

RESOLUTION NO. 2026-6-7

RESOLUTION OF THE BOARD OF DIRECTORS OF THE INLAND EMPIRE UTILITIES AGENCY (IEUA)*, SAN BERNARDINO COUNTY, CALIFORNIA, ESTABLISHING INITIAL AND MONTHLY CAPACITY CHARGES, VOLUMETRIC CHARGES, EXCESS STRENGTH CHARGES, CAPITAL IMPROVEMENT PROJECT (CIP) CHARGES, IEUA ADMINISTRATIVE CHARGES, APPLICATION AND WASTEWATER DISCHARGE PERMIT APPLICATION FEES FOR THE INLAND EMPIRE BRINE LINE (BRINE LINE) FOR FISCAL YEAR (FY) 2026/27.

WHEREAS, it is necessary to establish initial and monthly capacity charges, volumetric flow charges, CIP charges, Operations and Maintenance charges, trucked wastewater delivery charges and excessive strength charges;

WHEREAS, it is necessary to establish application fees for processing applications for Capacity Right Agreements and Wastewater Discharge Permits for the use of the Inland Empire Utilities Agency's* Brine Line;

WHEREAS, one Agency Capacity Unit (CU) is defined as an equalized discharge at the flow rate of 15 gallons per minute; and

WHEREAS, the Board of Directors of the Inland Empire Utilities Agency*, pursuant to Ordinance No. 106, may establish said fees and charges by Resolution.

NOW, THEREFORE, the Board of Directors of the Inland Empire Utilities Agency* hereby RESOLVES, DETERMINES, AND ORDERS the following to be effective July 1, 2026, and remain in effect until rescinded by a new Resolution:

Section 1. That the Initial Capacity Charge for the acquisition of Agency Capacity Rights shall be set at \$215,000.00 per CU.

Section 2. That the monthly charges for discharge to the Brine Line are as follows:

(A) CAPACITY CHARGES:

For discharge to the Brine Line, which reaches jurisdiction of the Santa Ana Watershed Project Authority (SAWPA), the monthly Capacity Charge is \$453.04 per CU.

(B) CAPITAL IMPROVEMENTS PROGRAM CHARGES:

The monthly CIP charge for Brine Line is \$92.70 per CU per month.

(C) VOLUMETRIC CHARGES

For discharge to the Brine Line, the monthly Volumetric Charge is \$1,141.00 per Million

Gallons of discharge. The minimum Volumetric Charge for discharge of 100,000 gallons or less per CU per month is \$114.10 per CU per month.

(D) STRENGTH CHARGES

That Strength Charges are applicable to all discharges to the Brine Line, via pipeline or hauled by truck, for excessive Biochemical Oxygen Demand (BOD), and Total Suspended Solids (TSS). The rates are as follows:

<u>QUANTITY</u>	<u>RATE</u>
BOD	\$462.00 per 1,000 pounds (dry weight)
TSS	\$579.00 per 1,000 pounds (dry weight)

Strength charges for the Brine Line discharges are calculated from the average of all the samples collected during the calendar month and invoiced on a monthly basis. If there is no sample data for a given month, strength charges for that month shall be determined by using the average value of all available data from the previous 12 months.

(E) AGENCY ADMINISTRATIVE CHARGES

Agency Administrative Charges of 50% shall be added to the charges of Section 2(A), 2(C), and 2(D).

(F) Other Charges

Inland Empire Utilities Agency* will pass on any other charges from SAWPA invoiced to Inland Empire Utilities Agency* to dischargers to the Brine Line, such as, but not limited to, flow and strength imbalances charges, permit fees, inspection fees, analytical fees, etc.

Section 3. For trucked discharges to the Brine Line, the wastewater discharge rate shall be based on the applicable Tiered Schedule as established by the higher concentration value for BOD or TSS. The Brine Line Tiered Rate Schedule for Trucks is shown in Table 1.

Table 1 – Brine Line Tiered Rate Schedule for Trucks

Tiered Schedule	BOD / TSS Concentration	Volumetric Charge Up to 5,000 gallons	Incremental Charge above 5,000 gallons, \$ per one (1) gallon	Concentrations over 100 mg/L	
				BOD Charge \$ per lb	TSS Charge \$ per lb
Brine	BOD and TSS Less than 100 mg/L	\$359.41	\$0.0171		
Non-Brine	BOD or TSS 100 mg/L and higher	\$359.41	\$0.0171	\$0.8354	\$0.7979

Section 4. That Application fees for a Capacity Right Agreement shall be: \$558.00

Section 5. That Initial Wastewater Discharge Permit Application and Permit Renewal fees for wastewater generators who discharge directly through pipeline connection to the Brine Line sewer system shall be:

Initial Wastewater Discharge Permit Application Fees
(Ownership Change with Process Changes included):

Categorical Industrial User	\$5,923.00
with Combined Waste Stream Formula, add	\$1,548.00
with Production Based Standards, add	\$888.00
with Multiple Categories, add	\$2,952.00
Non-Categorical, Significant Industrial User	\$4,355.00
Non-Categorical, Non-Significant Industrial User	\$3,612.00

Permit Renewal Fees:

Categorical Industrial User	\$4,437.00
with Combined Waste Stream Formula, add	\$888.00
with Production Based Standards, add	\$558.00
with Multiple Categories, add	\$1,548.00
Non-Categorical, Significant Industrial User	\$1,218.00
Non-Categorical, Non-Significant Industrial User	\$888.00

Section 6. That Initial Wastewater Discharge Permit Application and Permit Renewal fees for wastewater generators whose wastewater is hauled away, i.e., by a wastewater trucking company, and discharged into the Brine Line sewer system shall be:

Initial Wastewater Discharge Permit Application Fees:
(Ownership Change with Process Changes included)

Categorical Industrial User	\$5,923.00
with Combined Waste Stream Formula, add	\$1,548.00
with Production Based Standards, add	\$888.00
with Multiple Categories, add	\$2,952.00
Non-Categorical, Significant Industrial User	\$4,355.00
Non-Categorical, Non-Significant Industrial User	\$3,612.00

Permit Renewal Fees:

Categorical Industrial User	\$4,437.00
-----------------------------	------------

with Combined Waste Stream Formula, add	\$888.00
with Production Based Standards, add	\$558.00
with Multiple Categories, add	\$1,548.00
Non-Categorical, Significant Industrial User	\$1,218.00
Non-Categorical, Non-Significant Industrial User	\$888.00

Initial Permit Application for Wastewater Hauler	\$475.00
Permit Renewal for Wastewater Hauler	\$310.00

Section 7. That Permit Revision or Facility Expansion fees shall be: \$2,291.00

Permit Revisions shall be required if the modification affects the quantity/quality of the wastewater discharge to deviate from the conditions in the current permit by more than 25%. Such additions or modifications include, but are not limited to, the following: Maintenance, Monitoring, Change of Discharge Limits, Addition of Control Equipment, etc.

Section 8. That for change of business name with no process changes shall be: \$475.00

That Permit Addendum fees shall be: \$1,218.00

Permit Addendum shall be required if the addition or modification does not affect the existing wastewater quantity/quality by more than 25%. Such additions or modifications include, but are not limited to, the following: Maintenance, Monitoring, Change of Discharge Limits, Addition of Control Equipment, Ownership Change without Process Changes, etc.

Section 9. Toxic Organic Management Plan (TOMP) Processing No Charge

Section 10. Zero Discharge Permit (Time and Material [T&M]) T&M

Section 11. SAWPA Pass-Through Annual Permit Fees


Direct Discharger	\$600.00
Indirect Discharger	\$300.00

Section 12. Miscellaneous processing fees that do not fall under any of the above sections shall be charged based on time and material of staff(s) evaluating such process using adopted labor rates for the current fiscal year.

Section 13. That all provisions of the Brine Line Ordinance and any amendments thereto are hereby applicable and will remain in full force and effect.


Section 14. That upon the effective date of this Resolution, Resolution No. 2025-6-6 pertaining to the Brine Line (also known as South Non-Reclaimable Wastewater System) is hereby rescinded in its entirety.

ADOPTED this 17th day of June 2026.




Steven J. Elie
President of the Inland Empire Utilities Agency* and of the Board of Directors thereof

ATTEST:



Michael Camacho
Secretary/Treasurer of the Inland Empire Utilities Agency* and of the Board of Directors thereof

*A Municipal Water District

The undersigned certifies that this is a true copy as on file in the permanent records of the Agency. This stamp must be in purple ink to constitute a certified copy.
Inland Empire Utilities Agency
A Municipal Water Agency
By  Date 