



Inland Empire Utilities Agency

A MUNICIPAL WATER DISTRICT

2021

**IEUA's
Ten-Year Sewer
Capital Forecast**

Contents

ABBREVIATIONS.....	2
SECTION 1: BACKGROUND	3
Inland Empire Utilities Agency Overview.....	3
Formation & Purpose.....	4
Agency Vision.....	4
Mission Statement.....	4
Agency Values	4
Governance.....	5
Sewage Collection Agencies.....	5
SECTION 2: INTRODUCTION TO THE TEN-YEAR SEWER CAPITAL FORECAST	7
Ten-Year Sewer Capital Forecast Purpose	7
Definition of a Capital Project.....	7
Regional Sewage Service Contract Requirements and Plan Adoption	7
SECTION 3: REGIONAL WATER RECYCLING INFRASTRUCTURE.....	9
Regional Wastewater Recycling Plants	9
Regional Wastewater System.....	9
Carbon Canyon Water Reclamation Facility	10
Regional Water Recycling Plant No. 1	10
Regional Water Recycling Plant No. 2	11
Regional Water Recycling Plant No. 4	11
Regional Water Recycling Plant No. 5	11
Regional Wastewater Recycling Plant Capacity	12
Capacity Expansion.....	13
System Loading	14
SECTION 4: EQUIVALENT DWELLING UNITS.....	16
Historical EDU Activity	16
Projected EDU Activity	17
Capital Capacity Reimbursement Accounts	18
SECTION 5: WASTEWATER CAPITAL IMPROVEMENT PROJECTS	20
Regional Wastewater Capital Improvement Fund	20
Ten-Year Sewer Capital Forecast Project List.....	20
APPENDIX A: TEN-YEAR SEWER CAPITAL FORECAST PROJECT LIST.....	22
APPENDIX B: REGIONAL WASTEWATER CAPITAL IMPROVEMENT FUNDING SOURCES	23

ABBREVIATIONS

AF: Acre Feet

CCRA: Capital Capacity Reimbursement Account

CCWRF: Carbon Canyon Water Reclamation Facility

CVWD: Cucamonga Valley Water District

EDU: Equivalent Dwelling Unit

FY: Fiscal Year

IEUA: Inland Empire Utilities Agency

IERCF: Inland Empire Regional Composting Facility

MGD: Million Gallons per Day

MWD: Metropolitan Water District of Southern California

O&M: Operation and Maintenance

RC: Regional Wastewater Capital Improvement Fund

TYSCF: Ten-Year Sewer Capital Forecast

RP-1: Regional Water Recycling Plant 1

RP-2: Regional Water Recycling Plant 2

RP-4: Regional Water Recycling Plant 4

RP-5: Regional Water Recycling Plant 5

SCAs: Sewer Collection Agencies

WWFMPU: 2015 Wastewater Facilities Master Plan Update

SECTION 1: BACKGROUND

Inland Empire Utilities Agency Overview

The Inland Empire Utilities Agency (IEUA/Agency) is a regional wastewater treatment Agency and wholesale distributor of imported water to approximately 950,000 people throughout western San Bernardino County. Under the leadership of a directly elected five-member Board of Directors, the Agency is committed to supporting the needs of its service area and safeguarding public health through significant investments in a diverse water supply portfolio, reliable municipal/industrial wastewater collection and treatment services, and other related utility services in a regionally planned and cost-effective manner.

As a member agency of the Metropolitan Water District of Southern California (Metropolitan), IEUA provides supplemental water supplies, primarily via the State Water Project (SWP) to the cities of Chino, Chino Hills, Fontana via Fontana Water Company and portions of West Valley Water District, Montclair via Monte Vista Water District, Ontario, Rancho Cucamonga via Cucamonga Valley Water District, and Upland (including San Antonio Water Company). IEUA also replenishes local groundwater supplies with captured rainwater and recycled water produced by IEUA that is later extracted by local water agencies for use as a drinking water supply.

Water recycling is a critical component of the water resources management strategy for IEUA and the Chino Basin. The Agency is responsible for treating 50 million gallons per day of wastewater, on average, received from seven sewerage agencies including the cities of Chino, Chino Hills, Fontana, Montclair, Ontario, and Upland, and the Cucamonga Valley Water District. This water is treated to Title 22 regulations set forth by the State Division of Drinking Water and distributed to its retailers for agriculture, municipal irrigation, industrial uses, and groundwater replenishment.

IEUA currently operates five regional wastewater treatment plants: RP-1 (Ontario), RP-2 – Solids (Chino), RP-4 (Rancho Cucamonga), Carbon Canyon Water Recycling Facility (Chino), and RP-5 (Chino).

In conjunction with these facilities, IEUA also maintains and operates:

- The Chino Desalter I (located in Chino) on behalf of the Chino Basin Desalter Authority, which uses reverse osmosis technology to remove salt and nitrates from groundwater pumped from 14 wells throughout the Chino Basin. It produces 10.9 MGD of high-quality drinking water, serving the water needs of approximately 35,000 people.
- The Inland Empire Regional Composting Facility (located in Rancho Cucamonga) on behalf of the Inland Empire Regional Composting Authority, which uses biosolids

from the wastewater treatment process to produce over 230,000 cubic yards of high-quality compost each year for local landscaping and horticultural use, marketed under the name SoilPro.

- 46 groundwater recharge basins across 19 recharge sites designed to hold stormwater run-off, imported water, and IEUA recycled water to replenish alluvial aquifers and groundwater supply. Through partnership with the Chino Basin Water Conservation District and the San Bernardino Flood Control District, IEUA's groundwater recharge framework enhances the current reliability of local supplies for a rapidly growing population and is an integral part of the Agency's local water supply planning efforts.

The Agency also prioritizes initiatives that enhance and preserve the quality of life throughout the region, which include investments in local water resources, conservation programs, and renewable energy sources. IEUA advocates for environmental stewardship and offers several free educational resources and outreach programs to inform students and the community on ecological preservation, water awareness, and sustainability.

Formation & Purpose

IEUA was originally formed as the Chino Basin Municipal Water District on June 6, 1950, as a municipal corporation with the mission to supply supplemental imported water purchased from the Metropolitan Water District of Southern California (MWD) to municipalities in the Chino Basin. Since then, IEUA has expanded its mission from a supplemental water supplier to include regional wastewater treatment with both domestic and industrial disposal systems along with energy production facilities. In addition, IEUA has become a major provider of recycled water, a supplier of biosolids/compost materials, and continues its leading role in water quality management and environmental protection in the Inland Empire.

Agency Vision

To enhance the quality of life throughout our region by leading the way in water management and environmental stewardship.

Mission Statement

To provide essential water and wastewater services in a regionally planned and cost-effective manner, while safeguarding public health, supporting community needs, and protecting the environment.

Agency Values

Leading the way. Planning for the future. Collaboratively protecting the resources of the communities we serve. IEUA:

- Integrates environmentally sustainable, ethical, safe, and fiscally responsible practices into every aspect of our business.
- Works with integrity as one team.
- Actively engages with the communities we serve while recognizing the region's diverse needs.
- Stays at the forefront of the industry through education, efficiency, and innovation.

Governance

IEUA is a special district governed by five publicly elected Board of Directors. Each director is assigned to one of the five divisions which generally serve the following regions: Division 1- Upland/Montclair; Division 2- Ontario; Division 3- Chino/Chino Hills; Division 4- Fontana; and Division 5- Rancho Cucamonga. Monthly meetings are also held with the Regional Technical and Policy Committees comprised of representatives from each of IEUA's Regional Sewer Service Contracting Agencies. These Committees discuss and provide recommendations on various technical and policy issues affecting IEUA.

Sewage Collection Agencies

As a regional wastewater treatment Agency, IEUA provides wastewater utility services to seven sewage collection agencies (SCAs) under the Chino Basin Regional Sewage Service Contract (Regional Contract) or Regional Sewage Service Ordinance No. 114: the cities of Chino, Chino Hills, Fontana, Montclair, Ontario, and Upland along with Cucamonga Valley Water District (CVWD). Figure 1 depicts boundaries within IEUA's service area.

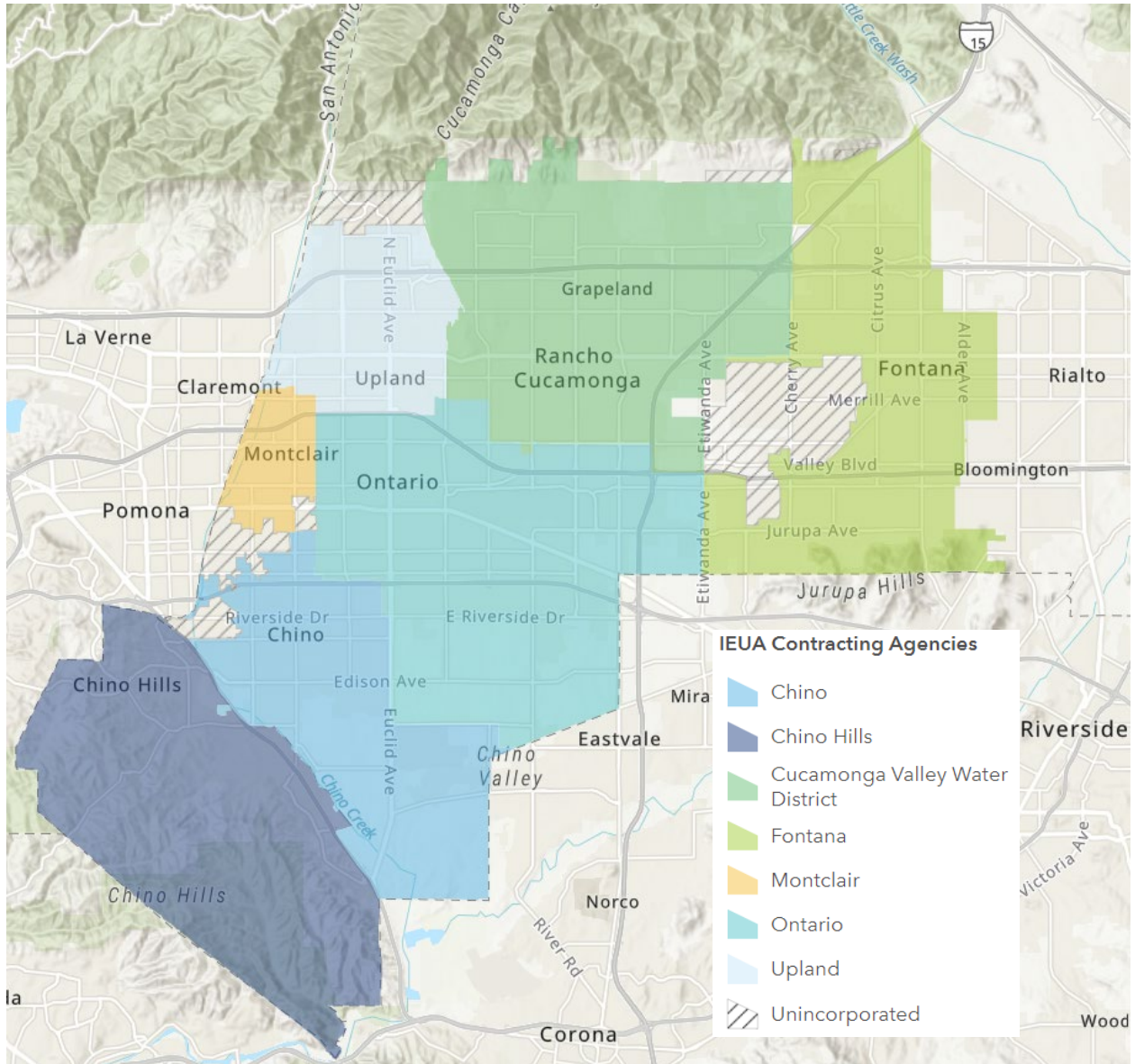


Figure 1 – IEUA Sewerage Collection Agencies

SECTION 2: INTRODUCTION TO THE TEN-YEAR SEWER CAPITAL FORECAST

Ten-Year Sewer Capital Forecast Purpose

The Board of Directors of the Inland Empire Utilities Agency adopts a Ten-Year Sewer Capital Forecast (TYSCF) based on the growth and regulatory requirements, existing asset management needs, and recommendations from the Regional Technical and Policy Committees, pursuant to the terms of the Regional Sewage Service Contract and Regional Sewage Service Ordinance No.114. The purpose of the TYSCF is to catalog and schedule capital improvement projects necessary to enable the regional wastewater system to meet forecasted demands for all the Sewage Collection Agencies (SCAs) over a multi-year period. Pursuant to Section 9 of the Regional Contract, IEUA submits a TYSCF of capacity demands and capital projects to the Regional Technical and Policy Committees. This TYSCF identifies projects for the Fiscal Year (FY) 2026/2027 through FY 2035/2036.

Projects identified in the TYSCF are important to ensure regional reliability and safety while meeting all regulatory requirements based on the physical conditions of assets and the forecasted regional projection of wastewater needs. According to these projections, the TYSCF proposes a schedule for implementing projects based on necessity. The timing of the projects identified in the TYSCF are further refined during the Capital Budget process, based on the availability of financial resources.

Definition of a Capital Project

The TYSCF is composed of a list of capital projects, which are projects that involve the purchase, improvement, or construction of major fixed assets, such as the expansion of treatment plants, the construction of pipeline and pump stations, and the replacement of equipment. Capital projects do not include funds spent on standard operation and maintenance (O&M).

Regional Sewage Service Contract Requirements and Plan Adoption

The Regional Sewage Service Contract is the guiding document that defines the terms of the services and facilities in IEUA's regional wastewater system. The Regional Contract was originally signed in January 1973, amended in 1984 and 1994, and was due for renewal in January 2023, 50 years after it was originally executed. Currently, three SCAs are under Regional Sewage Service Ordinance 114 (The Cities of Chino, Ontario, and Montclair) and four SCAs are under the Regional Contract (The Cities of Chino Hills, Upland, CVWD, and Fontana).

As required by the Regional Contract, the TYSCF includes wastewater flow forecasts, a description of planned capital projects, capital project expenditures, plant capacities, and

available funding of the Regional Wastewater Capital Improvement (RC) fund. After detailed review, comments, and recommendations from the Regional Technical and Policy Committees and the Agency's Board of Directors, the TYSCF is adopted.

SECTION 3: REGIONAL WATER RECYCLING INFRASTRUCTURE

Regional Wastewater Recycling Plants

The Agency has four regional water recycling plants which produce recycled water from treated wastewater. Recycled water from all four plants meets Title 22 standards and it is used for agriculture, landscaping, industrial processing, and groundwater recharge. The four regional facilities are: Regional Water Recycling Plant No.1 (RP-1), Regional Water Recycling Plant No.4 (RP-4), Regional Water Recycling Plant No.5 (RP-5), and Carbon Canyon Wastewater Recycling Facility (CCWRF). The forementioned plants have primary, secondary, and tertiary treatment and recycled water pumping facilities that are interconnected in a regional network. Agency staff use wastewater bypass and diversion facilities, such as the San Bernardino Lift Station, Montclair Diversion Structure, Etiwanda Trunk Line, and Carbon Canyon bypass, to optimize IEUA's flows and capacity utilization. In general, flows are routed between regional plants to maximize recycled water deliveries while minimizing overall pumping and treatment costs. IEUA also has three facilities where the biosolids are processed: RP-1, Regional Water Recycling Plant No.2 (RP-2), and the Inland Empire Regional Composting Facility (IERCF). RP-1 processes biosolids generated within the regional plant, as well as biosolids generated at RP-4, and RP-5 and CCWRF biosolids are processed at RP-2. All biosolids are dewatered and trucked to IERCF for further treatment.

Regional Wastewater System

The regional pipeline system that connects the plants can be used to send sewer flow from one water recycling plant to another to balance and optimize the use of treatment capacity. Currently, the regional interceptors can send partially treated flows from RP-4 to RP-1 and RP-2 to RP-5 and raw influent from CCWRF to RP-5. In addition, primary effluent can be sent from the RP-1 equalization basins to RP-5.

IEUA also has four regional wastewater lift stations. These are used to shift flows that would naturally flow from one portion of the service area to a different treatment plant. This balancing of flows keeps water in the northern portion of the service area, maximizing potential recycled water use. Figure 2 illustrates the regional wastewater network that connects the treatment plants. The lift stations are:

- Montclair Lift Station – pumps wastewater from portions of Montclair, Upland, and Chino to RP-1.
- Preserve Lift Station – pumps wastewater from the Prado Regional Park and the Preserve community in the City of Chino to RP-5.
- RP-2 Lift Station – pumps wastewater from the southeastern portions of the cities of Chino and Chino Hills and the solids treatment side streams from RP-2 to RP-5.
- San Bernardino Avenue Pump Station – pumps a portion of the flow from the City of

Fontana to RP-4.

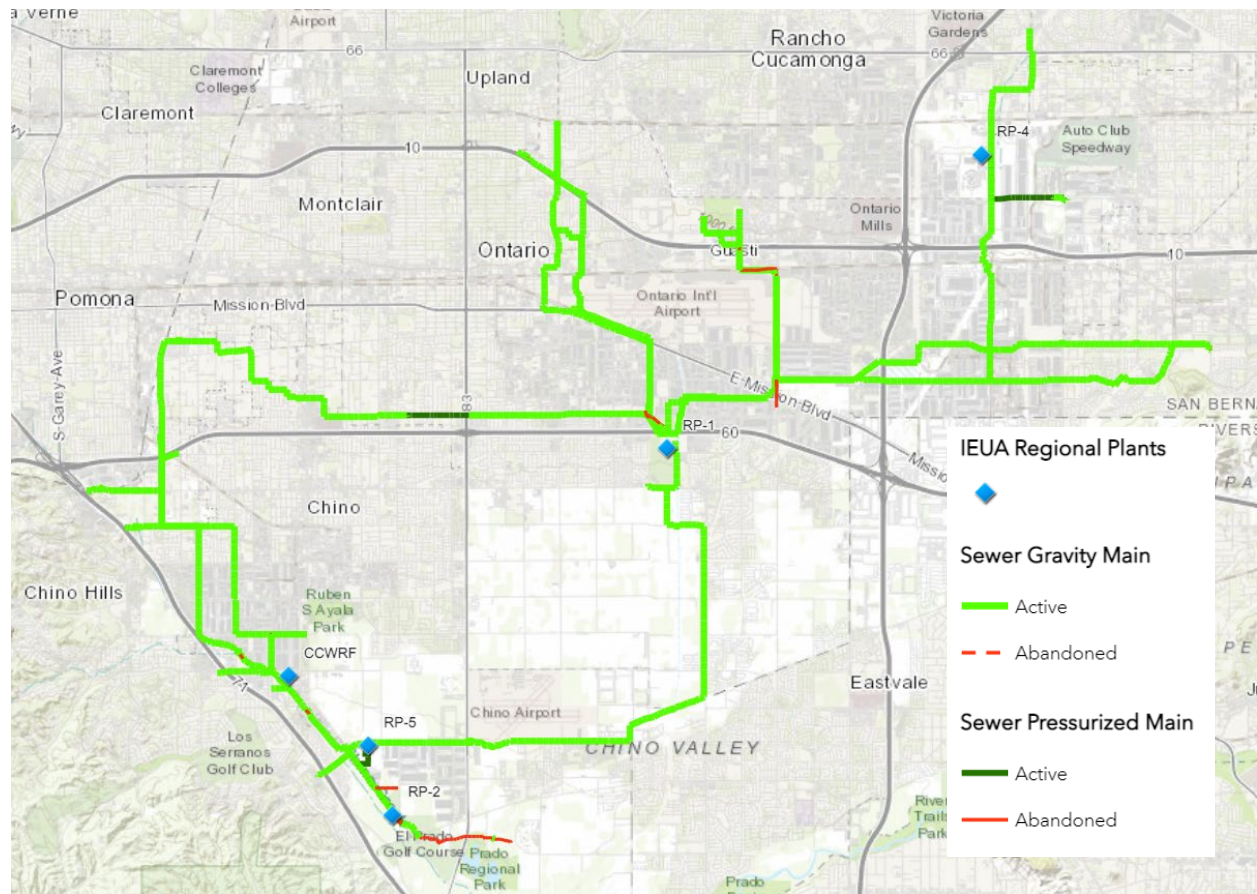


Figure 2 – IEUA Regional Wastewater System

Carbon Canyon Water Reclamation Facility

CCWRF is in the City of Chino and has been in operation since May 1992. The CCWRF works in tandem with RP-2 and RP-5 to serve the areas of Chino, Chino Hills, Montclair, and Upland. Wastewater is treated at CCWRF while the biosolids removed from the wastewater flow are pumped to RP-2 for processing. The CCWRF is designed to treat an annual average flow of 12 MGD and treats approximately 8.2 MGD.

Regional Water Recycling Plant No. 1

RP-1 is in the City of Ontario near the intersection of Highway 60 and Archibald Avenue. This facility was originally commissioned in 1948 and has undergone several expansions to increase the design wastewater treatment hydraulic capacity to approximately 44 MGD, based on the wastewater characteristics at the time of the expansions. However, the current design wastewater liquids treatment loading capacity is 32 MGD. A Flow and Loading Study is expected to be completed in Fiscal Year 2027. The first phase of the study of the Regional Sewer System will provide insight into the current wastewater flows and loading

characteristics throughout the service area. A second phase of the study, will gather flow and loading data from direct dischargers into IEUA's sewerage system. RP-1 solids treatment process includes gravity thickening and dissolved air floatation thickening, anaerobic digestion for stabilization, and dewatering by either centrifuge. RP-1 serves the areas of Ontario, Upland, Fontana, Chino, Montclair, and Rancho Cucamonga, and currently treats approximately 24.2 MGD. A future project, RP-1 Liquids Treatment Capacity Recovery, is anticipated to start FY 35/36, pending the completion of the second phase of the Flow & Loading Study. This project may be pushed out beyond the current TYCIP; the project will recover liquids treatment capacity to 40 MGD. The RP-1 Solids Thickening & Acid Phase Digesters project will replace the gravity thickener and dissolved air floatation thickeners that are beyond their useful life; the project's substantial completion is anticipated to be June 30, 2029.

Regional Water Recycling Plant No. 2

RP-2 in the City of Chino has been in operation since 1960. RP-2 was both a liquid and solid treatment facility until 2004, when RP-5 was constructed to handle the liquids portion. Since then, RP-2 treats only the biosolids from CCWRF and RP-5. RP-2 treatment processes include gravity thickening and DAF thickening, anaerobic digestion for stabilization, and dewatering by either belt press or centrifuge.

Once the solids are dewatered, they are transported to the IERCF. RP-2 is located on land leased from the US Army Corps of Engineers and the lease is due to expire in 2035. RP-2 is also located within the recently redefined flood zone behind Prado Dam. Orange County Flood Control District and the Army Corps have plans to raise the maximum operational water level behind the dam to allow greater water storage and conservation. Since RP-2 does not have physical flood protection, IEUA will relocate the solids handling from RP-2 to RP-5. The relocation of solids handling is expected to be substantially completed by December 2026.

Regional Water Recycling Plant No. 4

RP-4 is in Rancho Cucamonga and has been in operation treating wastewater and producing recycled water since 1997. The RP-4 facility capacity was doubled in 2009 from 7 MGD to 14 MGD. Waste sludge generated at RP-4 is discharged back to the sewer and flows by gravity to RP-1. RP-4 serves areas of Fontana and Rancho Cucamonga, treating approximately 10.4 MGD.

Regional Water Recycling Plant No. 5

RP-5 is located immediately east of the Agency's Administrative Headquarters campus in the City of Chino and began operation in March 2004. It has a capacity rating of 16.3 MGD, which includes capacity for approximately 15 MGD of raw wastewater and 1.3 MGD of solids processing return or recycled flows from RP-2. Waste sludge produced at RP-5 is pumped to

the RP-2 solids handling facility, which will be relocated to RP-5 around 2025. RP-5 serves areas of Chino, Chino Hills, and Ontario, treating approximately 8.3 MGD.

The RP-5 Solids Handling Facility (RP-5 SHF) was operated by IEUA from 2001 to 2009 as a regional facility accepting dairy manure for recycling and generating biogas. In 2010, IEUA entered into a lease agreement with Environ Strategies (now Inland BioEnergy) and in 2012, they began utilizing the facility for digestion of primarily food wastes with minor amounts of dairy manure. RP-5 SHF can process 705 wet tons/day of food and dairy waste through an anaerobic digestion process and could generate electricity from the biogas produced. As of August 2017, Inland BioEnergy stopped regular Operations of the facility. Due to the regional benefits of such a waste handling facility and the reduced energy costs, the Agency is exploring lease opportunities for future use of the RP-5 SHF. The RP-5 Liquids Expansion to 30 MGD and Biosolids Facility will be substantially completed by December 2026. At which point all biosolids generated at RP-5 and solids generated at CCWRF will be processed at RP-5.

Regional Wastewater Recycling Plant Capacity

The regional wastewater recycling plants utilized capacity is calculated based on a 12-month average of influent flows measured in million gallons per day (MGD) as seen in Table 1.

Regional Plant	Total Capacity	Average FY 24/25 Used Capacity	Capacity Remaining	Scheduled Expansions
CCWRF	12.0	8.1	3.9	N/A
RP-1	32.0*	25.2	6.8	+8
RP-2**	N/A	N/A	N/A	N/A
RP-4	14.0	10.1	3.9	N/A
RP-5	16.3	8.6	7.7	+6.2
Total	74.3	51.9	22.4	14.2

*RP-1 total hydraulic capacity without loading treatment limitations is 44 MGD

**RP-2 liquid treatment facilities have been relocated to RP-5

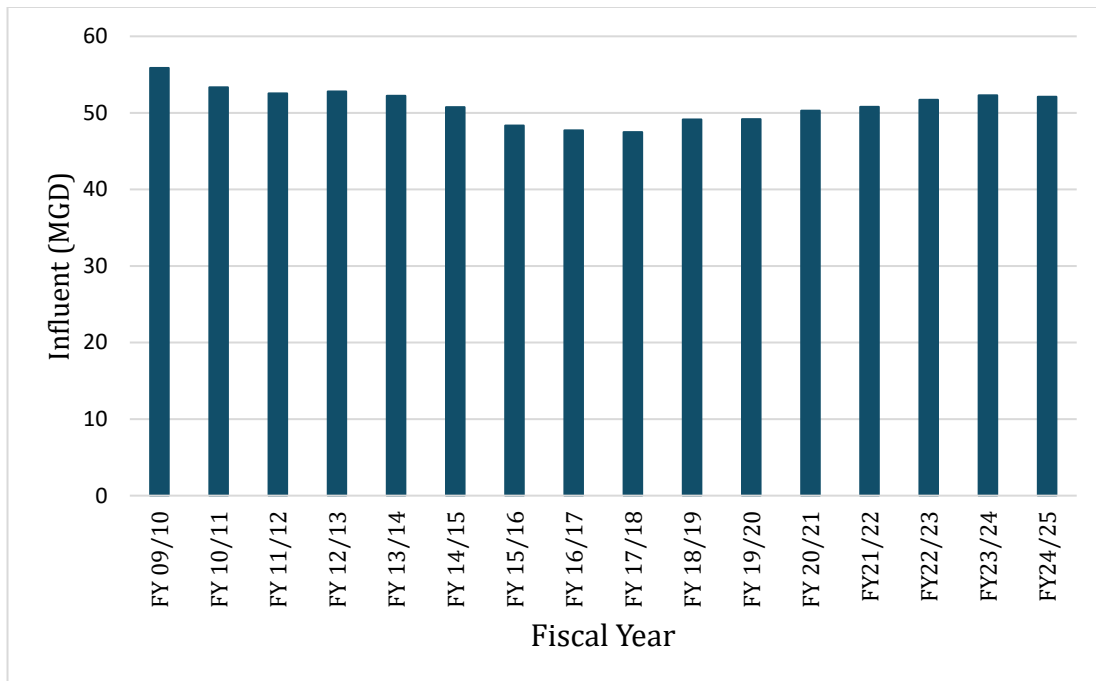


Figure 3 - Historical Regional Influent Flows

Capacity Expansion

Wastewater flow forecasts are conducted annually and are based on four main components: (1) historical wastewater flow trends; (2) per dwelling unit wastewater generation factors, based on the 2015 Wastewater Facilities Master Plan Update (WWFMPU) projections; (3) actual influent flows measured at the treatment plants; and (4) expected future growth numbers provided by the SCAs. These projections are used to determine future demands on the Agency's facilities and help anticipate the need for modifications to treatment plants and solids handling facilities.

The WWFMPU identified the projected flows to the treatment plants in 2035 through 2060. The WWFMPU estimates that there will be a regional flow of 73.5 MGD by 2035 and an ultimate/build-out flow of 80 MGD by 2060. Capacity projects to address increasing demands within the 10-year window include expansions at RP-5, the relocation of RP-2 solids handling to RP-5, and the beginning of the RP-1 liquid capacity recovery and solids treatment expansion.

The expansion at RP-5 set for completion in 2029 will increase the plant capacity to 22.5 MGD, up 6.2 MGD from its current capacity of 16.3 MGD.

The RP-1 Liquid Treatment Recovery project is set to recover 8 MGD of capacity lost due to system loading. While RP-1 has a hydraulic capacity of 44 MGD, only 32 MGD of capacity is usable due to loading treatment constraints. After the recovery project is completed, the total usable capacity will be increased to 40 MGD, still 4 MGD below the plant's hydraulic capacity.

System Loading

Over the past decade the IEUA service area has experienced an increase in indoor water use efficiency as a direct result of drought, shifting public policy, more efficient building and plumbing codes, and effective conservation program campaigns. This increased efficiency has decreased the total influent volume of wastewater flows received by IEUA treatment plants by approximately 10% since 2010. While the flows have decreased, the regional population has continued to grow. The combination of an increased population but reduced wastewater flow has resulted in an increase in the strength of the wastewater coming into IEUA's treatment facilities. This trend of increased wastewater strength is expected to continue as both the population and regional water efficiency continue to increase. Current and future wastewater treatment plant expansions are largely driven by the increased strength of wastewater flows to the facilities, rather than the volume of flows to the facilities.

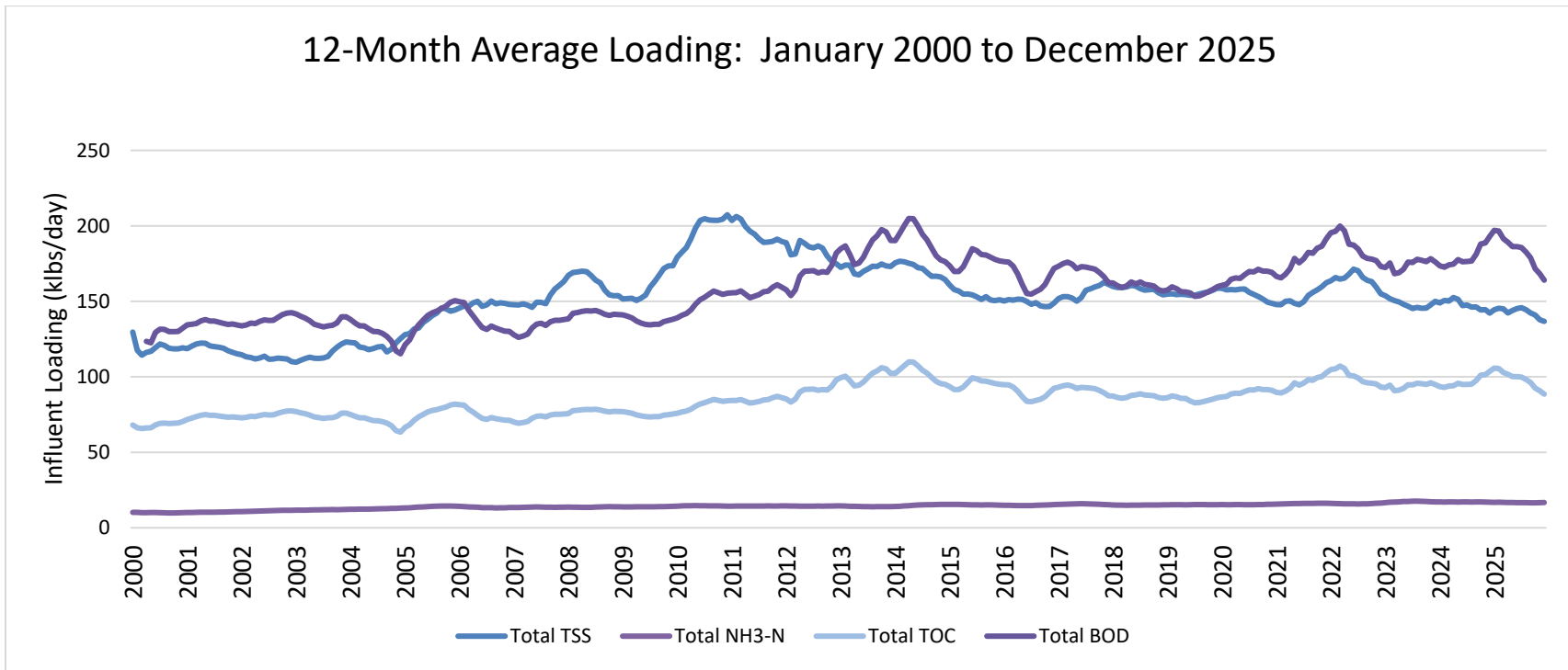


Figure 4 - Influent Loading (12-Month Average): January 2000 - December 2025

SECTION 4: EQUIVALENT DWELLING UNITS

One equivalent dwelling unit (EDU) is an approximate measure of the daily wastewater flow in quantity and strength of an average single-family household as determined in Exhibit “J” of the Regional Contract. This unit of measurement enables IEUA and the SCAs to uniformly track past and projected connections to the regional wastewater system.

Historical EDU Activity

EDU activity has increased from FY 23/24 to FY 24/25 with the addition of 4,360 EDUs to the region compared to the addition of 3,485 EDUs the previous fiscal year. The additional EDUs added in FY 24/25 are 1,472 EDUs lower than the SCAs projections of 5,832 EDUs and 360 EDUs greater than the IEUA Budgeted Projections of 4,000 EDUs. Two sets of projections exist to allow for conservative estimates. The SCAs’ projections are required under the Regional Contract and Regional Sewage Service Ordinance No.114 and serve as a planning tool for plant treatment capacity and loading. Under the Regional Contract and Regional Sewage Service Ordinance, SCAs who report EDU projections that are lower than what the region experiences may have building moratoriums imposed. For this reason, the SCAs may make projections conservatively high. Budgeted projections are used by IEUA to project future wastewater treatment needs and fund availability. To ensure adequate fund availability, budgeted projections are conservatively low. The result of both sets of projections is the assumption that projections are conservative, ensuring the regional plants can safely and effectively treat the additional wastewater while also ensuring the Agency does not over-project fund availability. Table 2 outlines the building activity in the region along with both sets of EDU projections.

Table 2 - Building Activity for Last Five Fiscal Years (FY 20/21 through FY 24/25)			
Year	Building Activity (EDUs)	Budgeted Projections (EDUs)	SCAs Projections (EDUs)
FY 20/21	5,287	4,000	9,013
FY 21/22	5,104	4,000	9,144
FY 22/23	3,494	4,000	8,059
FY 23/24	3,485	4,000	7,778
FY 24/25	4,360	4,000	5,832

Projected EDU Activity

In accordance with the Regional Contract and Regional Sewage Service Ordinance No.114, the SCAs completed a survey of their 10-year capacity demand forecast. The results of the 10-year capacity demand forecast survey are summarized in Table 3. For FY 2026/27, the forecasted activity is 8,484 additional EDUs. Over the next ten years, activity was projected to total 62,487 EDUs added region wide. Approximately 65% of this projected activity is a result of new development in the service areas of Ontario and Fontana. Over the next ten years, building activity is projected to be approximately 82% residential and 18% commercial/industrial. Figure 5 highlights the breakdown between residential and commercial/industrial projected EDUs.

Fiscal Year	Chino	Chino Hills	CVWD	Fontana	Montclair	Ontario	Upland	Total
	EDUs	EDUs	EDUs	EDUs	EDUs	EDUs	EDUs	EDUs
FY 26/27	884	740	2,258	1,138	1,020	2,200	244	8,484
FY 27/28	1,073	242	725	1,225	339	2,580	79	6,263
FY 28/29	843	61	1,716	1,320	36	2,580	81	6,637
FY 29/30	703	33	1,635	1,320	34	2,690	59	6,474
FY 30/31	453	5	1,221	1,320	34	2,490	59	5,582
FY 31/32	453	0	425	1,320	34	2,489	59	4,780
FY 32/33	253	0	900	1,320	34	2,489	59	5,055
FY 33/34	150	0	425	1,320	34	2,489	59	4,477
FY 34/35	150	0	1,275	1,320	34	2,489	52	5,320
FY 35/36	150	0	425	1,320	34	1,796	52	3,777
TOTAL	5,510	1,753	12,038	13,982	1,985	26,292	927	62,487

**Per the request from the Cities of Chino and Chino Hills, forecasts have been extended from last Fiscal Year.*

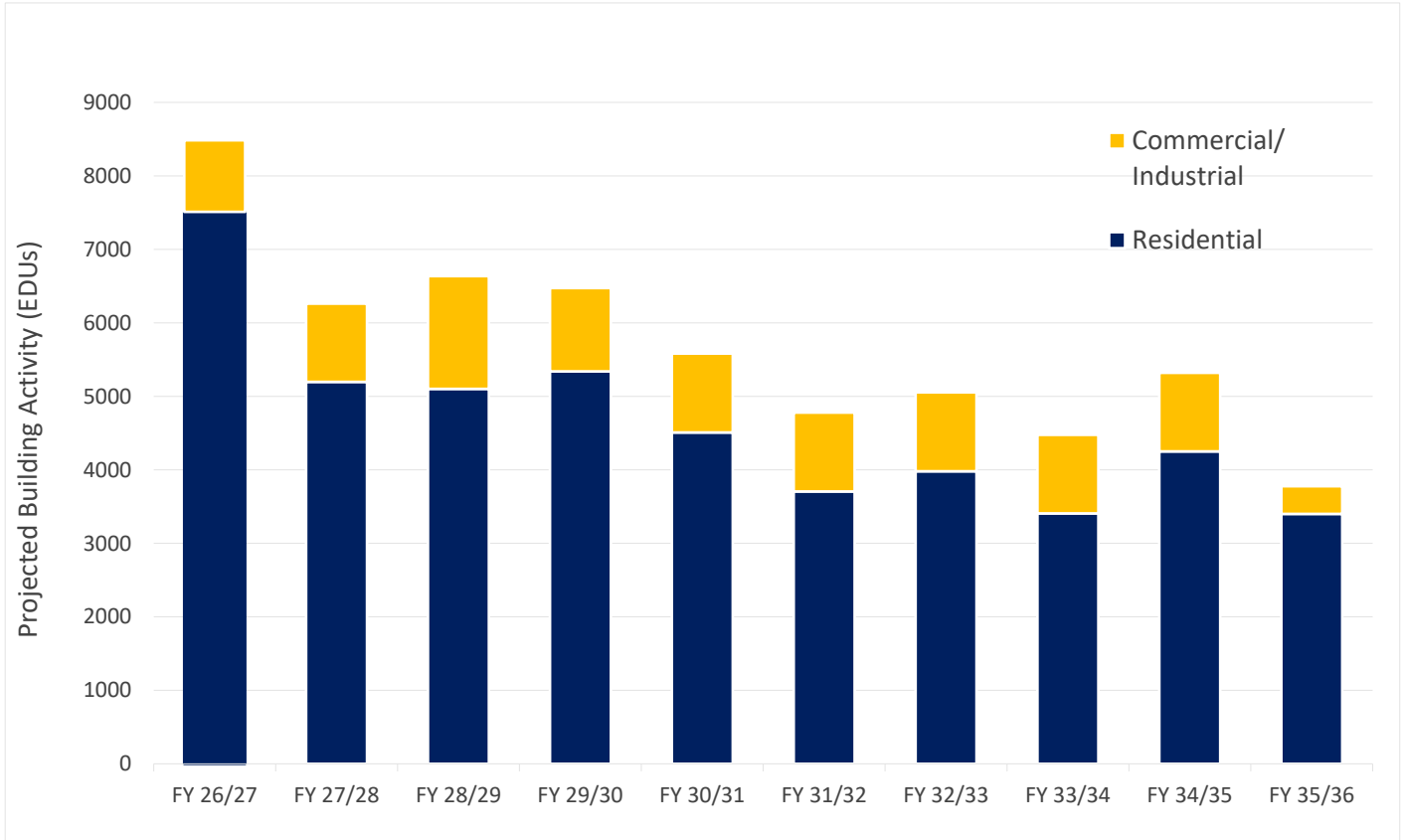


Figure 5 – 10-Year Growth Forecast

Estimated CCRA account contributions in 2027 dollars are calculated by taking the SCAs EDU projections and multiplying them by the current adopted EDU rate of \$8,620. Projected CCRA contributions are estimated at roughly \$73.1 million at the start of the ten-year period and steadily dropping year after year to around \$32.6 million.

Capital Capacity Reimbursement Accounts

IEUA levies a fee on all new connections to its regional wastewater system. Connection fees are restricted to finance capital acquisition, construction, equipment, and process improvement costs for the IEUA’s regional wastewater system. Pursuant to the Regional Contract and Regional Sewage Service Ordinance, new EDU connection fees are collected by each of IEUA’s SCAs and held in trust in a Capital Capacity Reimbursement Account (CCRA) until requested, or “called”, by IEUA. Capital calls, or connection fee payments of CCRA funds, are based on the identified and projected capital needs of IEUA over the ensuing nine months, as calculated and reported by IEUA each quarter. Connection fee rates were evaluated as part of IEUA’s FY 2019/2020 Rate Study. Capital calls are calculated based on the proportionate share of each Contracting Agency’s CCRA account balance relative to the aggregate amount. The current balance of the CCRA accounts can be found in Table 4 below.

Table 4 - Contracting Agencies CCRA Balance as of June 30th, 2025	
Regional Contracting Agency	CCRA Balance
City of Chino	\$ 23,863,111.96
City of Chino Hills	\$ 5,246,030.86
Cucamonga Valley Water District	\$ 21,399,429.78
City of Fontana	\$ 43,986,652.84
City of Montclair	\$ 7,846,265.34
City of Ontario	\$ 64,147,031.55
City of Upland	\$ 6,564,159.43
Total	\$ 173,052,681.76

SECTION 5: WASTEWATER CAPITAL IMPROVEMENT PROJECTS

Regional Wastewater Capital Improvement Fund

The TYSCF evaluates capital improvement projects necessary to meet wastewater forecasted demands. IEUA categorizes these projects into the Regional Wastewater Capital Improvement (RC) Fund. Expenses charged to the RC Fund include capital projects that are required to meet regional growth in the forms of flow, loading, capacity, or other factors. The RC Fund's primary sources of revenue include new EDU connection fees and property taxes but also include debt proceeds, loans, and grants. An estimated breakdown of the RC founding sources over the next 10-years can be found in Appendix B.

Ten-Year Sewer Capital Forecast Project List

The TYSCF contains projects which were identified by IEUA staff and include expansion projects to provide additional treatment capacity to meet future growth. Drivers used to determine the timeframe and necessity of projects include regulatory and permitting requirements, wastewater flow projections, asset age, performance, efficiency, and grant or funding availability. Total wastewater capital spending over the next ten-years is projected to be \$1,117,902,000. The TYSCF project list represents IEUA's capital projects forecast based on existing planning documents and anticipated funding sources. The full list of TYSCF projects can be found in Appendix A.

Replacement Value Placeholder Project

To support comprehensive long-term capital planning, a placeholder project based on asset replacement value is included within the TYCIP. This project serves as a planning-level placeholder to account for anticipated rehabilitation and replacement needs of existing infrastructure that have not yet been fully defined, scoped, or scheduled.

Public agency assets, particularly those associated with treatment, conveyance, and support systems, experience ongoing deterioration due to age, operational stress, and environmental conditions. While asset management programs continue to improve identification and prioritization of specific projects, there remains an inherent lag between recognizing lifecycle needs and developing fully scoped capital projects.

The replacement value placeholder project addresses this gap by incorporating a proportional investment target based on the total estimated replacement value of agency assets. This approach aligns with industry best practices, which recommend annual reinvestment levels (commonly 1.4–6.4% of asset replacement value, per the 2025 AWWA Utility Benchmarking) to sustain system reliability and avoid deferred maintenance. IEUA has identified that a proportional investment target rate of 4% aligns with maintaining system reliability.

Including this placeholder project in the TYCIP provides several key benefits:

- **Maintains Financial Readiness:** Ensures funding capacity is reserved for emerging capital needs before they are fully defined.
- **Supports Asset Management Goals:** Bridges the gap between long-term asset lifecycle planning and near-term project development.
- **Reduces Risk of Asset Failure:** Promotes proactive reinvestment to mitigate service disruptions, regulatory compliance risks, and costly emergency repairs.
- **Improves Planning Flexibility:** Allows future refinement and reallocation of funds as condition assessments and prioritization efforts advance.

As projects are further developed through condition assessments, regulatory drivers, or operational needs, the placeholder funding will be reassigned to specific capital projects and removed from the placeholder category. This ensures that the TYCIP remains both adaptable and reflective of evolving system priorities while maintaining a disciplined approach to infrastructure reinvestment.

APPENDIX A: TEN-YEAR SEWER CAPITAL FORECAST PROJECT LIST

APPENDIX A: TEN-YEAR SEWER CAPITAL FORECAST PROJECT LIST

Project Number	Project Name	Project Scope	Project Location	Project Drivers	FY 26/27	FY 27/28	FY 28/29	FY 29/30	FY 30/31	FY 31/32	FY 32/33	FY 33/34	FY 34/35	FY 35/36	Total TYCIP FY 2027-2036	Total Project Budget
Regional Wastewater Operations and Maintenance Fund																
EN13016	SCADA Enterprise System	Design, install, and program a new SCADA system across five wastewater facilities, overhauling control panels, operator interfaces, and data management for improved network integration and reliability.	Agencywide	Aging Infrastructure	\$ 3,500,000	\$ 500,000									\$ 4,000,000	\$ 39,700,000
EN18025	RP-1 Secondary System Rehabilitation	Rehabilitate concrete and metal components at secondary clarifiers, repair damaged walls, and replace UV protected sprayer piping. Upgrade aeration systems, valves, and aeration basin concrete, and replace anoxic mixers with an energy-efficient compressed air mixing system.	RP-1	Aging Infrastructure	\$ 2,500,000	\$ 7,000,000	\$ 4,500,000								\$ 14,000,000	\$ 15,134,000
EN19009	RP-1 Energy Recovery	Engage consultant to analyze digester gas use, exploring injection, cogeneration, or microgrid solutions, including financial viability, regulatory compliance, and subsequent design-build implementation.	RP-1	Changing Conditions	\$ 870,000	\$ 300,000									\$ 1,170,000	\$ 4,330,000
EN20057	RP-4 Process Improvements Phase II	Replace air control and buried plug valves at the aeration basins; install a fourth RAS pump and new VFDs; rehabilitate Trident filters and associated instrumentation; consolidate and upgrade the aluminum sulfate dosing system; and replace nine vault covers and shade canopies with more durable materials	RP-4	Aging Infrastructure	\$ 8,000,000	\$ 3,500,000									\$ 11,500,000	\$ 18,070,000
EN21053	RP-1 Filter Effluent Structure #2 Rehabi	Rehabilitate structure and valves, addressing severely corroded gates and stems for improved performance and reliability.	RP-1	Aging Infrastructure	\$ 500,000	\$ 1,000,000									\$ 1,500,000	\$ 3,570,000
EN22031	RP-1 Intermediate Pump Sta. Electrical	Replace MCC 6M/8M with Allen Bradley IntelCenter, install 18-pulse VFDs, and improve electrical reliability at the intermediate pump station.	RP-1	Aging Infrastructure	\$ 4,500,000	\$ 1,400,000									\$ 5,900,000	\$ 11,120,000
EN23000	RP1 Device Net Replacement	Evaluate MCCs with E3 overloads, replace or upgrade to E300 with Ethernet/IP or Modbus TCP/IP, and transition DeviceNet hardware for enhanced connectivity.	RP-1	Aging Infrastructure	\$ 250,000										\$ 250,000	\$ 3,292,000
EN23004	CCWRF Aeration Basins 1-6 Drain Valves	Replace six-inch drain valves to prevent backflow in aeration basins 1-6, ensuring reliable drainage.	CCWRF	Aging Infrastructure					\$ 1,217,000	\$ 3,163,000					\$ 4,380,000	\$ 5,600,000
EN23035	CCWRF RAS Header Replacement	Replace three 16-inch connections to RAS header and about 22 feet of 36-inch pipe, potentially adding bypass.	CCWRF	Aging Infrastructure	\$ 675,000	\$ 650,000									\$ 1,325,000	\$ 1,744,000
EN23036	San Bernardino Ave LS Reliability Improv	Install chopper pumps, add wet well access hatch, pave around pumps, and engage consultant for design/construction services	Regional Sewer System	Aging Infrastructure		\$ 1,250,000	\$ 3,000,000	\$ 2,000,000							\$ 6,250,000	\$ 7,090,000
EN23038	CCWRF HVAC System Upgrade	Replace chilled water air handlers, boilers, zoning, and controls at operations building for improved climate management.	CCWRF	Aging Infrastructure	\$ 540,000	\$ 1,600,000									\$ 2,140,000	\$ 3,760,000
EN23074	CCWRF Influent Box Rehab at the Primary Clarifiers	Remove degraded coating, restore concrete thickness, apply protective coating, and replace aluminum gates with stainless steel for long-term influent box integrity.	CCWRF	Aging Infrastructure	\$ 1,000,000	\$ 3,500,000	\$ 4,500,000	\$ 100,000							\$ 9,100,000	\$ 9,642,000
EN23114	RP1 Instrumentation and Control Enhancem	Assess PCN requests, design and install electrical/control infrastructure, and finalize SCADA migration for comprehensive RP-1 upgrades.	RP-1	Changing Conditions				\$ 250,000	\$ 750,000	\$ 250,000					\$ 1,250,000	\$ 1,415,000
EN24023	RP3 Regional Sewer Diversion Structure R	Replace gate valves, rings, covers, sandblast concrete, repair structural damage, and install new liner to restore diversion structure.	Regional Sewer System	Aging Infrastructure	\$ 700,000										\$ 700,000	\$ 1,660,000
EN24029	RP-1 Tertiary Asset Management Phase 1	Replace 26 filter effluent valves, custom tee, rehabilitate SBS pump station, modify sedimentation basin sludge pumps, and ensure long-term tertiary asset reliability.	RP-1	Aging Infrastructure			\$ 500,000	\$ 2,000,000	\$ 1,500,000						\$ 4,000,000	\$ 4,013,000
EN24032	RP-1 Primary Clarifier #1 Through #10 Re	Interior clarifier concrete rehabilitation, replacement of the chain and flight system, scum trough worm and gear replacement, clarifier covers replacement including implementation of fall protection measures, scum wet well chopper and mixing pump replacement.	RP-1	Aging Infrastructure	\$ 5,300,000	\$ 8,256,000	\$ 4,854,000								\$ 18,410,000	\$ 19,694,000

APPENDIX A: TEN-YEAR SEWER CAPITAL FORECAST PROJECT LIST

Project Number	Project Name	Project Scope	Project Location	Project Drivers	FY 26/27	FY 27/28	FY 28/29	FY 29/30	FY 30/31	FY 31/32	FY 32/33	FY 33/34	FY 34/35	FY 35/36	Total TYCIP FY 2027-2036	Total Project Budget
EN24033	Annular Seals	Verify each annular seal's condition and replace as necessary.	Agencywide	Aging Infrastructure					\$ 61,000						\$ 61,000	\$ 1,380,000
EN25002	Aeration Disc Diffuser Replacement	Replace aeration diffuser disks and secure manufacturer certification for new diffusers at RP-1, RP-4, and RP-5.	Agencywide	Aging Infrastructure	\$ 70,000	\$ 1,400,000	\$ 2,400,000	\$ 100,000	\$ 1,250,000	\$ 2,400,000					\$ 7,620,000	\$ 7,800,000
EN25010	RSS - Collection System Pipe Rehabilitation	Replace or refurbish failing air expansion tanks to extend their service life in the regional sewer system.	Regional Sewer System	Aging Infrastructure			\$ 1,000,000	\$ 1,000,000	\$ 1,000,000	\$ 1,000,000	\$ 1,000,000	\$ 1,000,000	\$ 1,000,000	\$ 1,000,000	\$ 8,000,000	\$ 6,000,000
EN25045	CCWRF Electrical Improvements	Assess and replace major electrical gear—12kV switchgear, MCCs, transformers, panels, and more—throughout CCWRF for system reliability.	CCWRF	Environmental Regulations	\$ 1,200,000	\$ 1,300,000	\$ 3,500,000	\$ 10,000,000	\$ 6,000,000						\$ 22,000,000	\$ 22,257,000
EN26004	RP-1 Centrifuge VFD Upgrades	Coordinate to replace VFDs over 15 years old at southern wastewater facilities, ensuring consistent reliability agency-wide.	Agencywide	Aging Infrastructure	\$ 1,000,000	\$ 1,000,000									\$ 2,000,000	\$ 2,536,000
EN26046	RP-1 Headworks Influent Channel Rehabil	Rehabilitate unlined influent channel concrete, repair manhole openings, replace framing, covers, and gate frames, addressing identified leaks.	RP-1	Aging Infrastructure	\$ 500,000	\$ 1,300,000	\$ 2,000,000								\$ 3,800,000	\$ 4,000,000
EN28018	Recurring RSS Manhole Lining Project	Remove failed liners, apply chemical grouting if needed, and restore manhole interiors to prevent infiltration and maintain structural integrity.	Regional Sewer System	Environmental Regulations	\$ 100,000	\$ 100,000	\$ 100,000	\$ 100,000	\$ 100,000	\$ 100,000	\$ 100,000	\$ 100,000	\$ 100,000	\$ 100,000	\$ 1,000,000	\$ 800,000
EN28022	CCWRF Filter Inlet and Bypass Gates Repl	Replace inlet and bypass gates for reliable filter flow control at CCWRF.	CCWRF	Aging Infrastructure				\$ 585,000	\$ 1,217,000	\$ 506,000					\$ 2,308,000	\$ 2,308,000
EN28027	Agencywide Paving	Evaluate and address asphalt repair and replacement needs across the Agency with annual maintenance funding.	Agencywide	Aging Infrastructure		\$ 400,000	\$ 400,000	\$ 400,000	\$ 400,000	\$ 400,000	\$ 400,000	\$ 400,000	\$ 400,000	\$ 400,000	\$ 3,600,000	\$ 3,200,000
EN29003	Replace Aeration Basin Influent / RAS, S	Inspect and replace corroded aeration basin influent and RAS gates with stainless steel for improved durability.	CCWRF	Aging Infrastructure						\$ 1,012,000	\$ 2,632,000	\$ 1,369,000			\$ 5,013,000	\$ 5,013,000
EN29010	Agencywide Air Relief Valves Upgrade	Standardize air/vacuum relief valves with A.R.I. models, add check and isolation valves, and improve pipeline maintenance safety.	Agencywide	Changing Conditions			\$ 225,000	\$ 117,000							\$ 342,000	\$ 1,500,000
EN31003	RP-1 New Parking Lot	Convert existing garden area near Old New Lab into large parking with electrical hookups, supporting larger vehicles and clear traffic flow.	RP-1	Aging Infrastructure	\$ 75,000			\$ 1,919,000	\$ 1,995,000						\$ 3,989,000	\$ 3,989,000
EN34001	Prado Dechlorination Motor Control Cente	Replace MCC-1 at Prado Dechlorination, coordinating temporary power and ensuring updated equipment reliability.	Agencywide	Aging Infrastructure										\$ 148,000	\$ 148,000	\$ 3,226,908
IS20007	Control System Ent Historian Enhancement	Enable predictive insights, manual data collection, and Foxboro data imports with a Universal Font Library connector for improved operational visibility.	Agencywide	Aging Infrastructure	\$ 150,000	\$ 150,000									\$ 300,000	\$ 1,000,000
IS28001	Operational AI and Machine Learning	Study and pilot AI/ML solutions in treatment applications, evaluating feasibility, potential benefits, and return on investment.	Agencywide	Environmental Regulations				\$ 351,000	\$ 365,000						\$ 716,000	\$ 716,000
IS26019	Enterprise Asset Management Software	Develop and implement a comprehensive Enterprise Asset Management Software (EAM) and a computerized maintenance management system (CMMS) to effectively track, manage, and optimize the organization's assets throughout their lifecycle.	Agencywide	Aging Infrastructure	\$ 3,000,000	\$ 9,000,000	\$ 6,000,000	\$ 4,000,000							\$ 22,000,000	\$ 22,500,000
EN29014	Agencywide Wastewater VFD Upgrades	An inventory of all VFDs in the southern facilities is provided. Project shall provide material and labor to support the replacement of VFDs that have reached 15 years of service life. Please coordinate with the norther section as well as this should be an Agency-wide project.	Agencywide	Aging Infrastructure			\$ 1,000,000	\$ 1,000,000	\$ 1,000,000	\$ 1,000,000	\$ 1,000,000	\$ 1,000,000	\$ 1,000,000	\$ 1,000,000	\$ 8,000,000	\$ 1,000,000
EN27022	Archibald and Cucamonga Sewers Rehab	The project will rehabilitate the pipelines by slip lining the deteriorated pipes. Significant bypass pumping will likely be required to complete the project. Specifically, the project is anticipated to begin and end at the following location: Archibald Trunk, Cucamonga Upland Interceptor	Regional Sewer System	Aging Infrastructure	\$ 312,000	\$ 5,408,000	\$ 10,911,000								\$ 16,631,000	\$ 16,631,000
EP27001	Major Facilities Repair/Replacement	This project will support the replacement of aging infrastructure, safety enhancements to wastewater plant equipment and facilities and the purchase of critical spare equipment.	Agencywide	Aging Infrastructure	\$ 1,000,000	\$ 1,000,000	\$ 1,000,000	\$ 1,000,000	\$ 1,000,000	\$ 1,000,000	\$ 1,000,000	\$ 1,000,000	\$ 1,000,000	\$ 1,000,000	\$ 10,000,000	\$ 1,000,000
IS27016	SCADA Infrastructure Asset Replacement	Purchase new servers and network switches to replace outdated infrastructure, ensuring all components, including workstations and UPS systems, are upgraded to deliver peak performance and reliability across the entire network.	Agencywide	Aging Infrastructure	\$ 550,000	\$ 550,000	\$ 550,000	\$ 550,000	\$ 550,000	\$ 550,000	\$ 550,000	\$ 550,000	\$ 550,000	\$ 550,000	\$ 5,500,000	\$ 550,000
Total					\$ 36,292,000	\$ 50,564,000	\$ 46,440,000	\$ 25,472,000	\$ 18,405,000	\$ 11,381,000	\$ 6,682,000	\$ 5,419,000	\$ 4,050,000	\$ 4,198,000	\$ 208,903,000	\$ 257,240,908

APPENDIX A: TEN-YEAR SEWER CAPITAL FORECAST PROJECT LIST

Project Number	Project Name	Project Scope	Project Location	Project Drivers	FY 26/27	FY 27/28	FY 28/29	FY 29/30	FY 30/31	FY 31/32	FY 32/33	FY 33/34	FY 34/35	FY 35/36	Total TYCIP FY 2027-2036	Total Project Budget
Regional Wastewater Capital Improvement Fund																
AM26008	RP-5 Spare Part Storage Building Improve	Install lighting, security systems, racking, workstation, and forklift at RP-5 Spare Part Storage, assessing fire protect	RP-1	Changing Conditions	\$ 100,000										\$ 100,000	\$ 250,000
EN17006	CCWRF Asset Management and Improvements	Improve CCWRF preliminary, primary, and secondary treatments by replacing headworks, odor control, and aeration blowers.	CCWRF	Aging Infrastructure	\$ 550,000										\$ 550,000	\$ 34,610,000
EN19001	RP-5 Expansion to 30 mgd	Double RP-5 liquid capacity from 15 to 30 MGD for future flows and flexible sewage transfers among plants.	RP-5	Environmental Regulations	\$ 13,000,000	\$ 13,000,000	\$ 27,000,000								\$ 53,000,000	\$ 222,068,000
EN19006	RP-5 Biosolids Facility	Construct new RP-5 solids facility, allowing RP-2 solids decommissioning.	RP-5	Environmental Regulations	\$ 7,000,000	\$ 6,000,000	\$ 10,000,000								\$ 23,000,000	\$ 242,320,000
EN21045	Montclair Force Main Improvements	Design and build new Montclair Force Main pipeline for improved efficiency and reliability.	Regional Sewer System	Aging Infrastructure	\$ 5,820,000	\$ 5,875,000									\$ 11,695,000	\$ 14,360,000
EN22022	RP-1 Air Compressor Upgrades	Consolidate air compressors at RP-1 with new centralized piping to increase flexibility and redundancy.	RP-1	Aging Infrastructure	\$ 3,500,000	\$ 1,300,000									\$ 4,800,000	\$ 7,750,000
EN22039	RP-4 SCADA Performance Improvement	Install a control panel in RP-4 server room, adding two new redundant controllers, repurposing existing tertiary controller.	RP-4	Aging Infrastructure				\$ 585,000	\$ 304,000						\$ 889,000	\$ 1,168,000
EN22044	RP-1 Thickening Building & Acid Phase Digester	Expand RP-1 thickening building capacity and optimize acid phase digestion, addressing WAS from RP-4.	RP-1	Aging Infrastructure	\$ 35,000,000	\$ 40,000,000	\$ 45,000,000	\$ 40,000,000							\$ 160,000,000	\$ 239,845,000
EN24001	RP-1 Liquid Treatment Capacity Recovery	Evaluate and design upgrades to increase RP-1 liquid treatment capacity to 40 MGD.	RP-1	Aging Infrastructure										\$ 500,000	\$ 500,000	\$ 490,000,000
EN24002	RP-1 Solids Treatment Rehabilitation	Rehabilitate RP-1 digesters, piping, and utility water systems; replace pumps, valves, boilers; automate clarifiers and complete condition assessments.	RP-1	Changing Conditions	\$ 500,000	\$ 6,000,000	\$ 5,500,000	\$ 22,000,000	\$ 22,400,000	\$ 20,000,000	\$ 15,000,000	\$ 15,000,000			\$ 106,400,000	\$ 109,600,000
EN24022	IEUA SCADA Master Plan	Provide recurring Rockwell PlantPAX updates, ensuring SCADA remains current and optimized for ongoing projects.	Agencywide	Aging Infrastructure					\$ 250,000	\$ 500,000					\$ 750,000	\$ 1,090,000
EN24027	Fall Protection and Prevention Solutions	Evaluate locations for CAL/OSHA-compliant fall protection systems, equipment, and restraint measures.	Agencywide	Changing Conditions	\$ 500,000	\$ 500,000	\$ 500,000	\$ 500,000	\$ 1,500,000	\$ 1,500,000	\$ 1,500,000				\$ 6,500,000	\$ 9,600,000
EN25025	REEP Return to Service Capital	Purchase auxiliary components and SCADA upgrades to restart the REEP, enabling power production from digester gas.	RP-5	Aging Infrastructure					\$ 608,000	\$ 3,796,000	\$ 658,000				\$ 5,062,000	\$ 7,200,000
EN25064	Agency Wide Remote Vibration Project	Buy and install remote vibration sensors, instrumentation, and networking to enhance asset monitoring.	Agencywide	Aging Infrastructure	\$ 10,000	\$ 10,000	\$ 10,000	\$ 10,000							\$ 40,000	\$ 610,000
EN25067	Caltrans IEUA Collections Sewer I-10 Rel	Conduct planning and capacity study, then relocate I-10 sewer for improved service-area flow and crew safety.	Regional Sewer System	Aging Infrastructure	\$ 300,000	\$ 200,000									\$ 500,000	\$ 2,200,000
EN25069	CCWRF Process Improvements Phase II	Install aeration basin moisture purge lines, update drop-legs and diffusers, replace pumps, contain chemicals, and paint piping at CCWRF.	CCWRF	Environmental Regulations				\$ 643,000	\$ 1,734,000	\$ 5,061,000	\$ 5,922,000	\$ 2,737,000			\$ 16,097,000	\$ 16,097,000
EN25070	Compliance for Wastewater Facilities	Complete 60% design of full-scale AWPf using collaborative delivery, plus demonstration AWPf design and construction.	RP-4	Changing Conditions	\$ 11,000,000	\$ 11,000,000									\$ 22,000,000	\$ 45,200,000
EN25071	San Bernardino Lift Station Containment	Develop containment solutions for potential large or small leaks at San Bernardino Lift Station, exploring nearby drainage options.	Regional Sewer System	Aging Infrastructure										\$ 148,000	\$ 148,000	\$ 590,000
EN25075	RSS Priority Manhole Replacement	Replace around 180 critical manhole covers/frames, designing and constructing repairs for the collection system.	Regional Sewer System	Aging Infrastructure	\$ 710,000										\$ 710,000	\$ 1,630,000
EN26003	Regional System Siphon Barrel Gate Impro	Plan, design, and build siphon barrel gate improvements with consultant support, reducing sewer system risks.	Regional Sewer System	Changing Conditions				\$ 380,000	\$ 791,000						\$ 1,171,000	\$ 1,171,000
EN26010	RP-4 Process Improvements Phase III	Integrate ammonia control valves, remove/replace MLR valves, fix biofilter lining, upgrade grit chamber, reconfigure pumps, and resize piping at RP-4.	RP-4	Aging Infrastructure							\$ 3,290,000	\$ 6,843,000	\$ 5,693,000		\$ 15,826,000	\$ 15,826,000
EN26012	RP-5 Emergency Overflow Pond Lining	Line RP-5 Emergency Overflow Pond with HDPE or concrete, adding underdrains or pumps to manage groundwater.	RP-5	Aging Infrastructure						\$ 1,265,000	\$ 3,290,000	\$ 2,053,000			\$ 6,608,000	\$ 6,608,000
EN26013	RP-5 Low Pressure DG holder	Construct a low-pressure digester gas holder at RP-5 per 2018 technical memo for enhanced gas management.	RP-5	Aging Infrastructure								\$ 684,000	\$ 2,135,000	\$ 4,441,000	\$ 7,260,000	\$ 7,260,000
EN26058	Maintenance Trailers and Showers	Purchase portable office and shower trailers for 22 field staff, providing adequate facilities, utilities, and storage.	RP-5	Changing Conditions	\$ 1,000,000										\$ 1,000,000	\$ 1,500,000

APPENDIX A: TEN-YEAR SEWER CAPITAL FORECAST PROJECT LIST

Project Number	Project Name	Project Scope	Project Location	Project Drivers	FY 26/27	FY 27/28	FY 28/29	FY 29/30	FY 30/31	FY 31/32	FY 32/33	FY 33/34	FY 34/35	FY 35/36	Total TYCIP FY 2027-2036	Total Project Budget
EN27006	Chino Interceptor Diversion Pipe Repair	Plan, design, and construct Chino Interceptor repairs through public bidding, lowering pipeline risk.	Regional Sewer System	Aging Infrastructure			\$ 562,000	\$ 2,457,000	\$ 608,000						\$ 3,627,000	\$ 3,627,000
EN28005	Cucamonga Interceptor Pipe Repair	Plan, design, and construct Cucamonga Interceptor repairs with consultant-led design and public works execution.	Regional Sewer System	Aging Infrastructure	\$ 400,000	\$ 750,000									\$ 1,150,000	\$ 1,150,000
EN28007	Advanced Water Purification Facility	Build a 15 MGD AWWPF at RP-4, using MF, RO, UV-AOP, booster pumps, chemical storage, and purified water stabilization.	RP-4	Changing Conditions		\$ 10,500,000	\$ 30,000,000	\$ 63,000,000	\$ 65,000,000	\$ 63,000,000					\$ 231,500,000	\$ 231,500,000
EN28008	RP-5 O&M Building	Construct an O&M building at RP-5 with offices, shop area, showers, lockers, and parking for operational needs.	RP-5	Aging Infrastructure		\$ 500,000	\$ 1,000,000	\$ 2,000,000	\$ 2,000,000	\$ 15,000,000	\$ 20,000,000	\$ 9,500,000			\$ 50,000,000	\$ 50,000,000
EN28024	Etiwanda Interceptor Grade-Break Sewer P	Draft pre-design for maintaining or relocating the Etiwanda Trunk Sewer, determining cost and permitting.	Regional Sewer System	Environmental Regulations		\$ 216,000									\$ 216,000	\$ 216,000
EN28025	Preserve Lift Station Level Redundancy I	Hardwire redundant level switches for Preserve Lift Station pumps, adding a bypass switch for high-rag scenarios.	Regional Sewer System	Changing Conditions										\$ 111,000	\$ 111,000	\$ 400,000
EN28026	Collection System Upgrades	Develop and build collection system repairs identified by Engineering.	Regional Sewer System	Aging Infrastructure		\$ 100,000	\$ 100,000	\$ 100,000	\$ 100,000	\$ 100,000	\$ 100,000	\$ 100,000	\$ 100,000	\$ 100,000	\$ 900,000	\$ 4,000,000
EN29009	RP1 Ops & Maint Bldg Rehabilitation	Renovate RP-1 O&M building: update breakrooms, restrooms, conference areas, electrical systems, lighting, flooring, doors, and lab space.	RP-1	Aging Infrastructure			\$ 50,000	\$ 450,000	\$ 1,000,000	\$ 8,000,000	\$ 7,000,000				\$ 16,500,000	\$ 16,500,000
EN30025	RP-1 Dump Station	The project would rehabilitate the headworks gate; place key FOB for waste-haulers to gain entrance to headworks through the gate; place new concrete with wash station and	RP-1	Aging Infrastructure										\$ 296,000	\$ 296,000	\$ 3,143,990
EN31001	Freeway Trunk Pipe Repair	related collection drains to the plant; and place removeable, chain-link fence with through gate to plant. The project will isolate headworks and allow entrance by wastehaulers	Regional Sewer System	Aging Infrastructure					\$ 500,000	\$ 1,000,000	\$ 3,000,000	\$ 6,000,000	\$ 2,500,000		\$ 13,000,000	\$ 13,000,000
EN31002	Riverside Drive Trunk Pipe Repair	through key FOB at all times. Camera, perimeter alarm, and other safety and security upgrades would also be made to make station usable 7-days a week and after 3:30pm.	Regional Sewer System	Changing Conditions			\$ 1,000,000	\$ 1,850,000	\$ 1,400,000						\$ 4,250,000	\$ 4,250,000
EN33001	CCWRF Paving Replacement	Assess and replace paving, concrete, and vaults at CCWRF while accommodating deliveries and emergencies.	CCWRF	Aging Infrastructure							\$ 132,000	\$ 821,000			\$ 953,000	\$ 953,000
EN33002	RP-4 Emergency Storage Lagoon Pump System	Add redundant pumps to RP-4 emergency lagoon system and optimize controls for increased flow capacity.	RP-4	Changing Conditions							\$ 263,000	\$ 411,000	\$ 2,135,000		\$ 2,809,000	\$ 2,809,000
EN33003	RP-5 Vector Dump Station Construction	Build a new septic dump station near RP-5 EOP with odor control per AQMD standards, guided by consultant design.	RP-5	Changing Conditions							\$ 658,000	\$ 2,053,000	\$ 4,270,000		\$ 6,981,000	\$ 6,981,000
EN34002	CCWRF Emergency Storage Basin Lining and	Redesign CCWRF emergency storage basin pump station with two pumps, flow meter, SCADA control, and optional lining or landscaping.	CCWRF	Aging Infrastructure								\$ 342,000	\$ 1,067,000		\$ 1,409,000	\$ 1,409,000
PL17002	HQ Solar Photovoltaic Power Plants Ph. 2	There are approximately 30 items at the Prado Dechlorination Station that need the study/label.	HQ	Changing Conditions			\$ 337,000	\$ 1,287,000							\$ 1,624,000	\$ 1,624,000
AM27001	Agencywide Transformer Oil Testing	This project will install external transformer oil samplers for safe oil collection and conduct a comprehensive assessment of all agency transformers using infrared (IR) thermographic testing to identify issues like overheating, loose connections, and unbalanced loads. A condition report will be developed for each transformer outlining repairs, maintenance needs, and equipment health. The study aims to enhance transformer reliability, safety, and maintainability while informing maintenance strategies and capital planning decisions.	Agencywide	Environmental Regulations	\$ 104,000	\$ 108,000									\$ 212,000	\$ 212,000

APPENDIX A: TEN-YEAR SEWER CAPITAL FORECAST PROJECT LIST

Project Number	Project Name	Project Scope	Project Location	Project Drivers	FY 26/27	FY 27/28	FY 28/29	FY 29/30	FY 30/31	FY 31/32	FY 32/33	FY 33/34	FY 34/35	FY 35/36	Total TYCIP FY 2027-2036	Total Project Budget
EN34020	CCWRF South Gate Catch Basin Improvement	Design and construct the best method for capturing and diverting any type of spills the could potentially occur on the east side of the facility to the ESB. This will include a new trench with catch basin to either be gravity drained or pumped to the ESB. Ops is requesting for a level transmitter to be installed in catch basin.	CCWRF	Environmental Regulations								\$ 479,000			\$ 479,000	\$ 479,000
EN29012	CCWRF to RP-5 PS & WAS Line Replacement	The project scope is to include the replacement of the 6" Primary Sludge (PS) Line and 6" Waste Activated Sludge (WAS) Line between CCWRF and the transition point to RP-5. The alignment is approximately 2 miles from CCWR to RP-5 connection point. If Ductile Iron is selected as the piping material, consider installation of Cathodic Protection Test Station to monitor the external condition of the pipelines. Additionally, if air-relief valves are located between the section mentioned above consider replacement.	CCWRF	Aging Infrastructure			\$ 562,000	\$ 1,170,000	\$ 3,650,000	\$ 633,000					\$ 6,015,000	\$ 6,015,000
FM36001	Chino Creek & Educational Park Upgrade	This project will install two permanent shade structures over the picnic area and amphitheater, along with new light towers throughout the park and 1.7 miles of walking trails, and a new power source for the amphitheater. A new unisex restroom facility with four stalls, outdoor sink, and janitor's closet will be constructed, along with security enhancements including a wrought iron perimeter fence and timer-controlled entry gates. Additionally, an unused subsurface wetland will be converted into a native Coast Live Oak woodland area.	Chino Creek Wetlands and Education Park	Changing Conditions										\$ 444,000	\$ 444,000	\$ 6,269,834
AM27007	Failure Analysis Equipment Procurement	Solicit for qualified vendors to provide equipment related to the condition-based monitoring program. Assets to be updated or replaced that are at end of useful life or obsolete.	Agencywide	Aging Infrastructure	\$ 10,000	\$ 10,000	\$ 10,000	\$ 10,000	\$ 10,000	\$ 10,000	\$ 10,000	\$ 10,000	\$ 10,000	\$ 10,000	\$ 100,000	\$ 10,000
FM27003	Regional Sewer Manhole Procurement	Project to support the purchase of new lids for inventory for future projects, emergency repairs, rehabilitation and service area contractor installation.	Agencywide	Aging Infrastructure	\$ 100,000	\$ 100,000	\$ 100,000	\$ 100,000	\$ 100,000	\$ 100,000	\$ 100,000	\$ 100,000	\$ 100,000	\$ 100,000	\$ 1,000,000	\$ 100,000
EN27055	Regional Sewer System Manhole Upgrades	Once identified, project supports creating sub-projects to design manhole repairs and construct.	Agencywide	Aging Infrastructure	\$ 500,000	\$ 500,000	\$ 500,000	\$ 500,000	\$ 500,000	\$ 500,000	\$ 500,000	\$ 500,000	\$ 500,000	\$ 500,000	\$ 5,000,000	\$ 500,000
AM27005	RP-1 Disinfection System Optimization	"This project will replace all 3/4-inch and 1/2-inch tubing/piping in the disinfection system with 1-inch tubing and CPVC piping, replace the 8-inch nozzle with a 6-inch nozzle at Filter Effluent Structure No.1, and add three isolation valves to the tank discharge header. Additional improvements include installing ventilation/AC to the control panel on the sedimentation basin bridge, two digital flowmeters on FES flash mix pump discharges, seven digital pressure gauges on pump discharge lines, and two air relief valves on FES1 and FES2 discharge headers. The project will also add sunshades to four local control stations and one main control panel, plus an eyewash/shower station at FM-1.	RP-1	Changing Conditions	\$ 208,000	\$ 433,000	\$ 56,000								\$ 697,000	\$ 697,000
EN36001	RP-1 Headworks Runoff Drain Improvements	The project scope includes design and developing the best strategy for foul runoff containment and conveyance at RP-1. This may include install trench drains and catch basins at the Headworks and Biofilter 1B aprons and at the upstream edge of the east-west roadway to intercept runoff before it crosses the road. Regrade/repair the concrete swale, add curbing/berms as needed, and route captured flow via laterals to the plant storm drain system. All captured flow—clean stormwater and any spilled sewage—will be conveyed to the storm drain pump station by gravity. The project scope should also include the necessary resources to implement and construct the final solution.	RP-1	Environmental Regulations										\$ 148,000	\$ 148,000	\$ 3,226,908
EN29013	RP-1 Secondary Clarifiers Rehabilitation	Repairs and rehabilitation will be performed on Secondary Clarifiers No. 1-4, including delaminated, spalled, and cracked walls, with a Preliminary Design survey to quantify repair areas and evaluate costs for Clarifiers No. 1 and 3. Clarifiers No. 2 and 4 will receive full concrete rehabilitation of walls, floors, and channels, scum trough replacement, structural assessment of supports, protective coatings for ferrous components, and replacement of floor grout and corroded electrical components. New hydrocyclones will be installed on the RAS and WAS lines for each secondary system, including pumps and piping modifications as needed to provide adequate pressure.	RP-1	Aging Infrastructure			\$ 394,000	\$ 1,170,000	\$ 3,042,000	\$ 5,061,000	\$ 790,000				\$ 10,457,000	\$ 10,457,000

APPENDIX A: TEN-YEAR SEWER CAPITAL FORECAST PROJECT LIST

Project Number	Project Name	Project Scope	Project Location	Project Drivers	FY 26/27	FY 27/28	FY 28/29	FY 29/30	FY 30/31	FY 31/32	FY 32/33	FY 33/34	FY 34/35	FY 35/36	Total TYCIP FY 2027-2036	Total Project Budget
EN27020	RP-5 Power Center 3 HVAC Upgrades	Power center No. 3 HVAC system and the installation of two 20-ton units.	RP-5	Changing Conditions	\$ 624,000										\$ 624,000	\$ 624,000
EN31021	Sewer Pipe at Imperial Ave Relocation	This project includes the design, permitting, and construction of new steel casing pipes to be installed using the jack-and-bore method beneath the Union Pacific Railroad (UPRR) tracks. These new casings will be constructed adjacent to the existing crossings of the 18-inch Grove Avenue Outfall and the 21-inch Upland Interceptor Relief Sewer. Once installed, segments of the existing sewer lines will be rerouted through the new casings to provide permanent structural protection and eliminate the risk posed by the additional rail loading. This work will be performed in close coordination with UPRR and the City of Ontario, including securing required right-of-way access, environmental clearance, and railroad permits.	Agencywide	Aging Infrastructure					\$ 608,000	\$ 3,163,000	\$ 2,632,000				\$ 6,403,000	\$ 6,403,000
FM27009	CCWRF Evap Cooler System Replacement	The blower building evaporative coolers are in a deteriorated condition. The units, along with portions of the associated ducting, exhibit severe corrosion, including areas of full-depth material loss. This condition presents a near-miss safety hazard for personnel working in the area.	CCWRF	Aging Infrastructure	\$ 312,000										\$ 312,000	\$ 312,000
FM27010	RP-5 Power Center 2 HVAC Upgrades	Power center No. 2 HVAC system and the installation of one 10-ton unit.	RP-5	Changing Conditions	\$ 312,000										\$ 312,000	\$ 312,000
IS27009	Wide Area Microwave Radio Replacement	Purchase and install new microwave radio equipment for RP-1 to RP-4, RP-4 to 6B, RP-5 to CCWRF, 6B to CCWRF. Project will also replace radios for Montclair Lift Station, Philadelphia Lift Station and Prado Dechlor Station. This project will include WIFI radio replacement and network expansion. This will also include replacement of CCWRF tower.	Agencywide	Aging Infrastructure	\$ 400,000	\$ 400,000	\$ 400,000	\$ 400,000	\$ 400,000	\$ 400,000	\$ 400,000	\$ 400,000	\$ 400,000	\$ 400,000	\$ 4,000,000	\$ 4,000,000
AMXXCIP	Replacement Value Placeholder Project	To support comprehensive long-term capital planning, a placeholder project based on asset replacement value is included within the Ten-Year Capital Improvement Plan (TYCIP). This project serves as a planning-level placeholder to account for anticipated rehabilitation and replacement needs of existing infrastructure that have not yet been fully defined, scoped, or scheduled.	Agencywide	Aging Infrastructure									\$ 33,775,000	\$ 59,089,000	\$ 92,864,000	\$ 92,864,000
Total					\$ 81,960,000	\$ 97,502,000	\$123,081,000	\$138,612,000	\$106,505,000	\$129,089,000	\$ 65,245,000	\$ 48,033,000	\$ 52,685,000	\$ 66,287,000	\$ 908,999,000	\$ 1,948,997,733

APPENDIX B: REGIONAL WASTEWATER CAPITAL IMPROVEMENT FUNDING SOURCES

APPENDIX B: REGIONAL WASTEWATER CAPITAL IMPROVEMENT FUNDING SOURCES

Table 5 - Regional Wastewater Capital Improvement Funding Sources													
	FY 2024/25	FY 2025/26	FY 2026/27	FY 2027/28	FY 2027/28	FY 2028/29	FY 2029/30	FY 2030/31	FY 2031/32	FY 2032/33	FY 2033/34	FY 2034/35	FY 2035/36
	Actual	Projected Actual	Proposed Budget	Proposed Budget	Forecast								
REVENUES AND OTHER FINANCING SOURCES													
User Charges													
Property Tax - O&M													
Cost Reimbursement JPA													
Contract Cost reimbursement													
Interest Revenue	6,350,855	5,000,000	4,000,000	3,000,000	3,000,000	3,000,000	3,000,000	3,000,000	3,000,000	2,750,000	2,800,000	3,000,000	3,500,000
TOTAL REVENUES	\$6,350,855	\$5,000,000	\$4,000,000	\$3,000,000	\$3,000,000	\$3,000,000	\$3,000,000	\$3,000,000	\$3,000,000	\$2,750,000	\$2,800,000	\$3,000,000	\$3,500,000
OTHER FINANCING SOURCES													
Property Tax - Debt and Capital	59,460,203	60,088,900	62,143,000	62,143,000	63,647,300	65,189,500	66,216,000	67,260,100	68,322,400	69,403,100	70,502,500	71,621,000	72,757,245
Regional System Connection Fees	37,421,355	25,047,741	26,721,752	26,721,752	26,635,553	26,520,132	25,431,892	24,254,490	22,983,554	20,585,271	20,142,687	20,746,968	21,369,377
Debt Proceeds	7,465,144	21,375,039	35,000,000	47,892,844	31,459,473	135,000,000		137,000,000					
State Loans	3,753,586	10,708,487		7,657,156									
Capital Reimbursement													
Other Revenues	563,390	7,941	1,000	1,000	1,000	1,000	1,000	1,000	1,000	1,000	1,000	1,000	1,000
Loan Transfer from Internal Fund	10,500,000	3,105,000				30,000,000		1,000,000	1,000,000				
TOTAL OTHER FINANCING SOURCES	\$119,163,678	\$120,333,108	\$123,865,752	\$144,415,752	\$121,743,326	\$262,110,632	\$91,648,892	\$229,515,590	\$92,306,954	\$89,989,371	\$90,646,187	\$92,368,968	\$94,127,622