



Regional Water-Use Efficiency Programs Report

Fiscal Year 2022 - 2023




Inland Empire Utilities Agency's Water-Use Efficiency Mission



Inland Empire Utilities Agency is committed to investing in our water supply for today and tomorrow through fiscal responsibility, efficient business practices, water supply management, and environmental stewardship.

Customer Agencies

of Inland Empire Utilities Agency



Letter from Shivaji Deshmukh, General Manager



Shivaji Deshmukh, P.E.
General Manager

The past few years have been a study in weather extremes – transitioning from three of the driest years on record to one of the wettest. ‘Weather whiplash’ is just one of the impacts of climate change that is stressing local and imported water supplies. IEUA and its customer water agencies are adapting with investments in new water supplies, enhanced storage programs, and resilient water systems. Per capita water use continues to decrease throughout California and it’s more important than ever before to find everyday ways to use water wisely. Together, everyone’s water conservation efforts really add up!

Emphasizing the need for immediate additional conservation action, California legislators advanced into law this year a new requirement to ban the irrigation of non-functional turf with potable water supplies in Commercial, Industrial, and Institutional properties (irrigating with recycled water is not banned). To help make this transition, IEUA is pleased to have secured a \$8.5 million grant that will help institutional properties in three counties to relandscape with plant materials that thrive in our inland climate with less water. With initiatives like this, saving water can be truly beautiful!

This Annual Report captures program activities during fiscal year (FY) 2022-23 and also adds to a historical database of all water-saving measures implemented since the Program’s inception 20 years ago. In FY 2022-23 alone, our collective efforts resulted in the relandscaping of over half a million square feet of turf and the installation of over 1,600 Smart Irrigation Controllers. As a result of these and other conservation efforts, we have sponsored lifetime water savings of 5,764 acre-feet in FY 2022-23 and more than 150,000 acre-feet of lifetime water savings over the past twenty years. Together, we’re making a big difference in reducing per capita water use and living sustainably.

I’d like to take a moment to thank the many contributors who make these impressive program accomplishments possible, especially our State and federal funding partners.

As we adapt to drought and regulatory challenges, IEUA remains committed to supporting regional efforts to deliver everyday water savings, beautify our neighborhoods, and assist in making our communities more drought-resilient than ever before.

Sincerely,

A handwritten signature in blue ink that reads "Shivaji Deshmukh". The signature is written in a cursive, flowing style.

Shivaji Deshmukh, P.E.
General Manager
Inland Empire Utilities Agency

Highlights of the Year

July 1, 2022
through June 30, 2023

On behalf of and in partnership with its Customer Agencies, which include the Cities of Chino, Chino Hills, Ontario, Upland, the Cucamonga Valley Water District (CVWD), Fontana Water Company (FWC), Monte Vista Water District (MVWD), San Antonio Water Company (SAWCo), and West Valley Water District (WVWD), IEUA continued to offer a suite of Water-Use Efficiency (WUE) programs, support services, and educational curriculum in FY 2022-23, including:

- ✔ Eight WUE Programs with verified savings
- ✔ Nine waterwise education, membership, and sponsorship projects
- ✔ Seven additional outreach and community support initiatives

The accomplishments below represent the FY 2022-23 successes of IEUA and its Customer Agencies:

- Celebrated the 20th Anniversary of IEUA's WUE Program and Partnerships
- Estimated annual savings of 644 acre-feet and lifetime savings of 5,764 acre-feet
- Cost-effective water savings: 2.7-year payback at \$286 per acre-foot cost (IEUA Only)
- Received a Smart Water Applications Technology Award for the Small Site Retrofit Program
- Secured over \$8 million in Department of Water Resources grant funding for the Turnkey Turf Transformation Program
- Leveraged over \$2.1 million in external partner funding
- Replaced 521,894 sq. ft of turf with climate-appropriate alternatives
- Deployed 11,479 High Efficiency (HE) Nozzles and 1,638 Smart Controllers
- Executed the new Core + Flex WUE Program Model in partnership with the Customer Agencies



IEUA WUE staff provides a range of services to support regional WUE activities, including:

WUE program planning, implementation, performance tracking, evaluation, and support

Cost-efficient centralized administration and program budget management

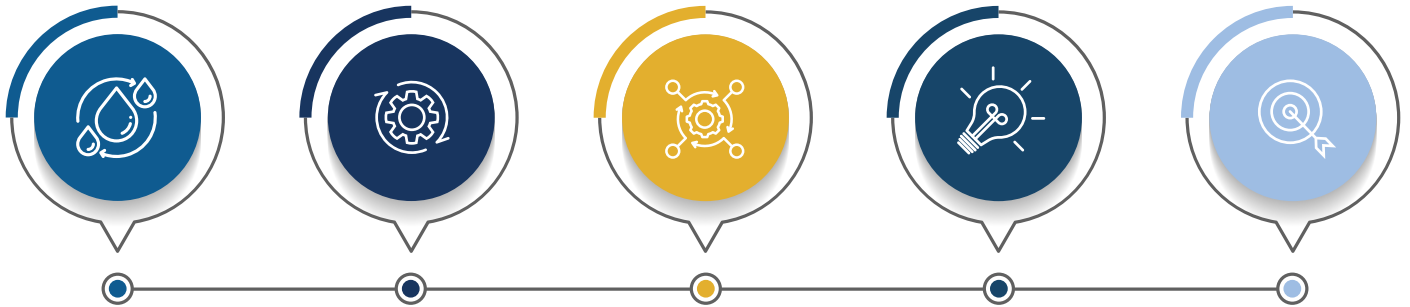
Writing of regional WUE program grant applications and grant implementation

Regional vendor solicitation and contract management leveraging economies of scale

Legislative and regulatory compliance support

The Core + Flex WUE Business Model

IEUA and its Customer Agencies undertook a collaborative restructuring of the design of its regional WUE business model in FY 2021-22 to be executed in FY 2022-23. As a result, IEUA implemented a new *Core + Flex WUE Business Model* that was established to:



- 1) Preserve the regional program's focus on achieving verifiable water savings;
- 2) Provide Customer Agencies greater program selection flexibility;
- 3) Establish an equitable distribution of program funding among Customer Agencies;
- 4) Provide greater transparency and accountability;
- 5) Leverage additional program funding from outside agencies.

The *Core + Flex WUE Business Model* allocates funding within two categories: 1) Core Programs that are cost-effective, provide benefits equitably to all Customer Agencies, and comprises 70% of the WUE budget, and 2) Flex Programs allowing Customer Agencies to select and fund activities more specifically aligned to benefit their respective service areas and comprises 30% of the WUE budget. Later in the year, additional funding was added to the total WUE budget, shifting the budget split to 50% Core and 50% Flex. The retooling of the WUE program ensures Customer Agency input in the design, equity, flexibility, programming, and cost-effectiveness.

Within the *Core + Flex WUE Business Model*, the Customer Agencies receive an annual Flex budget to assign to programming via the Core + Flex Project Form. During the year, the Customer Agencies may experience an unforeseen increase in activity for a program and have the option to shift funding from one program to another. The form provides flexibility in meeting program demands, as one Customer Agency's needs will differ from another's.

In addition to the *Core + Flex WUE Business Model*, IEUA and its Customer Agencies developed two successful sub-committees to enhance the regional partnership, further data communications, and implement dynamic water-saving innovations.

IEUA Water Use Efficiency Flex Project Form

Fiscal Year: 2022-2023
 Agency: Placeholder
 Flex Budget: \$100,000

Flex Projects
 Retail Agencies may allocate Flex Funds to the Flex Projects below.

Project Name	Water Savings	Project Cost	Quantity	Flex Cost
National Theatre for Children	N/A	\$5,159.20 per school	0	
Landscape Training Classes	N/A	\$500 per class	4	
CEWCD LEAP & Monitoring	RES 14 AFY CB 92 AFY	RES \$238 each CB \$294 each	Varies	
Residential Pressure Regulation	.0137 AFY	\$585 each	75	
Program Marketing Materials	Varies	Varies	Varies	
Water Fair	Varies	Varies	Varies	
Subtotal				

*All project costs are estimates and are subject to change. Project activity will be completed up to the not-to-exceed flex cost.

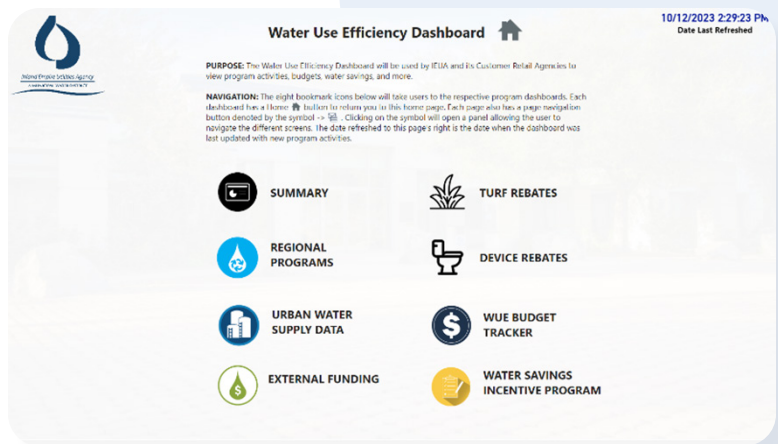
Core Projects – Landscape Services – Additional Funding
 Retail Agencies may allocate Flex Funds to the Core Projects below and increase activity within their service area. These sites are in addition to those serviced through the Core Project allocations.

Project Name	Water Savings	Project Cost	Quantity	Flex Cost
Residential Landscape Tune-Up	.231 AFY Per Site	\$367 Per Site	0	0
Residential Small Site VBI-C Retrofits	.045 AFY Per Site	\$639 Per Site	0	0
Residential Large Site VBI-C Retrofits	.077 AFY Per Site	\$826 Per Site	0	0
Subtotal				\$0

*All project costs are estimates and are subject to change. Project activity will be completed up to the not-to-exceed flex cost.

The Accountability Committee

The Accountability Committee was implemented in FY 2022-23 as a forum for the Customer Agencies and IEUA to promote transparent and equitable programs between agencies. The Committee launched an online dashboard for agencies to quickly review WUE program funds, participation, and other relevant data. The new WUE Dashboard was implemented in two phases, with the final phase completed at the end of FY 2022-23. Although IEUA and its Customer Agencies have implemented its WUE Program and Annual WUE Programs Report over the last twenty years, the Dashboard allows IEUA and its customer agencies to quickly communicate the status of WUE projects, progress against regional goals, multi-year program trends, and additional fiscal processes. The Accountability Committee will reconvene to consider potential improvements to the Dashboard to further regional collaboration and equity.



The New Programs Committee

The New Programs Committee was implemented in FY 2022-23 to promote residential (RES) and commercial, industrial and institutional (CII) innovation in WUE within the region. The Committee discusses new WUE technology and program ideas. Afterwards, they decide which initiative to fund. Over the last year, areas of interest included programs for Homeowner Associations, small businesses, multi-family residential buildings, online marketplaces, and funding for the direct installation of turf removal. In FY 2022-23, the Committee recommended a toilet retrofit program where existing 1.6 gallons per flush and larger toilets would be retrofitted with smart flush technologies. A pilot of the direct installation of smart flush technology onto toilets is expected to go live in FY 2023-24. The goal of the pilot study program is for the group to understand small-scale projects to become an ongoing regional WUE program. Looking forward, the New Programs Committee will continue recommending innovative resources to be adopted in FY 2024-25 and beyond.



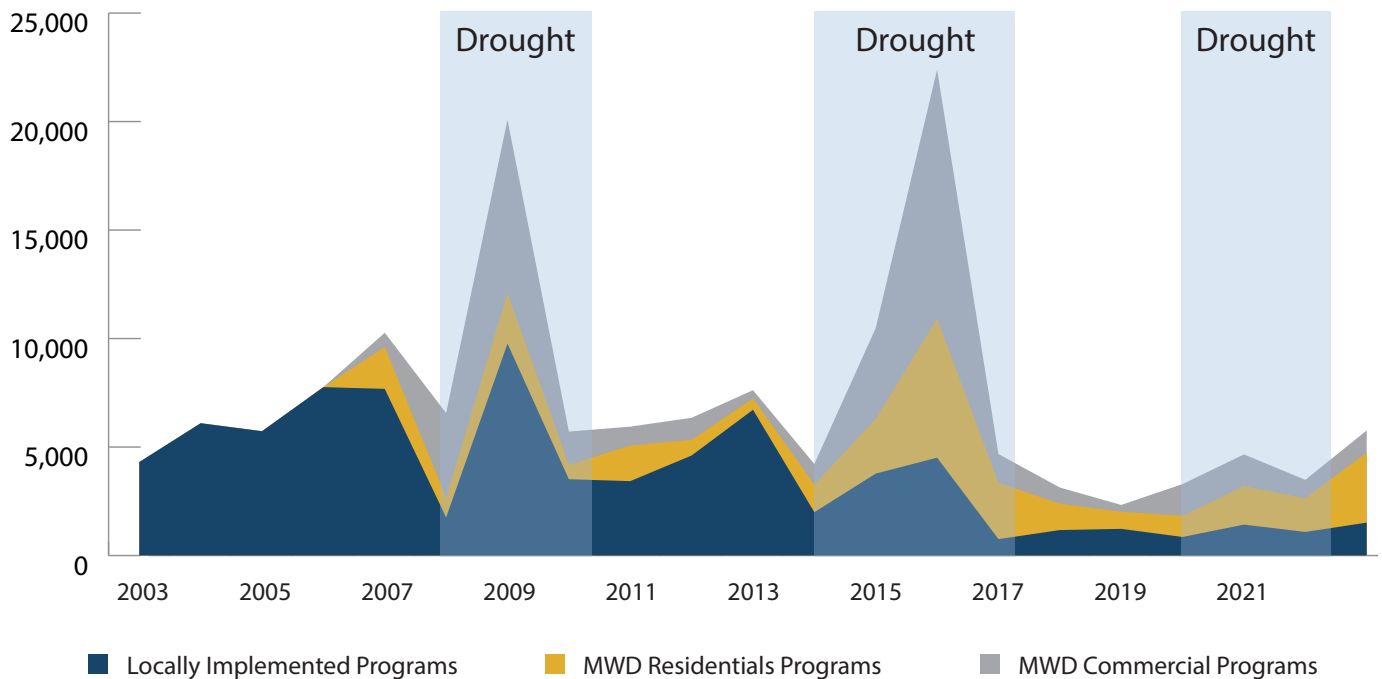
20 Years of WUE Program Water Savings

IEUA's service area continues to benefit from WUE measures implemented many years ago. The following chart shows the cumulative estimated lifetime water savings achieved over the last 20 years. In the following graph, water savings are recorded through the expected lifetime of each deployed measure. For example, a weather-based smart controller installed in FY 2015-16 is expected to save 0.414 acre-feet of water over its ten-year lifetime. For the visual, those ten years of savings are captured in the same FY they were deployed. The chart breaks down estimated lifetime savings by IEUA's Programs and Metropolitan Water District's (MWD) residential, commercial, industrial, and institutional rebates.

For added context, Southern California experienced three droughts over the last 20 years. During the first two droughts, MWD greatly increased its rollout and incentives of regional rebates, especially in turf removal, which resulted in large lifetime savings. During the third drought period, the region still experienced an increase in estimated lifetime savings compared to the previous non-drought period, though not as heightened. The shift may be due to customers already implementing WUE best practices and WUE market saturation.



Total IEUA Active Water Savings FY 2002-03 through FY 2022-23



*All program data was obtained through a combination of IEUA program vendor invoices and socialwatersmart.com activity.

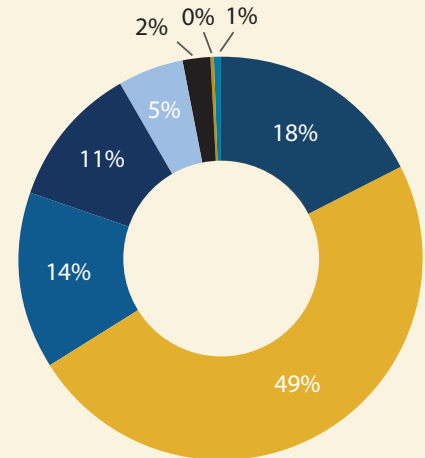
FY 2022-23 WUE Program Water Savings

These specific programs estimate savings of 644 acre-feet annually and 5,764 acre-feet over the life of the measures implemented.

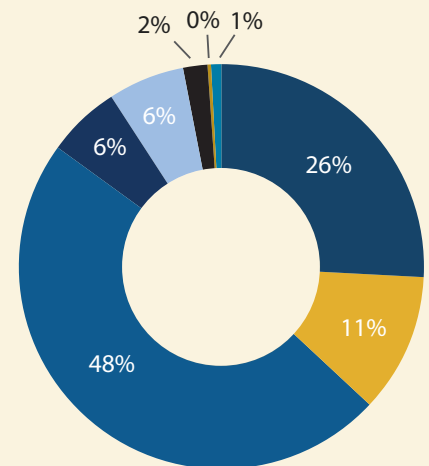
Sprinkler Tune-Ups represented 48% of the annual savings, while SoCalWaterSmart (SCWS) Turf Replacement Rebates represented 48% of the lifetime savings. Below are the annual and lifetime water savings for each program.

Program	Annual Savings (AF)	Lifetime Savings (AF)
SCWS Device Rebates	114	1,472
Sprinkler Tune-Ups	311	622
SCWS Turf Rebates	92	2,775
LEAPs	72	361
Small Site Controller Retrofits	34	344
Large Landscape Retrofits	14	136
Pressure Regulating Valves	2	21
Customer Agency Administered Programs	3	33
Total	644	5,764

Annual Water Savings by Program



Lifetime Water Savings by Program



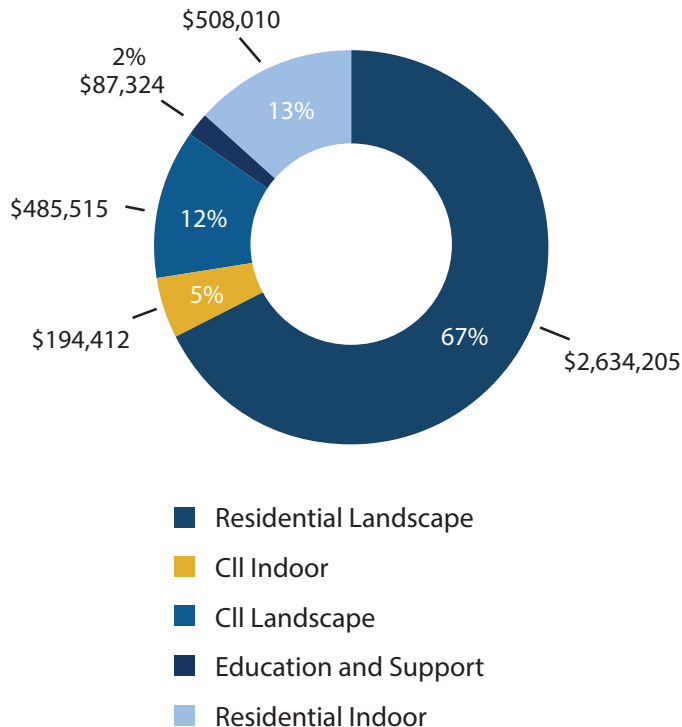
- SCWS Device Rebates
- Sprinkler Tune-Ups
- SCWS Turf Rebates
- LEAPs
- Small Site Controller Retrofits
- Large Landscape Retrofits
- Pressure Regulating Valves
- Customer Agency Administered Programs

*All program data was obtained through a combination of IEUA program vendor invoices and socialwatersmart.com activity.

FY 2022-23 WUE Program Cost / Benefit

The total cost of the FY 2022-23 WUE program portfolio was approximately \$3.9 million, including funding from MWD, IEUA, and external partners. MWD contributed roughly \$2.1 million in rebates, reimbursements, and sponsorships, while IEUA contributed nearly \$1.8 million in water-saving programs, education, and support services. The remaining funds came from external partners, including the Department of Water Resources, which provided \$30 thousand in grant funds for regional turf rebates, and the Chino Basin Water Conservation District (CBWCD), which funded over \$20 thousand in services while delivering landscape instruction and evaluations to IEUA Customer Agencies within its jurisdiction at no additional cost. This funding resulted in an estimated lifetime savings of 5,764 acre-feet at an IEUA water-saving program only cost of \$286 per acre-foot. All funding sources combined can jointly render a bigger impact on water savings while lowering individual expenses. The pie chart below represents all program funding by sector, with the Outdoor Residential Landscape section receiving the largest share.

Program Funding by Sector



Below is a comparison of each WUE program by funding source, total cost, IEUA payback, and IEUA cost per acre-foot.

Program	Outside Funding	IEUA Funding	MWD Funding	Total	IEUA Payback (Years)	IEUA Cost per Acre-foot
SCWS Device Rebates	\$3,693	\$76,649	\$651,496	\$731,838	0.7	\$52
SCWS Turf Rebates	\$96,935	\$511,070	\$1,101,372	\$1,709,377	5.8	\$184
LEAPs	\$21,887	\$4,822	\$1,240	\$27,949	0.1	\$13
Customer Agency Administered Programs	\$0	\$28,557	\$0	\$28,557	9.4	\$860
Sprinkler Tune-Ups	\$0	\$340,968	\$201,150	\$542,118	1.2	\$548
Large Landscape Retrofits	\$0	\$169,391	\$25,834	\$195,225	12.7	\$1,250
Small Site Controller Retrofits	\$0	\$431,794	\$66,560	\$498,354	13.2	\$1,254
Pressure Regulating Valves	\$0	\$85,374	\$3,350	\$88,724	43.6	\$4,065
Total	\$122,515	\$1,648,625	\$2,051,002	\$3,822,142	2.7	\$286

Leading as the region’s most cost-effective program is the Landscape Evaluation and Audit Program (LEAP), which, through a partnership with the CBWCD, provides detailed landscape efficiency recommendations for residential and commercial customers. The second most cost-effective program is the SCWS Device Rebate Program, which provides rebates for indoor and outdoor WUE devices at a total cost per acre-foot of \$52. The Program is delivered by MWD, which allows IEUA and its Customer Agencies to participate regardless of a cost-share.

Categorized as an optional Flex program, the Pressure Regulating Valve (PRV) Program has the highest cost per acre-foot at \$4,065; however, the Program is considered a highly valued customer service program and is only offered to customers who are experiencing issues with high water pressure exceeding 80 PSI.

IEUA continues to apply for new funding opportunities while leveraging current resources available to the region to ensure the cost-effectiveness of the programs. In FY 2022-23, IEUA applied and received nearly \$300K in programming reimbursements through the MWD Member Agency Administered Program (MAAP).

*All program data was obtained through a combination of IEUA program vendor invoices and socialwatersmart.com activity.

In addition to the eight programs with active water savings, IEUA funds educational and local agency support programs. As part of the new Core + Flex WUE Business Model, the Customer Agencies allocated flex funds to local water education and outreach resources. MVWD launched its first WaterWise Expo and used flex funds to offset some of the costs associated with the event. Several Customer Agencies allocated flex funds to the National Theater for Children Program, which provides students K-6 with professional theater performances aimed at teaching students about key water topics. The following table lists the programs' associated funding for FY 2022-23.

Program	Outside Funding	IEUA Funding	MWD Funding	Total
Waterwise Education and Events				
Landscape Workshops	--	\$4,050	--	\$4,050
CBWCD Water-wise and Pumpkin Festival	--	\$3,500	--	\$3,500
MVWD Waterwise Expo	--	\$4,000	--	\$4,000
WVWD Earth Day	--	\$3,829	--	\$3,829
Memberships and Outreach				
CALWEP/ AWE Dues	--	\$15,115.59	\$9,226.41	\$24,342
Peer2Peer Sponsorship	--	\$1,000	--	\$1,000
Garden Soft License	--	\$1,000	--	\$1,000
School Programs				
National Theatre for Children	--	\$38,610	--	\$38,610
Garden in Every School	--	\$6,993	--	\$6,993
Total	\$0	\$78,097.59	\$9,226.41	\$87,324

*All program data was obtained through a combination of IEUA program vendor invoices and socialwatersmart.com activity.

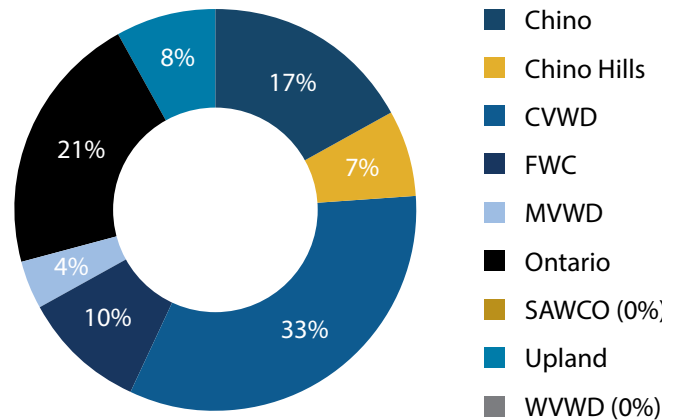


FY 2022-23 Customer Agency Program Activity

Customer Agency	Total Activity	Gallons Saved Per Year	AF Saved Per Year	Lifetime AF Saved
Chino	911	35,819,291	110	510
Chino Hills	639	14,593,973	45	590
CVWD	2,253	70,142,941	215	1,877
FWC	5,715	19,722,790	61	638
MVWD	242	8,413,532	27	228
Ontario	1,082	43,461,033	133	1,015
SAWCo	11	297,404	1	9
Upland	382	17,280,467	53	896
WVWD	2	102,593	0.3	0.4

The chart above shows the program activity and water savings for each Customer Agency. Although a range of WUE measures may be deployed, the chart provides an illustrative performance comparison for each Customer Agency. Details on all program activities for each Customer Agency can be found as an appendix item to this report.

Annual Water Saving Percentages by Customer Agencies



The chart represents total water savings by Customer Agency and not by capita, size or population.

*Program data was obtained through IEUA vendor invoicing, socialwatersmart.com, and Customer Agency funding requests.



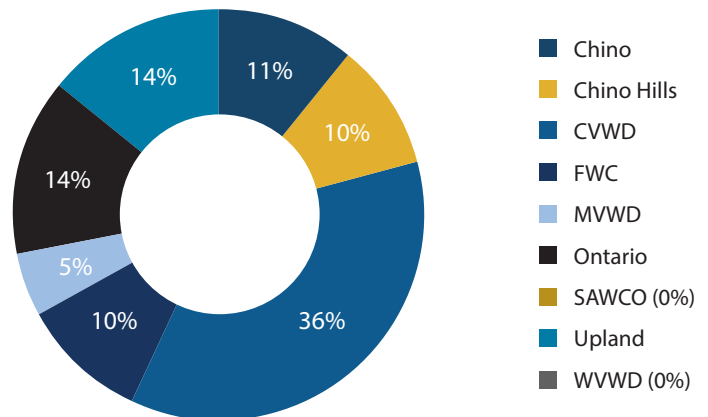
FY 2022-23 Funding Benefits by Customer Agency

The table below illustrates the funding received by each Customer Agency through various water-saving programs. Individual Customer Agency performance can vary for several reasons, including variations in population and customer sectors, customer interests, and demand. Details on program funding, activity, and water savings for each Customer Agency may be found in the appendix of this report.

Customer Agency	Outside Funding	IEUA Funding	MWD Funding	Total
Chino	\$3,253	\$261,171	\$165,793	\$430,217
Chino Hills	\$3,800	\$137,225	\$233,810	\$374,835
CVWD	\$49,986	\$646,595	\$638,684	\$1,358,827
FWC	\$15,242	\$85,178	\$297,376	\$397,796
MVWD	\$14,976	\$81,979	\$88,613	\$185,568
Ontario	\$23,879	\$182,335	\$318,420	\$524,634
SAWCo	\$0	\$2,604	\$2,277	\$4,881
Upland	\$11,379	\$227,133	\$305,799	\$544,311
WVWD	\$0	\$843	\$230	\$1,073



Total Funding by Customer Agency

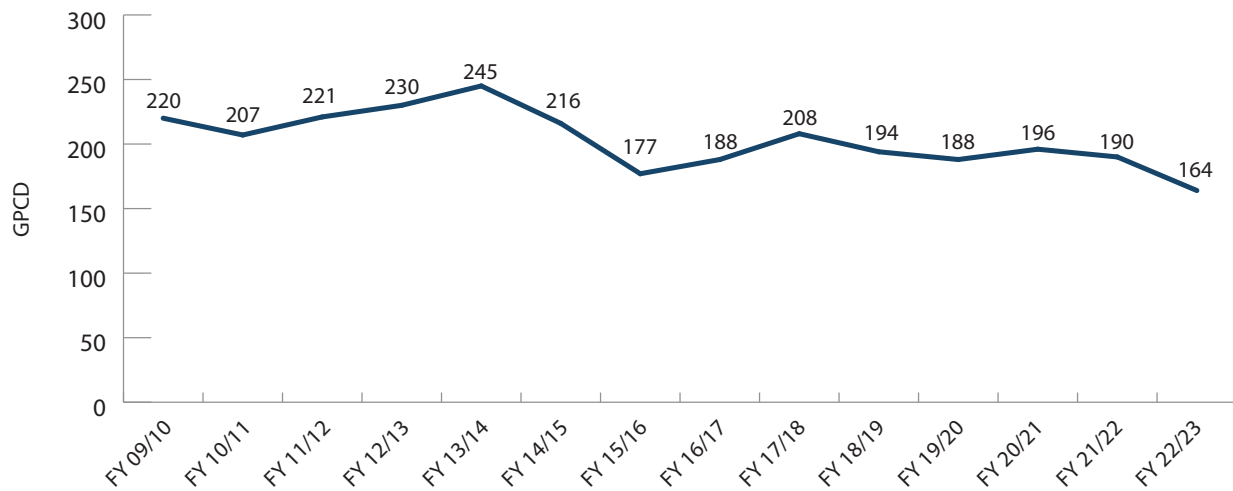


*All Customer Agency Program data was obtained through a combination of IEUA program vendor invoices and socialwatersmart.com activity.

Looking Forward

The Region is experiencing increased population growth and changing climate conditions, such as prolonged and more frequent periods of drought. Despite these challenges, the Region’s gallons per capita per day (GPCD) use has declined over the last five years. As seen in the figure below, IEUA and the Customer Agencies have effectively implemented water-use efficiency strategies and programs over the years that have contributed to the Region’s declining GPCD. The IEUA reports used in the analysis may be found at ieua.org/read-our-reports.

Regional Gallons Per Capita Per Day (GPCD)



In addition to providing effective water-saving measures and initiatives, the Region must meet or exceed evolving legislative mandates that strengthen water-use standards, including those as a result of a new regulatory framework known as “Making Conservation a California Way of Life” and new legislation, such as Assembly Bill 1572 which establishes a timeline for banning the irrigation of non-functional turf with potable water supplies on Commercial, Industrial, and Institutional (CII) properties.

Looking forward, IEUA will plan and assist the Customer Agencies in achieving compliance by supporting numerous regional efforts. Specifically, IEUA is committed to the following objectives for the upcoming year:

- **Continue to focus on maximizing water savings** and related programs, regardless of dry or wet conditions
- **Support customer agencies in calculating compliance with California’s new Regulatory Framework** and meeting expected standards and requirements imposed by the Framework
- **Offer a range of water-use efficiency programs, ideally providing integrated, multi-resource benefits**, including community and economic development
- **Continue to leverage outside funding and allocate IEUA** funding for local and regional programs to offset Customer Agency financial burden
- **Provide meaningful programs with high value** to motivate customers to participate
- **Provide valuable marketing, data, and support resources** to strengthen and augment programs and processes

*Program data was obtained through IEUA vendor invoicing, socialwatersmart.com, and Customer Agency funding request.

Turnkey Turf Transformation Program

As part of the Department of Water Resources' (DWR) 2022 Urban Community Drought Relief Grant Program, IEUA and three partner agencies, Calleguas Municipal Water District, Las Virgenes Municipal Water District, and Upper San Gabriel Valley Municipal Water District, were awarded grant funding to provide a new water-use efficiency program for select properties in more than 60 communities across the Los Angeles, Ventura, and San Bernardino counties in Southern California. The Turnkey Turf Transformation Project was competitively selected for an award of \$8,474,500 based on its ability to deliver long-lasting water savings within three years or less.

While water customers throughout Southern California have long had access to a diverse offering of water-use efficiency incentive programs, including rebates for turf conversion, work still needs to be done. The Turnkey Turf Transformation Project is designed to rapidly reduce water demands by complying with the State's non-functional turf ban by removing large portions of non-functional turf on CII properties within disadvantaged communities. Helping selected public properties reduce their water use through turf conversion will enhance local water supply reliability and support future regional growth.

A utility-hired landscape contractor will provide each site with a landscape evaluation to provide efficient irrigation and plant material recommendations. Afterward, they will remove non-functional turf, install climate-appropriate plants, and modify irrigation systems, thus directly reducing water usage and the installation burden on the site owner.

IEUA and its Partnering Agencies expect to start the Turnkey Turf Transformation Program in late FY 2023-24 to be completed by the end of FY 2025-26.



SoCalWaterSmart Device Rebate Program

SoCalWaterSmart is MWD’s regional rebate program offering incentives for a menu of indoor and outdoor water-saving measures for residential and commercial customers. MWD provides the majority of the funding through base incentives and administration, while IEUA and its Customer Agencies can contribute to the incentives. The program serves as a resource to reduce water usage and introduce customers to water efficiency programs. Customers may apply via socialwatersmart.com.



SoCalWaterSmart Device Rebate Program Residential Activity

As COVID-19 restrictions eased in FY 2021-22, rebate activity soared, with over 4,800 devices rebated. Finally, activity nearly doubled in FY 2022-23, with approximately 7,900 devices rebated and over 4,900 customers reached. In FY 2022-23, through a partnership between MWD and SoCalGas, rebates for low-flow showerheads and faucet aerators were introduced to residential customers in the region. Regarding outreach, most customers reported hearing about the rebates through web ads and in-store displays.

Residential Devices	FY 19-20	FY 20-21	FY 21-22	FY 22-23
High-Efficiency Toilets	521	140	58	771
High-Efficiency Clothes Washers	429	980	977	729
High-Efficiency Sprinkler Nozzles	1,275	3,393	2,839	299
Smart Controllers	578	586	424	456
Hose Bib Controllers	0	7	4	1
Soil Moisture Systems	0	0	0	0
Rain Barrels	9	19	10	23
Cisterns	0	1	0	1
Flow Monitoring Devices	0	0	29	29
Low-flow Showerheads	0	0	0	3,096
Faucet Aerators	0	0	0	2,469
TOTAL	2,812	5,126	4,341	7,874

SoCalWaterSmart Device Rebate Program CII Activity

Over the last few years, participation in CII device rebates has remained low since the COVID-19 Pandemic. However, in FY 2023-23, the region experienced increased activities to 1,032 device rebates. Premium High-Efficiency Toilets and High-Efficiency Sprinkler Nozzles have continued to represent some of the highest volumes of rebated devices to which IEUA contributes funding. Customers reported primarily hearing about the rebate program through salespeople and contractors.

CII Devices	FY 19-20	FY 20-21	FY 21-22	FY 22-23
High-Efficiency Toilets	1,539	1	390	659
Smart Controllers	88	58	40	23
Laminar Flow Restrictor	2,261	191	0	0
Plumbing Flow Control Valves	360	22	0	0
High-Efficiency Sprinkler Nozzles	0	77	110	344
Waterless Urinals	0	2	0	0
Computerized Controller	0	4	0	0
Air Cooled Ice Machine	0	0	0	0
Cooling Tower Controller	0	0	0	6
TOTAL	4,248	355	540	1,032



SoCalWaterSmart Device Rebate Program RES Water Savings

Residential Device Savings

The majority of annual residential water savings came from clothes washers at 25 acre-feet per year, while high-efficiency toilets generated the most lifetime savings of 379 acre-feet.

Residential Rebates	Annual Savings (GPY)	Annual Savings (AF)	Lifetime Savings (AF)
Cisterns	2,477	0.008	0
Hose Bib Controllers	13,492	.04	.41
Rain Barrels	14,242	.04	.22
Irrigation Controller + Add on	40,477	.1	1
High-Efficiency Sprinkler Nozzles	428,754	1	7
Flow Monitoring Devices	472,555	1	15
Faucet Aerators	1,621,321	5	25
Low-flow Showerheads	4,246,624	13	65
Smart Controllers	6,152,471	19	189
High-Efficiency Toilets	6,181,215	19	379
High-Efficiency Clothes Washers	8,196,548	25	352
Total	27,370,176	83	1,034

*Device rebate data was obtained through socialwatersmart.com.

CII Devices	Annual Savings (GPY)	Annual Savings (AF)	Lifetime Savings (AF)
Irrigation Controller + Add on	204,176	1	6
High-Efficiency Sprinkler Nozzles	493,282	2	8
Cooling Tower Controller	1,259,278	4	19
Smart Controllers	2,665,960	8	82
High-Efficiency Toilets	5,283,295	16	324
Total	9,905,991	31	439

CII Device Savings
The majority of annual water savings for CII devices came from high-efficiency toilets at 16 acre-feet per year with lifetime savings of 324 acre-feet.

SoCalWaterSmart Device Rebate Program Cost / Benefit

The SoCalWaterSmart Device Rebate Program is the most cost-effective water-use efficiency program for IEUA. The residential program comes in at \$62 per acre-foot, and the commercial program at \$23 per acre-foot with a combined cost of \$52 per acre-foot for FY 2022-23.

RES Rebates	Outside Funding	IEUA Funding	MWD Funding	Total	IEUA Payback (Years)	IEUA Cost per Acre-foot
Rain Barrels	\$0	\$0	\$805	\$805	0	\$0
Cisterns	\$0	\$0	\$250	\$250	0	\$0
Hose Bib Controllers	\$0	\$0	\$140	\$140	0	\$0
High-Efficiency Clothes Washers	\$3,573	\$33,000	\$61,965	\$98,538	1.4	\$94
Flow Monitoring Devices	\$0	\$1,620	\$2,898	\$4,518	1.2	\$108
High-Efficiency Toilets	\$120	\$8,160	\$252,105	\$260,385	0.5	\$22
High-Efficiency Sprinkler Nozzles	\$0	\$897	\$598	\$1,495	0.7	\$128
Smart Controllers	\$0	\$20,560	\$90,541	\$111,101	1.1	\$109
Low-flow Showerheads	\$0	\$0	\$40,248	\$40,248	0	\$0
Faucet Aerators	\$0	\$0	\$10,602	\$10,602	0	\$0
	\$3,693	\$64,237	\$460,082	\$528,082	0.8	\$62

*Device rebate data was obtained through socialwatersmart.com.

CII Rebates	Outside Funding	IEUA Funding	MWD Funding	Total	IEUA Payback (Years)	IEUA Cost per Acre-foot
Cooling Tower Controller	\$0	\$1,830	\$4,270	\$6,100	0.5	\$96
Smart Controllers	\$0	\$6,855	\$15,661	\$22,516	0.9	\$84
Irrigation Controller + Add on	\$0	\$525	\$1,225	\$1,750	0.9	\$87
High-Efficiency Toilets	\$0	\$0	\$164,750	\$164,750	0	\$0
High-Efficiency Sprinkler Nozzles	\$0	\$1,032	\$688	\$1,720	0.7	\$129
Total	\$0	\$10,242	\$186,594	\$196,836	0.3	\$23

SoCalWaterSmart Device Rebate Potential Program Enhancements

Ease of participation, knowledge about existing rebates, and motivation to install new projects pose barriers to program implementation. Recommendations for addressing these barriers include:



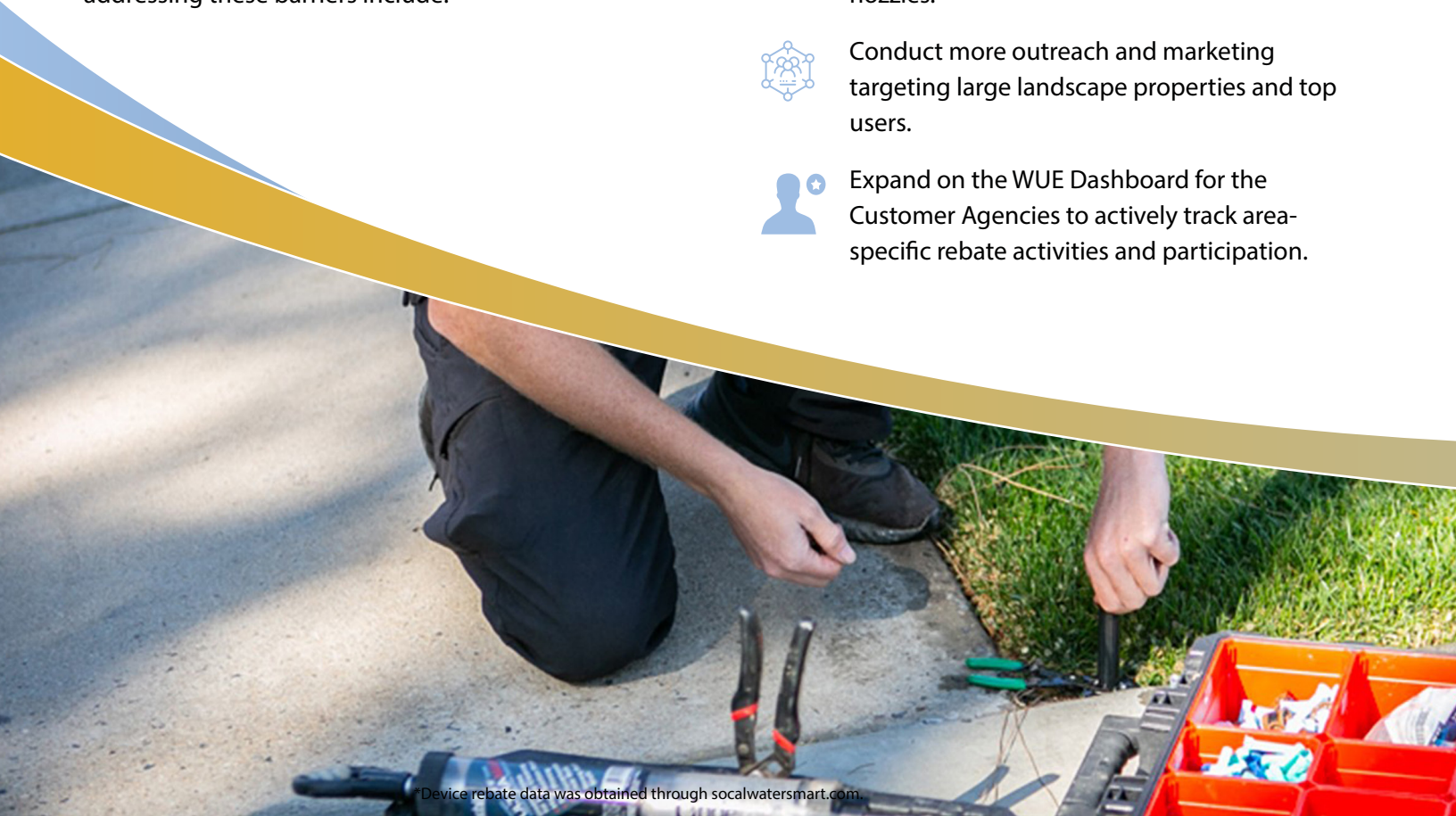
Continue to add funding to priority measures, specifically irrigation measures, including smart controllers and high-efficiency sprinkler nozzles.



Conduct more outreach and marketing targeting large landscape properties and top users.



Expand on the WUE Dashboard for the Customer Agencies to actively track area-specific rebate activities and participation.



*Device rebate data was obtained through socalwatersmart.com.

Residential Measures	Base Incentive	IEUA Incentive	Total Incentive
High-Efficiency Clothes Washers	\$85	\$75	\$160
Premium High-Efficiency Toilets	\$40	\$60	\$100
Flow Monitoring Devices	\$100	\$60	\$160
High-Efficiency Sprinkler Nozzles	\$2	\$3	\$5
WBICS & SMSS (Sites < one acre)	\$80	\$80	\$160
WBICS & SMSS Per Station (Sites > one acre)	\$35	\$15	\$50
Hose Bib Irrigation Controllers	\$35	\$0	\$35
Rain Barrels	\$35	\$0	\$35
Cisterns (200-500 gallons)	\$250	\$0	\$250
Cisterns (501-999 gallons)	\$300	\$0	\$300
Cisterns (1000+ gallons)	\$350	\$0	\$350
Low-flow Showerheads	\$13	\$0	\$13
Faucet Aerators	\$4	\$0	\$4
Commercial Measures	Base Incentive	IEUA Incentive	Total Incentive
Plumbing Flow Control Valves	\$5	\$5	\$10
Laminar Flow Restrictors	\$10	\$10	\$20
High-Efficiency Toilets	\$40	\$60	\$100
Zero-Water Urinals	\$200	\$200	\$400
Ultra-Low Water Urinals	\$200	\$100	\$300
Large Rotary Nozzles (Per Set)	\$13	\$5	\$18
WBICS & SMSS per Station	\$35	\$15	\$50
Central Computer Irrigation System per Station	\$35	\$15	\$50
Hose Bib Irrigation Controllers	\$35	\$0	\$35
High-Efficiency Sprinkler Nozzles	\$2	\$3	\$5
In-stem Flow Regulators	\$1	\$3	\$4
Cooling Tower pH Controllers	\$1,750	\$250	\$2,000
Cooling Tower Conductivity Controllers	\$625	\$125	\$750
Dry Vacuum Pumps (Per 0.5 HP)	\$125	\$50	\$175
Connectionless Food Steamers (Per Compartment)	\$485	\$0	\$485
Ice-Making Machines	\$1,000	\$0	\$1,000

IEUA adds supplemental funding for each device, as shown in the chart to the left.

The Customer Agencies may contribute additional rebate incentives shown in the chart to the left from their respective flex fund budgets.

SoCalWaterSmart Turf Replacement Rebate Program

The Turf Replacement Rebate Program is administered by MWD, which covers the administration and rebate base incentive. The Program encourages customers to remove high water-consuming turf and replace it with low water-using, regionally appropriate plants and surfaces, allowing groundwater infiltration, eliminating runoff onto sidewalks and streets, and reducing water use. Removing turf may provide long-term savings of over 30 years and aid in providing wildlife habitat and increased biodiversity. Qualifying applicants can receive \$2 - \$3 per square foot of turf grass removed. Customer Agencies may offer additional turf incentives based on the funding availability.



One millionth sq. ft. residential site!

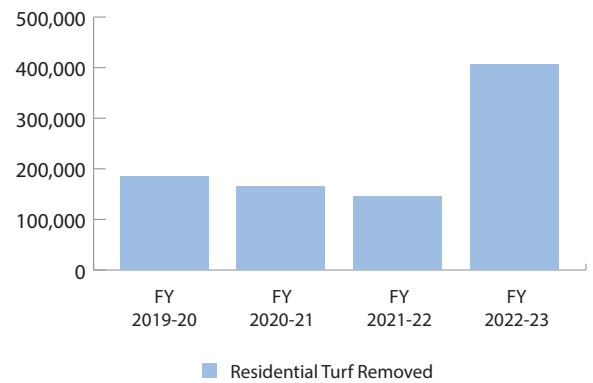
In FY 2022-23, the Region retrofitted its one-millionth square foot of residential turf through the Program. CVWD had a residential customer assist the Region in surpassing the monumental finish line. The commercial sector is expected to reach its one-millionth square foot of turf removal in FY 2023-24. Moreover, the Region is anticipating the Governor's non-functional turf ban as part of Assembly Bill 1572, prompting the removal of non-functional turf in the commercial sector and increasing rebate activities.

SoCalWaterSmart Turf Replacement Rebate Program Activity


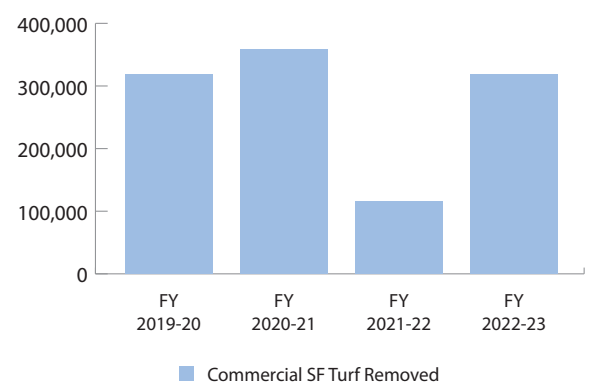
Last year, much like the greater MWD service area, the IEUA region experienced a tremendous influx of new turf rebate applications. The increased activity resulted from drought response and expanded marketing of the Program. Around this time, MWD announced they would grant extensions for all program applications so that the installation of new project plants may be completed in the cooler months of Fall and Winter. Applications were extended from 180-day completion deadlines to one full year, which may delay project completions until late FY 2023-24.

In FY 2022-23, 490 new residential apps were submitted and 262 completed, while the CII sector had 76 new apps submitted and 18 completed. The region received 566 new applications and 280 completed turf sites!

Annual RES Sq. Ft. Turf Removed



Annual CII Sq. Ft. Turf Removed



SoCalWaterSmart Turf Replacement Rebate Program Water Savings

	Annual Savings (GPY)	Annual Savings (AF)	Lifetime Savings (AF)
Residential	23,799,180	73	2,191
CII	6,342,371	19	584
Total	30,141,551	92	2,775

SoCalWaterSmart Turf Replacement Rebate Program Cost / Benefit

Outside Funding	IEUA Funding	MWD Funding	Total	IEUA Payback (Years)	IEUA Cost per Acre-foot
\$65,683	\$511,070	\$1,101,372	\$1,678,125	12	\$184

SoCalWaterSmart Turf Replacement Rebate Potential Program Enhancements

Among the barriers to customer participation are cost, aesthetic concerns, and lack of ability to execute projects. Recommendations for addressing these barriers include:




Targeting customers likely to replace their turf, consistent and appealing outreach, and education to address customer reluctance for change.



Linking customers to support services to help them make the change successfully. This may include connections to plant suppliers and contractors, plant resources, and customer consultations.




Exploring direct install turf removal to supplement the rebate program.



*Turf Replacement Program data was obtained through IEUA vendor invoicing.

Sprinkler Tune-up Program

The Sprinkler Tune-Up Program allows residents to improve the efficiency of their current sprinkler system. Participants receive no-cost landscape irrigation system services, including a landscape evaluation and irrigation audit, sprinkler head and nozzle replacements, valve and wiring repairs, controller programming, and more. Participants also receive education and resources regarding their smart timers and water-wise irrigation practices.

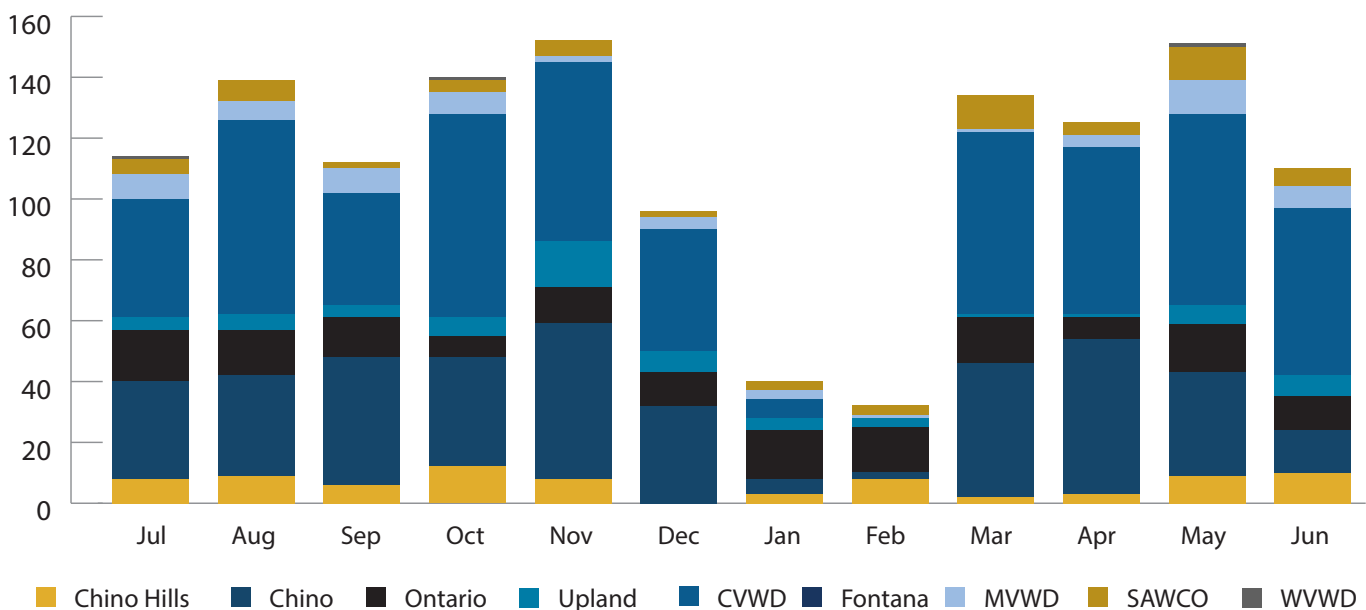


Sprinkler Tune-up Program Activity

In FY 2022-23, the Core + Flex WUE Model allowed the Customer Agencies to add flex funds to support activity increases in their respective service areas. As such, the Sprinkler Tune-up Program was the most popular program of the year! The Program serviced 1,341 sites in FY 2022-23, resulting in estimated lifetime savings of 622 acre-feet of water. The program continues to yield high activity levels, with an increase of 16% since FY 2020-21. The program's success can be attributed to improved marketing by the Customer Agencies and an increase in the program's budget.

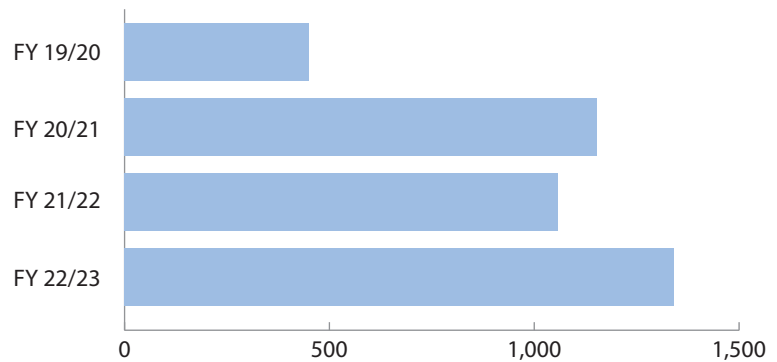
Sites Serviced	Nozzles Replaced	Valves Repaired	Lateral Breaks Repaired	Drip Emitters Replaced
1,341	10,679	2,064	846	589

Total Sites Services



*Sprinkler Tune-up Upgrade Program data was obtained through IEUA vendor invoicing.

Annual Comparison of Tune-up Activity



Sprinkler Tune-up Program Water Saving

Annual Savings (GPY)	Annual Savings (AF)	Lifetime Savings (AF)
101,391,401	311	622

Sprinkler Tune-up Program Cost / Benefit

Outside Funding	IEUA Funding	MWD Funding	Total	IEUA Payback (Years)	IEUA Cost per Acre-foot
\$0	\$340,968	\$201,150	\$542,118	1.2	\$548

Sprinkler Tune-up Program Potential Enhancements

Consumers often neglect landscape irrigation systems until they have a problem. By encouraging preventative maintenance, the Sprinkler Tune-up Program fills a void with expert help and often empowers customers to pay more attention to their systems. Recommendations to improve this Program are:

- Consider targeting high water-users to improve cost-effectiveness.
- Continue participating in the MWD-sponsored study to analyze the savings per site repair and the duration of those savings and modify program services based upon findings.



*Sprinkler Tune-up Upgrade Program data was obtained through IEUA vendor invoicing.

Small Site Controller Retrofit Program

The Small Site Controller Retrofit Program offers residential sites with less than a quarter-acre of an irrigated area with a no-cost installation of smart controllers that use real-time weather data to adjust a landscape's watering frequency and prevent overwatering. Professional contractors install the units, ensuring the quality of the work and initial programming. Recommended watering schedules are also provided to ensure best management practices and water efficiency. To participate, customers must complete an online supplemental video assessment. The video provides an overview of the Program and technology.

In 2022, IEUA was named the recipient of the Irrigation Association's Smart Water Application Technologies Outstanding Industry Partnership Award for the Small Site Controller Retrofit Program. The award recognizes a water provider that has successfully implemented a program focused on partnership building with landscape and irrigation professionals to promote outdoor water conservation.

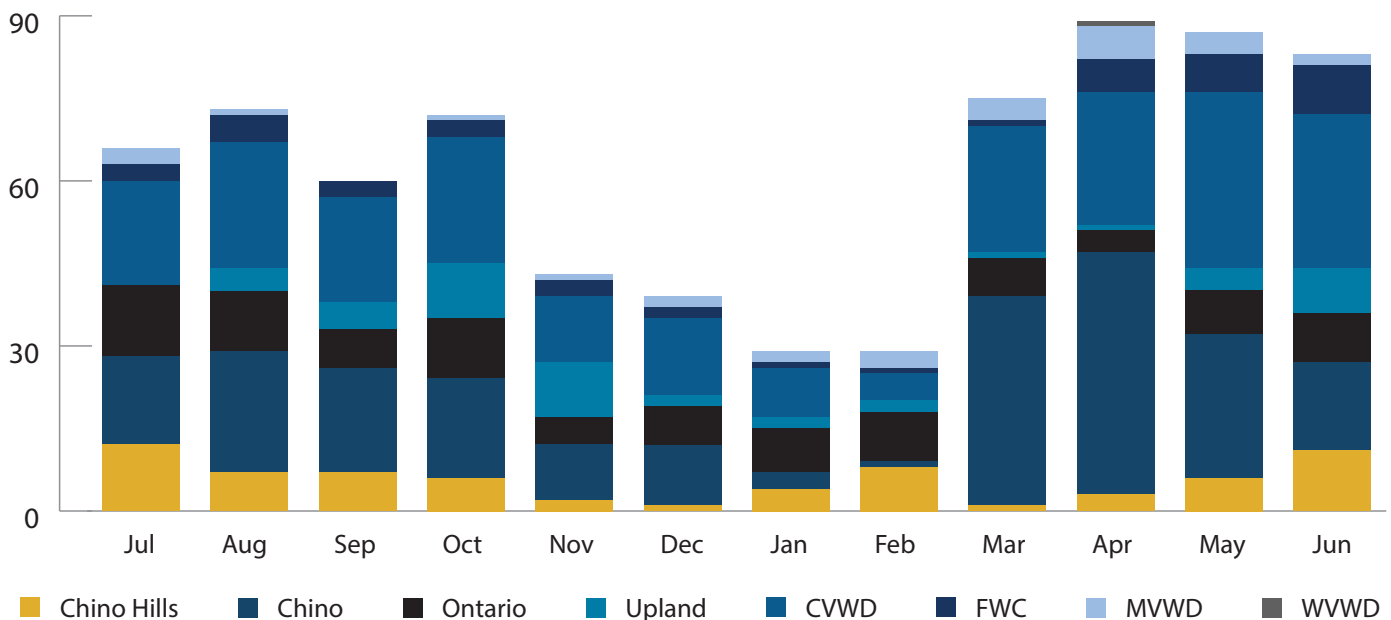
Customer's value smart controllers with remote access.



Small Site Controller Retrofit Program Activity

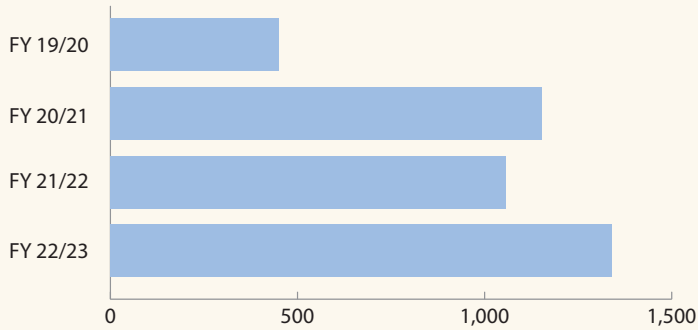
In FY 2022-23, the Core + Flex WUE Model allowed the Customer Agencies to add flex funds to support activity increases in their respective service areas. As such, the Small Site Controller Retrofit Program was the second most popular program of the year! The program installed over 833 weather-based timers on 745 sites, covering over 4,098 active irrigation stations.

Total Sites Services



*Small Controller Upgrade Program data was obtained through IEUA vendor invoicing.

Annual Comparison of Small Site Activity



Small Site Controller Retrofit Program Water Savings

Annual Savings (GPY)	Annual Savings (AF)	Lifetime Savings (AF)
11,225,560	340	344



Small Site Controller Retrofit Program Cost / Benefit

The Small Site Controller Retrofit Program is one of IEUA’s more expensive programs. The per-unit water savings for controllers at smaller properties are much lower than in larger landscapes, thus reducing cost-effectiveness. However, combined with the required online workshop video and quiz, the program is an effective resource for participants to decrease their water bills and engage them in water efficiency best practices.

Outside Funding	IEUA Funding	MWD Funding	Total	IEUA Payback (Years)	IEUA Cost per Acre-foot
\$0	\$431,794	\$66,560	\$498,354	13.2	\$1,255

Small Site Controller Retrofit Potential Program Enhancements

The Small Site Controller Retrofit Program motivates customers to save water through smart technologies and upgrade their irrigation systems. Following are some recommendations for consideration:



Target customers who exceed their water budgets or have high water usage. This is one way to increase cost-effectiveness rather than reaching out to the entire service area.



Explore additional grant and external funding opportunities to decrease IEUA’s cost to deliver the program.

*Small Controller Upgrade Program data was obtained through IEUA vendor invoicing.

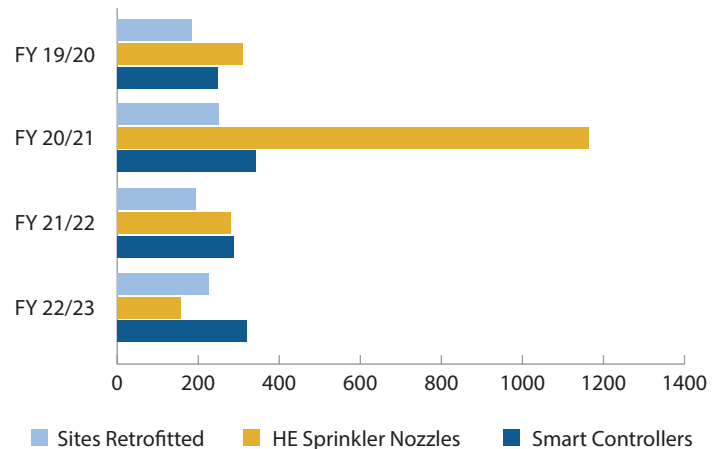
Large Landscape Retrofit Program

To reduce outdoor water use among top water users and properties with extensive landscapes, the Large Landscape Retrofit Program provides a no-cost installation of smart irrigation devices such as smart controllers and high-efficiency sprinkler nozzles to eligible customers. Large landscape properties with very high outdoor water use present the best opportunities for the greatest water savings due to their expansive acreage of irrigated lawns and gardens. The Program targets customers with a quarter acre or more of an irrigated area or water usage of over 450,000 gallons per year per household. Effective installations and programming are assured through professional installation.

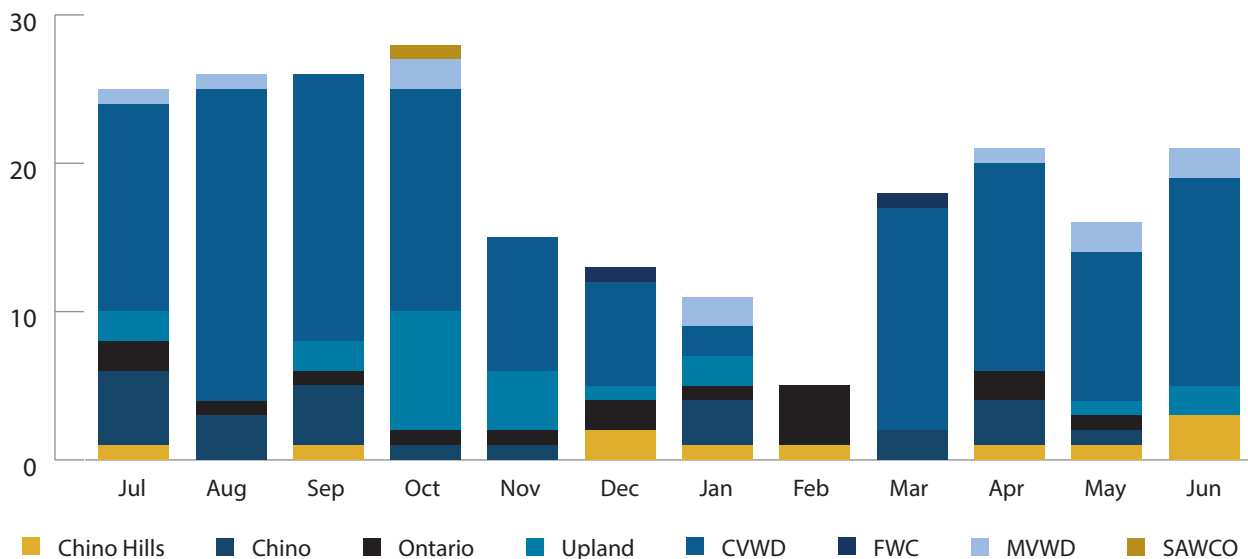
Large Landscape Retrofit Program Activity

In FY 2022-23, the *Core + Flex WUE Model* allowed the Customer Agencies to add flex funds to support activity increases in their respective service areas. The program installed 319 weather-based controllers and 157 high-efficiency sprinkler nozzles on 225 sites spanning over 2,972 active irrigation stations. Since FY 2020-21, the Large Landscape Retrofit Program has experienced a decline in high-efficiency sprinkler nozzle installations. The change is due to the Sprinkler Tune-up Program offering high-efficiency sprinkler nozzle replacements and is now capturing most of those replacements in that program instead.

Annual Comparison of Large Retrofit Activity



Total Sites Services



*Large Landscape Retrofit Program data was obtained through IEUA vendor invoicing.

Large Landscape Retrofit Program Water Savings

Annual Savings (GPY)	Annual Savings (AF)	Lifetime Savings (AF)
4,533,204	14	136



Large Landscape Retrofit Program Cost / Benefit

The Large Landscape Retrofit Program has a higher per acre-foot price than many other IEUA programs; however, it is still below IEUA's avoided cost of buying an acre-foot of treated water from MWD.

Outside Funding	IEUA Funding	MWD Funding	Total	IEUA Payback (Years)	IEUA Cost per Acre-foot
\$0	\$169,391	\$25,834	\$195,225	12.7	\$1,245

Large Landscape Retrofit Potential Program Enhancements

The Small Site Controller Retrofit Program motivates customers to save water through smart technologies and upgrade their irrigation systems. Following are some recommendations for consideration:

- Explore additional grant and external funding opportunities to decrease IEUA's cost to deliver the program.
- Target customers who exceed their water budgets or have high water usage. This is one way to increase cost-effectiveness rather than reaching out to the entire service area.



*Large Landscape Program data was obtained through IEUA vendor invoicing.

Pressure Regulating Valve Program

The Pressure Regulating Valve (PRV) Program serves as a great customer service tool for the Customer Agencies to deploy for people experiencing high water bills. It addresses problems caused by excessive water pressure on the customer side of the meter. PRVs are installed at the home and reduce the high incoming water pressure from water mains to provide a lower, more functional pressure distribution. PRVs ensure that end-use plumbing fixtures and appliances operate at the intended flow rate and reduce the incidence of leaks.

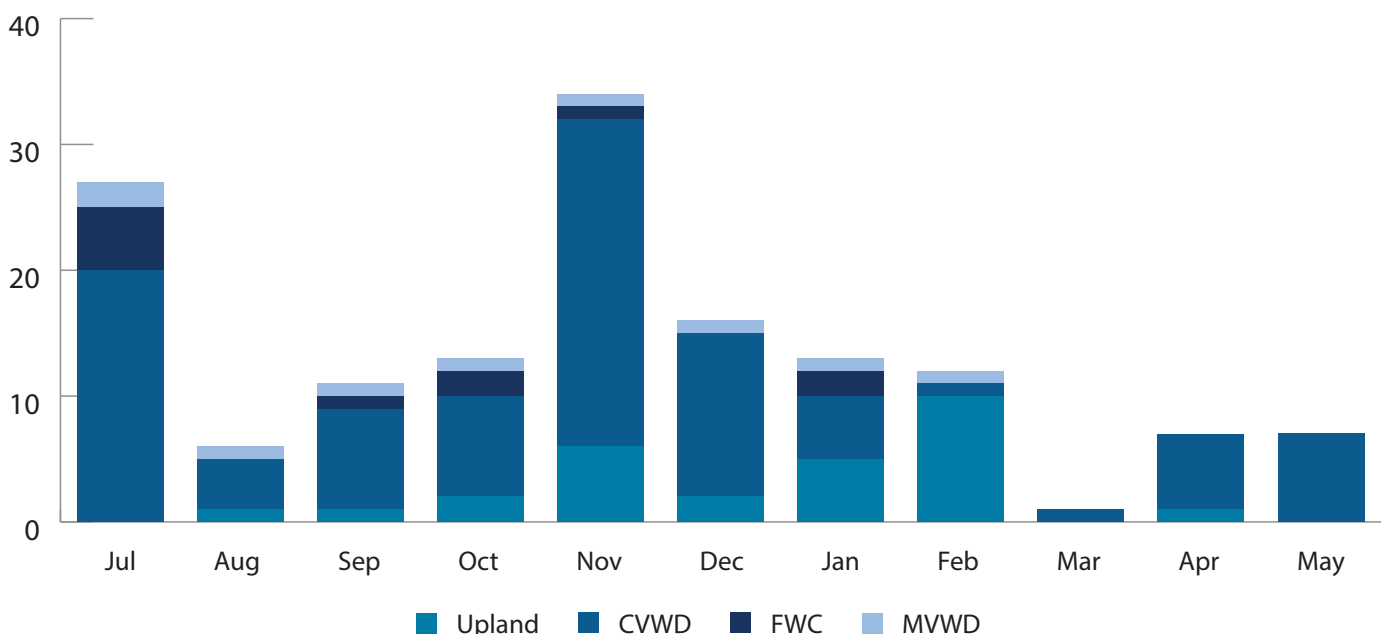
The PRV Program was categorized as an optional Flex program in the Core + Flex WUE Program Model. As such, CVWD, FWC, MVWD, and Upland participated in the program in FY 2022-23.



Pressure Regulating Valve Program Activity

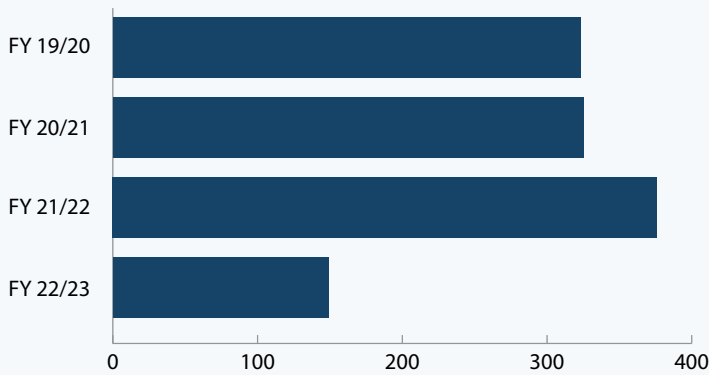
In FY 2022-23, 149 sites were serviced under the Program. There were 129 new regulators installed, two repairs, two adjustments, and two follow-up visits. An additional 14 sites didn't qualify for service upon the site visit due to low water pressure, accessibility issues, and other factors.

Total Sites Services



*PRV Program data was obtained through IEUA vendor invoicing.

Annual Comparison of PRV Activity



Pressure Regulating Valve Program Water Savings

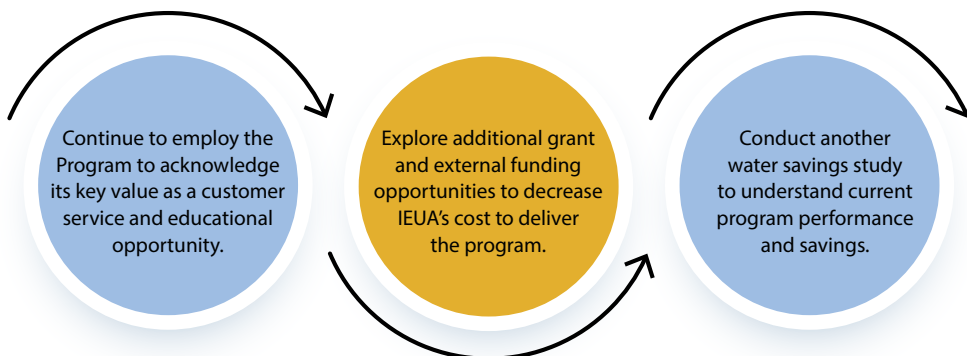
Annual Savings (GPY)	Annual Savings (AF)	Lifetime Savings (AF)
670,115	2	21

Pressure Regulating Valve Program Cost / Benefit

While a study has shown the PRV Program has a high cost per acre-foot of \$4,152, making it less cost-effective than other WUE programs, it still serves as a useful customer service resource for Customer Agencies.

Outside Funding	IEUA Funding	MWD Funding	Total	IEUA Payback (Years)	IEUA Cost per Acre-foot
\$0	\$85,374	\$3,350	\$88,724	43.6	\$4,152

Pressure Regulating Valve Potential Program Enhancements



*PRV Program data was obtained through IEUA vendor invoicing.



Landscape Evaluation and Audit Program

The Landscape Evaluation and Audit Program (LEAP), provided to residential, commercial, institutional, and industrial customers, is administered through a partnership between IEUA and the CBWCD, a public agency. LEAP offers customers a no-cost landscape and irrigation system evaluation to identify water-saving opportunities. Landscape professionals also link participants with other water-saving programs and resources.

Through this Program, participants receive:

- ✔ A no-cost, comprehensive landscape and irrigation system evaluation.
- ✔ Recommendations to improve the overall efficiency of their irrigation system, including a personalized irrigation schedule based on site conditions.
- ✔ A full analysis of the prior year's water consumption against a personalized water budget based on the local evapotranspiration and irrigated landscape area.
- ✔ Catered water-saving tips and information on rebate opportunities.

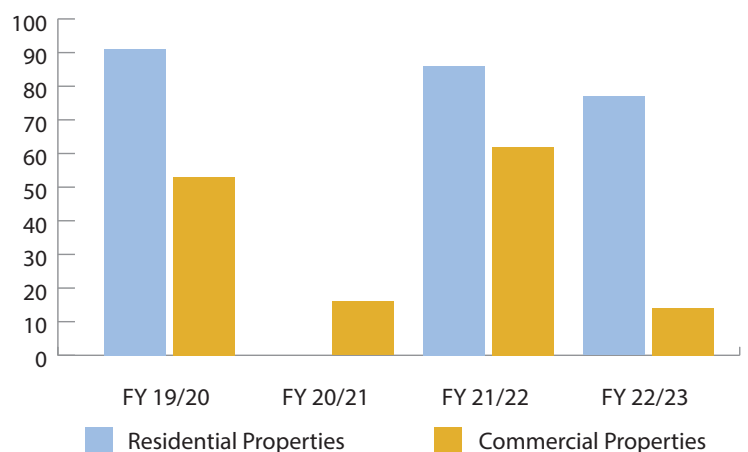
Landscape Evaluation and Audit Program Activity

The Program experienced similar trends in the residential sector compared to the previous year. Alternatively, the CII sector had fewer sites but notable results.

A Homeowners Association (HOA) site interested in turf removal received a personalized report highlighting 24,680 square feet of non-functional turf throughout the property. The LEAP report provided information for the regional turf removal rebate program and links to online landscape design templates.

During another evaluation, a different HOA with nearly 125,000 square feet of previously renovated landscape area was determined to receive five times the recommended water. A personalized irrigation schedule was provided in the LEAP report to ensure proper water management is practiced onsite.

LEAP Annual Activity Comparison



*Landscape Evaluation and Audit Program data was obtained through IEUA vendor invoicing.

Landscape Evaluation and Audit Program Water Savings

	Annual Savings (GPY)	Annual Savings (AF)	Lifetime Savings (AF)	Acreage
Residential	4,561,920	14	71	5
Commercial	18,899,382	58	290	32



Landscape Evaluation and Audit Program Cost / Benefit

CBWCD administers the LEAP program at a minimal cost to IEUA. CBWCD receives independent funding through a property tax collected from customers within its service area or “sphere of influence.” Given that CBWCD’s service area overlaps with IEUA’s, CBWCD provides LEAP without cost to program participants in the CBWCD service area. CBWCD only invoices IEUA for customers who fall outside of the CBWCD service area.

Outside Funding	IEUA Funding	MWD Funding	Total	IEUA Payback (Years)	IEUA Cost per Acre-foot
\$21,887	\$4,822	\$1,240	\$18,225	0.1	\$130

Landscape Evaluation and Audit Potential Program Enhancements

LEAP provides valuable information and expertise to homeowners, property managers, homeowner associations, institutional managers, and others about efficient water use. Recommendations for this Program include:

- Collaborating with customer agencies to identify and target top water users.
- Conducting individualized follow-ups verifying that recommendations are implemented.
- Assisting customers in making upgrades and receiving incentives to ensure water savings.



*Landscape Evaluation and Audit Program data was obtained through IEUA vendor invoicing.

Customer Agency Administered Programs

In addition to regionally administered programs, funding is provided for local programs. During FY 2022-23, Customer Agencies could allocate Flex funds to promote extraordinary conservation, respond to drought, and prepare to implement the new Regulatory Framework established by SB 606/AB1668. Funding opportunities may be locally implemented programming as long as it is not duplicative of a regionally offered IEUA project. These programs included:

CVWD Aqua Miser Toilet Retrofit Program

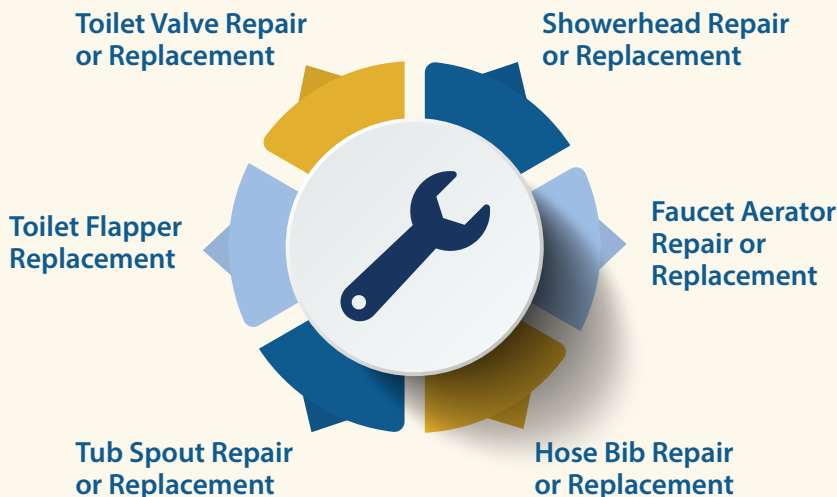
The Aqua Miser Toilet Retrofit Program is provided to multi-family properties within the CVWD service area. These patented devices work to retrofit compromised toilets, prevent water waste, detect leaks, and optimize flush volume, all done without the need to replace an entire toilet fixture.

In January 2023, CVWD launched its program and installed 119 Aqua Miser devices in a large Apartment Complex. As a result of this installation, it is estimated that the apartment complex will save 3 AF per year or 32 AF over the device's lifetime.



MVWD Indoor Leak Repair Program

In December 2022, MVWD launched its Indoor Leak Repair Program with its flex funds from the Core + Flex WUE Model. This program was enacted to address indoor water leaks and curb water waste for income-qualified, owner-occupied homes. By offering a professional inspection of potentially leaking plumbing fixtures, the following services may be offered at no cost to the homeowner:



The Indoor Leak Repair Program is estimated to save over an acre of water in its first year. Staff will review additional savings that may be obtained from the program in the next year.

Waterwise Education and Events

Landscape Workshops

Residents learn the latest ways to reduce their property’s landscape water usage in this series of courses. The courses cover the basics of efficient irrigation systems, the benefits of properly watering and fertilizing landscaping, landscape design techniques, and plant selections. Customer Agencies have the option to allocate funding toward workshops in their service areas as part of the Core + Flex WUE Model. Potential workshop topics include:

- Drought Tolerant Plants
- Landscape Design
- Water-Efficient Irrigation Systems and Plants
- Turf Removal
- Composting, Fertilizer, and Maintenance
- Edible Landscaping
- Composting, Water Management, and Pest Control
- Additional classes may be available upon request



Landscape Workshop Activity

Customer Agency	Class Description	Total Classes
CVWD	Design Your Own California Native Garden Drought and Water Use: Leak and Irrigation	2
WVWD	Landscape Basics Landscape Basics – Spanish Irrigation Systems and Water Capture Irrigation Systems and Water Capture – Spanish	4
Total		6

Landscape Workshop Potential Enhancements

Workshops bring value to customers and create opportunities to introduce people to a wide range of water efficiencies they may not have considered before. Recommendations for improving these workshops include:

- Introducing additional instructors who may add to the menu of currently offered workshop topics and language options.



- Including HOAs in workshop opportunities

*Landscape Workshop data was obtained through IEUA vendor invoicing.

Waterwise Garden and Pumpkin Festival Fall

The CBWCD held its annual Waterwise Garden and Pumpkin Festival on October 1, 2022, to educate the public through free, hands-on activities and workshops on the importance of using water wisely. This free and open public event includes WUE resources, waterwise education, children's crafts and activities, pumpkin succulent centerpiece making, a plant sale, free compost, food vendors, and a pumpkin patch. IEUA and its Customer Agencies, including Chino, Chino Hills, and FWC, sponsored the event through the Core + Flex WUE Model.



MVWD Waterwise Expo

The MVWD held its first WaterWise Expo event at the CBWCD on April 1, 2023, to provide their customers with resources to reduce water waste and increase the efficiency of water used. The event included exhibitors from local non-profits, community stakeholders, conservation experts, landscape and irrigation professionals, and more. MVWD utilized Flex funds to support the event, which included outreach, advertising, and logistical costs.



WVWD Earth Day Event

The WVWD held an Earth Day event at its headquarters on April 22, 2023, to educate their community on the importance of being water stewards. The Earth Day and Open House event showcased different departments and several workshops for kids and adults. Educational information and resources were provided to the community, including leak detection tabs, water hose nozzles, and more. Flex funds were used to promote the waterwise event via a postcard featuring key water-saving tips!

Memberships and Sponsorships


CalWEP/AWE Membership

The California Water Efficiency Partnership (CalWEP) and the Alliance for Water Efficiency (AWE) serve as a resource for IEUA and its Customer Agencies. The organizations provide their members with support for innovative programming, public policies, research, training, education, collaborative approaches, and partnerships. CalWEP has developed the “What the Framework” blog, which provides water utilities with an understanding of the State’s evolving regulations regarding Making Conservation a California Way of Life. The dues for these memberships are covered in partnership between MWD and IEUA.



**CALIFORNIA
WATER EFFICIENCY
PARTNERSHIP**

A Chapter of the Alliance *for* Water Efficiency



On May 31, CalWEP hosted its Peer-to-Peer conference in Long Beach, CA., with the option for participants to attend virtually. The event included two days of members joining to connect and collaborate over several WUE topics. IEUA was one of the sponsors of the event.

Water Saving Garden Friendly Website

IEUA partnered with Eastern Municipal Water District, Western Municipal Water District, and San Bernardino Valley Municipal Water District to provide the region with the Water Saving Garden Friendly Website. The GardenSoft tool allows users to explore beautiful, sustainable, climate-appropriate, drought-tolerant plants and trees that thrive in the Inland Empire. Users can add their favorite plants to a private list that can be printed and brought to their local nursery with a click of a button.




School Programs and Outreach Initiatives

National Theater for Children

The National Theatre for Children (NTC) program provides kindergarten through sixth-grade students with educational programming regarding using water wisely, water pollution, and more topics through entertaining school performances. In FY 2022-23, NTC delivered the *Showdown at Dry Gulch* education program to several schools within the IEUA service area. The Customer Agencies had the option to assign Flex funds for their schools to participate in the program, which consisted of:

- A 25-minute, live school assembly performance on water conservation
- Digital student playbooks with classroom and family activities
- Online teacher toolkit including educational standards, fun facts, and additional classroom activities and experiments
- Supplemental digital education materials made available at NTCplayworks.com

Last year, NTC conducted 69 school assembly performances, reaching 37 schools, 14,893 students, and 567 teachers in the participating Customer Agency service areas.



Customer Agency	Schools	Students
Chino	5	2,004
Chino Hills	2	8,904
FWC	10	3,636
MVWD	8	2,565
Ontario	10	4,998
Upland	2	800
Total	37	14,893

Teacher Feedback

"This was a great way for students to learn about the drought and what they can do to help save water. My students really enjoyed the program." – Chino, CA.

"My students loved the actors and watching the performance. They hope they have the opportunity to see another performance performed by NTC." – Fontana, CA.

"Thank you for this play and the message you gave to our students!" – Montclair, CA.

"This was a great assembly that I believe students will retain information. It also connected to what we're learning in 5th grade science." – Ontario, CA.

Garden in Every School®

Each year, the Garden in Every School Program® (GIES) awards a \$4,500 grant for up to four schools to establish a new water-wise garden or a \$1,000 mini-grant to participating schools to support the sustainability of existing gardens.

The remaining seven mini-grants were completed in FY 2022-23. The grants provided schools throughout IEUA's service area with new plants, new garden tools, and other items to help them maintain their gardens.

IEUA's External Affairs team is working closely with CBWCD to complete the final two GIES projects put on hold during the COVID-19 Pandemic.



Construction has been completed at Our Loving Savior of the Hills, located in Chino Hills. Planting is expected to be completed once the weather cools down in October. Randall Pepper Elementary School, located in Fontana, is the final garden to be completed for this program. It is expected to be completed in CY 2023.



Water Discovery Field Trip Program

IEUA continues to provide free educational field trips for schools to the Chino Creek Wetlands and Educational Park to promote the value of natural treatment wetlands, habitat creation for endangered/sensitive species, and environmental stewardship. IEUA offers a busing mini-grant, allowing schools and organizations to apply for transportation funding to and from the Chino Creek Wetlands and Educational Park to participate in the Water Discovery Field Trip Program.





In FY 2022-23, IEUA successfully hosted 1,946 students over the course of 42 in-person field trips.



For those unable to participate in a Water Discovery Field Trip, the Agency offers a suite of online education programs through Owlie's Virtual Adventures. Owlie's Virtual Adventures is an award-winning program created after the COVID-19 pandemic required organizations to transition to an online learning format. The education program features Wally's Water Conservation Camp, virtual field trips, a Water Scout Badge Program, a series of At-Home Activities from our popular Water Discovery Field Trip Program, and how-to videos on YouTube. Each program demonstrates a commitment to educating children about the importance of water resources, water-use efficiency methods, and the environment.


Since the program's inception, over 2,000 students have participated in a virtual field trip, and program resources have been accessed over 2,500 times.

IEUA's Regional "Water is Life" Student Art Poster Contest

IEUA hosts its annual "Water is Life" Student Art Poster Contest for grades K-12. The theme "Water is Life" or "Being Water Wise is..." was used to help students express their creativity while focusing on the importance of water.



Summer's Submission 1st grade



April's Submission 10th grade

In FY 2022-23, IEUA received 346 physical and virtual entries. The top 13 entries were entered in MWD's regional contest. The two winners announced from IEUA's service area were Summer Ibarra (1st grade—Liberty Elementary—Ontario) and April Miscioscia (10th grade—Upland High School—Upland). The winner's artwork will be featured in MWD's 2023-24 "Water is Life" calendar.

Water Engineering 4 Good

Water Engineering 4 Good (WE4G) is an online STEAM competition hosted by MWD for middle school through high school students. The reimagined program served as a substitute for MWD's popular Solar Cup™ challenge following the 2022 competition.



Through WE4G, teams have the opportunity to learn from water industry professionals about water supply issues and develop a possible engineering solution that could be used to conserve water inside or outside the home, in industry, in agriculture, or treatment and distribution. The teams then build a small-scale physical model out of recycled/upcycled materials and an animated CAD model of their engineering solution. Throughout the competition, teams document their progress through a video journal and social media posts, which are used later in the program as part of a multimedia presentation of their engineering solution. Final designs are presented to and judged by a panel of water industry experts.

Students who participate in WE4G will learn valuable STEAM, critical thinking, and presentation skills and gain early exposure to possible water industry careers.

IEUA co-sponsored two teams during the 2023 competition: Chino Hills High School and Upland High School. The two teams were recognized at MWD's Awards Ceremony in April 2023.

Community Outreach

IEUA participated in the following community outreach activities in coordination with Customer Agencies:

- March: Fix A Leak Week Leak Detection Kit Giveaway
- April: Earth Day Celebration
- May: Water Awareness Month FOG Lid Giveaway
- July: Smart Irrigation Month Hose Nozzle Giveaway



Earth Day Celebration


During April 2022, IEUA and Chino co-hosted a two-day Earth Day celebration event for students and the community at the Chino Creek Wetlands and Educational Park. The Earth Day celebration provided Water Discovery Field Trips to approximately 700 students, parents, and teachers on April 19 and hosted over 1,000 community members on April 20.

The celebration event featured 31 educational and interactive booths that allowed the public to learn how to protect the earth and do their part to help preserve our valuable natural resources. Students who joined us for a field trip enjoyed an environmental show and engaging activities to understand better proper recycling, the water cycle, water usage, and the wetlands and their functions. The Community Day event showcased hands-on, educational activities, animal encounters, train rides around the park, environmental exhibits, plant and compost education, water-saving technology, free giveaways, community performances, and much more.




IEUA's Social Media Outreach

Communicating with our customers and community means meeting them where they are. IEUA's social media platforms allow IEUA to provide up-to-the-minute information on events, promote the Agency's functions, news, education programs, water supply updates, water-wise tips, park updates, and wildlife facts. IEUA offers these updates via Facebook, YouTube, X (previously known as Twitter), Instagram, LinkedIn, Nextdoor, two educational blogs, a bi-annual E-Basin newsletter sent to stakeholders, and quarterly education newsletters. IEUA's education newsletters are sent directly to IEUA's subscriber list via email and are accessible on IEUA's website.



Water Education - Water Awareness Committee

The Water Education - Water Awareness Committee (WEWAC) promotes the importance of water conservation in Southern California through coordination and participation in community outreach projects and providing grant-funded opportunities for local educators. Projects include hosting booths at local resource and educational fairs, conducting water education workshops at local primary and secondary schools, offering grant and scholarship opportunities for educators and students, sponsoring an annual water conservation video contest, and sponsoring a broadcast media digital art contest.



THANK YOU

We appreciate the many contributors, partners, and communities that made the FY 2022/23 WUE Program possible. Thank you all for your dedication, work, and regional support.

*All IEUA Education and Outreach data was obtained through IEUA Program vendor invoicing and IEUA External Affairs Department reporting.



Inland Empire Utilities Agency

A MUNICIPAL WATER DISTRICT

Appendix A -

Regional Water Use Efficiency Programs

Summary Charts

IEUA Regional Conservation Programs Annual Report Summary Charts

Program	District Devices/ Rebates	Gallons Saved (year)	AF Saved (year)	AF Saved Lifetime	Funding Sources (dollars)				IEUA Payback Period (years)
					Outside Funding	IEUA	MWD	Total	
FY 2022-2023									
SoCal Water\$mart Residential Rebates									
High Efficiency Toilets (HET)	771	6,181,215	19	379	\$120	\$8,160	\$252,105	\$260,385	0.5
High Efficiency Clothes Washers (HECW)	729	8,196,548	25	352	\$3,573	\$33,000	\$61,965	\$98,538	1.4
Rotating Nozzles for Pop-up Spray Heads (8 Apps/ 299 Nozzles)	8	428,754	1	7	\$0	\$897	\$598	\$1,495	0.7
Weather based Irrigation Controllers (WBIC)	456	6,152,471	19	189	\$0	\$20,560	\$90,541	\$111,101	1.1
Weather based Irrigation Controllers for Large Landscapes (0 Stations)	0	0	0	0	\$0	\$0	\$0	\$0	0.0
Irrigation Controller + Add on	3	40,477	0.1	1	\$0	\$340	\$480	\$820	2.9
Hose Bib Controller	1	13,492	0.04	0.41	\$0	\$0	\$140	\$140	0.0
Turf Replacement (406,721 sq. ft.)	262	23,799,180	73	2,191	\$77,693	\$383,315	\$806,378	\$1,267,386	5.5
Rain Barrels	23	14,242	0.04	0.22	\$0	\$0	\$805	\$805	0.0
Cisterns	1	2,477	0.01	0.00	\$0	\$0	\$250	\$250	0.0
Soil Moisture Sensor Systems	0	0	0	0	\$0	\$0	\$0	\$0	0.0
Flow Monitor Device on Utility Meter	29	472,555	1	15	\$0	\$1,620	\$2,898	\$4,518	1.2
Flow Monitor Device on Customer Property	0	0	0	0	\$0	\$0	\$0	\$0	0.0
Low-flow Showerheads	3,096	4,246,624	13	65	\$0	\$0	\$40,248	\$40,248	0.0
Faucet Aerators	2,469	1,621,321	5	25	\$0	\$0	\$10,602	\$10,602	0.0
Subtotal	7,848	51,169,355	157	3224	\$81,386	\$447,892	\$1,267,010	\$1,796,288	
IEUA Locally Implemented Residential Programs									
Landscape Tune-Up Program (10,679 Nozzles)	1,341	101,391,401	311	622	\$0	\$340,968	\$201,150	\$542,118	1.2
Large Landscape Retrofit Program (319 WBIC/ 157 Nozzles)	225	4,533,204	14	136	\$0	\$169,391	\$25,834	\$195,225	12.8
Small Site Controller Upgrade Program (833 WBIC)	745	11,225,560	34	344	\$0	\$431,794	\$66,560	\$498,354	13.2
Residential Pressure Regulation Program	149	670,116	2	21	\$0	\$85,374	\$3,350	\$88,724	43.6
Subtotal	2,460	117,820,281	362	1123	\$0	\$1,027,527	\$296,894	\$1,324,421	
SoCal Water\$mart Commercial Rebates									
High Efficiency Toilets (HET)	659	5,283,295	16	324	\$0	\$0	\$164,750	\$164,750	0.0
Waterless Urinals	0	0	0	0	\$0	\$0	\$0	\$0	0.0
Cooling Tower Controller	6	1,259,278	4	19	\$0	\$1,830	\$4,270	\$6,100	0.5
Weather Based Irrigation Controllers for Large Landscapes (457 Stations)	23	2,665,960	8	82	\$0	\$6,855	\$15,661	\$22,516	0.9
Irrigation Controller + Add on	2	204,176	1	6	\$0	\$525	\$1,225	\$1,750	0.9
Rotating Nozzles for Pop-up Spray Heads (1 App/ 344 Nozzles)	1	493,282	2	8	\$0	\$1,032	\$688	\$1,720	0.7
Large Rotary Nozzles	0	0	0	0	\$0	\$0	\$0	\$0	0.0
Central Computerized Irrigation Controller (0 Stations)	0	0	0	0	\$0	\$1,830	\$4,270	\$6,100	0.0
Laminar Flow Restrictor	0	0	0	0	\$0	\$0	\$0	\$0	0.0
Air-Cooled Ice Machine	0	0	0	0	\$0	\$0	\$0	\$0	0.0
Turf Replacement (147,497 sq. ft.)	18	6,342,371	19	584	\$19,242	\$127,755	\$294,994	\$441,991	6.9
Soil Moisture Sensor Systems	0	0	0	0	\$0	\$0	\$0	\$0	0.0
Plumbing Flow Control	0	0	0	0	\$0	\$0	\$0	\$0	0.0
Subtotal	709	16,248,362	50	1,023	\$19,242	\$139,827	\$485,858	\$644,927	
Additional Water Use Efficiency Programming									
CBWCD Residential and Commercial Landscape Evaluation Audit Program	85	23,553,430	72	361	\$21,887.00	\$4,822.00	\$1,240.00	\$27,949.00	0.1
Customer Agency Implemented Local Programs	119	104,259,757	3	33	\$0.00	\$28,557.00	\$0.00	\$28,557.00	9.4
Subtotal	204	24,596,027	75	395	\$21,887	\$33,379	\$1,240	\$56,506	
FINAL TOTAL	11,221	209,834,024	644	5,764	\$122,515	\$1,648,625	\$2,051,002	\$3,822,142	

$$^{(1)} \text{ Payback period} = \frac{\text{Total IEUA direct program costs}}{\text{AF saved/year} \times \text{MWD Tier II rate/AF}}$$

IEUA Regional Conservation Programs Annual Report Summary Charts

Program	District Devices/ Rebates	Gallons Saved (year)	AF Saved (year)	AF Saved Lifetime	Funding Sources (dollars)				IEUA Payback Period (years)
					Outside Funding	IEUA	MWD	Total	
FY 2021-2022									
SoCal Water\$mart Residential Rebates									
High Efficiency Toilets (HET)	58	464,994	1	29	\$0	\$3,480	\$2,320	\$5,800	2.9
High Efficiency Clothes Washers (HECW)	977	10,984,948	34	472	\$2,210	\$32,400	\$83,045	\$117,655	1.2
Rotating Nozzles for Pop-up Spray Heads (54 Apps/ 2,839 Nozzles)	54	4,022,258	12	62	\$0	\$8,517	\$5,640	\$14,157	0.8
Weather based Irrigation Controllers (WBIC)	352	4,749,276	15	146	\$0	\$28,160	\$27,290	\$55,450	2.3
Weather based Irrigation Controllers for Large Landscapes (16 Stations)	1	93,338	0	3	\$0	\$160	\$250	\$410	0.7
Irrigation Controller + Add on	71	957,950	3	29	\$0	\$5,680	\$5,680	\$11,360	2.3
Hose Bib Controller	4	23,334	0	1	\$0	\$0	\$140	\$140	0.0
Turf Replacement (144,402 sq. ft.)	82	8,664,120	27	798	\$14,077	\$141,977	\$287,786	\$443,840	6.4
Rain Barrels	10	6,192	0	0	\$0	\$350	\$350	\$350	0.0
Cisterns	0	0	0	0	\$0	\$0	\$0	\$0	0.0
Soil Moisture Sensor Systems	0	0	0	0	\$0	\$0	\$0	\$0	0.0
Flow Monitor Device on Utility Meter	28	456,260	1	14	\$0	\$1,669	\$2,777	\$4,446	1.4
Flow Monitor Device on Customer Property	1	16,295	0	1	\$0	\$60	\$100	\$160	1.4
Subtotal	1,638	30,438,966	93	1553	\$16,287	\$222,103	\$415,379	\$653,768	
IEUA Locally Implemented Residential Programs									
Landscape Tune-Up Program	1,057	79,918,502	245	490	\$0	\$279,065	\$145,800	\$424,865	1.4
Residential Landscape Retrofit Program (288 WBIC / 281 Nozzles)	194	4,288,714	13	125	\$0	\$117,401	\$49,485	\$166,886	10.7
Res. Education, Survey, and Controller Upgrade Program (839 WBIC)	738	11,320,006	35	347	\$0	\$423,247	\$63,280	\$486,527	14.7
Residential Pressure Regulation Program	376	1,691,030	5	52	\$0	\$217,809	\$9,350	\$227,159	50.6
Leak Detection Pilot Program	3	73,328	0	2	\$0	\$514	\$0	\$514	2.8
Subtotal	2,368	97,291,579	299	1017	\$0	\$1,038,036	\$267,915	\$1,305,951	
SoCal Water\$mart Commercial Rebates									
High Efficiency Toilets (HET)	390	3,126,685	10	192	\$0	\$23,400	\$15,600	\$39,000	2.9
Waterless Urinals	0	0	0	0	\$0	\$0	\$0	\$0	0.0
Cooling Tower Controller	0	0	0	0	\$0	\$0	\$0	\$0	0.0
Weather Based Irrigation Controllers for Large Landscapes (1,104 Stations)	40	6,440,305	20	198	\$0	\$16,560	\$38,640	\$55,200	1.0
Rotating Nozzles for Pop-up Spray Heads (1 App/ 110 Nozzles)	1	157,736	0	2	\$0	\$330	\$220	\$550	0.8
Large Rotary Nozzles	0	0	0	0	\$0	\$0	\$0	\$0	0.0
Central Computerized Irrigation Controller (0 Stations)	0	0	0	0	\$0	\$0	\$0	\$0	0.0
Laminar Flow Restrictor	0	0	0	0	\$0	\$0	\$0	\$0	0.0
Air-Cooled Ice Machine	0	0	0	0	\$0	\$0	\$0	\$0	0.0
Turf Replacement (115,173 sq. ft.)	5	4,952,439	15	456	\$12,021	\$100,173	\$200,346	\$312,540	7.9
Soil Moisture Sensor Systems	0	0	0	0	\$0	\$0	\$0	\$0	0.0
Plumbing Flow Control	0	0	0	0	\$0	\$0	\$0	\$0	0.0
Subtotal	436	14,677,165	45	848	\$12,021	\$140,463	\$254,806	\$407,290	
Additional Water Use Efficiency Programming									
CBWCD Residential and Commercial Landscape Evaluation Audit Program	148	4,464,830	14	69	\$11,228	\$15,730	\$11,738	\$38,696	1.4
Customer Agency Implemented - MVWD CII Nozzle Retrofit Program (54 Nozzles)	5	77,434	0	1	\$496	\$496	\$0	\$991	2.5
Subtotal	153	4,542,264	14	70	\$11,724	\$16,226	\$11,738	\$39,687	
DWR-SAWPA-MWDOC IRWM Prop 1 Round 1 Grant									
Regional Landscape Rebate Project Reimbursement	0	0	0	0	\$0	-\$712,514	\$0	-\$712,514	
FINAL TOTAL	4,595	146,949,973	451	3,488	\$40,031	\$704,313	\$949,837	\$1,694,181	

$$^{(1)} \text{ Payback period} = \frac{\text{Total IEUA direct program costs}}{\text{AF saved/year} \times \text{MWD Tier II rate/AF}}$$

IEUA Regional Conservation Programs Annual Report

Summary Charts

Program	District Devices/ Rebates	Gallons Saved (year)	AF Saved (year)	AF Saved Lifetime	Funding Sources (dollars)			IEUA Payback Period (years)	
					Outside Funding	IEUA	MWD		Total
FY 2020-2021									
SoCal WaterSmart Residential Rebates									
High Efficiency Toilets (HET)	140	1,122,400	3	69	\$0	\$8,400	\$5,600	\$14,000	2.9
High Efficiency Clothes Washers (HECW)	980	11,018,679	34	473	\$2,610	\$73,500	\$83,300	\$159,410	2.6
Rotating Nozzles for Pop-up Spray Heads (73 Apps/ 3,393 Nozzles)	73	4,865,426	15	75	\$0	\$10,179	\$6,786	\$16,965	0.8
Weather based Irrigation Controllers (WBIC)	586	7,906,464	24	243	\$0	\$46,880	\$46,534	\$93,414	2.3
Hose Bib Controller	7	94,445,820	0	3	\$0	\$0	\$245	\$245	0.0
Turf Replacement (165,414 sq. ft.)	101	9,924,840	30	914	\$17,151	\$165,056	\$327,288	\$509,495	6.5
Rain Barrels	19	11,765	0	0	\$0	\$0	\$665	\$665	0.0
Cisterns	1	2,477	0	0	\$0	\$0	\$300	\$300	0.0
Soil Moisture Sensor Systems	0	0	0	0	\$0	\$0	\$0	\$0	0.0
IEUA Locally Implemented Residential Programs									
Landscape Tune-Up Program	1,153	87,176,946	267	535	\$0	\$250,015	\$172,800	\$422,815	1.1
Residential Landscape Retrofit Program (342 WBIC / 1164 Nozzles)	250	6,283,482	19	168	\$0	\$172,460	\$34,084	\$206,544	10.8
Res. Education, Survey, and Controller Upgrade Program (802 WBIC)	724	10,820,793	33	332	\$0	\$277,119	\$185,692	\$462,811	10.0
Residential Pressure Regulation Program	325	1,461,662	4	45	\$0	\$182,130	\$8,100	\$190,230	48.9
Leak Detection Pilot Program	127	3,104,198	10	95	\$0	\$9,594	\$12,164	\$21,758	1.2
Subtotal	4,486	143,793,577	441	2951	\$19,761	\$1,195,332	\$883,558	\$2,098,651	
SoCal WaterSmart Commercial Rebates									
High Efficiency Toilets (HET)	1	8,017	0	0	\$0	\$60	\$40	\$100	2.9
Waterless Urinals	2	79,976	0	5	\$0	\$400	\$400	\$800	2.0
Cooling Tower Controller	0	0	0	0	\$0	\$0	\$0	\$0	0.0
Weather Based Irrigation Controllers (WBIC)	58	243,838	1	7	\$0	\$870	\$2,030	\$2,900	1.4
Rotating Nozzles for Pop-up Spray Heads (1 App/ 77 Nozzles)	1	110,415	0	2	\$0	\$231	\$154	\$385	0.8
Large Rotary Nozzles	0	0	0	0	\$0	\$0	\$0	\$0	0.0
Central Computerized Irrigation Controller	4	16,816	0	1	\$0	\$60	\$140	\$200	1.4
Laminar Flow Restrictor	191	1,431,679	4	22	\$0	\$1,910	\$1,910	\$3,820	0.5
Air-Cooled Ice Machine	0	0	0	0	\$0	\$0	\$0	\$0	0.0
Turf Replacement (358,828 sq. ft.)	23	15,429,604	47	1,420	\$53,509	\$252,228	\$504,456	\$810,193	6.4
Soil Moisture Sensor Systems	0	0	0	0	\$0	\$0	\$0	\$0	0.0
Plumbing Flow Control	22	30,113	0	1	\$0	\$110	\$110	\$220	1.4
Subtotal	302	17,350,459	53	1,458	\$53,509	\$255,869	\$509,240	\$818,618	
TOTAL	4,788	161,144,036	494	4,409	\$73,270	\$1,451,201	\$1,392,798	\$2,917,269	

⁽¹⁾ Payback period = $\frac{\text{Total IEUA direct program costs}}{\text{AF saved/year} \times \text{MWD Tier II rate/AF}}$

IEUA/CBWCDC Landscape Evaluation Program									
Residential, Commercial, Industrial, and Institutional Audits	16	16,347,144	50	251	\$3,906	\$118	\$440	\$4,464	0.0
TOTAL	4,804	177,491,180	546	4,659	\$77,176	\$1,451,319	\$1,393,238	\$2,921,733	

IEUA Regional Conservation Programs Annual Report Summary Charts

Program	District Devices/ Rebates	Gallons Saved (year)	AF Saved (year)	AF Saved Lifetime	Funding Sources (dollars)				IEUA Payback Period (years)
					Outside Funding	IEUA	MWD	Total	
FY 2019-2020									
SoCal WaterSmart Residential Rebates									
High Efficiency Toilets (HET)	521	4,176,930	13	256	\$0	\$31,260	\$20,840	\$52,100.00	2.9
High Efficiency Clothes Washers (HECW)	429	4,823,483	15	207	\$1,580	\$32,175	\$36,465	\$70,220.00	2.6
Rotating Nozzles for Pop-up Spray Heads (27 Apps/ 1,275 Nozzles)	27	1,828,299	6	28	\$0	\$3,825	\$2,550	\$6,375.00	0.8
Weather based Irrigation Controllers (WBIC)	578	7,798,526	24	239	\$0	\$46,240	\$46,240	\$92,480.00	2.3
Turf Replacement (184,286 sq. ft.)	123	7,924,298	24,3151	243	\$18,223	\$152,332	\$360,644	\$531,198.50	7.5
Rain Barrels	9	5,573	0	0	\$0	\$0	\$315	\$315.00	0.0
Cisterns	0	0	0	0	\$0	\$0	\$0	\$0.00	0.0
Soil Moisture Sensor Systems	0	0	0	0	\$0	\$0	\$0	\$0.00	0.0
IEUA Locally Implemented Residential Programs									
Landscape Tune-Up Program	450	34,023,960	104	209	\$0	\$94,603	\$69,786	\$164,389	1.1
Residential Landscape Retrofit Program (248 WBIC / 309 Nozzles)	183	3,789,174	12	109	\$2,976	\$71,143	\$72,210	\$146,329	7.4
Res. Education, Survey, and Controller Upgrade Program (474 WBIC)	429	6,395,331	20	196	\$0	\$186,171	\$96,096	\$282,267	11.4
Residential Pressure Regulation Program	323	1,452,667	4	45	\$0	\$99,932	\$77,242	\$177,174	27.0
Leak Detection Pilot Program	111	2,713,118	8	83	\$0	\$19,017	\$0	\$19,017	2.8
Subtotal	3,183	74,931,359	230	1616	\$22,778	\$736,697	\$782,388	\$1,541,863	
SoCal WaterSmart Commercial Rebates									
High Efficiency Toilets (HET)	1,539	12,338,378	38	757	\$0	\$92,340	\$61,560	\$153,900	2.9
Waterless Urinals	0	0	0	0	\$0	\$0	\$0	\$0	0.0
Cooling Tower Controller	0	0	0	0	\$0	\$0	\$0	\$0	0.0
Weather Based Irrigation Controllers (WBIC)	88	369,962	1	11	\$0	\$1,320	\$3,080	\$4,400	1.4
Rotating Nozzles for Pop-up Spray Heads (0 Apps/ 0 Nozzles)	0	0	0	0	\$0	\$0	\$0	\$0	0.0
Large Rotary Nozzles	0	0	0	0	\$0	\$0	\$0	\$0	0.0
Central Computerized Irrigation Controller	0	0	0	0	\$0	\$0	\$0	\$0	0.0
Laminar Flow Restrictor	2,261	16,947,778	52	260	\$0	\$22,610	\$22,610	\$45,220	0.5
Air-Cooled Ice Machine	0	0	0	0	\$0	\$0	\$0	\$0	0.0
Turf Replacement (28 Apps)	28	13,707,454	42	421	\$89,866	\$157,306	\$611,556	\$858,728	4.5
Soil Moisture Sensor Systems	0	0	0	0	\$0	\$0	\$0	\$0	0.0
Plumbing Flow Control	360	492,761	2	15	\$0	\$1,800	\$1,800	\$3,600	1.4
Subtotal	4,276	43,856,333	135	1,464	\$89,866	\$275,376	\$700,606	\$1,065,848	
TOTAL	7,459	118,787,691	364	3,081	\$112,644	\$1,012,073	\$1,482,994	\$2,607,711	

⁽¹⁾ Payback period = $\frac{\text{Total IEUA direct program costs}}{\text{AF saved/year} \times \text{MWD Tier II rate/AF}}$

IEUA/CBWD Landscape Evaluation Program									
Residential, Commercial, Industrial, and Institutional Audits	144	13,863,786	43	213	\$15,937	\$9,697	\$9,810	\$35,444.00	0.3
TOTAL	7,603	132,651,477	408	3,292	\$128,581	\$1,021,770	\$1,492,804	\$2,643,155	

IEUA Regional Conservation Programs Annual Report Summary Charts

Program	District Devices/ Rebates	Gallons Saved (year)	AF Saved (year)	AF Saved Lifetime	Funding Sources (dollars)				IEUA Payback Period (years)
					Outside Funding	IEUA	MWD	Total	
FY 2018-2019									
SoCal Water\$mart Residential Rebates									
High Efficiency Toilets (HET)	148	1,186,537	4	73	0	8,880	5,920	14,800	3.1
High Efficiency Clothes Washers (HECW)	695	7,814,267	24	336	0	52,125	59,075	111,200	2.7
Rotating Nozzles for Pop-up Spray Heads (51 Apps/ 2,465 Nozzles)	51	3,534,204	11	54	0	7,395	4,930	12,325	0.9
Weather based Irrigation Controllers (WBIC)	562	7,582,650	23	233	0	44,960	44,960	89,920	2.4
Turf Removal (71,257 Sq. Ft.)	57	3,064,051	9	94	2,985	60,340	119,167	182,492	8.0
Rain Barrels	15	9,288	0	0	0	0	525	525	0.0
Cisterns	4	0	0	0	0	0	1,200	1,200	0.0
Soil Moisture Sensor Systems	1	13,492	0	0	0	0	80	80	0.0
IEUA Locally Implemented Residential Programs									
Landscape Tune-Up Program (125 Small/ 38 Large)	163	N/A	N/A	N/A	88,227	0	0	88,227	0.0
Residential Landscape Retrofit Program (125 WBIC / 1,544 Nozzles)	89	7,991,003	25	91	40,231	0	41,873	82,103	0.0
Res. Education, Survey, and Controller Upgrade Program (256 WBIC)	234	3,454,019	11	106	0	97,885	59,994	157,880	11.6
Residential Pressure Regulation Program	396	15,228,655	47	467	0	105,025	100,907	205,932	2.8
Subtotal	2,415	49,878,166	153	1,454	\$131,443	\$376,611	\$438,631	\$946,684	
SoCal Water\$mart Commercial Rebates									
High Efficiency Toilets (HET)	506	4,056,673	12	249	0	30,360	20,240	50,600	3.1
Waterless Urinals	0	0	0	0	0	0	0	0	0.0
Cooling Tower Controller	2	419,759	1	6	0	750	1,250	2,000	0.7
Weather Based Irrigation Controllers (WBIC)	59	248,042	1	8	0	885	2,065	2,950	1.5
Rotating Nozzles for Pop-up Spray Heads (1 App/ 231 Nozzles)	1	0	0	0	0	3	2	5	0.0
Large Rotary Nozzles	0	0	0	0	0	0	0	0	0.0
Central Computerized Irrigation Controller	0	0	0	0	0	0	0	0	0.0
Laminar Flow Restrictor	0	0	0	0	0	0	0	0	0.0
Air-Cooled Ice Machine	0	0	0	0	0	0	0	0	0.0
Turf Removal (19,801 Sq. Ft.)	5	847,795	3	26	0	18,275	39,602	57,877	8.8
Soil Moisture Sensor Systems	0	0	0	0	0	0	0	0	0.0
Plumbing Flow Control	547	748,723	2	23	0	2,735	2,735	5,470	1.5
Subtotal	1,120	6,320,992	19	312	\$0	\$74,653	\$65,894	\$140,547	
TOTAL	3,535	56,199,158	172	1,766	\$131,443	\$451,264	\$504,525	\$1,087,231	

⁽¹⁾ Payback period = $\frac{\text{Total direct program costs}}{\text{AF saved/year} \times \text{MWD Tier II rate/AF}}$

IEUA/CBWCD Landscape Evaluation Program									
Residential, Commercial, Industrial, and Institutional Audits	161	36,781,074	113	564	\$0.00	\$7,272	\$15,453	\$22,725.00	0.1
TOTAL	3,696	92,980,232	285	2,331	\$131,443	\$458,536	\$519,978	\$1,109,956	

IEUA Regional Conservation Programs Annual Report Summary Charts

Program	District Devices/ Rebates	Gallons Saved (year)	AF Saved (year)	AF Saved Lifetime	Funding Sources (dollars)				Payback Period (years) ⁽¹⁾
					Outside Funding	IEUA	MWD	Total	
FY 2017-2018									
SoCal Water\$mart Residential Rebates									
High Efficiency Toilets (HET)	705	5,652,084	17	347	0	42,300	28,200	70,500	5.3
High Efficiency Clothes Washers (HECW)	923	10,377,797	32	446	0	59,995	78,455	138,450	5.6
Rotating Nozzles for Pop-up Spray Heads (170 Apps/ 13,442 Nozzles)	13,442	19,272,442	59	296	0	40,326	26,884	67,210	1.5
Weather based Irrigation Controllers (WBIC)	311	4,101,647	13	126	0	21,770	24,880	46,650	4.8
Turf Removal (0 Sq. Ft.)	0	0	0	0	0	0	0	0	0.0
Rain Barrels	19	10,527	0	0	0	0	665	665	26.7
Cisterns	35	0	0	0	0	0	10,500	10,500	0.0
Soil Moisture Sensor Systems	0	0	0	0	0	0	0	0	0.0
IEUA Locally Implemented Residential Programs									
FreeSprinklerNozzles.com Program	2,526	3,622,183	11	56	0	3,877	5,052	8,929	1.0
Residential Landscape Retrofit Program (159 WBIC / 2,421 Nozzles)	108	5,616,235	17	129	51,732	2,069	49,663	103,464	7.8
Residential Education, Survey, and Controller Upgrade Program	145	2,307,176	7	71	0	85,869	16,356	102,225	18.7
Residential Pressure Regulation Program	397	15,267,111	47	468	0	96,999	86,018	183,017	5.1
Subtotal	18,611	66,227,202	203	1938	\$51,732	\$353,205	\$326,673	\$731,610	
SoCal Water\$mart Commercial Rebates									
High Efficiency Toilets (HET)	747	5,988,804	18	368	0	44,820	29,880	74,700	5.3
Waterless Urinals	0	0	0	0	0	0	0	0	0.0
Cooling Tower Controller	0	0	0	0	0	0	0	0	0.0
Weather Based Irrigation Controllers (WBIC)	47	197,593	1	6	0	0	0	0	0.0
Rotating Nozzles for Pop-up Spray Heads (12 Apps/ 14,870 Nozzles)	14,870	21,322,985	65	327	0	29,740	29,740	59,480	1.2
Large Rotary Nozzles	0	0	0	0	0	0	0	0	0.0
Central Computerized Irrigation Controller	0	0	0	0	0	0	0	0	0.0
Laminar Flow Restrictor	0	0	0	0	0	0	0	0	0.0
Air-Cooled Ice Machine	1	50,189	0	2	0	1,000	1,000	2,000	16.8
Turf Removal (0 Sq. Ft.)	0	0	0	0	0	0	0	0	0.0
Soil Moisture Sensor Systems	0	0	0	0	0	0	0	0	0.0
Plumbing Flow Control	1,363	1,865,647	6	45	0	13,630	6,815	20,445	4.6
IEUA Locally Implemented Commercial Programs									
FreeSprinklerNozzles.com Program	14,050	19,480,086	60	299	0	40,077	28,100	68,177	1.5
Subtotal	31,078	48,905,304	150	1,046	\$0	\$129,267	\$95,535	\$224,802	
TOTAL	49,689	115,132,505	353	2,985	\$51,732	\$482,472	\$422,208	\$956,412	

⁽¹⁾ Payback period = $\frac{\text{Total direct program costs}}{\text{AF saved/year} \times \text{MWD Tier II rate/AF}}$

IEUA/CBWCD Landscape Evaluation Program									
Residential, Commercial, Industrial, and Institutional Audits	104	9,816,108	30	151	\$0.00	\$15,525	\$9,300	\$24,825.00	1.1
TOTAL	49,793	124,948,613	383	3,135	\$51,732	\$497,997	\$431,508	\$981,237	

IEUA Regional Conservation Programs Annual Report Summary Charts

Program	District Devices/ Rebates	Gallons Saved (year)	AF Saved (year)	AF Saved Lifetime	Funding Sources (dollars)				Payback Period (years) ⁽¹⁾
					Outside Funding	IEUA	MWD	Total	
FY 2016-2017									
SoCal WaterSmart Residential Rebates									
High Efficiency Toilets (HET)	3,444	27,611,030	85	1,694	\$0	\$249,565	\$137,500	\$387,065	6.1
High Efficiency Clothes Washers (HECW)	690	7,758,050	24	333	\$0	\$14,205	\$58,565	\$72,770	4.1
Rotating Nozzles for Pop-up Spray Heads	4,555	6,530,706	20	100	\$0	\$1,260	\$1,961	\$3,221	0.2
Weather based Irrigation Controllers (WBIC)	334	4,506,415	14	138	\$0	\$9,599	\$26,952	\$36,551	3.6
Turf Removal (255,091 Sq. Ft.)	166	10,807,440	33	332	\$0	\$0	\$478,360	\$478,360	19.4
Rain Barrels	275	170,283	1	3	\$0	\$0	\$19,980	\$19,980	51.4
Cisterns	1	0	0	0	\$0	\$0	\$300	\$300	0.0
Soil Moisture Sensor Systems	0	0	0	0	\$0	\$0	\$0	\$0	0.0
IEUA Locally Implemented Residential Programs									
FreeSprinklerNozzles.com Program	2,948	4,227,314	13	65	\$0	\$4,770	\$5,896	\$10,666	1.1
Residential Landscape Retrofit Program (239 WBIC / 2,124 Nozzles)	163	6,270,381	19	146	\$75,673	\$2,314	\$73,359	\$151,347	10.6
Residential Education, Survey, and Controller Upgrade Program	153	2,064,316	6	63	\$0	\$66,463	\$28,228	\$94,690	20.1
Residential Pressure Regulation Program	161	2,866,616	13	130	\$0	\$23,821	\$26,244	\$50,065	5.2
Subtotal	12,890	72,812,551	228	3,004	\$75,673	\$371,997	\$857,344	\$1,305,014	
SoCal WaterSmart Commercial Rebates									
High Efficiency Toilets (HET)	611	4,898,473	15	301	\$0	\$29,170	\$65,350	\$94,520	8.5
Waterless Urinals	0	0	0	0	\$0	\$0	\$0	\$0	0.0
Cooling Tower Controller	2	419,696	1	6	\$0	\$290	\$1,750	\$2,040	2.1
Weather Based Irrigation Controllers (WBIC)	139	584,371	2	18	\$0	\$36,139	\$158,628	\$194,767	146.0
Rotating Nozzles for Pop-up Spray Heads	5,175	7,420,743	23	114	\$0	\$10,350	\$10,350	\$20,700	1.2
Large Rotary Nozzles	0	0	0	0	\$0	\$0	\$0	\$0	0.0
Central Computerized Irrigation Controller	0	0	0	0	\$0	\$0	\$0	\$0	0.0
Laminar Flow Restrictor	0	0	0	0	\$0	\$0	\$0	\$0	0.0
Air-Cooled Ice Machine	1	50,189	0	2	\$0	\$1,000	\$1,000	\$2,000	17.5
Turf Removal (637,916 Sq. Ft.)	22	27,026,587	83	829	\$0	\$100,878	\$732,615	\$833,493	13.5
Soil Moisture Sensor Systems	0	0	0	0	\$0	\$0	\$0	\$0	0.0
Plumbing Flow Control	1,191	1,630,217	5	50	\$0	\$5,955	\$5,955	\$11,910	3.2
IEUA Locally Implemented Commercial Programs									
FreeSprinklerNozzles.com Program	4,090	5,331,724	16	82	\$0	\$12,270	\$8,180	\$20,450	1.7
Subtotal	11,231	47,362,000	145	1,401	\$0	\$196,052	\$983,828	\$1,179,880	
TOTAL	24,121	120,174,550	373	4,406	\$75,673	\$568,049	\$1,841,172	\$2,484,894	

$$^{(1)} \text{ Payback period} = \frac{\text{Total direct program costs}}{\text{AF saved/year} \times \text{MWD Tier II rate/AF}}$$

IEUA/CBWCD Landscape Evaluation Program									
Residential, Commercial, Industrial, and Institutional Audits	49	15,966,699	54	270	\$0.00	\$3,406	\$396	\$3,802.00	0.1
TOTAL	24,170	136,141,249	427	4,676	\$75,673	\$571,455	\$1,841,568	\$2,488,696	

IEUA Regional Conservation Programs Annual Report Summary Charts

Program	District Devices/ Rebates	Gallons Saved (year)	AF Saved (year)	AF Saved Lifetime	Funding Sources (dollars)				Payback Period (years) ⁽¹⁾
					Outside Funding	IEUA	MWD	Total	
FY 2015-2016									
SoCal WaterSmart Residential Rebates									
High Efficiency Toilets (HET)	3,355	46,469,266	143	2,852	\$0	\$106,819	\$325,974	\$432,794	4.2
High Efficiency Clothes Washers (HECW)	959	10,782,564	33	477	\$0	\$16,900	\$80,240	\$97,140	4.1
Rotating Nozzles for Pop-up Spray Heads	5,173	7,417,842	23	114	\$0	\$0	\$11,182	\$11,182	0.7
Weather based Irrigation Controllers (WBIC)	271	28,703,643	88	881	\$0	\$5,553	\$26,128	\$31,681	0.5
Turf Removal (1,596,789 Sq. Ft.)	813	67,651,160	208	2,076	\$5,000	\$0	\$3,049,732	\$3,054,732	20.4
Rain Barrels	683	422,920	1	7	\$0	\$0	\$32,959	\$32,959	35.2
Soil Moisture Sensor Systems	2	26,985	0	1	\$0	\$42	\$160	\$202	3.4
IEUA Locally Implemented Residential Programs									
FreeSprinklerNozzles.com Program	8,755	12,554,320	39	193	\$0	\$14,008	\$17,510	\$31,518	1.1
Residential Landscape Retrofit Program (778 WBIC/9,135 Nozzles)	501	125,539,222	385	3,653	\$239,202	\$0	\$239,202	\$478,405	1.7
Landscape Transformation Program (26,900 Sq. Ft.)	30	1,162,974	4	36	\$8,070	\$81,929	\$0	\$89,999	35.0
Residential Pressure Regulation Program	10	3,910,800	12	120	\$0	\$3,419	\$2,281	\$5,700	0.7
Subtotal	20,552	304,641,696	935	10,408	\$252,272	\$228,670	\$3,785,370	\$4,266,312	
SoCal WaterSmart Commercial Rebates									
High Efficiency Toilets (HET)	6,598	91,421,175	281	5,610	\$0	\$225,020	\$815,980	\$1,041,000	5.1
Waterless Urinals	17	679,795	2	42	\$0	\$491	\$3,400	\$3,891	2.6
Cooling Tower Controller	0	0	0	0	\$0	\$0	\$0	\$0	0.0
Weather Based Irrigation Controllers (WBIC)	212	22,454,510	69	689	\$0	\$25,596	\$131,399	\$156,995	3.2
Rotating Nozzles for Pop-up Spray Heads	19,391	27,805,918	85	427	\$0	\$8,800	\$72,974	\$81,774	1.3
Large Rotary Nozzles	0	0	0	0	\$0	\$0	\$0	\$0	0.0
Central Computerized Irrigation Controller	0	0	0	0	\$0	\$0	\$0	\$0	0.0
Laminar Flow Restrictor	210	1,574,097	5	24	\$0	\$2,100	\$2,100	\$4,200	1.2
Air-Cooled Ice Machine	7	351,320	1	11	\$0	\$1,000	\$5,000	\$6,000	7.7
Turf Removal (3,337,120Sq. Ft.)	116	141,383,763	434	4,338	\$0	\$1,299,068	\$5,486,869	\$6,785,937	21.7
Soil Moisture Sensor Systems	1	0	0	0	\$0	\$0	\$980	\$980	105.4
Plumbing Flow Control	7,874	10,777,774	33	331	\$0	\$24,085	\$24,085	\$48,170	2.0
IEUA Locally Implemented Commercial Programs									
FreeSprinklerNozzles.com Program	10,890	14,209,240	44	218	\$0	\$17,212	\$21,780	\$38,992	1.2
Subtotal	45,316	310,657,592	953	11,690	\$0	\$1,603,371	\$6,564,567	\$8,167,938	
TOTAL	65,868	615,299,287	1,888	22,098	\$252,272	\$1,832,041	\$10,349,937	\$12,434,250	

$$^{(1)} \text{ Payback period} = \frac{\text{Total direct program costs}}{\text{AF saved/year} \times \text{MWD Tier II rate/AF}}$$

CBWCD Landscape Evaluation Program									
Residential, Commercial, Industrial, and Institutional Audits	74	24,112,974	58	289	\$0.00	\$11,618	\$2,357	\$13,975.00	0.3
TOTAL	65,942	639,412,261	1,946	22,387	252,272	1,843,659	10,352,294	12,448,225	

IEUA Regional Conservation Programs Annual Report Summary Charts

Program	District Devices/ Rebates	Gallons Saved (year)	AF Saved (year)	AF Saved Lifetime	Funding Sources (dollars)				Payback Period (years) ⁽¹⁾
					Outside Funding	IEUA	MWD	Total	
FY 2014-2015									
SoCal Water\$mart Residential Rebates									
High Efficiency Toilets (HET)	1,434	19,861,976	61	1,219	\$0	\$71,700	\$143,400	\$215,100	4.7
High Efficiency Clothes Washers (HECW)	980	8,814,943	27	406	\$0	\$49,000	\$98,000	\$147,000	7.2
Rotating Nozzles for Pop-up Spray Heads	1,397	2,003,242	6	31	\$0	\$0	\$5,588	\$5,588	1.2
Weather based Irrigation Controllers (WBIC)	69	7,308,308	22	224	\$0	\$4,830	\$5,520	\$10,350	0.6
Turf Removal (79,670 Sq. Ft.)	78	5,047,181	15	155	\$0	\$0	\$235,430	\$235,430	20.2
Rain Barrels	149	15,781,708	48	484	\$0	\$0	\$11,175	\$11,175	0.3
IEUA Locally Implemented Residential Programs									
FreeSprinklerNozzles.com Program	16,706	21,777,942	67	334	\$0	\$0	\$60,142	\$60,142	1.2
Residential Landscape Retrofit Program (379 WBIC/5,117 Nozzles)	249	47,581,400	146	1,344	\$119,369	\$0	\$119,369	\$238,738	2.2
Landscape Transformation Program (179,261 Sq. Ft.)	140	2,641,244	8	81	\$37,623	\$131,809	\$251,322	\$420,754	69.1
Subtotal	21,202	130,817,943	401	4,278	\$156,992	\$257,339	\$929,946	\$1,344,277	
SoCal Water\$mart Commercial Rebates									
High Efficiency Toilets (HET)	2,099	29,072,724	89	1,784	\$0	\$104,950	\$209,900	\$314,850	4.7
Waterless Urinals	9	124,657	0.38	8	\$0	\$1,800	\$1,800	\$3,600	12.5
Cooling Tower Controller	0	0	0	0	\$0	\$0	\$0	\$0	0.0
Weather Based Irrigation Controllers (WBIC)	93	9,850,328	30	302	\$0	\$1,395	\$3,255	\$4,650	0.2
Rotating Nozzles for Pop-up Spray Heads	30,810	40,163,916	123	616	\$0	\$30,810	\$123,240	\$154,050	1.7
Large Rotary Nozzles	0	0	0	0	\$0	\$0	\$0	\$0	0.0
Central Computerized Irrigation Controller	0	0	0	0	\$0	\$0	\$0	\$0	0.0
Laminar Flow Restrictor	0	0	0	0	\$0	\$0	\$0	\$0	0.0
Air-Cooled Ice Machine	1	65,180	0	1	\$0	\$1,000	\$1,000	\$2,000	13.3
Turf Removal (1,136,334 Sq. Ft.)	95	48,143,063	147.72	1,477	\$0	\$1,054,808.65	\$2,269,228.00	\$3,324,036.65	29.9
Subtotal	33,107	127,419,867	391	4,189	\$0	\$1,194,764	\$2,608,423	\$3,803,187	
IEUA Locally Implemented Commercial Programs									
FreeSprinklerNozzles.com Program	30,456	39,696,472	122	609	\$0	\$0	\$109,642	\$109,642	1.2
TOTAL	84,765	297,934,282	914	9,076	\$156,992	\$1,452,103	\$3,648,011	\$5,257,105	

(1) Payback period =
$$\frac{\text{Total direct program costs}}{\text{AF saved/year} \times \text{MWD Tier II rate/AF}}$$

CBWCD Landscape Evaluation Program									
Residential, Commercial, Industrial, and Institutional Audits	239	77,878,389	282	1408	\$0.00	\$28,000	\$1,224	\$29,224.00	
TOTAL	85,004	375,812,671	1,196	10,484	\$156,992	\$1,480,103	\$3,649,235	\$5,286,329	

IEUA Regional Conservation Programs Annual Report Summary Charts

Program	District Devices/ Rebates	Gallons Saved (year)	AF Saved (year)	AF Saved Lifetime	Funding Sources (dollars)				Payback Period (years) ⁽¹⁾
					Outside Funding	IEUA	MWD	Total	
FY 2013-2014									
SoCal Water\$mart Residential Rebates									
High Efficiency Toilets (HET)	471	6,522,722	20	400	\$0	\$23,550	\$23,550	\$47,100	3.1
High Efficiency Clothes Washers (HECW)	1,083	9,739,947	30	448	\$0	\$70,395	\$92,055	\$162,450	7.2
Rotating Nozzles for Pop-up Spray Heads	1,651	2,367,112	7	36	\$0	\$1,651	\$6,604	\$8,255	1.5
Weather based Irrigation Controllers (WBIC)	60	6,354,095	20	195	\$0	\$4,200	\$4,800	\$9,000	0.6
Rain Barrels	58	6,142,291	19	189	\$0	\$0	\$4,350	\$4,350	0.3
IEUA Locally Implemented Residential Programs									
FreeSprinklerNozzles.com Program	11,232	14,639,834	45	225	\$0	\$0	\$36,504	\$36,504	1.1
Residential Landscape Retrofit Program (299 WBIC/3,282 Nozzles)	185	36,169,461	111	1,040	\$93,271	\$0	\$93,271	\$186,542	2.2
Landscape Transformation Program (57,889 Sq. Ft.)	65	2,640,846	8	81	\$0	\$104,477	\$73,268	\$177,745	29.2
Subtotal	14,805	84,576,308	260	2,614	\$93,271	\$204,273	\$334,402	\$631,946	
IEUA High Efficiency Toilet (HET) Installation Prog.									
IEUA Multi-Family Direct Install Prog. (HET)	0	0	0	0	\$0	\$0	\$0	\$0	0.0
IEUA Single-Family Direct Install Prog. (HET)	0	0	0	0	\$0	\$0	\$0	\$0	0.0
Subtotal	0	0	0	0	\$0	\$0	\$0	\$0	
SoCal Water\$mart Commercial Rebates									
High Efficiency Toilets (HET)	123	1,703,386	5	105	\$0	\$5,040	\$12,066	\$17,106	4.4
Waterless Urinals	0	0	0	0	\$0	\$0	\$0	\$0	0.0
Cooling Tower Controller	0	0	0	0	\$0	\$0	\$0	\$0	0.0
Weather Based Irrigation Controllers (WBIC)	137	14,508,516	45	445	\$0	\$29,732	\$75,737	\$105,469	3.1
Rotating Nozzles for Pop-up Spray Heads	2,930	3,818,974	12	59	\$0	\$2,727	\$11,611	\$14,338	1.6
Large Rotary Nozzles	0	0	0	0	\$0	\$0	\$0	\$0	0.0
Central Computerized Irrigation Controller	0	0	0	0	\$0	\$0	\$0	\$0	0.0
Laminar Flow Restrictor	1,486	11,136,935	34	342	\$0	\$14,860	\$14,860	\$29,720	1.2
Air-Cooled Ice Machine	1	65,170	0.20	1	\$0	\$1,000	\$1,000	\$2,000	13.3
Turf Removal	0	0	0	0	\$0	\$0	\$0	\$0	0.0
Subtotal	4,677	31,232,981	96	952	\$0	\$53,359	\$115,274	\$168,633	
IEUA Locally Implemented Commercial Programs									
FreeSprinklerNozzles.com Program	23,032	30,020,001	92	461	\$0	\$0	\$74,854	\$74,854	1.1
TOTAL	42,514	145,829,290	448	4,026	\$93,271	\$257,632	\$524,530	\$875,433	

$$^{(1)} \text{ Payback period} = \frac{\text{Total direct program costs}}{\text{AF saved/year} \times \text{MWD Tier II rate/AF}}$$

CBWCD Landscape Evaluation Program									
Residential, Commercial, Industrial, and Institutional Audits	83	27,045,633	38	190	\$0.00	\$13,983.00	\$2,242	\$16,225.00	
TOTAL	42,597	172,874,923	486	4,216	\$93,271	\$271,615	\$526,772	\$891,658	

IEUA Regional Conservation Programs Annual Report Summary Charts

Program	District Devices/ Rebates	Gallons Saved (year)	AF Saved (year)	AF Saved Lifetime	Funding Sources (dollars)				Payback Period (years) ⁽¹⁾
					Outside Funding	IEUA	MWD	Total	
FY 2012-2013									
SoCal Water\$mart Residential Rebates									
High Efficiency Toilets (HET)	6	83,092	0.26	5	\$0	\$300	\$300	\$600	3.2
High Efficiency Clothes Washers (HECW)	908	8,166,087	25	376	\$0	\$59,020	\$77,180	\$136,200	7.5
Rotating Nozzles for Pop-up Spray Heads	21	27,371	0.08	0	\$0	\$21	\$84	\$105	1.7
Weather based Irrigation Controllers (WBIC)	44	4,659,669	14	143	\$0	\$3,080	\$3,520	\$6,600	0.6
IEUA Locally Implemented Residential Programs									
FreeSprinklerNozzles.com Program	18,424	24,013,915	74	368	\$0	\$0	\$59,878	\$59,878	1.1
Residential Landscape Retrofit Program	157	39,102,120	120	1,013	\$78,760	\$12,821	\$91,582	\$183,163	2.1
Landscape Transformation Program (22,455 Sq. Ft.)	27	1,024,378	3	31	\$6,273	\$17,990	\$22,034	\$46,297	20.3
Subtotal	19,587	77,076,633	237	1,937	\$85,033	\$93,232	\$254,578	\$432,843	
IEUA High Efficiency Toilet (HET) Installation Prog.									
IEUA Multi-Family Direct Install Prog. (HET)	351	4,860,882	15	298	\$25,742	\$12,517	\$17,550	\$55,809	5.1
IEUA Single-Family Direct Install Prog. (HET)	1,389	19,235,799	59	1,181	\$101,869	\$49,532	\$69,450	\$220,851	5.1
Subtotal	1,740	24,096,681	74	1,479	\$127,612	\$62,048	\$87,000	\$276,660	
SoCal Water\$mart Commercial Rebates									
High Efficiency Toilets (HET)	12	166,184	1	10	\$0	\$600	\$600	\$1,200	3.2
Waterless Urinals	1	13,849	0.04	1	\$0	\$100	\$200	\$300	9.7
Cooling Tower Controller	4	839,392	3	13	\$0	\$4,000	\$7,000	\$11,000	5.9
High Efficiency Clothes Washers	0	0	0	0	\$0	\$0	\$0	\$0	0.0
Weather Based Irrigation Controllers (WBIC)	66	6,989,504	21	215	\$0	\$16,281	\$30,940	\$47,221	3.0
Rotating Nozzles for Pop-up Spray Heads	3,055	3,981,899	12	61	\$0	\$3,055	\$12,220	\$15,275	1.7
Large Rotary Nozzles	0	0	0	0	\$0	\$0	\$0	\$0	0.0
Central Computerized Irrigation Controller	0	0	0	0	\$0	\$0	\$0	\$0	0.0
Laminar Flow Restrictor	341	2,555,649	8	78	\$0	\$3,410	\$3,410	\$6,820	1.2
Air-Cooled Ice Machine	1	65,170	0.20	1	\$0	\$930	\$1,000	\$1,930	13.3
IEUA Locally Implemented Commercial Programs									
Fontana Unified School Retrofit Program	1,764	49,203,501	151	2,880	\$206,033	\$0	\$32,050	\$238,083	2.2
FreeSprinklerNozzles.com Program	35,017	45,641,298	140	700	\$0	\$0	\$113,805	\$113,805	1.1
Subtotal	40,261	109,456,446	336	3,960	\$206,033	\$28,376	\$201,225	\$435,634	
TOTAL	61,588	210,629,761	646	7,376	\$418,678	\$183,656	\$542,803	\$1,145,137	

$$^{(1)} \text{ Payback period} = \frac{\text{Total direct program costs}}{\text{AF saved/year} \times \text{MWD Tier II rate/AF}}$$

CBWCD Landscape Evaluation Program									
Residential, Commercial, Industrial, and Institutional Audits	48	15,966,699	49	245	\$0.00	\$5,600.00	\$864	\$6,464.00	0.2
TOTAL	61,636	226,596,460	695	7,621	\$418,678	\$189,256	\$543,667	\$1,151,601	

IEUA Regional Conservation Programs Annual Report Summary Charts

Program	District Devices/ Rebates	Gallons Saved (year)	AF Saved (year)	AF Saved Lifetime	Funding Sources (dollars)				Payback Period (years) ⁽¹⁾
					DWR/Other	IEUA	MWD	Total	
FY 2011-2012									
Residential Rebate Programs									
High Efficiency Clothes Washers (HECW)	1,184	10,648,289	33	490	0	\$0	\$100,640	\$100,640	4.5
Rotating Nozzles for Pop-up Spray Heads	778	1,014,048	3	16	0	\$1,556	\$2,334	\$3,890	1.8
Weather Based Irrigation Controllers (WBIC)	67	7,095,406	22	218	0	\$3,015	\$5,360	\$8,375	0.6
FreeSprinklerNozzles.com Program	40,012	52,151,801	160	800	0	\$0	\$75,150	\$75,150	0.7
Residential Landscape Retrofit Program	22	5,865,318	18	160	0	\$14,499	\$12,310	\$26,809	2.2
Subtotal	42,063	76,774,862	236	1684	\$0	\$19,070	\$195,794	\$214,864	
IEUA Multi-Family Direct Install Prog. (HET)									
IEUA Multi-Family Direct Install Prog. (HET)	139	1,924,965	6	118	\$10,194	\$4,957	\$6,950	\$22,101	5.5
IEUA Single-Family Direct Install Prog. (HET)	2,753	38,125,382	117	2340	\$201,905	\$98,172	\$137,650	\$437,727	5.5
Subtotal	2,892	40,050,346	123	2458	\$212,099	\$103,129	\$144,600	\$459,828	
CII Save-A-Buck Rebate Program									
High Efficiency Toilets (HET)	4	55,395	0.17	3	\$0	\$140	\$200	\$340	2.9
Waterless Urinals	68	2,718,770	8	167	\$0	\$3,400	\$13,600	\$17,000	3.0
PH Conductivity Controller	1	633,454	2	10	\$0	\$500	\$1,750	\$2,250	1.7
High Efficiency Clothes Washers	0	0	0	0	\$0	\$0	\$0	\$0	0.0
Weather Based Irrigation Controllers (WBIC)	66	6,989,504	21	215	\$0	\$11,716	\$22,225	\$33,941	2.3
Rotating Nozzles for Pop-up Spray Heads	4,243	5,530,343	17	85	\$0	\$4,243	\$12,729	\$16,972	1.5
Large Rotary Nozzles	0	0	0	0	\$0	\$0	\$0	\$0	0.0
Fontana Unified School Retrofit Program	2,124	12,708,189	39	635	\$339,942	\$0	\$51,978	\$391,920	14.8
FreeSprinklerNozzles.com Program	10,044	13,091,390	40	201	\$0	\$0	\$30,132	\$30,132	1.1
Central Computerized Irrigation Controller	11	17,470,176	54	536	\$0	\$3,480	\$8,700	\$12,180	0.3
Subtotal	16,561	59,197,221	182	1,851	\$339,942	\$23,479	\$141,314	\$504,735	
TOTAL	61,516	176,022,429	540	5,993	\$552,041	\$145,678	\$481,708	\$1,179,427	

$$^{(1)} \text{ Payback period} = \frac{\text{Total direct program costs}}{\text{AF saved/year} \times \text{MWD Tier II rate/AF}}$$

CBWCD Landscape Evaluation Program									
Residential, Commercial, Industrial, and Institutional Audits	114	23,135,421	71	355	\$0.00	\$18,750.00	\$15,100	\$33,850.00	0.6
TOTAL	61,630	199,157,850	611	6,348	\$552,041	\$164,428	\$496,808	\$1,213,277	

IEUA Regional Conservation Programs Annual Report Summary Charts

Program	District Devices/ Rebates	Gallons Saved (year)	AF Saved (year)	AF Saved Lifetime	Funding Sources (dollars)				Payback Period (years) ⁽¹⁾
					Outside Funding	IEUA	MWD	Total	
FY 2010-2011									
Residential Rebate Programs									
High Efficiency Toilets (HET)	105	1,454,110	4	89	\$0	\$3,675	\$5,250	\$8,925	4.0
High Efficiency Clothes Washers (HECW)	2,137	19,219,083	59	885	\$0	\$0	\$181,645	\$181,645	6.2
Rotating Nozzles for Pop-up Spray Heads	1,219	1,588,849	5	24	\$0	\$2,438	\$3,657	\$6,095	2.5
Weather Based Irrigation Controllers (WBIC)	28	2,965,244	9	91	\$0	\$1,260	\$2,240	\$3,500	0.8
Synthetic Turf (9,477 Sq. Ft.)	11	4,622,689	14	142	\$0	\$4,265	\$2,843	\$7,108	1.0
FreeSprinklerNozzles.com Program	24,931	32,500,052	100	499	\$0	\$0	\$74,793	\$74,793	1.5
Residential Landscape Retrofit Program	507	19,879,900	61	553	\$0	\$46,746	\$38,513	\$85,259	2.8
Subtotal	28,938	82,229,928	252	2,283	\$0	\$58,384	\$308,941	\$367,325	
IEUA Multit-Family Direct Install Prog. (HET)									
IEUA Multit-Family Direct Install Prog. (HET)	1,428	19,775,897	61	1,214	\$104,730	\$50,922	\$71,400	\$227,052	7.5
Subtotal	1,428	19,775,897	61	1,214	\$104,730	\$50,922	\$71,400	\$227,052	
CII Save-A-Buck Rebate Program									
High Efficiency Toilets (HET)	31	429,309	1	26	\$0	\$1,085	\$1,550	\$2,635	4.0
Waterless Urinals	238	9,515,696	29	584	\$0	\$11,900	\$47,600	\$59,500	4.1
PH Conductivity Controller	5	3,167,272	10	49	\$0	\$2,500	\$8,750	\$11,250	2.3
Weather Based Irrigation Controllers (WBIC)	46	4,871,472	15	150	\$0	\$10,715	\$24,975	\$35,690	4.8
Synthetic Turf (0 Sq. Ft.)	0	0	0	0	\$0	\$0	\$0	\$0	0.0
Rotating Nozzles for Pop-up Spray Heads	3,069	4,000,147	12	61	\$0	\$3,069	\$9,207	\$12,276	2.0
Large Rotary Nozzles	0	0	0	0	\$0	\$0	\$0	\$0	0.0
Fontana Unified School Retrofit Program	1,899	28,679,200	88	709	\$321,643	\$0	\$33,900	\$355,543	8.1
Subtotal	5,288	50,663,096	155	1,579	\$321,643	\$29,269	\$125,982	\$476,894	
TOTAL	35,654	152,668,921	468	5,075	\$426,373	\$138,575	\$506,323	\$1,071,271	

$$^{(1)} \text{ Payback period} = \frac{\text{Total direct program costs}}{\text{AF saved/year} \times \text{MWD Tier II rate/AF}}$$

CBWCD Landscape Evaluation Program									
Residential, Commercial, Industrial, and Institutional Audits	121	56,372,223	173	865	\$0.00	\$18,750.00	\$15,100	\$33,850.00	0.4
TOTAL	35,775	209,041,144	641	5,940	\$426,373	\$157,325	\$521,423	\$1,105,121	

IEUA Regional Conservation Programs Annual Report Summary Charts

Program	District Devices/ Rebates	Gallons Saved (year)	AF Saved (year)	AF Saved Lifetime	Funding Sources (dollars)				Payback Period (years) ⁽¹⁾
					Outside Funding	IEUA	MWD	Total	
FY 2009-2010									
Residential Rebate Programs									
High Efficiency Toilets (HET)	477	6,605,814	20	405	\$0	\$16,695	\$23,850	\$40,545	4.0
High Efficiency Clothes Washers (HECW)	512	4,604,666	14	212	\$0	\$25,600	\$56,320	\$81,920	11.6
Rotating Nozzles for Pop-up Spray Heads	575	749,457	2	12	\$0	\$1,150	\$2,300	\$3,450	3.0
Weather Based Irrigation Controllers (WBIC)	10	1,059,016	3	33	\$0	\$450	\$800	\$1,250	0.8
Water Wise Landscape (Turf Buy Back) (1,830 Sq. Ft.)	2	83,483	0.26	3	\$0	\$3,228	\$0	\$3,228	25.3
Synthetic Turf (41,748 Sq. Ft.)	32	4,621,994	14	142	\$0	\$18,787	\$12,524	\$31,311	4.4
Subtotal	1,608	17,724,431	54	806	\$0	\$65,910	\$95,794	\$161,704	
IEUA Mult-Family Direct Install Prog. (HET)									
IEUA Mult-Family Direct Install Prog. (HET)	410	5,677,954	17	349	\$30,069	\$14,621	\$67,650	\$112,340	12.9
Subtotal	410	5,677,954	17	349	\$30,069	\$14,621	\$67,650	\$112,340	
CII Save-A-Buck Rebate Program									
ULFT Tank	7	86,448	0.27	5	\$0	\$0	\$420	\$420	3.2
High Efficiency Toilets (HET)	308	4,265,390	13	262	\$0	\$41,580	\$50,820	\$92,400	14.2
Waterless Urinals	284	11,354,865	35	697	\$0	\$0	\$113,600	\$113,600	6.5
High Efficiency Clothes Washers	33	296,785	1	9	\$0	\$3,300	\$2,640	\$5,940	13.1
Water Brooms	1	49,986	0.15	1	\$0	\$0	\$150	\$150	2.0
Weather Based Irrigation Controllers (WBIC)	102	10,801,961	33	332	\$0	\$28,605	\$60,212	\$88,817	5.4
Synthetic Turf (0 Sq. Ft.)	0	0	0	0	\$0	\$0	\$0	\$0	0.0
Rotating Nozzles for Pop-up Spray Heads	11,320	14,754,533	45	226	\$0	\$0	\$45,280	\$45,280	2.0
Pre-Rinse Spray Head Nozzles	1	49,855	0.15	1	\$0	\$0	\$60	\$60	0.8
Subtotal	12,056	41,659,822	128	1,533	\$0	\$73,485	\$273,182	\$346,667	
TOTAL	14,074	65,062,206	200	2,687	\$30,069	\$154,015	\$436,626	\$620,711	

⁽¹⁾ Payback period =
$$\frac{\text{Total direct program costs}}{\text{AF saved/year} \times \text{MWD Tier II rate/AF}}$$

Additional Grant Reimbursements									
Phase III Landscape Evaluation Program	105	98,586,220	303	3,026	\$0	\$59,250	\$22,722	\$81,972	0.5
TOTAL (Grant+Main)	14,179	163,648,427	502	5,712	\$30,069	\$213,265	\$459,348	\$702,683	

IEUA Regional Conservation Programs Annual Report Summary Charts

Program	District Devices/ Rebates	Gallons Saved (year)	AF Saved (year)	AF Saved Lifetime	Funding Sources (dollars)				Payback Period (years) ⁽¹⁾
					Outside Funding	IEUA	MWD	Total	
FY 2008-2009									
Residential Rebate Programs									
Ultra Low Flush Toilets (ULFT)	4	49,399	0.15	3	\$0	\$0	\$240	\$240	3.2
High Efficiency Toilets (HET)	2,096	29,026,807	89	1,782	\$0	\$0	\$345,840	\$345,840	7.8
High Efficiency Clothes Washers (HECW)	1,191	10,711,244	33	493	\$0	\$0	\$131,010	\$131,010	8.0
Rotating Nozzles for Pop-up Spray Heads	958	1,248,661	4	19	\$0	\$0	\$3,832	\$3,832	2.0
Weather Based Irrigation Controllers (WBIC)	10	1,059,016	3	33	\$0	\$0	\$800	\$800	0.5
Water Wise Landscape (Turf Buy Back) (159,759 Sq. Ft.)	117	7,288,068	22	224	\$0	\$206,799	\$0	\$206,799	18.5
Synthetic Turf (101,317 Sq. Ft.)	114	4,621,994	14	142	\$0	\$30,395	\$30,395	\$60,790	8.6
Subtotal	4,490	54,005,189	166	2,695	\$0	\$237,194	\$512,117	\$749,311	
IEUA Mult-Family Direct Install Prog. (HET)									
IEUA Mult-Family Direct Install Prog. (HET)	1,682	23,293,459	71	1,430	\$123,358	\$59,980	\$277,530	\$460,868	12.9
Subtotal	1,682	23,293,459	71	1,430	\$123,358	\$59,980	\$277,530	\$460,868	
CII Save-A-Buck Rebate Program									
ULFT Flushometer	0	0	0	0	\$0	\$0	\$0	\$0	0.0
ULFT Tank	1	12,350	0.04	1	\$0	\$0	\$60	\$60	3.2
High Efficiency Toilets (HET)	1,554	21,520,829	66	1,321	\$0	\$209,790	\$256,410	\$466,200	14.2
Waterless Urinals	332	13,273,997	41	815	\$0	\$0	\$132,800	\$132,800	6.5
Conductivity Controller	4	839,392	3	13	\$0	\$175	\$2,500	\$2,675	2.1
High Efficiency Clothes Washers	19	170,876	1	5	\$0	\$1,900	\$1,520	\$3,420	13.1
Water Brooms	5	249,928	1	4	\$0	\$0	\$750	\$750	2.0
Weather Based Irrigation Controllers (WBIC)	57	6,036,390	19	185	\$0	\$0	\$38,133	\$38,133	4.1
Cooling Tower Controller	2	87,817	0.27	3	\$0	\$578	\$578	\$1,155	8.6
Rotating Nozzles for Pop-up Spray Heads	43	56,046	0.17	1	\$0	\$0	\$172	\$172	2.0
Large Rotary Nozzles	120	703,838	2	22	\$0	\$0	\$1,560	\$1,560	1.4
Pre-Rinse Spray Head Nozzles	31	1,545,511	5	24	\$0	\$0	\$1,860	\$1,860	0.8
Subtotal	2,168	44,496,974	137	2,392	\$0	\$212,443	\$436,343	\$648,785	
MWD Public Sector Program									
High Efficiency Toilets (HET)	4	55,395	0.17	3	\$0	\$0	\$1,285	\$1,285	15.2
Waterless Urinals	2	81,463	0.25	5	\$0	\$0	\$1,071	\$1,071	8.6
Water Brooms	49	2,449,292	8	38	\$0	\$0	\$16,706	\$16,706	4.5
Weather Based Irrigation Controllers (WBIC)	73	14,486,358	44	445	\$0	\$0	\$121,036	\$121,036	5.5
Central Computer Irrigation Controllers (CCIC)	515	166,470,759	511	5,109	\$0	\$0	\$2,103,868	\$2,103,868	8.3
Synthetic Turf (185,612 Sq. Ft.)	2	4,243,072	26	260	\$0	\$0	\$139,209	\$139,209	10.7
Subtotal	645	187,786,338	589	5,859	\$0	\$0	\$2,383,175	\$2,383,175	
TOTAL	8,985	309,581,960	963	12,376	\$123,358	\$509,617	\$3,609,165	\$4,242,139	

⁽¹⁾ Payback period = $\frac{\text{Total direct program costs}}{\text{AF saved/year} \times \text{MWD Tier II rate/AF}}$

Additional Grant Reimbursements									
Phase III Landscape Evaluation Program	135	251,231,121	771	7,710	\$54,596.90	\$0	\$66,346.40	\$120,943.30	0.3
TOTAL (Grant+Main)	9,120	560,813,081	1,734	20,086	\$177,955	\$509,617	\$3,675,511	\$4,363,082	

IEUA Regional Conservation Programs Annual Report Summary Charts

Program	District Devices/ Rebates	Gallons Saved (year)	AF Saved (year)	AF Saved Lifetime	Funding Sources (dollars)				Payback Period (years) ⁽¹⁾
					Outside Funding	IEUA	MWD	Total	
FY 2007-2008									
Residential Rebate Programs									
Ultra Low Flush Toilets (ULFT)	110	1,358,473	4	83	\$0	\$0	\$6,600	\$6,600	3.5
High Efficiency Toilets (HET)	93	1,287,926	4	79	\$0	\$0	\$15,345	\$15,345	8.5
High Efficiency Clothes Washers (HECW)	1,547	13,912,925	43	640	\$0	\$0	\$170,170	\$170,170	8.7
Rotating Nozzles for Pop-up Spray Heads	1,193	1,554,961	5	24	\$0	\$0	\$4,772	\$4,772	2.2
Weather Based Irrigation Controllers (WBIC)	25	2,647,539	8	81	\$0	\$4,000	\$2,000	\$6,000	1.6
Water Wise Landscape (Turf Buy Back) (21,506 Sq. Ft.)	20	981,085	3	30	\$0	\$43,012	\$0	\$43,012	31.2
Synthetic Turf (61,970 Sq. Ft.)	68	2,827,018	9	87	\$0	\$18,591	\$18,591	\$37,182	9.4
Subtotal	3,056	24,569,928	75	1,025	\$0	\$65,603	\$217,478	\$283,081	
IEUA Mult-Family Direct Install Prog. (HET/ULFT)									
IEUA Mult-Family Direct Install Prog. (HET/ULFT)	4,213	52,029,509	160	1,597	\$308,981	\$150,236	\$252,780	\$711,997	9.7
Subtotal	4,213	52,029,509	160	1,597	\$308,981	\$150,236	\$252,780	\$711,997	
CII Save-A-Buck Rebate Program									
ULFT Flushometer	0	0	0	0	\$0	\$0	\$0	\$0	0.0
ULFT Tank	9	111,148	0.34	7	\$0	\$0	\$1,215	\$1,215	7.8
High Efficiency Toilets (HET)	1,916	26,534,047	81	1,629	\$0	\$258,660	\$316,140	\$574,800	15.4
Waterless Urinals	606	24,229,042	74	1,487	\$0	\$0	\$242,400	\$242,400	7.1
Conductivity Controller	12	2,518,177	8	39	\$0	\$2,100	\$7,500	\$9,600	2.7
High Efficiency Clothes Washers	48	431,687	1	13	\$0	\$13,920	\$6,240	\$20,160	33.2
Water Brooms	1	49,986	0	1	\$0	\$0	\$150	\$150	2.1
Weather Based Irrigation Controllers (WBIC)	6	635,409	2	20	\$0	\$0	\$3,780	\$3,780	4.2
Synthetic Turf (32,525 Sq. Ft.)	4	1,483,763	5	46	\$0	\$9,758	\$9,758	\$19,515	9.4
Rotating Nozzles for Pop-up Spray Heads	65	84,721	0	1	\$0	\$0	\$260	\$260	2.2
Subtotal	2,667	56,077,980	172	3,242	\$0	\$284,438	\$587,443	\$871,880	
MWD Public Sector Program									
High Efficiency Toilets (HET)	0	0	0	0	\$0	\$0	\$0	\$0	0.0
Waterless Urinals	56	2,238,987	7	137	\$0	\$0	\$68,600	\$68,600	21.8
Water Brooms	98	4,898,583	15	75	\$0	\$0	\$37,240	\$37,240	5.4
Weather Based Irrigation Controllers (WBIC)	42	6,377,556	20	196	\$0	\$0	\$42,168	\$42,168	4.7
Central Computer Irrigation Controllers (CCIC)	36	9,654,313	30	296	\$0	\$0	\$112,464	\$112,464	8.3
Subtotal	232	23,169,440	71	705	\$0	\$0	\$260,472	\$260,472	
TOTAL	10,168	155,846,856	478	6,568	\$308,981	\$500,276	\$1,318,173	\$2,127,430	

$$^{(1)} \text{ Payback period} = \frac{\text{Total direct program costs}}{\text{AF saved/year} \times \text{MWD Tier II rate/AF}}$$

IEUA Regional Conservation Programs Annual Report Summary Charts

Program	District Devices/ Rebates	Gallons Saved (year)	AF Saved (year)	AF Saved Lifetime	Funding Sources (dollars)				Payback Period (years) ⁽¹⁾
					Outside Funding	IEUA	MWD	Total	
FY 2006-2007									
Residential Programs									
Ultra Low Flush Toilets (ULFT)	179	2,210,606	6.78	135.68	\$0	\$0	\$10,740	\$10,740	3.7
High Efficiency Toilets (HET)	14	193,881	0.60	11.90	\$0	\$0	\$2,310	\$2,310	9.1
High Efficiency Clothes Washers (HECW)	1,456	13,094,518	40.19	602.78	\$0	\$0	\$160,160	\$160,160	9.3
Rotating Sprinkler Nozzles	158	205,938	0.63	3.16	\$0	\$0	\$632	\$632	2.3
Weather Based Irrigation Controllers (WBIC) - Rebate	33	3,494,752	10.73	107.25	\$0	\$5,280	\$2,640	\$7,920	1.7
Weather Based Irrigation Controllers (WBIC) - Distribution	330	34,947,520	107.25	1,072.50	\$0	\$0	\$79,200	\$79,200	1.7
Subtotal	2,170	54,147,215	166	1,933	\$0	\$5,280	\$255,682	\$260,962	
IEUA Mult-Family Direct Install Prog. (HET/ULFT)									
Multi-Family Toilet Program (HET/ULFT)	10,132	125,127,696	384	7,680	\$673,848	\$327,644	\$551,280	\$1,552,772	9.5
Subtotal	10,132	125,127,696	384	7,680	\$673,848	\$327,644	\$551,280	\$1,552,772	
CII Save-A-Buck Rebate Program									
ULFT Flushometer	4	49,399	0.15	3.03	\$0	\$60	\$540	\$600	9.3
ULFT Tank	379	4,680,556	14.36	287.28	\$0	\$5,685	\$51,165	\$56,850	9.3
High Efficiency Toilets (HET)	1	13,849	0.04	0.85	\$0	\$45	\$165	\$210	11.6
Zero Water Urinal	97	3,878,246	11.90	238.04	\$0	\$0	\$38,800	\$38,800	7.6
Conductivity Controller	4	839,392	2.58	12.88	\$0	\$0	\$2,500	\$2,500	2.3
High Efficiency Clothes Washers (HECW)	140	1,259,088	3.86	57.96	\$0	\$9,800	\$18,200	\$28,000	17.0
Water Brooms	1	49,986	0.15	0.77	\$0	\$0	\$150	\$150	2.3
Weather Based Irrigation Controllers (WBIC)	16	1,694,425	5.20	52.00	\$0	\$0	\$10,080	\$10,080	4.5
Subtotal	642	12,464,941	38	653	\$0	\$15,590	\$121,600	\$137,190	
TOTAL	12,944	191,739,852	588	10,266	\$673,848	\$348,514	\$928,562	\$1,950,924	

⁽¹⁾ Payback period =
$$\frac{\text{Total direct program costs}}{\text{AF saved/year} \times \text{MWD Tier II rate/AF}}$$

IEUA Regional Conservation Programs Annual Report Summary Charts

Program	District Devices/ Rebates	Gallons Saved (year)	AF Saved (year)	AF Saved Lifetime	Funding Sources (dollars)				Payback Period (years) ⁽¹⁾
					Outside Funding	IEUA	MWD	Total	
FY 2005-2006									
Residential Programs									
City Event (ULFT)	1,640	20,253,595	62	1,243	\$0	\$10,660	\$98,400	\$109,060	4.1
IEUA Regional Event (ULFT)	0	0	0	0	\$0	\$0	\$0	\$0	0.0
IEUA Rebate Program (ULFT)	531	6,557,719	20	402	\$0	\$563	\$32,580	\$33,176	3.9
High Efficiency Clothes Washers	1,365	12,276,111	38	565	\$0	\$1,186	\$140,910	\$142,191	8.8
Subtotal	3,536	39,087,424	120	2,211	\$0	\$12,409	\$271,890	\$284,427	
IEUA Mult-Family Direct Install Prog. (HET/ULFT)									
Multi-Family Program	6000	74,098,517	227	4,548	\$0	\$495,004	\$287,160	\$782,164	8.1
Subtotal	6,000	74,098,517	227	4,548	\$0	\$495,004	\$287,160	\$782,164	8.1
CII Save-A-Buck Rebate Program									
ULFT's (Tank)	1133	13,992,270	43	859	\$0	\$914	\$67,980	\$58,036	3.2
Conductivity Controller	0	0	0	0	\$0	\$0	\$0	\$0	0.0
High Efficiency Clothes Washers	83	746,459	2	34	\$0	\$0	\$20,750	\$20,750	21.2
Water Brooms	3	149,957	0.46	2	\$0	\$0	\$300	\$300	1.5
Pre-Rinse Spray Nozzles	0	0	0	0	\$0	\$0	\$0	\$0	0.0
Weather Based Irrigation Controllers (WBIC)	22	2,329,835	7	107	\$0	\$0	\$0	\$0	0.0
Subtotal	1,241	17,218,521	53	1,003	\$0	\$914	\$89,030	\$79,086	
TOTAL	10,777	130,404,462	400	7,761	\$0	\$507,413	\$648,080	\$1,145,677	
FY 2004-2005									
Residential Programs									
City Event (ULFT)	726	8,965,921	28	550	\$0	\$4,719	\$43,560	\$48,279	4.1
IEUA Regional Event (ULFT)	796	9,830,403	30	603	\$0	\$8,756	\$47,760	\$56,516	4.4
IEUA Rebate Program (ULFT)	643	7,940,891	24	487	\$0	\$643	\$38,580	\$39,223	3.8
High Efficiency Clothes Washers	1888	16,979,705	52	782	\$0	\$1,888	\$207,680	\$209,568	9.4
Pool Cover Rebates	58	990,607	3	15	\$0	\$5,035	\$0	\$5,035	3.9
Subtotal	4,111	44,707,527	137	2,438	\$0	\$21,041	\$337,580	\$358,621	
IEUA Mult-Family Direct Install Prog. (HET/ULFT)									
Multi-Family Program	4187	51,708,415	159	3,174	\$0	\$439,635	\$251,220	\$690,855	10.2
Subtotal	4,187	51,708,415	159	3,174	\$0	\$439,635	\$251,220	\$690,855	10.2
CII Save-A-Buck Rebate Program									
ULFT's (Tank)	5	61,749	0.19	4	\$0	\$0	\$0	\$0	0.0
Conductivity Controller	2	419,696	1	6	\$0	\$0	\$1,000	\$1,000	1.8
High Efficiency Clothes Washers	26	233,831	1	11	\$0	\$0	\$6,500	\$6,500	21.2
Water Brooms	0	0	0	0	\$0	\$0	\$0	\$0	0.0
Pre-Rinse Spray Nozzles	1	49,855	0.15	1	\$0	\$0	\$50	\$50	0.8
X-Ray Film Processor (MWD CII)	6	6,256,339	19	96	\$0	\$0	\$12,000	\$12,000	1.5
Subtotal	40	7,021,470	22	118	\$0	\$0	\$19,550	\$19,550	
TOTAL	8,338	103,437,412	317	5,729	\$0	\$460,676	\$608,350	\$1,069,026	

⁽¹⁾ Payback period = $\frac{\text{Total direct program costs}}{\text{AF saved/year} \times \text{MWD Tier II rate/AF}}$

IEUA Regional Conservation Programs Annual Report Summary Charts

Program	District Devices/ Rebates	Gallons Saved (year)	AF Saved (year)	AF Saved Lifetime	Funding Sources (dollars)				Payback Period (years) ⁽¹⁾
					Outside Funding	IEUA	MWD	Total	
FY 2003-2004									
Residential Programs									
City Event (ULFT)	1,377	17,005,610	52	1,044	\$0	\$2,734	\$81,940	\$84,674	3.8
IEUA Regional Event (ULFT)	1,613	19,920,151	61	1,223	\$0	\$17,743	\$96,780	\$114,523	4.4
IEUA Rebate Program (ULFT)	1,446	17,857,743	55	1,096	\$0	\$1,446	\$86,760	\$88,206	3.8
High Efficiency Clothes Washers	1,776	15,972,434	49	735	\$0	\$1,823	\$200,530	\$202,353	9.7
Pool Cover Rebates	231	6,412,748	20	98	\$0	\$12,243	\$0	\$12,243	1.5
Subtotal	6,443	77,168,686	237	4,196	\$0	\$35,989	\$466,010	\$501,999	
IEUA Mult-Family Direct Install Prog. (HET/ULFT)									
Multi-Family Program	2,101	25,946,831	80	1,593	\$0	\$71,434	\$126,060	\$197,494	5.8
Subtotal	2,101	25,946,831	80	1,593	\$0	\$71,434	\$126,060	\$197,494	
CII Save-A-Buck Rebate Program									
High Efficiency Clothes Washers	111	998,277	3	61	\$0	\$0	\$27,750	\$27,750	0.0
Water Brooms (Rebates)	210	10,496,964	32	161	\$0	\$20,100	\$21,000	\$41,100	3.0
Water Brooms (Distribution)	113	5,648,366	17	87	\$0	\$10,600	\$11,300	\$21,900	3.0
Pre-Rinse Spray Nozzles	0	0	0	0	\$0	\$0	\$0	\$0	0.0
Subtotal	434	17,143,608	53	309	\$0	\$30,700	\$60,050	\$90,750	
TOTAL	8,978	120,259,124	369	6,098	\$0	\$138,123	\$652,120	\$790,243	

FY 2002-2003									
Residential Programs									
City Event (ULFT)	1,692	20,895,782	64	1,283	\$0	\$3,540	\$106,200	\$109,740	4.0
IEUA Regional Event (ULFT)	1,052	12,991,940	40	797	\$0	\$11,286	\$61,560	\$72,846	4.3
IEUA Rebate Program (ULFT)	198	2,445,251	8	150	\$0	\$198	\$11,880	\$12,078	3.8
High Efficiency Clothes Washers	1,395	12,545,915	39	578	\$0	\$1,476	\$162,360	\$163,836	10.0
Pool Cover Rebates	235	9,984,075	31	153	\$0	\$12,455	\$0	\$12,455	1.0
Subtotal	4,572	58,862,963	181	2,961	\$0	\$28,955	\$342,000	\$370,955	
IEUA Mult-Family Direct Install Prog. (HET/ULFT)									
Multi-Family Program	891	11,003,630	34	675	\$0	\$33,728	\$59,520	\$93,248	6.5
Subtotal	891	11,003,630	34	675	\$0	\$33,728	\$59,520	\$93,248	
CII Save-A-Buck Rebate Program									
High Efficiency Clothes Washers	148	1,331,036	4	61	\$0	\$0	\$37,000	\$37,000	21.2
Water Brooms	62	3,099,104	10	48	\$0	\$6,600	\$6,600	\$13,200	3.3
Pre-Rinse Spray Nozzles	462	23,033,104	71	353	\$0	\$0	\$23,100	\$23,100	0.8
X-Ray Film Processor (MWD CII)	13	13,555,402	42	208	\$0	\$0	\$26,000	\$26,000	1.5
Restaurant Table Tent Program	N/A	N/A	N/A	N/A	N/A	N/A	N/A	N/A	N/A
Subtotal	685	41,018,645	126	670	\$0	\$6,600	\$92,700	\$99,300	
TOTAL	6,148	110,885,238	340	4,306	\$0	\$69,283	\$494,220	\$563,503	

⁽¹⁾ Payback period = $\frac{\text{Total direct program costs}}{\text{AF saved/year} \times \text{MWD Tier II rate/AF}}$



City of Chino
Regional Water Use Efficiency Programs
Summary Charts

City of Chino IEUA Regional Conservation Programs Annual Report

Program	District Devices/ Rebates	Gallons Saved (year)	AF Saved (year)	AF Saved Lifetime	Funding Sources (dollars)				IEUA Payback Period (years)
					Outside Funding	IEUA	MWD	Total	
FY 2022-2023									
SoCal Water\$mart Residential Rebates									
High Efficiency Toilets (HET)	38	304,651	1	19	\$0	\$0	\$14,540	\$14,540	0.0
High Efficiency Clothes Washers (HECW)	56	629,639	2	27	\$0	\$3,525	\$4,760	\$8,285	1.9
Rotating Nozzles for Pop-up Spray Heads (0 App/ 0 Nozzles)	0	0	0	0	\$0	\$0	\$0	\$0	0.0
Weather based Irrigation Controllers (WBIC)	25	337,307	1	10	\$0	\$1,360	\$4,172	\$5,532	1.4
Weather based Irrigation Controllers for Large Landscapes (0 Stations)	0	0	0	0	\$0	\$0	\$0	\$0	0.0
Irrigation Controller + Add on	0	0	0	0	\$0	\$0	\$0	\$0	0.0
Hose Bib Controller	0	0	0	0	\$0	\$0	\$0	\$0	0.0
Turf Replacement (19,752 sq. ft.)	14	1,185,120	4	109	\$1,893	\$18,032	\$38,054	\$57,979	5.2
Rain Barrels	2	1,238	0	0	\$0	\$0	\$70	\$70	0.0
Cisterns	0	0	0	0	\$0	\$0	\$0	\$0	0.0
Soil Moisture Sensor Systems	0	0	0	0	\$0	\$0	\$0	\$0	0.0
Flow Monitor Device on Utility Meter	0	0	0	0	\$0	\$0	\$0	\$0	0.0
Flow Monitor Device on Customer Property	0	0	0	0	\$0	\$0	\$0	\$0	0.0
Low-flow Showerheads	26	35,663	0	1	\$0	\$0	\$338	\$338	0.0
Faucet Aerators	24	15,760	0	0	\$0	\$0	\$105	\$105	0.0
Subtotal	185	2,509,378	8	166	\$1,893	\$22,917	\$62,039	\$86,849	
IEUA Locally Implemented Residential Programs									
Landscape Tune-Up Program (2,540 Nozzles)	377	28,504,518	87	175	\$0	\$90,839	\$56,550	\$147,389	1.1
Large Landscape Retrofit Program (33 WBIC/ 2 Nozzles)	23	448,113	1	14	\$0	\$16,976	\$2,644	\$19,620	13.0
Small Site Controller Upgrade Program (256 WBIC)	224	3,454,019	11	106	\$0	\$130,439	\$20,560	\$150,999	12.9
Residential Pressure Regulation Program	0	0	0	0	\$0	\$0	\$0	\$0	0.0
Subtotal	624	32,406,649	99	295	\$0	\$238,254	\$79,754	\$318,008	
SoCal Water\$mart Commercial Rebates									
High Efficiency Toilets (HET)	96	769,645	2	47	\$0	\$0	\$24,000	\$24,000	0.0
Waterless Urinals	0	0	0	0	\$0	\$0	\$0	\$0	0.0
Cooling Tower Controller	0	0	0	0	\$0	\$0	\$0	\$0	0.0
Weather Based Irrigation Controllers for Large Landscapes (0 Stations)	0	0	0	0	\$0	\$0	\$0	\$0	0.0
Irrigation Controller + Add on	0	0	0	0	\$0	\$0	\$0	\$0	0.0
Rotating Nozzles for Pop-up Spray Heads (0 App/ 0 Nozzles)	0	0	0	0	\$0	\$0	\$0	\$0	0.0
Large Rotary Nozzles	0	0	0	0	\$0	\$0	\$0	\$0	0.0
Central Computerized Irrigation Controller (0 Stations)	0	0	0	0	\$0	\$0	\$0	\$0	0.0
Laminar Flow Restrictor	0	0	0	0	\$0	\$0	\$0	\$0	0.0
Air-Cooled Ice Machine	0	0	0	0	\$0	\$0	\$0	\$0	0.0
Turf Replacement (0 sq. ft.)	0	0	0	0	\$0	\$0	\$0	\$0	0.0
Soil Moisture Sensor Systems (0 Stations)	0	0	0	0	\$0	\$0	\$0	\$0	0.0
Plumbing Flow Control	0	0	0	0	\$0	\$0	\$0	\$0	0.0
Subtotal	96	769,645	2	47	\$0	\$0	\$24,000	\$24,000	
Additional Water Use Efficiency Programming									
CBWCD Landscape Evaluation Audit Program	6	133,619	0	2	\$1,360	\$0	\$0	\$1,360	0.0
Customer Agency Implemented Program	0	0	0	0	\$0	\$0	\$0	\$0	0.0
Subtotal	6	133,619	0	2	\$1,360	\$0	\$0	\$1,360	
FINAL TOTAL	911	35,819,291	110	510	\$3,253	\$261,171	\$165,793	\$430,217	

(1) Payback period = $\frac{\text{Total direct program costs}}{\text{AF saved/year} \times \text{MWD Tier II rate/AF}}$

City of Chino IEUA Regional Conservation Programs Annual Report

Program	District Devices/ Rebates	Gallons Saved (year)	AF Saved (year)	AF Saved Lifetime	Funding Sources (dollars)				IEUA Payback Period (years)
					Outside Funding	IEUA	MWD	Total	
FY 2021-2022									
SoCal Water\$mart Residential Rebates									
High Efficiency Toilets (HET)	0	0	0	0	\$0	\$0	\$0	\$0	0.0
High Efficiency Clothes Washers (HECW)	74	832,023	3	36	\$0	\$3,750	\$6,290	\$10,040	1.8
Rotating Nozzles for Pop-up Spray Heads (1 App/ 75 Nozzles)	1	107,547	0	2	\$0	\$225	\$150	\$375	0.8
Weather based Irrigation Controllers (WBIC)	42	566,675	2	17	\$0	\$3,360	\$3,125	\$6,485	2.3
Weather based Irrigation Controllers for Large Landscapes (0 Stations)	0	0	0	0	\$0	\$0	\$0	\$0	0.0
Irrigation Controller + Add on	0	0	0	0	\$0	\$0	\$0	\$0	0.0
Hose Bib Controller	4	23,334	0	1	\$0	\$0	\$140	\$140	0.0
Turf Replacement (5,300 sq. ft.)	3	318,000	1	29	\$0	\$5,300	\$10,600	\$15,900	6.5
Rain Barrels	0	0	0	0	\$0	\$0	\$0	\$0	0.0
Cisterns	0	0	0	0	\$0	\$0	\$0	\$0	0.0
Soil Moisture Sensor Systems	0	0	0	0	\$0	\$0	\$0	\$0	0.0
Flow Monitor Device on Utility Meter	0	0	0	0	\$0	\$0	\$0	\$0	0.0
Flow Monitor Device on Customer Property	0	0	0	0	\$0	\$0	\$0	\$0	0.0
Subtotal	124	1,847,579	6	85	\$0	\$12,635	\$20,305	\$32,940	
IEUA Locally Implemented Residential Programs									
Landscape Tune-Up Program	101	7,636,489	23	47	\$0	\$26,796	\$13,050	\$39,846	1.4
Residential Landscape Retrofit Program (23 WBIC/ 6 Nozzles)	15	318,926	1	10	\$0	\$8,105	\$4,678	\$12,783	10.0
Res. Education, Survey, and Controller Upgrade Program (127 WBIC)	113	1,713,517	5	53	\$0	\$78,735	\$9,680	\$88,415	18.0
Residential Pressure Regulation Program	76	341,804	1	10	\$0	\$48,509	\$1,900	\$50,409	55.7
Leak Detection Pilot Program	0	0	0	0	\$0	\$0	\$0	\$0	0.0
Subtotal	305	10,010,735	31	120	\$0	\$162,145	\$29,308	\$191,453	
SoCal Water\$mart Commercial Rebates									
High Efficiency Toilets (HET)	0	0	0	0	\$0	\$0	\$0	\$0	0.0
Waterless Urinals	0	0	0	0	\$0	\$0	\$0	\$0	0.0
Cooling Tower Controller	0	0	0	0	\$0	\$0	\$0	\$0	0.0
Weather Based Irrigation Controllers for Large Landscapes (0 Stations)	0	0	0	0	\$0	\$0	\$0	\$0	0.0
Rotating Nozzles for Pop-up Spray Heads (0 App/ 0 Nozzles)	0	0	0	0	\$0	\$0	\$0	\$0	0.0
Large Rotary Nozzles	0	0	0	0	\$0	\$0	\$0	\$0	0.0
Central Computerized Irrigation Controller (0 Stations)	0	0	0	0	\$0	\$0	\$0	\$0	0.0
Laminar Flow Restrictor	0	0	0	0	\$0	\$0	\$0	\$0	0.0
Air-Cooled Ice Machine	0	0	0	0	\$0	\$0	\$0	\$0	0.0
Turf Replacement (0 sq. ft.)	0	0	0	0	\$0	\$0	\$0	\$0	0.0
Soil Moisture Sensor Systems (0 Stations)	0	0	0	0	\$0	\$0	\$0	\$0	0.0
Plumbing Flow Control	0	0	0	0	\$0	\$0	\$0	\$0	0.0
Subtotal	0	0	0	0	\$0	\$0	\$0	\$0	
Additional Water Use Efficiency Programming									
CBWCD Landscape Evaluation Audit Program	0	0	0	0	\$0	\$0	\$0	\$0	0.0
Customer Agency Implemented Program	0	0	0	0	\$0	\$0	\$0	\$0	0.0
Subtotal	0	0	0	0	\$0	\$0	\$0	\$0	
FINAL TOTAL	429	11,858,315	36	204	\$0	\$174,780	\$49,613	\$224,393	

⁽¹⁾ Payback period = $\frac{\text{Total direct program costs}}{\text{AF saved/year} \times \text{MWD Tier II rate/AF}}$

City of Chino IEUA Regional Conservation Programs Annual Report

Program	District Devices/ Rebates	Gallons Saved (year)	AF Saved (year)	AF Saved Lifetime	Funding Sources (dollars)				IEUA Payback Period (years)
					Outside Funding	IEUA	MWD	Total	
FY 2020-2021									
SoCal Water\$mart Residential Rebates									
High Efficiency Toilets (HET)	5	40,086	0	2	\$0	\$300	\$200	\$500	2.9
High Efficiency Clothes Washers (HECW)	72	809,536	2	35	\$0	\$5,400	\$6,120	\$11,520	2.6
Rotating Nozzles for Pop-up Spray Heads (2 Apps/ 75 Nozzles)	2	107,547	0	2	\$0	\$225	\$150	\$375	0.8
Weather based Irrigation Controllers (WBIC)	45	607,152	2	19	\$0	\$3,600	\$3,600	\$7,200	2.3
Hose Bib Controller	1	13,492	0	0	\$0	\$0	\$35	\$35	0.0
Turf Replacement (8,522 sq. ft.)	5	511,320	2	47	\$0	\$8,522	\$17,044	\$25,566	6.5
Rain Barrels	1	619	0	0	\$0	\$0	\$35	\$35	0.0
Cisterns	0	0	0	0	\$0	\$0	\$0	\$0	0.0
Soil Moisture Sensor Systems	0	0	0	0	\$0	\$0	\$0	\$0	0.0
IEUA Locally Implemented Residential Programs									
Landscape Tune-Up Program	189	14,290,063	44	88	\$0	\$43,199	\$28,350	\$71,549	1.2
Residential Landscape Retrofit Program (44 WBIC/ 114 Nozzles)	33	757,131	2	21	\$0	\$21,619	\$4,244	\$25,863	11.2
Res. Education, Survey, and Controller Upgrade Program (150 WBIC)	133	2,023,839	6	62	\$0	\$40,839	\$45,514	\$86,352	7.9
Residential Pressure Regulation Program	2	8,995	0	0	\$0	\$1,097	\$50	\$1,147	47.9
Leak Detection Pilot Program	0	0	0	0	\$0	\$0	\$0	\$0	0.0
Subtotal	488	19,169,779	59	276	0	124,800	105,342	230,142	
SoCal Water\$mart Commercial Rebates									
High Efficiency Toilets (HET)	0	0	0	0	\$0	\$0	\$0	\$0	0.0
Waterless Urinals	0	0	0	0	\$0	\$0	\$0	\$0	0.0
Cooling Tower Controller	0	0	0	0	\$0	\$0	\$0	\$0	0.0
Weather Based Irrigation Controllers (WBIC)	0	0	0.00	0	\$0	\$0	\$0	\$0	0.0
Rotating Nozzles for Pop-up Spray Heads (0 App/ 0 Nozzles)	0	0	0	0	\$0	\$0	\$0	\$0	0.0
Large Rotary Nozzles	0	0	0	0	\$0	\$0	\$0	\$0	0.0
Central Computerized Irrigation Controller	0	0	0	0	\$0	\$0	\$0	\$0	0.0
Laminar Flow Restrictor	0	0	0	0	\$0	\$0	\$0	\$0	0.0
Air-Cooled Ice Machine	0	0	0	0	\$0	\$0	\$0	\$0	0.0
Turf Replacement (33,829 sq. ft.)	2	1,454,647	4	134	\$0	\$33,829	\$67,658	\$101,487	9.1
Soil Moisture Sensor Systems	0	0	0	0	\$0	\$0	\$0	\$0	0.0
Plumbing Flow Contro	0	0	0	0	\$0	\$0	\$0	\$0	0.0
Subtotal	2	1,454,647	4	134	\$0	\$33,829	\$67,658	\$101,487	
TOTAL	490	20,624,426	63	410	\$0	\$158,629	\$173,000	\$331,629	

(1) Payback period =
$$\frac{\text{Total direct program costs}}{\text{AF saved/year} \times \text{MWD Tier II rate/AF}}$$

City of Chino IEUA Regional Conservation Programs Annual Report

Program	District Devices/ Rebates	Gallons Saved (year)	AF Saved (year)	AF Saved Lifetime	Funding Sources (dollars)				IEUA Payback Period (years)
					Outside Funding	IEUA	MWD	Total	
FY 2019-2020									
SoCal Water\$mart Residential Rebates									
High Efficiency Toilets (HET)	7	56,120	0	3	\$0	\$420	\$280	\$700	2.9
High Efficiency Clothes Washers (HECW)	52	584,665	2	25	\$0	\$3,900	\$4,420	\$8,320	2.6
Rotating Nozzles for Pop-up Spray Heads (0 Apps/ 0 Nozzles)	0	0	0	0	\$0	\$0	\$0	\$0	0.0
Weather based Irrigation Controllers (WBIC)	40	539,690	2	17	\$0	\$3,200	\$3,200	\$6,400	2.3
Turf Replacement (6,839 sq. ft.)	5	294,077	1	9	\$0	\$6,320	\$13,678	\$19,998	8.4
Rain Barrels	0	0	0	0	\$0	\$0	\$0	\$0	0.0
Cisterns	0	0	0	0	\$0	\$0	\$0	\$0	0.0
Soil Moisture Sensor Systems	0	0	0	0	\$0	\$0	\$0	\$0	0.0
IEUA Locally Implemented Residential Programs									
Landscape Tune-Up Program	5	378,044	1	2	\$0	\$865	\$625	\$1,490	0.9
Residential Landscape Retrofit Program (1 WBIC/ 0 Nozzles)	1	13,492	0	0	\$0	\$605	\$0	\$605	17.6
Res. Education, Survey, and Controller Upgrade Program (5 WBIC)	4	67,461	0	2	\$0	\$1,639	\$1,151	\$2,790	9.5
Residential Pressure Regulation Program	2	8,995	0	0	\$0	\$351	\$73	\$424	15.3
Leak Detection Pilot Program	0	0	0	0	\$0	\$0	\$0	\$0	0.0
Subtotal	116	1,942,544	6	59	0	17,300	23,427	40,727	
SoCal Water\$mart Commercial Rebates									
High Efficiency Toilets (HET)	0	0	0	0	\$0	\$0	\$0	\$0	0.0
Waterless Urinals	0	0	0	0	\$0	\$0	\$0	\$0	0.0
Cooling Tower Controller	0	0	0	0	\$0	\$0	\$0	\$0	0.0
Weather Based Irrigation Controllers (WBIC)	59	248,042	0.76	8	\$0	\$885	\$2,065	\$2,950	1.4
Rotating Nozzles for Pop-up Spray Heads (0 App/ 0 Nozzles)	0	0	0	0	\$0	\$0	\$0	\$0	0.0
Large Rotary Nozzles	0	0	0	0	\$0	\$0	\$0	\$0	0.0
Central Computerized Irrigation Controller	0	0	0	0	\$0	\$0	\$0	\$0	0.0
Laminar Flow Restrictor	0	0	0	0	\$0	\$0	\$0	\$0	0.0
Air-Cooled Ice Machine	0	0	0	0	\$0	\$0	\$0	\$0	0.0
Turf Replacement (0 sq. ft.)	0	0	0	0	\$0	\$0	\$0	\$0	0.0
Soil Moisture Sensor Systems	0	0	0	0	\$0	\$0	\$0	\$0	0.0
Plumbing Flow Control	0	0	0	0	\$0	\$0	\$0	\$0	0.0
Subtotal	59	248,042	1	8	\$0	\$885	\$2,065	\$2,950	
TOTAL	175	2,190,587	7	67	\$0	\$18,185	\$25,492	\$43,677	

⁽¹⁾ Payback period = $\frac{\text{Total direct program costs}}{\text{AF saved/year} \times \text{MWD Tier II rate/AF}}$

City of Chino IEUA Regional Conservation Programs Annual Report

Program	District Devices/ Rebates	Gallons Saved (year)	AF Saved (year)	AF Saved Lifetime	Funding Sources (dollars)				IEUA Payback Period (years)
					Outside Funding	IEUA	MWD	Total	
FY 2018-2019									
SoCal Water\$mart Residential Rebates									
High Efficiency Toilets (HET)	20	160,343	0	10	\$0	\$1,200	\$800	\$2,000	3.1
High Efficiency Clothes Washers (HECW)	63	708,344	2	30	\$0	\$4,725	\$5,355	\$10,080	2.7
Rotating Nozzles for Pop-up Spray Heads (0 Apps/ 0 Nozzles)	0	0	0	0	\$0	\$0	\$0	\$0	0.0
Weather based Irrigation Controllers (WBIC)	26	350,799	1	11	\$0	\$2,080	\$2,080	\$4,160	2.4
Turf Removal (4,986 Sq. Ft.)	3	214,398	1	7	\$0	\$3,852	\$9,972	\$13,824	7.3
Rain Barrels	1	619	0	0	\$0	\$0	\$35	\$35	0.0
Cisterns	0	0	0	0	\$0	\$0	\$0	\$0	0.0
Soil Moisture Sensor Systems	0	0	0	0	\$0	\$0	\$0	\$0	0.0
IEUA Locally Implemented Residential Programs									
Landscape Tune-Up Program (1 Small Site/ 0 Large Sites)	1	13,655	0	0	\$541	\$0	\$0	\$541	0.0
Residential Landscape Retrofit Program (0 WBIC/ 0 Nozzles)	0	0	0	0	\$0	\$0	\$0	\$0	0.0
Res. Education, Survey, and Controller Upgrade Program (2 WBIC)	2	26,985	0	1	\$0	\$837	\$513	\$1,349	12.6
Residential Pressure Regulation Program	0	0	0	0	\$0	\$0	\$0	\$0	0.0
Subtotal	116	1,475,142	8	59	\$541	\$12,694	\$18,755	\$31,990	5.2
SoCal Water\$mart Commercial Rebates									
High Efficiency Toilets (HET)	0	0	0	0	\$0	\$0	\$0	\$0	0.0
Waterless Urinals	0	0	0	0	\$0	\$0	\$0	\$0	0.0
Cooling Tower Controller	0	0	0	0	\$0	\$0	\$0	\$0	0.0
Weather Based Irrigation Controllers (WBIC)	4	16,816	0.05	1	\$0	\$60	\$140	\$200	1.5
Rotating Nozzles for Pop-up Spray Heads (0 Apps/ 0 Nozzles)	0	0	0	0	\$0	\$0	\$0	\$0	0.0
Large Rotary Nozzles	0	0	0	0	\$0	\$0	\$0	\$0	0.0
Central Computerized Irrigation Controller	0	0	0	0	\$0	\$0	\$0	\$0	0.0
Laminar Flow Restrictor	0	0	0	0	\$0	\$0	\$0	\$0	0.0
Air-Cooled Ice Machine	0	0	0	0	\$0	\$0	\$0	\$0	0.0
Turf Removal (0 Sq. Ft.)	0	0	0	0	\$0	\$0	\$0	\$0	0.0
Soil Moisture Sensor Systems	0	0	0	0	\$0	\$0	\$0	\$0	0.0
Plumbing Flow Contro	0	0	0	0	\$0	\$0	\$0	\$0	0.0
Subtotal	4	16,816	0	1	\$0	\$60	\$140	\$200	
TOTAL	120	1,491,959	8	59	\$541	\$12,754	\$18,895	\$32,190	

⁽¹⁾ Payback period = $\frac{\text{Total direct program costs}}{\text{AF saved/year} \times \text{MWD Tier II rate/AF}}$

City of Chino IEUA Regional Conservation Programs Annual Report

Program	District Devices/ Rebates	Gallons Saved (year)	AF Saved (year)	AF Saved Lifetime	Funding Sources (dollars)				Payback Period (years) ⁽¹⁾
					Outside Funding	IEUA	MWD	Total	
FY 2017-2018									
SoCal Water\$mart Residential Rebates									
High Efficiency Toilets (HET)	7	56,120	0	3	\$0	\$420	\$280	\$700	5.3
High Efficiency Clothes Washers (HECW)	67	753,318	2	32	\$0	\$4,355	\$5,695	\$10,050	5.6
Rotating Nozzles for Pop-up Spray Heads (1 Apps/ 30 Nozzles)	30	43,012	0	1	\$0	\$90	\$60	\$150	1.5
Weather based Irrigation Controllers (WBIC)	24	323,814	1	10	\$0	\$1,680	\$1,920	\$3,600	4.7
Turf Removal (0 Sq. Ft.)	0	0	0	0	\$0	\$0	\$0	\$0	0.0
Rain Barrels	2	1,238	0	0	\$0	\$0	\$70	\$70	23.9
Cisterns	0	0	0	0	\$0	\$0	\$0	\$0	0.0
Soil Moisture Sensor Systems	0	0	0	0	\$0	\$0	\$0	\$0	0.0
IEUA Locally Implemented Residential Programs									
FreeSprinklerNozzles.com Program (\$528.50 Total Cost)	151	216,528	1	3	\$0	\$227	\$302	\$529	1.0
Residential Landscape Retrofit Program (0 WBIC/ 0 Nozzles)	2	0	0	0	\$958	\$38	\$920	\$1,916	0.0
Residential Education, Survey, and Controller Upgrade Program (5 WBIC)	4	67,461	0	2	\$0	\$2,369	\$451	\$2,820	17.7
Residential Pressure Regulation Program	7	269,193	1	8	\$0	\$1,710	\$1,517	\$3,227	5.1
Subtotal	294	1,730,685	5	60	\$958	\$10,889	\$11,215	\$23,062	
SoCal Water\$mart Commercial Rebates									
High Efficiency Toilets (HET)	80	641,371	2	39	\$0	\$4,800	\$3,200	\$8,000	5.3
Waterless Urinals	0	0	0	0	\$0	\$0	\$0	\$0	0.0
Cooling Tower Controller	0	0	0	0	\$0	\$0	\$0	\$0	0.0
Weather Based Irrigation Controllers (WBIC)	2	8,408	0.03	0	\$0	\$0	\$0	\$0	0.0
Rotating Nozzles for Pop-up Spray Heads (0 Apps/ 0 Nozzles)	0	0	0	0	\$0	\$0	\$0	\$0	0.0
Large Rotary Nozzles	0	0	0	0	\$0	\$0	\$0	\$0	0.0
Central Computerized Irrigation Controller	0	0	0	0	\$0	\$0	\$0	\$0	0.0
Laminar Flow Restrictor	0	0	0	0	\$0	\$0	\$0	\$0	0.0
Air-Cooled Ice Machine	0	0	0	0	\$0	\$0	\$0	\$0	0.0
Turf Removal (0 Sq. Ft.)	0	0	0	0	\$0	\$0	\$0	\$0	0.0
Soil Moisture Sensor Systems	0	0	0	0	\$0	\$0	\$0	\$0	0.0
Plumbing Flow Contro	0	0	0	0	\$0	\$0	\$0	\$0	0.0
IEUA Locally Implemented Commercial Programs									
FreeSprinklerNozzles.com Program (\$0 Total Cost)	0	0	0	0	\$0	\$0	\$0	\$0	0.0
Subtotal	82	649,779	2	40	\$0	\$4,800	\$3,200	\$8,000	
TOTAL	376	2,380,465	7	100	\$958	\$15,689	\$14,415	\$31,062	

$$^{(1)} \text{ Payback period} = \frac{\text{Total direct program costs}}{\text{AF saved/year} \times \text{MWD Tier II rate/AF}}$$

City of Chino IEUA Regional Conservation Programs Annual Report

Program	District Devices/ Rebates	Gallons Saved (year)	AF Saved (year)	AF Saved Lifetime	Funding Sources (dollars)				Payback Period (years) ⁽¹⁾
					Outside Funding	IEUA	MWD	Total	
FY 2016-2017									
SoCal Water\$mart Residential Rebates									
High Efficiency Toilets (HET)	40	320,686	1	20	\$0	\$3,080	\$1,480	\$4,560	6.2
High Efficiency Clothes Washers (HECW)	77	865,753	3	37	\$0	\$1,690	\$6,545	\$8,235	4.2
Rotating Nozzles for Pop-up Spray Heads	0	0	0	0	\$0	\$0	\$0	\$0	0.0
Weather based Irrigation Controllers (WBIC)	22	296,830	1	9	\$0	\$376	\$1,754	\$2,130	3.1
Turf Removal (22,224 Sq. Ft.)	15	941,564	3	29	\$0	\$0	\$44,448	\$44,448	20.7
Rain Barrels	7	4,334	0.01	0.07	\$0	\$0	\$525	\$525	53.1
Cisterns	0	0	0	0	\$0	\$0	\$0	\$0	0.0
Soil Moisture Sensor Systems	0	0	0	0	\$0	\$0	\$0	\$0	0.0
IEUA Locally Implemented Residential Programs									
FreeSprinklerNozzles.com Program	200	286,792	1	4	\$0	\$320	\$400	\$720	1.1
Residential Landscape Retrofit Program (2 WBIC/0 Nozzles)	1	26,985	0.08	1	\$510	\$0	\$510	\$1,021	16.6
Residential Education, Survey, and Controller Upgrade Program	0	0	0	0	\$0	\$0	\$0	\$0	0.0
Residential Pressure Regulation Program	0	0	0	0	\$0	\$0	\$0	\$0	0.0
Subtotal	362	2,742,944	8	100	\$510	\$5,466	\$55,662	\$61,639	
SoCal Water\$mart Commercial Rebates									
High Efficiency Toilets (HET)	110	881,885	3	54	\$0	\$300	\$15,425	\$15,725	7.8
Waterless Urinals	0	0	0	0	\$0	\$0	\$0	\$0	0.0
Cooling Tower Controller	0	0	0	0	\$0	\$0	\$0	\$0	0.0
Weather Based Irrigation Controllers (WBIC)	0	0	0	0	\$0	\$0	\$0	\$0	0.0
Rotating Nozzles for Pop-up Spray Heads	0	0	0	0	\$0	\$0	\$0	\$0	0.0
Large Rotary Nozzles	0	0	0	0	\$0	\$0	\$0	\$0	0.0
Central Computerized Irrigation Controller	0	0	0	0	\$0	\$0	\$0	\$0	0.0
Laminar Flow Restrictor	0	0	0	0	\$0	\$0	\$0	\$0	0.0
Air-Cooled Ice Machine	0	0	0	0	\$0	\$0	\$0	\$0	0.0
Turf Removal (121,375 Sq. Ft.)	4	5,142,295	16	158	\$0	\$4,963	\$140,023	\$144,986	12.4
Soil Moisture Sensor Systems	0	0	0	0	\$0	\$0	\$0	\$0	0.0
Plumbing Flow Contro	0	0	0	0	\$0	\$0	\$0	\$0	0.0
IEUA Locally Implemented Commercial Programs									
FreeSprinklerNozzles.com Program	0	0	0	0	\$0	\$0	\$0	\$0	0.0
Subtotal	114	6,024,180	18	212	\$0	\$5,263	\$155,448	\$160,711	
TOTAL	476	8,767,124	27	312	\$510	\$10,729	\$211,111	\$222,350	

⁽¹⁾ Payback period =
$$\frac{\text{Total direct program costs}}{\text{AF saved/year} \times \text{MWD Tier II rate/AF}}$$

City of Chino IEUA Regional Conservation Programs Annual Report

Program	District Devices/ Rebates	Gallons Saved (year)	AF Saved (year)	AF Saved Lifetime	Funding Sources (dollars)				Payback Period (years) ⁽¹⁾
					Outside Funding	IEUA	MWD	Total	
FY 2015-2016									
SoCal Water\$mart Residential Rebates									
High Efficiency Toilets (HET)	183	2,534,687	8	156	\$0	\$4,884	\$17,915	\$22,799	4.1
High Efficiency Clothes Washers (HECW)	76	854,510	3	39	\$0	\$1,430	\$6,460	\$7,890	4.2
Rotating Nozzles for Pop-up Spray Heads	102	146,242	0	2	\$0	\$0	\$385	\$385	1.2
Weather based Irrigation Controllers (WBIC)	12	1,271,010	4	39	\$0	\$178	\$940	\$1,118	0.4
Turf Removal (44,912 Sq. Ft.)	25	1,902,787	6	58	\$0	\$0	\$86,424	\$86,424	20.5
Rain Barrels	16	9,907	0.03	0.15	\$0	\$0	\$1,200	\$1,200	54.7
Soil Moisture Sensor Systems	0	0	0	0	\$0	\$0	\$0	\$0	0.0
IEUA Locally Implemented Residential Programs									
FreeSprinklerNozzles.com Program	108	154,868	0	2	\$0	\$173	\$216	\$389	1.1
Residential Landscape Retrofit Program (58 WBIC/245 Nozzles)	38	6,504,312	20	194	\$17,044	\$0	\$17,044	\$34,089	2.3
Landscape Transformation Program (2,400 Sq. Ft.)	3	109,502	0.34	3	\$720	\$7,554	\$0	\$8,274	32.7
Residential Pressure Regulation Program	0	0	0	0	\$0	\$0	\$0	\$0	0.0
Subtotal	563	13,487,825	41	494	\$17,764	\$14,218	\$130,585	\$162,567	
SoCal Water\$mart Commercial Rebates									
High Efficiency Toilets (HET)	253	3,504,240	11	215	\$0	\$11,550	\$30,450	\$42,000	5.2
Waterless Urinals	0	0	0	0	\$0	\$0	\$0	\$0	0.0
Cooling Tower Controller	0	0	0	0	\$0	\$0	\$0	\$0	0.0
Weather Based Irrigation Controllers (WBIC)	29	3,071,608	9	94	\$0	\$2,340	\$37,239	\$39,579	5.6
Rotating Nozzles for Pop-up Spray Heads	5,350	7,671,686	24	118	\$0	\$0	\$21,400	\$21,400	1.2
Large Rotary Nozzles	0	0	0	0	\$0	\$0	\$0	\$0	0.0
Central Computerized Irrigation Controller	0	0	0	0	\$0	\$0	\$0	\$0	0.0
Laminar Flow Restrictor	0	0	0	0	\$0	\$0	\$0	\$0	0.0
Air-Cooled Ice Machine	0	0	0	0	\$0	\$0	\$0	\$0	0.0
Turf Removal (409,006 Sq. Ft.)	11	17,328,357	53	532	\$0	\$97,945	\$578,136	\$676,082	16.9
Soil Moisture Sensor Systems	0	0	0	0	\$0	\$0	\$0	\$0	0.0
Plumbing Flow Contro	2,206	3,019,529	9	93	\$0	\$11,030	\$11,030	\$22,060	3.2
IEUA Locally Implemented Commercial Programs									
FreeSprinklerNozzles.com Program	0	0	0	0	\$0	\$0	\$0	\$0	0.0
Subtotal	7,849	34,595,419	106	1,051	\$0	\$122,865	\$678,255	\$801,121	
TOTAL	8,412	48,083,244	148	1,546	\$17,764	\$137,084	\$808,840	\$963,688	

⁽¹⁾ Payback period =
$$\frac{\text{Total direct program costs}}{\text{AF saved/year} \times \text{MWD Tier II rate/AF}}$$

City of Chino IEUA Regional Conservation Programs Annual Report

Program	District Devices/ Rebates	Gallons Saved (year)	AF Saved (year)	AF Saved Lifetime	Funding Sources (dollars)				Payback Period (years) ⁽¹⁾
					Outside Funding	IEUA	MWD	Total	
FY 2014-2015									
SoCal WaterSmart Residential Rebates									
High Efficiency Toilets (HET)	89	1,232,717	4	76	\$0	\$4,450	\$4,450	\$8,900	3.1
High Efficiency Clothes Washers (HECW)	86	773,556	2	36	\$0	\$5,590	\$7,310	\$12,900	7.2
Rotating Nozzles for Pop-up Spray Heads	82	117,585	0	2	\$0	\$82	\$328	\$410	1.5
Weather based Irrigation Controllers (WBIC)	2	211,835	1	7	\$0	\$140	\$160	\$300	0.6
Turf Removal (4,710 Sq. Ft.)	3	198,799	0.6	6	\$0	\$0	\$9,420	\$9,420	20.5
Rain Barrels	10	1,059,175	3	33	\$0	\$0	\$750	\$750	0.3
IEUA Locally Implemented Residential Programs									
FreeSprinklerNozzles.com Program	332	432,795	1	7	\$0	\$0	\$4,320	\$4,320	4.3
Residential Landscape Retrofit Program (47 WBIC/516 Nozzles)	32	5,716,286	18	164	\$29,305	\$0	\$29,305	\$58,610	4.4
Landscape Transformation Program (13,900 Sq. Ft.)	16	255,460	1	8	\$0	\$19,206	\$27,800	\$47,006	79.7
Subtotal	652	9,998,208	31	337	\$29,305	\$29,468	\$83,843	\$142,615	
SoCal WaterSmart Commercial Rebates									
High Efficiency Toilets (HET)	200	2,770,150	9	170	\$0	\$10,000	\$10,000	\$20,000	3.1
Waterless Urinals	0	0	0	0	\$0	\$0	\$0	\$0	0.0
Cooling Tower Controller	0	0	0	0	\$0	\$0	\$0	\$0	0.0
Weather Based Irrigation Controllers (WBIC)	23	2,436,103	7	75	\$0	\$729	\$1,483	\$2,212	0.4
Rotating Nozzles for Pop-up Spray Heads	3,051	3,977,284	12	61	\$0	\$90	\$185	\$275	0.0
Large Rotary Nozzles	0	0	0	0	\$0	\$0	\$0	\$0	0.0
Central Computerized Irrigation Controller	0	0	0	0	\$0	\$0	\$0	\$0	0.0
Laminar Flow Restrictor	0	0	0	0	\$0	\$0	\$0	\$0	0.0
Air-Cooled Ice Machine	0	0	0	0	\$0	\$0	\$0	\$0	0.0
Turf Removal (52,644 Sq. Ft.)	4	2,231,216	6.8	68	\$0	\$52,644	\$108,288	\$160,932	31.3
IEUA Locally Implemented Commercial Programs									
FreeSprinklerNozzles.com Program	0	0	0	0	\$0	\$0	\$0	\$0	0.0
Subtotal	3,278	11,414,752	35	374	\$0	\$63,463	\$119,956	\$183,420	
TOTAL	3,930	21,412,960	66	712	\$29,305	\$92,931	\$203,799	\$326,035	

⁽¹⁾ Payback period = $\frac{\text{Total direct program costs}}{\text{AF saved/year} \times \text{MWD Tier II rate/AF}}$

City of Chino IEUA Regional Conservation Programs Annual Report

Program	District Devices/ Rebates	Gallons Saved (year)	AF Saved (year)	AF Saved Lifetime	Funding Sources (dollars)				Payback Period (years) ⁽¹⁾
					Outside Funding	IEUA	MWD	Total	
FY 2013-2014									
SoCal Water\$mart Residential Rebates									
High Efficiency Toilets (HET)	15	207,730	1	13	\$0	\$750	\$750	\$1,500	3.1
High Efficiency Clothes Washers (HECW)	70	629,544	2	29	\$0	\$4,550	\$5,950	\$10,500	7.2
Rotating Nozzles for Pop-up Spray Heads	0	0	0	0	\$0	\$0	\$0	\$0	0.0
Weather based Irrigation Controllers (WBIC)	0	0	0	0	\$0	\$0	\$0	\$0	0.0
Rain Barrels	0	0	0	0	\$0	\$0	\$0	\$0	0.0
IEUA Locally Implemented Residential Programs									
FreeSprinklerNozzles.com Program	325	423,670	1	7	\$0	\$0	\$3,900	\$3,900	4.0
Residential Landscape Retrofit Program	0	0	0	0	\$0	\$0	\$0	\$0	0.0
Landscape Transformation Program (5,599 Sq. Ft.)	6	255,460	1	8	\$0	\$9,734	\$7,348	\$17,082	29.0
Subtotal	416	1,516,404	5	56	\$0	\$15,034	\$17,948	\$32,982	
SoCal Water\$mart Commercial Rebates									
High Efficiency Toilets (HET)	0	0	0	0	\$0	\$0	\$0	\$0	0.0
Waterless Urinals	0	0	0	0	\$0	\$0	\$0	\$0	0.0
Cooling Tower Controller	0	0	0	0	\$0	\$0	\$0	\$0	0.0
Weather Based Irrigation Controllers (WBIC)	4	423,606	1	13	\$0	\$729	\$1,483	\$2,212	2.3
Rotating Nozzles for Pop-up Spray Heads	53	69,080	0	1	\$0	\$90	\$185	\$275	1.7
Large Rotary Nozzles	0	0	0	0	\$0	\$0	\$0	\$0	0.0
Central Computerized Irrigation Controller	0	0	0	0	\$0	\$0	\$0	\$0	0.0
Laminar Flow Restrictor	0	0	0	0	\$0	\$0	\$0	\$0	0.0
Air-Cooled Ice Machine	0	0	0	0	\$0	\$0	\$0	\$0	0.0
Turf Removal	0	0	0	0	\$0	\$0	\$0	\$0	0.0
IEUA Locally Implemented Commercial Programs									
FreeSprinklerNozzles.com Program	660	860,247	3	13	\$0	\$0	\$2,145	\$2,145	1.1
Subtotal	717	1,352,933	4	27	\$0	\$819	\$3,813	\$4,633	
TOTAL	1,133	2,869,337	9	83	\$0	\$15,853	\$21,761	\$37,615	

$$^{(1)} \text{ Payback period} = \frac{\text{Total direct program costs}}{\text{AF saved/year} \times \text{MWD Tier II rate/AF}}$$

City of Chino IEUA Regional Conservation Programs Annual Report

Program	District Devices/ Rebates	Gallons Saved (year)	AF Saved (year)	AF Saved Lifetime	Funding Sources (dollars)				Payback Period (years) ⁽¹⁾
					Outside Funding	IEUA	MWD	Total	
FY 2012-2013									
SoCal Water\$mart Residential Rebates									
High Efficiency Toilets (HET)	3	41,546	0.13	2.55	\$0	\$150	\$150	\$300	3.2
High Efficiency Clothes Washers (HECW)	102	917,336	2.82	42.23	\$0	\$6,630	\$8,670	\$15,300	7.5
Rotating Nozzles for Pop-up Spray Heads	2	2,607	0.01	0.04	\$0	\$2	\$8	\$10	1.7
Weather based Irrigation Controllers (WBIC)	3	317,705	0.98	9.75	\$0	\$210	\$240	\$450	0.6
IEUA Locally Implemented Residential Programs									
FreeSprinklerNozzles.com Program	748	975,093	2.99	14.96	\$0	\$0	\$3,900	\$3,900	1.8
Residential Landscape Retrofit Program	0	0	0.00	0.00	\$0	\$0	\$0	\$0	0.0
Landscape Transformation Program (5,648 Sq. Ft.)	6	257,696	0.79	7.91	\$1,412	\$4,688	\$5,648	\$11,748	20.4
Subtotal	864	2,511,982	8	77	\$1,412	\$11,680	\$18,616	\$31,708	
IEUA High Efficiency Toilet (HET) Installation Prog.									
IEUA Multi-Family Direct Install Prog. (HET)	0	0	0.00	0.00	\$0	\$0	\$0	\$0	0.0
IEUA Single-Family Direct Install Prog. (HET)	102	1,412,564	4.34	86.70	\$7,481	\$3,637	\$5,100	\$16,218	5.1
Subtotal	102	1,412,564	4	87	\$7,481	\$3,637	\$5,100	\$16,218	
SoCal Water\$mart Commercial Rebates									
High Efficiency Toilets (HET)	1	13,849	0.04	0.85	\$0	\$50	\$50	\$100	3.2
Waterless Urinals	1	39,982	0.12	2.45	\$0	\$100	\$200	\$300	3.4
Cooling Tower Controller	0	0	0.00	0.00	\$0	\$0	\$0	\$0	0.0
High Efficiency Clothes Washers	0	0	0.00	0.00	\$0	\$0	\$0	\$0	0.0
Weather based Irrigation Controllers (WBIC)	0	0	0.00	0.00	\$0	\$0	\$0	\$0	0.0
Rotating Nozzles for Pop-up Spray Heads	0	0	0.00	0.00	\$0	\$0	\$0	\$0	0.0
Large Rotary Nozzles	0	0	0.00	0.00	\$0	\$0	\$0	\$0	0.0
Central Computerized Irrigation Controller	0	0	0.00	0.00	\$0	\$0	\$0	\$0	0.0
Laminar Flow Restrictor	0	0	0.00	0.00	\$0	\$0	\$0	\$0	0.0
Air-Cooled Ice Machine	0	0	0.00	0.00	\$0	\$0	\$0	\$0	0.0
IEUA Locally Implemented Commercial Programs									
Fontana Unified School Retrofit Program	0	0	0.00	0.00	\$0	\$0	\$0	\$0	0.0
FreeSprinklerNozzles.com Program	3,340	4,353,369	13	67	\$0	\$0	\$10,020	\$10,020	1.0
Subtotal	3,342	4,407,200	14	70	1	\$150	\$10,270	\$10,421	
TOTAL	4,308	8,331,746	26	234	\$8,894	\$15,467	\$33,986	\$58,347	

⁽¹⁾ Payback period =
$$\frac{\text{Total direct program costs}}{\text{AF saved/year} \times \text{MWD Tier II rate/AF}}$$

City of Chino IEUA Regional Conservation Programs Annual Report

Program	District Devices/ Rebates	Gallons Saved (year)	AF Saved (year)	AF Saved Lifetime	Funding Sources (dollars)				Payback Period (years) ⁽¹⁾
					Outside Funding	IEUA	MWD	Total	
FY 2011-2012									
Residential Rebate Programs									
High Efficiency Clothes Washers (HECW)	126	1,133,179	3.48	52.16	\$0	\$0	\$10,710	\$10,710	4.5
Rotating Nozzles for Pop-up Spray Heads	0	0	0.00	0.00	\$0	\$0	\$0	\$0	0.0
Weather Based Irrigation Controllers (WBIC)	2	211,803	0.65	6.50	\$0	\$90	\$160	\$250	0.6
FreeSprinklerNozzles.com Program	1,103	1,437,871	4.41	22.06	\$0	\$0	\$3,600	\$3,600	1.2
Residential Landscape Retrofit Program	0	0	0.00	0.00	\$0	\$0	\$0	\$0	0.0
Subtotal	1,231	2,782,853	9	81	\$0	\$90	\$14,470	\$14,560	
IEUA Mulit-Family Direct Install Prog. (HET)									
IEUA Multi-Family Direct Install Prog. (HET)	2	27,697	0.09	1.70	\$147	\$71	\$100	\$318	5.5
IEUA Single-Family Direct Install Prog. (HET)	82	1,135,591	3.49	69.70	\$6,014	\$2,924	\$4,100	\$13,038	5.5
Subtotal	84	1,163,288	4	71	\$6,161	\$2,995	\$4,200	\$13,356	
CII Save-A-Buck Rebate Program									
High Efficiency Toilets (HET)	0	0	0.00	0.00	\$0	\$0	\$0	\$0	0.0
Waterless Urinals	6	239,892	0.74	14.72	\$0	\$300	\$1,200	\$1,500	3.0
Conductivity Controller	0	0	0.00	0.00	\$0	\$0	\$0	\$0	0.0
High Efficiency Clothes Washers	0	0	0.00	0.00	\$0	\$0	\$0	\$0	0.0
Weather Based Irrigation Controllers (WBIC)	0	0	0.00	0.00	\$0	\$0	\$0	\$0	0.0
Rotating Nozzles for Pop-up Spray Heads	0	0	0.00	0.00	\$0	\$0	\$0	\$0	0.0
Large Rotary Nozzles	0	0	0.00	0.00	\$0	\$0	\$0	\$0	0.0
FreeSprinklerNozzles.com Program	1,855	2,417,814	7.42	37.10	\$0	\$0	\$5,565	\$5,565	1.1
Central Computerized Irrigation Controller	0	0	0.00	0.00	\$0	\$0	\$0	\$0	0.0
Subtotal	1,861	2,657,706	8	52	\$0	\$300	\$6,765	\$7,065	
TOTAL	3,176	6,603,847	20	204	\$6,161	\$3,385	\$25,435	\$34,981	

⁽¹⁾ Payback period =
$$\frac{\text{Total direct program costs}}{\text{AF saved/year} \times \text{MWD Tier II rate/AF}}$$

City of Chino IEUA Regional Conservation Programs Annual Report

Program	District Devices/ Rebates	Gallons Saved (year)	AF Saved (year)	AF Saved Lifetime	Funding Sources (dollars)				Payback Period (years) ⁽¹⁾
					Outside Funding	IEUA	MWD	Total	
FY 2010-2011									
Residential Rebate Programs									
High Efficiency Toilets (HET)	5	69,243	0.21	4.25	\$0	\$175	\$250	\$425	4.0
High Efficiency Clothes Washers (HECW)	199	1,789,704	5.49	82.39	\$0	\$0	\$16,915	\$16,915	6.2
Rotating Nozzles for Pop-up Spray Heads	90	117,306	0.36	1.80	\$0	\$180	\$270	\$450	0.0
Weather Based Irrigation Controllers (WBIC)	1	105,902	0.33	3.25	\$0	\$45	\$80	\$125	0.8
Synthetic Turf (600 Sq. Ft.)	1	27,376	0.08	0.84	\$0	\$270	\$180	\$450	10.7
FreeSprinklerNozzles.com Program	48	62,573	0.19	0.96	\$0	\$0	\$3,600	\$3,600	37.6
Subtotal	344	2,172,104	7	93.49	\$0	\$670	\$21,295	\$21,965	
IEUA Multi-Family Direct Install Prog. (HET)									
IEUA Multi-Family Direct Install Prog. (HET)	1	13,849	0.04	0.85	\$73	\$36	\$50	\$159	0.0
Subtotal	1	13,849	0.04	0.85	\$73	\$36	\$50	\$159	
CII Save-A-Buck Rebate Program									
High Efficiency Toilets (HET)	0	0	0.00	0.00	\$0	\$0	\$0	\$0	0.0
Waterless Urinals	111	4,437,993	13.62	272.39	\$0	\$5,550	\$22,200	\$27,750	4.1
Conductivity Controller	0	0	0.00	0.00	\$0	\$0	\$0	\$0	0.0
Weather Based Irrigation Controllers (WBIC)	0	0	0.00	0.00	\$0	\$0	\$0	\$0	0.0
Synthetic Turf (Sq. Ft.)	0	0	0.00	0.00	\$0	\$0	\$0	\$0	0.0
Rotating Nozzles for Pop-up Spray Heads	0	0	0.00	0.00	\$0	\$0	\$0	\$0	0.0
Large Rotary Nozzles	0	0	0.00	0.00	\$0	\$0	\$0	\$0	0.0
Subtotal	111	4,437,993	14	272	\$0	\$5,550	\$22,200	\$27,750	
TOTAL	456	6,623,945	20	367	\$73	\$6,256	\$43,545	\$49,874	

⁽¹⁾ Payback period = $\frac{\text{Total direct program costs}}{\text{AF saved/year} \times \text{MWD Tier II rate/AF}}$

City of Chino IEUA Regional Conservation Programs Annual Report

Program	District Devices/ Rebates	Gallons Saved (year)	AF Saved (year)	AF Saved Lifetime	Funding Sources (dollars)				Payback Period (years) ⁽¹⁾
					Outside Funding	IEUA	MWD	Total	
FY 2009-2010									
Residential Rebate Programs									
High Efficiency Toilets (HET)	147	2,035,754	6.25	124.95	\$0	\$5,145	\$7,350	\$12,495	4.0
High Efficiency Clothes Washers (HECW)	49	440,681	1.35	20.29	\$0	\$2,450	\$5,390	\$7,840	11.6
Rotating Nozzles for Pop-up Spray Heads	0	0	0.00	0.00	\$0	\$0	\$0	\$0	0.0
Weather Based Irrigation Controllers (WBIC)	1	105,902	0.33	3.25	\$0	\$45	\$80	\$125	0.8
Water Wise Landscape (Turf Buy Back) (0)	0	0	0.00	0.00	\$0	\$0	\$0	\$0	0.0
Synthetic Turf (1,404 Sq. Ft.)	3	64,049	0.20	1.97	\$0	\$632	\$421	\$1,053	10.7
Subtotal	200	2,646,386	8	150	\$0	\$8,272	\$13,241	\$21,513	
IEUA Multi-Family Direct Install Prog. (HET)									
IEUA Multi-Family Direct Install Prog. (HET)	0	0	0	0	\$0	\$0	\$0	\$0	0.0
Subtotal	0	0	0	0	\$0	\$0	\$0	\$0	
CII Save-A-Buck Rebate Program									
ULFT Tank	0	0	0.00	0.00	\$0	\$0	\$0	\$0	0.0
High Efficiency Toilets (HET)	101	1,398,715	4.29	85.85	\$0	\$13,635	\$16,665	\$30,300	14.2
Waterless Urinals	15	599,729	1.84	36.81	\$0	\$0	\$6,000	\$6,000	6.5
Conductivity Controller	0	0	0.00	0.00	\$0	\$0	\$0	\$0	0.0
High Efficiency Clothes Washers	0	0	0.00	0.00	\$0	\$0	\$0	\$0	0.0
Weather Based Irrigation Controllers (WBIC)	1	105,902	0.33	3.25	\$0	\$120	\$200	\$320	2.0
Synthetic Turf (Sq. Ft.)	0	0	0.00	0.00	\$0	\$0	\$0	\$0	0.0
Rotating Nozzles for Pop-up Spray Heads	0	0	0.00	0.00	\$0	\$0	\$0	\$0	0.0
Pre-Rinse Nozzles	0	0	0.00	0.00	\$0	\$0	\$0	\$0	0.0
Subtotal	117	2,104,346	6	126	\$0	\$13,755	\$22,865	\$36,620	
TOTAL	317	4,750,732	15	276	\$0	\$22,027	\$36,106	\$58,133	

⁽¹⁾ Payback period =
$$\frac{\text{Total direct program costs}}{\text{AF saved/year} \times \text{MWD Tier II rate/AF}}$$

City of Chino IEUA Regional Conservation Programs Annual Report

Program	District Devices/ Rebates	Gallons Saved (year)	AF Saved (year)	AF Saved Lifetime	Funding Sources (dollars)				Payback Period (years) ⁽¹⁾
					Outside Funding	IEUA	MWD	Total	
FY 2008-2009									
Residential Rebate Programs									
Ultra Low Flush Toilets (ULFT)	0	0	0.00	0.00	\$0	\$0	\$0	\$0	0.0
High Efficiency Toilets (HET)	178	2,465,063	7.57	151.30	\$0	\$0	\$29,370	\$29,370	7.8
High Efficiency Clothes Washers (HECW)	87	782,433	2.40	36.02	\$0	\$0	\$9,570	\$9,570	8.0
Rotating Nozzles for Pop-up Spray Heads	40	52,136	0.16	0.80	\$0	\$0	\$160	\$160	2.0
Weather Based Irrigation Controllers (WBIC)	1	105,902	0.33	3.25	\$0	\$0	\$80	\$80	0.5
Water Wise Landscape (Turf Buy Back) (5,966 Sq. Ft.)	4	272,164	0.84	8.35	\$0	\$7,300	\$0	\$7,300	17.5
Synthetic Turf (6,233 Sq. Ft.)	8	284,344	0.87	8.73	\$0	\$1,870	\$1,870	\$3,740	8.6
Subtotal	318	3,962,042	12	208	\$0	\$9,170	\$41,050	\$50,220	
IEUA Multi-Family Direct Install Prog. (HET)									
IEUA Multi-Family Direct Install Prog. (HET)	235	3,254,437	9.99	199.75	\$17,235	\$8,380	\$38,775	\$64,390	12.9
Subtotal	235	3,254,437	10	200	\$17,235	\$8,380	\$38,775	\$64,390	
CII Save-A-Buck Rebate Program									
ULFT Flushometer	0	0	0.00	0.00	\$0	\$0	\$0	\$0	0.0
ULFT Tank	0	0	0.00	0.00	\$0	\$0	\$0	\$0	0.0
High Efficiency Toilets (HET)	26	360,065	1.11	22.10	\$0	\$3,510	\$4,290	\$7,800	14.2
Waterless Urinals	29	1,159,476	3.56	71.17	\$0	\$0	\$11,600	\$11,600	6.5
Conductivity Controller	0	0	0.00	0.00	\$0	\$0	\$0	\$0	0.0
High Efficiency Clothes Washers	3	26,980	0.08	0.83	\$0	\$300	\$240	\$540	13.1
Water Brooms	0	0	0.00	0.00	\$0	\$0	\$0	\$0	0.0
Weather Based Irrigation Controllers (WBIC)	8	847,213	2.60	26.00	\$0	\$0	\$5,352	\$5,352	4.1
Synthetic Turf (Sq. Ft.)	0	0	0.00	0.00	\$0	\$0	\$0	\$0	0.0
Rotating Nozzles for Pop-up Spray Heads	0	0	0.00	0.00	\$0	\$0	\$0	\$0	0.0
Large Rotary Nozzles	0	0	0.00	0.00	\$0	\$0	\$0	\$0	0.0
Pre-Rinse Nozzles	15	747,828	2.30	11.48	\$0	\$0	\$900	\$900	0.8
Subtotal	81	3,141,562	10	132	\$0	\$3,810	\$22,382	\$26,192	
MWD Public Sector Program									
High Efficiency Toilets (HET)	0	0	0.00	0.00	\$0	\$0	\$0	\$0	0.0
Waterless Urinals	0	0	0.00	0.00	\$0	\$0	\$0	\$0	0.0
Water Brooms	0	0	0.00	0.00	\$0	\$0	\$0	\$0	0.0
Weather Based Irrigation Controllers (WBIC)	0	0	0.00	0.00	\$0	\$0	\$0	\$0	0.0
Central Computer Irrigation Controllers (CCIC)	44	14,222,744	43.65	436.48	\$0	\$0	\$212,530	\$212,530	9.8
Synthetic Turf (22,327 Sq. Ft.)	1	1,018,539	3.13	31.26	\$0	\$0	\$16,745	\$16,745	10.7
Subtotal	45	15,241,283	47	468	\$0	\$0	\$229,275	\$229,275	
TOTAL	679	25,599,324	79	1,008	\$17,235	\$21,360	\$331,482	\$370,077	

⁽¹⁾ Payback period = $\frac{\text{Total direct program costs}}{\text{AF saved/year} \times \text{MWD Tier II rate/AF}}$

City of Chino IEUA Regional Conservation Programs Annual Report

Program	District Devices/ Rebates	Gallons Saved (year)	AF Saved (year)	AF Saved Lifetime	Funding Sources (dollars)				Payback Period (years) ⁽¹⁾
					Outside Funding	IEUA	MWD	Total	
FY 2007-2008									
Residential Rebate Programs									
Ultra Low Flush Toilets (ULFT)	6	74,099	0.23	4.55	\$0	\$0	\$360	\$360	3.7
High Efficiency Toilets (HET)	0	0	0.00	0.00	\$0	\$0	\$0	\$0	0.0
High Efficiency Clothes Washers (HECW)	170	1,528,893	4.69	70.38	\$0	\$0	\$18,700	\$18,700	9.3
Rotating Nozzles for Pop-up Spray Heads	22	28,675	0.09	0.44	\$0	\$0	\$88	\$88	2.3
Weather Based Irrigation Controllers (WBIC)	0	0	0.00	0.00	\$0	\$0	\$0	\$0	0.0
Water Wise Landscape (Turf Buy Back) (Sq. Ft.)	0	0	0.00	0.00	\$0	\$0	\$0	\$0	0.0
Synthetic Turf (2,215 Sq. Ft.)	3	101,046	0.31	3.10	\$0	\$665	\$665	\$1,329	10.0
Subtotal	201	1,732,713	5	78	\$0	\$665	\$19,813	\$20,477	
IEUA Multi-Family Direct Install Prog. (HET/ULFT)									
IEUA Multi-Family Direct Install Prog. (HET/ULFT)	28	345,793	1.06	21.22	\$2,054	\$998	\$1,680	\$4,732	10.4
Subtotal	28	345,793	1	21	\$2,054	\$998	\$1,680	\$4,732	
CII Save-A-Buck Rebate Program									
ULFT Flushometer	0	0	0.00	0.00	\$0	\$0	\$0	\$0	0.0
ULFT Tank	0	0	0.00	0.00	\$0	\$0	\$0	\$0	0.0
High Efficiency Toilets (HET)	158	2,188,089	6.72	134.30	\$0	\$21,330	\$26,070	\$47,400	16.5
Waterless Urinals	90	3,598,373	11.04	220.86	\$0	\$0	\$36,000	\$36,000	7.6
Conductivity Controller	0	0	0.00	0.00	\$0	\$0	\$0	\$0	0.0
High Efficiency Clothes Washers	0	0	0.00	0.00	\$0	\$0	\$0	\$0	0.0
Water Brooms	0	0	0.00	0.00	\$0	\$0	\$0	\$0	0.0
Weather Based Irrigation Controllers (WBIC)	0	0	0.00	0.00	\$0	\$0	\$0	\$0	0.0
Synthetic Turf (30,400 Sq. Ft.)	2	1,386,822	4.26	42.56	\$0	\$9,120	\$9,120	\$18,240	10.0
Rotating Nozzles for Pop-up Spray Heads	0	0	0.00	0.00	\$0	\$0	\$0	\$0	0.0
Subtotal	250	7,173,284	22	398	\$0	\$30,450	\$71,190	\$101,640	
MWD Public Sector Program									
High Efficiency Toilets (HET)	0	0	0.00	0.00	\$0	\$0	\$0	\$0	0.0
Waterless Urinals	51	2,039,078	6.26	125.15	\$0	\$0	\$62,475	\$62,475	23.4
Water Brooms	42	2,099,393	6.44	32.21	\$0	\$0	\$15,960	\$15,960	5.8
Weather Based Irrigation Controllers (WBIC)	0	0	0.00	0.00	\$0	\$0	\$0	\$0	0.0
Central Computer Irrigation Controllers (CCIC)	0	0	0.00	0.00	\$0	\$0	\$0	\$0	0.0
Subtotal	93	4,138,471	13	157	\$0	\$0	\$78,435	\$78,435	
TOTAL	572	13,390,260	41	655	\$2,054	\$32,113	\$171,118	\$205,284	

⁽¹⁾ Payback period = $\frac{\text{Total direct program costs}}{\text{AF saved/year} \times \text{MWD Tier II rate/AF}}$

City of Chino IEUA Regional Conservation Programs Annual Report

Program	District Devices/ Rebates	Gallons Saved (year)	AF Saved (year)	AF Saved Lifetime	Funding Sources (dollars)				Payback Period (years) ⁽¹⁾
					Outside Funding	IEUA	MWD	Total	
FY 2006-2007									
Residential Rebate Programs									
Ultra Low Flush Toilets (ULFT)	11	124,377	0.38	7.63	\$0	\$0	\$660	\$660	4.0
High Efficiency Toilets (HET)	0	0	0.00	0.00	\$0	\$0	\$0	\$0	0.0
High Efficiency Clothes Washers (HECW)	146	4,024,781	12.35	185.27	\$0	\$0	\$16,060	\$16,060	3.0
Rotating Sprinkler Nozzles	0	0	0.00	0.00	\$0	\$0	\$0	\$0	0.0
Weather Based Irrigation Controllers (WBIC) - Rebate	2	423,606	1.30	13.00	\$0	\$320	\$160	\$480	0.9
Weather Based Irrigation Controllers (WBIC) - Distribution	28	5,930,488	18.20	182.00	\$0	\$0	\$6,720	\$6,720	0.9
Subtotal	187	10,503,253	32	388	\$0	\$320	\$23,600	\$23,920	
IEUA Multi-Family Direct Install Prog. (HET/ULFT)									
Multi-Family Toilet Program (HET/ULFT)	944	10,673,836	32.76	655.14	\$69,233	\$33,663	\$56,640	\$159,536	11.4
Subtotal	944	10,673,836	33	655	\$69,233	\$33,663	\$56,640	\$159,536	
CI Save-A-Buck Rebate Program									
ULFT Flushometer	0	0	0.00	0.00	\$0	\$0	\$0	\$0	0.0
ULFT Tank	0	0	0.00	0.00	\$0	\$0	\$0	\$0	0.0
High Efficiency Toilets (HET)	0	0	0.00	0.00	\$0	\$0	\$0	\$0	0.0
Zero Water Urinal	1	39,917	0.12	2.45	\$0	\$0	\$400	\$400	7.6
Conductivity Controller	1	209,848	0.64	3.22	\$0	\$0	\$625	\$625	2.3
High Efficiency Clothes Washers (HECW)	24	661,608	2.03	30.46	\$0	\$1,680	\$3,120	\$4,800	5.5
Water Brooms	0	0	0.00	0.00	\$0	\$0	\$0	\$0	0.0
Weather Based Irrigation Controllers (WBIC)	2	423,606	1.30	13.00	\$0	\$0	\$1,260	\$1,260	2.3
Subtotal	28	12,008,815	37	704	\$69,233	\$35,343	\$62,045	\$166,621	
TOTAL	1,159	33,185,904	102	1,747	\$138,466	\$69,326	\$142,285	\$350,077	

(1) Payback period = $\frac{\text{Total direct program costs}}{\text{AF saved/year} \times \text{MWD Tier II rate/AF}}$

City of Chino IEUA Regional Conservation Programs Annual Report

Program	District Devices/ Rebates	Gallons Saved (year)	AF Saved (year)	AF Saved Lifetime	Funding Sources (dollars)				Payback Period (years) ⁽¹⁾
					Outside Funding	IEUA	MWD	Total	
FY 2005-2006									
Residential Programs									
City Event (ULFT)	0	0	0.00	0.00	\$0	\$0	\$0	\$0	0.0
IEUA Regional Event (ULFT)	0	0	0.00	0.00	\$0	\$0	\$0	\$0	0.0
IEUA Rebate Program (ULFT)	33	373,132	1.15	22.90	\$0	\$33	\$1,980	\$2,013	4.1
High Efficiency Clothes Washers	128	1,151,166	3.53	52.99	\$0	\$128	\$14,080	\$14,208	9.4
Subtotal	161	1,524,298	5	76	\$0	\$161	\$16,060	\$16,221	
IEUA Multi-Family Direct Install Prog. (HET/ULFT)									
Multi-Family Program	145	1,639,519	5.03	100.63	\$0	\$15,225	\$8,700	\$23,925	11.1
Subtotal	145	1,639,519	5	101	\$0	\$15,225	\$8,700	\$23,925	
CII Save-A-Buck Rebate Program									
ULFT's (Tank)	0	0	0.00	0.00	\$0	\$0	\$0	\$0	0.0
Conductivity Controller	0	0	0.00	0.00	\$0	\$0	\$0	\$0	0.0
High Efficiency Clothes Washers	0	0	0.00	0.00	\$0	\$0	\$0	\$0	0.0
Water Brooms	0	0	0.00	0.00	\$0	\$0	\$0	\$0	0.0
Pre-Rinse Spray Nozzles	0	0	0.00	0.00	\$0	\$0	\$0	\$0	0.0
Weather Based Irrigation Controllers (WBIC)	0	0	0.00	0.00	\$0	\$0	\$0	\$0	0.0
Subtotal	0	0	0	0	\$0	\$0	\$0	\$0	
TOTAL	306	3,163,818	10	177	\$0	\$15,386	\$24,760	\$40,146	

FY 2004-2005									
Residential Programs									
City Event (ULFT)	236	2,668,459	8.19	163.78	\$0	\$1,534	\$14,160	\$15,694	4.5
IEUA Regional Event (ULFT)	2	22,614	0.07	1.39	\$0	\$22	\$120	\$142	4.8
IEUA Rebate Program (ULFT)	44	497,509	1.53	30.54	\$0	\$44	\$2,640	\$2,684	4.1
High Efficiency Clothes Washers	195	1,753,730	5.38	80.73	\$0	\$195	\$21,450	\$21,645	9.4
Pool Cover Rebates	6	102,492	0.31	1.57	\$0	\$1,219	\$0	\$1,219	9.1
Subtotal	483	5,044,804	15	278	\$0	\$3,014	\$38,370	\$41,384	
IEUA Multi-Family Direct Install Prog. (HET/ULFT)									
Multi-Family Program	8	90,456	0.28	5.55	\$0	\$840	\$480	\$1,320	11.1
Subtotal	8	90,456	0	6	\$0	\$840	\$480	\$1,320	
CII Save-A-Buck Rebate Program									
ULFT (Tank)	0	0	0.00	0.00	\$0	\$0	\$0	\$0	0.0
Conductivity Controller	0	0	0.00	0.00	\$0	\$0	\$0	\$0	0.0
High Efficiency Clothes Washers	18	161,883	0.50	7.45	\$0	\$0	\$4,500	\$4,500	21.2
Water Brooms	0	0	0.00	0.00	\$0	\$0	\$0	\$0	0.0
Pre-Rinse Spray Nozzles	0	0	0.00	0.00	\$0	\$0	\$0	\$0	0.0
X-Ray Film Processor (MWD CII)	0	0	0.00	0.00	\$0	\$0	\$0	\$0	0.0
Subtotal	18	161,883	0	7	\$0	\$0	\$4,500	\$4,500	
TOTAL	509	5,297,143	16	291	\$0	\$3,854	\$43,350	\$47,204	

⁽¹⁾ Payback period = $\frac{\text{Total direct program costs}}{\text{AF saved/year} \times \text{MWD Tier II rate/AF}}$

City of Chino IEUA Regional Conservation Programs Annual Report

Program	District Devices/ Rebates	Gallons Saved (year)	AF Saved (year)	AF Saved Lifetime	Funding Sources (dollars)				Payback Period (years) ⁽¹⁾
					Outside Funding	IEUA	MWD	Total	
FY 2003-2004									
Residential Programs									
City Event (ULFT)	287	3,245,118	9.96	199.18	\$0	\$574	\$17,220	\$17,794	4.7
IEUA Regional Event (ULFT)	2	22,614	0.07	1.39	\$0	\$22	\$120	\$142	3.4
IEUA Rebate Program (ULFT)+A43	130	1,469,914	4.51	90.22	\$0	\$130	\$7,800	\$7,930	4.6
High Efficiency Clothes Washers	130	1,169,153	3.59	53.82	\$0	\$130	\$14,300	\$14,430	5.7
Pool Cover Rebates	23	802,854	2.46	12.30	\$0	\$1,219	\$0	\$1,219	2.4
Subtotal	572	6,709,653	21	357	\$0	\$2,075	\$39,440	\$41,515	
IEUA Multi-Family Direct Install Prog. (HET/ULFT)									
Multi-Family Program	106	1,198,545	3.68	73.56	\$0	\$3,604	\$6,360	\$9,964	4.2
Subtotal	106	1,198,545	4	74	\$0	\$3,604	\$6,360	\$9,964	
CII Save-A-Buck Rebate Program									
High Efficiency Clothes Washers	18	161,883	0.50	7.45	\$0	\$0	\$4,500	\$4,500	5.1
Water Brooms (Rebate)	2	99,971	0.31	1.53	\$0	\$0	\$200	\$200	1.6
Water Brooms (Distribution)	24	1,199,653	3.68	18.41	\$0	\$2,400	\$2,400	\$4,800	3.1
Pre-Rinse Spray Nozzles	0	0	0.00	0.00	\$0	\$0	\$0	\$0	0.0
Subtotal	44	1,461,507	4	27	\$0	\$2,400	\$7,100	\$9,500	
TOTAL	722	9,369,705	29	458	\$0	\$8,079	\$52,900	\$60,979	

FY 2002-2003									
Residential Programs									
City Event (ULFT)	370	4,183,601	12.84	256.78	\$0	\$740	\$22,200	\$22,940	4.7
IEUA Regional Event (ULFT)	33	373,132	1.15	22.90	\$0	\$363	\$1,980	\$2,343	5.6
IEUA Rebate Program (ULFT)	14	158,298	0.49	9.72	\$0	\$14	\$840	\$854	5.1
High Efficiency Clothes Washers	127	1,142,173	3.51	52.58	\$0	\$127	\$13,970	\$14,097	5.8
Pool Cover Rebates	25	1,246,986	3.83	19.15	\$0	\$1,325	\$0	\$1,325	2.4
Subtotal	569	7,104,190	22	361	\$0	\$2,569	\$38,990	\$41,559	
IEUA Multi-Family Direct Install Prog. (HET/ULFT)									
Multi-Family Program	158	1,786,511	5.48	109.65	\$0	\$5,372	\$9,480	\$14,852	4.2
Subtotal	158	1,786,511	5	110	\$0	\$5,372	\$9,480	\$14,852	
CII Save-A-Buck Rebate Program									
High Efficiency Clothes Washers	42	377,726	1.16	17.39	\$0	\$0	\$10,500	\$10,500	5.0
Water Brooms	9	449,870	1.38	6.90	\$0	\$900	\$900	\$1,800	3.1
Pre-Rinse Spray Nozzles	65	84,721	0.26	1.30	\$0	\$0	\$3,250	\$3,250	0.6
X-Ray Film Processor (MWD CII)	4	4,170,893	12.80	64.00	\$0	\$0	\$8,000	\$8,000	1.5
Restaurant Table Tent Program	N/A	N/A	N/A	N/A	N/A	N/A	N/A	N/A	N/A
Subtotal	120	5,083,210	16	90	\$0	\$900	\$22,650	\$23,550	
TOTAL	847	13,973,911	43	560	\$0	\$8,841	\$71,120	\$79,961	

⁽¹⁾ Payback period = $\frac{\text{Total direct program costs}}{\text{AF saved/year} \times \text{MWD Tier II rate/AF}}$



City of Chino Hills
Regional Water Use Efficiency Programs
Summary Charts

City of Chino Hills

IEUA Regional Conservation Programs Annual Report

Program	District Devices/ Rebates	Gallons Saved (year)	AF Saved (year)	AF Saved Lifetime	Funding Sources (dollars)				IEUA Payback Period (years)
					Outside Funding	IEUA	MWD	Total	
FY 2022-2023									
SoCal Water\$mart Residential Rebates									
High Efficiency Toilets (HET)	3	24,051	0	1	\$120	\$180	\$120	\$420	2.6
High Efficiency Clothes Washers (HECW)	81	910,728	3	39	\$2,325	\$5,700	\$6,885	\$14,910	2.1
Rotating Nozzles for Pop-up Spray Heads (1 Apps/ 40 Nozzles)	1	57,358	0	1	\$0	\$120	\$80	\$200	0.7
Weather based Irrigation Controllers (WBIC)	28	377,783	1	12	\$0	\$2,240	\$2,218	\$4,458	2.0
Weather based Irrigation Controllers for Large Landscapes (0 Stations)	0	0	0	0	\$0	\$0	\$0	\$0	0.0
Irrigation Controller + Add on	0	0	0	0	\$0	\$0	\$0	\$0	0.0
Hose Bib Controller	0	0	0	0	\$0	\$0	\$0	\$0	0.0
Turf Replacement (35,082 sq. ft.)	31	2,104,920	6	194	\$1,355	\$32,922	\$70,164	\$104,441	5.4
Rain Barrels	1	619	0	0	\$0	\$0	\$35	\$35	0.0
Cisterns	0	0	0	0	\$0	\$0	\$0	\$0	0.0
Soil Moisture Sensor Systems	0	0	0	0	\$0	\$0	\$0	\$0	0.0
Flow Monitor Device on Utility Meter	7	114,065	0	4	\$0	\$420	\$700	\$1,120	1.3
Flow Monitor Device on Customer Property	0	0	0	0	\$0	\$0	\$0	\$0	0.0
Low-flow Showerheads	0	0	0	0	\$0	\$0	\$0	\$0	0.0
Faucet Aerators	0	0	0	0	\$0	\$0	\$0	\$0	0.0
Subtotal	152	3,589,525	11	\$250	\$3,800	\$41,582	\$80,202	\$125,584	
IEUA Locally Implemented Residential Programs									
Landscape Tune-Up Program (625 Nozzles)	80	6,048,704	19	37	\$0	\$20,407	\$12,000	\$32,407	1.2
Large Landscape Retrofit Program (13 WBIC/ 17 Nozzles)	11	199,777	1	6	\$0	\$7,274	\$1,074	\$8,348	12.5
Small Site Controller Upgrade Program (75 WBIC)	68	1,011,920	3	31	\$0	\$39,510	\$5,840	\$45,350	13.4
Residential Pressure Regulation Program	0	0	0	0	\$0	\$0	\$0	\$0	0.0
Subtotal	159	7,260,400	22	74	\$0	\$67,191	\$18,914	\$86,105	
SoCal Water\$mart Commercial Rebates									
High Efficiency Toilets (HET)	321	2,573,502	8	158	\$0	\$0	\$80,250	\$80,250	0.0
Waterless Urinals	0	0	0	0	\$0	\$0	\$0	\$0	0.0
Cooling Tower Controller	0	0	0	0	\$0	\$0	\$0	\$0	0.0
Weather Based Irrigation Controllers for Large Landscapes (0 Stations)	0	0	0	0	\$0	\$0	\$0	\$0	0.0
Irrigation Controller + Add on	0	0	0	0	\$0	\$0	\$0	\$0	0.0
Rotating Nozzles for Pop-up Spray Heads (0 App/ 0 Nozzles)	0	0	0	0	\$0	\$0	\$0	\$0	0.0
Large Rotary Nozzles	0	0	0	0	\$0	\$0	\$0	\$0	0.0
Central Computerized Irrigation Controller (0 Stations)	0	0	0	0	\$0	\$0	\$0	\$0	0.0
Laminar Flow Restrictor	0	0	0	0	\$0	\$0	\$0	\$0	0.0
Air-Cooled Ice Machine	0	0	0	0	\$0	\$0	\$0	\$0	0.0
Turf Replacement (27,222 sq. ft.)	1	1,170,546	4	108	\$0	\$27,222	\$54,444	\$81,666	8.0
Soil Moisture Sensor Systems (0 Stations)	0	0	0	0	\$0	\$0	\$0	\$0	0.0
Plumbing Flow Control	0	0	0	0	\$0	\$0	\$0	\$0	0.0
Subtotal	322	3,744,048	11	266	\$0	\$27,222	\$134,694	\$161,916	
Additional Water Use Efficiency Programming									
CBWCD Landscape Evaluation Audit Program	6	0	0	0	\$0	\$1,230	\$0	\$1,230	0.0
Customer Agency Implemented Program	0	0	0	0	\$0	\$0	\$0	\$0	0.0
Subtotal	6	0	0	0	\$0	\$1,230	\$0	\$1,230	
FINAL TOTAL	639	14,593,973	45	590	\$3,800	\$137,225	\$233,810	\$374,835	

⁽¹⁾ Payback period = $\frac{\text{Total direct program costs}}{\text{AF saved/year} \times \text{MWD Tier II rate/AF}}$

City of Chino Hills IEUA Regional Conservation Programs Annual Report

Program	District Devices/ Rebates	Gallons Saved (year)	AF Saved (year)	AF Saved Lifetime	Funding Sources (dollars)				IEUA Payback Period (years)
					Outside Funding	IEUA	MWD	Total	
FY 2021-2022									
SoCal Water\$mart Residential Rebates									
High Efficiency Toilets (HET)	6	48,103	0	3	\$0	\$360	\$240	\$600	2.9
High Efficiency Clothes Washers (HECW)	119	1,337,982	4	57	\$2,050	\$7,575	\$10,115	\$19,740	2.2
Rotating Nozzles for Pop-up Spray Heads (1 Apps/ 34 Nozzles)	1	0	0	0	\$0	\$102	\$58	\$160	0.0
Weather based Irrigation Controllers (WBIC)	53	715,090	2	22	\$0	\$4,240	\$4,069	\$8,309	2.3
Weather based Irrigation Controllers for Large Landscapes (16 Stations)	1	93,338	0	3	\$0	\$160	\$250	\$410	0.7
Irrigation Controller + Add on	0	0	0	0	\$0	\$0	\$0	\$0	0.0
Hose Bib Controller	0	0	0	0	\$0	\$0	\$0	\$0	0.0
Turf Replacement (15,363 sq. ft.)	11	921,780	3	85	\$0	\$15,363	\$30,726	\$46,089	6.5
Rain Barrels	1	619	0	0	\$0	\$0	\$35	\$35	0.0
Cisterns	0	0	0	0	\$0	\$0	\$0	\$0	0.0
Soil Moisture Sensor Systems	0	0	0	0	\$0	\$0	\$0	\$0	0.0
Flow Monitor Device on Utility Meter	9	146,655	0	5	\$0	\$540	\$877	\$1,417	1.4
Flow Monitor Device on Customer Property	0	0	0	0	\$0	\$0	\$0	\$0	0.0
Subtotal	201	3,263,567	10	175	\$2,050	\$28,340	\$46,371	\$76,761	
IEUA Locally Implemented Residential Programs									
Landscape Tune-Up Program	214	16,180,283	50	99	\$0	\$54,649	\$30,900	\$85,549	1.3
Residential Landscape Retrofit Program (48 WBIC/ 0 Nozzles)	32	647,628	2	20	\$0	\$16,110	\$11,573	\$27,683	9.8
Res. Education, Survey, and Controller Upgrade Program (254 WBIC)	234	3,427,034	11	105	\$0	\$116,292	\$20,000	\$136,292	13.3
Residential Pressure Regulation Program	22	98,943	0	3	\$0	\$12,622	\$450	\$13,072	50.1
Leak Detection Pilot Program	0	0	0	0	\$0	\$0	\$0	\$0	0.0
Subtotal	502	20,353,889	62	227	\$0	\$199,672	\$62,923	\$262,596	
SoCal Water\$mart Commercial Rebates									
High Efficiency Toilets (HET)	390	3,126,685	10	192	\$0	\$23,400	\$15,600	\$39,000	2.9
Waterless Urinals	0	0	0	0	\$0	\$0	\$0	\$0	0.0
Cooling Tower Controller	0	0	0	0	\$0	\$0	\$0	\$0	0.0
Weather Based Irrigation Controllers for Large Landscapes (83 Stations)	1	484,190	1	15	\$0	\$1,245	\$2,905	\$4,150	1.0
Rotating Nozzles for Pop-up Spray Heads (0 App/ 0 Nozzles)	0	0	0	0	\$0	\$0	\$0	\$0	0.0
Large Rotary Nozzles	0	0	0	0	\$0	\$0	\$0	\$0	0.0
Central Computerized Irrigation Controller (0 Stations)	0	0	0	0	\$0	\$0	\$0	\$0	0.0
Laminar Flow Restrictor	0	0	0	0	\$0	\$0	\$0	\$0	0.0
Air-Cooled Ice Machine	0	0	0	0	\$0	\$0	\$0	\$0	0.0
Turf Replacement (0 sq. ft.)	0	0	0	0	\$0	\$0	\$0	\$0	0.0
Soil Moisture Sensor Systems (0 Stations)	0	0	0	0	\$0	\$0	\$0	\$0	0.0
Plumbing Flow Control	0	0	0	0	\$0	\$0	\$0	\$0	0.0
Subtotal	391	3,610,874	11	207	\$0	\$24,645	\$18,505	\$43,150	
Additional Water Use Efficiency Programming									
CBWCD Landscape Evaluation Audit Program	85	879,930	3	14	\$476	\$11,208	\$11,738	\$23,422	5.0
Customer Agency Implemented Program	0	0	0	0	\$0	\$0	\$0	\$0	0.0
Subtotal	85	879,930	3	14	\$476	\$11,208	\$11,738	\$23,422	
FINAL TOTAL	1,179	28,108,260	86	622	\$2,526	\$263,865	\$139,537	\$405,928	

⁽¹⁾ Payback period = $\frac{\text{Total direct program costs}}{\text{AF saved/year} \times \text{MWD Tier II rate/AF}}$

City of Chino Hills IEUA Regional Conservation Programs Annual Report

Program	District Devices/ Rebates	Gallons Saved (year)	AF Saved (year)	AF Saved Lifetime	Funding Sources (dollars)				IEUA Payback Period (years)
					Outside Funding	IEUA	MWD	Total	
FY 2020-2021									
SoCal Water\$mart Residential Rebates									
High Efficiency Toilets (HET)	10	80,171	0	5	\$0	\$600	\$400	\$1,000	2.9
High Efficiency Clothes Washers (HECW)	108	1,214,303	4	52	\$1,450	\$8,100	\$9,180	\$18,730	2.6
Rotating Nozzles for Pop-up Spray Heads (0 Apps/ 0 Nozzles)	0	0	0	0	\$0	\$0	\$0	\$0	0.0
Weather based Irrigation Controllers (WBIC)	85	1,146,842	4	35	\$0	\$6,800	\$6,454	\$13,254	2.3
Hose Bib Controller	0	0	0	0	\$0	\$0	\$0	\$0	0.0
Turf Replacement (19,135 sq. ft.)	16	1,148,100	4	106	\$0	\$19,135	\$38,270	\$57,405	6.5
Rain Barrels	1	619	0	0	\$0	\$0	\$35	\$35	0.0
Cisterns	0	0	0	0	\$0	\$0	\$0	\$0	0.0
Soil Moisture Sensor Systems	0	0	0	0	\$0	\$0	\$0	\$0	0.0
IEUA Locally Implemented Residential Programs									
Landscape Tune-Up Program	446	33,721,525	103	207	\$0	\$93,016	\$66,750	\$159,766	1.1
Residential Landscape Retrofit Program (106 WBIC/ 248 Nozzles)	77	1,785,802	5	49	\$0	\$53,758	\$10,540	\$64,298	11.8
Res. Education, Survey, and Controller Upgrade Program (287 WBIC)	262	3,872,279	12	119	\$0	\$87,638	\$78,119	\$165,758	8.9
Residential Pressure Regulation Program	83	373,286	1	11	\$0	\$48,496	\$2,100	\$50,596	51.0
Leak Detection Pilot Program	96	2,346,480	7	72	\$0	\$7,252	\$9,195	\$16,447	1.2
Subtotal	1,184	45,689,407	140	657	\$1,450	\$324,796	\$221,043	\$547,289	
SoCal Water\$mart Commercial Rebates									
High Efficiency Toilets (HET)	0	0	0	0	\$0	\$0	\$0	\$0	0.0
Waterless Urinals	0	0	0	0	\$0	\$0	\$0	\$0	0.0
Cooling Tower Controller	0	0	0	0	\$0	\$0	\$0	\$0	0.0
Weather Based Irrigation Controllers (WBIC)	33	138,736	0.43	4	\$0	\$495	\$1,155	\$1,650	1.4
Rotating Nozzles for Pop-up Spray Heads (0 App/ 0 Nozzles)	0	0	0	0	\$0	\$0	\$0	\$0	0.0
Large Rotary Nozzles	0	0	0	0	\$0	\$0	\$0	\$0	0.0
Central Computerized Irrigation Controller	0	0	0	0	\$0	\$0	\$0	\$0	0.0
Laminar Flow Restrictor	0	0	0	0	\$0	\$0	\$0	\$0	0.0
Air-Cooled Ice Machine	0	0	0	0	\$0	\$0	\$0	\$0	0.0
Turf Replacement (29,213 sq. ft.)	3	1,256,159	4	116	\$0	\$29,213	\$58,426	\$87,639	9.1
Soil Moisture Sensor Systems	0	0	0	0	\$0	\$0	\$0	\$0	0.0
Plumbing Flow Contro	0	0	0	0	\$0	\$0	\$0	\$0	0.0
Subtotal	36	1,394,895	4	120	\$0	\$29,708	\$59,581	\$89,289	
TOTAL	1,220	47,084,302	144	776	\$1,450	\$354,504	\$280,624	\$636,578	

⁽¹⁾ Payback period = $\frac{\text{Total direct program costs}}{\text{AF saved/year} \times \text{MWD Tier II rate/AF}}$

City of Chino Hills IEUA Regional Conservation Programs Annual Report

Program	District Devices/ Rebates	Gallons Saved (year)	AF Saved (year)	AF Saved Lifetime	Funding Sources (dollars)				IEUA Payback Period (years)
					Outside Funding	IEUA	MWD	Total	
FY 2019-2020									
SoCal Water\$mart Residential Rebates									
High Efficiency Toilets (HET)	4	32,069	0	2	\$0	\$240	\$160	\$400	2.9
High Efficiency Clothes Washers (HECW)	47	528,447	2	23	\$0	\$3,525	\$3,995	\$7,520	2.6
Rotating Nozzles for Pop-up Spray Heads (0 Apps/ 0 Nozzles)	0	0	0	0	\$0	\$0	\$0	\$0	0.0
Weather based Irrigation Controllers (WBIC)	85	1,146,842	4	35	\$0	\$6,800	\$6,800	\$13,600	2.3
Turf Replacement (19,357 sq. ft.)	18	832,351	3	26	\$0	\$19,007	\$38,714	\$57,721	9.0
Rain Barrels	2	1,238	0	0	\$0	\$0	\$70	\$70	0.0
Cisterns	0	0	0	0	\$0	\$0	\$0	\$0	0.0
Soil Moisture Sensor Systems	0	0	0	0	\$0	\$0	\$0	\$0	0.0
IEUA Locally Implemented Residential Programs									
Landscape Tune-Up Program	218	16,482,718	51	101	\$0	\$53,407	\$27,310	\$80,717	1.3
Residential Landscape Retrofit Program (54 WBIC/ 65 Nozzles)	41	821,789	3	24	\$808	\$14,765	\$15,729	\$31,302	7.1
Res. Education, Survey, and Controller Upgrade Program (238 WBIC)	217	3,211,158	10	99	\$0	\$100,004	\$42,303	\$142,307	12.2
Residential Pressure Regulation Program	58	260,850	1	8	\$0	\$19,181	\$13,481	\$32,662	28.9
Leak Detection Pilot Program	84	2,053,170	6	63	\$0	\$14,391	\$0	\$14,391	2.8
Subtotal	774	25,370,633	78	380	\$808	\$231,319	\$148,562	\$380,690	
SoCal Water\$mart Commercial Rebates									
High Efficiency Toilets (HET)	0	0	0	0	\$0	\$0	\$0	\$0	0.0
Waterless Urinals	0	0	0	0	\$0	\$0	\$0	\$0	0.0
Cooling Tower Controller	0	0	0	0	\$0	\$0	\$0	\$0	0.0
Weather Based Irrigation Controllers (WBIC)	8	33,633	0.10	1	\$0	\$120	\$280	\$400	1.4
Rotating Nozzles for Pop-up Spray Heads (0 App/ 0 Nozzles)	0	0	0	0	\$0	\$0	\$0	\$0	0.0
Large Rotary Nozzles	0	0	0	0	\$0	\$0	\$0	\$0	0.0
Central Computerized Irrigation Controller	0	0	0	0	\$0	\$0	\$0	\$0	0.0
Laminar Flow Restrictor	0	0	0	0	\$0	\$0	\$0	\$0	0.0
Air-Cooled Ice Machine	0	0	0	0	\$0	\$0	\$0	\$0	0.0
Turf Replacement (77,620 sq. ft.)	6	3,337,660	10	102	\$10,000	\$45,823	\$155,240	\$211,063	5.4
Soil Moisture Sensor Systems	0	0	0	0	\$0	\$0	\$0	\$0	0.0
Plumbing Flow Control	0	0	0	0	\$0	\$0	\$0	\$0	0.0
Subtotal	14	3,371,293	10	103	\$10,000	\$45,943	\$155,520	\$211,463	
TOTAL	788	28,741,926	88	483	\$10,808	\$277,262	\$304,082	\$592,153	

(1) Payback period = $\frac{\text{Total direct program costs}}{\text{AF saved/year} \times \text{MWD Tier II rate/AF}}$

City of Chino Hills IEUA Regional Conservation Programs Annual Report

Program	District Devices/ Rebates	Gallons Saved (year)	AF Saved (year)	AF Saved Lifetime	Funding Sources (dollars)				IEUA Payback Period (years)
					Outside Funding	IEUA	MWD	Total	
FY 2018-2019									
SoCal Water\$mart Residential Rebates									
High Efficiency Toilets (HET)	12	96,206	0	6	\$0	\$720	\$480	\$1,200	3.1
High Efficiency Clothes Washers (HECW)	69	775,805	2	33	\$0	\$5,175	\$5,865	\$11,040	2.7
Rotating Nozzles for Pop-up Spray Heads (0 Apps/ 0 Nozzles)	0	0	0	0	\$0	\$0	\$0	\$0	0.0
Weather based Irrigation Controllers (WBIC)	79	1,065,889	3	33	\$0	\$6,320	\$6,320	\$12,640	2.4
Turf Removal (1,002 Sq. Ft.)	2	43,086	0.1	1	\$0	\$1,002	\$2,004	\$3,006	9.5
Rain Barrels	0	0	0	0	\$0	\$0	\$0	\$0	0.0
Cisterns	0	0	0	0	\$0	\$0	\$0	\$0	0.0
Soil Moisture Sensor Systems	0	0	0	0	\$0	\$0	\$0	\$0	0.0
IEUA Locally Implemented Residential Programs									
Landscape Tune-Up Program (8 Small Sites/ 5 Large Sites)	13	N/A	N/A	N/A	\$7,037	\$0	\$0	\$7,037	0.0
Residential Landscape Retrofit Program (9 WBIC/ 76 Nozzles)	9	230,411	1	5	\$4,068	\$0	\$4,234	\$8,303	0.0
Res. Education, Survey, and Controller Upgrade Program (24 WBIC)	24	323,814	1	10	\$0	\$10,040	\$6,153	\$16,193	12.6
Residential Pressure Regulation Program	92	3,537,970	11	109	\$0	\$24,400	\$23,443	\$47,843	2.8
Subtotal	300	6,073,181	8	197	\$11,105	\$47,656	\$48,500	\$107,261	17.3
SoCal Water\$mart Commercial Rebates									
High Efficiency Toilets (HET)	0	0	0	0	\$0	\$0	\$0	\$0	0.0
Waterless Urinals	0	0	0	0	\$0	\$0	\$0	\$0	0.0
Cooling Tower Controller	0	0	0	0	\$0	\$0	\$0	\$0	0.0
Weather Based Irrigation Controllers (WBIC)	15	63,062	0.19	2	\$0	\$225	\$525	\$750	1.5
Rotating Nozzles for Pop-up Spray Heads (0 Apps/ 0 Nozzles)	0	0	0	0	\$0	\$0	\$0	\$0	0.0
Large Rotary Nozzles	0	0	0	0	\$0	\$0	\$0	\$0	0.0
Central Computerized Irrigation Controller	0	0	0	0	\$0	\$0	\$0	\$0	0.0
Laminar Flow Restrictor	0	0	0	0	\$0	\$0	\$0	\$0	0.0
Air-Cooled Ice Machine	0	0	0	0	\$0	\$0	\$0	\$0	0.0
Turf Removal (0 Sq. Ft.)	0	0	0	0	\$0	\$0	\$0	\$0	0.0
Soil Moisture Sensor Systems	0	0	0	0	\$0	\$0	\$0	\$0	0.0
Plumbing Flow Contro	0	0	0	0	\$0	\$0	\$0	\$0	0.0
Subtotal	15	63,062	0	2	\$0	\$3,833	\$525	\$4,358	
TOTAL	315	6,136,243	9	199	\$11,105	\$51,489	\$49,025	\$111,618	

⁽¹⁾ Payback period =
$$\frac{\text{Total direct program costs}}{\text{AF saved/year} \times \text{MWD Tier II rate/AF}}$$

City of Chino Hills IEUA Regional Conservation Programs Annual Report

Program	District Devices/ Rebates	Gallons Saved (year)	AF Saved (year)	AF Saved Lifetime	Funding Sources (dollars)				Payback Period (years) ⁽¹⁾
					Outside Funding	IEUA	MWD	Total	
FY 2017-2018									
SoCal Water\$mart Residential Rebates									
High Efficiency Toilets (HET)	21	168,360	1	10	\$0	\$1,260	\$840	\$2,100	5.3
High Efficiency Clothes Washers (HECW)	76	854,510	3	37	\$0	\$4,940	\$6,460	\$11,400	5.6
Rotating Nozzles for Pop-up Spray Heads (1 Apps/ 33 Nozzles)	33	47,314	0	1	\$0	\$99	\$66	\$165	1.5
Weather based Irrigation Controllers (WBIC)	39	526,198	2	16	\$0	\$2,730	\$3,120	\$5,850	4.7
Turf Removal (0 Sq. Ft.)	0	0	0	0	\$0	\$0	\$0	\$0	0.0
Rain Barrels	2	0	0	0	\$0	\$0	\$70	\$70	0.0
Cisterns	2	0	0	0	\$0	\$0	\$600	\$600	0.0
Soil Moisture Sensor Systems	0	0	0	0	\$0	\$0	\$0	\$0	0.0
IEUA Locally Implemented Residential Programs									
FreeSprinklerNozzles.com Program (\$350.00 Total Cost)	100	143,396	0	2	\$0	\$150	\$200	\$350	1.0
Residential Landscape Retrofit Program (73 WBIC/ 1,117 Nozzles)	54	2,586,668	8	60	\$25,866	\$1,035	\$24,831	\$51,732	8.5
Residential Education, Survey, and Controller Upgrade Program (40 W)	34	539,690	2	17	\$0	\$20,135	\$3,835	\$23,970	18.8
Residential Pressure Regulation Program	90	3,461,058	11	106	\$0	\$21,990	\$19,500	\$41,490	5.1
Subtotal	451	8,327,194	26	248	\$25,866	\$52,338	\$59,523	\$137,727	
SoCal Water\$mart Commercial Rebates									
High Efficiency Toilets (HET)	0	0	0	0	\$0	\$0	\$0	\$0	0.0
Waterless Urinals	0	0	0	0	\$0	\$0	\$0	\$0	0.0
Cooling Tower Controller	0	0	0	0	\$0	\$0	\$0	\$0	0.0
Weather Based Irrigation Controllers (WBIC)	0	0	0.00	0	\$0	\$0	\$0	\$0	0.0
Rotating Nozzles for Pop-up Spray Heads (0 Apps/ 0 Nozzles)	0	0	0	0	\$0	\$0	\$0	\$0	0.0
Large Rotary Nozzles	0	0	0	0	\$0	\$0	\$0	\$0	0.0
Central Computerized Irrigation Controller	0	0	0	0	\$0	\$0	\$0	\$0	0.0
Laminar Flow Restrictor	0	0	0	0	\$0	\$0	\$0	\$0	0.0
Air-Cooled Ice Machine	0	0	0	0	\$0	\$0	\$0	\$0	0.0
Turf Removal (0 Sq. Ft.)	0	0	0	0	\$0	\$0	\$0	\$0	0.0
Soil Moisture Sensor Systems	0	0	0	0	\$0	\$0	\$0	\$0	0.0
Plumbing Flow Contro	288	394,209	1	0	\$0	\$2,880	\$1,440	\$4,320	4.6
IEUA Locally Implemented Commercial Programs									
FreeSprinklerNozzles.com Program (\$0 Total Cost)	0	0	0	0	\$0	\$0	\$0	\$0	0.0
Subtotal	288	394,209	1	0	\$0	\$2,880	\$1,440	\$4,320	
TOTAL	739	8,721,403	27	248	\$25,866	\$55,218	\$60,963	\$142,047	

⁽¹⁾ Payback period =
$$\frac{\text{Total direct program costs}}{\text{AF saved/year} \times \text{MWD Tier II rate/AF}}$$

City of Chino Hills IEUA Regional Conservation Programs Annual Report

Program	District Devices/ Rebates	Gallons Saved (year)	AF Saved (year)	AF Saved Lifetime	Funding Sources (dollars)				Payback Period (years) ⁽¹⁾
					Outside Funding	IEUA	MWD	Total	
FY 2016-2017									
SoCal WaterSmart Residential Rebates									
High Efficiency Toilets (HET)	23	184,394	1	11	\$0	\$478	\$940	\$1,418	3.4
High Efficiency Clothes Washers (HECW)	101	1,135,599	3	49	\$0	\$2,340	\$8,585	\$10,925	4.2
Rotating Nozzles for Pop-up Spray Heads	80	114,700	0.35	2	\$0	\$80	\$131	\$211	0.8
Weather based Irrigation Controllers (WBIC)	71	957,950	3	29	\$0	\$2,385	\$5,680	\$8,065	3.7
Turf Removal (11,439 Sq. Ft.)	13	484,636	1	15	\$0	\$0	\$22,878	\$22,878	20.7
Rain Barrels	1	619	0.002	0.01	\$0	\$0	\$35	\$35	24.8
Cisterns	0	0	0	0	\$0	\$0	\$0	\$0	0.0
Soil Moisture Sensor Systems	0	0	0	0	\$0	\$0	\$0	\$0	0.0
IEUA Locally Implemented Residential Programs									
FreeSprinklerNozzles.com Program	124	177,811	1	3	\$0	\$198	\$248	\$446	1.1
Residential Landscape Retrofit Program (58 WBIC/757 Nozzles)	38	1,868,059	6	41	\$19,125	\$1,058	\$18,067	\$38,250	9.0
Residential Education, Survey, and Controller Upgrade Program	9	121,430	0.37	4	\$0	\$5,048	\$882	\$5,930	21.4
Residential Pressure Regulation Program	73	1,724,989	5	53	\$0	\$12,133	\$10,692	\$22,825	5.8
Subtotal	533	6,770,187	21	206	\$19,125	\$23,720	\$68,138	\$110,983	
SoCal WaterSmart Commercial Rebates									
High Efficiency Toilets (HET)	0	0	0	0	\$0	\$0	\$0	\$0	0.0
Waterless Urinals	0	0	0	0	\$0	\$0	\$0	\$0	0.0
Cooling Tower Controller	0	0	0	0	\$0	\$0	\$0	\$0	0.0
Weather Based Irrigation Controllers (WBIC)	0	0	0	0	\$0	\$0	\$0	\$0	0.0
Rotating Nozzles for Pop-up Spray Heads	5,175	7,420,743	23	114	\$0	\$10,350	\$10,350	\$20,700	1.2
Large Rotary Nozzles	0	0	0	0	\$0	\$0	\$0	\$0	0.0
Central Computerized Irrigation Controller	0	0	0	0	\$0	\$0	\$0	\$0	0.0
Laminar Flow Restrictor	0	0	0	0	\$0	\$0	\$0	\$0	0.0
Air-Cooled Ice Machine	0	0	0	0	\$0	\$0	\$0	\$0	0.0
Turf Removal (122,745 Sq. Ft.)	7	5,200,337	16	160	\$0	\$59,215	\$139,745	\$198,960	16.8
Soil Moisture Sensor Systems	0	0	0	0	\$0	\$0	\$0	\$0	0.0
Plumbing Flow Contro	0	0	0	0	\$0	\$0	\$0	\$0	0.0
IEUA Locally Implemented Commercial Programs									
FreeSprinklerNozzles.com Program	0	0	0	0	\$0	\$0	\$0	\$0	0.0
Subtotal	5,182	12,621,080	39	273	\$0	\$69,565	\$150,095	\$219,660	
TOTAL	5,715	19,391,267	60	479	\$19,125	\$93,285	\$218,233	\$330,643	

⁽¹⁾ Payback period =
$$\frac{\text{Total direct program costs}}{\text{AF saved/year} \times \text{MWD Tier II rate/AF}}$$

City of Chino Hills IEUA Regional Conservation Programs Annual Report

Program	District Devices/ Rebates	Gallons Saved (year)	AF Saved (year)	AF Saved Lifetime	Funding Sources (dollars)				Payback Period (years) ⁽¹⁾
					Outside Funding	IEUA	MWD	Total	
FY 2015-2016									
SoCal WaterSmart Residential Rebates									
High Efficiency Toilets (HET)	331	4,584,598	14	281	\$0	\$5,194	\$31,578	\$36,772	3.6
High Efficiency Clothes Washers (HECW)	107	1,203,060	4	55	\$0	\$3,250	\$8,925	\$12,175	4.6
Rotating Nozzles for Pop-up Spray Heads	52	74,555	0	1	\$0	\$0	\$142	\$142	0.9
Weather based Irrigation Controllers (WBIC)	30	3,177,525	10	98	\$0	\$637	\$2,267	\$2,903	0.4
Turf Removal (108,896 Sq. Ft.)	76	4,613,597	14	142	\$0	\$0	\$208,966	\$208,966	20.5
Rain Barrels	69	42,725	0.13	1	\$0	\$0	\$5,159	\$5,159	54.6
Soil Moisture Sensor Systems	0	0	0	0	\$0	\$0	\$0	\$0	0.0
IEUA Locally Implemented Residential Programs									
FreeSprinklerNozzles.com Program	295	423,018	1	6	\$0	\$472	\$590	\$1,062	1.1
Residential Landscape Retrofit Program (19 WBIC/163 Nozzles)	12	2,246,168	7	65	\$6,354	\$0	\$6,354	\$12,709	2.6
Landscape Transformation Program (Sq. Ft.)	0	0	0	0	\$0	\$0	\$0	\$0	0.0
Residential Pressure Regulation Program	10	3,910,800	12	120	\$0	\$3,419	\$2,281	\$5,700	0.7
Subtotal	982	20,276,046	62	769	\$6,354	\$12,972	\$266,261	\$285,587	
SoCal WaterSmart Commercial Rebates									
High Efficiency Toilets (HET)	14	193,911	1	12	\$0	\$0	\$2,030	\$2,030	4.7
Waterless Urinals	0	0	0	0	\$0	\$0	\$0	\$0	0.0
Cooling Tower Controller	0	0	0	0	\$0	\$0	\$0	\$0	0.0
Weather Based Irrigation Controllers (WBIC)	38	4,024,865	12	124	\$0	\$0	\$15,050	\$15,050	1.7
Rotating Nozzles for Pop-up Spray Heads	800	1,147,168	4	18	\$0	\$0	\$3,200	\$3,200	1.3
Large Rotary Nozzles	0	0	0	0	\$0	\$0	\$0	\$0	0.0
Central Computerized Irrigation Controller	0	0	0	0	\$0	\$0	\$0	\$0	0.0
Laminar Flow Restrictor	0	0	0	0	\$0	\$0	\$0	\$0	0.0
Air-Cooled Ice Machine	0	0	0	0	\$0	\$0	\$0	\$0	0.0
Turf Removal (286,701 Sq. Ft.)	14	12,146,661	37	373	\$0	\$224,981	\$570,402	\$795,383	29.6
Soil Moisture Sensor Systems	0	0	0	0	\$0	\$0	\$0	\$0	0.0
Plumbing Flow Contro	0	0	0	0	\$0	\$0	\$0	\$0	0.0
IEUA Locally Implemented Commercial Programs									
FreeSprinklerNozzles.com Program	544	709,158	2	11	\$0	\$1,243	\$1,088	\$2,331	1.5
Subtotal	1,410	18,221,763	56	537	\$0	\$226,223	\$591,770	\$817,993	
TOTAL	2,392	38,497,809	118	1,306	\$6,354	\$239,195	\$858,031	\$1,103,581	

⁽¹⁾ Payback period =
$$\frac{\text{Total direct program costs}}{\text{AF saved/year} \times \text{MWD Tier II rate/AF}}$$

City of Chino Hills IEUA Regional Conservation Programs Annual Report

Program	District Devices/ Rebates	Gallons Saved (year)	AF Saved (year)	AF Saved Lifetime	Funding Sources (dollars)				Payback Period (years) ⁽¹⁾
					Outside Funding	IEUA	MWD	Total	
FY 2014-2015									
SoCal Water\$mart Residential Rebates									
High Efficiency Toilets (HET)	342	4,736,957	15	291	\$0	\$17,100	\$17,100	\$34,200	3.1
High Efficiency Clothes Washers (HECW)	154	1,385,205	4	64	\$0	\$10,010	\$13,090	\$23,100	7.2
Rotating Nozzles for Pop-up Spray Heads	409	533,172	2	8	\$0	\$409	\$1,636	\$2,045	1.7
Weather based Irrigation Controllers (WBIC)	8	847,340	3	26	\$0	\$560	\$640	\$1,200	0.6
Turf Removal (1,505 Sq. Ft.)	3	61,921	0.2	2	\$0	\$0	\$3,010	\$3,010	21.8
Rain Barrels	24	2,542,020	8	78	\$0	\$0	\$1,800	\$1,800	0.3
IEUA Locally Implemented Residential Programs									
FreeSprinklerNozzles.com Program	737	960,753	3	15	\$0	\$0	\$5,850	\$5,850	2.6
Residential Landscape Retrofit Program (65 WBIC/1,138 Nozzles)	43	8,473,400	26	236	\$44,560	\$0	\$44,560	\$89,120	4.6
Landscape Transformation Program (13,820 Sq. Ft.)	16	268,235	1	8	\$0	\$19,124	\$27,640	\$46,764	62.2
Subtotal	1,736	19,809,004	61	728	\$44,560	\$47,203	\$115,326	\$207,089	
SoCal Water\$mart Commercial Rebates									
High Efficiency Toilets (HET)	2	27,702	0	2	\$0	\$270	\$330	\$600	9.4
Waterless Urinals	0	0	0	0	\$0	\$0	\$0	\$0	0.0
Cooling Tower Controller	0	0	0	0	\$0	\$0	\$0	\$0	0.0
Weather Based Irrigation Controllers (WBIC)	9	953,258	3	29	\$0	\$7,934	\$30,416	\$38,350	17.4
Rotating Nozzles for Pop-up Spray Heads	372	484,939	1	7	\$0	\$372	\$1,488	\$1,860	1.7
Large Rotary Nozzles	0	0	0	0	\$0	\$0	\$0	\$0	0.0
Central Computerized Irrigation Controller	0	0	0	0	\$0	\$0	\$0	\$0	0.0
Laminar Flow Restrictor	0	0	0	0	\$0	\$0	\$0	\$0	0.0
Air-Cooled Ice Machine	0	0	0	0	\$0	\$0	\$0	\$0	0.0
Turf Removal (521,813 Sq. Ft.)	23	22,107,651	68	678	\$0	\$486,570	\$1,077,150	\$1,563,720	30.7
IEUA Locally Implemented Commercial Programs									
FreeSprinklerNozzles.com Program	0	0	0	0	\$0	\$0	\$0	\$0	0.0
Subtotal	406	23,573,550	72	717	\$0	\$495,146	\$1,109,384	\$1,604,531	
TOTAL	2,142	43,382,553	133	1,444	\$44,560	\$542,349	\$1,224,710	\$1,811,620	

⁽¹⁾ Payback period =
$$\frac{\text{Total direct program costs}}{\text{AF saved/year} \times \text{MWD Tier II rate/AF}}$$

City of Chino Hills IEUA Regional Conservation Programs Annual Report

Program	District Devices/ Rebates	Gallons Saved (year)	AF Saved (year)	AF Saved Lifetime	Funding Sources (dollars)			Payback Period (years) ⁽¹⁾	
					Outside Funding	IEUA	MWD		Total
FY 2013-2014									
SoCal Water\$mart Residential Rebates									
High Efficiency Toilets (HET)	76	1,052,499	3.23	64.60	\$0	\$3,800	\$3,800	\$7,600	3.1
High Efficiency Clothes Washers (HECW)	140	1,259,088	3.86	57.96	\$0	\$9,100	\$11,900	\$21,000	7.2
Rotating Nozzles for Pop-up Spray Heads	3	3,910	0.01	0.06	\$0	\$3	\$12	\$15	1.7
Weather based Irrigation Controllers (WBIC)	4	423,606	1.30	13.00	\$0	\$280	\$320	\$600	0.6
Rain Barrels	0	0	0.00	0.00	\$0	\$0	\$0	\$0	0.0
IEUA Locally Implemented Residential Programs									
FreeSprinklerNozzles.com Program	490	638,764	1.96	9.80	\$0	\$0	\$5,281	\$5,281	3.6
Residential Landscape Retrofit Program (51 WBIC/442 Nozzles)	30	6,192,100	19.00	177.00	\$16,455	\$0	\$16,455	\$32,911	2.3
Landscape Transformation Program (5,879 Sq. Ft.)	8	268,235	0.82	8.23	\$0	\$14,159	\$5,879	\$20,038	32.4
Subtotal	751	9,838,203	30	331	\$16,455	\$27,342	\$43,648	\$87,445	
SoCal Water\$mart Commercial Rebates									
High Efficiency Toilets (HET)	0	0	0.00	0.00	\$0	\$0	\$0	\$0	0.0
Waterless Urinals	0	0	0.00	0.00	\$0	\$0	\$0	\$0	0.0
Cooling Tower Controller	0	0	0.00	0.00	\$0	\$0	\$0	\$0	0.0
Weather Based Irrigation Controllers (WBIC)	52	5,506,882	16.90	169.00	\$0	\$7,934	\$30,416	\$38,350	3.0
Rotating Nozzles for Pop-up Spray Heads	1,805	2,352,644	7.22	36.10	\$0	\$1,805	\$7,220	\$9,025	1.7
Large Rotary Nozzles	0	0	0.00	0.00	\$0	\$0	\$0	\$0	0.0
Central Computerized Irrigation Controller	0	0	0.00	0.00	\$0	\$0	\$0	\$0	0.0
Laminar Flow Restrictor	0	0	0.00	0.00	\$0	\$0	\$0	\$0	0.0
Air-Cooled Ice Machine	0	0	0.00	0.00	\$0	\$0	\$0	\$0	0.0
Turf Removal	0	0	0.00	0.00	\$0	\$0	\$0	\$0	0.0
IEUA Locally Implemented Commercial Programs									
FreeSprinklerNozzles.com Program	2,635	3,434,470	11	53	\$0	\$0	\$8,564	\$8,564	1.1
Subtotal	4,492	11,293,996	35	258	\$0	\$9,739	\$46,200	\$55,940	
TOTAL	5,243	21,132,198	65	588	\$16,455	\$37,081	\$89,847	\$143,384	

⁽¹⁾ Payback period =
$$\frac{\text{Total direct program costs}}{\text{AF saved/year} \times \text{MWD Tier II rate/AF}}$$

City of Chino Hills IEUA Regional Conservation Programs Annual Report

Program	District Devices/ Rebates	Gallons Saved (year)	AF Saved (year)	AF Saved Lifetime	Funding Sources (dollars)				Payback Period (years) ⁽¹⁾
					Outside Funding	IEUA	MWD	Total	
FY 2012-2013									
SoCal Water\$mart Residential Rebates									
High Efficiency Toilets (HET)	0	0	0.00	0.00	\$0	\$0	\$0	\$0	0.0
High Efficiency Clothes Washers (HECW)	125	1,124,186	3.45	51.75	\$0	\$8,125	\$10,625	\$18,750	7.5
Rotating Nozzles for Pop-up Spray Heads	0	0	0.00	0.00	\$0	\$0	\$0	\$0	0.0
Weather based Irrigation Controllers (WBIC)	5	529,508	1.63	16.25	\$0	\$350	\$400	\$750	0.6
IEUA Locally Implemented Residential Programs									
FreeSprinklerNozzles.com Program	3,572	4,656,459	14.29	71.44	\$0	\$0	\$5,281	\$5,281	0.5
Residential Landscape Retrofit Program	21	5,540,300	17.00	135.00	\$12,311	\$2,004	\$14,316	\$28,631	2.3
Landscape Transformation Program (2,666 Sq. Ft.)	4	121,639	0.37	3.73	\$667	\$2,213	\$2,666	\$5,545	20.4
Subtotal	3,727	11,972,092	37	278	\$12,978	\$12,692	\$33,288	\$58,957	
IEUA High Efficiency Toilet (HET) Installation Prog.									
IEUA Multi-Family Direct Install Prog. (HET)	0	0	0.00	0.00	\$0	\$0	\$0	\$0	0.0
IEUA Single-Family Direct Install Prog. (HET)	81	1,121,742	3.44	68.85	\$5,941	\$2,888	\$4,050	\$12,879	5.1
Subtotal	81	1,121,742	3	69	\$5,941	\$2,888	\$4,050	\$12,879	
SoCal Water\$mart Commercial Rebates									
High Efficiency Toilets (HET)	0	0	0.00	0.00	\$0	\$0	\$0	\$0	0.0
Waterless Urinals	0	0	0.00	0.00	\$0	\$0	\$0	\$0	0.0
Cooling Tower Controller	0	0	0.00	0.00	\$0	\$0	\$0	\$0	0.0
High Efficiency Clothes Washers	0	0	0.00	0.00	\$0	\$0	\$0	\$0	0.0
Weather based Irrigation Controllers (WBIC)	9	953,114	2.93	29.25	\$0	\$5,517	\$8,500	\$14,017	6.6
Rotating Nozzles for Pop-up Spray Heads	1,718	2,239,248	6.87	34.36	\$0	\$1,718	\$6,872	\$8,590	1.7
Large Rotary Nozzles	0	0	0.00	0.00	\$0	\$0	\$0	\$0	0.0
Central Computerized Irrigation Controller	0	0	0.00	0.00	\$0	\$0	\$0	\$0	0.0
Laminar Flow Restrictor	0	0	0.00	0.00	\$0	\$0	\$0	\$0	0.0
Air-Cooled Ice Machine	0	0	0.00	0.00	\$0	\$0	\$0	\$0	0.0
IEUA Locally Implemented Commercial Programs									
Fontana Unified School Retrofit Program	0	0	0.00	0.00	\$0	\$0	\$0	\$0	0.0
FreeSprinklerNozzles.com Program	1,760	2,293,991	7.04	35.20	\$0	\$0	\$5,720	\$5,720	1.1
Subtotal	3,487	5,486,353	17	99	\$0	\$7,235	\$21,092	\$28,328	
TOTAL	7,295	18,580,187	57	446	\$18,918	\$22,815	\$58,430	\$100,164	

⁽¹⁾ Payback period =
$$\frac{\text{Total direct program costs}}{\text{AF saved/year} \times \text{MWD Tier II rate/AF}}$$

City of Chino Hills IEUA Regional Conservation Programs Annual Report

Program	District Devices/ Rebates	Gallons Saved (year)	AF Saved (year)	AF Saved Lifetime	Funding Sources (dollars)				Payback Period (years) ⁽¹⁾
					Outside Funding	IEUA	MWD	Total	
FY 2011-2012									
Residential Rebate Programs									
High Efficiency Clothes Washers (HECW)	232	2,086,489	6.40	96.05	\$0	\$0	\$19,720	\$19,720	4.5
Rotating Nozzles for Pop-up Spray Heads	31	40,406	0.12	0.62	\$0	\$62	\$93	\$155	1.8
Weather Based Irrigation Controllers (WBIC)	7	741,311	2.28	22.75	\$0	\$315	\$560	\$875	0.6
FreeSprinklerNozzles.com Program	1,995	2,600,682	7.98	39.90	\$0	\$0	\$4,875	\$4,875	0.9
Residential Landscape Retrofit Program	0	0	0.00	0.00	\$0	\$0	\$0	\$0	0.0
Subtotal	2,265	5,468,888	17	159	\$0	\$377	\$25,248	\$25,625	
IEUA Multi-Family Direct Install Prog. (HET)									
IEUA Multi-Family Direct Install Prog. (HET)	0	0	0.00	0.00	\$0	\$0	\$0	\$0	0.0
IEUA Single-Family Direct Install Prog. (HET)	33	457,006	1.40	28.05	\$2,420	\$1,177	\$1,650	\$5,247	0.0
Subtotal	33	457,006	1	28	\$2,420	\$1,177	\$1,650	\$5,247	
CII Save-A-Buck Rebate Program									
High Efficiency Toilets (HET)	0	0	0.00	0.00	\$0	\$0	\$0	\$0	0.0
Waterless Urinals	0	0	0.00	0.00	\$0	\$0	\$0	\$0	0.0
PH Conductivity Controller	0	0	0.00	0.00	\$0	\$0	\$0	\$0	0.0
High Efficiency Clothes Washers	0	0	0.00	0.00	\$0	\$0	\$0	\$0	0.0
Weather Based Irrigation Controllers (WBIC)	0	0	0.00	0.00	\$0	\$0	\$0	\$0	0.0
Rotating Nozzles for Pop-up Spray Heads	0	0	0.00	0.00	\$0	\$0	\$0	\$0	0.0
Large Rotary Nozzles	0	0	0.00	0.00	\$0	\$0	\$0	\$0	0.0
FreeSprinklerNozzles.com Program	0	0	0.00	0.00	\$0	\$0	\$0	\$0	0.0
Central Computerized Irrigation Controller	0	0	0.00	0.00	\$0	\$0	\$0	\$0	0.0
Subtotal	0	0	0	0	\$0	\$0	\$0	\$0	
TOTAL	2,298	5,925,894	18	187	\$2,420	\$1,554	\$26,898	\$30,872	

⁽¹⁾ Payback period =
$$\frac{\text{Total direct program costs}}{\text{AF saved/year} \times \text{MWD Tier II rate/AF}}$$

City of Chino Hills IEUA Regional Conservation Programs Annual Report

Program	District Devices/ Rebates	Gallons Saved (year)	AF Saved (year)	AF Saved Lifetime	Funding Sources (dollars)			Payback Period (years) ⁽¹⁾	
					Outside Funding	IEUA	MWD		Total
FY 2010-2011									
Residential Rebate Programs									
High Efficiency Toilets (HET)	24	332,368	1.02	20.40	\$0	\$840	\$1,200	\$2,040	4.0
High Efficiency Clothes Washers (HECW)	398	3,579,408	10.98	164.77	\$0	\$0	\$33,830	\$33,830	6.2
Rotating Nozzles for Pop-up Spray Heads	95	123,823	0.38	1.90	\$0	\$190	\$285	\$475	2.5
Weather Based Irrigation Controllers (WBIC)	1	105,902	0.33	3.25	\$0	\$45	\$80	\$125	0.8
Synthetic Turf (Sq. Ft.)	0	0	0.00	0.00	\$0	\$0	\$0	\$0	0.0
FreeSprinklerNozzles.com Program	65	84,734	0.26	1.30	\$0	\$0	\$4,875	\$4,875	37.6
Subtotal	583	4,226,235	13	192	\$0	\$1,075	\$40,270	\$41,345	
IEUA Multi-Family Direct Install Prog. (HET)									
IEUA Multi-Family Direct Install Prog. (HET)	0	0	0.00	0.00	\$0	\$0	\$0	\$0	0.0
Subtotal	0	0	0	0	\$0	\$0	\$0	\$0	
CII Save-A-Buck Rebate Program									
High Efficiency Toilets (HET)	0	0	0.00	0.00	\$0	\$0	\$0	\$0	0.0
Waterless Urinals	81	3,238,535	9.94	198.77	\$0	\$4,050	\$16,200	\$20,250	4.1
PH Conductivity Controller	1	209,848	0.64	3.22	\$0	\$500	\$1,750	\$2,250	7.0
Weather Based Irrigation Controllers (WBIC)	0	0	0.00	0.00	\$0	\$0	\$0	\$0	0.0
Synthetic Turf (Sq. Ft.)	0	0	0.00	0.00	\$0	\$0	\$0	\$0	0.0
Rotating Nozzles for Pop-up Spray Heads	0	0	0.00	0.00	\$0	\$0	\$0	\$0	0.0
Large Rotary Nozzles	0	0	0.00	0.00	\$0	\$0	\$0	\$0	0.0
Subtotal	82	3,448,383	11	202	\$0	\$4,550	\$17,950	\$22,500	
TOTAL	665	7,674,618	24	394	\$0	\$5,625	\$58,220	\$63,845	

⁽¹⁾ Payback period =
$$\frac{\text{Total direct program costs}}{\text{AF saved/year} \times \text{MWD Tier II rate/AF}}$$

City of Chino Hills

IEUA Regional Conservation Programs Annual Report

Program	District Devices/ Rebates	Gallons Saved (year)	AF Saved (year)	AF Saved Lifetime	Funding Sources (dollars)				Payback Period (years) ⁽¹⁾
					Outside Funding	IEUA	MWD	Total	
FY 2009-2010									
Residential Rebate Programs									
High Efficiency Toilets (HET)	96	1,329,472	4.08	81.60	\$0	\$3,360	\$4,800	\$8,160	4.0
High Efficiency Clothes Washers (HECW)	125	1,124,186	3.45	51.75	\$0	\$6,250	\$13,750	\$20,000	11.6
Rotating Nozzles for Pop-up Spray Heads	324	422,303	1.30	6.48	\$0	\$648	\$1,296	\$1,944	3.0
Weather Based Irrigation Controllers (WBIC)	1	105,902	0.33	3.25	\$0	\$45	\$80	\$125	0.8
Water Wise Landscape (Turf Buy Back) (614 Sq. Ft.)	1	28,010	0.09	0.86	\$0	\$1,228	\$0	\$1,228	28.7
Synthetic Turf (2,950 Sq. Ft.)	5	134,576	0.41	4.13	\$0	\$1,328	\$885	\$2,213	10.7
Subtotal	552	3,144,449	10	148	\$0	\$12,859	\$20,811	\$33,670	
IEUA Multi-Family Direct Install Prog. (HET)									
IEUA Multi-Family Direct Install Prog. (HET)	0	0	0.00	0.00	\$0	\$0	\$0	\$0	0.0
Subtotal	0	0	0	0	\$0	\$0	\$0	\$0	
CII Save-A-Buck Rebate Program									
ULFT Tank	0	0	0.00	0.00	\$0	\$0	\$0	\$0	0.0
High Efficiency Toilets (HET)	0	0	0.00	0.00	\$0	\$0	\$0	\$0	0.0
Waterless Urinals	0	0	0.00	0.00	\$0	\$0	\$0	\$0	0.0
High Efficiency Clothes Washers	0	0	0.00	0.00	\$0	\$0	\$0	\$0	0.0
Water Brooms	0	0	0.00	0.00	\$0	\$0	\$0	\$0	0.0
Weather Based Irrigation Controllers (WBIC)	10	1,059,016	3.25	32.50	\$0	\$3,960	\$6,600	\$10,560	6.5
Synthetic Turf (Sq. Ft.)	0	0	0.00	0.00	\$0	\$0	\$0	\$0	0.0
Rotating Nozzles for Pop-up Spray Heads	0	0	0.00	0.00	\$0	\$0	\$0	\$0	0.0
Pre-Rinse Nozzles	0	0	0.00	0.00	\$0	\$0	\$0	\$0	0.0
Subtotal	10	1,059,016	3	33	\$0	\$3,960	\$6,600	\$10,560	
TOTAL	562	4,203,465	13	181	\$0	\$16,819	\$27,411	\$44,230	

⁽¹⁾ Payback period =
$$\frac{\text{Total direct program costs}}{\text{AF saved/year} \times \text{MWD Tier II rate/AF}}$$

City of Chino Hills

IEUA Regional Conservation Programs Annual Report

Program	District Devices/ Rebates	Gallons Saved (year)	AF Saved (year)	AF Saved Lifetime	Funding Sources (dollars)			Payback Period (years) ⁽¹⁾	
					Outside Funding	IEUA	MWD		Total
FY 2008-2009									
Residential Rebate Programs									
Ultra Low Flush Toilets (ULFT)	0	0	0.00	0.00	\$0	\$0	\$0	\$0	0.0
High Efficiency Toilets (HET)	70	969,407	2.98	59.50	\$0	\$0	\$11,550	\$11,550	7.8
High Efficiency Clothes Washers (HECW)	207	1,861,652	5.71	85.70	\$0	\$0	\$22,770	\$22,770	8.0
Rotating Nozzles for Pop-up Spray Heads	36	46,923	0.14	0.72	\$0	\$0	\$144	\$144	2.0
Weather Based Irrigation Controllers (WBIC)	1	105,902	0.33	3.25	\$0	\$0	\$80	\$80	0.5
Water Wise Landscape (Turf Buy Back) (16,789 Sq. Ft.)	16	765,900	2.35	23.50	\$0	\$25,484	\$0	\$25,484	21.7
Synthetic Turf (28,243 Sq. Ft.)	23	1,288,421	3.95	39.54	\$0	\$8,473	\$8,473	\$16,946	8.6
Subtotal	353	5,038,204	15	212	\$0	\$33,957	\$43,017	\$76,974	
IEUA Multi-Family Direct Install Prog. (HET)									
IEUA Multi-Family Direct Install Prog. (HET)	0	0	0.00	0.00	\$0	\$0	\$0	\$0	0.0
Subtotal	0	0	0	0	\$0	\$0	\$0	\$0	
CII Save-A-Buck Rebate Program									
ULFT Flushometer	0	0	0.00	0.00	\$0	\$0	\$0	\$0	0.0
ULFT Tank	0	0	0.00	0.00	\$0	\$0	\$0	\$0	0.0
High Efficiency Toilets (HET)	387	5,359,434	16.45	328.95	\$0	\$52,245	\$63,855	\$116,100	14.2
Waterless Urinals	0	0	0.00	0.00	\$0	\$0	\$0	\$0	0.0
Conductivity Controller	0	0	0.00	0.00	\$0	\$0	\$0	\$0	0.0
High Efficiency Clothes Washers	5	44,967	0.14	1.38	\$0	\$500	\$400	\$900	13.1
Water Brooms	0	0	0.00	0.00	\$0	\$0	\$0	\$0	0.0
Weather Based Irrigation Controllers (WBIC)	0	0	0.00	0.00	\$0	\$0	\$0	\$0	0.0
Synthetic Turf (Sq. Ft.)	0	0	0.00	0.00	\$0	\$0	\$0	\$0	0.0
Rotating Nozzles for Pop-up Spray Heads	0	0	0.00	0.00	\$0	\$0	\$0	\$0	0.0
Large Rotary Nozzles	0	0	0.00	0.00	\$0	\$0	\$0	\$0	0.0
Pre-Rinse Nozzles	10	498,552	1.53	7.65	\$0	\$0	\$600	\$600	0.8
Subtotal	402	5,902,954	18	338	\$0	\$52,745	\$64,855	\$117,600	
MWD Public Sector Program									
High Efficiency Toilets (HET)	0	0	0.00	0.00	\$0	\$0	\$0	\$0	0.0
Waterless Urinals	0	0	0.00	0.00	\$0	\$0	\$0	\$0	0.0
Water Brooms	0	0	0.00	0.00	\$0	\$0	\$0	\$0	0.0
Weather Based Irrigation Controllers (WBIC)	0	0	0.00	0.00	\$0	\$0	\$0	\$0	0.0
Central Computer Irrigation Controllers (CCIC)	347	112,165,735	344.22	3,442.24	\$0	\$0	\$1,411,069	\$1,411,069	8.2
Synthetic Turf (Sq. Ft.)	0	0	0.00	0.00	\$0	\$0	\$0	\$0	0.0
Subtotal	347	112,165,735	344	3,442	\$0	\$0	\$1,411,069	\$1,411,069	
	1,102	123,106,892	378	3,992	\$0		\$1,518,940	\$1,605,642	

⁽¹⁾ Payback period = $\frac{\text{Total direct program costs}}{\text{AF saved/year} \times \text{MWD Tier II rate/AF}}$

City of Chino Hills IEUA Regional Conservation Programs Annual Report

Program	District Devices/ Rebates	Gallons Saved (year)	AF Saved (year)	AF Saved Lifetime	Funding Sources (dollars)				Payback Period (years) ⁽¹⁾
					Outside Funding	IEUA	MWD	Total	
FY 2007-2008									
Residential Rebate Programs									
Ultra Low Flush Toilets (ULFT)	7	86,448	0.27	5.31	\$0	\$0	\$420	\$420	3.7
High Efficiency Toilets (HET)	14	193,881	0.60	11.90	\$0	\$0	\$2,310	\$2,310	9.1
High Efficiency Clothes Washers (HECW)	240	2,158,437	6.62	99.36	\$0	\$0	\$26,400	\$26,400	9.3
Rotating Nozzles for Pop-up Spray Heads	0	0	0.00	0.00	\$0	\$0	\$0	\$0	0.0
Weather Based Irrigation Controllers (WBIC)	0	0	0.00	0.00	\$0	\$0	\$0	\$0	0.0
Water Wise Landscape (Turf Buy Back) (552 Sq. Ft.)	1	25,182	0.08	0.77	\$0	\$1,104	\$0	\$1,104	33.5
Synthetic Turf (3,690 Sq. Ft.)	7	168,335	0.52	5.17	\$0	\$1,107	\$1,107	\$2,214	10.0
Subtotal	269	2,632,283	8	123	\$0	\$2,211	\$30,237	\$32,448	
IEUA Multi-Family Direct Install Prog. (HET/ULFT)									
IEUA Multi-Family Direct Install Prog. (HET/ULFT)	0	0	0.00	0.00	\$0	\$0	\$0	\$0	0.0
Subtotal	0	0	0	0	\$0	\$0	\$0	\$0	
CII Save-A-Buck Rebate Program									
ULFT Flushometer	0	0	0.00	0.00	\$0	\$0	\$0	\$0	0.0
ULFT Tank	0	0	0.00	0.00	\$0	\$0	\$0	\$0	0.0
High Efficiency Toilets (HET)	0	0	0.00	0.00	\$0	\$0	\$0	\$0	0.0
Waterless Urinals	14	559,747	1.72	34.36	\$0	\$0	\$5,600	\$5,600	7.6
Conductivity Controller	0	0	0.00	0.00	\$0	\$0	\$0	\$0	0.0
High Efficiency Clothes Washers	0	0	0.00	0.00	\$0	\$0	\$0	\$0	0.0
Water Brooms	0	0	0.00	0.00	\$0	\$0	\$0	\$0	0.0
Weather Based Irrigation Controllers (WBIC)	0	0	0.00	0.00	\$0	\$0	\$0	\$0	0.0
Synthetic Turf (Sq. Ft.)	0	0	0.00	0.00	\$0	\$0	\$0	\$0	0.0
Rotating Nozzles for Pop-up Spray Heads	0	0	0.00	0.00	\$0	\$0	\$0	\$0	0.0
Subtotal	14	559,747	2	34	\$0	\$0	\$5,600	\$5,600	
MWD Public Sector Program									
High Efficiency Toilets (HET)	0	0	0.00	0.00	\$0	\$0	\$0	\$0	0.0
Waterless Urinals	0	0	0.00	0.00	\$0	\$0	\$0	\$0	0.0
Water Brooms	45	2,249,349	6.90	34.52	\$0	\$0	\$17,100	\$17,100	5.8
Weather Based Irrigation Controllers (WBIC)	0	0	0.00	0.00	\$0	\$0	\$0	\$0	0.0
Central Computer Irrigation Controllers (CCIC)	0	0	0.00	0.00	\$0	\$0	\$0	\$0	0.0
Subtotal	45	2,249,349	7	35	\$0	\$0	\$17,100	\$17,100	
TOTAL	328	5,441,379	17	191	\$0	\$2,211	\$52,937	\$55,148	

⁽¹⁾ Payback period =
$$\frac{\text{Total direct program costs}}{\text{AF saved/year} \times \text{MWD Tier II rate/AF}}$$

City of Chino Hills IEUA Regional Conservation Programs Annual Report

Program	District Devices/ Rebates	Gallons Saved (year)	AF Saved (year)	AF Saved Lifetime	Funding Sources (dollars)				Payback Period (years) ⁽¹⁾
					Outside Funding	IEUA	MWD	Total	
FY 2006-2007									
Residential Rebate Programs									
Ultra Low Flush Toilets (ULFT)	16	180,912	0.56	11.10	\$0	\$0	\$960	\$960	4.0
High Efficiency Toilets (HET)	0	0	0.00	0.00	\$0	\$0	\$0	\$0	0.0
High Efficiency Clothes Washers (HECW)	223	6,147,440	18.87	282.99	\$0	\$0	\$24,530	\$24,530	3.0
Rotating Sprinkler Nozzles	0	0	0.00	0.00	\$0	\$0	\$0	\$0	0.0
Weather Based Irrigation Controllers (WBIC) - Rebate	4	847,213	2.60	26.00	\$0	\$640	\$320	\$960	0.9
Weather Based Irrigation Controllers (WBIC) - Distribution	9	1,906,228	5.85	58.50	\$0	\$0	\$2,160	\$2,160	0.9
Subtotal	252	9,081,793	28	379	\$0	\$640	\$27,970	\$28,610	
IEUA Multi-Family Direct Install Prog. (HET/ULFT)									
Multi-Family Toilet Program (HET/ULFT)	0	0	0.00	0.00	\$0	\$0	\$0	\$0	0.0
Subtotal	0	0	0	0	\$0	\$0	\$0	\$0	
CII Save-A-Buck Rebate Program									
ULFT Flushometer	0	0	0.0	0.0	\$0	\$0	\$0	\$0	0.0
ULFT Tank	0	0	0.0	0.0	\$0	\$0	\$0	\$0	0.0
High Efficiency Toilets (HET)	0	0	0.0	0.0	\$0	\$0	\$0	\$0	0.0
Zero Water Urinal	0	0	0.0	0.0	\$0	\$0	\$0	\$0	0.0
Conductivity Controller	0	0	0.0	0.0	\$0	\$0	\$0	\$0	0.0
High Efficiency Clothes Washers (HECW)	0	0	0.0	0.0	\$0	\$0	\$0	\$0	0.0
Water Brooms	0	0	0.0	0.0	\$0	\$0	\$0	\$0	0.0
Weather Based Irrigation Controllers (WBIC)	0	0	0.0	0.0	\$0	\$0	\$0	\$0	0.0
Subtotal	0	0	0	0	\$0	\$0	\$0	\$0	
TOTAL	252	9,081,793	28	379	\$0	\$640	\$27,970	\$28,610	

⁽¹⁾ Payback period = $\frac{\text{Total direct program costs}}{\text{AF saved/year} \times \text{MWD Tier II rate/AF}}$

City of Chino Hills IEUA Regional Conservation Programs Annual Report

Program	District Devices/ Rebates	Gallons Saved (year)	AF Saved (year)	AF Saved Lifetime	Funding Sources (dollars)				Payback Period (years) ⁽¹⁾
					Outside Funding	IEUA	MWD	Total	
FY 2005-2006									
Residential Programs									
City Event (ULFT)	0	0	0.00	0.00	\$0	\$0	\$0	\$0	0.0
IEUA Regional Event (ULFT)	0	0	0.00	0.00	\$0	\$0	\$0	\$0	0.0
IEUA Rebate Program (ULFT)	65	734,957	2.26	45.11	\$0	\$130	\$7,800	\$7,930	8.2
High Efficiency Clothes Washers	214	1,924,606	5.91	88.60	\$0	\$130	\$14,300	\$14,430	5.7
Subtotal	279	2,659,563	8	134	\$0	\$260	\$22,100	\$22,360	
IEUA Multi-Family Direct Install Prog. (HET/ULFT)									
Multi-Family Program	1,175	13,285,760	40.77	815.45	\$0	\$3,604	\$6,360	\$9,964	0.6
Subtotal	1,175	13,285,760	41	815	\$0	\$3,604	\$6,360	\$9,964	
CII Save-A-Buck Rebate Program									
ULFT's (Tank)	0	0	0.00	0.00	\$0	\$0	\$0	\$0	0.0
Conductivity Controller	0	0	0.00	0.00	\$0	\$0	\$0	\$0	0.0
High Efficiency Clothes Washers	0	0	0.00	0.00	\$0	\$0	\$0	\$0	0.0
Water Brooms	0	0	0.00	0.00	\$0	\$0	\$0	\$0	0.0
Pre-Rinse Spray Nozzles	0	0	0.00	0.00	\$0	\$0	\$0	\$0	0.0
Weather Based Irrigation Controllers (WBIC)	0	0	0.00	0.00	\$0	\$0	\$0	\$0	0.0
Subtotal	0	0	0	0	\$0	\$0	\$0	\$0	
TOTAL	1,454	15,945,323	49	949	\$0	\$3,864	\$28,460	\$32,324	

FY 2004-2005									
Residential Programs									
City Event (ULFT)	0	0	0.00	0.00	\$0	\$0	\$0	\$0	0.0
IEUA Regional Event (ULFT)	7	79,149	0.24	4.86	\$0	\$77	\$420	\$497	4.8
IEUA Rebate Program (ULFT)	79	893,255	2.74	54.83	\$0	\$79	\$4,740	\$4,819	4.1
High Efficiency Clothes Washers	307	2,761,001	8.47	127.10	\$0	\$307	\$33,770	\$34,077	9.4
Pool Cover Rebates	6	102,492	0.31	1.57	\$0	\$318	\$0	\$318	2.4
Subtotal	399	3,835,897	12	188	\$0	\$781	\$38,930	\$39,711	
IEUA Multi-Family Direct Install Prog. (HET/ULFT)									
Multi-Family Program	530	5,992,726	18.39	367.82	\$0	\$55,650	\$31,800	\$87,450	11.1
Subtotal	530	5,992,726	18	368	\$0	\$55,650	\$31,800	\$87,450	
CII Save-A-Buck Rebate Program									
ULFT's (Tank)	0	0	0.00	0.00	\$0	\$0	\$0	\$0	0.0
Conductivity Controller	0	0	0.00	0.00	\$0	\$0	\$0	\$0	0.0
High Efficiency Clothes Washers	0	0	0.00	0.00	\$0	\$0	\$0	\$0	0.0
Water Brooms	0	0	0.00	0.00	\$0	\$0	\$0	\$0	0.0
Pre-Rinse Spray Nozzles	0	0	0.00	0.00	\$0	\$0	\$0	\$0	0.0
X-Ray Film Processor	0	0	0.00	0.00	\$0	\$0	\$0	\$0	0.0
Subtotal	0	0	0	0	\$0	\$0	\$0	\$0	
TOTAL	929	9,828,623	30	556	\$0	\$56,431	\$70,730	\$127,161	


⁽¹⁾ Payback period =
$$\frac{\text{Total direct program costs}}{\text{AF saved/year} \times \text{MWD Tier II rate/AF}}$$

City of Chino Hills IEUA Regional Conservation Programs Annual Report

Program	District Devices/ Rebates	Gallons Saved (year)	AF Saved (year)	AF Saved Lifetime	Funding Sources (dollars)				Payback Period (years) ⁽¹⁾
					Outside Funding	IEUA	MWD	Total	
FY 2003-2004									
Residential Programs									
City Event (ULFT)	0	0	0.00	0.00	\$0	\$0	\$0	\$0	0
IEUA Regional Event (ULFT)	3	33,921	0.10	2.08	\$0	\$33	\$180	\$213	5.1
IEUA Rebate Program (ULFT)	189	2,137,029	6.56	131.17	\$0	\$189	\$11,340	\$11,529	4.6
High Efficiency Clothes Washers	233	2,095,483	6.43	96.46	\$0	\$233	\$25,630	\$25,863	5.7
Pool Cover Rebates	21	802,854	2.46	12.30	\$0	\$1,113	\$0	\$1,113	2.4
Subtotal	446	5,069,286	16	242	\$0	\$1,568	\$37,150	\$38,718	
IEUA Multi-Family Direct Install Prog. (HET/ULFT)									
Multi-Family Program	25	282,676	0.87	17.35	\$0	\$850	\$1,500	\$2,350	4.3
Subtotal	25	282,676	1	17	\$0	\$850	\$1,500	\$2,350	
CII Save-A-Buck Rebate Program									
High Efficiency Clothes Washers	0	0	0.00	0.00	\$0	\$0	\$0	\$0	0
Water Brooms (Rebate)	19	949,725	2.91	14.57	\$0	\$1,900	\$1,900	\$3,800	3.1
Water Brooms (Distribution)	0	0	0.00	0.00	\$0	\$0	\$0	\$0	0
Pre-Rinse Spray Nozzles	0	0	0.00	0.00	\$0	\$0	\$0	\$0	0
Subtotal	19	949,725	3	15	\$0	\$1,900	\$1,900	\$3,800	
TOTAL	490	6,301,687	19	274	\$0	\$4,318	\$40,550	\$44,868	

FY 2002-2003									
Residential Programs									
City Event (ULFT)	0	0	0.00	0.00	\$0	\$0	\$0	\$0	0
IEUA Regional Event (ULFT)	48	542,737	1.67	33.31	\$0	\$528	\$2,880	\$3,408	5.4
IEUA Rebate Program (ULFT)	28	316,597	0.97	19.43	\$0	\$28	\$1,680	\$1,708	4.5
High Efficiency Clothes Washers	199	1,789,704	5.49	82.39	\$0	\$199	\$21,890	\$22,089	5.8
Pool Cover Rebates	27	1,246,986	3.83	19.15	\$0	\$1,431	\$0	\$1,431	2.4
Subtotal	302	3,896,024	12	154	\$0	\$2,186	\$26,450	\$28,636	
IEUA Multi-Family Direct Install Prog. (HET/ULFT)									
Multi-Family Program	0	0	0.00	0.00	\$0	\$0	\$0	\$0	0
Subtotal	0	0	0	0	\$0	\$0	\$0	\$0	
CII Save-A-Buck Rebate Program									
High Efficiency Clothes Washers	0	0	0.00	0.00	\$0	\$0	\$0	\$0	0.0
Water Brooms	5	249,928	0.77	3.84	\$0	\$900	\$900	\$1,800	3.1
Pre-Rinse Spray Nozzles	16	20,854	0.06	0.32	\$0	\$0	\$800	\$800	0.5
X-Ray Film Processor	0	0	0.00	0.00	\$0	\$0	\$0	\$0	0
Restaurant Table Tent Program	N/A	N/A	N/A	N/A	N/A	N/A	N/A	N/A	N/A
Subtotal	21	270,782	1	4	\$0	\$900	\$1,700	\$2,600	
TOTAL	323	4,166,806	13	158	\$0	\$3,086	\$28,150	\$31,236	

⁽¹⁾ Payback period =
$$\frac{\text{Total direct program costs}}{\text{AF saved/year} \times \text{MWD Tier II rate/AF}}$$



Cucamonga Valley Water District
Regional Water Use Efficiency Programs
Summary Charts

Cucamonga Valley Water District IEUA Conservation Programs Annual Report

Program	District Devices/ Rebates	Gallons Saved (year)	AF Saved (year)	AF Saved Lifetime	Funding Sources (dollars)				IEUA Payback Period (years)
					Outside Funding	IEUA	MWD	Total	
FY 2022-2023									
SoCal Water\$mart Residential Rebates									
High Efficiency Toilets (HET)	218	1,747,737	5	107	\$0	\$7,200	\$42,914	\$50,114	1.4
High Efficiency Clothes Washers (HECW)	147	1,652,802	5	71	\$0	\$9,900	\$12,495	\$22,395	2.0
Rotating Nozzles for Pop-up Spray Heads (5 Apps/ 215 Nozzles)	5	308,301	1	5	\$0	\$645	\$430	\$1,075	0.7
Weather based Irrigation Controllers (WBIC)	165	2,226,223	7	68	\$0	\$10,160	\$23,587	\$33,747	1.6
Weather based Irrigation Controllers for Large Landscapes (0 Stations)	0	0	0	0	\$0	\$0	\$0	\$0	0.0
Irrigation Controller + Add on	1	13,492	0	0	\$0	\$180	\$320	\$500	4.6
Hose Bib Controller	0	0	0	0	\$0	\$0	\$0	\$0	0.0
Turf Replacement (138,555 sq. ft.)	86	8,313,300	26	765	\$49,576	\$131,013	\$277,110	\$457,699	5.4
Rain Barrels	8	4,954	0	0	\$0	\$0	\$280	\$280	0.0
Cisterns	0	0	0	0	\$0	\$0	\$0	\$0	0.0
Soil Moisture Sensor Systems	0	0	0	0	\$0	\$0	\$0	\$0	0.0
Flow Monitor Device on Utility Meter	11	179,245	1	6	\$0	\$600	\$1,099	\$1,699	1.1
Flow Monitor Device on Customer Property	0	0	0	0	\$0	\$0	\$0	\$0	0.0
Low-flow Showerheads	114	156,368	0	2	\$0	\$0	\$1,482	\$1,482	0.0
Faucet Aerators	96	63,040	0	1	\$0	\$0	\$412	\$412	0.0
Subtotal	851	14,665,462	45	1026	\$49,576	\$159,698	\$360,129	\$569,403	
IEUA Locally Implemented Residential Programs									
Landscape Tune-Up Program (5,146 Nozzles)	541	40,904,361	126	251	\$0	\$145,196	\$81,150	\$226,346	1.2
Large Landscape Retrofit Program (201 WBIC/ 89 Nozzles)	139	2,839,567	9	85	\$0	\$107,261	\$16,258	\$123,519	12.9
Small Site Controller Upgrade Program (252 WBIC)	231	3,400,050	10	104	\$0	\$132,757	\$20,160	\$152,917	13.4
Residential Pressure Regulation Program	101	454,239	1	14	\$0	\$57,367	\$2,300	\$59,667	43.2
Subtotal	1,012	47,598,216	146	454	\$0	\$442,581	\$119,868	\$562,449	
SoCal Water\$mart Commercial Rebates									
High Efficiency Toilets (HET)	242	1,940,148	6	119	\$0	\$0	\$60,500	\$60,500	0.0
Waterless Urinals	0	0	0	0	\$0	\$0	\$0	\$0	0.0
Cooling Tower Controller	0	0	0	0	\$0	\$0	\$0	\$0	0.0
Weather Based Irrigation Controllers for Large Landscapes (345 Stations)	18	2,012,595	6	62	\$0	\$5,175	\$12,075	\$17,250	0.9
Irrigation Controller + Add on	0	0	0	0	\$0	\$0	\$0	\$0	0.0
Rotating Nozzles for Pop-up Spray Heads (0 App/ 0 Nozzles)	0	0	0	0	\$0	\$0	\$0	\$0	0.0
Large Rotary Nozzles	0	0	0	0	\$0	\$0	\$0	\$0	0.0
Central Computerized Irrigation Controller (0 Stations)	0	0	0	0	\$0	\$0	\$0	\$0	0.0
Laminar Flow Restrictor	0	0	0	0	\$0	\$0	\$0	\$0	0.0
Air-Cooled Ice Machine	0	0	0	0	\$0	\$0	\$0	\$0	0.0
Turf Replacement (42,436 sq. ft.)	5	1,824,748	6	168	\$0	\$37,936	\$84,872	\$122,808	7.1
Soil Moisture Sensor Systems (0 Stations)	0	0	0	0	\$0	\$0	\$0	\$0	0.0
Plumbing Flow Control	0	0	0	0	\$0	\$0	\$0	\$0	0.0
Subtotal	265	5,777,491	18	349	\$0	\$43,111	\$157,447	\$200,558	
Additional Water Use Efficiency Programming									
CBWCD Landscape Evaluation Audit Program	6	1,059,175	3	16	\$410	\$1,205	\$1,240	\$2,855	0.4
Customer Agency Implemented Program (Aquamizer Toilet Retrofit)	119	1,042,597	3	32	\$0	\$23,562	\$0	\$23,562	7.7
Subtotal	125	2,101,772	6	48	\$410	\$24,767	\$1,240	\$26,417	
FINAL TOTAL	2,253	70,142,941	215	1,877	\$49,986	\$670,157	\$638,684	\$1,358,827	

(1) Payback period = $\frac{\text{Total direct program costs}}{\text{AF saved/year} \times \text{MWD Tier II rate/AF}}$

Cucamonga Valley Water District IEUA Conservation Programs Annual Report

Program	District Devices/ Rebates	Gallons Saved (year)	AF Saved (year)	AF Saved Lifetime	Funding Sources (dollars)			IEUA Payback Period (years)	
					Outside Funding	IEUA	MWD		Total
FY 2021-2022									
SoCal WaterSmart Residential Rebates									
High Efficiency Toilets (HET)	32	256,548	1	16	\$0	\$1,920	\$1,280	\$3,200	2.9
High Efficiency Clothes Washers (HECW)	176	1,978,865	6	85	\$0	\$9,450	\$14,960	\$24,410	1.9
Rotating Nozzles for Pop-up Spray Heads (2 Apps/ 65 Nozzles)	2	93,207	0	1	\$0	\$195	\$102	\$297	0.8
Weather based Irrigation Controllers (WBIC)	145	1,956,378	6	60	\$0	\$11,600	\$11,463	\$23,063	2.3
Weather based Irrigation Controllers for Large Landscapes (0 Stations)	0	0	0	0	\$0	\$0	\$0	\$0	0.0
Irrigation Controller + Add on	2	26,985	0	1	\$0	\$160	\$160	\$320	2.3
Hose Bib Controller	0	0	0	0	\$0	\$0	\$0	\$0	0.0
Turf Replacement (57,825 sq. ft.)	25	3,469,500	11	319	\$0	\$57,316	\$114,632	\$171,948	6.5
Rain Barrels	7	4,334	0	0	\$0	\$0	\$245	\$245	0.0
Cisterns	0	0	0	0	\$0	\$0	\$0	\$0	0.0
Soil Moisture Sensor Systems	0	0	0	0	\$0	\$0	\$0	\$0	0.0
Flow Monitor Device on Utility Meter	16	260,720	1	8	\$0	\$960	\$1,600	\$2,560	1.4
Flow Monitor Device on Customer Property	0	0	0	0	\$0	\$0	\$0	\$0	0.0
Subtotal	405	8,046,537	25	490	\$0	\$81,601	\$144,442	\$226,043	
IEUA Locally Implemented Residential Programs									
Landscape Tune-Up Program	238	17,994,894	55	110	\$0	\$70,502	\$29,100	\$99,602	1.5
Residential Landscape Retrofit Program (103 WBIC/ 200 Nozzles)	73	1,676,495	5	47	\$0	\$49,181	\$15,598	\$64,779	11.5
Res. Education, Survey, and Controller Upgrade Program (141 WBIC)	122	1,902,409	6	58	\$0	\$72,422	\$9,360	\$81,782	14.9
Residential Pressure Regulation Program	130	584,665	2	18	\$0	\$74,471	\$3,675	\$78,146	50.0
Leak Detection Pilot Program	0	0	0	0	\$0	\$0	\$0	\$0	0.0
Subtotal	563	22,158,462	68	234	\$0	\$266,577	\$57,733	\$324,309	
SoCal WaterSmart Commercial Rebates									
High Efficiency Toilets (HET)	0	0	0	0	\$0	\$0	\$0	\$0	0.0
Waterless Urinals	0	0	0	0	\$0	\$0	\$0	\$0	0.0
Cooling Tower Controller	0	0	0	0	\$0	\$0	\$0	\$0	0.0
Weather Based Irrigation Controllers for Large Landscapes (433 Stations)	17	2,525,953	8	78	\$0	\$6,495	\$15,155	\$21,650	1.0
Rotating Nozzles for Pop-up Spray Heads (0 App/ 0 Nozzles)	0	0	0	0	\$0	\$0	\$0	\$0	0.0
Large Rotary Nozzles	0	0	0	0	\$0	\$0	\$0	\$0	0.0
Central Computerized Irrigation Controller (0 Stations)	0	0	0	0	\$0	\$0	\$0	\$0	0.0
Laminar Flow Restrictor	0	0	0	0	\$0	\$0	\$0	\$0	0.0
Air-Cooled Ice Machine	0	0	0	0	\$0	\$0	\$0	\$0	0.0
Turf Replacement (65,000 sq. ft.)	1	2,795,000	9	257	\$0	\$50,000	\$100,000	\$150,000	7.0
Soil Moisture Sensor Systems (0 Stations)	0	0	0	0	\$0	\$0	\$0	\$0	0.0
Plumbing Flow Control	0	0	0	0	\$0	\$0	\$0	\$0	0.0
Subtotal	18	5,320,953	16	335	\$0	\$56,495	\$115,155	\$171,650	
Additional Water Use Efficiency Programming									
CBWCD Landscape Evaluation Audit Program	7	514,922	2	8	\$714	\$952	\$0	\$1,666	0.7
Customer Agency Implemented Program	0	0	0	0	\$0	\$0	\$0	\$0	0.0
Subtotal	7	514,922	2	8	\$714	\$952	\$0	\$1,666	
FINAL TOTAL	993	36,040,875	111	1,067	\$714	\$405,625	\$317,329	\$723,668	

$$^{(1)} \text{ Payback period} = \frac{\text{Total direct program costs}}{\text{AF saved/year} \times \text{MWD Tier II rate/AF}}$$

Cucamonga Valley Water District IEUA Conservation Programs Annual Report

Program	District Devices/ Rebates	Gallons Saved (year)	AF Saved (year)	AF Saved Lifetime	Funding Sources (dollars)				IEUA Payback Period (years)
					Outside Funding	IEUA	MWD	Total	
FY 2020-2021									
SoCal Water\$mart Residential Rebates									
High Efficiency Toilets (HET)	30	240,514	0.74	15	\$0	\$1,800	\$1,200	\$3,000	2.9
High Efficiency Clothes Washers (HECW)	211	2,372,389	7	102	\$0	\$15,825	\$17,935	\$33,760	2.6
Rotating Nozzles for Pop-up Spray Heads (3 Apps/ 132 Nozzles)	3	189,283	1	3	\$0	\$396	\$264	\$660	0.8
Weather based Irrigation Controllers (WBIC)	167	2,253,207	7	69	\$0	\$13,360	\$13,360	\$26,720	2.3
Hose Bib Controller	2	26,985	0	1	\$0	\$0	\$70	\$70	0.0
Turf Replacement (48,705 sq. ft.)	34	2,922,300	9	269	\$0	\$48,705	\$97,410	\$146,115	6.5
Rain Barrels	8	4,954	0	0	\$0	\$0	\$280	\$280	0.0
Cisterns	0	0	0	0	\$0	\$0	\$0	\$0	0.0
Soil Moisture Sensor Systems	0	0	0	0	\$0	\$0	\$0	\$0	0.0
IEUA Locally Implemented Residential Programs									
Landscape Tune-Up Program	103	7,787,706	24	48	\$0	\$24,839	\$15,450	\$40,289	1.3
Residential Landscape Retrofit Program (56 WBIC/ 297 Nozzles)	41	1,181,453	4	30	\$0	\$29,864	\$5,842	\$35,706	9.9
Res. Education, Survey, and Controller Upgrade Program (59 WBIC)	54	796,043	2	24	\$0	\$20,709	\$13,490	\$34,199	10.2
Residential Pressure Regulation Program	154	692,603	2	21	\$0	\$85,156	\$3,800	\$88,956	48.2
Leak Detection Pilot Program	2	48,885	0	2	\$0	\$151	\$192	\$343	1.2
Subtotal	809	18,516,322	57	583	0	240,805	169,293	410,098	
SoCal Water\$mart Commercial Rebates									
High Efficiency Toilets (HET)	0	0	0	0	\$0	\$0	\$0	\$0	0.0
Waterless Urinals	0	0	0	0	\$0	\$0	\$0	\$0	0.0
Cooling Tower Controller	0	0	0	0	\$0	\$0	\$0	\$0	0.0
Weather Based Irrigation Controllers (WBIC)	10	42,041	0.13	1	\$0	\$150	\$350	\$500	1.4
Rotating Nozzles for Pop-up Spray Heads (0 App/ 0 Nozzles)	0	0	0	0	\$0	\$0	\$0	\$0	0.0
Large Rotary Nozzles	0	0	0	0	\$0	\$0	\$0	\$0	0.0
Central Computerized Irrigation Controller	4	16,816	0	1	\$0	\$60	\$140	\$200	1.4
Laminar Flow Restrictor	125	936,963	3	14	\$0	\$1,250	\$1,250	\$2,500	0.5
Air-Cooled Ice Machine	0	0	0	0	\$0	\$0	\$0	\$0	0.0
Turf Replacement (36,662 sq. ft.)	3	1,576,466	5	145	\$0	\$36,662	\$73,324	\$109,986	9.1
Soil Moisture Sensor Systems	0	0	0	0	\$0	\$0	\$0	\$0	0.0
Plumbing Flow Control	12	16,425	0	1	\$0	\$60	\$60	\$120	1.4
Subtotal	154	2,588,711	8	162	\$0	\$38,182	\$75,124	\$113,306	
TOTAL	963	21,105,033	65	745	\$0	\$278,987	\$244,417	\$523,404	

⁽¹⁾ Payback period =
$$\frac{\text{Total direct program costs}}{\text{AF saved/year} \times \text{MWD Tier II rate/AF}}$$

Cucamonga Valley Water District IEUA Conservation Programs Annual Report

Program	District Devices/ Rebates	Gallons Saved (year)	AF Saved (year)	AF Saved Lifetime	Funding Sources (dollars)				IEUA Payback Period (years)
					Outside Funding	IEUA	MWD	Total	
FY 2019-2020									
SoCal Water\$mart Residential Rebates									
High Efficiency Toilets (HET)	67	537,148	2	33	\$0	\$4,020	\$2,680	\$6,700	2.9
High Efficiency Clothes Washers (HECW)	133	1,495,392	5	64	\$0	\$9,975	\$11,305	\$21,280	2.6
Rotating Nozzles for Pop-up Spray Heads (2 Apps/ 169 Nozzles)	2	242,339	1	4	\$0	\$507	\$338	\$845	0.8
Weather based Irrigation Controllers (WBIC)	181	2,442,099	7	75	\$0	\$14,480	\$14,480	\$28,960	2.3
Turf Replacement (70,850 sq. ft.)	40	3,046,550	9	93	\$0	\$53,981	\$133,772	\$187,753	7.0
Rain Barrels	4	2,477	0	0	\$0	\$0	\$140	\$140	0.0
Cisterns	0	0	0	0	\$0	\$0	\$0	\$0	0.0
Soil Moisture Sensor Systems	0	0	0	0	\$0	\$0	\$0	\$0	0.0
IEUA Locally Implemented Residential Programs									
Landscape Tune-Up Program	74	5,595,051	17	34	\$0	\$16,852	\$10,782	\$27,634	1.2
Residential Landscape Retrofit Program (81 WBIC/ 104 Nozzles)	60	1,242,005	4	36	\$1,080	\$23,529	\$24,539	\$49,147	7.4
Res. Education, Survey, and Controller Upgrade Program (63 WBIC)	58	850,012	3	26	\$0	\$26,622	\$10,634	\$37,256	12.3
Residential Pressure Regulation Program	118	530,696	2	16	\$0	\$33,872	\$29,573	\$63,445	25.1
Leak Detection Pilot Program	0	0	0	0	\$0	\$0	\$0	\$0	0.0
Subtotal	737	15,983,770	49	382	1,080	183,838	238,243	423,160	
SoCal Water\$mart Commercial Rebates									
High Efficiency Toilets (HET)	110	881,885	3	54	\$0	\$6,600	\$4,400	\$11,000	2.9
Waterless Urinals	0	0	0	0	\$0	\$0	\$0	\$0	0.0
Cooling Tower Controller	0	0	0	0	\$0	\$0	\$0	\$0	0.0
Weather Based Irrigation Controllers (WBIC)	0	0	0.00	0	\$0	\$0	\$0	\$0	0.0
Rotating Nozzles for Pop-up Spray Heads (0 App/ 0 Nozzles)	0	0	0	0	\$0	\$0	\$0	\$0	0.0
Large Rotary Nozzles	0	0	0	0	\$0	\$0	\$0	\$0	0.0
Central Computerized Irrigation Controller	0	0	0	0	\$0	\$0	\$0	\$0	0.0
Laminar Flow Restrictor	0	0	0	0	\$0	\$0	\$0	\$0	0.0
Air-Cooled Ice Machine	0	0	0	0	\$0	\$0	\$0	\$0	0.0
Turf Replacement (89,195 sq. ft.)	5	3,835,385	12	118	\$48,968	\$40,227	\$178,390	\$267,585	4.1
Soil Moisture Sensor Systems	0	0	0	0	\$0	\$0	\$0	\$0	0.0
Plumbing Flow Control	0	0	0	0	\$0	\$0	\$0	\$0	0.0
Subtotal	115	4,717,270	14	172	\$48,968	\$46,827	\$182,790	\$278,585	
TOTAL	852	20,701,040	64	554	\$50,048	\$230,665	\$421,033	\$701,745	

(1) Payback period = $\frac{\text{Total direct program costs}}{\text{AF saved/year} \times \text{MWD Tier II rate/AF}}$

Cucamonga Valley Water District IEUA Conservation Programs Annual Report

Program	District Devices/ Rebates	Gallons Saved (year)	AF Saved (year)	AF Saved Lifetime	Funding Sources (dollars)				IEUA Payback Period (years)
					Outside Funding	IEUA	MWD	Total	
FY 2018-2019									
SoCal Water\$mart Residential Rebates									
High Efficiency Toilets (HET)	13	104,223	0	6	\$0	\$780	\$520	\$1,300	3.1
High Efficiency Clothes Washers (HECW)	148	1,664,045	5	71	\$0	\$11,100	\$12,580	\$23,680	2.7
Rotating Nozzles for Pop-up Spray Heads (1 App/ 80 Nozzles)	1	114,717	0	2	\$0	\$240	\$160	\$400	0.9
Weather based Irrigation Controllers (WBIC)	190	2,563,529	8	79	\$0	\$15,200	\$15,200	\$30,400	2.4
Turf Removal (36,039 Sq. Ft.)	31	1,549,677	5	48	\$0	\$31,880	\$60,342	\$92,222	8.4
Rain Barrels	3	1,858	0	0	\$0	\$0	\$105	\$105	0.0
Cisterns	0	0	0	0	\$0	\$0	\$0	\$0	0.0
Soil Moisture Sensor Systems	1	13,492	0	0	\$0	\$0	\$80	\$80	0.0
IEUA Locally Implemented Residential Programs									
Landscape Tune-Up Program (30 Small Sites/ 8 Large Sites)	38	N/A	N/A	N/A	\$20,568	\$0	\$0	\$20,568	0.0
Residential Landscape Retrofit Program (62 WBIC/ 1,124 Nozzles)	44	2,448,291	8	50	\$19,889	\$0	\$20,701	\$40,590	0.0
Res Education, Survey, and Controller Upgrade Program (58 WBIC)	55	782,551	2	24	\$0	\$23,007	\$14,101	\$37,109	12.0
Residential Pressure Regulation Program	132	5,076,218	16	156	\$0	\$35,008	\$33,636	\$68,644	2.8
Subtotal	656	14,318,602	44	436	\$40,458	\$117,216	\$157,425	\$315,098	9.6
SoCal Water\$mart Commercial Rebates									
High Efficiency Toilets (HET)	0	0	0	0	\$0	\$0	\$0	\$0	0.0
Waterless Urinals	0	0	0	0	\$0	\$0	\$0	\$0	0.0
Cooling Tower Controller	1	209,880	1	3	\$0	\$375	\$625	\$1,000	0.7
Weather Based Irrigation Controllers (WBIC)	0	0	0.00	0	\$0	\$0	\$0	\$0	0.0
Rotating Nozzles for Pop-up Spray Heads (0 Apps/ 0 Nozzles)	0	0	0	0	\$0	\$0	\$0	\$0	0.0
Large Rotary Nozzles	0	0	0	0	\$0	\$0	\$0	\$0	0.0
Central Computerized Irrigation Controller	0	0	0	0	\$0	\$0	\$0	\$0	0.0
Laminar Flow Restrictor	0	0	0	0	\$0	\$0	\$0	\$0	0.0
Air-Cooled Ice Machine	0	0	0	0	\$0	\$0	\$0	\$0	0.0
Turf Removal (5,763 Sq. Ft.)	3	244,161	1	7	\$0	\$5,763	\$11,526	\$17,289	9.6
Soil Moisture Sensor Systems	0	0	0	0	\$0	\$0	\$0	\$0	0.0
Plumbing Flow Control	0	0	0	0	\$0	\$0	\$0	\$0	0.0
Subtotal	4	454,041	1	11	\$0	\$9,746	\$12,151	\$21,897	
TOTAL	660	14,772,643	45	447	\$40,458	\$126,961	\$169,576	\$336,995	

⁽¹⁾ Payback period = $\frac{\text{Total direct program costs}}{\text{AF saved/year} \times \text{MWD Tier II rate/AF}}$

Cucamonga Valley Water District IEUA Conservation Programs Annual Report

Program	District Devices/ Rebates	Gallons Saved (year)	AF Saved (year)	AF Saved Lifetime	Funding Sources (dollars)				Payback Period (years) ⁽¹⁾
					Outside Funding	IEUA	MWD	Total	
FY 2017-2018									
SoCal Water\$mart Residential Rebates									
High Efficiency Toilets (HET)	37	296,634	1	18	\$0	\$2,220	\$1,480	\$3,700	5.3
High Efficiency Clothes Washers (HECW)	156	1,753,994	5	75	\$0	\$10,140	\$13,260	\$23,400	5.6
Rotating Nozzles for Pop-up Spray Heads (5 Apps/ 231 Nozzles)	231	331,245	1	5	\$0	\$693	\$462	\$1,155	1.5
Weather based Irrigation Controllers (WBIC)	72	971,443	3	30	\$0	\$5,040	\$5,760	\$10,800	4.7
Turf Removal (0 Sq. Ft.)	0	0	0	0	\$0	\$0	\$0	\$0	0.0
Rain Barrels	9	5,573	0	0	\$0	\$0	\$315	\$315	23.9
Cisterns	2	0	0	0	\$0	\$0	\$600	\$600	0.0
Soil Moisture Sensor Systems	0	0	0	0	\$0	\$0	\$0	\$0	0.0
IEUA Locally Implemented Residential Programs									
FreeSprinklerNozzles.com Program (\$3,472 Total Cost)	992	1,422,488	4	22	\$0	\$1,488	\$1,984	\$3,472	1.0
Residential Landscape Retrofit Program (50 WBIC/ 863 Nozzles)	29	1,912,120	6	44	\$13,891	\$556	\$13,335	\$27,782	6.1
Residential Education, Survey, and Controller Upgrade Program (59 W)	51	796,043	2	24	\$0	\$30,202	\$5,753	\$35,955	19.1
Residential Pressure Regulation Program	115	4,422,463	14	136	\$0	\$28,098	\$24,917	\$53,015	5.1
Subtotal	1,694	11,912,003	37	354	\$13,891	\$78,437	\$67,866	\$160,194	5.9
SoCal Water\$mart Commercial Rebates									
High Efficiency Toilets (HET)	0	0	0	0	\$0	\$0	\$0	\$0	0.0
Waterless Urinals	0	0	0	0	\$0	\$0	\$0	\$0	0.0
Cooling Tower Controller	0	0	0	0	\$0	\$0	\$0	\$0	0.0
Weather Based Irrigation Controllers (WBIC)	0	0	0.00	0	\$0	\$0	\$0	\$0	0.0
Rotating Nozzles for Pop-up Spray Heads (0 Apps/ 0 Nozzles)	0	0	0	0	\$0	\$0	\$0	\$0	0.0
Large Rotary Nozzles	0	0	0	0	\$0	\$0	\$0	\$0	0.0
Central Computerized Irrigation Controller	0	0	0	0	\$0	\$0	\$0	\$0	0.0
Laminar Flow Restrictor	0	0	0	0	\$0	\$0	\$0	\$0	0.0
Air-Cooled Ice Machine	0	0	0	0	\$0	\$0	\$0	\$0	0.0
Turf Removal (0 Sq. Ft.)	0	0	0	0	\$0	\$0	\$0	\$0	0.0
Soil Moisture Sensor Systems	0	0	0	0	\$0	\$0	\$0	\$0	0.0
Plumbing Flow Control	0	0	0	0	\$0	\$0	\$0	\$0	0.0
IEUA Locally Implemented Commercial Programs									
FreeSprinklerNozzles.com Program (\$3607.50 Total Cost)	650	847,340	3	13	\$0	\$2,308	\$1,300	\$3,608	1.8
Subtotal	650	847,340	3	13	\$0	\$2,308	\$1,300	\$3,608	
TOTAL	2,344	12,759,343	39	367	\$13,891	\$80,744	\$69,166	\$163,802	

⁽¹⁾ Payback period =
$$\frac{\text{Total direct program costs}}{\text{AF saved/year} \times \text{MWD Tier II rate/AF}}$$

Cucamonga Valley Water District IEUA Conservation Programs Annual Report

Program	District Devices/ Rebates	Gallons Saved (year)	AF Saved (year)	AF Saved Lifetime	Funding Sources (dollars)				Payback Period (years) ⁽¹⁾
					Outside Funding	IEUA	MWD	Total	
FY 2016-2017									
SoCal Water\$mart Residential Rebates									
High Efficiency Toilets (HET)	57	456,977	1	28	\$0	\$3,022	\$2,340	\$5,362	5.1
High Efficiency Clothes Washers (HECW)	224	2,518,555	8	108	\$0	\$5,330	\$19,040	\$24,370	4.2
Rotating Nozzles for Pop-up Spray Heads	221	316,858	1	5	\$0	\$194	\$442	\$636	0.9
Weather based Irrigation Controllers (WBIC)	123	1,659,548	5	51	\$0	\$2,840	\$9,878	\$12,718	3.4
Turf Removal (129,422 Sq. Ft.)	75	5,483,222	17	168	\$0	\$0	\$229,262	\$229,262	18.3
Rain Barrels	34	21,053	0	0	\$0	\$0	\$2,150	\$2,150	44.7
Cisterns	1	0	0	0	\$0	\$0	\$300	\$300	0.0
Soil Moisture Sensor Systems	0	0	0	0	\$0	\$0	\$0	\$0	0.0
IEUA Locally Implemented Residential Programs									
FreeSprinklerNozzles.com Program	959	1,375,168	4	21	\$0	\$1,534	\$1,918	\$3,452	1.1
Residential Landscape Retrofit Program (105 WBIC/685 Nozzles)	76	2,398,950	7	59	\$33,911	\$823	\$33,088	\$67,822	12.4
Residential Education, Survey, and Controller Upgrade Program	73	984,935	3	30	\$0	\$29,456	\$15,195	\$44,650	19.9
Residential Pressure Regulation Program	42	0	4	42	\$0	\$3,489	\$8,871	\$12,360	3.9
Subtotal	1,885	15,215,265	51	513	\$33,911	\$46,689	\$322,483	\$403,082	10.6
SoCal Water\$mart Commercial Rebates									
High Efficiency Toilets (HET)	95	761,628	2	47	\$0	\$3,840	\$7,055	\$10,895	6.3
Waterless Urinals	0	0	0	0	\$0	\$0	\$0	\$0	0.0
Cooling Tower Controller	0	0	0	0	\$0	\$0	\$0	\$0	0.0
Weather Based Irrigation Controllers (WBIC)	34	142,940	0.44	4	\$0	\$3,512	\$29,791	\$33,303	102.1
Rotating Nozzles for Pop-up Spray Heads	0	0	0	0	\$0	\$0	\$0	\$0	0.0
Laminar Flow Restrictor	0	0	0	0	\$0	\$0	\$0	\$0	0.0
Turf Removal (60,632 Sq. Ft.)	3	2,568,796	8	79	\$0	\$31,321	\$56,321	\$87,642	14.9
Soil Moisture Sensor Systems	0	0	0	0	\$0	\$0	\$0	\$0	0.0
IEUA Locally Implemented Commercial Programs									
FreeSprinklerNozzles.com Program	4,090	5,331,724	16	82	\$0	\$12,270	\$8,180	\$20,450	1.7
Subtotal	4,772	9,557,917	29	235	\$0	\$53,693	\$104,097	\$157,790	
TOTAL	6,657	24,773,182	80	748	\$33,911	\$100,382	\$426,580	\$560,872	

⁽¹⁾ Payback period = $\frac{\text{Total direct program costs}}{\text{AF saved/year} \times \text{MWD Tier II rate/AF}}$

Cucamonga Valley Water District IEUA Conservation Programs Annual Report

Program	District Devices/ Rebates	Gallons Saved (year)	AF Saved (year)	AF Saved Lifetime	Funding Sources (dollars)				Payback Period (years) ⁽¹⁾
					Outside Funding	IEUA	MWD	Total	
FY 2015-2016									
SoCal Water\$mart Residential Rebates									
High Efficiency Toilets (HET)	640	8,864,480	27	544	\$0	\$7,813	\$61,414	\$69,227	3.5
High Efficiency Clothes Washers (HECW)	272	3,058,246	9	131	\$0	\$5,265	\$22,525	\$27,790	4.1
Rotating Nozzles for Pop-up Spray Heads	635	910,565	3	14	\$0	\$0	\$2,015	\$2,015	1.0
Weather based Irrigation Controllers (WBIC)	92	9,744,410	30	299	\$0	\$1,840	\$12,434	\$14,274	0.7
Turf Removal (826,764 Sq. Ft.)	436	35,027,510	107	1,075	\$0	\$0	\$1,604,094	\$1,604,094	20.7
Rain Barrels	410	253,876	1	4	\$0	\$0	\$12,757	\$12,757	22.7
Soil Moisture Sensor Systems	1	13,492	0.04	0.41	\$0	\$42	\$80	\$122	4.1
IEUA Locally Implemented Residential Programs									
FreeSprinklerNozzles.com Program	6,169	8,846,099	27	136	\$0	\$9,870	\$12,338	\$22,208	1.1
Residential Landscape Retrofit Program (576 WBIC/3,786 Nozzles)	171	66,437,974	204	1,955	\$89,123	\$0	\$89,123	\$178,245	1.2
Landscape Transformation Program (8,900 Sq. Ft.)	10	377,066	1	12	\$2,670	\$26,985	\$0	\$29,655	35.5
Residential Pressure Regulation Program	0	0	0	0	\$0	\$0	\$0	\$0	0.0
Subtotal	8,836	133,533,718	410	4,170	\$91,793	\$51,815	\$1,816,781	\$1,960,388	
SoCal Water\$mart Commercial Rebates									
High Efficiency Toilets (HET)	3,344	46,316,908	142	2,842	\$0	\$88,040	\$427,490	\$515,530	5.0
Waterless Urinals	0	0	0	0	\$0	\$0	\$0	\$0	0.0
Cooling Tower Controller	0	0	0	0	\$0	\$0	\$0	\$0	0.0
Weather Based Irrigation Controllers (WBIC)	59	6,249,133	19	192	\$0	\$11,970	\$42,525	\$54,495	3.9
Rotating Nozzles for Pop-up Spray Heads	9,860	14,138,846	43	217	\$0	\$7,300	\$29,390	\$36,690	1.2
Large Rotary Nozzles	0	0	0	0	\$0	\$0	\$0	\$0	0.0
Central Computerized Irrigation Controller	0	0	0	0	\$0	\$0	\$0	\$0	0.0
Laminar Flow Restrictor	0	0	0	0	\$0	\$0	\$0	\$0	0.0
Air-Cooled Ice Machine	4	200,754	1	6	\$0	\$0	\$2,000	\$2,000	4.5
Turf Removal (1,567,051 Sq. Ft.)	36	66,391,250	204	2,037	\$0	\$185,434	\$2,734,957	\$2,920,391	19.9
Soil Moisture Sensor Systems	0	0	0	0	\$0	\$0	\$0	\$0	0.0
Plumbing Flow Control	2,178	2,981,203	9	91	\$0	\$2,250	\$2,250	\$4,500	0.7
IEUA Locally Implemented Commercial Programs									
FreeSprinklerNozzles.com Program	6,340	8,264,824	25	127	\$0	\$11,101	\$12,680	\$23,781	1.3
Subtotal	21,821	144,542,917	444	5,513	\$0	\$306,095	\$3,251,292	\$3,557,387	
TOTAL	30,657	278,076,636	853	9,683	\$91,793	\$357,910	\$5,068,073	\$5,517,775	

$$^{(1)} \text{ Payback period} = \frac{\text{Total direct program costs}}{\text{AF saved/year} \times \text{MWD Tier II rate/AF}}$$

Cucamonga Valley Water District IEUA Conservation Programs Annual Report

Program	District Devices/	Gallons Saved	AF Saved	AF Saved	Funding Sources (dollars)				Payback Period
					Outside				
FY 2014-2015									
SoCal Water\$mart Residential Rebates									
High Efficiency Toilets (HET)	445	6,163,584	19	378	\$0	\$22,250	\$22,250	\$44,500	3.1
High Efficiency Clothes Washers (HECW)	306	4,238,330	13	260	\$0	\$19,890	\$26,010	\$45,900	4.7
Rotating Nozzles for Pop-up Spray Heads	373	5,166,330	16	317	\$0	\$373	\$1,492	\$1,865	0.2
Weather based Irrigation Controllers (WBIC)	34	470,926	1	29	\$0	\$2,380	\$2,720	\$5,100	4.7
Turf Removal (79,670 Sq. Ft.)	50	3,373,065	10	207	\$0	\$0	\$157,556	\$157,556	20.2
Rain Barrels	70	969,553	3	60	\$0	\$0	\$5,250	\$5,250	2.3
IEUA Locally Implemented Residential Programs									
FreeSprinklerNozzles.com Program	11,090	153,581,723	471	9,427	\$0	\$0	\$25,650	\$25,650	0.1
Residential Landscape Retrofit Program (79 WBIC/1,323 Nozzles)	52	10,102,900	31	286	\$55,569	\$0	\$55,569	\$111,138	4.8
Landscape Transformation Program (26,070 Sq. Ft.)	27	556,097	2	17	\$0	\$34,134	\$52,140	\$86,274	67.1
IEUA High Efficiency Toilet (HET) Installation Prog.									
IEUA Multi-Family Direct Install Prog. (HET)		0	0	0	\$0	\$0	\$0	\$0	0.0
IEUA Single-Family Direct Install Prog. (HET)		0	0	0	\$0	\$0	\$0	\$0	0.0
Subtotal		0	0	0	\$0	\$0	\$0	\$0	
SoCal Water\$mart Commercial Rebates									
High Efficiency Toilets (HET)	107	1,482,030	5	91	\$0	\$14,445	\$17,655	\$32,100	9.4
Weather Based Irrigation Controllers (WBIC)	41	4,342,618	13	133	\$0	\$14,750	\$14,850	\$29,600	3.0
Synthetic Turf (Sq. Ft.)	0	0	0	0	\$0	\$0	\$0	\$0	0.0
Rotating Nozzles for Pop-up Spray Heads	22,234	28,984,242	89	445	\$0	\$552	\$3,086	\$3,638	0.1
Large Rotary Nozzles	0	0	0	0	\$0	\$0	\$0	\$0	0.0
Laminar Flow Restrictor	0	0	0	0	\$0	\$0	\$0	\$0	0.0
Turf Removal (283,719 Sq. Ft.)	36	11,993,120	37	368	\$0	\$283,719	\$567,438	\$851,157	30.8
Subtotal									
Fontana Unified School Retrofit Program		0	0	0	\$0	\$0	\$0	\$0	0.0
FreeSprinklerNozzles.com Program	26,025	33,921,089	104	521	\$0	\$0	\$84,581	\$84,581	1.1
Subtotal	48,443	80,723,099	248	1,557	\$0	\$314,466	\$688,610	\$1,003,076	
TOTAL	60,890	265,345,605	814	12,538	\$55,569	\$393,493	\$1,037,247	\$1,486,309	

⁽¹⁾ Payback period =
$$\frac{\text{Total direct program costs}}{\text{AF saved/year} \times \text{MWD Tier II rate/AF}}$$

Cucamonga Valley Water District IEUA Conservation Programs Annual Report

Program	District Devices/ Rebates	Gallons Saved (year)	AF Saved (year)	AF Saved Lifetime	Funding Sources (dollars)				Payback Period (years) ⁽¹⁾
					Outside Funding	IEUA	MWD	Total	
FY 2013-2014									
SoCal Water\$mart Residential Rebates									
High Efficiency Toilets (HET)	170	2,354,273	7	145	\$0	\$8,500	\$8,500	\$17,000	3.1
High Efficiency Clothes Washers (HECW)	383	5,304,040	16	326	\$0	\$24,895	\$32,555	\$57,450	4.7
Rotating Nozzles for Pop-up Spray Heads	15	207,730	1	13	\$0	\$15	\$60	\$75	0.2
Weather based Irrigation Controllers (WBIC)	34	470,855	1	29	\$0	\$2,380	\$2,720	\$5,100	4.7
Synthetic Turf (Sq. Ft.)	0	0	0	0	\$0	\$0	\$0	\$0	0.0
Rain Barrels	26	360,065	1	6	\$0	\$0	\$1,950	\$1,950	2.3
IEUA Locally Implemented Residential Programs									
Residential Landscape Retrofit Program (64 WBIC/1,366 Nozzles)	41	8,736,065	27	238	\$22,825	\$0	\$22,825	\$45,650	2.3
Landscape Transformation Program (12,190 Sq. Ft.)	13	556,097	2	17	\$0	\$19,026	\$17,890	\$36,916	28.8
Subtotal	6,835	103,199,977	317	6,002	\$22,825	\$54,816	\$109,656	\$187,297	
IEUA Multi-Family Direct Install Prog. (HET)	0	0	0	0	\$0	\$0	\$0	\$0	0.0
IEUA Single-Family Direct Install Prog. (HET)	0	0	0	0	\$0	\$0	\$0	\$0	0.0
Subtotal	0	0	0	0	\$0	\$0	\$0	\$0	
SoCal Water\$mart Commercial Rebates									
High Efficiency Toilets (HET)	0	0	0	0	\$0	\$0	\$0	\$0	0.0
Waterless Urinals	0	0	0	0	\$0	\$0	\$0	\$0	0.0
Cooling Tower Controller	0	0	0	0	\$0	\$0	\$0	\$0	0.0
High Efficiency Clothes Washers	0	0	0	0	\$0	\$0	\$0	\$0	0.0
Water Brooms	0	0	0	0	\$0	\$0	\$0	\$0	0.0
Weather Based Irrigation Controllers (WBIC)	20	2,118,032	7	65	\$0	\$14,750	\$14,850	\$29,600	6.1
Synthetic Turf (Sq. Ft.)	0	0	0	0	\$0	\$0	\$0	\$0	0.0
Rotating Nozzles for Pop-up Spray Heads	792	1,032,296	3	16	\$0	\$552	\$3,086	\$3,638	1.5
Pre-Rinse Nozzles	0	0	0	0	\$1	\$0	\$0	\$1	0.0
Laminar Flow Restrictor	0	0	0	0	\$0	\$0	\$0	\$0	0.0
Air-Cooled Ice Machine	1	1,588,198	5	49	\$0	\$1,000	\$1,000	\$2,000	0.5
Fontana Unified School Retrofit Program	0	0	0	0	\$0	\$0	\$0	\$0	0.0
FreeSprinklerNozzles.com Program	12,700	16,553,231	51	254	\$0	\$0	\$41,275	\$41,275	1.1
Subtotal	13,513	21,291,756	65	384	\$0	\$16,302	\$60,211	\$76,514	
TOTAL	20,348	124,491,733	382	6,386	\$22,825	\$71,118	\$169,867	\$263,811	

⁽¹⁾ Payback period =
$$\frac{\text{Total direct program costs}}{\text{AF saved/year} \times \text{MWD Tier II rate/AF}}$$

Cucamonga Valley Water District IEUA Conservation Programs Annual Report

Program	District Devices/ Rebates	Gallons Saved (year)	AF Saved (year)	AF Saved Lifetime	Funding Sources (dollars)				Payback Period (years) ⁽¹⁾
					Outside Funding	IEUA	MWD	Total	
FY 2012-2013									
SoCal Water\$mart Residential Rebates									
High Efficiency Toilets (HET)	3	41,546	0.13	2.55	\$0	\$150	\$150	\$300	3.2
High Efficiency Clothes Washers (HECW)	295	4,085,357	12.54	250.75	\$0	\$19,175	\$25,075	\$44,250	4.9
Rotating Nozzles for Pop-up Spray Heads	16	221,579	0.68	13.60	\$0	\$16	\$64	\$80	0.2
Weather based Irrigation Controllers (WBIC)	22	304,671	0.94	18.70	\$0	\$1,540	\$1,760	\$3,300	4.9
Synthetic Turf (Sq. Ft.)	0	0	0.00	0.00	0			0	0.0
IEUA Locally Implemented Residential Programs									
FreeSprinklerNozzles.com Program	8,496	117,658,279	361	7,222	\$0	\$0	\$23,156	\$23,156	0.1
Landscape Transformation Program (5,455 Sq. Ft.)	6	248,852	0.76	7.64	\$1,900	\$4,249	\$5,119	\$11,268	20.3
Subtotal	8,880	134,942,622	414	7,831	\$25,716	\$29,006	\$83,017	\$137,739	
IEUA High Efficiency Toilet (HET) Installation Prog.									
IEUA Multi-Family Direct Install Prog. (HET)	0	0	0.00	0.00	\$0	\$0	\$0	\$0	0.0
IEUA Single-Family Direct Install Prog. (HET)	179	2,478,911	7.61	152.15	\$13,128	\$6,383	\$8,950	\$28,461	5.1
Subtotal	179	2,478,911	8	152	\$13,128	\$6,383	\$8,950	\$28,461	
SoCal Water\$mart Commercial Rebates									
High Efficiency Toilets (HET)	0	0	0.00	0.00	\$0	\$0	\$0	\$0	0.0
Waterless Urinals	0	0	0.00	0.00	\$0	\$0	\$0	\$0	0.0
Cooling Tower Controller	0	0	0.00	0.00	\$0	\$0	\$0	\$0	0.0
High Efficiency Clothes Washers	0	0	0.00	0.00	\$0	\$0	\$0	\$0	0.0
Water Brooms	0	0	0.00	0.00	\$0	\$0	\$0	\$0	0.0
Synthetic Turf (Sq. Ft.)	0	0	0.00	0.00	\$0	\$0	\$0	\$0	0.0
Large Rotary Nozzles	0	0	0.00	0.00	\$0	\$0	\$0	\$0	0.0
Pre-Rinse Nozzles	0	0	0.00	0.00	\$1	\$0	\$0	\$1	0.0
Air-Cooled Ice Machine	0	0	0.00	0.00	\$0	\$0	\$0	\$0	0.0
IEUA Locally Implemented Commercial Programs									
Fontana Unified School Retrofit Program	0	0	0.00	0.00	\$0	\$0	\$0	\$0	0.0
FreeSprinklerNozzles.com Program	17,635	22,985,530	70.54	352.70	\$0	\$0	\$57,314	\$57,314	1.1
Subtotal	17,677	24,295,451	75	392	\$0	\$6,295	\$66,334	\$72,630	
TOTAL	26,736	161,716,984	496	8,375	\$38,844	\$41,684	\$158,301	\$238,830	

⁽¹⁾ Payback period =
$$\frac{\text{Total direct program costs}}{\text{AF saved/year} \times \text{MWD Tier II rate/AF}}$$

Cucamonga Valley Water District IEUA Conservation Programs Annual Report

Program	District Devices/ Rebates	Gallons Saved (year)	AF Saved (year)	AF Saved Lifetime	Funding Sources (dollars)				Payback Period (years) ⁽¹⁾
					Outside Funding	IEUA	MWD	Total	
FY 2011-2012									
Residential Rebate Programs									
High Efficiency Toilets (HET)	0	0	0.00	0.00	\$0	\$0	\$0	\$0	0.0
High Efficiency Clothes Washers (HECW)	361	3,246,649	9.96	149.45	\$0	\$0	\$30,685	\$30,685	4.5
Rotating Nozzles for Pop-up Spray Heads	513	668,646	2.05	10.26	\$0	\$1,026	\$1,539	\$2,565	1.8
Weather Based Irrigation Controllers (WBIC)	33	3,494,752	10.73	107.25	\$0	\$1,485	\$2,640	\$4,125	0.6
FreeSprinklerNozzles.com Program	19,915	25,957,291	79.66	398.30	\$0	\$0	\$21,375	\$21,375	0.4
Residential Landscape Retrofit Program	0	0	0.00	0.00	\$0	\$0	\$0	\$0	0.0
Subtotal	20,822	33,367,338	102	665	\$0	\$2,511	\$56,239	\$58,750	
IEUA Multi-Family Direct Install Prog. (HET)	10	138,487	0.43	8.50	\$733	\$357	\$500	\$1,590	5.5
IEUA Single-Family Direct Install Prog. (HET)	189	2,617,398	8.03	160.65	\$13,861	\$6,740	\$9,450	\$30,051	5.5
Subtotal	199	2,755,885	8	169	\$14,595	\$7,096	\$9,950	\$31,641	
CII Save-A-Buck Rebate Program									
High Efficiency Toilets (HET)	0	0	0.00	0.00	\$0	\$0	\$0	\$0	0.0
PH Conductivity Controller	0	0	0.00	0.00	\$0	\$0	\$0	\$0	0.0
High Efficiency Clothes Washers	0	0	0.00	0.00	\$0	\$0	\$0	\$0	0.0
Water Brooms	0	0	0.00	0.00	\$0	\$0	\$0	\$0	0.0
Weather Based Irrigation Controllers (WBIC)	37	3,918,358	12.03	120.25	\$0	\$2,716	\$6,775	\$9,491	1.2
Synthetic Turf (Sq. Ft.)	37	1,688	0.01	0.05	\$0	\$17	\$11	\$28	7.9
Large Rotary Nozzles	0	0	0.00	0.00	\$0	\$0	\$0	\$0	0.0
Pre-Rinse Nozzles	0	0	0.00	0.00	\$0	\$0	\$0	\$0	0.0
Fontana Unified School Retrofit Program									0.0
FreeSprinklerNozzles.com Program	1,300	7,624,913	23.40	234.00	\$0	\$0	\$16,900	\$16,900	1.1
Central Computerized Irrigation Controller	11	17,470,176	53.61	536.14	\$0	\$3,480	\$8,700	\$12,180	0.3
Subtotal	2,893	31,560,846	97	957	\$0	\$8,456	\$39,865	\$48,321	
TOTAL	23,914	67,684,069	208	1,792	\$14,595	\$18,063	\$106,054	\$138,712	

⁽¹⁾ Payback period =
$$\frac{\text{Total direct program costs}}{\text{AF saved/year} \times \text{MWD Tier II rate/AF}}$$

Cucamonga Valley Water District IEUA Conservation Programs Annual Report

Program	District Devices/ Rebates	Gallons Saved (year)	AF Saved (year)	AF Saved Lifetime	Funding Sources (dollars)			Payback Period (years) ⁽¹⁾	
					Outside Funding	IEUA	MWD		Total
FY 2010-2011									
Residential Rebate Programs									
High Efficiency Toilets (HET)	44	609,341	1.87	37.40	\$0	\$1,540	\$2,200	\$3,740	4.0
High Efficiency Clothes Washers (HECW)	685	6,160,539	18.91	283.59	\$0	\$0	\$58,225	\$58,225	6.2
Rotating Nozzles for Pop-up Spray Heads	493	642,578	1.97	9.86	\$0	\$986	\$1,479	\$2,465	2.5
Weather Based Irrigation Controllers (WBIC)	11	1,164,917	3.58	35.75	\$0	\$495	\$880	\$1,375	0.8
Synthetic Turf (6,587 Sq. Ft.)	7	300,538	0.92	9.22	\$0	\$2,964	\$1,976	\$4,940	10.7
FreeSprinklerNozzles.com Program	285	371,526	1.14	5.70	\$0	\$0	\$21,375	\$21,375	37.6
Residential Landscape Retrofit Program									
IEUA Multi-Family Direct Install Prog. (HET)									
IEUA Multi-Family Direct Install Prog. (HET)	287	3,974,568	12	244	\$21,049	\$10,234	\$14,350	\$45,633	7.5
Subtotal	287	3,974,568	12	244	\$21,049	\$10,234	\$14,350	\$45,633	
High Efficiency Toilets (HET)	0	0	0	0	\$0	\$0	\$0	\$0	0.0
Waterless Urinals	9	359,837	1	22	\$0	\$450	\$1,800	\$2,250	4.1
PH Conductivity Controller	2	419,696	1	6	\$0	\$1,000	\$3,500	\$4,500	7.0
High Efficiency Clothes Washers	0	0	0	0	\$0	\$0	\$0	\$0	0.0
Water Brooms	0	0	0	0	\$0	\$0	\$0	\$0	#DIV/0!
Synthetic Turf (Sq. Ft.)	0	0	0	0	\$0	\$0	\$0	\$0	0.0
Rotating Nozzles for Pop-up Spray Heads	2,998	3,907,605	12	60	\$0	\$2,998	\$8,994	\$11,992	2.0
Large Rotary Nozzles	0	0	0	0	\$0	\$0	\$0	\$0	0.0
Pre-Rinse Nozzles	0	0	0	0	\$0	\$0	\$0	\$0	0.0
Fontana Unified School Retrofit Program									
Subtotal	3,052	9,240,906	28	228	\$0	\$13,723	\$36,469	\$50,192	
TOTAL	4,864	22,464,914	69	854	\$21,049	\$29,943	\$136,954	\$187,945	

⁽¹⁾ Payback period =
$$\frac{\text{Total direct program costs}}{\text{AF saved/year} \times \text{MWD Tier II rate/AF}}$$

Cucamonga Valley Water District IEUA Conservation Programs Annual Report

Program	District Devices/ Rebates	Gallons Saved (year)	AF Saved (year)	AF Saved Lifetime	Funding Sources (dollars)				Payback Period (years) ⁽¹⁾
					Outside Funding	IEUA	MWD	Total	
FY 2009-2010									
Residential Rebate Programs									
Ultra Low Flush Toilets (ULFT)	0	0	0.00	0.00	\$0	\$0	\$0	\$0	0.0
High Efficiency Toilets (HET)	65	900,163	2.76	55.25	\$0	\$2,275	\$3,250	\$5,525	4.0
High Efficiency Clothes Washers (HECW)	122	1,097,205	3.37	50.51	\$0	\$6,100	\$13,420	\$19,520	11.6
Rotating Nozzles for Pop-up Spray Heads	216	281,535	0.86	4.32	\$0	\$432	\$864	\$1,296	3.0
Weather Based Irrigation Controllers (WBIC)	7	741,311	2.28	22.75	\$0	\$0	\$519	\$519	0.5
Water Wise Landscape (Turf Buy Back) (Sq. Ft.)	0	0	0.00	0.00	\$0	\$0	\$0	\$0	0.0
Synthetic Turf (17,168 Sq. Ft.)	13	783,189	2.40	24.04	\$0	\$7,726	\$5,150	\$12,876	10.7
Subtotal	423	3,803,405	12	157	\$0	\$16,533	\$23,203	\$39,736	
IEUA Multi-Family Direct Install Prog. (HET)									
IEUA Multi-Family Direct Install Prog. (HET)	129	1,786,478	5.48	109.65	\$9,461	\$4,600	\$21,285	\$35,346	12.9
Subtotal	129	1,786,478	5	110	\$9,461	\$4,600	\$21,285	\$35,346	
CIl Save-A-Buck Rebate Program									
ULFT Flushometer	0	0	0.00	0.00	\$0	\$0	\$0	\$0	0.0
ULFT Tank	1	12,350	0.04	0.76	\$0	\$0	\$60	\$60	3.2
High Efficiency Toilets (HET)	7	96,941	0.30	5.95	\$0	\$945	\$1,155	\$2,100	14.2
Waterless Urinals	144	5,757,396	17.67	353.38	\$0	\$0	\$57,600	\$57,600	6.5
Conductivity Controller	0	0	0.00	0.00	\$0	\$0	\$0	\$0	#DIV/0!
High Efficiency Clothes Washers	0	0	0.00	0.00	\$0	\$0	\$0	\$0	0.0
Water Brooms	0	0	0.00	0.00	\$0	\$0	\$0	\$0	0.0
Weather Based Irrigation Controllers (WBIC)	49	5,189,177	15.93	159.25	\$0	\$15,735	\$27,548	\$43,283	5.5
Synthetic Turf (Sq. Ft.)	0	0	0.00	0.00	\$0	\$0	\$0	\$0	0.0
Rotating Nozzles for Pop-up Spray Heads	8,081	10,532,808	32.32	161.62	\$0	\$0	\$32,324	\$32,324	2.0
Large Rotary Nozzles	0	0	0.00	0.00	\$0	\$0	\$0	\$0	#DIV/0!
Pre-Rinse Nozzles	0	0	0.00	0.00	\$0	\$0	\$0	\$0	0.0
Subtotal	8,282	21,588,671	66	681	\$0	\$16,680	\$118,687	\$135,367	
MWD Public Sector Program									
High Efficiency Toilets (HET)	0	0	0.00	0.00	\$0	\$0	\$0	\$0	0.0
Waterless Urinals	0	0	0.00	0.00	\$0	\$0	\$0	\$0	0.0
Water Brooms	0	0	0.00	0.00	\$0	\$0	\$0	\$0	0.0
Weather Based Irrigation Controllers (WBIC)	0	0	0.00	0.00	\$0	\$0	\$0	\$0	0.0
Central Computer Irrigation Controllers (CCIC)	0	0	0.00	0.00	\$0	\$0	\$0	\$0	0.0
Synthetic Turf (Sq. Ft.)	0	0	0.00	0.00	\$0	\$0	\$0	\$0	0.0
Subtotal	0	0	0	0	\$0	\$0	\$0	\$0	
TOTAL	8,834	27,178,554	83	947	\$9,461	\$37,813	\$163,175	\$210,449	

⁽¹⁾ Payback period = $\frac{\text{Total direct program costs}}{\text{AF saved/year} \times \text{MWD Tier II rate/AF}}$

Cucamonga Valley Water District IEUA Conservation Programs Annual Report

Program	District Devices/ Rebates	Gallons Saved (year)	AF Saved (year)	AF Saved Lifetime	Funding Sources (dollars)			Payback Period (years) ⁽¹⁾	
					Outside Funding	IEUA	MWD		Total
FY 2008-2009									
Residential Rebate Programs									
Ultra Low Flush Toilets (ULFT)	3	37,049	0.11	2.27	\$0	\$0	\$180	\$180	3.2
High Efficiency Toilets (HET)	297	4,113,054	12.62	252.45	\$0	\$0	\$49,005	\$49,005	7.8
High Efficiency Clothes Washers (HECW)	323	2,904,896	8.91	133.72	\$0	\$0	\$35,530	\$35,530	8.0
Rotating Nozzles for Pop-up Spray Heads	575	749,457	2.30	11.50	\$0	\$0	\$2,300	\$2,300	2.0
Weather Based Irrigation Controllers (WBIC)	4	423,606	1.30	13.00	\$0	\$0	\$320	\$320	0.5
Water Wise Landscape (Turf Buy Back) (66,317 Sq. Ft.)	49	3,025,325	9.28	92.84	\$0	\$87,921	\$0	\$87,921	19.0
Synthetic Turf (35,987 Sq. Ft.)	43	1,641,696	5.04	50.38	\$0	\$10,796	\$10,796	\$21,592	8.6
Subtotal	1,294	12,895,084	40	556	\$0	\$98,717	\$98,131	\$196,848	
IEUA Multi-Family Direct Install Prog. (HET)									
IEUA Multi-Family Direct Install Prog. (HET)	0	0	0	0	\$0	\$0	\$0	\$0	0.0
Subtotal	0	0	0	0	\$0	\$0	\$0	\$0	
CII Save-A-Buck Rebate Program									
ULFT Flushometer	0	0	0.00	0.00	\$0	\$0	\$0	\$0	0.0
ULFT Tank	1	12,350	0.04	0.76	\$0	\$0	\$60	\$60	3.2
High Efficiency Toilets (HET)	587	8,129,168	24.95	498.95	\$0	\$79,245	\$96,855	\$176,100	14.2
Waterless Urinals	162	6,477,071	19.88	397.55	\$0	\$0	\$64,800	\$64,800	6.5
Conductivity Controller	4	839,392	2.58	12.88	\$0	\$175	\$2,500	\$2,675	2.1
High Efficiency Clothes Washers	3	26,980	0.08	0.83	\$0	\$300	\$240	\$540	13.1
Water Brooms	3	149,957	0.46	2.30	\$0	\$0	\$450	\$450	2.0
Weather Based Irrigation Controllers (WBIC)	10	1,059,016	3.25	32.50	\$0	\$0	\$6,690	\$6,690	4.1
Synthetic Turf (Sq. Ft.)	0	0	0.00	0.00	\$0	\$0	\$0	\$0	0.0
Rotating Nozzles for Pop-up Spray Heads	0	0	0.00	0.00	\$0	\$0	\$0	\$0	0.0
Large Rotary Nozzles	0	0	0.00	0.00	\$0	\$0	\$0	\$0	0.0
Pre-Rinse Nozzles	0	0	0.00	0.00	\$0	\$0	\$0	\$0	0.0
Subtotal	770	16,693,933	51	946	\$0	\$79,720	\$171,595	\$251,315	
MWD Public Sector Program									
High Efficiency Toilets (HET)	0	0	0.00	0.00	\$0	\$0	\$0	\$0	0.0
Waterless Urinals	0	0	0.00	0.00	\$0	\$0	\$0	\$0	0.0
Water Brooms	16	799,769	2.45	12.27	\$0	\$0	\$5,603	\$5,603	4.6
Weather Based Irrigation Controllers (WBIC)	22	4,365,752	13.40	133.98	\$0	\$0	\$36,539	\$36,539	5.5
Central Computer Irrigation Controllers (CCIC)	25	8,081,105	24.80	248.00	\$0	\$0	\$109,880	\$109,880	8.9
Synthetic Turf (Sq. Ft.)	0	0	0.00	0.00	\$0	\$0	\$0	\$0	0.0
Subtotal	63	13,246,625	41	394	\$0	\$0	\$152,022	\$152,022	
TOTAL	2,127	42,835,643	131	1,896	\$0	\$178,437	\$421,748	\$600,185	

⁽¹⁾ Payback period = $\frac{\text{Total direct program costs}}{\text{AF saved/year} \times \text{MWD Tier II rate/AF}}$

Cucamonga Valley Water District IEUA Conservation Programs Annual Report

Program	District Devices/ Rebates	Gallons Saved (year)	AF Saved (year)	AF Saved Lifetime	Funding Sources (dollars)				Payback Period (years) ⁽¹⁾
					Outside Funding	IEUA	MWD	Total	
FY 2007-2008									
Residential Rebate Programs									
Ultra Low Flush Toilets (ULFT)	49	605,138	1.86	37.14	\$0	\$0	\$2,940	\$2,940	3.7
High Efficiency Toilets (HET)	45	623,190	1.91	38.25	\$0	\$0	\$7,425	\$7,425	9.1
High Efficiency Clothes Washers (HECW)	457	4,110,024	12.61	189.20	\$0	\$0	\$50,270	\$50,270	9.3
Rotating Nozzles for Pop-up Spray Heads	616	802,897	2.46	12.32	\$0	\$0	\$2,464	\$2,464	2.3
Weather Based Irrigation Controllers (WBIC)	15	1,588,524	4.88	48.75	\$0	\$2,400	\$1,200	\$3,600	1.7
Water Wise Landscape (Turf Buy Back) (8,199 Sq. Ft.)	6	374,031	1.15	11.48	\$0	\$16,398	\$0	\$16,398	33.5
Synthetic Turf (33,087 Sq. Ft.)	34	1,509,400	4.63	46.32	\$0	\$9,926	\$9,926	\$19,852	10.0
Subtotal	1,222	9,613,204	30	383	\$0	\$28,724	\$74,225	\$102,949	
IEUA Multi-Family Direct Install Prog. (HET/ULFT)									
IEUA Multi-Family Direct Install Prog. (HET/ULFT)	1,034	12,769,644	39.19	783.77	\$75,834	\$36,872	\$62,040	\$174,746	10.4
Subtotal	1,034	12,769,644	39	784	\$75,834	\$36,872	\$62,040	\$174,746	
CII Save-A-Buck Rebate Program									
ULFT Flushometer	0	0	0.00	0.00	\$0	\$0	\$0	\$0	0.0
ULFT Tank	0	0	0.00	0.00	\$0	\$0	\$0	\$0	0.0
High Efficiency Toilets (HET)	0	0	0.00	0.00	\$0	\$0	\$0	\$0	0.0
Waterless Urinals	206	8,236,275	25.28	505.52	\$0	\$0	\$82,400	\$82,400	7.6
Conductivity Controller	1	209,848	0.64	3.22	\$0	\$175	\$625	\$800	2.9
High Efficiency Clothes Washers	0	0	0.00	0.00	\$0	\$0	\$0	\$0	0.0
Water Brooms	0	0	0.00	0.00	\$0	\$0	\$0	\$0	0.0
Weather Based Irrigation Controllers (WBIC)	3	317,705	0.98	9.75	\$0	\$0	\$1,890	\$1,890	4.5
Synthetic Turf (Sq. Ft.)	0	0	0.00	0.00	\$0	\$0	\$0	\$0	0.0
Rotating Nozzles for Pop-up Spray Heads	0	0	0.00	0.00	\$0	\$0	\$0	\$0	0.0
Subtotal	210	8,763,828	27	518	\$0	\$175	\$84,915	\$85,090	
MWD Public Sector Program									
High Efficiency Toilets (HET)	0	0	0.00	0.00	\$0	\$0	\$0	\$0	0.0
Waterless Urinals	0	0	0.00	0.00	\$0	\$0	\$0	\$0	0.0
Water Brooms	0	0	0.00	0.00	\$0	\$0	\$0	\$0	0.0
Weather Based Irrigation Controllers (WBIC)	42	6,377,556	19.57	195.72	\$0	\$0	\$42,168	\$42,168	5.0
Central Computer Irrigation Controllers (CCIC)	36	9,654,313	29.63	296.28	\$0	\$0	\$112,464	\$112,464	8.9
Subtotal	78	16,031,869	49	492	\$0	\$0	\$154,632	\$154,632	
TOTAL	2,544	47,178,546	145	2,178	\$75,834	\$65,772	\$375,812	\$517,417	

⁽¹⁾ Payback period = $\frac{\text{Total direct program costs}}{\text{AF saved/year} \times \text{MWD Tier II rate/AF}}$

Cucamonga Valley Water District IEUA Conservation Programs Annual Report

Program	District Devices/ Rebates	Gallons Saved (year)	AF Saved (year)	AF Saved Lifetime	Funding Sources (dollars)				Payback Period (years) ⁽¹⁾
					Outside Funding	IEUA	MWD	Total	
FY 2006-2007									
Residential Programs									
Ultra Low Flush Toilets (ULFT)	56	633,194	1.94	38.86	\$0	\$0	\$3,360	\$3,360	4.0
High Efficiency Toilets (HET)	4	55,395	0.17	3.40	\$0	\$0	\$1,060	\$1,060	14.6
High Efficiency Clothes Washers (HECW)	426	3,831,226	11.76	176.36	\$0	\$0	\$46,860	\$46,860	9.3
Rotating Sprinkler Nozzles	158	205,938	0.63	3.16	\$0	\$0	\$632	\$632	2.3
Weather Based Irrigation Controllers (WBIC) - Rebate	15	3,177,047	9.75	97.50	\$0	\$2,400	\$1,200	\$3,600	0.9
Weather Based Irrigation Controllers (WBIC) - Distribution	119	25,204,575	77.35	773.50	\$0	\$0	\$28,560	\$28,560	0.9
Subtotal	778	33,107,374	102	1093	\$0	\$2,400	\$81,672	\$84,072	
IEUA Multi-Family Direct Install Prog. (HET/ULFT)									
Multi-Family Toilet Program (HET/ULFT)	4,053	45,827,391	140.64	2812.78	\$297,247	\$144,530	\$243,180	\$684,957	11.4
Subtotal	4,053	45,827,391	141	2813	\$297,247	\$144,530	\$243,180	\$684,957	
CII Save-A-Buck Rebate Program									
ULFT Flushometer	0	0	0.00	0.00	\$0	\$0	\$0	\$0	0.0
ULFT Tank	0	0	0.00	0.00	\$0	\$0	\$0	\$0	0.0
High Efficiency Toilets (HET)	0	0	0.00	0.00	\$0	\$0	\$0	\$0	0.0
Zero Water Urinal	49	1,955,921	6.00	120.05	\$0	\$0	\$19,600	\$19,600	7.6
Conductivity Controller	0	0	0.00	0.00	\$0	\$0	\$0	\$0	0.0
High Efficiency Clothes Washers (HECW)	0	0	0.00	0.00	\$0	\$0	\$0	\$0	0.0
Water Brooms	0	0	0.00	0.00	\$0	\$0	\$0	\$0	0.0
Weather Based Irrigation Controllers (WBIC)	0	0	0.00	0.00	\$0	\$0	\$0	\$0	0.0
Subtotal	49	1,955,921	6	120	\$0	\$0	\$19,600	\$19,600	
TOTAL	4,880	80,890,686	248	4,026	\$297,247	\$146,930	\$344,452	\$788,629	

$$^{(1)} \text{ Payback period} = \frac{\text{Total direct program costs}}{\text{AF saved/year} \times \text{MWD Tier II rate/AF}}$$

Cucamonga Valley Water District IEUA Conservation Programs Annual Report

Program	District Devices/ Rebates	Gallons Saved (year)	AF Saved (year)	AF Saved Lifetime	Funding Sources (dollars)				Payback Period (years) ⁽¹⁾
					Outside Funding	IEUA	MWD	Total	
FY 2005-2006									
Residential Programs									
City Event (ULFT)	0	0	0.00	0.00	\$0	\$0	\$0	\$0	0.0
IEUA Regional Event (ULFT)	0	0	0.00	0.00	\$0	\$0	\$0	\$0	0.0
IEUA Rebate Program (ULFT)	150	1,696,054	5.21	104.10	\$0	\$150	\$9,000	\$9,150	4.1
High Efficiency Clothes Washers	389	3,498,467	10.74	161.05	\$0	\$389	\$42,790	\$43,179	9.4
Subtotal	539	5,194,521	16	265	\$0	\$539	\$51,790	\$52,329	
IEUA Multi-Family Direct Install Prog. (HET/ULFT)									
Multi-Family Program	343	3,878,311	11.90	238.04	\$0	\$36,015	\$20,580	\$56,595	11.1
Subtotal	343	3,878,311	12	238	\$0	\$36,015	\$20,580	\$56,595	
CII Save-A-Buck Rebate Program									
ULFT's (Tank)	219	2,476,240	8	152	\$0	\$0	\$13,140	\$13,140	4.0
Conductivity Controller	0	0	0.00	0.00	\$0	\$0	\$0	\$0	0.0
High Efficiency Clothes Washers	0	0	0.00	0.00	\$0	\$0	\$0	\$0	0.0
Water Brooms	1	49,986	0.15	0.77	\$0	\$0	\$100	\$100	1.5
Pre-Rinse Spray Nozzles	0	0	0.00	0.00	\$0	\$0	\$0	\$0	0.0
Weather Based Irrigation Controllers (WBIC)	9	1,906,228	5.85	58.50	\$0	\$0	\$0	\$0	0.0
Subtotal	229	4,432,453	14	211	\$0	\$0	\$13,240	\$13,240	
TOTAL	1,111	13,505,286	41	714	\$0	\$36,554	\$85,610	\$122,164	

FY 2004-2005									
Residential Programs									
City Event (ULFT)	0	0	0.00	0.00	\$0	\$0	\$0	\$0	0.0
IEUA Regional Event (ULFT)	24	271,369	0.83	16.66	\$0	\$264	\$1,440	\$1,704	4.8
IEUA Rebate Program (ULFT)	201	2,272,713	6.97	139.49	\$0	\$201	\$12,060	\$12,261	4.1
High Efficiency Clothes Washers	542	4,874,470	14.96	224.39	\$0	\$542	\$59,620	\$60,162	9.4
Pool Cover Rebates	19	324,558	1.00	4.98	\$0	\$1,007	\$0	\$1,007	2.4
Subtotal	786	7,743,110	24	386	\$0	\$2,014	\$73,120	\$75,134	
IEUA Multi-Family Direct Install Prog. (HET/ULFT)									
Multi-Family Program	520	5,879,655	18.04	360.88	\$0	\$54,600	\$31,200	\$85,800	11.1
Subtotal	520	5,879,655	18	361	\$0	\$54,600	\$31,200	\$85,800	
CII Save-A-Buck Rebate Program									
ULFT's (Tank)	0	0	0.00	0.00	\$0	\$0	\$0	\$0	0.0
Conductivity Controller	0	0	0.00	0.00	\$0	\$0	\$0	\$0	0.0
High Efficiency Clothes Washers	0	0	0.00	0.00	\$0	\$0	\$0	\$0	0.0
Water Brooms	0	0	0.00	0.00	\$0	\$0	\$0	\$0	0.0
Pre-Rinse Spray Nozzles	1	1,303	0.00	0.02	\$0	\$0	\$50	\$50	29.3
X-Ray Film Processor (MWD CII)	2	2,085,446	6.40	32.00	\$0	\$0	\$4,000	\$4,000	1.5
Subtotal	3	2,086,750	6	32	\$0	\$0	\$4,050	\$4,050	
TOTAL	1,309	15,709,515	48	778	\$0	\$56,614	\$108,370	\$164,984	

⁽¹⁾ Payback period = $\frac{\text{Total direct program costs}}{\text{AF saved/year} \times \text{MWD Tier II rate/AF}}$

Cucamonga Valley Water District IEUA Conservation Programs Annual Report

Program	District Devices/ Rebates	Gallons Saved (year)	AF Saved (year)	AF Saved Lifetime	Funding Sources (dollars)				Payback Period (years) ⁽¹⁾
					Outside Funding	IEUA	MWD	Total	
FY 2003-2004									
Residential Programs									
City Event (ULFT)	288	3,256,425	9.99	199.87	\$0	\$576	\$17,200	\$17,776	4.7
IEUA Regional Event (ULFT)	49	554,044	1.70	34.01	\$0	\$539	\$2,940	\$3,479	5.5
IEUA Rebate Program (ULFT)	432	4,884,637	14.99	299.81	\$0	\$432	\$25,920	\$26,352	4.6
High Efficiency Clothes Washers	594	5,342,132	16.39	245.92	\$0	\$594	\$65,340	\$65,934	5.7
Pool Cover Rebates	47	802,854	2.46	12.30	\$0	\$2,491	\$0	\$2,491	2.4
Subtotal	1,410	14,840,091	46	792	\$0	\$4,632	\$111,400	\$116,032	
IEUA Multi-Family Direct Install Prog. (HET/ULFT)									
Multi-Family Program	96	1,085,475	3.33	66.62	\$0	\$3,264	\$5,760	\$9,024	4.1
Subtotal	96	1,085,475	3	67	\$0	\$3,264	\$5,760	\$9,024	
CII Save-A-Buck Rebate Program									
High Efficiency Clothes Washers	0	0	0.00	0.00	\$0	\$0	\$0	\$0	0.0
Water Brooms (Rebates)	43	2,149,378	6.60	32.98	\$0	\$4,300	\$4,300	\$8,600	3.1
Water Brooms (Distribution)	1	49,986	0.15	0.77	\$0	\$0	\$100	\$100	1.2
Pre-Rinse Spray Nozzles	0	0	0.00	0.00	\$0	\$0	\$0	\$0	0.0
Subtotal	44	2,199,364	7	34	\$0	\$4,300	\$4,400	\$8,700	
TOTAL	1,550	18,124,930	56	892	\$0	\$12,196	\$121,560	\$133,756	

FY 2002-2003									
Residential Programs									
City Event (ULFT)	393	4,443,663	13.64	272.74	\$0	\$786	\$23,580	\$24,366	4.7
IEUA Regional Event (ULFT)	66	746,264	2.29	45.80	\$0	\$726	\$3,960	\$4,686	5.3
IEUA Rebate Program (ULFT)	84	949,790	2.91	58.30	\$0	\$84	\$5,040	\$5,124	4.7
High Efficiency Clothes Washers	435	3,912,167	12.01	180.09	\$0	\$435	\$47,850	\$48,285	5.7
Pool Cover Rebates	73	1,246,986	3.83	19.15	\$0	\$3,869	\$0	\$3,869	2.4
Subtotal	1,051	11,298,870	35	576	\$0	\$5,900	\$80,430	\$86,330	
IEUA Multi-Family Direct Install Prog. (HET/ULFT)									
Multi-Family Program	3	33,921	0.1041	2.0820	\$0	\$102	\$180	\$282	3.3
Subtotal	3	33,921	0.10	2	\$0	\$102	\$180	\$282	
CII Save-A-Buck Rebate Program									
High Efficiency Clothes Washers	9	80,941	0.25	3.73	\$0	\$0	\$2,250	\$2,250	4.9
Water Brooms	9	449,870	1.38	6.90	\$0	\$900	\$900	\$1,800	3.1
Pre-Rinse Spray Nozzles	75	97,755	0.30	1.50	\$0	\$0	\$3,750	\$3,750	0.5
X-Ray Film Processor (MWD CII)	3	3,128,170	9.60	48.00	\$0	\$0	\$6,000	\$6,000	1.5
Restaurant Table Tent Program	N/A	N/A	N/A	N/A	N/A	N/A	N/A	N/A	N/A
Subtotal	96	3,756,736	12	60	\$0	\$900	\$12,900	\$13,800	
TOTAL	1,150	15,089,528	46	638	\$0	\$6,902	\$93,510	\$100,412	

⁽¹⁾ Payback period = $\frac{\text{Total direct program costs}}{\text{AF saved/year} \times \text{MWD Tier II rate/AF}}$



Fontana Water Company
Regional Water Use Efficiency Programs
Summary Charts

Fontana Water Company IEUA Regional Conservation Programs Annual Report

Program	District Devices/ Rebates	Gallons Saved (year)	AF Saved (year)	AF Saved Lifetime	Funding Sources (dollars)				IEUA Payback Period (years)
					Outside Funding	IEUA	MWD	Total	
FY 2022-2023									
SoCal Water\$mart Residential Rebates									
High Efficiency Toilets (HET)	254	2,036,354	6	125	\$0	\$240	\$97,475	\$97,715	0.0
High Efficiency Clothes Washers (HECW)	189	2,125,031	7	91	\$0	\$3,900	\$16,065	\$19,965	0.6
Rotating Nozzles for Pop-up Spray Heads (1 Apps/ 15 Nozzles)	1	21,509	0	0	\$0	\$45	\$30	\$75	0.7
Weather based Irrigation Controllers (WBIC)	114	1,538,118	5	47	\$0	\$2,480	\$31,997	\$34,477	0.6
Weather based Irrigation Controllers for Large Landscapes (0 Stations)	0	0	0	0	\$0	\$0	\$0	\$0	0.0
Irrigation Controller + Add on	0	0	0	0	\$0	\$0	\$0	\$0	0.0
Hose Bib Controller	1	13,492	0	0	\$0	\$0	\$140	\$140	0.0
Turf Replacement (29,873 sq. ft.)	24	1,792,380	5	165	\$0	\$28,527	\$59,746	\$88,273	5.4
Rain Barrels	0	0	0	0	\$0	\$0	\$0	\$0	0.0
Cisterns	0	0	0	0	\$0	\$0	\$0	\$0	0.0
Soil Moisture Sensor Systems	0	0	0	0	\$0	\$0	\$0	\$0	0.0
Flow Monitor Device on Utility Meter	0	0	0	0	\$0	\$0	\$0	\$0	0.0
Flow Monitor Device on Customer Property	0	0	0	0	\$0	\$0	\$0	\$0	0.0
Low-flow Showerheads	2,829	3,880,394	12	60	\$0	\$0	\$36,777	\$36,777	0.0
Faucet Aerators	2,179	1,430,886	4	22	\$0	\$0	\$9,349	\$9,349	0.0
Subtotal	5,591	12,838,164	39	511	\$0	\$35,192	\$251,579	\$286,771	
IEUA Locally Implemented Residential Programs									
Landscape Tune-Up Program (409 Nozzles)	61	4,612,137	14	28	\$0	\$15,588	\$9,150	\$24,738	1.2
Large Landscape Retrofit Program (3 WBIC/ 0 Nozzles)	2	40,477	0	1	\$0	\$1,382	\$240	\$1,622	11.7
Small Site Controller Upgrade Program (47 WBIC)	44	634,136	2	19	\$0	\$24,611	\$3,760	\$28,371	13.3
Residential Pressure Regulation Program	11	49,472	0	2	\$0	\$6,405	\$250	\$6,655	44.3
Subtotal	118	5,336,221	16	51	\$0	\$47,986	\$13,400	\$61,386	
SoCal Water\$mart Commercial Rebates									
High Efficiency Toilets (HET)	0	0	0	0	\$0	\$0	\$0	\$0	0.0
Waterless Urinals	0	0	0	0	\$0	\$0	\$0	\$0	0.0
Cooling Tower Controller	0	0	0	0	\$0	\$0	\$0	\$0	0.0
Weather Based Irrigation Controllers for Large Landscapes (0 Stations)	0	0	0	0	\$0	\$0	\$0	\$0	0.0
Irrigation Controller + Add on	2	204,176	1	6	\$0	\$525	\$1,225	\$1,750	0.9
Rotating Nozzles for Pop-up Spray Heads (1 App/ 344 Nozzles)	1	493,282	2	8	\$0	\$1,032	\$688	\$1,720	0.7
Large Rotary Nozzles	0	0	0	0	\$0	\$0	\$0	\$0	0.0
Central Computerized Irrigation Controller (0 Stations)	0	0	0	0	\$0	\$0	\$0	\$0	0.0
Laminar Flow Restrictor	0	0	0	0	\$0	\$0	\$0	\$0	0.0
Air-Cooled Ice Machine	0	0	0	0	\$0	\$0	\$0	\$0	0.0
Turf Replacement (15,242 sq. ft.)	1	655,406	2	60	\$15,242	\$0	\$30,484	\$45,726	0.0
Soil Moisture Sensor Systems (0 Stations)	0	0	0	0	\$0	\$0	\$0	\$0	0.0
Plumbing Flow Control	0	0	0	0	\$0	\$0	\$0	\$0	0.0
Subtotal	4	1,352,865	4	74	\$15,242	\$1,557	\$32,397	\$49,196	
Additional Water Use Efficiency Programming									
CBWCD Landscape Evaluation Audit Program	2	195,540	1	3	\$0	\$443	\$0	\$443	0.8
Customer Agency Implemented Program	0	0	0	0	\$0	\$0	\$0	\$0	0.0
Subtotal	2	195,540	1	3	\$0	\$443	\$0	\$443	
FINAL TOTAL	5,715	19,722,790	61	638	\$15,242	\$85,178	\$297,376	\$397,796	

⁽¹⁾ Payback period = $\frac{\text{Total direct program costs}}{\text{AF saved/year} \times \text{MWD Tier II rate/AF}}$

Fontana Water Company IEUA Regional Conservation Programs Annual Report

Program	District Devices/ Rebates	Gallons Saved (year)	AF Saved (year)	AF Saved Lifetime	Funding Sources (dollars)			IEUA Payback Period (years)	
					Outside Funding	IEUA	MWD		Total
FY 2021-2022									
SoCal Water\$mart Residential Rebates									
High Efficiency Toilets (HET)	4	32,069	0	2	\$0	\$240	\$160	\$400	2.9
High Efficiency Clothes Washers (HECW)	267	3,002,028	9	129	\$0	\$2,100	\$22,695	\$24,795	0.3
Rotating Nozzles for Pop-up Spray Heads (48 Apps/ 2,468 Nozzles)	48	3,539,013	11	54	\$0	\$7,404	\$4,936	\$12,340	0.8
Weather based Irrigation Controllers (WBIC)	37	499,214	2	15	\$0	\$2,960	\$2,862	\$5,822	2.3
Weather based Irrigation Controllers for Large Landscapes (0 Stations)	0	0	0	0	\$0	\$0	\$0	\$0	0.0
Irrigation Controller + Add on	69	930,966	3	29	\$0	\$5,520	\$5,520	\$11,040	2.3
Hose Bib Controller	0	0	0	0	\$0	\$0	\$0	\$0	0.0
Turf Replacement (12,756 sq. ft.)	12	765,360	2	70	\$0	\$12,756	\$25,512	\$38,268	6.5
Rain Barrels	0	0	0	0	\$0	\$0	\$0	\$0	0.0
Cisterns	0	0	0	0	\$0	\$0	\$0	\$0	0.0
Soil Moisture Sensor Systems	0	0	0	0	\$0	\$0	\$0	\$0	0.0
Flow Monitor Device on Utility Meter	1	16,295	0	1	\$0	\$60	\$100	\$160	1.4
Flow Monitor Device on Customer Property	0	0	0	0	\$0	\$0	\$0	\$0	0.0
Subtotal	438	8,784,944	27	300	\$0	\$31,040	\$61,785	\$92,825	
IEUA Locally Implemented Residential Programs									
Landscape Tune-Up Program	5	378,044	1	2	\$0	\$1,857	\$600	\$2,457	1.9
Residential Landscape Retrofit Program (2 WBIC/ 0 Nozzles)	1	26,985	0	1	\$0	\$835	\$160	\$995	12.2
Res. Education, Survey, and Controller Upgrade Program (6 WBIC)	5	80,954	0	2	\$0	\$2,992	\$320	\$3,312	14.5
Residential Pressure Regulation Program	92	413,763	1	13	\$0	\$49,546	\$2,000	\$51,546	47.0
Leak Detection Pilot Program	0	0	0	0	\$0	\$0	\$0	\$0	0.0
Subtotal	103	899,745	3	18	\$0	\$55,230	\$3,080	\$58,310	
SoCal Water\$mart Commercial Rebates									
High Efficiency Toilets (HET)	0	0	0	0	\$0	\$0	\$0	\$0	0.0
Waterless Urinals	0	0	0	0	\$0	\$0	\$0	\$0	0.0
Cooling Tower Controller	0	0	0	0	\$0	\$0	\$0	\$0	0.0
Weather Based Irrigation Controllers for Large Landscapes (0 Stations)	0	0	0	0	\$0	\$0	\$0	\$0	0.0
Rotating Nozzles for Pop-up Spray Heads (0 App/ 0 Nozzles)	0	0	0	0	\$0	\$0	\$0	\$0	0.0
Large Rotary Nozzles	0	0	0	0	\$0	\$0	\$0	\$0	0.0
Central Computerized Irrigation Controller (0 Stations)	0	0	0	0	\$0	\$0	\$0	\$0	0.0
Laminar Flow Restrictor	0	0	0	0	\$0	\$0	\$0	\$0	0.0
Air-Cooled Ice Machine	0	0	0	0	\$0	\$0	\$0	\$0	0.0
Turf Replacement (0 sq. ft.)	0	0	0	0	\$0	\$0	\$0	\$0	0.0
Soil Moisture Sensor Systems (0 Stations)	0	0	0	0	\$0	\$0	\$0	\$0	0.0
Plumbing Flow Control	0	0	0	0	\$0	\$0	\$0	\$0	0.0
Subtotal	0	0	0	0	\$0	\$0	\$0	\$0	
Additional Water Use Efficiency Programming									
CBWCD Landscape Evaluation Audit Program	2	0	0	0	\$0	\$476	\$0	\$476	0.0
Customer Agency Implemented Program	0	0	0	0	\$0	\$0	\$0	\$0	0.0
Subtotal	2	0	0	0	\$0	\$476	\$0	\$476	
FINAL TOTAL	543	9,684,689	30	318	\$0	\$86,746	\$64,865	\$151,611	

⁽¹⁾ Payback period = $\frac{\text{Total direct program costs}}{\text{AF saved/year} \times \text{MWD Tier II rate/AF}}$

Fontana Water Company IEUA Regional Conservation Programs Annual Report

Program	District Devices/ Rebates	Gallons Saved (year)	AF Saved (year)	AF Saved Lifetime	Funding Sources (dollars)				IEUA Payback Period (years)
					Outside Funding	IEUA	MWD	Total	
FY 2020-2021									
SoCal Water\$mart Residential Rebates									
High Efficiency Toilets (HET)	67	537,148	2	33	\$0	\$4,020	\$2,680	\$6,700	2.9
High Efficiency Clothes Washers (HECW)	270	3,035,759	9	130	\$0	\$20,250	\$22,950	\$43,200	2.6
Rotating Nozzles for Pop-up Spray Heads (64 Apps/ 3042 Nozzles)	64	4,362,106	13	67	\$0	\$9,126	\$6,084	\$15,210	0.8
Weather based Irrigation Controllers (WBIC)	150	2,023,839	6	62	\$0	\$12,000	\$12,000	\$24,000	2.3
Hose Bib Controller	1	13,492	0	0	\$0	\$0	\$35	\$35	0.0
Turf Replacement (26,099 sq. ft.)	12	1,565,940	5	144	\$0	\$25,751	\$49,698	\$75,449	6.5
Rain Barrels	0	0	0	0	\$0	\$0	\$0	\$0	0.0
Cisterns	1	2,477	0	0	\$0	\$0	\$300	\$300	0.0
Soil Moisture Sensor Systems	0	0	0	0	\$0	\$0	\$0	\$0	0.0
IEUA Locally Implemented Residential Programs									
Landscape Tune-Up Program	5	378,044	1	2	\$0	\$1,079	\$750	\$1,829	1.1
Residential Landscape Retrofit Program (0 WBIC/ 0 Nozzles)	0	0	0	0	\$0	\$0	\$0	\$0	0.0
Res. Education, Survey, and Controller Upgrade Program (3 WBIC)	3	40,477	0	1	\$0	\$489	\$1,318	\$1,807	4.7
Residential Pressure Regulation Program	32	143,917	0	4	\$0	\$16,878	\$825	\$17,703	46.0
Leak Detection Pilot Program	0	0	0	0	\$0	\$0	\$0	\$0	0.0
Subtotal	605	12,103,200	37	445	\$0.00	\$89,592.23	\$96,640.00	\$186,232.23	
SoCal Water\$mart Commercial Rebates									
High Efficiency Toilets (HET)	1	8,017	0	0	\$0	\$60	\$40	\$100	2.9
Waterless Urinals	0	0	0	0	\$0	\$0	\$0	\$0	0.0
Cooling Tower Controller	0	0	0	0	\$0	\$0	\$0	\$0	0.0
Weather Based Irrigation Controllers (WBIC)	5	21,021	0.06	1	\$0	\$75	\$175	\$250	1.4
Rotating Nozzles for Pop-up Spray Heads (0 App/ 0 Nozzles)	0	0	0	0	\$0	\$0	\$0	\$0	0.0
Large Rotary Nozzles	0	0	0	0	\$0	\$0	\$0	\$0	0.0
Central Computerized Irrigation Controller	0	0	0	0	\$0	\$0	\$0	\$0	0.0
Laminar Flow Restrictor	0	0	0	0	\$0	\$0	\$0	\$0	0.0
Air-Cooled Ice Machine	0	0	0	0	\$0	\$0	\$0	\$0	0.0
Turf Replacement (2,563 sq. ft.)	1	110,209	0	10	\$0	\$2,563	\$5,126	\$7,689	9.1
Soil Moisture Sensor Systems	0	0	0	0	\$0	\$0	\$0	\$0	0.0
Plumbing Flow Contro	0	0	0	0	\$0	\$0	\$0	\$0	0.0
Subtotal	7	139,247	0	11	\$0	\$2,698	\$5,341	\$8,039	
TOTAL	612	12,242,446	38	457	\$0	\$92,290	\$101,981	\$194,271	

⁽¹⁾ Payback period =
$$\frac{\text{Total direct program costs}}{\text{AF saved/year} \times \text{MWD Tier II rate/AF}}$$

Fontana Water Company

IEUA Regional Conservation Programs Annual Report

Program	District Devices/ Rebates	Gallons Saved (year)	AF Saved (year)	AF Saved Lifetime	Funding Sources (dollars)				IEUA Payback Period (years)
					Outside Funding	IEUA	MWD	Total	
FY 2019-2020									
SoCal Water\$mart Residential Rebates									
High Efficiency Toilets (HET)	246	1,972,216	6	121	\$0	\$14,760	\$9,840	\$24,600	2.9
High Efficiency Clothes Washers (HECW)	62	697,100	2	30	\$0	\$4,650	\$5,270	\$9,920	2.6
Rotating Nozzles for Pop-up Spray Heads (25 Apps/ 1,106 Nozzles)	25	1,585,960	5	24	\$0	\$3,318	\$2,212	\$5,530	0.8
Weather based Irrigation Controllers (WBIC)	120	1,619,071	5	50	\$0	\$9,600	\$9,600	\$19,200	2.3
Turf Replacement (9,323 sq. ft.)	9	400,889	1	12	\$0	\$8,521	\$18,646	\$27,167	8.3
Rain Barrels	0	0	0	0	\$0	\$0	\$0	\$0	0.0
Cisterns	0	0	0	0	\$0	\$0	\$0	\$0	0.0
Soil Moisture Sensor Systems	0	0	0	0	\$0	\$0	\$0	\$0	0.0
IEUA Locally Implemented Residential Programs									
Landscape Tune-Up Program	6	453,653	1	3	\$0	\$1,086	\$1,000	\$2,086	0.9
Residential Landscape Retrofit Program (1 WBIC/ 0 Nozzles)	1	13,492	0	0	\$0	\$324	\$340	\$664	9.4
Res. Education, Survey, and Controller Upgrade Program (6 WBIC)	6	80,954	0	2	\$0	\$2,035	\$1,657	\$3,692	9.9
Residential Pressure Regulation Program	88	395,773	1	12	\$0	\$28,404	\$19,456	\$47,859	28.2
Leak Detection Pilot Program	2	48,885	0	2	\$0	\$343	\$0	\$343	2.8
Subtotal	565	7,267,993	22	257	\$0	\$73,040	\$68,021	\$141,060	
SoCal Water\$mart Commercial Rebates									
High Efficiency Toilets (HET)	428	3,431,336	11	211	\$0	\$25,680	\$17,120	\$42,800	2.9
Waterless Urinals	0	0	0	0	\$0	\$0	\$0	\$0	0.0
Cooling Tower Controller	0	0	0	0	\$0	\$0	\$0	\$0	0.0
Weather Based Irrigation Controllers (WBIC)	2	8,408	0.03	0	\$0	\$30	\$70	\$100	1.4
Rotating Nozzles for Pop-up Spray Heads (0 App/ 0 Nozzles)	0	0	0	0	\$0	\$0	\$0	\$0	0.0
Large Rotary Nozzles	0	0	0	0	\$0	\$0	\$0	\$0	0.0
Central Computerized Irrigation Controller	0	0	0	0	\$0	\$0	\$0	\$0	0.0
Laminar Flow Restrictor	1,020	7,645,614	23	117	\$0	\$10,200	\$10,200	\$20,400	0.5
Air-Cooled Ice Machine	0	0	0	0	\$0	\$0	\$0	\$0	0.0
Turf Replacement (65,000 sq. ft.)	2	2,795,000	9	86	\$2,000	\$10,000	\$104,000	\$116,000	1.4
Soil Moisture Sensor Systems	0	0	0	0	\$0	\$0	\$0	\$0	0.0
Plumbing Flow Control	194	265,543	1	8	\$0	\$970	\$970	\$1,940	1.4
Subtotal	1,646	14,145,901	43	422	\$2,000	\$46,880	\$132,360	\$181,240	
TOTAL	2,211	21,413,895	66	679	\$2,000	\$119,920	\$200,381	\$322,300	

⁽¹⁾ Payback period = $\frac{\text{Total direct program costs}}{\text{AF saved/year} \times \text{MWD Tier II rate/AF}}$

Fontana Water Company IEUA Regional Conservation Programs Annual Report

Program	District Devices/ Rebates	Gallons Saved (year)	AF Saved (year)	AF Saved Lifetime	Funding Sources (dollars)				IEUA Payback Period (years)
					Outside Funding	IEUA	MWD	Total	
FY 2018-2019									
SoCal Water\$mart Residential Rebates									
High Efficiency Toilets (HET)	14	112,240	0	7	\$0	\$840	\$560	\$1,400	3.1
High Efficiency Clothes Washers (HECW)	201	2,259,954	7	97	\$0	\$15,075	\$17,085	\$32,160	2.7
Rotating Nozzles for Pop-up Spray Heads (49 Apps/ 2,355 Nozzles)	49	3,376,468	10	52	\$0	\$7,065	\$4,710	\$11,775	0.9
Weather based Irrigation Controllers (WBIC)	143	1,929,393	6	59	\$0	\$11,440	\$11,440	\$22,880	2.4
Turf Removal (2,465 Sq. Ft.)	3	105,995	0.3	3	\$0	\$2,195	\$3,430	\$5,625	8.4
Rain Barrels	4	2,477	0	0	\$0	\$0	\$140	\$140	0.0
Cisterns	3	0	0	0	\$0	\$0	\$900	\$900	0.0
Soil Moisture Sensor Systems	0	0	0	0	\$0	\$0	\$0	\$0	0.0
IEUA Locally Implemented Residential Programs									
Landscape Tune-Up Program (1 Small Site/ 1 Large Site)	2	N/A	N/A	N/A	\$1,083	\$0	\$0	\$1,083	0.0
Residential Landscape Retrofit Program (0 WBIC/ 0 Nozzles)	0	0	0	0	\$0	\$0	\$0	\$0	0.0
Res. Education, Survey, and Controller Upgrade Program (1 WBIC)	1	13,492	0	0	\$0	\$418	\$256	\$675	12.6
Residential Pressure Regulation Program	104	3,999,445	12	123	\$0	\$27,582	\$26,501	\$54,083	2.8
Subtotal	524	11,799,464	8	341	\$1,083	\$64,616	\$65,022	\$130,720	21.1
SoCal Water\$mart Commercial Rebates									
High Efficiency Toilets (HET)	126	1,010,160	3	62	\$0	\$7,560	\$5,040	\$12,600	3.1
Waterless Urinals	0	0	0	0	\$0	\$0	\$0	\$0	0.0
Cooling Tower Controller	0	0	0	0	\$0	\$0	\$0	\$0	0.0
Weather Based Irrigation Controllers (WBIC)	15	63,062	0.19	2	\$0	\$225	\$525	\$750	1.5
Rotating Nozzles for Pop-up Spray Heads (0 Apps/ 0 Nozzles)	0	0	0	0	\$0	\$0	\$0	\$0	0.0
Large Rotary Nozzles	0	0	0	0	\$0	\$0	\$0	\$0	0.0
Central Computerized Irrigation Controller	0	0	0	0	\$0	\$0	\$0	\$0	0.0
Laminar Flow Restrictor	0	0	0	0	\$0	\$0	\$0	\$0	0.0
Air-Cooled Ice Machine	0	0	0	0	\$0	\$0	\$0	\$0	0.0
Turf Removal (0 Sq. Ft.)	0	0	0	0	\$0	\$0	\$0	\$0	0.0
Soil Moisture Sensor Systems	0	0	0	0	\$0	\$0	\$0	\$0	0.0
Plumbing Flow Contro	547	748,723	2	23	\$0	\$2,735	\$2,735	\$5,470	1.5
Subtotal	688	1,821,944	6	87	\$0	\$14,128	\$8,300	\$22,428	
TOTAL	1,212	13,621,408	14	428	\$1,083	\$78,743	\$73,322	\$153,148	

⁽¹⁾ Payback period =
$$\frac{\text{Total direct program costs}}{\text{AF saved/year} \times \text{MWD Tier II rate/AF}}$$

Fontana Water Company

IEUA Regional Conservation Programs Annual Report

Program	District Devices/ Rebates	Gallons Saved (year)	AF Saved (year)	AF Saved Lifetime	Funding Sources (dollars)				Payback Period (years) ⁽¹⁾
					Outside Funding	IEUA	MWD	Total	
FY 2017-2018									
SoCal WaterSmart Residential Rebates									
High Efficiency Toilets (HET)	440	3,527,542	11	216	\$0	\$26,400	\$17,600	\$44,000	5.3
High Efficiency Clothes Washers (HECW)	407	4,576,125	14	197	\$0	\$26,455	\$34,595	\$61,050	5.6
Rotating Nozzles for Pop-up Spray Heads (162 Apps/ 13,118 Nozzles)	13,118	18,807,859	58	289	\$0	\$39,354	\$26,236	\$65,590	1.5
Weather based Irrigation Controllers (WBIC)	112	1,511,133	5	46	\$0	\$7,840	\$8,960	\$16,800	4.7
Turf Removal (0 Sq. Ft.)	0	0	0	0	\$0	\$0	\$0	\$0	0.0
Rain Barrels	0	0	0	0	\$0	\$0	\$0	\$0	0.0
Cisterns	31	0	0	0	\$0	\$0	\$9,300	\$9,300	0.0
Soil Moisture Sensor Systems	0	0	0	0	\$0	\$0	\$0	\$0	0.0
IEUA Locally Implemented Residential Programs									
FreeSprinklerNozzles.com Program (\$0 Total Cost)	0	0	0	0	\$0	\$0	\$0	\$0	0.0
Residential Landscape Retrofit Program (0 WBIC/ 0 Nozzles)	0	0	0	0	\$0	\$0	\$0	\$0	0.0
Residential Education, Survey, and Controller Upgrade Program (0 WBIC)	0	0	0	0	\$0	\$0	\$0	\$0	0.0
Residential Pressure Regulation Program	149	5,729,974	18	176	\$0	\$36,405	\$32,284	\$68,689	5.1
Subtotal	14,257	34,152,632	105	924	\$0	\$136,454	\$128,975	\$265,429	
SoCal WaterSmart Commercial Rebates									
High Efficiency Toilets (HET)	90	721,543	2	44	\$0	\$5,400	\$3,600	\$9,000	5.3
Waterless Urinals	0	0	0	0	\$0	\$0	\$0	\$0	0.0
Cooling Tower Controller	0	0	0	0	\$0	\$0	\$0	\$0	0.0
Weather Based Irrigation Controllers (WBIC)	15	63,062	0.19	2	\$0	\$0	\$0	\$0	0.0
Rotating Nozzles for Pop-up Spray Heads (1 Apps/ 2,250 Nozzles)	2,250	3,226,410	10	50	\$0	\$4,500	\$4,500	\$9,000	1.2
Large Rotary Nozzles	0	0	0	0	\$0	\$0	\$0	\$0	0.0
Central Computerized Irrigation Controller	0	0	0	0	\$0	\$0	\$0	\$0	0.0
Laminar Flow Restrictor	0	0	0	0	\$0	\$0	\$0	\$0	0.0
Air-Cooled Ice Machine	0	0	0	0	\$0	\$0	\$0	\$0	0.0
Turf Removal (0 Sq. Ft.)	0	0	0	0	\$0	\$0	\$0	\$0	0.0
Soil Moisture Sensor Systems	0	0	0	0	\$0	\$0	\$0	\$0	0.0
Plumbing Flow Control	0	0	0	0	\$0	\$0	\$0	\$0	0.0
IEUA Locally Implemented Commercial Programs									
FreeSprinklerNozzles.com Program (\$0 Total Cost)	0	0	0	0	\$0	\$0	\$0	\$0	0.0
Subtotal	2,355	4,011,014	12	96	\$0	\$9,900	\$8,100	\$18,000	
TOTAL	16,612	38,163,647	117	1,020	\$0	\$146,354	\$137,075	\$283,429	

⁽¹⁾ Payback period =
$$\frac{\text{Total direct program costs}}{\text{AF saved/year} \times \text{MWD Tier II rate/AF}}$$

Fontana Water Company IEUA Regional Conservation Programs Annual Report

Program	District Devices/ Rebates	Gallons Saved (year)	AF Saved (year)	AF Saved Lifetime	Funding Sources (dollars)				Payback Period (years) ⁽¹⁾
					Outside Funding	IEUA	MWD	Total	
FY 2016-2017									
SoCal Water\$mart Residential Rebates									
High Efficiency Toilets (HET)	2,416	19,369,410	59	1,189	\$0	\$178,192	\$96,640	\$274,832	6.2
High Efficiency Clothes Washers (HECW)	86	966,945	3	42	\$0	\$2,245	\$7,310	\$9,555	4.3
Rotating Nozzles for Pop-up Spray Heads	4,159	5,962,943	18	91	\$0	\$926	\$1,198	\$2,124	0.2
Weather based Irrigation Controllers (WBIC)	66	890,489	3	27	\$0	\$2,856	\$5,280	\$8,136	4.0
Turf Removal (32,150 Sq. Ft.)	22	1,362,099	4	42	\$0	\$0	\$62,270	\$62,270	20.0
Rain Barrels	16	9,907	0.03	0.15	\$0	\$0	\$1,200	\$1,200	53.1
Cisterns	0	0	0	0	\$0	\$0	\$0	\$0	0.0
Soil Moisture Sensor Systems	0	0	0	0	\$0	\$0	\$0	\$0	0.0
IEUA Locally Implemented Residential Programs									
FreeSprinklerNozzles.com Program	0	0	0	0	\$0	\$0	\$0	\$0	0.0
Residential Landscape Retrofit Program (28 WBIC/248 Nozzles)	17	733,405	2	17	\$8,046	\$173	\$7,873	\$16,092	9.6
Residential Education, Survey, and Controller Upgrade Program	9	121,430	0.37	4	\$0	\$4,589	\$1,341	\$5,930	21.4
Residential Pressure Regulation Program	36	949,673	3	29	\$0	\$6,370	\$5,450	\$11,820	5.5
Subtotal	6,827	30,366,302	93	1,441	\$8,046	\$195,351	\$188,562	\$391,959	
SoCal Water\$mart Commercial Rebates									
High Efficiency Toilets (HET)	51	408,874	1	25	\$0	\$5,000	\$2,000	\$7,000	7.5
Waterless Urinals	0	0	0	0	\$0	\$0	\$0	\$0	0.0
Cooling Tower Controller	2	419,696	1	6	\$0	\$290	\$1,750	\$2,040	2.1
Weather Based Irrigation Controllers (WBIC)	25	105,103	0.32	3	\$0	\$11,102	\$41,959	\$53,061	221.1
Rotating Nozzles for Pop-up Spray Heads	0	0	0	0	\$0	\$0	\$0	\$0	0.0
Large Rotary Nozzles	0	0	0	0	\$0	\$0	\$0	\$0	0.0
Central Computerized Irrigation Controller	0	0	0	0	\$0	\$0	\$0	\$0	0.0
Laminar Flow Restrictor	0	0	0	0	\$0	\$0	\$0	\$0	0.0
Air-Cooled Ice Machine	1	50,189	0.15	2	\$0	\$1,000	\$1,000	\$2,000	17.5
Turf Removal (28,135 Sq. Ft.)	2	1,191,996	4	37	\$0	\$0	\$28,135	\$28,135	10.3
Soil Moisture Sensor Systems	0	0	0	0	\$0	\$0	\$0	\$0	0.0
Plumbing Flow Contro	0	0	0	0	\$0	\$0	\$0	\$0	0.0
IEUA Locally Implemented Commercial Programs									
FreeSprinklerNozzles.com Program	0	0	0	0	\$0	\$0	\$0	\$0	0.0
Subtotal	81	2,175,857	7	73	\$0	\$17,392	\$74,844	\$92,236	
TOTAL	6,908	32,542,159	100	1,514	\$8,046	\$212,743	\$263,406	\$484,195	

⁽¹⁾ Payback period = $\frac{\text{Total direct program costs}}{\text{AF saved/year} \times \text{MWD Tier II rate/AF}}$

Fontana Water Company IEUA Regional Conservation Programs Annual Report

Program	District Devices/ Rebates	Gallons Saved (year)	AF Saved (year)	AF Saved Lifetime	Funding Sources (dollars)				Payback Period (years) ⁽¹⁾
					Outside Funding	IEUA	MWD	Total	
FY 2015-2016									
SoCal WaterSmart Residential Rebates									
High Efficiency Toilets (HET)	388	5,374,091	16	330	\$0	\$10,495	\$37,641	\$48,136	4.0
High Efficiency Clothes Washers (HECW)	217	2,439,850	7	105	\$0	\$2,990	\$18,190	\$21,180	3.9
Rotating Nozzles for Pop-up Spray Heads	4,298	6,163,160	19	95	\$0	\$0	\$8,296	\$8,296	0.6
Weather based Irrigation Controllers (WBIC)	93	9,850,328	30	302	\$0	\$1,709	\$7,148	\$8,857	0.4
Turf Removal (77,559 Sq. Ft.)	50	3,285,942	10	101	\$0	\$0	\$149,090	\$149,090	20.5
Rain Barrels	51	31,580	0.10	0.48	\$0	\$0	\$3,736	\$3,736	53.5
Soil Moisture Sensor Systems	0	0	0	0	\$0	\$0	\$0	\$0	0.0
IEUA Locally Implemented Residential Programs									
FreeSprinklerNozzles.com Program	0	0	0	0	\$0	\$0	\$0	\$0	0.0
Residential Landscape Retrofit Program (79 WBIC/977 Nozzles)	54	9,768,461	30	278	\$24,600	\$0	\$24,600	\$49,199	2.3
Landscape Transformation Program (1,100 Sq. Ft.)	2	46,604	0.14	1	\$375	\$4,375	\$0	\$4,750	46.1
Residential Pressure Regulation Program	0	0	0	0	\$0	\$0	\$0	\$0	0.0
Subtotal	5,153	36,960,016	113	1,212	\$24,975	\$19,569	\$248,701	\$293,245	
SoCal WaterSmart Commercial Rebates									
High Efficiency Toilets (HET)	904	12,521,078	38	768	\$0	\$37,940	\$115,886	\$153,826	5.6
Waterless Urinals	0	0	0	0	\$0	\$0	\$0	\$0	0.0
Cooling Tower Controller	0	0	0	0	\$0	\$0	\$0	\$0	0.0
Weather Based Irrigation Controllers (WBIC)	25	2,647,938	8	81	\$0	\$4,440	\$17,400	\$21,840	3.7
Rotating Nozzles for Pop-up Spray Heads	0	0	0	0	\$0	\$0	\$0	\$0	0.0
Large Rotary Nozzles	0	0	0	0	\$0	\$0	\$0	\$0	0.0
Central Computerized Irrigation Controller	0	0	0	0	\$0	\$0	\$0	\$0	0.0
Laminar Flow Restrictor	0	0	0	0	\$0	\$0	\$0	\$0	0.0
Air-Cooled Ice Machine	3	150,566	0.46	5	\$0	\$1,000	\$3,000	\$4,000	12.0
Turf Removal (299,187 Sq. Ft.)	22	12,675,656	39	389	\$0	\$187,603	\$287,657	\$475,260	16.9
Soil Moisture Sensor Systems	0	0	0	0	\$0	\$0	\$0	\$0	0.0
Plumbing Flow Contro	0	0	0	0	\$0	\$0	\$0	\$0	0.0
IEUA Locally Implemented Commercial Programs									
FreeSprinklerNozzles.com Program	0	0	0	0	\$0	\$0	\$0	\$0	0.0
Subtotal	954	27,995,237	86	1,243	\$0	\$230,983	\$423,943	\$654,926	
TOTAL	6,107	64,955,253	199	2,456	\$24,975	\$250,552	\$672,644	\$948,171	

⁽¹⁾ Payback period = $\frac{\text{Total direct program costs}}{\text{AF saved/year} \times \text{MWD Tier II rate/AF}}$

Fontana Water Company IEUA Regional Conservation Programs Annual Report

Program	District Devices/ Rebates	Gallons Saved (year)	AF Saved (year)	AF Saved Lifetime	Funding Sources (dollars)				Payback Period (years) ⁽¹⁾
					Outside Funding	IEUA	MWD	Total	
FY 2014-2015									
SoCal Water\$mart Residential Rebates									
High Efficiency Toilets (HET)	254	3,518,091	11	216	\$0	\$12,700	\$12,700	\$25,400	3.1
High Efficiency Clothes Washers (HECW)	170	1,529,123	5	70	\$0	\$11,050	\$14,450	\$25,500	7.2
Rotating Nozzles for Pop-up Spray Heads	141	183,808	1	3	\$0	\$141	\$564	\$705	1.7
Weather based Irrigation Controllers (WBIC)	4	423,670	1	13	\$0	\$280	\$320	\$600	0.6
Turf Removal (9,340 Sq. Ft.)	6	391,080	1	12	\$0	\$0	\$18,680	\$18,680	20.7
Rain Barrels	10	1,059,175	3.25	32.50	\$0	\$0	\$750	\$750	0.3
IEUA Locally Implemented Residential Programs									
FreeSprinklerNozzles.com Program	0	0	0	0	\$0	\$0	\$0	\$0	0.0
Residential Landscape Retrofit Program (36 WBIC/286 Nozzles)	27	4,236,700	13	123	\$17,495	\$0	\$17,495	\$34,989	3.6
Landscape Transformation Program (9,793 Sq. Ft.)	11	418,847	1	12.85	\$0	\$13,227	\$19,586	\$32,813	31.8
Subtotal	623	11,760,493	36	482	\$17,495	\$37,398	\$84,545	\$139,438	
SoCal Water\$mart Commercial Rebates									
High Efficiency Toilets (HET)	1,162	16,094,572	49	988	\$0	\$0	\$1,966	\$1,966	0.1
Waterless Urinals	0	0	0	0	\$0	\$0	\$0	\$0	0.0
Cooling Tower Controller	0	0	0	0	\$0	\$0	\$0	\$0	0.0
Weather Based Irrigation Controllers (WBIC)	2	211,835	1	7	\$0	\$0	\$0	\$0	0.0
Rotating Nozzles for Pop-up Spray Heads	4,545	5,924,862	18	91	\$0	\$9,090	\$13,635	\$22,725	1.7
Large Rotary Nozzles	0	0	0	0	\$0	\$0	\$0	\$0	0.0
Central Computerized Irrigation Controller	0	0	0	0	\$0	\$0	\$0	\$0	0.0
Laminar Flow Restrictor	0	0	0	0	\$0	\$11,710	\$0	\$11,710	0.0
Air-Cooled Ice Machine	0	0	0	0	\$0	\$0	\$0	\$0	0.0
Turf Removal (2,440 Sq. Ft.)	1	103,375	0.32	3	\$0	\$2,440	\$4,880	\$7,320	30.7
IEUA Locally Implemented Commercial Programs									
FreeSprinklerNozzles.com Program	0	0	0	0	\$0	\$0	\$0	\$0	0.0
Subtotal	5,710	22,334,644	69	1,088	0	\$23,240	\$20,481	\$43,721	
TOTAL	6,333	34,095,137	105	1,571	\$17,495	\$60,638	\$105,026	\$183,159	

⁽¹⁾ Payback period =
$$\frac{\text{Total direct program costs}}{\text{AF saved/year} \times \text{MWD Tier II rate/AF}}$$

Fontana Water Company IEUA Regional Conservation Programs Annual Report

Program	District Devices/ Rebates	Gallons Saved (year)	AF Saved (year)	AF Saved Lifetime	Funding Sources (dollars)				Payback Period (years) ⁽¹⁾
					Outside Funding	IEUA	MWD	Total	
FY 2013-2014									
SoCal Water\$mart Residential Rebates									
High Efficiency Toilets (HET)	69	955,558	3	59	\$0	\$3,450	\$3,450	\$6,900	3.1
High Efficiency Clothes Washers (HECW)	174	1,564,867	5	72	\$0	\$11,310	\$14,790	\$26,100	7.2
Rotating Nozzles for Pop-up Spray Heads	1	1,303	0	0	\$0	\$1	\$4	\$5	1.7
Weather based Irrigation Controllers (WBIC)	5	529,508	2	16	\$0	\$350	\$400	\$750	0.6
Rain Barrels	0	0	0	0	\$0	\$0	\$0	\$0	0.0
IEUA Locally Implemented Residential Programs									
FreeSprinklerNozzles.com Program	0	0	0	0	\$0	\$0	\$0	\$0	0.0
Residential Landscape Retrofit Program (31 WBIC/122 Nozzles)	23	3,431,211	11	103	\$9,924	\$0	\$9,924	\$19,848	2.5
Landscape Transformation Program (9,180 Sq. Ft.)	11	418,784	1	13	\$0	\$16,290	\$12,160	\$28,450	29.4
Subtotal	283	6,901,231	21	263	\$9,924	\$31,401	\$40,728	\$82,053	
SoCal Water\$mart Commercial Rebates									
High Efficiency Toilets (HET)	22	304,671	1	19	\$0	\$0	\$1,966	\$1,966	2.8
Waterless Urinals	0	0	0	0	\$0	\$0	\$0	\$0	0.0
Cooling Tower Controller	0	0	0	0	\$0	\$0	\$0	\$0	0.0
Weather Based Irrigation Controllers (WBIC)	0	0	0	0	\$0	\$0	\$0	\$0	0.0
Rotating Nozzles for Pop-up Spray Heads	0	0	0	0	\$0	\$0	\$0	\$0	0.0
Large Rotary Nozzles	0	0	0	0	\$0	\$0	\$0	\$0	0.0
Central Computerized Irrigation Controller	0	0	0	0	\$0	\$0	\$0	\$0	0.0
Laminar Flow Restrictor	1,171	8,776,145	27	269	\$0	\$11,710	\$11,710	\$23,420	1.2
Air-Cooled Ice Machine	0	0	0	0	\$0	\$0	\$0	\$0	0.0
Turf Removal	0	0	0	0	\$0	\$0	\$0	\$0	0.0
IEUA Locally Implemented Commercial Programs									
FreeSprinklerNozzles.com Program	0	0	0	0	\$0	\$0	\$0	\$0	0.0
Subtotal	1,193	9,080,816	28	288	0	\$11,710	\$13,676	\$25,386	
TOTAL	1,476	15,982,047	49	551	\$9,924	\$43,111	\$54,404	\$107,439	

⁽¹⁾ Payback period =
$$\frac{\text{Total direct program costs}}{\text{AF saved/year} \times \text{MWD Tier II rate/AF}}$$

Fontana Water Company IEUA Regional Conservation Programs Annual Report

Program	District Devices/ Rebates	Gallons Saved (year)	AF Saved (year)	AF Saved Lifetime	Funding Sources (dollars)				Payback Period (years) ⁽¹⁾
					Outside Funding	IEUA	MWD	Total	
FY 2012-2013									
SoCal Water\$mart Residential Rebates									
High Efficiency Toilets (HET)	0	0	0.00	0.00	\$0	\$0	\$0	\$0	0.0
High Efficiency Clothes Washers (HECW)	125	1,124,186	3.45	51.75	\$0	\$8,125	\$10,625	\$18,750	7.5
Rotating Nozzles for Pop-up Spray Heads	0	0	0.00	0.00	\$0	\$0	\$0	\$0	0.0
Weather based Irrigation Controllers (WBIC)	1	105,902	0.33	3.25	\$0	\$70	\$80	\$150	0.6
IEUA Locally Implemented Residential Programs									
FreeSprinklerNozzles.com Program	0	0	0.00	0.00	\$0	\$0	\$0	\$0	0.0
Residential Landscape Retrofit Program	20	5,213,616	16.00	140.00	\$9,648	\$1,570	\$11,219	\$22,437	1.9
Landscape Transformation Program (1000 Sq. Ft.)	2	45,619	0.14	1.40	\$250	\$830	\$1,000	\$2,080	20.4
Subtotal	148	6,489,323	20	196	\$9,899	\$10,595	\$22,924	\$43,418	
IEUA High Efficiency Toilet (HET) Installation Prog.									
IEUA Multi-Family Direct Install Prog. (HET)	57	789,374	2.42	48.45	\$4,180	\$2,033	\$2,850	\$9,063	5.1
IEUA Single-Family Direct Install Prog. (HET)	54	747,828	2.30	45.90	\$3,960	\$1,926	\$2,700	\$8,586	5.1
Subtotal	111	1,537,202	2	94	\$8,141	\$3,958	\$5,550	\$17,649	
SoCal Water\$mart Commercial Rebates									
High Efficiency Toilets (HET)	0	0	0.00	0.00	\$0	\$0	\$0	\$0	0.0
Waterless Urinals	0	0	0.00	0.00	\$0	\$0	\$0	\$0	0.0
Cooling Tower Controller	0	0	0.00	0.00	\$0	\$0	\$0	\$0	0.0
High Efficiency Clothes Washers	0	0	0.00	0.00	\$0	\$0	\$0	\$0	0.0
Weather based Irrigation Controllers (WBIC)	16	1,694,425	5.20	52.00	\$0	\$1,945	\$7,600	\$9,545	2.5
Rotating Nozzles for Pop-up Spray Heads	0	0	0.00	0.00	\$0	\$0	\$0	\$0	0.0
Large Rotary Nozzles	0	0	0.00	0.00	\$0	\$0	\$0	\$0	0.0
Central Computerized Irrigation Controller	0	0	0.00	0.00	\$0	\$0	\$0	\$0	0.0
Laminar Flow Restrictor	65	487,147	1.50	7.48	\$0	\$0	\$650	\$650	0.6
Air-Cooled Ice Machine	0	0	0.00	0.00	\$0	\$0	\$0	\$0	0.0
IEUA Locally Implemented Commercial Programs									
Fontana Unified School Retrofit Program	1,764	49,203,501	151.00	2880.00	\$206,033	\$0	\$32,050	\$238,083	2.2
FreeSprinklerNozzles.com Program	0	0	0.00	0.00	\$0	\$0	\$0	\$0	0.0
Subtotal	1,845	51,385,073	158	2,939	\$206,033	\$1,945	\$40,300	\$248,278	
TOTAL	2,104	59,411,598	180	3,230	\$224,073	\$16,498	\$68,774	\$309,345	

⁽¹⁾ Payback period =
$$\frac{\text{Total direct program costs}}{\text{AF saved/year} \times \text{MWD Tier II rate/AF}}$$

Fontana Water Company IEUA Regional Conservation Programs Annual Report

Program	District Devices/ Rebates	Gallons Saved (year)	AF Saved (year)	AF Saved Lifetime	Funding Sources (dollars)				Payback Period (years) ⁽¹⁾
					Outside Funding	IEUA	MWD	Total	
FY 2011-2012									
Residential Rebate Programs									
High Efficiency Clothes Washers (HECW)	149	1,340,030	4.11	61.69	\$0	\$0	\$12,665	\$12,665	4.5
Rotating Nozzles for Pop-up Spray Heads	65	84,721	0.26	1.30	\$0	\$130	\$195	\$325	1.8
Weather Based Irrigation Controllers (WBIC)	3	317,705	0.98	9.75	\$0	\$135	\$240	\$375	0.6
FreeSprinklerNozzles.com Program	0	0	0.00	0.00	\$0	\$0	\$0	\$0	0.0
Residential Landscape Retrofit Program	22	5,865,318	18.00	180.00	\$0	14,499	12,310	26,809	2.2
Subtotal	239	7,607,774	23	253	\$1	\$14,764	\$25,410	\$40,175	
IEUA Multi-Family Direct Install Prog. (HET)									
IEUA Multi-Family Direct Install Prog. (HET)	18	249,276	0.77	15.30	\$1,320	\$642	\$900	\$2,862	5.5
IEUA Single-Family Direct Install Prog. (HET)	1,130	15,648,994	48.03	960.50	\$82,874	\$40,296	\$56,500	\$179,670	5.5
Subtotal	1,148	15,898,270	1	976	\$84,194	\$40,938	\$57,400	\$182,532	
CII Save-A-Buck Rebate Program									
High Efficiency Toilets (HET)	0	0	0.00	0.00	\$0	\$0	\$0	\$0	0.0
Waterless Urinals	0	0	0.00	0.00	\$0	\$0	\$0	\$0	0.0
Conductivity Controller	0	0	0.00	0.00	\$0	\$0	\$0	\$0	0.0
High Efficiency Clothes Washers	0	0	0.00	0.00	\$0	\$0	\$0	\$0	0.0
Weather Based Irrigation Controllers (WBIC)	6	635,409	1.95	19.50	\$0	\$2,134	\$5,025	\$7,159	5.4
Rotating Nozzles for Pop-up Spray Heads	2,000	2,606,808	8.00	40.00	\$0	\$4,000	\$6,000	\$10,000	0.0
Large Rotating Nozzles	0	0	0.00	0.00	\$0	\$0	\$0	\$0	0.0
Fontana Unified School Retrofit Program	2,124	12,708,189	39.00	635.00	\$339,942	\$0	\$51,978	\$391,920	14.8
FreeSprinklerNozzles.com Program	0	0	0.00	0.00	\$0	\$0	\$0	\$0	0.0
Central Computerized Irrigation Controller	0	0	0.00	0.00	\$0	\$0	\$0	\$0	0.0
Subtotal	4,130	15,950,406	49	695	\$339,942	\$6,134	\$63,003	\$409,079	
TOTAL	5,517	39,456,450	73	1,923	\$424,137	\$61,836	\$145,813	\$631,786	

⁽¹⁾ Payback period = $\frac{\text{Total direct program costs}}{\text{AF saved/year} \times \text{MWD Tier II rate/AF}}$

Fontana Water Company IEUA Regional Conservation Programs Annual Report

Program	District Devices/ Rebates	Gallons Saved (year)	AF Saved (year)	AF Saved Lifetime	Funding Sources (dollars)				Payback Period (years) ⁽¹⁾
					Outside Funding	IEUA	MWD	Total	
FY 2010-2011									
Residential Rebate Programs									
High Efficiency Toilets (HET)	7	96,941	0.30	5.95	\$0	\$245	\$350	\$595	4.0
High Efficiency Clothes Washers (HECW)	293	2,635,092	8.09	121.30	\$0	\$0	\$24,905	\$24,905	6.2
Rotating Nozzles for Pop-up Spray Heads	112	145,981	0.45	2.24	\$0	\$224	\$336	\$560	0.0
Weather Based Irrigation Controllers (WBIC)	4	423,606	1.30	13.00	\$0	\$180	\$320	\$500	0.0
Synthetic Turf (420 Sq. Ft.)	1	19,163	0.06	0.59	\$0	\$189	\$126	\$315	10.7
Residential Landscape Retrofit Program	5	977,700	3.00	30.00	\$0	\$1,819	\$2,251	\$4,070	2.7
Subtotal	422	4,298,483	13	173	\$0	\$2,657	\$28,288	\$30,945	
IEUA Multi-Family Direct Install Prog. (HET)									
IEUA Multi-Family Direct Install Prog. (HET)	3	41,546	0.13	2.55	\$220	\$107	\$150	\$477	0.0
Subtotal	3	41,546	0	3	\$220	\$107	\$150	\$477	
CII Save-A-Buck Rebate Program									
High Efficiency Toilets (HET)	0	0	0.00	0.00	\$0	\$0	\$0	\$0	0.0
Waterless Urinals	0	0	0.00	0.00	\$0	\$0	\$0	\$0	0.0
Conductivity Controller	0	0	0.00	0.00	\$0	\$0	\$0	\$0	0.0
Weather Based Irrigation Controllers (WBIC)	0	0	0.00	0.00	\$0	\$0	\$0	\$0	0.0
Synthetic Turf (Sq. Ft.)	0	0	0.00	0.00	\$0	\$0	\$0	\$0	0.0
Rotating Nozzles for Pop-up Spray Heads	0	0	0.00	0.00	\$0	\$0	\$0	\$0	0.0
Large Rotating Nozzles	0	0	0.00	0.00	\$0	\$0	\$0	\$0	0.0
Fontana Unified School Retrofit Program	1,899	28,679,200	88.00	709.00	\$321,643	\$0	\$33,900	\$355,543	8.1
Subtotal	1,899	28,679,200	88	709	\$321,643	\$0	\$33,900	\$355,543	
TOTAL	2,324	33,019,229	101	885	\$321,863	\$2,764	\$62,338	\$386,965	

⁽¹⁾ Payback period =
$$\frac{\text{Total direct program costs}}{\text{AF saved/year} \times \text{MWD Tier II rate/AF}}$$

Fontana Water Company IEUA Regional Conservation Programs Annual Report

Program	District Devices/ Rebates	Gallons Saved (year)	AF Saved (year)	AF Saved Lifetime	Funding Sources (dollars)				Payback Period (years) ⁽¹⁾
					Outside Funding	IEUA	MWD	Total	
FY 2009-2010									
Residential Rebate Programs									
High Efficiency Toilets (HET)	42	581,644	1.79	35.70	\$0	\$1,470	\$2,100	\$3,570	4.0
High Efficiency Clothes Washers (HECW)	84	755,453	2.32	34.78	\$0	\$4,200	\$9,240	\$13,440	11.6
Rotating Nozzles for Pop-up Spray Heads	0	0	0.00	0.00	\$0	\$0	\$0	\$0	0.0
Weather Based Irrigation Controllers (WBIC)	1	105,902	0.33	3.25	\$0	\$45	\$80	\$125	0.0
Water Wise Landscape (Turf Buy Back) (1,216 Sq. Ft.)	0	55,473	0.17	1.70	\$0	\$2,000	\$0	\$2,000	23.6
Synthetic Turf (3,923 Sq. Ft.)	2	178,964	0.55	5.49	\$0	\$1,765	\$1,177	\$2,942	10.7
Subtotal	129	1,677,435	5	81	\$0	\$9,480	\$12,597	\$22,077	
IEUA Multi-Family Direct Install Prog. (HET)									
IEUA Multi-Family Direct Install Prog. (HET)	11	152,335	0.4675	9.3500	\$807	\$392	\$1,815	\$3,014	12.9
Subtotal	11	152,335	0	9	\$807	\$392	\$1,815	\$3,014	
CII Save-A-Buck Rebate Program									
ULFT Tank	0	0	0.00	0.00	\$0	\$0	\$0	\$0	0.0
High Efficiency Toilets (HET)	0	0	0.00	0.00	\$0	\$0	\$0	\$0	0.0
Waterless Urinals	40	1,599,277	4.91	98.16	\$0	\$0	\$16,000	\$16,000	6.5
High Efficiency Clothes Washers	1	8,993	0.03	0.28	\$0	\$100	\$80	\$180	13.1
Water Brooms	0	0	0.00	0.00	\$0	\$0	\$0	\$0	0.0
Weather Based Irrigation Controllers (WBIC)	0	0	0.00	0.00	\$0	\$0	\$0	\$0	0.0
Synthetic Turf (Sq. Ft.)	0	0	0.00	0.00	\$0	\$0	\$0	\$0	0.0
Rotating Nozzles for Pop-up Spray Heads	0	0	0.00	0.00	\$0	\$0	\$0	\$0	0.0
Pre-Rinse Nozzles	1	49,855	0.15	0.77	\$0	\$0	\$60	\$60	0.8
Subtotal	42	1,658,125	5	99	\$0	\$100	\$16,140	\$16,240	
TOTAL	182	3,487,896	11	189	\$807	\$9,973	\$30,552	\$41,331	

⁽¹⁾ Payback period =
$$\frac{\text{Total direct program costs}}{\text{AF saved/year} \times \text{MWD Tier II rate/AF}}$$

Fontana Water Company

IEUA Regional Conservation Programs Annual Report

Program	District Devices/ Rebates	Gallons Saved (year)	AF Saved (year)	AF Saved Lifetime	Funding Sources (dollars)				Payback Period (years) ⁽¹⁾
					Outside Funding	IEUA	MWD	Total	
FY 2008-2009									
Residential Rebate Programs									
Ultra Low Flush Toilets (ULFT)	0	0	0.00	0.00	\$0	\$0	\$0	\$0	0.0
High Efficiency Toilets (HET)	1,043	14,444,160	44.33	886.55	\$0	\$0	\$172,095	\$172,095	7.8
High Efficiency Clothes Washers (HECW)	202	1,816,684	5.58	83.63	\$0	\$0	\$22,220	\$22,220	8.0
Rotating Nozzles for Pop-up Spray Heads	62	80,811	0.25	1.24	\$0	\$0	\$248	\$248	2.0
Weather Based Irrigation Controllers (WBIC)	0	0	0.00	0.00	\$0	\$0	\$0	\$0	0.0
Water Wise Landscape (Turf Buy Back) (3,689 Sq. Ft.)	3	168,289	0.52	5.16	\$0	\$4,800	\$0	\$4,800	18.6
Synthetic Turf (4,960 Sq. Ft.)	8	226,271	0.69	6.94	\$0	\$1,488	\$1,488	\$2,976	8.6
Subtotal	1,318	16,736,216	51	984	\$0	\$6,288	\$196,051	\$202,339	
IEUA Multi-Family Direct Install Prog. (HET)									
IEUA Multi-Family Direct Install Prog. (HET)	229	3,171,345	9.73	194.65	\$16,795	\$8,166	\$37,785	\$62,746	12.9
Subtotal	229	3,171,345	10	195	\$16,795	\$8,166	\$37,785	\$62,746	
CII Save-A-Buck Rebate Program									
ULFT Flushometer	0	0	0.00	0.00	\$0	\$0	\$0	\$0	0.0
ULFT Tank	0	0	0.00	0.00	\$0	\$0	\$0	\$0	0.0
High Efficiency Toilets (HET)	81	1,121,742	3.44	68.85	\$0	\$10,935	\$13,365	\$24,300	14.2
Waterless Urinals	58	2,318,951	7.12	142.33	\$0	\$0	\$23,200	\$23,200	6.5
Conductivity Controller	0	0	0.00	0.00	\$0	\$0	\$0	\$0	0.0
High Efficiency Clothes Washers	6	53,961	0.17	1.66	\$0	\$600	\$480	\$1,080	13.1
Water Brooms	1	49,986	0.15	0.77	\$0	\$0	\$150	\$150	2.0
Weather Based Irrigation Controllers (WBIC)	0	0	0.00	0.00	\$0	\$0	\$0	\$0	0.0
Synthetic Turf (Sq. Ft.)	0	0	0.00	0.00	\$0	\$0	\$0	\$0	0.0
Rotating Nozzles for Pop-up Spray Heads	0	0	0.00	0.00	\$0	\$0	\$0	\$0	0.0
Large Rotating Nozzles	120	703,838	2.16	21.60	\$0	\$0	\$1,560	\$1,560	1.4
Pre-Rinse Nozzles	0	0	0.00	0.00	\$0	\$0	\$0	\$0	0.0
Subtotal	266	4,248,478	13	235	\$0	\$11,535	\$38,755	\$50,290	
MWD Public Sector Program									
High Efficiency Toilets (HET)	0	0	0.00	0.00	\$0	\$0	\$0	\$0	0.0
Waterless Urinals	0	0	0.00	0.00	\$0	\$0	\$0	\$0	0.0
Water Brooms	0	0	0.00	0.00	\$0	\$0	\$0	\$0	0.0
Weather Based Irrigation Controllers (WBIC)	0	0	0.00	0.00	\$0	\$0	\$0	\$0	0.0
Central Computer Irrigation Controllers (CCIC)	9	2,909,198	8.93	89.28	\$0	\$0	\$94,088	\$94,088	21.1
Synthetic Turf (Sq. Ft.)	0	0	0.00	0.00	\$0	\$0	\$0	\$0	0.0
Subtotal	9	2,909,198	9	89	\$0	\$0	\$94,088	\$94,088	
TOTAL	1,822	27,065,236	83	1,503	\$16,795	\$25,989	\$366,679	\$409,463	

⁽¹⁾ Payback period = $\frac{\text{Total direct program costs}}{\text{AF saved/year} \times \text{MWD Tier II rate/AF}}$

Fontana Water Company IEUA Regional Conservation Programs Annual Report

Program	District Devices/ Rebates	Gallons Saved (year)	AF Saved (year)	AF Saved Lifetime	Funding Sources (dollars)				Payback Period (years) ⁽¹⁾
					Outside Funding	IEUA	MWD	Total	
FY 2007-2008									
Residential Rebate Programs									
Ultra Low Flush Toilets (ULFT)	5	61,749	0.19	3.79	\$0	\$0	\$300	\$300	3.7
High Efficiency Toilets (HET)	4	55,395	0.17	3.40	\$0	\$0	\$660	\$660	9.1
High Efficiency Clothes Washers (HECW)	156	1,402,984	4.31	64.58	\$0	\$0	\$17,160	\$17,160	9.3
Rotating Nozzles for Pop-up Spray Heads	21	27,371	0.08	0.42	\$0	\$0	\$84	\$84	2.3
Weather Based Irrigation Controllers (WBIC)	1	105,902	0.33	3.25	\$0	\$160	\$80	\$240	1.7
Water Wise Landscape (Turf Buy Back) (1,216 Sq. Ft.)	1	55,473	0.17	1.70	\$0	\$2,432	\$0	\$2,432	33.5
Synthetic Turf (1,740 Sq. Ft.)	2	79,377	0.24	2.44	\$0	\$522	\$522	\$1,044	10.0
Subtotal	190	1,788,251	5	80	\$0	\$3,114	\$18,806	\$21,920	
IEUA Multi-Family Direct Install Prog. (HET/ULFT)									
IEUA Multi-Family Direct Install Prog. (HET/ULFT)	780	9,632,807	29.56	591.24	\$57,205	\$27,815	\$46,800	\$131,820	10.4
Subtotal	780	9,632,807	30	591	\$57,205	\$27,815	\$46,800	\$131,820	
CII Save-A-Buck Rebate Program									
ULFT Flushometer	0	0	0.00	0.00	\$0	\$0	\$0	\$0	0.0
ULFT Tank	0	0	0.00	0.00	\$0	\$0	\$0	\$0	0.0
High Efficiency Toilets (HET)	0	0	0.00	0.00	\$0	\$0	\$0	\$0	0.0
Waterless Urinals	10	399,819	1.23	24.54	\$0	\$0	\$4,000	\$4,000	7.6
Conductivity Controller	1	209,848	0.64	3.22	\$0	\$175	\$625	\$800	2.9
High Efficiency Clothes Washers	12	107,922	0.33	4.97	\$0	\$3,480	\$1,560	\$5,040	35.6
Water Brooms	0	0	0.00	0.00	\$0	\$0	\$0	\$0	0.0
Weather Based Irrigation Controllers (WBIC)	3	317,705	0.98	9.75	\$0	\$0	\$1,890	\$1,890	4.5
Synthetic Turf (Sq. Ft.)	0	0	0.00	0.00	\$0	\$0	\$0	\$0	0.0
Rotating Nozzles for Pop-up Spray Heads	0	0	0.00	0.00	\$0	\$0	\$0	\$0	0.0
Subtotal	26	1,035,294	3	42	\$0	\$3,655	\$8,075	\$11,730	
MWD Public Sector Program									
High Efficiency Toilets (HET)	0	0	0.00	0.00	\$0	\$0	\$0	\$0	0.0
Waterless Urinals	0	0	0.00	0.00	\$0	\$0	\$0	\$0	0.0
Water Brooms	0	0	0.00	0.00	\$0	\$0	\$0	\$0	0.0
Weather Based Irrigation Controllers (WBIC)	0	0	0.00	0.00	\$0	\$0	\$0	\$0	0.0
Central Computer Irrigation Controllers (CCIC)	0	0	0.00	0.00	\$0	\$0	\$0	\$0	0.0
Subtotal	0	0	0	0	\$0	\$0	\$0	\$0	0.0
TOTAL	996	12,456,352	38	713	\$57,205	\$34,584	\$73,681	\$165,470	

⁽¹⁾ Payback period = $\frac{\text{Total direct program costs}}{\text{AF saved/year} \times \text{MWD Tier II rate/AF}}$

Fontana Water Company IEUA Regional Conservation Programs Annual Report

Program	District Devices/ Rebates	Gallons Saved (year)	AF Saved (year)	AF Saved Lifetime	Funding Sources (dollars)				Payback Period (years) ⁽¹⁾
					Outside Funding	IEUA	MWD	Total	
FY 2006-2007									
Residential Programs									
Ultra Low Flush Toilets (ULFT)	10	113,070	0.35	6.94	\$0	\$0	\$600	\$600	4.0
High Efficiency Toilets (HET)	2	27,697	0.09	1.70	\$0	\$0	\$530	\$530	14.6
High Efficiency Clothes Washers (HECW)	154	4,245,317	13.03	195.43	\$0	\$0	\$16,940	\$16,940	3.0
Rotating Sprinkler Nozzles	0	0	0.00	0.00	\$0	\$0	\$0	\$0	0.0
Weather Based Irrigation Controllers (WBIC) - Rebate	0	0	0.00	0.00	\$0	\$0	\$0	\$0	0.0
Weather Based Irrigation Controllers (WBIC) - Distribution	9	1,906,228	5.85	58.50	\$0	\$0	\$2,160	\$2,160	0.9
Subtotal	175	6,179,243	19	263	\$0	\$0	\$19,630	\$19,630	
IEUA Multi-Family Direct Install Prog. (HET/ULFT)									
Multi-Family Toilet Program (HET/ULFT)	2,717	30,721,200	94.28	1885.60	\$199,265	\$96,888	\$163,020	\$459,173	11.4
Subtotal	2,717	30,721,200	94	1886	\$199,265	\$96,888	\$163,020	\$459,173	
CII Save-A-Buck Rebate Program									
ULFT Flushometer	0	0	0.00	0.00	\$0	\$0	\$0	\$0	0.0
ULFT Tank	0	0	0.00	0.00	\$0	\$0	\$0	\$0	0.0
High Efficiency Toilets (HET)	1	13,849	0.04	0.85	\$0	\$45	\$165	\$210	11.6
Zero Water Urinal	45	1,796,254	5.51	110.25	\$0	\$0	\$18,000	\$18,000	7.6
Conductivity Controller	0	0	0.00	0.00	\$0	\$0	\$0	\$0	0.0
High Efficiency Clothes Washers (HECW)	8	220,536	0.68	10.15	\$0	\$560	\$1,040	\$1,600	5.5
Water Brooms	0	0	0.00	0.00	\$0	\$0	\$0	\$0	0.0
Weather Based Irrigation Controllers (WBIC)	0	0	0.00	0.00	\$0	\$0	\$0	\$0	0.0
Subtotal	54	2,030,638	6	121	\$0	\$605	\$19,205	\$19,810	
TOTAL	2,946	38,931,081	119	2,269	\$199,265	\$97,493	\$201,855	\$498,613	

⁽¹⁾ Payback period = $\frac{\text{Total direct program costs}}{\text{AF saved/year} \times \text{MWD Tier II rate/AF}}$

Fontana Water Company IEUA Regional Conservation Programs Annual Report

Program	District Devices/ Rebates	Gallons Saved (year)	AF Saved (year)	AF Saved Lifetime	Funding Sources (dollars)				Payback Period (years) ⁽¹⁾
					Outside Funding	IEUA	MWD	Total	
FY 2005-2006									
Residential Programs									
City Event (ULFT)	0	0	0.00	0.00	\$0	\$0	\$0	\$0	0.0
IEUA Regional Event (ULFT)	0	0	0.00	0.00	\$0	\$0	\$0	\$0	0.0
IEUA Rebate Program (ULFT)	28	316,597	0.97	19.43	\$0	\$28	\$1,680	\$1,708	4.1
High Efficiency Clothes Washers	151	1,358,017	4.17	62.51	\$0	\$151	\$16,610	\$16,761	9.4
Subtotal	179	1,674,613	5	82	\$0	\$179	\$18,290	\$18,469	
IEUA Multi-Family Direct Install Prog. (HET/ULFT)									
Multi-Family Program	1,170	13,229,225	40.60	811.98	\$0	\$122,850	\$70,200	\$193,050	11.1
Subtotal	1,170	13,229,225	41	812	\$0	\$122,850	\$70,200	\$193,050	
CII Save-A-Buck Rebate Program									
ULFT's (Tank)	178	2,012,651	6.18	123.53	\$0	\$178	\$10,680	\$0	
Conductivity Controller	0	0	0.00	0.00	\$0	\$0	\$0	\$0	0.0
High Efficiency Clothes Washers	18	161,883	0.50	7.45	\$0	\$0	\$4,500	\$4,500	21.2
Water Brooms	0	0	0.00	0.00	\$0	\$0	\$0	\$0	0.0
Pre-Rinse Spray Nozzles	0	0	0.00	0.00	\$0	\$0	\$0	\$0	0.0
Weather Based Irrigation Controllers (WBIC)	0	0	0.00	0.00	\$0	\$0	\$0	\$0	0.0
Subtotal	196	2,174,534	7	131	\$0	\$178	\$15,180	\$4,500	
TOTAL	1,545	17,078,372	52	1,025	\$0	\$123,207	\$103,670	\$216,019	

FY 2004-2005									
Residential Programs									
City Event (ULFT)	0	0	0.00	0.00	\$0	\$0	\$0	\$0	0.0
IEUA Regional Event (ULFT)	735	8,310,667	25.50	510.09	\$0	\$8,085	\$44,100	\$52,185	4.8
IEUA Rebate Program (ULFT)	43	486,202	1.49	29.84	\$0	\$43	\$2,580	\$2,623	4.1
High Efficiency Clothes Washers	189	1,699,769	5.22	78.25	\$0	\$189	\$20,790	\$20,979	9.4
Pool Cover Rebates	3	51,246	0.16	0.79	\$0	\$1,219	\$0	\$1,219	18.2
Subtotal	970	10,547,884	32	619	\$0	\$9,536	\$67,470	\$77,006	
IEUA Multi-Family Direct Install Prog. (HET/ULFT)									
Multi-Family Program	1,070	12,098,522	37.13	742.58	\$0	\$112,350	\$64,200	\$176,550	11.1
Subtotal	1,070	12,098,522	37	743	\$0	\$112,350	\$64,200	\$176,550	
CII Save-A-Buck Rebate Program									
ULFT's (Tank)	0	0	0.00	0.00	\$0	\$0	\$0	\$0	0.0
Conductivity Controller	2	419,696	1.29	6.44	\$0	\$0	\$1,000	\$1,000	1.8
High Efficiency Clothes Washers	2	17,987	0.06	0.83	\$0	\$0	\$500	\$500	21.2
Water Brooms	0	0	0.00	0.00	\$0	\$0	\$0	\$0	0.0
Pre-Rinse Spray Nozzles	0	0	0.00	0.00	\$0	\$0	\$0	\$0	0.0
X-Ray Film Processor	0	0	0.00	0.00	\$0	\$0	\$0	\$0	0.0
Subtotal	4	437,683	1	7	\$0	\$0	\$1,500	\$1,500	
TOTAL	2,044	23,084,089	71	1,369	\$0	\$121,886	\$133,170	\$255,056	

⁽¹⁾ Payback period = $\frac{\text{Total direct program costs}}{\text{AF saved/year} \times \text{MWD Tier II rate/AF}}$

Fontana Water Company

IEUA Regional Conservation Programs Annual Report

Program	District Devices/ Rebates	Gallons Saved (year)	AF Saved (year)	AF Saved Lifetime	Funding Sources (dollars)				Payback Period (years) ⁽¹⁾
					Outside Funding	IEUA	MWD	Total	
FY 2003-2004									
Residential Programs									
City Event (ULFT)	0	0	0.00	0.00	\$0	\$0	\$0	\$0	0.0
IEUA Regional Event (ULFT)	1,489	16,836,167	51.67	1033.37	\$0	\$16,379	\$89,340	\$105,719	5.4
IEUA Rebate Program (ULFT)	112	1,266,387	3.89	77.73	\$0	\$112	\$6,720	\$6,832	4.6
High Efficiency Clothes Washers	241	2,167,431	6.65	99.77	\$0	\$241	\$26,510	\$26,751	5.7
Pool Cover Rebates	15	802,854	2.46	12.30	\$0	\$795	\$0	\$795	2.4
Subtotal	1,857	21,072,839	65	1,223	\$0	\$17,527	\$122,570	\$140,097	
IEUA Multi-Family Direct Install Prog. (HET/ULFT)									
Multi-Family Program	1,140	12,890,014	39.56	791.16	\$0	\$38,760	\$68,400	\$107,160	4.2
Subtotal	1,140	12,890,014	40	791	\$0	\$38,760	\$68,400	\$107,160	
CII Save-A-Buck Rebate Program									
High Efficiency Clothes Washers	8	71,948	0.22	3.31	\$0	\$0	\$2,000	\$2,000	5.3
Water Brooms (Rebates)	98	4,898,583	15.03	75.17	\$0	\$9,800	\$9,800	\$19,600	3.1
Water Brooms (Distribution)	2	99,971	0.31	1.53	\$0	\$0	\$200	\$200	1.6
Pre-Rinse Spray Nozzles	0	0	0.00	0.00	\$0	\$0	\$0	\$0	0.0
Subtotal	108	5,070,502	16	80	\$0	\$9,800	\$12,000	\$21,800	
TOTAL	3,105	39,033,355	120	2,094	\$0	\$66,087	\$202,970	\$269,057	
FY 2002-2003									
Residential Programs									
City Event (ULFT)	0	0	0.00	0.00	\$0	\$0	\$0	\$0	0.0
IEUA Regional Event (ULFT)	629	7,112,122	21.83	436.53	\$0	\$6,919	\$37,740	\$44,659	5.4
IEUA Rebate Program (ULFT)	10	113,070	0.35	6.94	\$0	\$10	\$600	\$610	4.8
High Efficiency Clothes Washers	160	1,438,958	4.42	66.24	\$0	\$160	\$17,600	\$17,760	5.8
Pool Cover Rebates	33	1,246,986	3.83	19.15	\$0	\$1,749	\$0	\$1,749	2.4
Subtotal	832	9,911,136	30	529	\$0	\$8,838	\$55,940	\$64,778	
IEUA Multi-Family Direct Install Prog. (HET/ULFT)									
Multi-Family Program	251	2,838,064	8.71	174.19	\$0	\$8,534	\$15,060	\$23,594	4.2
Subtotal	251	2,838,064	9	174	\$0	\$8,534	\$15,060	\$23,594	
CII Save-A-Buck Rebate Program									
High Efficiency Clothes Washers	19	170,876	0.52	7.87	\$0	\$0	\$4,750	\$4,750	4.9
Water Brooms	9	449,870	1.38	6.90	\$0	\$900	\$900	\$1,800	3.1
Pre-Rinse Spray Nozzles	35	45,619	0.14	0.70	\$0	\$0	\$1,750	\$1,750	0.5
X-Ray Film Processor (MWD CII)	0	0	0.00	0.00	\$0	\$0	\$0	\$0	0.0
Restaurant Table Tent Program	N/A	N/A	N/A	N/A	N/A	N/A	N/A	N/A	N/A
Subtotal	63	666,365	2	15	\$0	\$900	\$7,400	\$8,300	
TOTAL	1,146	13,415,566	41	719	\$0	\$18,272	\$78,400	\$96,672	

⁽¹⁾ Payback period = $\frac{\text{Total direct program costs}}{\text{AF saved/year} \times \text{MWD Tier II rate/AF}}$



Monte Vista Water District
Regional Water Use Efficiency Programs
Summary Charts

Monte Vista Water District IEUA Regional Conservation Programs Annual Report

Program	District Devices/ Rebates	Gallons Saved (year)	AF Saved (year)	AF Saved Lifetime	Funding Sources (dollars)				IEUA Payback Period (years)
					Outside Funding	IEUA	MWD	Total	
FY 2022-2023									
SoCal Water\$mart Residential Rebates									
High Efficiency Toilets (HET)	5	40,086	0	2	\$0	\$0	\$1,912	\$1,912	0.0
High Efficiency Clothes Washers (HECW)	47	528,447	2	23	\$0	\$1,125	\$3,995	\$5,120	0.7
Rotating Nozzles for Pop-up Spray Heads (0 Apps/ 0 Nozzles)	0	0	0	0	\$0	\$0	\$0	\$0	0.0
Weather based Irrigation Controllers (WBIC)	11	148,415	0	5	\$0	\$720	\$1,133	\$1,853	1.7
Weather based Irrigation Controllers for Large Landscapes (0 Stations)	0	0	0	0	\$0	\$0	\$0	\$0	0.0
Irrigation Controller + Add on	0	0	0	0	\$0	\$0	\$0	\$0	0.0
Hose Bib Controller	0	0	0	0	\$0	\$0	\$0	\$0	0.0
Turf Replacement (28,838 sq. ft.)	13	1,126,200	3	104	\$11,412	\$22,822	\$52,556	\$86,790	6.9
Rain Barrels	0	0	0	0	\$0	\$0	\$0	\$0	0.0
Cisterns	0	0	0	0	\$0	\$0	\$0	\$0	0.0
Soil Moisture Sensor Systems	0	0	0	0	\$0	\$0	\$0	\$0	0.0
Flow Monitor Device on Utility Meter	3	48,885	0	2	\$0	\$180	\$299	\$479	1.3
Flow Monitor Device on Customer Property	0	0	0	0	\$0	\$0	\$0	\$0	0.0
Low-flow Showerheads	12	16,460	0	0	\$0	\$0	\$156	\$156	0.0
Faucet Aerators	7	4,597	0	0	\$0	\$0	\$30	\$30	0.0
Subtotal	98	1,913,089	6	135	\$11,412	\$24,847	\$60,081	\$96,340	
IEUA Locally Implemented Residential Programs									
Landscape Tune-Up Program (422 Nozzles)	63	4,763,354	15	29	\$0	\$15,086	\$9,450	\$24,536	1.1
Large Landscape Retrofit Program (16 WBIC/ 33 Nozzles)	11	263,197	1	7	\$0	\$7,989	\$1,346	\$9,335	10.4
Small Site Controller Upgrade Program (34 WBIC)	29	458,737	1	14	\$0	\$17,426	\$2,720	\$20,146	13.0
Residential Pressure Regulation Program	9	40,477	0	1	\$0	\$4,203	\$150	\$4,353	35.5
Subtotal	112	5,525,765	17	52	\$0	\$44,704	\$13,666	\$58,370	
SoCal Water\$mart Commercial Rebates									
High Efficiency Toilets (HET)	0	0	0	0	\$0	\$0	\$0	\$0	0.0
Waterless Urinals	0	0	0	0	\$0	\$0	\$0	\$0	0.0
Cooling Tower Controller	0	0	0	0	\$0	\$0	\$0	\$0	0.0
Weather Based Irrigation Controllers for Large Landscapes (0 Stations)	0	0	0	0	\$0	\$0	\$0	\$0	0.0
Irrigation Controller + Add on	0	0	0	0	\$0	\$0	\$0	\$0	0.0
Rotating Nozzles for Pop-up Spray Heads (0 App/ 0 Nozzles)	0	0	0	0	\$0	\$0	\$0	\$0	0.0
Large Rotary Nozzles	0	0	0	0	\$0	\$0	\$0	\$0	0.0
Central Computerized Irrigation Controller (0 Stations)	0	0	0	0	\$0	\$0	\$0	\$0	0.0
Laminar Flow Restrictor	0	0	0	0	\$0	\$0	\$0	\$0	0.0
Air-Cooled Ice Machine	0	0	0	0	\$0	\$0	\$0	\$0	0.0
Turf Replacement (7,433 sq. ft.)	1	319,619	1	29	\$0	\$7,433	\$14,866	\$22,299	8.0
Soil Moisture Sensor Systems (0 Stations)	0	0	0	0	\$0	\$0	\$0	\$0	0.0
Plumbing Flow Control	0	0	0	0	\$0	\$0	\$0	\$0	0.0
Subtotal	1	319,619	1	29	\$0	\$7,433	\$14,866	\$22,299	
Additional Water Use Efficiency Programming									
CBWCD Landscape Evaluation Audit Program	15	655,059	2	10	\$3,564	\$0	\$0	\$3,564	0.0
Customer Agency Implemented Programs (Indoor Leak Repair)	16	0	1	1	\$0	\$4,995	\$0	\$4,995	4.3
Subtotal	31	655,059	3	11	\$3,564	\$4,995	\$0	\$8,559	
FINAL TOTAL	242	8,413,532	27	228	\$14,976	\$81,979	\$88,613	\$185,568	

(1) Payback period = $\frac{\text{Total direct program costs}}{\text{AF saved/year} \times \text{MWD Tier II rate/AF}}$

Monte Vista Water District

IEUA Regional Conservation Programs Annual Report

Program	District Devices/ Rebates	Gallons Saved (year)	AF Saved (year)	AF Saved Lifetime	Funding Sources (dollars)				IEUA Payback Period (years)
					Outside Funding	IEUA	MWD	Total	
FY 2021-2022									
SoCal Water\$mart Residential Rebates									
High Efficiency Toilets (HET)	3	24,051	0	1	\$0	\$180	\$120	\$300	2.9
High Efficiency Clothes Washers (HECW)	79	888,240	3	38	\$0	\$1,350	\$6,715	\$8,065	0.6
Rotating Nozzles for Pop-up Spray Heads (0 Apps/ 0 Nozzles)	0	0	0	0	\$0	\$0	\$0	\$0	0.0
Weather based Irrigation Controllers (WBIC)	15	202,384	1	6	\$0	\$1,200	\$1,151	\$2,351	2.3
Weather based Irrigation Controllers for Large Landscapes (0 Stations)	0	0	0	0	\$0	\$0	\$0	\$0	0.0
Irrigation Controller + Add on	0	0	0	0	\$0	\$0	\$0	\$0	0.0
Hose Bib Controller	0	0	0	0	\$0	\$0	\$0	\$0	0.0
Turf Replacement (18,770 sq. ft.)	8	1,126,200	3	104	\$9,385	\$18,770	\$37,540	\$65,695	6.5
Rain Barrels	0	0	0	0	\$0	\$0	\$0	\$0	0.0
Cisterns	0	0	0	0	\$0	\$0	\$0	\$0	0.0
Soil Moisture Sensor Systems	0	0	0	0	\$0	\$0	\$0	\$0	0.0
Flow Monitor Device on Utility Meter	1	16,295	0	1	\$0	\$60	\$100	\$160	1.4
Flow Monitor Device on Customer Property	0	0	0	0	\$0	\$0	\$0	\$0	0.0
Subtotal	106	2,257,171	7	150	\$9,385	\$21,560	\$45,626	\$76,571	
IEUA Locally Implemented Residential Programs									
Landscape Tune-Up Program	85	6,426,748	20	39	\$0	\$23,929	\$10,650	\$34,579	1.5
Residential Landscape Retrofit Program (27 WBIC/ 31 Nozzles)	14	408,744	1	12	\$0	\$8,632	\$4,977	\$13,609	8.3
Res. Education, Survey, and Controller Upgrade Program (43 WBIC)	37	580,167	2	18	\$0	\$21,392	\$3,280	\$24,672	14.5
Residential Pressure Regulation Program	3	13,492	0	0	\$0	\$1,862	\$75	\$1,937	54.2
Leak Detection Pilot Program	3	73,328	0	2	\$0	\$514	\$0	\$514	2.8
Subtotal	142	7,502,479	23	72	\$0	\$56,329	\$18,982	\$75,311	
SoCal Water\$mart Commercial Rebates									
High Efficiency Toilets (HET)	0	0	0	0	\$0	\$0	\$0	\$0	0.0
Waterless Urinals	0	0	0	0	\$0	\$0	\$0	\$0	0.0
Cooling Tower Controller	0	0	0	0	\$0	\$0	\$0	\$0	0.0
Weather Based Irrigation Controllers for Large Landscapes (3 Stations)	1	17,501	0	1	\$0	\$45	\$105	\$150	1.0
Rotating Nozzles for Pop-up Spray Heads (0 App/ 0 Nozzles)	0	0	0	0	\$0	\$0	\$0	\$0	0.0
Large Rotary Nozzles	0	0	0	0	\$0	\$0	\$0	\$0	0.0
Central Computerized Irrigation Controller (0 Stations)	0	0	0	0	\$0	\$0	\$0	\$0	0.0
Laminar Flow Restrictor	0	0	0	0	\$0	\$0	\$0	\$0	0.0
Air-Cooled Ice Machine	0	0	0	0	\$0	\$0	\$0	\$0	0.0
Turf Replacement (12,132 sq. ft.)	2	521,676	2	48	\$0	\$12,132	\$24,264	\$36,396	9.1
Soil Moisture Sensor Systems (0 Stations)	0	0	0	0	\$0	\$0	\$0	\$0	0.0
Plumbing Flow Control	0	0	0	0	\$0	\$0	\$0	\$0	0.0
Subtotal	3	539,177	2	49	\$0	\$12,177	\$24,369	\$36,546	
Additional Water Use Efficiency Programming									
CBWCD Landscape Evaluation Audit Program	13	475,814	1	7	\$3,206	\$0	\$0	\$3,206	0.0
Customer Agency Implemented - MVWD CII Nozzle Retrofit Program (54 Nozzles)	3	77,434	0	1	\$496	\$496	\$0	\$991	2.5
Subtotal	16	553,248	2	8	\$3,702	\$496	\$0	\$4,197	
FINAL TOTAL	267	10,852,074	33	279	\$13,087	\$90,562	\$88,977	\$192,625	

⁽¹⁾ Payback period = $\frac{\text{Total direct program costs}}{\text{AF saved/year} \times \text{MWD Tier II rate/AF}}$

Monte Vista Water District

IEUA Regional Conservation Programs Annual Report

Program	District Devices/ Rebates	Gallons Saved (year)	AF Saved (year)	AF Saved Lifetime	Funding Sources (dollars)				IEUA Payback Period (years)
					Outside Funding	IEUA	MWD	Total	
FY 2020-2021									
SoCal Water\$mart Residential Rebates									
High Efficiency Toilets (HET)	6	48,103	0	3	\$0	\$360	\$240	\$600	2.9
High Efficiency Clothes Washers (HECW)	65	730,831	2	31	\$0	\$4,875	\$5,525	\$10,400	2.6
Rotating Nozzles for Pop-up Spray Heads (0 Apps/ 0 Nozzles)	0	0	0	0	\$0	\$0	\$0	\$0	0.0
Weather based Irrigation Controllers (WBIC)	16	215,876	1	7	\$0	\$1,280	\$1,280	\$2,560	2.3
Hose Bib Controller	0	0	0	0	\$0	\$0	\$0	\$0	0.0
Turf Replacement (16,099 sq. ft.)	6	965,940	3	89	\$8,050	\$16,099	\$32,198	\$56,347	6.5
Rain Barrels	1	619	0	0	\$0	\$0	\$35	\$35	0.0
Cisterns	0	0	0	0	\$0	\$0	\$0	\$0	0.0
Soil Moisture Sensor Systems	0	0	0	0	\$0	\$0	\$0	\$0	0.0
IEUA Locally Implemented Residential Programs									
Landscape Tune-Up Program	119	8,997,447	28	55	\$0	\$24,212	\$17,850	\$42,062	1.1
Residential Landscape Retrofit Program (36 WBIC/ 191 Nozzles)	25	759,608	2	19	\$0	\$18,065	\$3,516	\$21,581	9.3
Res. Education, Survey, and Controller Upgrade Program (92 WBIC)	89	1,241,288	4	38	\$0	\$41,451	\$12,681	\$54,132	13.1
Residential Pressure Regulation Program	4	17,990	0	1	\$0	\$2,318	\$100	\$2,418	50.6
Leak Detection Pilot Program	29	708,833	2	22	\$0	\$2,191	\$2,778	\$4,968	1.2
Subtotal	360	13,686,534	42	265	8,050	\$110,851	\$76,203	\$195,103	
SoCal Water\$mart Commercial Rebates									
High Efficiency Toilets (HET)	0	0	0	0	\$0	\$0	\$0	\$0	0.0
Waterless Urinals	0	0	0	0	\$0	\$0	\$0	\$0	0.0
Cooling Tower Controller	0	0	0	0	\$0	\$0	\$0	\$0	0.0
Weather Based Irrigation Controllers (WBIC)	6	25,225	0.08	1	\$0	\$90	\$210	\$300	1.4
Rotating Nozzles for Pop-up Spray Heads (0 App/ 0 Nozzles)	0	0	0	0	\$0	\$0	\$0	\$0	0.0
Large Rotary Nozzles	0	0	0	0	\$0	\$0	\$0	\$0	0.0
Central Computerized Irrigation Controller	0	0	0	0	\$0	\$0	\$0	\$0	0.0
Laminar Flow Restrictor	0	0	0	0	\$0	\$0	\$0	\$0	0.0
Air-Cooled Ice Machine	0	0	0	0	\$0	\$0	\$0	\$0	0.0
Turf Replacement (18,022 sq. ft.)	3	774,946	2	71	\$0	\$18,022	\$36,044	\$54,066	9.1
Soil Moisture Sensor Systems	0	0	0	0	\$0	\$0	\$0	\$0	0.0
Plumbing Flow Control	0	0	0	0	\$0	\$0	\$0	\$0	0.0
Subtotal	9	800,171	2	72	\$0	\$18,112	\$36,254	\$54,366	
TOTAL	369	14,486,705	44	337	\$8,050	\$128,963	\$112,457	\$249,469	

⁽¹⁾ Payback period =
$$\frac{\text{Total direct program costs}}{\text{AF saved/year} \times \text{MWD Tier II rate/AF}}$$

Monte Vista Water District

IEUA Regional Conservation Programs Annual Report

Program	District Devices/ Rebates	Gallons Saved (year)	AF Saved (year)	AF Saved Lifetime	Funding Sources (dollars)				IEUA Payback Period (years)
					Outside Funding	IEUA	MWD	Total	
FY 2019-2020									
SoCal Water\$mart Residential Rebates									
High Efficiency Toilets (HET)	29	232,497	1	14	\$0	\$1,740	\$1,160	\$2,900	2.9
High Efficiency Clothes Washers (HECW)	25	281,089	1	12	\$0	\$1,875	\$2,125	\$4,000	2.6
Rotating Nozzles for Pop-up Spray Heads (0 Apps/ 0 Nozzles)	0	0	0	0	\$0	\$0	\$0	\$0	0.0
Weather based Irrigation Controllers (WBIC)	12	161,907	0	5	\$0	\$960	\$960	\$1,920	2.3
Turf Replacement (29,699 sq. ft.)	16	1,277,057	4	39	\$11,725	\$23,450	\$59,398	\$94,573	7.2
Rain Barrels	1	619	0	0	\$0	\$0	\$35	\$35	0.0
Cisterns	0	0	0	0	\$0	\$0	\$0	\$0	0.0
Soil Moisture Sensor Systems	0	0	0	0	\$0	\$0	\$0	\$0	0.0
IEUA Locally Implemented Residential Programs									
Landscape Tune-Up Program	27	2,041,438	6	13	\$0	\$5,633	\$4,050	\$9,683	1.1
Residential Landscape Retrofit Program (19 WBIC/ 38 Nozzles)	11	310,843	1	9	\$0	\$5,737	\$4,349	\$10,086	7.2
Res. Education, Survey, and Controller Upgrade Program (24 WBIC)	23	323,814	1	10	\$0	\$9,621	\$5,029	\$14,650	11.7
Residential Pressure Regulation Program	1	4,497	0	0	\$0	\$297	\$260	\$557	25.9
Leak Detection Pilot Program	25	611,063	2	19	\$0	\$4,283	\$0	\$4,283	2.8
Subtotal	170	5,244,824	16	121	11,725	\$53,596	\$77,366	\$142,687	
SoCal Water\$mart Commercial Rebates									
High Efficiency Toilets (HET)	2	16,034	0	1	\$0	\$120	\$80	\$200	2.9
Waterless Urinals	0	0	0	0	\$0	\$0	\$0	\$0	0.0
Cooling Tower Controller	0	0	0	0	\$0	\$0	\$0	\$0	0.0
Weather Based Irrigation Controllers (WBIC)	0	0	0.00	0	\$0	\$0	\$0	\$0	0.0
Rotating Nozzles for Pop-up Spray Heads (0 App/ 0 Nozzles)	0	0	0	0	\$0	\$0	\$0	\$0	0.0
Large Rotary Nozzles	0	0	0	0	\$0	\$0	\$0	\$0	0.0
Central Computerized Irrigation Controller	0	0	0	0	\$0	\$0	\$0	\$0	0.0
Laminar Flow Restrictor	0	0	0	0	\$0	\$0	\$0	\$0	0.0
Air-Cooled Ice Machine	0	0	0	0	\$0	\$0	\$0	\$0	0.0
Turf Replacement (0 Apps)	0	0	0	0	\$0	\$0	\$0	\$0	0.0
Soil Moisture Sensor Systems	0	0	0	0	\$0	\$0	\$0	\$0	0.0
Plumbing Flow Control	0	0	0	0	\$0	\$0	\$0	\$0	0.0
Subtotal	2	16,034	0	1	\$0	\$120	\$80	\$200	
TOTAL	172	5,260,859	16	122	\$11,725	\$53,716	\$77,446	\$142,887	

(1) Payback period = $\frac{\text{Total direct program costs}}{\text{AF saved/year} \times \text{MWD Tier II rate/AF}}$

Monte Vista Water District IEUA Regional Conservation Programs Annual Report

Program	District Devices/ Rebates	Gallons Saved (year)	AF Saved (year)	AF Saved Lifetime	Funding Sources (dollars)				IEUA Payback Period (years)
					Outside Funding	IEUA	MWD	Total	
FY 2018-2019									
SoCal Water\$mart Residential Rebates									
High Efficiency Toilets (HET)	12	96,206	0	6	\$0	\$720	\$480	\$1,200	3.1
High Efficiency Clothes Washers (HECW)	44	494,716	2	21	\$0	\$3,300	\$3,740	\$7,040	2.7
Rotating Nozzles for Pop-up Spray Heads (1 App/ 30 Nozzles)	1	43,019	0	1	\$0	\$90	\$60	\$150	0.9
Weather based Irrigation Controllers (WBIC)	11	148,415	0	5	\$0	\$880	\$880	\$1,760	2.4
Turf Removal (5,970 Sq. Ft.)	6	256,710	1	8	\$2,985	\$5,970	\$9,369	\$18,324	9.5
Rain Barrels	0	0	0	0	\$0	\$0	\$0	\$0	0.0
Cisterns	0	0	0	0	\$0	\$0	\$0	\$0	0.0
Soil Moisture Sensor Systems	0	0	0	0	\$0	\$0	\$0	\$0	0.0
IEUA Locally Implemented Residential Programs									
Landscape Tune-Up Program (17 Small Sites/ 1 Large Site)	18	N/A	N/A	N/A	\$9,743	\$0	\$0	\$9,743	0.0
Residential Landscape Retrofit Program (6 WBIC/ 40 Nozzles)	3	138,312	0	3	\$1,356	\$0	\$1,411	\$2,768	0.0
Res. Education, Survey, and Controller Upgrade Program (37 WBIC)	30	499,214	2	15	\$0	\$12,549	\$7,692	\$20,241	10.3
Residential Pressure Regulation Program	0	0	0	0	\$0	\$0	\$0	\$0	0.0
Subtotal	125	1,676,591	8	59	\$14,084	\$23,509	\$23,632	\$61,225	9.9
SoCal Water\$mart Commercial Rebates									
High Efficiency Toilets (HET)	0	0	0	0	\$0	\$0	\$0	\$0	0.0
Waterless Urinals	0	0	0	0	\$0	\$0	\$0	\$0	0.0
Cooling Tower Controller	0	0	0	0	\$0	\$0	\$0	\$0	0.0
Weather Based Irrigation Controllers (WBIC)	0	0	0	0	\$0	\$0	\$0	\$0	0.0
Rotating Nozzles for Pop-up Spray Heads (0 Apps/ 0 Nozzles)	0	0	0	0	\$0	\$0	\$0	\$0	0.0
Large Rotary Nozzles	0	0	0	0	\$0	\$0	\$0	\$0	0.0
Central Computerized Irrigation Controller	0	0	0	0	\$0	\$0	\$0	\$0	0.0
Laminar Flow Restrictor	0	0	0	0	\$0	\$0	\$0	\$0	0.0
Air-Cooled Ice Machine	0	0	0	0	\$0	\$0	\$0	\$0	0.0
Turf Removal (0 Sq. Ft.)	0	0	0	0	\$0	\$0	\$0	\$0	0.0
Soil Moisture Sensor Systems	0	0	0	0	\$0	\$0	\$0	\$0	0.0
Plumbing Flow Control	0	0	0	0	\$0	\$0	\$0	\$0	0.0
Subtotal	0	0	0	0	\$0	\$3,608	\$0	\$3,608	
TOTAL	125	1,676,591	8	59	\$14,084	\$27,117	\$23,632	\$64,833	

⁽¹⁾ Payback period =
$$\frac{\text{Total direct program costs}}{\text{AF saved/year} \times \text{MWD Tier II rate/AF}}$$

Monte Vista Water District IEUA Regional Conservation Programs Annual Report

Program	District Devices/ Rebates	Gallons Saved (year)	AF Saved (year)	AF Saved Lifetime	Funding Sources (dollars)				Payback Period (years) ⁽¹⁾
					Outside Funding	IEUA	MWD	Total	
FY 2017-2018									
SoCal Water\$mart Residential Rebates									
High Efficiency Toilets (HET)	21	168,360	1	10	\$0	\$1,260	\$840	\$2,100	5.3
High Efficiency Clothes Washers (HECW)	37	416,011	1	18	\$0	\$2,405	\$3,145	\$5,550	5.6
Rotating Nozzles for Pop-up Spray Heads (0 Apps/ 0 Nozzles)	0	0	0	0	\$0	\$0	\$0	\$0	0.0
Weather based Irrigation Controllers (WBIC)	7	0	0	0	\$0	\$490	\$560	\$1,050	0.0
Turf Removal (0 Sq. Ft.)	0	0	0	0	\$0	\$0	\$0	\$0	0.0
Rain Barrels	0	0	0	0	\$0	\$0	\$0	\$0	0.0
Cisterns	0	0	0	0	\$0	\$0	\$0	\$0	0.0
Soil Moisture Sensor Systems	0	0	0	0	\$0	\$0	\$0	\$0	0.0
IEUA Locally Implemented Residential Programs									
FreeSprinklerNozzles.com Program (\$3,486.00 Total Cost)	996	1,428,224	4	22	\$0	\$1,494	\$1,992	\$3,486	1.0
Residential Landscape Retrofit Program (7 WBIC/ 40 Nozzles)	2	151,804	0	3	\$958	\$38	\$920	\$1,916	5.3
Residential Education, Survey, and Controller Upgrade Program (50 W)	43	674,613	2	21	\$0	\$25,465	\$4,850	\$30,315	19.0
Residential Pressure Regulation Program	3	115,369	0	4	\$0	\$733	\$650	\$1,383	5.1
Subtotal	1,109	2,954,381	9	78	\$958	\$31,885	\$12,957	\$45,800	
SoCal Water\$mart Commercial Rebates									
High Efficiency Toilets (HET)	0	0	0	0	\$0	\$0	\$0	\$0	0.0
Waterless Urinals	0	0	0	0	\$0	\$0	\$0	\$0	0.0
Cooling Tower Controller	0	0	0	0	\$0	\$0	\$0	\$0	0.0
Weather Based Irrigation Controllers (WBIC)	0	0	0.00	0	\$0	\$0	\$0	\$0	0.0
Rotating Nozzles for Pop-up Spray Heads (0 Apps/ 0 Nozzles)	0	0	0	0	\$0	\$0	\$0	\$0	0.0
Large Rotary Nozzles	0	0	0	0	\$0	\$0	\$0	\$0	0.0
Central Computerized Irrigation Controller	0	0	0	0	\$0	\$0	\$0	\$0	0.0
Laminar Flow Restrictor	0	0	0	0	\$0	\$0	\$0	\$0	0.0
Air-Cooled Ice Machine	0	0	0	0	\$0	\$0	\$0	\$0	0.0
Turf Removal (0 Sq. Ft.)	0	0	0	0	\$0	\$0	\$0	\$0	0.0
Soil Moisture Sensor Systems	0	0	0	0	\$0	\$0	\$0	\$0	0.0
Plumbing Flow Control	0	0	0	0	\$0	\$0	\$0	\$0	0.0
IEUA Locally Implemented Commercial Programs									
FreeSprinklerNozzles.com Program (\$43,155.50 Total Cost)	8,933	12,809,565	39	197	\$0	\$25,290	\$17,866	\$43,156	1.4
Subtotal	8,933	12,809,565	39	197	\$0	\$25,290	\$17,866	\$43,156	
TOTAL	10,042	15,763,946	48	274	\$958	\$57,174	\$30,823	\$88,956	

⁽¹⁾ Payback period =
$$\frac{\text{Total direct program costs}}{\text{AF saved/year} \times \text{MWD Tier II rate/AF}}$$

Monte Vista Water District IEUA Regional Conservation Programs Annual Report

Program	District Devices/ Rebates	Gallons Saved (year)	AF Saved (year)	AF Saved Lifetime	Funding Sources (dollars)				Payback Period (years) ⁽¹⁾
					Outside Funding	IEUA	MWD	Total	
FY 2016-2017									
SoCal Water\$mart Residential Rebates									
High Efficiency Toilets (HET)	23	184,394	1	11	\$0	\$1,858	\$920	\$2,778	6.6
High Efficiency Clothes Washers (HECW)	44	494,716	2	21	\$0	\$585	\$3,740	\$4,325	3.8
Rotating Nozzles for Pop-up Spray Heads	0	0	0	0	\$0	\$0	\$0	\$0	0.0
Weather based Irrigation Controllers (WBIC)	4	53,969	0.17	2	\$0	\$210	\$320	\$530	4.3
Turf Removal (11,878 Sq. Ft.)	8	503,235	2	15	\$0	\$0	\$23,756	\$23,756	20.7
Rain Barrels	15	9,288	0.03	0.14	\$0	\$0	\$1,100	\$1,100	51.9
Cisterns	0	0	0	0	\$0	\$0	\$0	\$0	0.0
Soil Moisture Sensor Systems	0	0	0	0	\$0	\$0	\$0	\$0	0.0
IEUA Locally Implemented Residential Programs									
FreeSprinklerNozzles.com Program	1,064	1,525,733	5	23	\$0	\$1,755	\$2,128	\$3,883	1.1
Residential Landscape Retrofit Program (24 WBIC/232 Nozzles)	15	656,492.96	2	15	\$7,113	\$103	\$7,009	\$14,225	9.5
Residential Education, Survey, and Controller Upgrade Program	41	553,182.66	2	17	\$0	\$17,340	\$7,745	\$25,085	19.9
Residential Pressure Regulation Program	1	0	0	0	\$0	\$145	\$0	\$145	0.0
Subtotal	1,215	3,981,012	12	105	\$7,113	\$21,997	\$46,718	\$75,827	
SoCal Water\$mart Commercial Rebates									
High Efficiency Toilets (HET)	0	0	0	0	\$0	\$0	\$0	\$0	0.0
Waterless Urinals	0	0	0	0	\$0	\$0	\$0	\$0	0.0
Cooling Tower Controller	0	0	0	0	\$0	\$0	\$0	\$0	0.0
Weather Based Irrigation Controllers (WBIC)	0	0	0	0	\$0	\$0	\$0	\$0	0.0
Rotating Nozzles for Pop-up Spray Heads	0	0	0	0	\$0	\$0	\$0	\$0	0.0
Large Rotary Nozzles	0	0	0	0	\$0	\$0	\$0	\$0	0.0
Central Computerized Irrigation Controller	0	0	0	0	\$0	\$0	\$0	\$0	0.0
Laminar Flow Restrictor	0	0	0	0	\$0	\$0	\$0	\$0	0.0
Air-Cooled Ice Machine	0	0	0	0	\$0	\$0	\$0	\$0	0.0
Turf Removal (22,508 Sq. Ft.)	2	953,596	3	29	\$0	\$5,379	\$22,508	\$27,887	12.8
Soil Moisture Sensor Systems	0	0	0	0	\$0	\$0	\$0	\$0	0.0
Plumbing Flow Control	641	877,388	3	27	\$0	\$3,205	\$3,205	\$6,410	3.2
IEUA Locally Implemented Commercial Programs									
FreeSprinklerNozzles.com Program	0	0	0	0	\$0	\$0	\$0	\$0	0.0
Subtotal	643	1,830,984	6	56	\$0	\$8,584	\$25,713	\$34,297	
TOTAL	1,858	5,811,996	18	161	\$7,113	\$30,581	\$72,431	\$110,124	

⁽¹⁾ Payback period =
$$\frac{\text{Total direct program costs}}{\text{AF saved/year} \times \text{MWD Tier II rate/AF}}$$

Monte Vista Water District

IEUA Regional Conservation Programs Annual Report

Program	District Devices/ Rebates	Gallons Saved (year)	AF Saved (year)	AF Saved Lifetime	Funding Sources (dollars)				Payback Period (years) ⁽¹⁾
					Outside Funding	IEUA	MWD	Total	
FY 2015-2016									
SoCal Water\$mart Residential Rebates									
High Efficiency Toilets (HET)	839	11,620,779	36	713	\$0	\$53,130	\$81,914	\$135,044	5.3
High Efficiency Clothes Washers (HECW)	68	764,561	2	33	\$0	\$585	\$5,695	\$6,280	3.7
Rotating Nozzles for Pop-up Spray Heads	0	0	0	0	\$0	\$0	\$0	\$0	0.0
Weather based Irrigation Controllers (WBIC)	7	741,423	2	23	\$0	\$219	\$560	\$779	0.5
Turf Removal (123,493 Sq. Ft.)	43	5,232,028	16	161	\$0	\$0	\$201,306	\$201,306	17.4
Rain Barrels	21	13,003	0.04	0.20	\$0	\$0	\$1,564	\$1,564	54.4
Soil Moisture Sensor Systems	0	0	0	0	\$0	\$0	\$0	\$0	0.0
IEUA Locally Implemented Residential Programs									
FreeSprinklerNozzles.com Program	1,154	1,654,790	5	25	\$0	\$1,846	\$2,308	\$4,154	1.1
Residential Landscape Retrofit Program (116 WBIC/1,849 Nozzles)	81	14937822.04	46	418	\$37,313	\$0	\$37,313	\$74,626	2.3
Landscape Transformation Program (1,000 Sq. Ft.)	1	42,367	0.13	1	\$300	\$2,950	\$0	\$3,250	34.7
Residential Pressure Regulation Program	0	0	0	0	\$0	\$0	\$0	\$0	0.0
Subtotal	2,214	35,006,773	107	1,374	\$37,613	\$58,731	\$330,660	\$427,004	
SoCal Water\$mart Commercial Rebates									
High Efficiency Toilets (HET)	497	6,883,823	21	422	\$0	\$22,550	\$61,370	\$83,920	5.5
Waterless Urinals	17	679,795	2	42	\$0	\$491	\$3,400	\$3,891	2.6
Cooling Tower Controller	0	0	0	0	\$0	\$0	\$0	\$0	0.0
Weather Based Irrigation Controllers (WBIC)	8	847,340	3	26	\$0	\$504	\$3,080	\$3,584	1.9
Rotating Nozzles for Pop-up Spray Heads	0	0	0	0	\$0	\$0	\$0	\$0	0.0
Large Rotary Nozzles	0	0	0	0	\$0	\$0	\$0	\$0	0.0
Central Computerized Irrigation Controller	0	0	0	0	\$0	\$0	\$0	\$0	0.0
Laminar Flow Restrictor	0	0	0	0	\$0	\$0	\$0	\$0	0.0
Air-Cooled Ice Machine	0	0	0	0	\$0	\$0	\$0	\$0	0.0
Turf Removal (246,138 Sq. Ft.)	11	10,428,129	32	320	\$0	\$137,463	\$448,906	\$586,369	25.4
Soil Moisture Sensor Systems	0	0	0	0	\$0	\$0	\$0	\$0	0.0
Plumbing Flow Control	2,259	3,092,074	9	95	\$0	\$4,650	\$4,650	\$9,300	1.4
IEUA Locally Implemented Commercial Programs									
FreeSprinklerNozzles.com Program	100	143,396	0.44	2	\$0	\$160	\$200	\$360	1.1
Subtotal	2,892	22,074,556	68	907	\$0	\$165,818	\$521,606	\$687,424	
TOTAL	5,106	57,081,330	175	2,281	\$37,613	\$224,549	\$852,266	\$1,114,428	

⁽¹⁾ Payback period =
$$\frac{\text{Total direct program costs}}{\text{AF saved/year} \times \text{MWD Tier II rate/AF}}$$

Monte Vista Water District IEUA Regional Conservation Programs Annual Report

Program	District Devices/ Rebates	Gallons Saved (year)	AF Saved (year)	AF Saved Lifetime	Funding Sources (dollars)				Payback Period (years) ⁽¹⁾
					Outside Funding	IEUA	MWD	Total	
FY 2014-2015									
SoCal Water\$mart Residential Rebates									
High Efficiency Toilets (HET)	66	914,150	3	56	\$0	\$3,300	\$3,300	\$6,600	3.1
High Efficiency Clothes Washers (HECW)	51	458,737	1	21	\$0	\$3,315	\$4,335	\$7,650	7.2
Rotating Nozzles for Pop-up Spray Heads	15	19,551	0.06	0.30	\$0	\$15	\$60	\$75	1.7
Weather based Irrigation Controllers (WBIC)	3	317,753	1	10	\$0	\$210	\$240	\$450	0.6
Turf Removal (6,908 Sq. Ft.)	3	977,700	1	9	\$0	\$0	\$12,770	\$12,770	19.1
Rain Barrels	5	529,508	2	16	\$0	\$0	\$375	\$375	0.2
IEUA Locally Implemented Residential Programs									
FreeSprinklerNozzles.com Program	2,426	3,162,058	10	49	\$0	\$0	\$8,190	\$8,190	1.1
Residential Landscape Retrofit Program (112 WBIC/1,785 Nozzles)	72	14,339,600	44	403	\$64,912	\$0	\$64,912	\$129,825	3.9
Landscape Transformation Program (19,028 Sq. Ft.)	21	306,607	1	9	\$0	\$25,417	\$38,056	\$63,473	84.4
Subtotal	2,662	21,025,663	63	573	\$64,912	\$32,257	\$132,238	\$229,407	
SoCal Water\$mart Commercial Rebates									
High Efficiency Toilets (HET)	0	0	0	0	\$0	\$90	\$200	\$290	0.0
Waterless Urinals	0	0	0	0	\$0	\$0	\$0	\$0	0.0
Cooling Tower Controller	0	0	0	0	\$0	\$0	\$0	\$0	0.0
Weather Based Irrigation Controllers (WBIC)	0	0	0	0	\$0	\$0	\$184	\$0	0.0
Rotating Nozzles for Pop-up Spray Heads	0	0	0	0	\$0	\$0	\$0	\$0	0.0
Large Rotary Nozzles	0	0	0	0	\$0	\$0	\$0	\$0	0.0
Central Computerized Irrigation Controller	0	0	0	0	\$0	\$0	\$0	\$0	0.0
Laminar Flow Restrictor	0	0	0	0	\$0	\$0	\$0	\$0	0.0
Air-Cooled Ice Machine	1	65,180	0.2	1	\$0	\$930	\$1,000	\$1,930	12.8
Turf Removal (15,020 Sq. Ft.)	5	636,352	2	20	\$0	\$15,020	\$30,040	\$45,060	30.7
IEUA Locally Implemented Commercial Programs									
FreeSprinklerNozzles.com Program	200	260,720	1	4	\$0	\$0	\$650	\$650	1.1
Subtotal	206	962,252	3	25	\$0	\$16,040	\$32,074	\$47,931	
TOTAL	2,868	21,987,915	66	598	\$64,912	\$48,297	\$164,312	\$277,338	

⁽¹⁾ Payback period =
$$\frac{\text{Total direct program costs}}{\text{AF saved/year} \times \text{MWD Tier II rate/AF}}$$

Monte Vista Water District IEUA Regional Conservation Programs Annual Report

Program	District Devices/ Rebates	Gallons Saved (year)	AF Saved (year)	AF Saved Lifetime	Funding Sources (dollars)			Payback Period (years) ⁽¹⁾	
					Outside Funding	IEUA	MWD		Total
FY 2013-2014									
SoCal Water\$mart Residential Rebates									
High Efficiency Toilets (HET)	39	540,098	2	33	\$0	\$1,950	\$1,950	\$3,900	3.1
High Efficiency Clothes Washers (HECW)	38	341,753	1	16	\$0	\$2,470	\$3,230	\$5,700	7.2
Rotating Nozzles for Pop-up Spray Heads	2	2,607	0	0	\$0	\$2	\$8	\$10	1.7
Weather based Irrigation Controllers (WBIC)	2	211,803	1	7	\$0	\$140	\$160	\$300	0.6
Rain Barrels	0	0	0	0	\$0	\$0	\$0	\$0	0.0
IEUA Locally Implemented Residential Programs									
FreeSprinklerNozzles.com Program	712	928,024	3	14	\$0	\$0	\$7,394	\$7,394	3.5
Residential Landscape Retrofit Program (55 WBIC/347 Nozzles)	32	6,192,100	19	188	\$15,310	\$0	\$15,310	\$30,619	2.1
Landscape Transformation Program (6,720 Sq. Ft.)	7	306,607	1	9	\$0	\$13,414	\$6,720	\$20,134	28.5
Subtotal	832	8,522,991	26	267	\$15,310	\$17,976	\$34,771	\$68,056	
SoCal Water\$mart Commercial Rebates									
High Efficiency Toilets (HET)	2	27,697	0.09	2	\$0	\$90	\$200	\$290	4.5
Waterless Urinals	0	0	0	0	\$0	\$0	\$0	\$0	0.0
Cooling Tower Controller	0	0	0	0	\$0	\$0	\$0	\$0	0.0
Weather Based Irrigation Controllers (WBIC)	2	211,803	1	7	\$0	\$0	\$184	\$0	0.0
Rotating Nozzles for Pop-up Spray Heads	48	62,563	0.19	1	\$0	\$48	\$192	\$240	1.7
Large Rotary Nozzles	0	0	0	0	\$0	\$0	\$0	\$0	0.0
Central Computerized Irrigation Controller	0	0	0	0	\$0	\$0	\$0	\$0	0.0
Laminar Flow Restrictor	0	0	0	0	\$0	\$0	\$0	\$0	0.0
Air-Cooled Ice Machine	0	65,170	0	1	\$0	\$0	\$0	\$0	0.0
Turf Removal	0	0	0	0	\$0	\$0	\$0	\$0	0.0
IEUA Locally Implemented Commercial Programs									
FreeSprinklerNozzles.com Program	1,460	1,902,970	6	29	\$0	\$0	\$4,745	\$4,745	1.1
Subtotal	1,512	2,270,204	7	40	\$0	\$138	\$5,321	\$5,276	
TOTAL	2,344	10,793,195	33	307	\$15,310	\$18,114	\$40,092	\$73,332	

⁽¹⁾ Payback period =
$$\frac{\text{Total direct program costs}}{\text{AF saved/year} \times \text{MWD Tier II rate/AF}}$$

Monte Vista Water District IEUA Regional Conservation Programs Annual Report

Program	District Devices/ Rebates	Gallons Saved (year)	AF Saved (year)	AF Saved Lifetime	Funding Sources (dollars)				Payback Period (years) ⁽¹⁾
					Outside Funding	IEUA	MWD	Total	
FY 2012-2013									
SoCal Water\$mart Residential Rebates									
High Efficiency Toilets (HET)	0	0	0.00	0.00	\$0	\$0	\$0	\$0	0.0
High Efficiency Clothes Washers (HECW)	50	449,674	1.38	20.70	\$0	\$3,250	\$4,250	\$7,500	7.5
Rotating Nozzles for Pop-up Spray Heads	0	0	0.00	0.00	\$0	\$0	\$0	\$0	0.0
Weather based Irrigation Controllers (WBIC)	5	529,508	1.63	16.25	\$0	\$350	\$400	\$750	0.6
IEUA Locally Implemented Residential Programs									
FreeSprinklerNozzles.com Program	1,575	2,052,861	6.30	63.00	\$0	\$0	\$7,394	\$7,394	1.6
Residential Landscape Retrofit Program	20	5,214,400	16.00	145.00	\$10,305	\$1,678	\$11,982	\$23,965	2.1
Landscape Transformation Program (4,732 Sq. Ft.)	6	199,477	0.61	6.12	\$1,183	\$3,629	\$4,732	\$9,544	21.4
Subtotal	1,656	8,445,920	26	251	\$11,488	\$8,907	\$28,758	\$49,153	
IEUA High Efficiency Toilet (HET) Installation Prog.									
IEUA Multi-Family Direct Install Prog. (HET)	4	55,395	0.1700	3.4000	\$293	\$143	\$200	\$636	5.1
IEUA Single-Family Direct Install Prog. (HET)	96	1,329,472	4.0800	81.6000	\$7,041	\$3,423	\$4,800	\$15,264	5.1
Subtotal	100	1,384,867	4	85	\$7,334	\$3,566	\$5,000	\$15,900	
SoCal Water\$mart Commercial Rebates									
High Efficiency Toilets (HET)	11	152,335	0.47	9.35	\$0	\$550	\$550	\$1,100	3.2
Waterless Urinals	0	0	0.00	0.00	\$0	\$0	\$0	\$0	0.0
Cooling Tower Controller	0	0	0.00	0.00	\$0	\$0	\$0	\$0	0.0
High Efficiency Clothes Washers	0	0	0.00	0.00	\$0	\$0	\$0	\$0	0.0
Weather based Irrigation Controllers (WBIC)	0	0	0.00	0.00	\$0	\$0	\$0	\$0	0.0
Rotating Nozzles for Pop-up Spray Heads	0	0	0.00	0.00	\$0	\$0	\$0	\$0	0.0
Large Rotary Nozzles	0	0	0.00	0.00	\$0	\$0	\$0	\$0	0.0
Central Computerized Irrigation Controller	0	0	0.00	0.00	\$0	\$0	\$0	\$0	0.0
Laminar Flow Restrictor	30	224,837	0.69	3.45	\$0	\$300	\$300	\$600	1.2
Air-Cooled Ice Machine	1	65,170	0.20	1.40	\$0	\$930	\$1,000	\$1,930	13.3
IEUA Locally Implemented Commercial Programs									
Fontana Unified School Retrofit Program	0	0	0.00	0.00	\$0	\$0	\$0	\$0	0.0
FreeSprinklerNozzles.com Program	282	367,560	1.13	5.64	\$0	\$0	\$917	\$917	1.1
Subtotal	324	809,903	2	20	\$0	\$1,780	\$2,767	\$4,548	
TOTAL	2,080	10,640,690	33	356	\$18,822	\$14,253	\$36,524	\$69,600	

⁽¹⁾ Payback period =
$$\frac{\text{Total direct program costs}}{\text{AF saved/year} \times \text{MWD Tier II rate/AF}}$$

Monte Vista Water District IEUA Regional Conservation Programs Annual Report

Program	District Devices/ Rebates	Gallons Saved (year)	AF Saved (year)	AF Saved Lifetime	Funding Sources (dollars)				Payback Period (years) ⁽¹⁾
					Outside Funding	IEUA	MWD	Total	
FY 2011-2012									
Residential Rebate Programs									
High Efficiency Clothes Washers (HECW)	54	485,648	1.49	22.36	\$0	\$0	\$4,590	\$4,590	4.5
Rotating Nozzles for Pop-up Spray Heads	40	52,136	0.16	0.80	\$0	\$80	\$120	\$200	1.8
Weather Based Irrigation Controllers (WBIC)	1	105,902	0.33	3.25	\$0	\$45	\$80	\$125	0.6
FreeSprinklerNozzles.com Program	2,197	2,863,579	8.79	87.88	\$0	\$0	\$6,825	\$6,825	1.1
Residential Landscape Retrofit Program	3	977,700	3.00	25.00	\$0	\$2,167	\$1,858	\$4,025	2.0
Subtotal	2,295	4,484,965	14	139	\$0	\$2,292	\$13,473	\$15,765	
IEUA Multi-Family Direct Install Prog. (HET)									
IEUA Multi-Family Direct Install Prog. (HET)	9	124,638	0.38	7.65	\$660	\$321	\$450	\$1,431	7.5
IEUA Single-Family Direct Install Prog. (HET)	143	1,980,359	6.08	121.55	\$10,488	\$5,099	\$7,150	\$22,737	7.5
Subtotal	152	2,104,997	6	129	\$11,148	\$5,420	\$7,600	\$24,168	
CII Save-A-Buck Rebate Program									
High Efficiency Toilets (HET)	0	0	0.00	0.00	\$0	\$0	\$0	\$0	0.0
Waterless Urinals	5	199,910	0.61	12.27	\$0	\$250	\$1,000	\$1,250	3.0
Conductivity Controller	0	0	0.00	0.00	\$0	\$0	\$0	\$0	0.0
High Efficiency Clothes Washers	0	0	0.00	0.00	\$0	\$0	\$0	\$0	0.0
Weather Based Irrigation Controllers (WBIC)	17	1,800,327	5.53	55.25	\$0	\$6,120	\$10,200	\$16,320	4.3
Rotating Nozzles for Pop-up Spray Heads	0	0	0.00	0.00	\$0	\$0	\$0	\$0	0.0
Large Rotary Nozzles	0	0	0.00	0.00	\$0	\$0	\$0	\$0	0.0
FreeSprinklerNozzles.com Program	2,889	3,765,534	11.56	115.56	\$0	\$0	\$37,557	\$37,557	4.8
Central Computerized Irrigation Controller	0	0	0.00	0.00	\$0	\$0	\$0	\$0	0.0
Subtotal	2,911	5,765,771	18	183	\$1	\$6,370	\$48,757	\$55,128	
TOTAL	5,358	12,355,733	38	452	\$11,149	\$14,082	\$69,830	\$95,061	

⁽¹⁾ Payback period =
$$\frac{\text{Total direct program costs}}{\text{AF saved/year} \times \text{MWD Tier II rate/AF}}$$

Monte Vista Water District IEUA Regional Conservation Programs Annual Report

Program	District Devices/ Rebates	Gallons Saved (year)	AF Saved (year)	AF Saved Lifetime	Funding Sources (dollars)				Payback Period (years) ⁽¹⁾
					Outside Funding	IEUA	MWD	Total	
FY 2010-2011									
Residential Rebate Programs									
High Efficiency Toilets (HET)	2	27,697	0.09	1.70	\$0	\$70	\$100	\$170	4.0
High Efficiency Clothes Washers (HECW)	94	845,388	2.59	38.92	\$0	\$0	\$7,990	\$7,990	6.2
Rotating Nozzles for Pop-up Spray Heads	150	195,511	0.60	3.00	\$0	\$300	\$450	\$750	2.5
Weather Based Irrigation Controllers (WBIC)	4	423,606	1.30	13.00	\$0	\$180	\$320	\$500	0.8
Synthetic Turf (Sq. Ft.)	0	0	0.00	0.00	\$0	\$0	\$0	\$0	0.0
FreeSprinklerNozzles.com Program	91	118,610	0.36	3.64	\$0	\$0	\$6,825	\$6,825	37.6
Residential Landscape Retrofit Program	10	2,933,100	9.00	85.00	\$0	\$5,662	\$5,482	\$11,144	2.5
Subtotal	351	4,543,912	14	145	\$0	\$6,212	\$21,167	\$27,379	
IEUA Multi-Family Direct Install Prog. (HET)									
IEUA Multi-Family Direct Install Prog. (HET)	11	152,335	0.47	9.35	807	392	550	1,749	7.5
Subtotal	11	152,335	0	9	\$807	\$392	\$550	\$1,749	
CII Save-A-Buck Rebate Program									
High Efficiency Toilets (HET)	1	13,849	0.04	0.85	\$0	\$135	\$165	\$300	14.2
Waterless Urinals	14	559,747	1.72	34.36	\$0	\$700	\$2,800	\$3,500	4.1
Conductivity Controller	0	0	0.00	0.00	\$0	\$0	\$0	\$0	0.0
Weather Based Irrigation Controllers (WBIC)	0	0	0.00	0.00	\$0	\$0	\$0	\$0	0.0
Synthetic Turf (Sq. Ft.)	0	0	0.00	0.00	\$0	\$0	\$0	\$0	0.0
Rotating Nozzles for Pop-up Spray Heads	0	0	0.00	0.00	\$0	\$0	\$0	\$0	0.0
Large Rotary Nozzles	0	0	0.00	0.00	\$0	\$0	\$0	\$0	0.0
Subtotal	15	573,596	2	35	\$0	\$835	\$2,965	\$3,800	
TOTAL	377	5,269,843	16	190	\$807	\$7,440	\$24,682	\$32,928	

⁽¹⁾ Payback period =
$$\frac{\text{Total direct program costs}}{\text{AF saved/year} \times \text{MWD Tier II rate/AF}}$$

Monte Vista Water District IEUA Regional Conservation Programs Annual Report

Program	District Devices/ Rebates	Gallons Saved (year)	AF Saved (year)	AF Saved Lifetime	Funding Sources (dollars)				Payback Period (years) ⁽¹⁾
					Outside Funding	IEUA	MWD	Total	
FY 2009-2010									
Residential Rebate Programs									
High Efficiency Toilets (HET)	35	484,703	1.49	29.75	\$0	\$1,225	\$1,750	\$2,975	4.0
High Efficiency Clothes Washers (HECW)	22	197,857	0.61	9.11	\$0	\$1,100	\$2,420	\$3,520	11.6
Rotating Nozzles for Pop-up Spray Heads	0	0	0.00	0.00	\$0	\$0	\$0	\$0	0.0
Weather Based Irrigation Controllers (WBIC)	0	0	0.00	0.00	\$0	\$0	\$0	\$0	0.0
Water Wise Landscape (Turf Buy Back) (Sq. Ft.)	0	0	0.00	0.00	\$0	\$0	\$0	\$0	0.0
Synthetic Turf (Sq. Ft.)	0	0	0.00	0.00	\$0	\$0	\$0	\$0	0.0
Subtotal	57	682,560	2	39	\$0	\$2,325	\$4,170	\$6,495	
IEUA Multi-Family Direct Install Prog. (HET)									
IEUA Multi-Family Direct Install Prog. (HET)	211	2,922,069	8.97	179.35	\$15,475	\$7,524	\$34,815	\$57,814	12.9
Subtotal	211	2,922,069	9	179	\$15,475	\$7,524	\$34,815	\$57,814	
CII Save-A-Buck Rebate Program									
ULFT Tank	0	0	0.00	0.00	\$0	\$0	\$0	\$0	0.0
High Efficiency Toilets (HET)	0	0	0.00	0.00	\$0	\$0	\$0	\$0	0.0
Waterless Urinals	0	0	0.00	0.00	\$0	\$0	\$0	\$0	0.0
High Efficiency Clothes Washers	0	0	0.00	0.00	\$0	\$0	\$0	\$0	0.0
Water Brooms	0	0	0.00	0.00	\$0	\$0	\$0	\$0	0.0
Weather Based Irrigation Controllers (WBIC)	4	423,606	1.30	13.00	\$0	\$990	\$1,650	\$2,640	4.1
Synthetic Turf (Sq. Ft.)	0	0	0.00	0.00	\$0	\$0	\$0	\$0	0.0
Rotating Nozzles for Pop-up Spray Heads	220	286,749	0.88	4.40	\$0	\$0	\$880	\$880	2.0
Pre-Rinse Nozzles	0	0	0.00	0.00	\$0	\$0	\$0	\$0	0.0
Subtotal	224	710,355	2	17	\$0	\$990	\$2,530	\$3,520	
TOTAL	492	4,314,984	13	236	\$15,475	\$10,839	\$41,515	\$67,829	

⁽¹⁾ Payback period =
$$\frac{\text{Total direct program costs}}{\text{AF saved/year} \times \text{MWD Tier II rate/AF}}$$

Monte Vista Water District IEUA Regional Conservation Programs Annual Report

Program	District Devices/ Rebates	Gallons Saved (year)	AF Saved (year)	AF Saved Lifetime	Funding Sources (dollars)				Payback Period (years) ⁽¹⁾
					Outside Funding	IEUA	MWD	Total	
FY 2008-2009									
Residential Rebate Programs									
Ultra Low Flush Toilets (ULFT)	0	0	0.00	0.00	\$0	\$0	\$0	\$0	0.0
High Efficiency Toilets (HET)	296	4,099,206	12.58	251.60	\$0	\$0	\$48,840	\$48,840	7.8
High Efficiency Clothes Washers (HECW)	68	611,557	1.88	28.15	\$0	\$0	\$7,480	\$7,480	8.0
Rotating Nozzles for Pop-up Spray Heads	171	222,882	0.68	3.42	\$0	\$0	\$684	\$684	2.0
Weather Based Irrigation Controllers (WBIC)	2	211,803	0.65	6.50	\$0	\$0	\$160	\$160	0.5
Water Wise Landscape (Turf Buy Back) (19,580 Sq. Ft.)	10	893,223	2.74	27.41	\$0	\$18,836	\$0	\$18,836	13.8
Synthetic Turf (3,529 Sq. Ft.)	3	160,990	0.49	4.94	\$0	\$1,059	\$1,319	\$2,378	9.7
Subtotal	550	6,199,661	19	322	\$0	\$19,895	\$58,483	\$78,378	
IEUA Multi-Family Direct Install Prog. (HET)									
IEUA Multi-Family Direct Install Prog. (HET)	122	1,689,537	5.19	103.70	\$8,947	\$4,351	\$20,130	\$33,428	12.9
Subtotal	122	1,689,537	5	104	\$8,947	\$4,351	\$20,130	\$33,428	
CII Save-A-Buck Rebate Program									
ULFT Flushometer	0	0	0.00	0.00	\$0	\$0	\$0	\$0	0.0
ULFT Tank	0	0	0.00	0.00	\$0	\$0	\$0	\$0	0.0
High Efficiency Toilets (HET)	45	623,190	1.91	38.25	\$0	\$6,075	\$7,425	\$13,500	14.2
Waterless Urinals	16	639,711	1.96	39.26	\$0	\$0	\$6,400	\$6,400	6.5
Conductivity Controller	0	0	0.00	0.00	\$0	\$0	\$0	\$0	0.0
High Efficiency Clothes Washers	0	0	0.00	0.00	\$0	\$0	\$0	\$0	0.0
Water Brooms	0	0	0.00	0.00	\$0	\$0	\$0	\$0	0.0
Weather Based Irrigation Controllers (WBIC)	0	0	0.00	0.00	\$0	\$0	\$0	\$0	0.0
Synthetic Turf (1,925 Sq. Ft.)	2	87,817	0.27	2.70	\$0	\$578	\$578	\$1,155	8.6
Rotating Nozzles for Pop-up Spray Heads	0	0	0.00	0.00	\$0	\$0	\$0	\$0	0.0
Large Rotary Nozzles	0	0	0.00	0.00	\$0	\$0	\$0	\$0	0.0
Pre-Rinse Nozzles	3	149,566	0.46	2.30	\$0	\$0	\$180	\$180	0.8
Subtotal	66	1,500,283	5	83	\$0	\$6,653	\$14,583	\$21,235	
MWD Public Sector Program									
High Efficiency Toilets (HET)	4	55,395	0.17	3.40	\$0	\$0	\$1,285	\$1,285	15.2
Waterless Urinals	2	81,463	0.25	5.00	\$0	\$0	\$1,071	\$1,071	8.6
Water Brooms	4	199,942	0.61	3.07	\$0	\$0	\$1,401	\$1,401	4.6
Weather Based Irrigation Controllers (WBIC)	0	0	0.00	0.00	\$0	\$0	\$0	\$0	0.0
Central Computer Irrigation Controllers (CCIC)	4	1,292,977	3.97	39.68	\$0	\$0	\$19,321	\$19,321	9.8
Synthetic Turf (Sq. Ft.)	0	0	0.00	0.00	\$0	\$0	\$0	\$0	0.0
Subtotal	14	1,629,776	5	51	\$0	\$0	\$23,078	\$23,078	
TOTAL	752	11,019,258	34	559	\$8,947	\$30,898	\$116,274	\$156,119	

⁽¹⁾ Payback period =
$$\frac{\text{Total direct program costs}}{\text{AF saved/year} \times \text{MWD Tier II rate/AF}}$$

Monte Vista Water District IEUA Regional Conservation Programs Annual Report

Program	District Devices/ Rebates	Gallons Saved (year)	AF Saved (year)	AF Saved Lifetime	Funding Sources (dollars)				Payback Period (years) ⁽¹⁾
					Outside Funding	IEUA	MWD	Total	
FY 2007-2008									
Residential Rebate Programs									
Ultra Low Flush Toilets (ULFT)	6	74,099	0.23	4.55	\$0	\$0	\$360	\$360	3.7
High Efficiency Toilets (HET)	5	69,243	0.21	4.25	\$0	\$0	\$825	\$825	9.1
High Efficiency Clothes Washers (HECW)	96	863,375	2.65	39.74	\$0	\$0	\$10,560	\$10,560	9.3
Rotating Nozzles for Pop-up Spray Heads	262	341,492	1.05	5.24	\$0	\$0	\$1,048	\$1,048	2.3
Weather Based Irrigation Controllers (WBIC)	3	317,705	0.98	9.75	\$0	\$480	\$240	\$720	1.7
Water Wise Landscape (Turf Buy Back) (270 Sq. Ft.)	1	12,317	0.04	0.38	\$0	\$540	\$0	\$540	33.5
Synthetic Turf (2,783 Sq. Ft.)	4	126,958	0.39	3.90	\$0	\$835	\$835	\$1,670	10.0
Subtotal	377	1,805,188	6	68	\$0	\$1,855	\$13,868	\$15,723	
IEUA Multi-Family Direct Install Prog. (HET/ULFT)									
IEUA Multi-Family Direct Install Prog. (HET/ULFT)	122	1,506,670	4.62	92.48	\$8,947	\$4,351	\$7,320	\$20,618	10.4
Subtotal	122	1,506,670	5	92	\$8,947	\$4,351	\$7,320	\$20,618	
CII Save-A-Buck Rebate Program									
ULFT Flushometer	0	0	0.00	0.00	\$0	\$0	\$0	\$0	0.0
ULFT Tank	0	0	0.00	0.00	\$0	\$0	\$0	\$0	0.0
High Efficiency Toilets (HET)	146	2,021,905	6.21	124.10	\$0	\$19,710	\$24,090	\$43,800	16.5
Waterless Urinals	24	959,566	2.94	58.90	\$0	\$0	\$9,600	\$9,600	7.6
Conductivity Controller	1	209,848	0.64	3.22	\$0	\$175	\$625	\$800	2.9
High Efficiency Clothes Washers	0	0	0.00	0.00	\$0	\$0	\$0	\$0	0.0
Water Brooms	0	0	0.00	0.00	\$0	\$0	\$0	\$0	0.0
Weather Based Irrigation Controllers (WBIC)	0	0	0.00	0.00	\$0	\$0	\$0	\$0	0.0
Synthetic Turf (925 Sq. Ft.)	1	42,198	0.13	1.30	\$0	\$278	\$278	\$555	10.0
Rotating Nozzles for Pop-up Spray Heads	65	84,721	0.26	1.30	\$0	\$0	\$260	\$260	0.0
Subtotal	237	3,318,238	10	189	\$0	\$20,163	\$34,853	\$55,015	
MWD Public Sector Program									
High Efficiency Toilets (HET)	0	0	0.00	0.00	\$0	\$0	\$0	\$0	0.0
Waterless Urinals	0	0	0.00	0.00	\$0	\$0	\$0	\$0	0.0
Water Brooms	4	199,942	0.61	3.07	\$0	\$0	\$1,520	\$1,520	5.8
Weather Based Irrigation Controllers (WBIC)	0	0	0.00	0.00	\$0	\$0	\$0	\$0	0.0
Central Computer Irrigation Controllers (CCIC)	0	0	0.00	0.00	\$0	\$0	\$0	\$0	0.0
Subtotal	4	199,942	1	3	\$0	\$0	\$1,520	\$1,520	
TOTAL	740	6,830,039	21	352	\$8,947	\$26,368	\$57,560	\$92,876	

⁽¹⁾ Payback period = $\frac{\text{Total direct program costs}}{\text{AF saved/year} \times \text{MWD Tier II rate/AF}}$

Monte Vista Water District IEUA Regional Conservation Programs Annual Report

Program	District Devices/ Rebates	Gallons Saved (year)	AF Saved (year)	AF Saved Lifetime	Funding Sources (dollars)				Payback Period (years) ⁽¹⁾
					Outside Funding	IEUA	MWD	Total	
FY 2006-2007									
Residential Programs									
Ultra Low Flush Toilets (ULFT)	13	146,991	0.45	9.02	\$0	\$0	\$780	\$780	4.0
High Efficiency Toilets (HET)	0	0	0.00	0.00	\$0	\$0	\$0	\$0	0.0
High Efficiency Clothes Washers (HECW)	76	2,095,092	6.43	64.30	\$0	\$0	\$8,360	\$8,360	3.0
Rotating Sprinkler Nozzles	0	0	0.00	0.00	\$0	\$0	\$0	\$0	0.0
Weather Based Irrigation Controllers (WBIC) - Rebate	1	211,803	0.65	6.50	\$0	\$160	\$80	\$240	0.9
Weather Based Irrigation Controllers (WBIC) - Distribution	34	7,201,307	22.10	221.00	\$0	\$0	\$8,160	\$8,160	0.9
Subtotal	124	9,508,202	29	301	\$0	\$160	\$16,600	\$16,760	
IEUA Multi-Family Direct Install Prog. (HET/ULFT)									
Multi-Family Toilet Program (HET/ULFT)	460	5,201,234	15.96	319.24	\$33,736	\$16,404	\$27,600	\$77,740	11.4
Subtotal	460	5,201,234	16	319	\$33,736	\$16,404	\$27,600	\$77,740	
CII Save-A-Buck Rebate Program									
ULFT Flushometer	4	36,235	0.11	2.22	\$0	\$60	\$540	\$600	12.6
ULFT Tank	119	1,345,537	4.13	82.59	\$0	\$1,785	\$16,065	\$17,850	10.1
High Efficiency Toilets (HET)	0	0	0.00	0.00	\$0	\$0	\$0	\$0	0.0
Zero Water Urinal	0	0	0.00	0.00	\$0	\$0	\$0	\$0	0.0
Conductivity Controller	0	0	0.00	0.00	\$0	\$0	\$0	\$0	0.0
High Efficiency Clothes Washers (HECW)	66	1,819,422	5.58	83.75	\$0	\$4,620	\$8,580	\$13,200	5.5
Water Brooms	1	49,986	0.15	0.77	\$0	\$0	\$150	\$150	2.3
Weather Based Irrigation Controllers (WBIC)	0	0	0.00	0.00	\$0	\$0	\$0	\$0	0.0
Subtotal	190	3,251,178	10	169	\$0	\$6,465	\$25,335	\$31,800	
TOTAL	774	17,960,614	55	789	\$33,736	\$23,029	\$69,535	\$126,300	

⁽¹⁾ Payback period =
$$\frac{\text{Total direct program costs}}{\text{AF saved/year} \times \text{MWD Tier II rate/AF}}$$

Monte Vista Water District

IEUA Regional Conservation Programs Annual Report

Program	District Devices/ Rebates	Gallons Saved (year)	AF Saved (year)	AF Saved Lifetime	Funding Sources (dollars)				Payback Period (years) ⁽¹⁾
					Outside Funding	IEUA	MWD	Total	
FY 2005-2006									
Residential Programs									
City Event (ULFT)	0	0	0.00	0.00	\$0	\$0	\$0	\$0	0.0
IEUA Regional Event (ULFT)	0	0	0.00	0.00	\$0	\$0	\$0	\$0	0.0
IEUA Rebate Program (ULFT)	38	429,667	1.32	26.37	\$0	\$38	\$2,280	\$2,318	4.1
High Efficiency Clothes Washers	66	593,570	1.82	27.32	\$0	\$66	\$7,260	\$7,326	9.4
Subtotal	104	1,023,237	3	54	\$0	\$104	\$9,540	\$9,644	
IEUA Multi-Family Direct Install Prog. (HET/ULFT)									
Multi-Family Program	101	1,142,010	3.50	70.09	\$0	\$10,605	\$6,060	\$16,665	11.1
Subtotal	101	1,142,010	4	70	\$0	\$10,605	\$6,060	\$16,665	
CII Save-A-Buck Rebate Program									
ULFT's (Tank)	64	723,650	2.22	44.42	\$0	\$64	\$3,840	\$3,904	4.1
Conductivity Controller	0	0	0.00	0.00	\$0	\$0	\$0	\$0	0.0
High Efficiency Clothes Washers	2	17,987	0.06	0.83	\$0	\$0	\$500	\$500	21.2
Water Brooms	0	0	0.00	0.00	\$0	\$0	\$0	\$0	0.0
Pre-Rinse Spray Nozzles	0	0	0.00	0.00	\$0	\$0	\$0	\$0	0.0
Weather Based Irrigation Controllers (WBIC)	0	0	0.00	0.00	\$0	\$0	\$0	\$0	0.0
Subtotal	66	741,637	2	45	\$0	\$64	\$4,340	\$4,404	
TOTAL	271	2,906,884	9	169	\$0	\$10,773	\$19,940	\$30,713	

FY 2004-2005									
Residential Programs									
City Event (ULFT)	276	3,120,740	9.58	191.54	\$0	\$1,794	\$16,560	\$18,354	4.5
IEUA Regional Event (ULFT)	4	45,228	0.14	2.78	\$0	\$44	\$240	\$284	4.8
IEUA Rebate Program (ULFT)	37	418,360	1.28	25.68	\$0	\$37	\$2,220	\$2,257	4.1
High Efficiency Clothes Washers	92	827,401	2.54	38.09	\$0	\$92	\$10,120	\$10,212	9.4
Pool Cover Rebates	3	51,246	0.16	0.79	\$0	\$159	\$0	\$159	2.4
Subtotal	412	4,462,975	14	259	\$0	\$2,126	\$29,140	\$31,266	
IEUA Multi-Family Direct Install Prog. (HET/ULFT)									
Multi-Family Program	12	135,684	0.42	8.33	\$0	\$1,260	\$720	\$1,980	11.1
Subtotal	12	135,684	0	8	\$0	\$1,260	\$720	\$1,980	
CII Save-A-Buck Rebate Program									
ULFT's (Tank)	0	0	0.00	0.00	\$0	\$0	\$0	\$0	0.0
Conductivity Controller	0	0	0.00	0.00	\$0	\$0	\$0	\$0	0.0
High Efficiency Clothes Washers	2	17,987	0.06	0.83	\$0	\$0	\$500	\$500	21.2
Water Brooms	0	0	0.00	0.00	\$0	\$0	\$0	\$0	0.0
Pre-Rinse Spray Nozzles	0	0	0.00	0.00	\$0	\$0	\$0	\$0	0.0
X-Ray Film Processor	1	1,042,723	3.20	16.00	\$0	\$0	\$2,000	\$2,000	1.5
Subtotal	3	1,060,710	3	17	\$0	\$0	\$2,500	\$2,500	
TOTAL	427	5,659,370	17	284	\$0	\$3,386	\$32,360	\$35,746	

⁽¹⁾ Payback period = $\frac{\text{Total direct program costs}}{\text{AF saved/year} \times \text{MWD Tier II rate/AF}}$

Monte Vista Water District

IEUA Regional Conservation Programs Annual Report

Program	District Devices/ Rebates	Gallons Saved (year)	AF Saved (year)	AF Saved Lifetime	Funding Sources (dollars)				Payback Period (years) ⁽¹⁾
					Outside Funding	IEUA	MWD	Total	
FY 2003-2004									
Residential Programs									
City Event (ULFT)	297	3,358,188	10.31	206.12	\$0	\$574	\$17,220	\$17,794	4.7
IEUA Regional Event (ULFT)	2	22,614	0.07	1.39	\$0	\$22	\$120	\$142	3.4
IEUA Rebate Program (ULFT)	130	1,469,914	4.51	90.22	\$0	\$130	\$7,800	\$7,930	4.6
High Efficiency Clothes Washers	83	746,459	2.29	34.36	\$0	\$130	\$14,300	\$14,430	5.7
Pool Cover Rebates	23	802,854	2.46	12.30	\$0	\$1,219	\$0	\$1,219	2.4
Subtotal	535	6,400,029	20	344	\$0	\$2,075	\$39,440	\$41,515	
IEUA Multi-Family Direct Install Prog. (HET/ULFT)									
Multi-Family Program	106	1,198,545	3.68	73.56	\$0	\$3,604	\$6,360	\$9,964	4.2
Subtotal	106	1,198,545	4	74	\$0	\$3,604	\$6,360	\$9,964	
CII Save-A-Buck Rebate Program									
High Efficiency Clothes Washers	18	161,883	0.50	7.45	\$0	\$0	\$4,500	\$4,500	5.1
Water Brooms (Rebates)	24	1,199,653	3.68	18.41	\$0	\$2,400	\$2,400	\$4,800	3.1
Water Brooms (Distribution)	2	99,971	0.31	1.53	\$0	\$0	\$200	\$200	1.6
Pre-Rinse Spray Nozzles	0	0	0.00	0.00	\$0	\$0	\$0	\$0	0
Subtotal	44	1,461,507	4	27	\$0	\$2,400	\$7,100	\$9,500	
TOTAL	685	9,060,081	28	445	\$0	\$8,079	\$52,900	\$60,979	

FY 2002-2003									
Residential Programs									
City Event (ULFT)	292	3,301,653	10.13	202.65	\$0	\$740	\$22,200	\$22,940	4.7
IEUA Regional Event (ULFT)	59	667,115	2.05	40.95	\$0	\$363	\$1,980	\$2,343	5.6
IEUA Rebate Program (ULFT)	14	158,298	0.49	9.72	\$0	\$14	\$840	\$854	5.1
High Efficiency Clothes Washers	46	413,700	1.27	19.04	\$0	\$127	\$13,970	\$14,097	5.8
Pool Cover Rebates	25	1,246,986	3.83	19.15	\$0	\$1,325	\$0	\$1,325	2.4
Subtotal	436	5,787,752	18	292	\$0	\$2,569	\$38,990	\$41,559	
IEUA Multi-Family Direct Install Prog. (HET/ULFT)									
Multi-Family Program	57	644,501	1.98	39.56	\$0	\$5,372	\$9,480	\$14,852	4.2
Subtotal	57	644,501	2	40	\$0	\$5,372	\$9,480	\$14,852	
CII Save-A-Buck Rebate Program									
High Efficiency Clothes Washers	42	377,726	1.16	17.39	\$0	\$0	\$10,500	\$10,500	5.0
Water Brooms	9	449,870	1.38	6.90	\$0	\$900	\$900	\$1,800	3.1
Pre-Rinse Spray Nozzles	65	84,721	0.26	1.30	\$0	\$0	\$3,250	\$3,250	0.6
X-Ray Film Processor	4	4,170,893	12.80	64.00	\$0	\$0	\$8,000	\$8,000	1.5
Restaurant Table Tent Program	N/A	N/A	N/A	N/A	N/A	N/A	N/A	N/A	N/A
Subtotal	120	5,083,210	16	331	\$0	\$900	\$22,650	\$23,550	
TOTAL	613	11,515,463	35	662	\$0	\$8,841	\$71,120	\$79,961	

⁽¹⁾ Payback period = $\frac{\text{Total direct program costs}}{\text{AF saved/year} \times \text{MWD Tier II rate/AF}}$



Ontario Municipal Utilities Company
Regional Water Use Efficiency Programs
Summary Charts

City of Ontario

IEUA Regional Conservation Programs Annual Report

Program	District Devices/ Rebates	Gallons Saved (year)	AF Saved (year)	AF Saved Lifetime	Funding Sources (dollars)				IEUA Payback Period (years)
					Outside Funding	IEUA	MWD	Total	
FY 2022-2023									
SoCal Water\$mart Residential Rebates									
High Efficiency Toilets (HET)	245	1,964,199	6	121	\$0	\$240	\$93,744	\$93,984	0.0
High Efficiency Clothes Washers (HECW)	159	1,787,724	5	77	\$1,248	\$6,000	\$13,515	\$20,763	1.1
Rotating Nozzles for Pop-up Spray Heads (1 Apps/ 29 Nozzles)	1	41,585	0	1	\$0	\$87	\$58	\$145	0.7
Weather based Irrigation Controllers (WBIC)	82	1,106,365	3	34	\$0	\$1,200	\$25,030	\$26,230	0.4
Weather based Irrigation Controllers for Large Landscapes (0 Stations)	0	0	0	0	\$0	\$0	\$0	\$0	0.0
Irrigation Controller + Add on	2	26,985	0	1	\$0	\$160	\$160	\$320	2.0
Hose Bib Controller	0	0	0	0	\$0	\$0	\$0	\$0	0.0
Turf Replacement (26,527 sq. ft.)	18	1,591,620	5	147	\$7,533	\$22,780	\$53,054	\$83,367	4.9
Rain Barrels	8	4,954	0	0	\$0	\$0	\$280	\$280	0.0
Cisterns	0	0	0	0	\$0	\$0	\$0	\$0	0.0
Soil Moisture Sensor Systems	0	0	0	0	\$0	\$0	\$0	\$0	0.0
Flow Monitor Device on Utility Meter	0	0	0	0	\$0	\$0	\$0	\$0	0.0
Flow Monitor Device on Customer Property	0	0	0	0	\$0	\$0	\$0	\$0	0.0
Low-flow Showerheads	111	152,253	0	2	\$0	\$0	\$1,443	\$1,443	0.0
Faucet Aerators	157	103,097	0	2	\$0	\$0	\$680	\$680	0.0
Subtotal	783	6,778,782	21	383	\$8,781	\$30,467	\$187,964	\$227,212	
IEUA Locally Implemented Residential Programs									
Landscape Tune-Up Program (1010 Nozzles)	154	11,643,755	36	71	\$0	\$37,228	\$23,100	\$60,328	1.1
Large Landscape Retrofit Program (19 WBIC/ 0 Nozzles)	16	256,353	1	8	\$0	\$10,754	\$1,520	\$12,274	14.4
Small Site Controller Upgrade Program (108 WBIC)	99	1,457,164	4	45	\$0	\$56,011	\$8,640	\$64,651	13.2
Residential Pressure Regulation Program	0	0	0	0	\$0	\$0	\$0	\$0	0.0
Subtotal	269	13,357,272	41	124	\$0	\$103,993	\$33,260	\$137,253	
SoCal Water\$mart Commercial Rebates									
High Efficiency Toilets (HET)	0	0	0	0	\$0	\$0	\$0	\$0	0.0
Waterless Urinals	0	0	0	0	\$0	\$0	\$0	\$0	0.0
Cooling Tower Controller	6	1,259,278	4	19	\$0	\$1,830	\$4,270	\$6,100	0.5
Weather Based Irrigation Controllers for Large Landscapes (112 Stations)	5	653,364	2	20	\$0	\$1,680	\$3,586	\$5,266	0.9
Irrigation Controller + Add on	0	0	0	0	\$0	\$0	\$0	\$0	0.0
Rotating Nozzles for Pop-up Spray Heads (0 Apps/ 0 Nozzles)	0	0	0	0	\$0	\$0	\$0	\$0	0.0
Large Rotary Nozzles	0	0	0	0	\$0	\$0	\$0	\$0	0.0
Central Computerized Irrigation Controller (0 Stations)	0	0	0	0	\$0	\$1,830	\$4,270	\$6,100	0.0
Laminar Flow Restrictor	0	0	0	0	\$0	\$0	\$0	\$0	0.0
Air-Cooled Ice Machine	0	0	0	0	\$0	\$0	\$0	\$0	0.0
Turf Replacement (42,535 sq. ft.)	3	1,829,005	6	168	\$4,000	\$42,535	\$85,070	\$131,605	8.0
Soil Moisture Sensor Systems (0 Stations)	0	0	0	0	\$0	\$0	\$0	\$0	0.0
Plumbing Flow Control	0	0	0	0	\$0	\$0	\$0	\$0	0.0
Subtotal	14	3,741,647	11	208	\$4,000	\$47,875	\$97,196	\$149,071	
Additional Water Use Efficiency Programming									
CBWCD Landscape Evaluation Audit Program	16	19,583,331	60	300	\$11,098	\$0	\$0	\$11,098	0.0
Customer Agency Implemented Program	0	0	0	0	\$0	\$0	\$0	\$0	0.0
Subtotal	16	19,583,331	60	300	\$11,098	\$0	\$0	\$11,098	
FINAL TOTAL	1,082	43,461,033	133	1,015	\$23,879	\$182,335	\$318,420	\$524,634	

⁽¹⁾ Payback period = $\frac{\text{Total direct program costs}}{\text{AF saved/year} \times \text{MWD Tier II rate/AF}}$

Ontario Municipal Utilities Company IEUA Regional Conservation Programs Annual Report

Program	District Devices/ Rebates	Gallons Saved (year)	AF Saved (year)	AF Saved Lifetime	Funding Sources (dollars)			IEUA Payback Period (years)	
					Outside Funding	IEUA	MWD		Total
FY 2021-2022									
SoCal Water\$mart Residential Rebates									
High Efficiency Toilets (HET)	8	64,137	0	4	\$0	\$480	\$320	\$800	2.9
High Efficiency Clothes Washers (HECW)	193	2,170,005	7	93	\$160	\$5,250	\$16,405	\$21,815	0.9
Rotating Nozzles for Pop-up Spray Heads (0 Apps/ 0 Nozzles)	0	0	0	0	\$0	\$0	\$0	\$0	0.0
Weather based Irrigation Controllers (WBIC)	19	256,353	1	8	\$0	\$1,520	\$1,451	\$2,971	2.3
Weather based Irrigation Controllers for Large Landscapes (0 Stations)	0	0	0	0	\$0	\$0	\$0	\$0	0.0
Irrigation Controller + Add on	0	0	0	0	\$0	\$0	\$0	\$0	0.0
Hose Bib Controller	0	0	0	0	\$0	\$0	\$0	\$0	0.0
Turf Replacement (10,408 sq. ft.)	9	624,480	2	57	\$4,692	\$10,408	\$20,816	\$35,916	6.5
Rain Barrels	0	0	0	0	\$0	\$0	\$0	\$0	0.0
Cisterns	0	0	0	0	\$0	\$0	\$0	\$0	0.0
Soil Moisture Sensor Systems	0	0	0	0	\$0	\$0	\$0	\$0	0.0
Flow Monitor Device on Utility Meter	0	0	0	0	\$0	\$0	\$0	\$0	0.0
Flow Monitor Device on Customer Property	0	0	0	0	\$0	\$0	\$0	\$0	0.0
Subtotal	229	3,114,975	10	163	\$4,852	\$17,658	\$38,992	\$61,502	
IEUA Locally Implemented Residential Programs									
Landscape Tune-Up Program	287	21,699,726	67	133	\$0	\$67,475	\$43,050	\$110,525	1.2
Residential Landscape Retrofit Program (20 WBIC/ 32 Nozzles)	14	315,732	1	9	\$0	\$6,457	\$4,594	\$11,051	8.0
Res. Education, Survey, and Controller Upgrade Program (173 WBIC)	148	2,334,161	7	72	\$0	\$85,092	\$13,200	\$98,292	14.3
Residential Pressure Regulation Program	10	44,974	0	1	\$0	\$5,424	\$200	\$5,624	47.4
Leak Detection Pilot Program	0	0	0	0	\$0	\$0	\$0	\$0	0.0
Subtotal	459	24,394,593	75	215	\$0	\$164,447	\$61,044	\$225,491	
SoCal Water\$mart Commercial Rebates									
High Efficiency Toilets (HET)	0	0	0	0	\$0	\$0	\$0	\$0	0.0
Waterless Urinals	0	0	0	0	\$0	\$0	\$0	\$0	0.0
Cooling Tower Controller	0	0	0	0	\$0	\$0	\$0	\$0	0.0
Weather Based Irrigation Controllers for Large Landscapes (0 Stations)	0	0	0	0	\$0	\$0	\$0	\$0	0.0
Rotating Nozzles for Pop-up Spray Heads (0 Apps/ 0 Nozzles)	0	0	0	0	\$0	\$0	\$0	\$0	0.0
Large Rotary Nozzles	0	0	0	0	\$0	\$0	\$0	\$0	0.0
Central Computerized Irrigation Controller (0 Stations)	0	0	0	0	\$0	\$0	\$0	\$0	0.0
Laminar Flow Restrictor	0	0	0	0	\$0	\$0	\$0	\$0	0.0
Air-Cooled Ice Machine	0	0	0	0	\$0	\$0	\$0	\$0	0.0
Turf Replacement (24,041 sq. ft.)	1	1,033,763	3	95	\$12,021	\$24,041	\$48,082	\$84,144	9.1
Soil Moisture Sensor Systems (0 Stations)	0	0	0	0	\$0	\$0	\$0	\$0	0.0
Plumbing Flow Control	0	0	0	0	\$0	\$0	\$0	\$0	0.0
Subtotal	1	1,033,763	3	95	\$12,021	\$24,041	\$48,082	\$84,144	
Additional Water Use Efficiency Programming									
CBWCD Landscape Evaluation Audit Program	10	1,137,391	3	17	\$2,380	\$0	\$0	\$2,380	0.0
Customer Agency Implemented Program	0	0	0	0	\$0	\$0	\$0	\$0	0.0
Subtotal	10	1,137,391	3	17	\$2,380	\$0	\$0	\$2,380	
FINAL TOTAL	699	29,680,722	91	490	\$19,252	\$206,146	\$148,118	\$373,517	

⁽¹⁾ Payback period = $\frac{\text{Total direct program costs}}{\text{AF saved/year} \times \text{MWD Tier II rate/AF}}$

Ontario Municipal Utilities Company

IEUA Regional Conservation Programs Annual Report

Program	District Devices/ Rebates	Gallons Saved (year)	AF Saved (year)	AF Saved Lifetime	Funding Sources (dollars)				IEUA Payback Period (years)
					Outside Funding	IEUA	MWD	Total	
FY 2020-2021									
SoCal Water\$mart Residential Rebates									
High Efficiency Toilets (HET)	17	136,291	0	8	\$0	\$1,020	\$680	\$1,700	2.9
High Efficiency Clothes Washers (HECW)	203	2,282,441	7	98	\$1,160	\$15,225	\$17,255	\$33,640	2.6
Rotating Nozzles for Pop-up Spray Heads (1 Apps/ 30 Nozzles)	1	43,019	0	1	\$0	\$90	\$60	\$150	0.8
Weather based Irrigation Controllers (WBIC)	43	580,167	2	18	\$0	\$3,440	\$3,440	\$6,880	2.3
Hose Bib Controller	1	13,492	0	0	\$0	\$0	\$35	\$35	0.0
Turf Replacement (18,213 sq. ft.)	11	1,092,780	3	101	\$9,102	\$18,203	\$36,406	\$63,711	6.5
Rain Barrels	2	1,238	0	0	\$0	\$0	\$70	\$70	0.0
Cisterns	0	0	0	0	\$0	\$0	\$0	\$0	0.0
Soil Moisture Sensor Systems	0	0	0	0	\$0	\$0	\$0	\$0	0.0
IEUA Locally Implemented Residential Programs									
Landscape Tune-Up Program	210	15,877,848	49	97	\$0	\$42,833	\$31,500	\$74,333	1.1
Residential Landscape Retrofit Program (21 WBIC/ 186 Nozzles)	15	550,054	2	13	\$0	\$10,459	\$2,304	\$12,763	7.5
Res. Education, Survey, and Controller Upgrade Program (157 WBIC)	138	2,118,285	6	65	\$0	\$68,329	\$21,750	\$90,079	12.7
Residential Pressure Regulation Program	21	94,446	0	3	\$0	\$12,028	\$525	\$12,553	50.0
Leak Detection Pilot Program	0	0	0	0	\$0	\$0	\$0	\$0	0.0
Subtotal	662	22,790,061	70	404	\$10,262	\$171,627	\$114,025	\$295,914	
SoCal Water\$mart Commercial Rebates									
High Efficiency Toilets (HET)	0	0	0	0	\$0	\$0	\$0	\$0	0.0
Waterless Urinals	2	79,976	0	5	\$0	\$400	\$400	\$800	2.0
Cooling Tower Controller	0	0	0	0	\$0	\$0	\$0	\$0	0.0
Weather Based Irrigation Controllers (WBIC)	0	0	0	0	\$0	\$0	\$0	\$0	0.0
Rotating Nozzles for Pop-up Spray Heads (0 Apps/ 0 Nozzles)	0	0	0	0	\$0	\$0	\$0	\$0	0.0
Large Rotary Nozzles	0	0	0	0	\$0	\$0	\$0	\$0	0.0
Central Computerized Irrigation Controller	0	0	0	0	\$0	\$0	\$0	\$0	0.0
Laminar Flow Restrictor	66	494,716	2	8	\$0	\$660	\$660	\$1,320	0.5
Air-Cooled Ice Machine	0	0	0	0	\$0	\$0	\$0	\$0	0.0
Turf Replacement (213,618 sq. ft.)	9	9,185,574	28	846	\$53,509	\$107,018	\$214,036	\$374,563	4.6
Soil Moisture Sensor Systems	0	0	0	0	\$0	\$0	\$0	\$0	0.0
Plumbing Flow Control	10	13,688	0	0	\$0	\$50	\$50	\$100	1.4
Subtotal	87	9,773,954	30	858	\$53,509	\$108,128	\$215,146	\$376,783	
TOTAL	749	32,564,015	100	1,262	\$63,771	\$279,755	\$329,171	\$672,697	

⁽¹⁾ Payback period = $\frac{\text{Total direct program costs}}{\text{AF saved/year} \times \text{MWD Tier II rate/AF}}$

Ontario Municipal Utilities Company

IEUA Regional Conservation Programs Annual Report

Program	District Devices/ Rebates	Gallons Saved (year)	AF Saved (year)	AF Saved Lifetime	Funding Sources (dollars)				IEUA Payback Period (years)
					Outside Funding	IEUA	MWD	Total	
FY 2019-2020									
SoCal Water\$mart Residential Rebates									
High Efficiency Toilets (HET)	160	1,282,742	4	79	\$0	\$9,600	\$6,400	\$16,000	2.9
High Efficiency Clothes Washers (HECW)	63	708,344	2	30	\$1,580	\$4,725	\$5,355	\$11,660	2.6
Rotating Nozzles for Pop-up Spray Heads (0 Apps/ 0 Nozzles)	0	0	0	0	\$0	\$0	\$0	\$0	0.0
Weather based Irrigation Controllers (WBIC)	36	485,721	1	15	\$0	\$2,880	\$2,880	\$5,760	2.3
Turf Replacement (18,169 sq. ft.)	11	781,267	2	24	\$6,498	\$14,269	\$36,338	\$57,105	7.2
Rain Barrels	0	0	0	0	\$0	\$0	\$0	\$0	0.0
Cisterns	0	0	0	0	\$0	\$0	\$0	\$0	0.0
Soil Moisture Sensor Systems	0	0	0	0	\$0	\$0	\$0	\$0	0.0
IEUA Locally Implemented Residential Programs									
Landscape Tune-Up Program	62	4,687,746	14	29	\$0	\$9,696	\$12,575	\$22,271	0.8
Residential Landscape Retrofit Program (13 WBIC/ 41 Nozzles)	8	234,192	1	6	\$234	\$3,627	\$3,393	\$7,254	6.1
Res. Education, Survey, and Controller Upgrade Program (88 WBIC)	78	1,187,319	4	36	\$0	\$28,097	\$23,938	\$52,035	9.3
Residential Pressure Regulation Program	14	62,964	0	2	\$0	\$3,557	\$3,694	\$7,251	22.2
Leak Detection Pilot Program	0	0	0	0	\$0	\$0	\$0	\$0	0.0
Subtotal	432	9,430,295	29	221	\$8,311	\$76,450	\$94,573	\$179,335	
SoCal Water\$mart Commercial Rebates									
High Efficiency Toilets (HET)	762	6,109,061	19	375	\$0	\$45,720	\$30,480	\$76,200	2.9
Waterless Urinals	0	0	0	0	\$0	\$0	\$0	\$0	0.0
Cooling Tower Controller	0	0	0	0	\$0	\$0	\$0	\$0	0.0
Weather Based Irrigation Controllers (WBIC)	7	29,429	0.09	1	\$0	\$105	\$245	\$350	1.4
Rotating Nozzles for Pop-up Spray Heads (0 Apps/ 0 Nozzles)	0	0	0	0	\$0	\$0	\$0	\$0	0.0
Large Rotary Nozzles	0	0	0	0	\$0	\$0	\$0	\$0	0.0
Central Computerized Irrigation Controller	0	0	0	0	\$0	\$0	\$0	\$0	0.0
Laminar Flow Restrictor	1,241	9,302,164	29	143	\$0	\$12,410	\$12,410	\$24,820	0.5
Air-Cooled Ice Machine	0	0	0	0	\$0	\$0	\$0	\$0	0.0
Turf Replacement (32,839 sq. ft.)	5	1,412,077	4	43	\$8,411	\$27,619	\$65,678	\$101,708	7.7
Soil Moisture Sensor Systems	0	0	0	0	\$0	\$0	\$0	\$0	0.0
Plumbing Flow Control	166	227,217	1	7	\$0	\$830	\$830	\$1,660	1.4
Subtotal	2,181	17,079,948	52	569	\$8,411	\$86,684	\$109,643	\$204,738	
TOTAL	2,613	26,510,242	81	790	\$16,722	\$163,134	\$204,216	\$384,073	

⁽¹⁾ Payback period = $\frac{\text{Total direct program costs}}{\text{AF saved/year} \times \text{MWD Tier II rate/AF}}$

Ontario Municipal Utilities Company IEUA Regional Conservation Programs Annual Report

Program	District Devices/ Rebates	Gallons Saved (year)	AF Saved (year)	AF Saved Lifetime	Funding Sources (dollars)				IEUA Payback Period (years)
					Outside Funding	IEUA	MWD	Total	
FY 2018-2019									
SoCal Water\$mart Residential Rebates									
High Efficiency Toilets (HET)	54	432,926	1	27	\$0	\$3,240	\$2,160	\$5,400	3.1
High Efficiency Clothes Washers (HECW)	123	1,382,957	4	59	\$0	\$9,225	\$10,455	\$19,680	2.7
Rotating Nozzles for Pop-up Spray Heads (0 Apps/ 0 Nozzles)	0	0	0	0	\$0	\$0	\$0	\$0	0.0
Weather based Irrigation Controllers (WBIC)	38	512,706	2	16	\$0	\$3,040	\$3,040	\$6,080	2.4
Turf Removal (7,416 Sq. Ft.)	4	318,888	1	10	\$0	\$4,890	\$8,732	\$13,622	6.3
Rain Barrels	0	0	0	0	\$0	\$0	\$0	\$0	0.0
Cisterns	1	0	0	0	\$0	\$0	\$300	\$300	0.0
Soil Moisture Sensor Systems	0	0	0	0	\$0	\$0	\$0	\$0	0.0
IEUA Locally Implemented Residential Programs									
Landscape Tune-Up Program (60 Small Sites/ 7 Large Sites)	67	976,918	3	15	\$36,265	\$0	\$0	\$36,265	0.0
Residential Landscape Retrofit Program (12 WBIC/ 108 Nozzles)	9	316,775	1	7	\$4,068	\$0	\$4,234	\$8,303	0.0
Res. Education, Survey, and Controller Upgrade Program (71 WBIC)	67	957,950	3	29	\$0	\$28,027	\$17,178	\$45,205	11.9
Residential Pressure Regulation Program	11	423,018	1	13	\$0	\$2,917	\$2,803	\$5,720	2.8
Subtotal	374	5,322,137	8	176	\$40,333	\$51,339	\$48,902	\$140,575	22.7
SoCal Water\$mart Commercial Rebates									
High Efficiency Toilets (HET)	234	1,876,011	6	115	\$0	\$14,040	\$9,360	\$23,400	3.1
Waterless Urinals	0	0	0	0	\$0	\$0	\$0	\$0	0.0
Cooling Tower Controller	1	209,880	1	3	\$0	\$375	\$625	\$1,000	0.7
Weather Based Irrigation Controllers (WBIC)	23	96,695	0.30	3	\$0	\$345	\$805	\$1,150	1.5
Rotating Nozzles for Pop-up Spray Heads (1 App/ 231 Nozzles)	1	0	0	0	\$0	\$3	\$2	\$5	0.0
Large Rotary Nozzles	0	0	0	0	\$0	\$0	\$0	\$0	0.0
Central Computerized Irrigation Controller	0	0	0	0	\$0	\$0	\$0	\$0	0.0
Laminar Flow Restrictor	0	0	0	0	\$0	\$0	\$0	\$0	0.0
Air-Cooled Ice Machine	0	0	0	0	\$0	\$0	\$0	\$0	0.0
Turf Removal (0 Sq. Ft.)	0	0	0	0	\$0	\$0	\$0	\$0	0.0
Soil Moisture Sensor Systems	0	0	0	0	\$0	\$0	\$0	\$0	0.0
Plumbing Flow Control	0	0	0	0	\$0	\$0	\$0	\$0	0.0
Subtotal	259	2,182,585	7	121	\$0	\$14,763	\$10,792	\$25,555	
TOTAL	633	7,504,722	15	298	\$40,333	\$66,102	\$59,694	\$166,130	

$$^{(1)} \text{ Payback period} = \frac{\text{Total direct program costs}}{\text{AF saved/year} \times \text{MWD Tier II rate/AF}}$$

Ontario Municipal Utilities Company

IEUA Regional Conservation Programs Annual Report

Program	District Devices/ Rebates	Gallons Saved (year)	AF Saved (year)	AF Saved Lifetime	Funding Sources (dollars)				Payback Period (years) ⁽¹⁾
					Outside Funding	IEUA	MWD	Total	
FY 2017-2018									
SoCal Water\$mart Residential Rebates									
High Efficiency Toilets (HET)	171	1,370,931	4	84	\$0	\$10,260	\$6,840	\$17,100	5.3
High Efficiency Clothes Washers (HECW)	133	1,495,392	5	64	\$0	\$8,645	\$11,305	\$19,950	5.6
Rotating Nozzles for Pop-up Spray Heads (0 Apps/ 0 Nozzles)	0	0	0	0	\$0	\$0	\$0	\$0	0.0
Weather based Irrigation Controllers (WBIC)	21	283,337	1	9	\$0	\$1,470	\$1,680	\$3,150	4.7
Turf Removal (0 Sq. Ft.)	0	0	0	0	\$0	\$0	\$0	\$0	0.0
Rain Barrels	4	2,477	0	0	\$0	\$0	\$140	\$140	23.9
Cisterns	0	0	0	0	\$0	\$0	\$0	\$0	0.0
Soil Moisture Sensor Systems	0	0	0	0	\$0	\$0	\$0	\$0	0.0
IEUA Locally Implemented Residential Programs									
FreeSprinklerNozzles.com Program (\$829.50 Total Cost)	237	339,849	1	5	\$0	\$356	\$474	\$830	1.0
Residential Landscape Retrofit Program (20 WBIC/ 119 Nozzles)	14	439,835	1	10	\$6,706	\$268	\$6,438	\$13,412	12.9
Residential Education, Survey, and Controller Upgrade Program (16 W)	12	215,876	1	7	\$0	\$7,106	\$1,354	\$8,460	16.6
Residential Pressure Regulation Program	20	769,124	2	24	\$0	\$4,887	\$4,333	\$9,220	5.1
Subtotal	612	4,916,821	15	203	\$6,706	\$32,992	\$32,564	\$72,262	
SoCal Water\$mart Commercial Rebates									
High Efficiency Toilets (HET)	293	2,349,022	7	144	\$0	\$17,580	\$11,720	\$29,300	5.3
Waterless Urinals	0	0	0	0	\$0	\$0	\$0	\$0	0.0
Cooling Tower Controller	0	0	0	0	\$0	\$0	\$0	\$0	0.0
Weather Based Irrigation Controllers (WBIC)	9	37,837	0.12	1	\$0	\$0	\$0	\$0	0.0
Rotating Nozzles for Pop-up Spray Heads (3 Apps/ 5,050 Nozzles)	5,050	7,241,498	22	111	\$0	\$10,100	\$10,100	\$20,200	1.2
Large Rotary Nozzles	0	0	0	0	\$0	\$0	\$0	\$0	0.0
Central Computerized Irrigation Controller	0	0	0	0	\$0	\$0	\$0	\$0	0.0
Laminar Flow Restrictor	0	0	0	0	\$0	\$0	\$0	\$0	0.0
Air-Cooled Ice Machine	1	50,189	0	2	\$0	\$1,000	\$1,000	\$2,000	16.8
Turf Removal (0 Sq. Ft.)	0	0	0	0	\$0	\$0	\$0	\$0	0.0
Soil Moisture Sensor Systems	0	0	0	0	\$0	\$0	\$0	\$0	0.0
Plumbing Flow Control	1,075	1,471,439	5	45	\$0	\$10,750	\$5,375	\$16,125	4.6
IEUA Locally Implemented Commercial Programs									
FreeSprinklerNozzles.com Program (\$15,676.50 Total Cost)	2,880	3,754,368	12	58	\$0	\$9,917	\$5,760	\$15,677	1.8
Subtotal	9,308	14,904,352	46	361	\$0	\$49,347	\$33,955	\$83,302	
TOTAL	9,920	19,821,173	61	563	\$6,706	\$82,338	\$66,519	\$155,563	

⁽¹⁾ Payback period =
$$\frac{\text{Total direct program costs}}{\text{AF saved/year} \times \text{MWD Tier II rate/AF}}$$

Ontario Municipal Utilities Company IEUA Regional Conservation Programs Annual Report

Program	District Devices/ Rebates	Gallons Saved (year)	AF Saved (year)	AF Saved Lifetime	Funding Sources (dollars)				Payback Period (years) ⁽¹⁾
					Outside Funding	IEUA	MWD	Total	
FY 2016-2017									
SoCal Water\$mart Residential Rebates									
High Efficiency Toilets (HET)	859	6,886,723	21	423	\$0	\$61,299	\$34,140	\$95,439	6.1
High Efficiency Clothes Washers (HECW)	101	1,135,599	3	49	\$0	\$1,040	\$8,500	\$9,540	3.7
Rotating Nozzles for Pop-up Spray Heads	30	43,012	0.13	0.66	\$0	\$60	\$60	\$120	1.2
Weather based Irrigation Controllers (WBIC)	15	202,384	0.62	6	\$0	\$220	\$1,400	\$1,620	3.5
Turf Removal (7,531 Sq. Ft.)	5	319,066	0.98	10	\$0	\$0	\$15,062	\$15,062	20.7
Rain Barrels	196	121,365	0.37	1.86	\$0	\$0	\$14,520	\$14,520	52.4
Cisterns	0	0	0	0	\$0	\$0	\$0	\$0	0.0
Soil Moisture Sensor Systems	0	0	0	0	\$0	\$0	\$0	\$0	0.0
IEUA Locally Implemented Residential Programs									
FreeSprinklerNozzles.com Program	427	612,301	2	9	\$0	\$683	\$854	\$1,537	1.1
Residential Landscape Retrofit Program (16 WBIC/27 Nozzles)	11	254,593	0.78	7	\$4,718	\$157	\$4,561	\$9,436	16.2
Residential Education, Survey, and Controller Upgrade Program	21	283,337	0.87	9	\$0	\$10,030	\$3,065	\$13,095	20.2
Residential Pressure Regulation Program	6	145,026	0.45	4	\$0	\$1,300	\$950	\$2,250	6.8
Subtotal	1,671	10,003,406	31	520	\$4,718	\$74,789	\$83,112	\$162,619	
SoCal Water\$mart Commercial Rebates									
High Efficiency Toilets (HET)	355	2,846,085	9	175	\$0	\$20,030	\$40,870	\$60,900	9.4
Waterless Urinals	0	0	0	0	\$0	\$0	\$0	\$0	0.0
Cooling Tower Controller	0	0	0	0	\$0	\$0	\$0	\$0	0.0
Weather Based Irrigation Controllers (WBIC)	70	294,288	0.90	9	\$0	\$19,065	\$81,138	\$100,203	149.1
Rotating Nozzles for Pop-up Spray Heads	0	0	0	0	\$0	\$0	\$0	\$0	0.0
Large Rotary Nozzles	0	0	0	0	\$0	\$0	\$0	\$0	0.0
Central Computerized Irrigation Controller	0	0	0	0	\$0	\$0	\$0	\$0	0.0
Laminar Flow Restrictor	0	0	0	0	\$0	\$0	\$0	\$0	0.0
Air-Cooled Ice Machine	0	0	0	0	\$0	\$0	\$0	\$0	0.0
Turf Removal (282,521 Sq. Ft.)	4	11,969,567	37	367	\$0	\$0	\$345,883	\$345,883	12.7
Soil Moisture Sensor Systems	0	0	0	0	\$0	\$0	\$0	\$0	0.0
Plumbing Flow Control	0	0	0	0	\$0	\$0	\$0	\$0	0.0
IEUA Locally Implemented Commercial Programs									
FreeSprinklerNozzles.com Program	0	0	0	0	\$0	\$0	\$0	\$0	0.0
Subtotal	429	15,109,940	46	551	\$0	\$39,095	\$467,891	\$506,986	
TOTAL	2,100	25,113,346	77	1,071	\$4,718	\$113,884	\$551,003	\$669,605	

⁽¹⁾ Payback period =
$$\frac{\text{Total direct program costs}}{\text{AF saved/year} \times \text{MWD Tier II rate/AF}}$$

Ontario Municipal Utilities Company IEUA Regional Conservation Programs Annual Report

Program	District Devices/ Rebates	Gallons Saved (year)	AF Saved (year)	AF Saved Lifetime	Funding Sources (dollars)				Payback Period (years) ⁽¹⁾
					Outside Funding	IEUA	MWD	Total	
FY 2015-2016									
SoCal Water\$mart Residential Rebates									
High Efficiency Toilets (HET)	760	10,526,570	32	646	\$0	\$20,702	\$74,804	\$95,507	3.9
High Efficiency Clothes Washers (HECW)	146	1,641,558	5	76	\$0	\$1,430	\$12,325	\$13,755	3.6
Rotating Nozzles for Pop-up Spray Heads	0	0	0	0	\$0	\$0	\$0	\$0	0.0
Weather based Irrigation Controllers (WBIC)	16	1,694,680	5	52	\$0	\$250	\$1,260	\$1,510	0.4
Turf Removal (144,502 Sq. Ft.)	65	6,122,116	19	188	\$0	\$0	\$286,804	\$286,804	20.3
Rain Barrels	15	9,288	0.03	0.14	\$0	\$0	\$1,115	\$1,115	52.0
Soil Moisture Sensor Systems	0	0	0	0	\$0	\$0	\$0	\$0	0.0
IEUA Locally Implemented Residential Programs									
FreeSprinklerNozzles.com Program	729	1,045,357	3	16	\$0	\$1,166	\$1,458	\$2,624	1.1
Residential Landscape Retrofit Program (127 WBIC/1,029 Nozzles)	88	14,927,067	46	435	\$37,647	\$0	\$37,647	\$75,295	2.2
Landscape Transformation Program (6,700 Sq. Ft.)	7	305,694	1	9	\$2,010	\$20,150	\$0	\$22,160	31.4
Residential Pressure Regulation Program	0	0	0	0	\$0	\$0	\$0	\$0	0.0
Subtotal	1,826	36,272,331	111	1,422	\$39,657	\$43,698	\$415,413	\$498,769	
SoCal Water\$mart Commercial Rebates									
High Efficiency Toilets (HET)	1,041	14,452,557	44	887	\$0	\$40,905	\$105,215	\$146,120	4.4
Waterless Urinals	0	0	0	0	\$0	\$0	\$0	\$0	0.0
Cooling Tower Controller	0	0	0	0	\$0	\$0	\$0	\$0	0.0
Weather Based Irrigation Controllers (WBIC)	51	5,401,793	17	166	\$0	\$6,342	\$14,495	\$20,836	1.7
Rotating Nozzles for Pop-up Spray Heads	1,500	2,150,940	7	33	\$0	\$1,500	\$3,000	\$4,500	0.9
Large Rotary Nozzles	0	0	0	0	\$0	\$0	\$0	\$0	0.0
Central Computerized Irrigation Controller	0	0	0	0	\$0	\$0	\$0	\$0	0.0
Laminar Flow Restrictor	0	0	0	0	\$0	\$0	\$0	\$0	0.0
Air-Cooled Ice Machine	0	0	0	0	\$0	\$0	\$0	\$0	0.0
Turf Removal (379,066 Sq. Ft.)	10	16,059,889	49	493	\$0	\$379,066	\$689,732	\$1,068,798	28.8
Soil Moisture Sensor Systems	0	0	0	0	\$0	\$0	\$0	\$0	0.0
Plumbing Flow Control	525	718,610	2	22	\$0	\$2,625	\$2,625	\$5,250	3.2
IEUA Locally Implemented Commercial Programs									
FreeSprinklerNozzles.com Program	3,806	4,961,502	15	76	\$0	\$4,548	\$7,612	\$12,160	1.1
Subtotal	6,933	43,745,290	134	1,677	\$0	\$434,986	\$822,678	\$1,257,664	
TOTAL	8,759	80,017,621	246	3,099	\$39,657	\$478,684	\$1,238,092	\$1,756,434	

⁽¹⁾ Payback period =
$$\frac{\text{Total direct program costs}}{\text{AF saved/year} \times \text{MWD Tier II rate/AF}}$$

Ontario Municipal Utilities Company

IEUA Regional Conservation Programs Annual Report

Program	District Devices/ Rebates	Gallons Saved (year)	AF Saved (year)	AF Saved Lifetime	Funding Sources (dollars)				Payback Period (years) ⁽¹⁾
					Outside Funding	IEUA	MWD	Total	
FY 2014-2015									
SoCal Water\$mart Residential Rebates									
High Efficiency Toilets (HET)	154	2,133,016	6.55	130.90	\$0	\$7,700	\$7,700	\$15,400	3.1
High Efficiency Clothes Washers (HECW)	86	773,556	2.37	35.60	\$0	\$5,590	\$7,310	\$12,900	7.2
Rotating Nozzles for Pop-up Spray Heads	33	47,314	0.15	0.73	\$0	\$33	\$132	\$165	1.5
Weather based Irrigation Controllers (WBIC)	5	529,588	1.63	16.25	\$0	\$350	\$400	\$750	0.6
Turf Removal (5,544 Sq. Ft)	4	234,648	0.72	7.20	\$0	\$0	\$11,008	\$11,008	20.3
Rain Barrels	6	635,505	2	20	\$0	\$0	\$450	\$450	0.3
IEUA Locally Implemented Residential Programs									
FreeSprinklerNozzles.com Program	1,261	1,643,840	5.04	25.22	\$0	\$0	\$4,540	\$4,540	1.2
Residential Landscape Retrofit Program (20 WBIC/69 Nozzles)	14	2,281,300	7.00	67.00	\$6,638	\$0	\$6,638	\$13,277	2.5
Landscape Transformation Program (26,500 Sq. Ft)	30	482,312	1.30	15.00	\$0	\$34,991	\$53,000	\$87,991	90.0
Subtotal	1,593	8,761,078	27	317	\$6,638	\$48,664	\$91,178	\$146,480	
SoCal Water\$mart Commercial Rebates									
High Efficiency Toilets (HET)	603	8,352,002	25.63	512.55	\$0	\$4,850	\$9,700	\$14,550	0.8
Waterless Urinals	9	359,891	1.10	22.09	\$0	\$450	\$1,800	\$2,250	2.7
Cooling Tower Controller	0	0	0.00	0.00	\$0	\$0	\$0	\$0	0.0
Weather Based Irrigation Controllers (WBIC)	14	1,482,845	4.55	45.50	\$0	\$1,398	\$5,386	\$6,784	2.0
Rotating Nozzles for Pop-up Spray Heads	608	792,589	2.43	12.16	\$0	\$608	\$928	\$1,536	0.8
Large Rotary Nozzles	0	0	0.00	0.00	\$0	\$0	\$0	\$0	0.0
Central Computerized Irrigation Controller	0	0	0.00	0.00	\$0	\$0	\$0	\$0	0.0
Laminar Flow Restrictor	0	0	0.00	0.00	\$0	\$0	\$0	\$0	0.0
Air-Cooled Ice Machine	0	0	0.00	0.00	\$0	\$0	\$0	\$0	0.0
Turf Removal (110,540 Sq. Ft.)	14	4,683,248	14.37	143.70	\$0	\$86,447	\$225,494	\$311,941	28.9
IEUA Locally Implemented Commercial Programs									
FreeSprinklerNozzles.com Program	3,831	4,994,092	15.32	76.62	\$0	\$0	\$12,451	\$12,451	1.1
Subtotal	5,079	20,664,667	63	813	\$0	\$93,753	\$255,759	\$349,512	
TOTAL	6,672	29,425,745	90	1,130	\$6,638	\$142,417	\$346,937	\$495,992	

(1) Payback period =
$$\frac{\text{Total direct program costs}}{\text{AF saved/year} \times \text{MWD Tier II rate/AF}}$$

Ontario Municipal Utilities Company IEUA Regional Conservation Programs Annual Report

Program	District Devices/ Rebates	Gallons Saved (year)	AF Saved (year)	AF Saved Lifetime	Funding Sources (dollars)				Payback Period (years) ⁽¹⁾
					Outside Funding	IEUA	MWD	Total	
FY 2013-2014									
SoCal Water\$mart Residential Rebates									
High Efficiency Toilets (HET)	49	678,585	2.08	41.65	\$0	\$2,450	\$2,450	\$4,900	3.1
High Efficiency Clothes Washers (HECW)	140	1,259,088	3.86	57.96	\$0	\$9,100	\$11,900	\$21,000	7.2
Rotating Nozzles for Pop-up Spray Heads	0	0	0.00	0.00	\$0	\$0	\$0	\$0	0.0
Weather based Irrigation Controllers (WBIC)	2	211,803	0.65	6.50	\$0	\$140	\$160	\$300	0.6
Rain Barrels	0	0	0.00	0.00	\$0	\$0	\$0	\$0	0.0
IEUA Locally Implemented Residential Programs									
FreeSprinklerNozzles.com Program	1,014	1,321,652	4.06	20.28	\$0	\$0	\$3,296	\$3,296	1.1
Residential Landscape Retrofit Program (53 WBIC/445 Nozzles)	31	755,974	2.32	179.00	\$15,080	\$0	\$15,080	\$30,161	17.3
Landscape Transformation Program (10,571 Sq. Ft)	11	482,240	1.48	14.80	\$0	\$17,122	\$14,571	\$0	0.0
Subtotal	1,247	4,709,342	14	320	\$15,080	\$28,812	\$47,457	\$59,656	
SoCal Water\$mart Commercial Rebates									
High Efficiency Toilets (HET)	97	1,343,321	4.12	82.45	\$0	\$4,850	\$9,700	\$14,550	4.7
Waterless Urinals	0	0	0.00	0.00	\$0	\$0	\$0	\$0	0.0
Cooling Tower Controller	0	0	0.00	0.00	\$0	\$0	\$0	\$0	0.0
Weather Based Irrigation Controllers (WBIC)	8	847,213	2.60	26.00	\$0	\$1,398	\$5,386	\$6,784	3.5
Rotating Nozzles for Pop-up Spray Heads	232	302,390	0.93	4.64	\$0	\$232	\$928	\$1,160	1.7
Large Rotary Nozzles	0	0	0.00	0.00	\$0	\$0	\$0	\$0	0.0
Central Computerized Irrigation Controller	0	0	0.00	0.00	\$0	\$0	\$0	\$0	0.0
Laminar Flow Restrictor	0	0	0.00	0.00	\$0	\$0	\$0	\$0	0.0
Air-Cooled Ice Machine	0	0	0.00	0.00	\$0	\$0	\$0	\$0	0.0
Turf Removal	0	0	0.00	0.00	\$0	\$0	\$0	\$0	0.0
IEUA Locally Implemented Commercial Programs									
FreeSprinklerNozzles.com Program	1,660	2,163,651	6.64	33.20	\$0	\$0	\$5,395	\$5,395	1.1
Subtotal	1,997	4,656,574	14	146	\$0	\$6,480	\$21,409	\$27,889	
TOTAL	3,244	9,365,916	29	466	\$15,080	\$35,292	\$68,866	\$87,545	

⁽¹⁾ Payback period =
$$\frac{\text{Total direct program costs}}{\text{AF saved/year} \times \text{MWD Tier II rate/AF}}$$

Ontario Municipal Utilities Company IEUA Regional Conservation Programs Annual Report

Program	District Devices/ Rebates	Gallons Saved (year)	AF Saved (year)	AF Saved Lifetime	Funding Sources (dollars)				Payback Period (years) ⁽¹⁾
					Outside Funding	IEUA	MWD	Total	
FY 2012-2013									
SoCal Water\$mart Residential Rebates									
High Efficiency Toilets (HET)	0	0	0.00	0.00	\$0	\$0	\$0	\$0	0.0
High Efficiency Clothes Washers (HECW)	96	863,375	2.65	39.74	\$0	\$6,240	\$8,160	\$14,400	7.5
Rotating Nozzles for Pop-up Spray Heads	0	0	0.00	0.00	\$0	\$0	\$0	\$0	0.0
Weather based Irrigation Controllers (WBIC)	2	211,803	0.65	6.50	\$0	\$140	\$160	\$300	0.6
IEUA Locally Implemented Residential Programs									
FreeSprinklerNozzles.com Program	1,508	1,965,533	6.03	30.16	\$0	\$0	\$4,901	\$4,901	1.1
Residential Landscape Retrofit Program	27	4,236,063	13.00	115.00	\$9,451	\$1,539	\$10,990	\$21,980	2.3
Landscape Transformation Program	0	0	0.00	0.00	\$0	\$0	\$0	\$0	0.0
Subtotal	1,633	7,276,774	22	191	\$9,451	\$7,919	\$24,211	\$41,581	
IEUA High Efficiency Toilet (HET) Installation Prog.									
IEUA Multi-Family Direct Install Prog. (HET)	34	470,855	1.45	28.90	\$2,494	\$1,212	\$1,700	\$5,406	5.1
IEUA Single-Family Direct Install Prog. (HET)	226	3,129,799	9.61	192.10	\$16,575	\$8,059	\$11,300	\$35,934	5.1
Subtotal	260	3,600,654	11	221	\$19,068	\$9,272	\$13,000	\$41,340	
SoCal Water\$mart Commercial Rebates									
High Efficiency Toilets (HET)	0	0	0.00	0.00	\$0	\$0	\$0	\$0	0.0
Waterless Urinals	0	0	0.00	0.00	\$0	\$0	\$0	\$0	0.0
Cooling Tower Controller	4	159,928	0.49	2.45	\$0	\$4,000	\$7,000	\$11,000	30.8
High Efficiency Clothes Washers	0	0	0.00	0.00	\$0	\$0	\$0	\$0	0.0
Water Brooms	0	0	0.00	0.00	\$0	\$0	\$0	\$0	0.0
Weather based Irrigation Controllers (WBIC)	2	211,803	0.65	6.50	\$0	\$1,080	\$1,800	\$2,880	6.1
Synthetic Turf (Sq. Ft.)	0	0	0.00	0.00	\$0	\$0	\$0	\$0	0.0
Rotating Nozzles for Pop-up Spray Heads	1,307	1,703,549	5.23	26.14	\$0	\$1,307	\$3,921	\$5,228	1.4
Large Rotary Nozzles	0	0	0.00	0.00	\$0	\$0	\$0	\$0	0.0
Central Computerized Irrigation Controller	0	0	0.00	0.00	\$0	\$0	\$0	\$0	0.0
Laminar Flow Restrictor	46	344,750	1.06	5.29	\$0	\$460	\$460	\$920	1.2
Air-Cooled Ice Machine	0	0	0.00	0.00	\$0	\$0	\$0	\$0	0.0
IEUA Locally Implemented Commercial Programs									
Fontana Unified School Retrofit Program	0	0	0.00	0.00	\$0	\$0	\$0	\$0	0.0
FreeSprinklerNozzles.com Program	6,700	8,732,807	26.80	134.00	\$0	\$0	\$21,775	\$21,775	1.1
Subtotal	8,059	11,152,837	34	174	\$0	\$6,847	\$34,956	\$41,803	
TOTAL	9,952	22,030,265	68	587	\$28,519	\$24,038	\$72,167	\$124,724	

⁽¹⁾ Payback period = $\frac{\text{Total direct program costs}}{\text{AF saved/year} \times \text{MWD Tier II rate/AF}}$

Ontario Municipal Utilities Company IEUA Regional Conservation Programs Annual Report

Program	District Devices/ Rebates	Gallons Saved (year)	AF Saved (year)	AF Saved Lifetime	Funding Sources (dollars)				Payback Period (years) ⁽¹⁾
					Outside Funding	IEUA	MWD	Total	
FY 2011-2012									
Residential Rebate Programs									
High Efficiency Clothes Washers (HECW)	124	1,115,192	3.42	51.34	\$0	\$0	\$10,540	\$10,540	4.5
Rotating Nozzles for Pop-up Spray Heads	98	127,734	0.39	1.96	\$0	\$196	\$294	\$490	1.8
Weather based Irrigation Controllers (WBIC)	9	953,114	2.93	29.25	\$0	\$405	\$720	\$1,125	0.6
FreeSprinklerNozzles.com Program	4,178	5,446,441	16.71	83.56	\$0	\$0	\$12,534	\$12,534	1.1
Residential Landscape Retrofit Program	7	1,629,500	5.00	45.00	\$0	\$5,106	\$3,852	\$8,959	2.6
Subtotal	4,416	9,271,981	28	211	\$0	\$5,707	\$27,940	\$33,648	
IEUA Multi-Family Direct Install Prog. (HET)									
IEUA Multi-Family Direct Install Prog. (HET)	64	886,315	2.72	54.40	\$4,693.76	\$2,282.24	\$3,200.00	\$10,176.00	5.5
IEUA Single-Family Direct Install Prog. (HET)	370	5,124,007	15.73	314.50	\$27,135.80	\$13,194.20	\$18,500.00	\$58,830.00	5.5
Subtotal	434	6,010,322	18	369	\$31,830	\$15,476	\$21,700	\$69,006	
CII Save-A-Buck Rebate Program									
High Efficiency Toilets (HET)	4	55,395	0.17	3.40	0	140	200	340	2.9
Waterless Urinals	42	1,679,241	5.15	103.07	0	2,100	8,400	10,500	3.0
PH Conductivity Controller	1	209,848	0.64	3.22	0	500	1,750	2,250	5.1
High Efficiency Clothes Washers	0	0	0.00	0.00	0	0	0	0	0.0
Weather based Irrigation Controllers (WBIC)	5	529,508	1.63	16.25	0	1,625	529	2,154	1.9
Rotating Nozzles for Pop-up Spray Heads	750	977,553	3.00	15.00	0	750	2,250	3,000	1.5
Large Rotary Nozzles	0	0	0.00	0.00	0	0	0	0	0.0
FreeSprinklerNozzles.com Program	2,000	2,606,808	8.00	80.00	0	0	26,000	26,000	4.8
Central Computerized Irrigation Controller	0	0	0.00	0.00	0	0	0	0	0.0
Subtotal	2,802	6,058,352	19	221	\$0	\$5,115	\$39,129	\$44,244	
TOTAL	7,652	21,340,655	65	801	\$31,830	\$26,299	\$88,769	\$146,898	

⁽¹⁾ Payback period =
$$\frac{\text{Total direct program costs}}{\text{AF saved/year} \times \text{MWD Tier II rate/AF}}$$

Ontario Municipal Utilities Company IEUA Regional Conservation Programs Annual Report

Program	District Devices/ Rebates	Gallons Saved (year)	AF Saved (year)	AF Saved Lifetime	Funding Sources (dollars)				Payback Period (years) ⁽¹⁾
					Outside Funding	IEUA	MWD	Total	
FY 2010-2011									
Residential Rebate Programs									
High Efficiency Toilets (HET)	10	138,487	0.43	8.50	\$0	\$350	\$500	\$850	4.0
High Efficiency Clothes Washers (HECW)	231	2,077,496	6.38	95.63	\$0	\$0	\$19,635	\$19,635	6.2
Rotating Nozzles for Pop-up Spray Heads	32	41,709	0.13	0.64	\$0	\$64	\$96	\$160	0.0
Weather based Irrigation Controllers (WBIC)	1	105,902	0.33	3.25	\$0	\$45	\$80	\$125	0.0
Synthetic Turf (1,176 Sq. Ft.)	1	53,648	0.16	1.65	\$0	\$529	\$353	\$882	10.7
FreeSprinklerNozzles.com Program	83	108,199	0.33	1.66	\$0	\$0	\$6,225	\$6,225	37.6
Residential Landscape Retrofit Program	52	8,799,300	27.00	255.00	\$0	\$21,414	\$17,709	\$39,123	2.9
Subtotal	410	11,324,740	35	366	\$0	\$22,402	\$44,598	\$67,000	
IEUA Multi-Family Direct Install Prog. (HET)									
IEUA Multi-Family Direct Install Prog. (HET)	1,009	13,973,306	42.88	857.65	\$74,000	\$35,981	\$50,450	\$160,431	7.5
Subtotal	1,009	13,973,306	43	858	\$74,000	\$35,981	\$50,450	\$160,431	
CII Save-A-Buck Rebate Program									
High Efficiency Toilets (HET)	0	0	0.00	0.00	\$0	\$0	\$0	\$0	0.0
Waterless Urinals	18	719,675	2.21	44.17	\$0	\$900	\$3,600	\$4,500	4.1
PH Conductivity Controller	1	209,848	0.64	3.22	\$0	\$500	\$1,750	\$2,250	0.0
Weather based Irrigation Controllers (WBIC)	2	211,803	0.65	6.50	\$0	\$960	\$1,600	\$2,560	7.9
Synthetic Turf (Sq. Ft.)	0	0	0.00	0.00	\$0	\$0	\$0	\$0	0.0
Rotating Nozzles for Pop-up Spray Heads	71	92,542	0.28	1.42	\$0	\$71	\$213	\$284	2.0
Large Rotary Nozzles	0	0	0.00	0.00	\$0	\$0	\$0	\$0	0.0
Pre-Rinse Nozzles	0	0	0.00	0.00	\$0	\$0	\$0	\$0	0.0
Subtotal	92	1,233,867	4	55	\$0	\$2,431	\$7,163	\$9,594	
TOTAL	1,511	26,531,913	81	1,279	\$74,000	\$60,814	\$102,211	\$237,025	

⁽¹⁾ Payback period =
$$\frac{\text{Total direct program costs}}{\text{AF saved/year} \times \text{MWD Tier II rate/AF}}$$

Ontario Municipal Utilities Company IEUA Regional Conservation Programs Annual Report

Program	District Devices/ Rebates	Gallons Saved (year)	AF Saved (year)	AF Saved Lifetime	Funding Sources (dollars)			Payback Period (years) ⁽¹⁾	
					Outside Funding	IEUA	MWD		Total
FY 2009-2010									
Residential Rebate Programs									
High Efficiency Toilets (HET)	36	498,552	1.53	30.60	\$0	\$1,260	\$1,800	\$3,060	4.0
High Efficiency Clothes Washers (HECW)	47	422,694	1.30	19.46	\$0	\$2,350	\$5,170	\$7,520	11.6
Rotating Nozzles for Pop-up Spray Heads	0	0	0.00	0.00	\$0	\$0	\$0	\$0	0.0
Weather based Irrigation Controllers (WBIC)	0	0	0.00	0.00	\$0	\$0	\$0	\$0	0.0
Water Wise Landscape (Turf BuyBack) (Sq. Ft.)	0	0	0.00	0.00	\$0	\$0	\$0	\$0	0.0
Synthetic Turf (2,720 Sq. Ft.)	5	124,084	0.38	3.81	\$0	\$1,224	\$816	\$2,040	10.7
Subtotal	88	1,045,330	3	54	\$0	\$4,834	\$7,786	\$12,620	
IEUA Multi-Family Direct Install Prog. (HET)									
IEUA Multi-Family Direct Install Prog. (HET)	55	761,677	2.34	46.75	\$4,034	\$1,961	\$9,075	\$15,070	12.9
Subtotal	55	761,677	2	47	\$4,034	\$1,961	\$9,075	\$15,070	
CIJ Save-A-Buck Rebate Program									
ULFT Tank	6	74,099	0.23	4.55	\$0	\$0	\$360	\$360	3.2
High Efficiency Toilets (HET)	2	27,697	0.09	1.70	\$0	\$270	\$330	\$600	14.2
Waterless Urinals	63	2,518,861	7.73	154.60	\$0	\$0	\$25,200	\$25,200	6.5
High Efficiency Clothes Washers	3	105,087	0.32	3.23	\$0	\$300	\$240	\$540	3.4
Water Brooms	1	49,986	0.15	0.77	\$0	\$0	\$150	\$150	2.0
Weather based Irrigation Controllers (WBIC)	16	1,694,425	5.20	52.00	\$0	\$6,120	\$10,200	\$16,320	6.3
Synthetic Turf (Sq. Ft.)	0	0	0.00	0.00	\$0	\$0	\$0	\$0	0.0
Rotating Nozzles for Pop-up Spray Heads	1,377	1,794,787	5.51	27.54	\$0	\$0	\$5,508	\$5,508	2.0
Pre-Rinse Nozzles	0	0	0.00	0.00	\$0	\$0	\$0	\$0	0.0
Subtotal	1,468	6,264,942	19	244	\$0	\$6,690	\$41,988	\$48,678	
TOTAL	1,611	8,071,948	25	345	\$4,034	\$13,485	\$58,849	\$76,368	

⁽¹⁾ Payback period =
$$\frac{\text{Total direct program costs}}{\text{AF saved/year} \times \text{MWD Tier II rate/AF}}$$

Ontario Municipal Utilities Company IEUA Regional Conservation Programs Annual Report

Program	District Devices/ Rebates	Gallons Saved (year)	AF Saved (year)	AF Saved Lifetime	Funding Sources (dollars)				Payback Period (years) ⁽¹⁾
					Outside Funding	IEUA	MWD	Total	
FY 2008-2009									
Residential Rebate Programs									
Ultra Low Flush Toilets (ULFT)	1	12,350	0.04	0.76	\$0	\$0	\$60	\$60	3.2
High Efficiency Toilets (HET)	136	1,883,419	5.78	115.60	\$0	\$0	\$22,440	\$22,440	7.8
High Efficiency Clothes Washers (HECW)	140	1,259,088	3.86	57.96	\$0	\$0	\$15,400	\$15,400	8.0
Rotating Nozzles for Pop-up Spray Heads	54	70,384	0.22	1.08	\$0	\$0	\$216	\$216	2.0
Weather Based Irrigation Controllers (WBIC)	1	105,902	0.33	3.25	\$0	\$0	\$80	\$80	0.5
Water Wise Landscape (Turf BuyBack) (14,991 Sq. Ft.)	11	683,877	2.10	20.99	\$0	\$20,580	\$0	\$20,580	19.7
Synthetic Turf (13,174 Sq. Ft.)	15	600,987	1.84	18.44	\$0	\$3,952	\$3,952	\$7,904	8.6
Subtotal	358	4,616,005	14	218	\$0	\$24,532	\$42,148	\$66,680	
IEUA Multi-Family Direct Install Prog. (HET)									
IEUA Multi-Family Direct Install Prog. (HET)	757	10,483,441	32.17	643.45	\$55,518	\$26,995	\$124,905	\$207,418	12.9
Subtotal	757	10,483,441	32	643	\$55,518	\$26,995	\$124,905	\$207,418	
CII Save-A-Buck Rebate Program									
ULFT Flushometer	0	0	0.00	0.00	\$0	\$0	\$0	\$0	0.0
ULFT Tank	0	0	0.00	0.00	\$0	\$0	\$0	\$0	0.0
High Efficiency Toilets (HET)	266	3,683,746	11.31	226.10	\$0	\$35,910	\$43,890	\$79,800	14.2
Waterless Urinals	67	2,678,788	8.22	164.42	\$0	\$0	\$26,800	\$26,800	6.5
Conductivity Controller	0	0	0.00	0.00	\$0	\$0	\$0	\$0	0.0
High Efficiency Clothes Washers	2	17,987	0.06	0.55	\$0	\$200	\$160	\$360	13.1
Water Brooms	1	49,986	0.15	0.77	\$0	\$0	\$150	\$150	2.0
Weather Based Irrigation Controllers (WBIC)	39	4,130,161	12.68	126.75	\$0	\$0	\$26,091	\$26,091	4.1
Synthetic Turf (Sq. Ft.)	0	0	0.00	0.00	\$0	\$0	\$0	\$0	0.0
Rotating Nozzles for Pop-up Spray Heads	43	56,046	0.17	0.86	\$0	\$0	\$172	\$172	2.0
Large Rotary Nozzles	0	0	0.00	0.00	\$0	\$0	\$0	\$0	0.0
Pre-Rinse Nozzles	3	149,566	0.46	2.30	\$0	\$0	\$180	\$180	0.8
Subtotal	421	10,766,280	33	522	\$0	\$36,110	\$97,443	\$133,553	
MWD Public Sector Program									
High Efficiency Toilets (HET)	0	0	0.00	0.00	\$0	\$0	\$0	\$0	0.0
Waterless Urinals	0	0	0.00	0.00	\$0	\$0	\$0	\$0	0.0
Water Brooms	29	1,449,581	4.45	22.24	\$0	\$0	\$9,425	\$9,425	4.3
Weather Based Irrigation Controllers (WBIC)	0	0	0.00	0.00	\$0	\$0	\$0	\$0	0.0
Central Computer Irrigation Controllers (CCIC)	86	27,799,001	85.31	853.12	\$0	\$0	\$428,280	\$428,280	10.1
Synthetic Turf (163,285 Sq. Ft.)	1	7,448,921	22.86	228.60	\$0	\$0	\$122,464	\$122,464	10.7
Subtotal	116	36,697,503	113	1,104	\$0	\$0	\$560,169	\$560,169	
TOTAL	1,652	62,563,229	192	2,487	\$55,518	\$87,637	\$824,665	\$967,820	

⁽¹⁾ Payback period =
$$\frac{\text{Total direct program costs}}{\text{AF saved/year} \times \text{MWD Tier II rate/AF}}$$

Ontario Municipal Utilities Company

IEUA Regional Conservation Programs Annual Report

Program	District Devices/ Rebates	Gallons Saved (year)	AF Saved (year)	AF Saved Lifetime	Funding Sources (dollars)				Payback Period (years) ⁽¹⁾
					Outside Funding	IEUA	MWD	Total	
FY 2007-2008									
Residential Rebate Programs									
Ultra Low Flush Toilets (ULFT)	6	74,099	0.23	4.55	\$0	\$0	\$360	\$360	3.7
High Efficiency Toilets (HET)	9	124,638	0.38	7.65	\$0	\$0	\$1,485	\$1,485	9.1
High Efficiency Clothes Washers (HECW)	168	1,510,906	4.64	69.55	\$0	\$0	\$18,480	\$18,480	9.3
Rotating Nozzles for Pop-up Spray Heads	110	143,374	0.44	2.20	\$0	\$0	\$440	\$440	2.3
Weather Based Irrigation Controllers (WBIC)	1	105,902	0.33	3.25	\$0	\$160	\$80	\$240	1.7
Water Wise Landscape (Turf BuyBack) (2,682 Sq. Ft.)	3	122,351	0.38	3.75	\$0	\$5,364	\$0	\$5,364	33.5
Synthetic Turf (4,977 Sq. Ft.)	5	227,046	0.70	6.97	\$0	\$1,493	\$1,313	\$2,806	9.4
Subtotal	302	2,308,315	7	98	\$0	\$7,017	\$22,158	\$29,175	
IEUA Multi-Family Direct Install Prog. (HET/ULFT)									
IEUA Multi-Family Direct Install Prog. (HET/ULFT)	708	8,743,625	26.83	536.66	\$51,925	\$25,247	\$42,480	\$119,652	10.4
Subtotal	708	8,743,625	27	537	\$51,925	\$25,247	\$42,480	\$119,652	
CII Save-A-Buck Rebate Program									
ULFT Flushometer	0	0	0.00	0.00	\$0	\$0	\$0	\$0	0.0
ULFT Tank	8	98,798	0.30	6.06	\$0	\$0	\$1,080	\$1,080	8.3
High Efficiency Toilets (HET)	1,140	15,787,481	48.45	969.00	\$0	\$153,900	\$188,100	\$342,000	16.5
Waterless Urinals	262	2,356,294	7.23	108.47	\$0	\$0	\$104,800	\$104,800	33.9
Conductivity Controller	9	1,888,632	5.80	28.98	\$0	\$1,575	\$5,625	\$7,200	2.9
High Efficiency Clothes Washers	5	44,967	0.14	2.07	\$0	\$1,450	\$650	\$2,100	35.6
Water Brooms	1	49,986	0.15	0.77	\$0	\$0	\$150	\$150	2.3
Weather Based Irrigation Controllers (WBIC)	0	0	0.00	0.00	\$0	\$0	\$0	\$0	0.0
Synthetic Turf (Sq. Ft.)	0	0	0.00	0.00	\$0	\$0	\$0	\$0	0.0
Rotating Nozzles for Pop-up Spray Heads	0	0	0.00	0.00	\$0	\$0	\$0	\$0	0.0
Subtotal	1,425	20,226,158	62	1115	\$0	\$156,925	\$300,405	\$457,330	
MWD Public Sector Program									
High Efficiency Toilets (HET)	0	0	0.00	0.00	\$0	\$0	\$0	\$0	0.0
Waterless Urinals	5	199,910	0.61	12.27	\$0	\$0	\$6,125	\$6,125	23.4
Water Brooms	7	349,899	1.07	5.37	\$0	\$0	\$2,660	\$2,660	5.8
Weather Based Irrigation Controllers (WBIC)	0	0	0.00	0.00	\$0	\$0	\$0	\$0	0.0
Central Computer Irrigation Controllers (CCIC)	0	0	0.00	0.00	\$0	\$0	\$0	\$0	0.0
Subtotal	12	549,808	2	18	\$0	\$0	\$8,785	\$8,785	
TOTAL	2,447	31,827,907	98	1,768	\$51,925	\$189,189	\$373,828	\$614,942	

⁽¹⁾ Payback period =
$$\frac{\text{Total direct program costs}}{\text{AF saved/year} \times \text{MWD Tier II rate/AF}}$$

Ontario Municipal Utilities Company IEUA Regional Conservation Programs Annual Report

Program	District Devices/ Rebates	Gallons Saved (year)	AF Saved (year)	AF Saved Lifetime	Funding Sources (dollars)				Payback Period (years) ⁽¹⁾
					Outside Funding	IEUA	MWD	Total	
FY 2006-2007									
Residential Rebate Programs									
Ultra Low Flush Toilets (ULFT)	16	180,912	0.56	11.10	\$0	\$0	\$960	\$960	4.0
High Efficiency Toilets (HET)	3	41,546	0.13	2.55	\$0	\$0	\$795	\$795	14.6
High Efficiency Clothes Washers (HECW)	177	4,879,358	14.97	224.61	\$0	\$0	\$19,470	\$19,470	3.0
Rotating Sprinkler Nozzles	0	0	0.00	0.00	\$0	\$0	\$0	\$0	0.0
Weather Based Irrigation Controllers (WBIC) - Rebate	9	1,906,228	5.85	58.50	\$0	\$1,440	\$720	\$2,160	0.9
Weather Based Irrigation Controllers (WBIC) - Distribution	10	2,118,032	6.50	65.00	\$0	\$0	\$2,400	\$2,400	0.9
Subtotal	215	9,126,076	28	362	\$0	\$1,440	\$24,345	\$25,785	
IEUA Multi-Family Direct Install Prog. (HET/ULFT)									
Multi-Family Toilet Program (HET/ULFT)	950	10,741,678	32.97	659.30	\$69,673	\$33,877	\$57,000	\$160,550	11.4
Subtotal	950	10,741,678	33	659	\$69,673	\$33,877	\$57,000	\$160,550	
CII Save-A-Buck Rebate Program									
ULFT Flushometer	0	0	0.00	0.00	\$0	\$0	\$0	\$0	0.0
ULFT Tank	260	2,939,828	9.02	180.44	\$0	\$3,900	\$35,100	\$39,000	10.1
High Efficiency Toilets (HET)	0	0	0.00	0.00	\$0	\$0	\$0	\$0	0.0
Zero Water Urinal	0	0	0.00	0.00	\$0	\$0	\$0	\$0	0.0
Conductivity Controller	2	419,696	1.29	6.44	\$0	\$0	\$1,250	\$1,250	2.3
High Efficiency Clothes Washers (HECW)	41	1,130,247	3.47	52.03	\$0	\$2,870	\$5,330	\$8,200	5.5
Water Brooms	0	0	0.00	0.00	\$0	\$0	\$0	\$0	0.0
Weather Based Irrigation Controllers (WBIC) - Rebate	14	2,965,244	9.10	91.00	\$0	\$0	\$8,820	\$8,820	2.3
Subtotal	317	7,455,015	23	330	\$0	\$6,770	\$50,500	\$57,270	
TOTAL	1,482	27,322,769	84	1,351	\$69,673	\$42,087	\$131,845	\$243,605	

⁽¹⁾ Payback period =
$$\frac{\text{Total direct program costs}}{\text{AF saved/year} \times \text{MWD Tier II rate/AF}}$$

Ontario Municipal Utilities Company

IEUA Regional Conservation Programs Annual Report

Program	District Devices/ Rebates	Gallons Saved (year)	AF Saved (year)	AF Saved Lifetime	Funding Sources (dollars)				Payback Period (years) ⁽¹⁾
					Outside Funding	IEUA	MWD	Total	
FY 2005-2006									
Residential Programs									
City Event (ULFT)	392	4,432,356	13.60	272.05	\$0	\$2,548	\$23,520	\$26,068	4.5
IEUA Regional Event (ULFT)	0	0	0.00	0.00	\$0	\$0	\$0	\$0	0.0
IEUA Rebate Program (ULFT)	53	599,273	1.84	36.78	\$0	\$53	\$0	\$53	0.1
High Efficiency Clothes Washers	181	1,627,821	5.00	74.93	\$0	\$181	\$19,910	\$20,091	9.4
Subtotal	626	6,659,449	20	384	\$0	\$2,782	\$43,430	\$46,212	
IEUA Multi-Family Direct Install Prog. (HET/ULFT)									
Multi-Family Program	2,132	24,106,587	73.98	1479.61	\$0	\$223,860	\$127,920	\$351,780	11.1
Subtotal	2,132	24,106,587	74	1480	\$0	\$223,860	\$127,920	\$351,780	
CII Save-A-Buck Rebate Program									
ULFT's (Tank)	672	7,598,324	23.32	466.37	\$0	\$672	\$40,320	\$40,992	4.1
Conductivity Controller (MWD CII)	0	0	0.00	0.00	\$0	\$0	\$0	\$0	0.0
High Efficiency Clothes Washers	52	467,661	1.44	21.53	\$0	\$0	\$13,000	\$13,000	21.2
Water Brooms	2	99,971	0.31	1.53	\$0	\$0	\$200	\$200	1.5
Pre-Rinse Spray Nozzles	0	0	0.00	0.00	\$0	\$0	\$0	\$0	0.0
Weather Based Irrigation Controllers (WBIC) - Rebate	13	2,753,441	8.45	84.50	\$0	\$0	\$0	\$0	0.0
Subtotal	739	10,919,397	34	574	\$0	\$672	\$53,520	\$54,192	
TOTAL	3,497	41,685,434	128	2,437	\$0	\$227,314	\$224,870	\$452,184	

FY 2004-2005									
Residential Programs									
City Event (ULFT)	214	2,419,704	7.43	148.52	\$0	\$1,391	\$12,840	\$14,231	4.5
IEUA Regional Event (ULFT)	11	124,377	0.38	7.63	\$0	\$121	\$660	\$781	4.8
IEUA Rebate Program (ULFT)	107	1,209,852	3.71	74.26	\$0	\$107	\$6,420	\$6,527	4.1
High Efficiency Clothes Washers	250	2,248,372	6.90	103.50	\$0	\$250	\$27,500	\$27,750	9.4
Pool Cover Rebates	7	119,574	0.37	1.83	\$0	\$371	\$0	\$371	2.4
Subtotal	589	6,121,880	19	336	\$0	\$2,240	\$47,420	\$49,660	
IEUA Multi-Family Direct Install Prog. (HET/ULFT)									
Multi-Family Program	1,066	12,053,294	36.99	739.80	\$0	\$111,930	\$63,960	\$175,890	11.1
Subtotal	1,066	12,053,294	37	740	\$0	\$111,930	\$63,960	\$175,890	
CII Save-A-Buck Rebate Program									
ULFT (Tank)	5	56,535	0.17	3.47	\$0	\$0	\$0	\$0	0.0
Conductivity Controller	0	0	0.00	0.00	\$0	\$0	\$0	\$0	0.0
High Efficiency Clothes Washers	1	8,993	0.03	0.41	\$0	\$0	\$250	\$250	21.2
Water Brooms	0	0	0.00	0.00	\$0	\$0	\$0	\$0	0.0
Pre-Rinse Spray Nozzles	0	0	0.00	0.00	\$0	\$0	\$0	\$0	0.0
X-Ray Film Processor	3	3,128,170	9.60	148.00	\$0	\$0	\$6,000	\$6,000	1.5
Subtotal	9	3,193,698	10	152	\$0	\$0	\$6,250	\$6,250	
TOTAL	1,664	21,368,872	66	1228	0	\$114,170	\$117,630	\$231,800	

⁽¹⁾ Payback period = $\frac{\text{Total direct program costs}}{\text{AF saved/year} \times \text{MWD Tier II rate/AF}}$

Ontario Municipal Utilities Company IEUA Regional Conservation Programs Annual Report

Program	District Devices/ Rebates	Gallons Saved (year)	AF Saved (year)	AF Saved Lifetime	Funding Sources (dollars)				Payback Period (years) ⁽¹⁾
					Outside Funding	IEUA	MWD	Total	
FY 2003-2004									
Residential Programs									
City Event (ULFT)	405	4,579,347	14.05	281.07	\$0	\$810	\$24,300	\$25,110	4.7
IEUA Regional Event (ULFT)	22	248,755	0.76	15.27	\$0	\$242	\$1,320	\$1,562	5.3
IEUA Rebate Program (ULFT)	201	2,272,713	6.97	139.49	\$0	\$201	\$12,060	\$12,261	4.6
High Efficiency Clothes Washers	226	2,032,528	6.24	93.56	\$0	\$226	\$24,860	\$25,086	5.7
Pool Cover Rebates	28	802,854	2.46	12.30	\$0	\$1,484	\$0	\$1,484	2.4
Subtotal	882	9,936,197	30	542	\$0	\$2,963	\$62,540	\$65,503	
IEUA Multi-Family Direct Install Prog. (HET/ULFT)									
Multi-Family Program	512	5,789,199	17.77	355.33	\$0	\$17,408	\$30,720	\$48,128	4.2
Subtotal	512	5,789,199	18	355	\$0	\$17,408	\$30,720	\$48,128	
CII Save-A-Buck Rebate Program									
High Efficiency Clothes Washers	51	458,668	1.41	21.11	\$0	\$0	\$12,750	\$12,750	5.0
Water Brooms (Rebate)	7	349,899	1.07	5.37	\$0	\$0	\$700	\$700	1.5
Water Brooms (Distribution)	82	4,098,815	12.58	62.89	\$0	\$8,200	\$8,200	\$16,400	3.1
Pre-Rinse Spray Nozzles	0	0	0.00	0.00	\$0	\$0	\$0	\$0	0.0
Subtotal	140	4,907,381	15	89	\$0	\$8,200	\$21,650	\$29,850	
TOTAL	1,534	20,632,777	63	986	\$0	\$28,571	\$114,910	\$143,481	

FY 2002-2003									
Residential Programs									
City Event (ULFT)	537	6,071,875	18.63	372.68	\$0	\$1,074	\$32,220	\$33,294	4.7
IEUA Regional Event (ULFT)	174	1,967,423	6.04	120.76	\$0	\$1,914	\$10,440	\$12,354	5.3
IEUA Rebate Program (ULFT)	18	203,527	0.62	12.49	\$0	\$18	\$1,080	\$1,098	4.3
High Efficiency Clothes Washers	189	1,699,769	5.22	78.25	\$0	\$189	\$20,790	\$20,979	5.7
Pool Cover Rebates	29	1,246,986	3.83	19.15	\$0	\$1,537	\$0	\$1,537	2.4
Subtotal	947	11,189,580	34	603	\$0	\$4,732	\$64,530	\$69,262	
IEUA Multi-Family Direct Install Prog. (HET/ULFT)									
Multi-Family Program	339	3,833,083	11.76	235.27	\$0	\$11,526	\$20,340	\$31,866	4.2
Subtotal	339	3,833,083	12	235	\$0	\$11,526	\$20,340	\$31,866	
CII Save-A-Buck Rebate Program									
High Efficiency Clothes Washers	18	161,883	0.50	7.45	\$0	\$0	\$4,500	\$4,500	5.1
Water Brooms	10	499,855	1.53	7.67	\$0	\$1,000	\$1,000	\$2,000	3.1
Pre-Rinse Spray Nozzles	141	183,780	0.56	2.82	\$0	\$0	\$7,050	\$7,050	1.5
X-Ray Film Processor (MWD CII)	2	2,085,446	6.40	32.00	\$0	\$0	\$4,000	\$4,000	1.6
Restaurant Table Tent Program	N/A	N/A	N/A	N/A	N/A	N/A	N/A	N/A	N/A
Subtotal	171	2,930,965	9	50	\$0	\$1,000	\$16,550	\$17,550	
TOTAL	1,457	17,953,627	55	944	\$0	\$17,258	\$101,420	\$118,678	

⁽¹⁾ Payback period =
$$\frac{\text{Total direct program costs}}{\text{AF saved/year} \times \text{MWD Tier II rate/AF}}$$



San Antonio Water Company
Regional Water Use Efficiency Programs
Summary Charts

San Antonio Water Company IEUA Regional Conservation Programs Annual Report

Program	District Devices/ Rebates	Gallons Saved (year)	AF Saved (year)	AF Saved Lifetime	Funding Sources (dollars)				IEUA Payback Period (years) ⁽¹⁾
					Outside Funding	IEUA	MWD	Total	
FY 2022-2023									
SoCal Water\$mart Residential Rebates									
High Efficiency Toilets (HET)	0	0	0	0	\$0	\$0	\$0	\$0	0.0
High Efficiency Clothes Washers (HECW)	5	56,218	0	2	\$0	\$375	\$425	\$800	2.3
Rotating Nozzles for Pop-up Spray Heads (0 App/ 0 Nozzles)	0	0	0	0	\$0	\$0	\$0	\$0	0.0
Weather based Irrigation Controllers (WBIC)	2	26,985	0	1	\$0	\$160	\$160	\$320	2.0
Weather based Irrigation Controllers for Large Landscapes (0 Stations)	0	0	0	0	\$0	\$0	\$0	\$0	0.0
Irrigation Controller + Add on	0	0	0	0	\$0	\$0	\$0	\$0	0.0
Hose Bib Controller	0	0	0	0	\$0	\$0	\$0	\$0	0.0
Turf Replacement (600 sq. ft.)	1	36,000	0	3	\$0	\$600	\$1,200	\$1,800	5.7
Rain Barrels	0	0	0	0	\$0	\$0	\$0	\$0	0.0
Cisterns	0	0	0	0	\$0	\$0	\$0	\$0	0.0
Soil Moisture Sensor Systems	0	0	0	0	\$0	\$0	\$0	\$0	0.0
Flow Monitor Device on Utility Meter	0	0	0	0	\$0	\$0	\$0	\$0	0.0
Flow Monitor Device on Customer Property	0	0	0	0	\$0	\$0	\$0	\$0	0.0
Low-flow Showerheads	0	0	0	0	\$0	\$0	\$0	\$0	0.0
Faucet Aerators	0	0	0	0	\$0	\$0	\$0	\$0	0.0
Subtotal	8	119,202	0	7	\$0	\$1,135	\$1,785	\$2,920	
IEUA Locally Implemented Residential Programs									
Landscape Tune-Up Program (15 Nozzles)	2	151,218	0	1	\$0	\$491	\$300	\$791	1.1
Large Landscape Retrofit Program (2 WBIC/ 16 Nozzles)	1	26,985	0	1	\$0	\$978	\$192	\$1,170	12.4
Small Site Controller Upgrade Program (0 WBIC)	0	0	0	0	\$0	\$0	\$0	\$0	0.0
Residential Pressure Regulation Program	0	0	0	0	\$0	\$0	\$0	\$0	0.0
Subtotal	3	178,202	1	2	\$0	\$1,469	\$492	\$1,961	
SoCal Water\$mart Commercial Rebates									
High Efficiency Toilets (HET)	0	0	0	0	\$0	\$0	\$0	\$0	0.0
Waterless Urinals	0	0	0	0	\$0	\$0	\$0	\$0	0.0
Cooling Tower Controller	0	0	0	0	\$0	\$0	\$0	\$0	0.0
Weather Based Irrigation Controllers for Large Landscapes (0 Stations)	0	0	0.00	0	\$0	\$0	\$0	\$0	0.0
Irrigation Controller + Add on	0	0	0	0	\$0	\$0	\$0	\$0	0.0
Rotating Nozzles for Pop-up Spray Heads (0 App/ 0 Nozzles)	0	0	0	0	\$0	\$0	\$0	\$0	0.0
Large Rotary Nozzles	0	0	0	0	\$0	\$0	\$0	\$0	0.0
Central Computerized Irrigation Controller (0 Stations)	0	0	0	0	\$0	\$0	\$0	\$0	0.0
Laminar Flow Restrictor	0	0	0	0	\$0	\$0	\$0	\$0	0.0
Air-Cooled Ice Machine	0	0	0	0	\$0	\$0	\$0	\$0	0.0
Turf Replacement (0 Apps)	0	0	0	0	\$0	\$0	\$0	\$0	0.0
Soil Moisture Sensor Systems (0 Stations)	0	0	0	0	\$0	\$0	\$0	\$0	0.0
Plumbing Flow Control	0	0	0	0	\$0	\$0	\$0	\$0	0.0
Subtotal	0	0	0	0	\$0	\$0	\$0	\$0	
Additional Water Use Efficiency Programming									
CBWCD Landscape Evaluation Audit Program	0	0	0	0	\$0	\$0	\$0	\$0	0.0
Customer Agency Implemented Program	0	0	0	0	\$0	\$0	\$0	\$0	0.0
Subtotal	0	0	0	0	\$0	\$0	\$0	\$0	
FINAL TOTAL	11	297,404	1	9	\$0	\$2,604	\$2,277	\$4,881	

⁽¹⁾ Payback period =
$$\frac{\text{Total direct program costs}}{\text{AF saved/year} \times \text{MWD Tier II rate/AF}}$$

San Antonio Water Company IEUA Regional Conservation Programs Annual Report

Program	District Devices/ Rebates	Gallons Saved (year)	AF Saved (year)	AF Saved Lifetime	Funding Sources (dollars)				IEUA Payback Period (years) ⁽¹⁾
					Outside Funding	IEUA	MWD	Total	
FY 2021-2022									
SoCal Water\$mart Residential Rebates									
High Efficiency Toilets (HET)	0	0	0	0	\$0	\$0	\$0	\$0	0.0
High Efficiency Clothes Washers (HECW)	7	78,705	0	3	\$0	\$375	\$595	\$970	1.9
Rotating Nozzles for Pop-up Spray Heads (1 App/ 150 Nozzles)	1	215,094	1	3	\$0	\$450	\$300	\$750	0.8
Weather based Irrigation Controllers (WBIC)	3	40,477	0	1	\$0	\$240	\$240	\$480	2.3
Weather based Irrigation Controllers for Large Landscapes (0 Stations)	0	0	0	0	\$0	\$0	\$0	\$0	0.0
Irrigation Controller + Add on	0	0	0	0	\$0	\$0	\$0	\$0	0.0
Hose Bib Controller	0	0	0	0	\$0	\$0	\$0	\$0	0.0
Turf Replacement (0 Apps)	0	0	0	0	\$0	\$0	\$0	\$0	0.0
Rain Barrels	0	0	0	0	\$0	\$0	\$0	\$0	0.0
Cisterns	0	0	0	0	\$0	\$0	\$0	\$0	0.0
Soil Moisture Sensor Systems	0	0	0	0	\$0	\$0	\$0	\$0	0.0
Flow Monitor Device on Utility Meter	0	0	0	0	\$0	\$0	\$0	\$0	0.0
Flow Monitor Device on Customer Property	0	0	0	0	\$0	\$0	\$0	\$0	0.0
Subtotal	11	334,276	1	8	\$0	\$1,065	\$1,135	\$2,200	
IEUA Locally Implemented Residential Programs									
Landscape Tune-Up Program	0	0	0	0	\$0	\$0	\$0	\$0	0.0
Residential Landscape Retrofit Program (0 WBIC/ 0 Nozzles)	0	0	0	0	\$0	\$0	\$0	\$0	0.0
Res. Education, Survey, and Controller Upgrade Program (0 WBIC)	0	0	0	0	\$0	\$0	\$0	\$0	0.0
Residential Pressure Regulation Program	0	0	0	0	\$0	\$0	\$0	\$0	0.0
Leak Detection Pilot Program	0	0	0	0	\$0	\$0	\$0	\$0	0.0
Subtotal	0	0	0	0	\$0	\$0	\$0	\$0	
SoCal Water\$mart Commercial Rebates									
High Efficiency Toilets (HET)	0	0	0	0	\$0	\$0	\$0	\$0	0.0
Waterless Urinals	0	0	0	0	\$0	\$0	\$0	\$0	0.0
Cooling Tower Controller	0	0	0	0	\$0	\$0	\$0	\$0	0.0
Weather Based Irrigation Controllers for Large Landscapes (0 Stations)	0	0	0.00	0	\$0	\$0	\$0	\$0	0.0
Rotating Nozzles for Pop-up Spray Heads (0 App/ 0 Nozzles)	0	0	0	0	\$0	\$0	\$0	\$0	0.0
Large Rotary Nozzles	0	0	0	0	\$0	\$0	\$0	\$0	0.0
Central Computerized Irrigation Controller (0 Stations)	0	0	0	0	\$0	\$0	\$0	\$0	0.0
Laminar Flow Restrictor	0	0	0	0	\$0	\$0	\$0	\$0	0.0
Air-Cooled Ice Machine	0	0	0	0	\$0	\$0	\$0	\$0	0.0
Turf Replacement (0 Apps)	0	0	0	0	\$0	\$0	\$0	\$0	0.0
Soil Moisture Sensor Systems (0 Stations)	0	0	0	0	\$0	\$0	\$0	\$0	0.0
Plumbing Flow Control	0	0	0	0	\$0	\$0	\$0	\$0	0.0
Subtotal	0	0	0	0	\$0	\$0	\$0	\$0	
Additional Water Use Efficiency Programming									
CBWCD Landscape Evaluation Audit Program	0	0	0	0	\$0	\$0	\$0	\$0	0.0
Customer Agency Implemented Program	0	0	0	0	\$0	\$0	\$0	\$0	0.0
Subtotal	0	0	0	0	\$0	\$0	\$0	\$0	
FINAL TOTAL	11	334,276	1	8	\$0	\$1,065	\$1,135	\$2,200	

$$^{(1)} \text{ Payback period} = \frac{\text{Total direct program costs}}{\text{AF saved/year} \times \text{MWD Tier II rate/AF}}$$

San Antonio Water Company

IEUA Regional Conservation Programs Annual Report

Program	District Devices/ Rebates	Gallons Saved (year)	AF Saved (year)	AF Saved Lifetime	Funding Sources (dollars)				IEUA Payback Period (years) ⁽¹⁾
					Outside Funding	IEUA	MWD	Total	
FY 2020-2021									
SoCal Water\$mart Residential Rebates									
High Efficiency Toilets (HET)	0	0	0	0	\$0	\$0	\$0	\$0	0.0
High Efficiency Clothes Washers (HECW)	2	22,487	0	1	\$0	\$150	\$170	\$320	2.6
Rotating Nozzles for Pop-up Spray Heads (0 Apps/ 0 Nozzles)	0	0	0	0	\$0	\$0	\$0	\$0	0.0
Weather based Irrigation Controllers (WBIC)	6	80,954	0	2	\$0	\$480	\$480	\$960	2.3
Hose Bib Controller	0	0	0	0	\$0	\$0	\$0	\$0	0.0
Turf Replacement (0 Apps)	0	0	0	0	\$0	\$0	\$0	\$0	0.0
Rain Barrels	0	0	0	0	\$0	\$0	\$0	\$0	0.0
Cisterns	0	0	0	0	\$0	\$0	\$0	\$0	0.0
Soil Moisture Sensor Systems	0	0	0	0	\$0	\$0	\$0	\$0	0.0
IEUA Locally Implemented Residential Programs									
Landscape Tune-Up Program	0	0	0	0	\$0	\$0	\$0	\$0	0.0
Residential Landscape Retrofit Program (0 WBIC/ 0 Nozzles)	0	0	0	0	\$0	\$0	\$0	\$0	0.0
Res. Education, Survey, and Controller Upgrade Program (0 WBIC)	0	0	0	0	\$0	\$0	\$0	\$0	0.0
Residential Pressure Regulation Program	0	0	0	0	\$0	\$0	\$0	\$0	0.0
Leak Detection Pilot Program	0	0	0	0	\$0	\$0	\$0	\$0	0.0
Subtotal	8	103,441	0	3	0	630	650	1,280	
SoCal Water\$mart Commercial Rebates									
High Efficiency Toilets (HET)	0	0	0	0	\$0	\$0	\$0	\$0	0.0
Waterless Urinals	0	0	0	0	\$0	\$0	\$0	\$0	0.0
Cooling Tower Controller	0	0	0	0	\$0	\$0	\$0	\$0	0.0
Weather Based Irrigation Controllers (WBIC)	0	0	0.00	0	\$0	\$0	\$0	\$0	0.0
Rotating Nozzles for Pop-up Spray Heads (0 App/ 0 Nozzles)	0	0	0	0	\$0	\$0	\$0	\$0	0.0
Large Rotary Nozzles	0	0	0	0	\$0	\$0	\$0	\$0	0.0
Central Computerized Irrigation Controller	0	0	0	0	\$0	\$0	\$0	\$0	0.0
Laminar Flow Restrictor	0	0	0	0	\$0	\$0	\$0	\$0	0.0
Air-Cooled Ice Machine	0	0	0	0	\$0	\$0	\$0	\$0	0.0
Turf Replacement (0 Apps)	0	0	0	0	\$0	\$0	\$0	\$0	0.0
Soil Moisture Sensor Systems	0	0	0	0	\$0	\$0	\$0	\$0	0.0
Plumbing Flow Contro	0	0	0	0	\$0	\$0	\$0	\$0	0.0
Subtotal	0	0	0	0	\$0	\$0	\$0	\$0	
TOTAL	8	103,441	0	3	\$0	\$630	\$650	\$1,280	

⁽¹⁾ Payback period = $\frac{\text{Total direct program costs}}{\text{AF saved/year} \times \text{MWD Tier II rate/AF}}$

San Antonio Water Company

IEUA Regional Conservation Programs Annual Report

Program	District Devices/ Rebates	Gallons Saved (year)	AF Saved (year)	AF Saved Lifetime	Funding Sources (dollars)				IEUA Payback Period (years) ⁽¹⁾
					Outside Funding	IEUA	MWD	Total	
FY 2019-2020									
SoCal Water\$mart Residential Rebates									
High Efficiency Toilets (HET)	2	16,034	0	1	\$0	\$120	\$80	\$200	2.9
High Efficiency Clothes Washers (HECW)	2	22,487	0	1	\$0	\$150	\$170	\$320	2.6
Rotating Nozzles for Pop-up Spray Heads (0 Apps/ 0 Nozzles)	0	0	0	0	\$0	\$0	\$0	\$0	0.0
Weather based Irrigation Controllers (WBIC)	4	53,969	0	2	\$0	\$320	\$320	\$640	2.3
Turf Replacement (0 Apps)	0	0	0	0	\$0	\$0	\$0	\$0	0.0
Rain Barrels	0	0	0	0	\$0	\$0	\$0	\$0	0.0
Cisterns	0	0	0	0	\$0	\$0	\$0	\$0	0.0
Soil Moisture Sensor Systems	0	0	0	0	\$0	\$0	\$0	\$0	0.0
IEUA Locally Implemented Residential Programs									
Landscape Tune-Up Program	0	0	0	0	\$0	\$0	\$0	\$0	0.0
Residential Landscape Retrofit Program (0 WBIC/ 0 Nozzles)	0	0	0	0	\$0	\$0	\$0	\$0	0.0
Res. Education, Survey, and Controller Upgrade Program (0 WBIC)	0	0	0	0	\$0	\$0	\$0	\$0	0.0
Residential Pressure Regulation Program	0	0	0	0	\$0	\$0	\$0	\$0	0.0
Leak Detection Pilot Program	0	0	0	0	\$0	\$0	\$0	\$0	0.0
Subtotal	8	92,490	0	4	0	590	570	1,160	
SoCal Water\$mart Commercial Rebates									
High Efficiency Toilets (HET)	0	0	0	0	\$0	\$0	\$0	\$0	0.0
Waterless Urinals	0	0	0	0	\$0	\$0	\$0	\$0	0.0
Cooling Tower Controller	0	0	0	0	\$0	\$0	\$0	\$0	0.0
Weather Based Irrigation Controllers (WBIC)	0	0	0.00	0	\$0	\$0	\$0	\$0	0.0
Rotating Nozzles for Pop-up Spray Heads (0 App/ 0 Nozzles)	0	0	0	0	\$0	\$0	\$0	\$0	0.0
Large Rotary Nozzles	0	0	0	0	\$0	\$0	\$0	\$0	0.0
Central Computerized Irrigation Controller	0	0	0	0	\$0	\$0	\$0	\$0	0.0
Laminar Flow Restrictor	0	0	0	0	\$0	\$0	\$0	\$0	0.0
Air-Cooled Ice Machine	0	0	0	0	\$0	\$0	\$0	\$0	0.0
Turf Replacement (0 Apps)	0	0	0	0	\$0	\$0	\$0	\$0	0.0
Soil Moisture Sensor Systems	0	0	0	0	\$0	\$0	\$0	\$0	0.0
Plumbing Flow Control	0	0	0	0	\$0	\$0	\$0	\$0	0.0
Subtotal	0	0	0	0	\$0	\$0	\$0	\$0	
TOTAL	8	92,490	0	4	\$0	\$590	\$570	\$1,160	

⁽¹⁾ Payback period = $\frac{\text{Total direct program costs}}{\text{AF saved/year} \times \text{MWD Tier II rate/AF}}$

San Antonio Water Company

IEUA Regional Conservation Programs Annual Report

Program	District Devices/ Rebates	Gallons Saved (year)	AF Saved (year)	AF Saved Lifetime	Funding Sources (dollars)				IEUA Payback Period (years)
					Outside Funding	IEUA	MWD	Total	
FY 2018-2019									
SoCal WaterSmart Residential Rebates									
High Efficiency Toilets (HET)	2	16,034	0.0	1	\$0	\$120	\$80	\$200	3.1
High Efficiency Clothes Washers (HECW)	4	44,974	0.1	2	\$0	\$300	\$340	\$640	2.7
Rotating Nozzles for Pop-up Spray Heads (0 Apps/ 0 Nozzles)	0	0	0	0	\$0	\$0	\$0	\$0	0.0
Weather based Irrigation Controllers (WBIC)	11	148,415	0.5	5	\$0	\$880	\$880	\$1,760	2.4
Turf Removal (0 Sq. Ft.)	0	0	0.0	0	\$0	\$0	\$0	\$0	0.0
Rain Barrels	0	0	0.0	0	\$0	\$0	\$0	\$0	0.0
Cisterns	0	0	0.0	0	\$0	\$0	\$0	\$0	0.0
Soil Moisture Sensor Systems	0	0	0.0	0	\$0	\$0	\$0	\$0	0.0
IEUA Locally Implemented Residential Programs									
Landscape Tune-Up Program (0 Small Sites/ 0 Large Sites)	0	N/A	N/A	N/A	\$0	\$0	\$0	\$0	0.0
Residential Landscape Retrofit Program (0 WBIC/ 0 Nozzles)	0	0	0	0	\$0	\$0	\$0	\$0	0.0
Res. Education, Survey, and Controller Upgrade Program (0 WBIC)	0	0	0	0	\$0	\$0	\$0	\$0	0.0
Residential Pressure Regulation Program	0	0	0	0	\$0	\$0	\$0	\$0	0.0
Subtotal	17	209,423	1	7	\$0	\$1,300	\$1,300	\$2,600	5.4
SoCal WaterSmart Commercial Rebates									
High Efficiency Toilets (HET)	0	0	0	0	\$0	\$0	\$0	\$0	0.0
Waterless Urinals	0	0	0	0	\$0	\$0	\$0	\$0	0.0
Cooling Tower Controller	0	0	0	0	\$0	\$0	\$0	\$0	0.0
Weather Based Irrigation Controllers (WBIC)	0	0	0	0	\$0	\$0	\$0	\$0	0.0
Rotating Nozzles for Pop-up Spray Heads (0 Apps/ 0 Nozzles)	0	0	0	0	\$0	\$0	\$0	\$0	0.0
Large Rotary Nozzles	0	0	0	0	\$0	\$0	\$0	\$0	0.0
Central Computerized Irrigation Controller	0	0	0	0	\$0	\$0	\$0	\$0	0.0
Laminar Flow Restrictor	0	0	0	0	\$0	\$0	\$0	\$0	0.0
Air-Cooled Ice Machine	0	0	0	0	\$0	\$0	\$0	\$0	0.0
Turf Removal (0 Sq. Ft.)	0	0	0	0	\$0	\$0	\$0	\$0	0.0
Soil Moisture Sensor Systems	0	0	0	0	\$0	\$0	\$0	\$0	0.0
Plumbing Flow Control	0	0	0	0	\$0	\$0	\$0	\$0	0.0
Subtotal	0	0	0	0	\$0	\$3,608	\$0	\$3,608	
TOTAL	17	209,423	1	7	\$0	\$4,908	\$1,300	\$6,208	

⁽¹⁾ Payback period = $\frac{\text{Total direct program costs}}{\text{AF saved/year} \times \text{MWD Tier II rate/AF}}$

San Antonio Water Company

IEUA Regional Conservation Programs Annual Report

Program	District Devices/ Rebates	Gallons Saved (year)	AF Saved (year)	AF Saved Lifetime	Funding Sources (dollars)				Payback Period (years) ⁽¹⁾
					Outside Funding	IEUA	MWD	Total	
FY 2017-2018									
SoCal Water\$mart Residential Rebates									
High Efficiency Toilets (HET)	0	0	0.00	0	\$0	\$0	\$0	\$0	0.0
High Efficiency Clothes Washers (HECW)	4	44,974	0.14	2	\$0	\$260	\$340	\$600	5.6
Rotating Nozzles for Pop-up Spray Heads (0 Apps/ 0 Nozzles)	0	0	0	0	\$0	\$0	\$0	\$0	0.0
Weather based Irrigation Controllers (WBIC)	2	26,985	0	1	\$0	\$140	\$160	\$300	4.7
Turf Removal (0 Sq. Ft.)	0	0	0.00	0	\$0	\$0	\$0	\$0	0.0
Rain Barrels	0	0	0	0	\$0	\$0	\$0	\$0	0.0
Cisterns	0	0	0	0	\$0	\$0	\$0	\$0	0.0
Soil Moisture Sensor Systems	0	0	0	0	\$0	\$0	\$0	\$0	0.0
IEUA Locally Implemented Residential Programs									
FreeSprinklerNozzles.com Program (\$0 Total Cost)	0	0	0	0	\$0	\$0	\$0	\$0	0.0
Residential Landscape Retrofit Program (4 WBIC/ 135 Nozzles)	1	247,554	0.76	6	\$479	\$19	\$460	\$958	1.6
Residential Education, Survey, and Controller Upgrade Program (0 WBIC)	0	0	0	0	\$0	\$0	\$0	\$0	0.0
Residential Pressure Regulation Program	0	0	0.00	0	\$0	\$0	\$0	\$0	0.0
Subtotal	7	319,512	1	8	\$479	\$419	\$960	\$1,858	
SoCal Water\$mart Commercial Rebates									
High Efficiency Toilets (HET)	0	0	0	0	\$0	\$0	\$0	\$0	0.0
Waterless Urinals	0	0	0	0	\$0	\$0	\$0	\$0	0.0
Cooling Tower Controller	0	0	0	0	\$0	\$0	\$0	\$0	0.0
Weather Based Irrigation Controllers (WBIC)	0	0	0	0	\$0	\$0	\$0	\$0	0.0
Rotating Nozzles for Pop-up Spray Heads (0 Apps/ 0 Nozzles)	0	0	0	0	\$0	\$0	\$0	\$0	0.0
Large Rotary Nozzles	0	0	0	0	\$0	\$0	\$0	\$0	0.0
Central Computerized Irrigation Controller	0	0	0	0	\$0	\$0	\$0	\$0	0.0
Laminar Flow Restrictor	0	0	0	0	\$0	\$0	\$0	\$0	0.0
Air-Cooled Ice Machine	0	0	0	0	\$0	\$0	\$0	\$0	0.0
Turf Removal (0 Sq. Ft.)	0	0	0	0	\$0	\$0	\$0	\$0	0.0
Soil Moisture Sensor Systems	0	0	0	0	\$0	\$0	\$0	\$0	0.0
Plumbing Flow Control	0	0	0	0	\$0	\$0	\$0	\$0	0.0
IEUA Locally Implemented Commercial Programs									
FreeSprinklerNozzles.com Program (\$0 Total Cost)	0	0	0	0	\$0	\$0	\$0	\$0	\$0
Subtotal	0	0	0	0	\$0	\$0	\$0	\$0	
TOTAL	7	319,512	1	8	\$479	\$419	\$960	\$1,858	

⁽¹⁾ Payback period = $\frac{\text{Total direct program costs}}{\text{AF saved/year} \times \text{MWD Tier II rate/AF}}$

San Antonio Water Company

IEUA Regional Conservation Programs Annual Report

Program	District Devices/ Rebates	Gallons Saved (year)	AF Saved (year)	AF Saved Lifetime	Funding Sources (dollars)				Payback Period (years) ⁽¹⁾
					Outside Funding	IEUA	MWD	Total	
FY 2016-2017									
SoCal WaterSmart Residential Rebates									
High Efficiency Toilets (HET)	2	16,034	0.05	1	\$0	\$220	\$80	\$300	8.2
High Efficiency Clothes Washers (HECW)	5	56,218	0.17	2	\$0	\$130	\$425	\$555	4.3
Rotating Nozzles for Pop-up Spray Heads	0	0	0	0	\$0	\$0	\$0	\$0	0.0
Weather based Irrigation Controllers (WBIC)	1	13,492	0	0	\$0	\$0	\$80	\$80	2.6
Turf Removal (4,100 Sq. Ft.)	2	173,705	0.53	5	\$0	\$0	\$8,200	\$8,200	20.7
Rain Barrels	0	0	0	0	\$0	\$0	\$0	\$0	0.0
Cisterns	0	0	0	0	\$0	\$0	\$0	\$0	0.0
Soil Moisture Sensor Systems	0	0	0	0	\$0	\$0	\$0	\$0	0.0
IEUA Locally Implemented Residential Programs									
FreeSprinklerNozzles.com Program	0	0	0	0	\$0	\$0	\$0	\$0	0.0
Residential Landscape Retrofit Program (2 WBIC/0 Nozzles)	1	26,985	0.08	1	\$510	\$0	\$510	\$1,021	16.6
Residential Education, Survey, and Controller Upgrade Program	0	0	0	0	\$0	\$0	\$0	\$0	0.0
Residential Pressure Regulation Program	3	46,930	0.14	1	\$0	\$384	\$281	\$665	6.2
Subtotal	14	333,363	1	11	\$510	\$734	\$9,576	\$10,821	
SoCal WaterSmart Commercial Rebates									
High Efficiency Toilets (HET)	0	0	0	0	\$0	\$0	\$0	\$0	0.0
Waterless Urinals	0	0	0	0	\$0	\$0	\$0	\$0	0.0
Cooling Tower Controller	0	0	0	0	\$0	\$0	\$0	\$0	0.0
Weather Based Irrigation Controllers (WBIC)	0	0	0	0	\$0	\$0	\$0	\$0	0.0
Rotating Nozzles for Pop-up Spray Heads	0	0	0	0	\$0	\$0	\$0	\$0	0.0
Large Rotary Nozzles	0	0	0	0	\$0	\$0	\$0	\$0	0.0
Central Computerized Irrigation Controller	0	0	0	0	\$0	\$0	\$0	\$0	0.0
Laminar Flow Restrictor	0	0	0	0	\$0	\$0	\$0	\$0	0.0
Air-Cooled Ice Machine	0	0	0	0	\$0	\$0	\$0	\$0	0.0
Turf Removal (0 Sq. Ft.)	0	0	0	0	\$0	\$0	\$0	\$0	0.0
Soil Moisture Sensor Systems	0	0	0	0	\$0	\$0	\$0	\$0	0.0
Plumbing Flow Control	0	0	0	0	\$0	\$0	\$0	\$0	0.0
IEUA Locally Implemented Commercial Programs									
FreeSprinklerNozzles.com Program	0	0	0	0	\$0	\$0	\$0	\$0	
Subtotal	0	0	0	0	\$0	\$0	\$0	\$0	
TOTAL	14	333,363	1	11	\$510	\$734	\$9,576	\$10,821	

⁽¹⁾ Payback period = $\frac{\text{Total direct program costs}}{\text{AF saved/year} \times \text{MWD Tier II rate/AF}}$

San Antonio Water Company IEUA Regional Conservation Programs Annual Report

Program	District Devices/ Rebates	Gallons Saved (year)	AF Saved (year)	AF Saved Lifetime	Funding Sources (dollars)			Payback Period (years) ⁽¹⁾	
					Outside Funding	IEUA	MWD		Total
FY 2015-2016									
SoCal WaterSmart Residential Rebates									
High Efficiency Toilets (HET)	17	235,463	1	14	\$0	\$444	\$1,580	\$2,024	3.9
High Efficiency Clothes Washers (HECW)	2	22,487	0.07	1	\$0	\$130	\$170	\$300	6.0
Rotating Nozzles for Pop-up Spray Heads	0	0	0	0	\$0	\$0	\$0	\$0	0.0
Weather based Irrigation Controllers (WBIC)	0	0	0	0	\$0	\$0	\$0	\$0	0.0
Turf Removal (24,311 Sq. Ft.)	10	1,029,984	3	32	\$5,000	\$0	\$48,302	\$53,302	23.4
Rain Barrels	4	2,477	0.01	0.08	\$0	\$0	\$300	\$300	54.7
Soil Moisture Sensor Systems	0	0	0	0	\$0	\$0	\$0	\$0	0.0
IEUA Locally Implemented Residential Programs									
FreeSprinklerNozzles.com Program	0	0	0	0	\$0	\$0	\$0	\$0	0.0
Residential Landscape Retrofit Program (9 WBIC/0 Nozzles)	5	953,258	3	29	\$2,896	\$0	\$2,896	\$5,792	2.7
Landscape Transformation Program (Sq. Ft.)	0	0	0	0	\$0	\$0	\$0	\$0	0.0
Waterless Urinals	0	0	0	0	\$0	\$0	\$0	\$0	0.0
Cooling Tower Controller	0	0	0	0	\$0	\$0	\$0	\$0	0.0
Weather Based Irrigation Controllers (WBIC)	0	0	0	0	\$0	\$0	\$0	\$0	0.0
Rotating Nozzles for Pop-up Spray Heads	0	0	0	0	\$0	\$0	\$0	\$0	0.0
Laminar Flow Restrictor	0	0	0	0	\$0	\$0	\$0	\$0	0.0
Turf Removal (Sq. Ft.)	0	0	0	0	\$0	\$0	\$0	\$0	0.0
Soil Moisture Sensor Systems	0	0	0	0	\$0	\$0	\$0	\$0	0.0
IEUA Locally Implemented Commercial Programs									
FreeSprinklerNozzles.com Program	0	0	0	0	\$0	\$0	\$0	\$0	0.0
Subtotal	0	0	0	0	\$0	\$0	\$0	\$0	
TOTAL	38	2,243,668	7	76	\$7,896	\$574	\$53,248	\$61,718	

⁽¹⁾ Payback period = $\frac{\text{Total direct program costs}}{\text{AF saved/year} \times \text{MWD Tier II rate/AF}}$

San Antonio Water Company

IEUA Regional Conservation Programs Annual Report

Program	District Devices/ Rebates	Gallons Saved (year)	AF Saved (year)	AF Saved Lifetime	Funding Sources (dollars)			Payback Period (years) ⁽¹⁾	
					Outside Funding	IEUA	MWD		Total
FY 2014-2015									
SoCal WaterSmart Residential Rebates									
High Efficiency Toilets (HET)	6	53,969	0	3	\$0	\$300	\$300	\$600	4.8
High Efficiency Clothes Washers (HECW)	7	62,964	0.19	3	\$0	\$455	\$560	\$1,015	7.0
Rotating Nozzles for Pop-up Spray Heads	0	0	0	0	\$0	\$0	\$0	\$0	0.0
Weather based Irrigation Controllers (WBIC)	3	317,753	1	10	\$0	\$210	\$240	\$450	0.6
Turf Removal (Sq. Ft.)	0	0	0	0	\$0	\$0	\$0	\$0	0.0
Rain Barrels	8	847,340	2.60	26.00	\$0	\$0	\$600	\$600	0.3
IEUA Locally Implemented Residential Programs									
FreeSprinklerNozzles.com Program	0	0	0	0	\$0	\$0	\$0	\$0	0.0
Residential Landscape Retrofit Program (20 WBIC/0 Nozzles)	9	2,118,350	7	65	\$10,561	\$0	\$10,561	\$21,122	4.3
Landscape Transformation Program	0	0	0	0	\$0	\$0	\$0	\$0	0.0
Subtotal	33	3,400,375	10	107	\$10,561	\$965	\$12,261	\$23,787	
SoCal WaterSmart Commercial Rebates									
High Efficiency Toilets (HET)	0	0	0	0	\$0	\$0	\$0	\$0	0.0
Waterless Urinals	0	0	0	0	\$0	\$0	\$0	\$0	0.0
Cooling Tower Controller	0	0	0	0	\$0	\$0	\$0	\$0	0.0
Weather Based Irrigation Controllers (WBIC)	0	0	0	0	\$0	\$0	\$0	\$0	0.0
Rotating Nozzles for Pop-up Spray Heads	0	0	0	0	\$0	\$0	\$0	\$0	0.0
Large Rotary Nozzles	0	0	0	0	\$0	\$0	\$0	\$0	0.0
Central Computerized Irrigation Controller	0	0	0	0	\$0	\$0	\$0	\$0	0.0
Laminar Flow Restrictor	0	0	0	0	\$0	\$0	\$0	\$0	0.0
Air-Cooled Ice Machine	0	0	0	0	\$0	\$0	\$0	\$0	0.0
Turf Removal (Sq. Ft.)	0	0	0	0	\$0	\$0	\$0	\$0	0.0
IEUA Locally Implemented Commercial Programs									
FreeSprinklerNozzles.com Program	0	0	0	0	\$0	\$0	\$0	\$0	0.0
Subtotal	0	0	0	0	\$0	\$0	\$0	\$0	
TOTAL	33	3,400,375	10	107	\$10,561	\$965	\$12,261	\$23,787	

⁽¹⁾ Payback period =
$$\frac{\text{Total direct program costs}}{\text{AF saved/year} \times \text{MWD Tier II rate/AF}}$$

San Antonio Water Company

IEUA Regional Conservation Programs Annual Report

Program	District Devices/ Rebates	Gallons Saved (year)	AF Saved (year)	AF Saved Lifetime	Funding Sources (dollars)				Payback Period (years) ⁽¹⁾
					Outside Funding	IEUA	MWD	Total	
FY 2013-2014									
SoCal WaterSmart Residential Rebates									
High Efficiency Toilets (HET)	1	8,993	0	1	\$0	\$50	\$50	\$100	4.8
High Efficiency Clothes Washers (HECW)	13	116,915	0.36	5	\$0	\$845	\$1,040	\$1,885	7.0
Rotating Nozzles for Pop-up Spray Heads	2	2,607	0.01	0.04	\$0	\$4	\$8	\$12	2.0
Weather based Irrigation Controllers (WBIC)	1	105,902	0.33	3	\$0	\$70	\$80	\$150	0.6
Rain Barrels	5	529,508	1.63	16.25	\$0	\$0	\$375	\$375	
IEUA Locally Implemented Residential Programs									
FreeSprinklerNozzles.com Program	0	0	0	0	\$0	\$0	\$0	\$0	0.0
Residential Landscape Retrofit Program (6 WBIC/74 Nozzles)	4	651,702	2	22	\$1,843	\$0	\$1,843	\$3,686	2.5
Landscape Transformation Program	0	0	0	0	\$0	\$0	\$0	\$0	0.0
Subtotal	26	1,415,627	4	47	\$1,843	\$969	\$3,396	\$6,208	
SoCal WaterSmart Commercial Rebates									
High Efficiency Toilets (HET)	0	0	0	0	\$0	\$0	\$0	\$0	0.0
Waterless Urinals	0	0	0	0	\$0	\$0	\$0	\$0	0.0
Cooling Tower Controller	0	0	0	0	\$0	\$0	\$0	\$0	0.0
Weather Based Irrigation Controllers (WBIC)	0	0	0	0	\$0	\$0	\$0	\$0	0.0
Rotating Nozzles for Pop-up Spray Heads	0	0	0	0	\$0	\$0	\$0	\$0	0.0
Large Rotary Nozzles	0	0	0	0	\$0	\$0	\$0	\$0	0.0
Central Computerized Irrigation Controller	0	0	0	0	\$0	\$0	\$0	\$0	0.0
Laminar Flow Restrictor	0	0	0	0	\$0	\$0	\$0	\$0	0.0
Air-Cooled Ice Machine	0	0	0	0	\$0	\$0	\$0	\$0	0.0
Turf Removal	0	0	0	0	\$0	\$0	\$0	\$0	0.0
IEUA Locally Implemented Commercial Programs									
FreeSprinklerNozzles.com Program	0	0	0	0	\$0	\$0	\$0	\$0	0.0
Subtotal	0	0	0	0	\$0	\$0	\$0	\$0	
TOTAL	26	1,415,627	4	47	\$1,843	\$969	\$3,396	\$6,208	

⁽¹⁾ Payback period =
$$\frac{\text{Total direct program costs}}{\text{AF saved/year} \times \text{MWD Tier II rate/AF}}$$

San Antonio Water Company

IEUA Regional Conservation Programs Annual Report

Program	District Devices/ Rebates	Gallons Saved (year)	AF Saved (year)	AF Saved Lifetime	Funding Sources (dollars)				Payback Period (years) ⁽¹⁾
					Outside Funding	IEUA	MWD	Total	
FY 2012-2013									
SoCal WaterSmart Residential Rebates									
High Efficiency Toilets (HET)	0	0	0	0	\$0	\$0	\$0	\$0	0.0
High Efficiency Clothes Washers (HECW)	6	53,961	0.17	2	\$0	\$390	\$480	\$870	7.2
Rotating Nozzles for Pop-up Spray Heads	2	2,607	0.01	0.04	\$0	\$4	\$8	\$12	2.1
Weather based Irrigation Controllers (WBIC)	1	105,902	0.33	3	\$0	\$70	\$80	\$150	0.6
IEUA Locally Implemented Residential Programs									
FreeSprinklerNozzles.com Program	0	0	0	0	\$0	\$0	\$0	\$0	0.0
Residential Landscape Retrofit Program	4	651,702	2	22	\$1,598	\$260	\$1,858	\$3,716	2.6
Landscape Transformation Program	0	0	0	0	\$0	\$0	\$0	\$0	0.0
Subtotal	13	814,171	2	28	\$1,598	\$724	\$2,426	\$4,748	
IEUA High Efficiency Toilet (HET) Installation Prog.									
IEUA Multi-Family Direct Install Prog. (HET)	0	0	0	0	\$0	\$0	\$0	\$0	0.0
IEUA Single-Family Direct Install Prog. (HET)	18	249,276	1	15	\$1,320	\$642	\$900	\$2,862	5.1
Subtotal	18	249,276	1	15	\$1,320	\$642	\$900	\$2,862	
SoCal WaterSmart Commercial Rebates									
High Efficiency Toilets (HET)	0	0	0	0	\$0	\$0	\$0	\$0	0.0
Waterless Urinals	0	0	0	0	\$0	\$0	\$0	\$0	0.0
Cooling Tower Controller	0	0	0	0	\$0	\$0	\$0	\$0	0.0
High Efficiency Clothes Washers	0	0	0	0	\$0	\$0	\$0	\$0	0.0
Weather based Irrigation Controllers (WBIC)	0	0	0	0	\$0	\$0	\$0	\$0	0.0
Rotating Nozzles for Pop-up Spray Heads	0	0	0	0	\$0	\$0	\$0	\$0	0.0
Large Rotary Nozzles	0	0	0	0	\$0	\$0	\$0	\$0	0.0
Laminar Flow Restrictor	0	0	0	0	\$0	\$0	\$0	\$0	0.0
Air-Cooled Ice Machine	0	0	0	0	\$0	\$0	\$0	\$0	0.0
IEUA Locally Implemented Commercial Programs									
Fontana Unified School Retrofit Program	0	0	0	0	\$0	\$0	\$0	\$0	0.0
FreeSprinklerNozzles.com Program	0	0	0	0	\$0	\$0	\$0	\$0	0.0
Subtotal	0	0	0	0	\$0	\$0	\$0	\$0	
TOTAL	31	1,063,447	3	43	\$2,918	\$1,366	\$3,326	\$7,610	

⁽¹⁾ Payback period =
$$\frac{\text{Total direct program costs}}{\text{AF saved/year} \times \text{MWD Tier II rate/AF}}$$

San Antonio Water Company

IEUA Regional Conservation Programs Annual Report

Program	District Devices/ Rebates	Gallons Saved (year)	AF Saved (year)	AF Saved Lifetime	Funding Sources (dollars)				Payback Period (years) ⁽¹⁾
					Outside Funding	IEUA	MWD	Total	
FY 2011-2012									
Residential Rebate Programs									
High Efficiency Clothes Washers (HECW)	8	71,948	0.22	3.31	\$0	\$400	\$880	\$1,280	8.5
Rotating Nozzles for Pop-up Spray Heads	0	0	0.00	0.00	\$0	\$0	\$0	\$0	0.0
Weather Based Irrigation Controllers (WBIC)	1	105,902	0.33	3.25	\$0	\$45	\$80	\$125	0.6
FreeSprinklerNozzles.com Program	0	0	0.00	0.00	\$0	\$0	\$0	\$0	0.0
Residential Landscape Retrofit Program	6	1,955,106	6.00	55.00	\$0	\$3,737	\$3,529	\$7,266	2.4
Subtotal	15	2,132,955	7	62	\$0	\$4,182	\$4,489	\$8,671	
IEUA Multi-Family Direct Install Prog. (HET)									
IEUA Multi-Family Direct Install Prog. (HET)	0	0	0.00	0.00	\$0	\$0	\$0	\$0	0.0
IEUA Single-Family Direct Install Prog. (HET)	12	166,184	0.51	10.20	\$880	\$428	\$600	\$1,908	5.5
Subtotal	12	166,184	1	10	\$880	\$428	\$600	\$1,908	
CII Save-A-Buck Rebate Program									
High Efficiency Toilets (HET)	0	0	0.00	0.00	\$0	\$0	\$0	\$0	0.0
Waterless Urinals	0	0	0.00	0.00	\$0	\$0	\$0	\$0	0.0
Conductivity Controller	0	0	0.00	0.00	\$0	\$0	\$0	\$0	0.0
High Efficiency Clothes Washers	0	0	0.00	0.00	\$0	\$0	\$0	\$0	0.0
Weather Based Irrigation Controllers (WBIC)	0	0	0.00	0.00	\$0	\$0	\$0	\$0	0.0
Rotating Nozzles for Pop-up Spray Heads	0	0	0.00	0.00	\$0	\$0	\$0	\$0	0.0
Large Rotary Nozzles	0	0	0.00	0.00	\$0	\$0	\$0	\$0	0.0
Pre-Rinse Nozzles	0	0	0.00	0.00	\$0	\$0	\$0	\$0	0.0
FreeSprinklerNozzles.com Program	0	0	0.00	0.00	\$0	\$0	\$0	\$0	0.0
Central Computerized Irrigation Controller	0	0	0.00	0.00	\$0	\$0	\$0	\$0	0.0
Subtotal	0	0	0	0	\$0	\$0	\$0	\$0	
TOTAL	27	2,299,139	8	72	\$880	\$4,610	\$5,089	\$10,579	

⁽¹⁾ Payback period = $\frac{\text{Total direct program costs}}{\text{AF saved/year} \times \text{MWD Tier II rate/AF}}$

San Antonio Water Company

IEUA Regional Conservation Programs Annual Report

Program	District Devices/ Rebates	Gallons Saved (year)	AF Saved (year)	AF Saved Lifetime	Funding Sources (dollars)				Payback Period (years) ⁽¹⁾
					Outside Funding	IEUA	MWD	Total	
FY 2010-2011									
Residential Rebate Programs									
High Efficiency Toilets (HET)	0	0	0.00	0.00	\$0	\$0	\$0	\$0	0.0
High Efficiency Clothes Washers (HECW)	9	80,941	0.25	3.73	\$0	\$450	\$990	\$1,440	11.6
Rotating Nozzles for Pop-up Spray Heads	0	0	0.00	0.00	\$0	\$0	\$0	\$0	0.0
Weather Based Irrigation Controllers (WBIC)	0	0	0.00	0.00	\$0	\$0	\$0	\$0	0.0
Water Wise Landscape (Turf Buy Back) (Sq. Ft.)	0	0	0.00	0.00	\$0	\$0	\$0	\$0	0.0
Synthetic Turf (5,235 Sq. Ft.)	8	238,816	0.73	7.33	\$0	\$2,356	\$1,571	\$3,926	10.7
Subtotal	17	319,758	1	11	\$0	\$2,806	\$2,561	\$5,366	
IEUA Multi-Family Direct Install Prog. (HET)									
IEUA Multi-Family Direct Install Prog. (HET)	0	0	0.00	0.00	\$0	\$0	\$0	\$0	0.0
Subtotal	0	0	0	0	\$0	\$0	\$0	\$0	
CII Save-A-Buck Rebate Program									
Waterless Urinals	0	0	0.00	0.00	\$0	\$0	\$0	\$0	0.0
High Efficiency Clothes Washers	0	0	0.00	0.00	\$0	\$0	\$0	\$0	0.0
Water Brooms	0	0	0.00	0.00	\$0	\$0	\$0	\$0	0.0
Weather Based Irrigation Controllers (WBIC)	0	0	0.00	0.00	\$0	\$0	\$0	\$0	0.0
Synthetic Turf (Sq. Ft.)	0	0	0.00	0.00	\$0	\$0	\$0	\$0	0.0
Rotating Nozzles for Pop-up Spray Heads	0	0	0.00	0.00	\$0	\$0	\$0	\$0	0.0
Pre-Rinse Nozzles	0	0	0.00	0.00	\$0	\$0	\$0	\$0	0.0
Subtotal	0	0	0	0	\$0	\$0	\$0	\$0	
TOTAL	17	319,758	1	11	\$0	\$2,806	\$2,561	\$5,366	

⁽¹⁾ Payback period =
$$\frac{\text{Total direct program costs}}{\text{AF saved/year} \times \text{MWD Tier II rate/AF}}$$

San Antonio Water Company

IEUA Regional Conservation Programs Annual Report

Program	District Devices/ Rebates	Gallons Saved (year)	AF Saved (year)	AF Saved Lifetime	Funding Sources (dollars)				Payback Period (years) ⁽¹⁾
					Outside Funding	IEUA	MWD	Total	
FY 2009-2010									
Residential Rebate Programs									
High Efficiency Toilets (HET)	0	0	0.00	0.00	\$0	\$0	\$0	\$0	0
High Efficiency Clothes Washers (HECW)	0	0	0.00	0.00	\$0	\$0	\$0	\$0	0
Rotating Nozzles for Pop-up Spray Heads	0	0	0.00	0.00	\$0	\$0	\$0	\$0	0
Weather Based Irrigation Controllers (WBIC)	0	0	0.00	0.00	\$0	\$0	\$0	\$0	0
Water Wise Landscape (Turf Buy Back) (Sq. Ft.)	0	0	0.00	0.00	\$0	\$0	\$0	\$0	0
Synthetic Turf (5,235 Sq. Ft.)	2	238,816	0.73	7.33	\$0	\$2,356	\$1,571	\$3,926	10.7
Subtotal	2	238,816	1	7	\$0	\$2,356	\$1,571	\$3,926	
IEUA Multi-Family Direct Install Prog. (HET)									
IEUA Multi-Family Direct Install Prog. (HET)	0	0	0.00	0.00	\$0	\$0	\$0	\$0	0.0
Subtotal	0	0	0	0	\$0	\$0	\$0	\$0	
CII Save-A-Buck Rebate Program									
ULFT Tank	0	0	0.00	0.00	\$0	\$0	\$0	\$0	0.0
High Efficiency Toilets (HET)	0	0	0.00	0.00	\$0	\$0	\$0	\$0	0.0
Waterless Urinals	0	0	0.00	0.00	\$0	\$0	\$0	\$0	0.0
High Efficiency Clothes Washers	0	0	0.00	0.00	\$0	\$0	\$0	\$0	0.0
Water Brooms	0	0	0.00	0.00	\$0	\$0	\$0	\$0	0.0
Weather Based Irrigation Controllers (WBIC)	0	0	0.00	0.00	\$0	\$0	\$0	\$0	0.0
Synthetic Turf (Sq. Ft.)	0	0	0.00	0.00	\$0	\$0	\$0	\$0	0.0
Rotating Nozzles for Pop-up Spray Heads	0	0	0.00	0.00	\$0	\$0	\$0	\$0	0.0
Pre-Rinse Nozzles	0	0	0.00	0.00	\$0	\$0	\$0	\$0	0.0
Subtotal	0	0	0	0.00	\$0	\$0	\$0	\$0	
TOTAL	2	238,816	1	7	\$0	\$2,356	\$1,571	\$3,926	

⁽¹⁾ Payback period =
$$\frac{\text{Total direct program costs}}{\text{AF saved/year} \times \text{MWD Tier II rate/AF}}$$

San Antonio Water Company IEUA Regional Conservation Programs Annual Report

Program	District Devices/ Rebates	Gallons Saved (year)	AF Saved (year)	AF Saved Lifetime	Funding Sources (dollars)				Payback Period (years) ⁽¹⁾
					Outside Funding	IEUA	MWD	Total	
FY 2008-2009									
Residential Rebate Programs									
Ultra Low Flush Toilets (ULFT)	0	0	0.00	0.00	\$0	\$0	\$0	\$0	0.0
High Efficiency Toilets (HET)	2	27,697	0.09	1.70	\$0	\$0	\$330	\$330	7.8
High Efficiency Clothes Washers (HECW)	9	80,941	0.25	3.73	\$0	\$0	\$990	\$990	8.0
Rotating Nozzles for Pop-up Spray Heads	0	0	0.00	0.00	\$0	\$0	\$0	\$0	0.0
Weather Based Irrigation Controllers (WBIC)	0	0	0.00	0.00	\$0	\$0	\$0	\$0	0.0
Water Wise Landscape (Turf Buy Back) (3,750 Sq. Ft.)	3	171,072	0.53	5.25	\$0	\$6,000	\$0	\$6,000	22.9
Synthetic Turf (840 Sq. Ft.)	1	38,320	0.12	1.18	\$0	\$252	\$252	\$504	8.6
Subtotal	15	318,031	1	12	\$0	\$6,252	\$1,572	\$7,824	
IEUA Multi-Family Direct Install Prog. (HET)									
IEUA Multi-Family Direct Install Prog. (HET)	0	0	0.00	0.00	\$0	\$0	\$0	\$0	0.0
Subtotal	0	0	0	0	\$0	\$0	\$0	\$0	
CII Save-A-Buck Rebate Program									
ULFT Flushometer	0	0	0.00	0.00	\$0	\$0	\$0	\$0	0.0
ULFT Tank	0	0	0.00	0.00	\$0	\$0	\$0	\$0	0.0
High Efficiency Toilets (HET)	0	0	0.00	0.00	\$0	\$0	\$0	\$0	0.0
Waterless Urinals	0	0	0.00	0.00	\$0	\$0	\$0	\$0	0.0
Conductivity Controller	0	0	0.00	0.00	\$0	\$0	\$0	\$0	0.0
High Efficiency Clothes Washers	0	0	0.00	0.00	\$0	\$0	\$0	\$0	0.0
Water Brooms	0	0	0.00	0.00	\$0	\$0	\$0	\$0	0.0
Weather Based Irrigation Controllers (WBIC)	0	0	0.00	0.00	\$0	\$0	\$0	\$0	0.0
Synthetic Turf (Sq. Ft.)	0	0	0.00	0.00	\$0	\$0	\$0	\$0	0.0
Rotating Nozzles for Pop-up Spray Heads	0	0	0.00	0.00	\$0	\$0	\$0	\$0	0.0
Large Rotary Nozzles	0	0	0.00	0.00	\$0	\$0	\$0	\$0	0.0
Pre-Rinse Nozzles	0	0	0.00	0.00	\$0	\$0	\$0	\$0	0.0
Subtotal	0	0	0	0	\$0	\$0	\$0	\$0	
MWD Public Sector Program									
High Efficiency Toilets (HET)	0	0	0.00	0.00	\$0	\$0	\$0	\$0	0.0
Waterless Urinals	0	0	0.00	0.00	\$0	\$0	\$0	\$0	0.0
Water Brooms	0	0	0.00	0.00	\$0	\$0	\$0	\$0	0.0
Weather Based Irrigation Controllers (WBIC)	0	0	0.00	0.00	\$0	\$0	\$0	\$0	0.0
Central Computer Irrigation Controllers (CCIC)	0	0	0.00	0.00	\$0	\$0	\$0	\$0	0.0
Synthetic Turf (Sq. Ft.)	0	0	0.00	0.00	\$0	\$0	\$0	\$0	0.0
Subtotal	0	0	0	0	\$0	\$0	\$0	\$0	
TOTAL	15	318,031	1	12	\$0	\$6,252	\$1,572	\$7,824	

⁽¹⁾ Payback period = $\frac{\text{Total direct program costs}}{\text{AF saved/year} \times \text{MWD Tier II rate/AF}}$

San Antonio Water Company

IEUA Regional Conservation Programs Annual Report

Program	District Devices/ Rebates	Gallons Saved (year)	AF Saved (year)	AF Saved Lifetime	Funding Sources (dollars)				Payback Period (years) ⁽¹⁾
					Outside Funding	IEUA	MWD	Total	
FY 2007-2008									
Residential Rebate Programs									
Ultra Low Flush Toilets (ULFT)	4	49,399	0.15	3.03	\$0	\$0	\$240	\$240	3.7
High Efficiency Toilets (HET)	1	13,849	0.04	0.85	\$0	\$0	\$165	\$165	9.1
High Efficiency Clothes Washers (HECW)	24	215,844	0.66	9.94	\$0	\$0	\$2,640	\$2,640	9.3
Rotating Nozzles for Pop-up Spray Heads	19	24,765	0.08	0.38	\$0	\$0	\$76	\$76	2.3
Weather Based Irrigation Controllers (WBIC)	3	317,705	0.98	9.75	\$0	\$480	\$240	\$720	1.7
Water Wise Landscape (Turf Buy Back) (Sq. Ft.)	0	0	0.00	0.00	\$0	\$0	\$0	\$0	0.0
Synthetic Turf (3,559 Sq. Ft.)	2	162,359	0.50	4.98	\$0	\$1,068	\$1,068	\$2,135	10.0
Subtotal	53	783,919	2	29	\$0	\$1,548	\$4,429	\$5,976	
IEUA Multi-Family Direct Install Prog. (HET/ULFT)									
IEUA Multi-Family Direct Install Prog. (HET/ULFT)	0	0	0.00	0.00	\$0	\$0	\$0	\$0	0.0
Subtotal	0	0	0	0	\$0	\$0	\$0	\$0	
CII Save-A-Buck Rebate Program									
ULFT Flushometer	0	0	0.00	0.00	\$0	\$0	\$0	\$0	0.0
ULFT Tank	0	0	0.00	0.00	\$0	\$0	\$0	\$0	0.0
High Efficiency Toilets (HET)	0	0	0.00	0.00	\$0	\$0	\$0	\$0	0.0
Waterless Urinals	0	0	0.00	0.00	\$0	\$0	\$0	\$0	0.0
Conductivity Controller	0	0	0.00	0.00	\$0	\$0	\$0	\$0	0.0
High Efficiency Clothes Washers	0	0	0.00	0.00	\$0	\$0	\$0	\$0	0.0
Water Brooms	0	0	0.00	0.00	\$0	\$0	\$0	\$0	0.0
Weather Based Irrigation Controllers (WBIC)	0	0	0.00	0.00	\$0	\$0	\$0	\$0	0.0
Synthetic Turf (1,200 Sq. Ft.)	1	54,743	0.17	1.68	\$0	\$360	\$360	\$720	10.0
Rotating Nozzles for Pop-up Spray Heads	0	0	0.00	0.00	\$0	\$0	\$0	\$0	0.0
Subtotal	1	54,743	0	2	\$0	\$360.00	\$360.00	\$720.00	
MWD Public Sector Program									
High Efficiency Toilets (HET)	0	0	0.00	0.00	\$0	\$0	\$0	\$0	0.0
Waterless Urinals	0	0	0.00	0.00	\$0	\$0	\$0	\$0	0.0
Water Brooms	0	0	0.00	0.00	\$0	\$0	\$0	\$0	0.0
Weather Based Irrigation Controllers (WBIC)	0	0	0.00	0.00	\$0	\$0	\$0	\$0	0.0
Central Computer Irrigation Controllers (CCIC)	0	0	0.00	0.00	\$0	\$0	\$0	\$0	0.0
Subtotal	0	0	0	0	\$0	\$0	\$0	\$0	
TOTAL	54	838,662	3	31	\$0	\$1,908	\$4,789	\$6,696	

⁽¹⁾ Payback period = $\frac{\text{Total direct program costs}}{\text{AF saved/year} \times \text{MWD Tier II rate/AF}}$

San Antonio Water Company IEUA Regional Conservation Programs Annual Report

Program	District Devices/ Rebates	Gallons Saved (year)	AF Saved (year)	AF Saved Lifetime	Funding Sources (dollars)				Payback Period (years) ⁽¹⁾
					Outside Funding	IEUA	MWD	Total	
FY 2006-2007									
Residential Programs									
Ultra Low Flush Toilets (ULFT)	1	11,307	0.03	0.69	\$0	\$0	\$60	\$60	4.0
High Efficiency Toilets (HET)	0	0	0.00	0.00	\$0	\$0	\$0	\$0	0.0
High Efficiency Clothes Washers (HECW)	16	441,072	1.35	20.30	\$0	\$0	\$1,760	\$1,760	3.0
Rotating Sprinkler Nozzles	0	0	0.00	0.00	\$0	\$0	\$0	\$0	0.0
Weather Based Irrigation Controllers (WBIC) - Rebate	0	0	0.00	0.00	\$0	\$0	\$0	\$0	0.0
Weather Based Irrigation Controllers (WBIC) - Distribution	12	2,541,638	7.80	78.00	\$0	\$0	\$2,880	\$2,880	0.9
Subtotal	29	2,982,710	9	99	\$0	\$0	\$4,640	\$4,640	
IEUA Multi-Family Direct Install Prog. (HET/ULFT)									
Multi-Family Toilet Program (HET/ULFT)	0	0	0.00	0.00	\$0	\$0	\$0	\$0	0.0
Subtotal	0	0	0	0	\$0	\$0	\$0	\$0	
CII Save-A-Buck Rebate Program									
ULFT Flushometer	0	0	0.00	0.00	\$0	\$0	\$0	\$0	0.0
ULFT Tank	0	0	0.00	0.00	\$0	\$0	\$0	\$0	0.0
High Efficiency Toilets (HET)	0	0	0.00	0.00	\$0	\$0	\$0	\$0	0.0
Zero Water Urinal	0	0	0.00	0.00	\$0	\$0	\$0	\$0	0.0
Conductivity Controller	0	0	0.00	0.00	\$0	\$0	\$0	\$0	0.0
High Efficiency Clothes Washers (HECW)	0	0	0.00	0.00	\$0	\$0	\$0	\$0	0.0
Water Brooms	0	0	0.00	0.00	\$0	\$0	\$0	\$0	0.0
Weather Based Irrigation Controllers (WBIC)	0	0	0.00	0.00	\$0	\$0	\$0	\$0	0.0
Subtotal	0	0	0	0	\$0	\$0	\$0	\$0	
TOTAL	29	2,982,710	9	99	\$0	\$0	\$4,640	\$4,640	

⁽¹⁾ Payback period = $\frac{\text{Total direct program costs}}{\text{AF saved/year} \times \text{MWD Tier II rate/AF}}$

San Antonio Water Company

IEUA Regional Conservation Programs Annual Report

Program	District Devices/ Rebates	Gallons Saved (year)	AF Saved (year)	AF Saved Lifetime	Funding Sources (dollars)				Payback Period (years) ⁽¹⁾
					Outside Funding	IEUA	MWD	Total	
FY 2005-2006									
Residential Programs									
City Event (ULFT)	0	0	0.00	0.00	\$0	\$0	\$0	\$0	0.0
IEUA Regional Event (ULFT)	0	0	0.00	0.00	\$0	\$0	\$0	\$0	0.0
IEUA Rebate Program (ULFT)	11	124,377	0.38	7.63	\$0	\$11	\$660	\$671	4.1
High Efficiency Clothes Washers	14	125,909	0.39	5.80	\$0	\$14	\$1,540	\$1,554	9.4
Subtotal	25	250,286	1	13	\$0	\$25	\$2,200	\$2,225	
IEUA Multi-Family Direct Install Prog. (HET/ULFT)									
Multi-Family Program	4	45,228	0.14	2.78	\$0	\$420	\$240	\$660	11.1
Subtotal	4	45,228	0.14	3	\$0	\$420	\$240	\$660	11.1
CII Save-A-Buck Rebate Program									
ULFT's (Tank)	0	0	0.00	0.00	\$0	\$0	\$0	\$0	0.0
Conductivity Controller (MWD CII)	0	0	0.00	0.00	\$0	\$0	\$0	\$0	0.0
High Efficiency Clothes Washers	0	0	0.00	0.00	\$0	\$0	\$0	\$0	0.0
Water Brooms	0	0	0.00	0.00	\$0	\$0	\$0	\$0	0.0
Pre-Rinse Spray Nozzles	0	0	0.00	0.00	\$0	\$0	\$0	\$0	0.0
Weather Based Irrigation Controllers (WBIC)	0	0	0.00	0.00	\$0	\$0	\$0	\$0	0.0
Subtotal	0	0	0	0	\$0	\$0	\$0	\$0	
TOTAL	29	295,514	1	16	\$0	\$445	\$2,440	\$2,885	

FY 2004-2005									
Residential Programs									
City Event (ULFT)	0	0	0.00	0.00	\$0	\$0	\$0	\$0	0.0
IEUA Regional Event (ULFT)	2	22,614	0.07	1.39	\$0	\$22	\$120	\$142	4.8
IEUA Rebate Program (ULFT)	6	67,842	0.21	4.16	\$0	\$6	\$360	\$366	4.1
High Efficiency Clothes Washers	26	233,831	0.72	10.76	\$0	\$26	\$2,860	\$2,886	9.4
Pool Cover Rebates	0	0	0.00	0.00	\$0	\$0	\$0	\$0	0.0
Subtotal	34	324,287	1	16	\$0	\$54	\$3,340	\$3,394	
IEUA Multi-Family Direct Install Prog. (HET/ULFT)									
Multi-Family Program	0	0	0.00	0.00	\$0	\$0	\$0	\$0	0.0
Subtotal	0	0	0	0	\$0	\$0	\$0	\$0	0.0
CII Save-A-Buck Rebate Program									
ULFT's (Tank)	0	0	0.00	0.00	\$0	\$0	\$0	\$0	0.0
Conductivity Controller	0	0	0.00	0.00	\$0	\$0	\$0	\$0	0.0
High Efficiency Clothes Washers	0	0	0.00	0.00	\$0	\$0	\$0	\$0	0.0
Water Brooms	0	0	0.00	0.00	\$0	\$0	\$0	\$0	0.0
Pre-Rinse Spray Nozzles	0	0	0.00	0.00	\$0	\$0	\$0	\$0	0.0
X-Ray Film Processor	0	0	0.00	0.00	\$0	\$0	\$0	\$0	0.0
Subtotal	0	0	0	0	\$0	\$0	\$0	\$0	
TOTAL	34	324,287	1	16	\$0	\$54	\$3,340	\$3,394	

⁽¹⁾ Payback period = $\frac{\text{Total direct program costs}}{\text{AF saved/year} \times \text{MWD Tier II rate/AF}}$

San Antonio Water Company

IEUA Regional Conservation Programs Annual Report

Program	District Devices/ Rebates	Gallons Saved (year)	AF Saved (year)	AF Saved Lifetime	Funding Sources (dollars)				Payback Period (years) ⁽¹⁾
					Outside Funding	IEUA	MWD	Total	
FY 2003-2004									
Residential Programs									
City Event (ULFT)	0	0	0.00	0.00	\$0	\$0	\$0	\$0	0.0
IEUA Regional Event (ULFT)	2	22,614	0.07	1.39	\$0	\$22	\$120	\$142	3.4
IEUA Rebate Program (ULFT)	25	282,676	0.87	17.35	\$0	\$25	\$1,500	\$1,525	4.5
High Efficiency Clothes Washers	25	224,837	0.69	10.35	\$0	\$25	\$2,750	\$2,775	6.0
Pool Cover Rebates	11	802,854	2.46	12.30	\$0	\$583	\$0	\$583	2.3
Subtotal	63	1,332,981	4	41	\$0	\$655	\$4,370	\$5,025	
IEUA Multi-Family Direct Install Prog. (HET/ULFT)									
Multi-Family Program	0	0	0.00	0.00	\$0	\$0	\$0	\$0	0.0
Subtotal	0	0	0	0	\$0	\$0	\$0	\$0	
CII Save-A-Buck Rebate Program									
High Efficiency Clothes Washers	0	0	0.00	0.00	\$0	\$0	\$0	\$0	0.0
Water Brooms (Rebates)	0	0	0.00	0.00	\$0	\$0	\$0	\$0	0.0
Water Brooms (Distribution)	1	49,986	0.15	0.77	\$0	\$0	\$100	\$100	1.2
Pre-Rinse Spray Nozzles	0	0	0.00	0.00	\$0	\$0	\$0	\$0	0.0
Subtotal	1	49,986	0	1	\$0	\$0	\$100	\$100	
TOTAL	64	1,382,967	4	42	\$0	\$655	\$4,470	\$5,125	

FY 2002-2003									
Residential Programs									
City Event (ULFT)	0	0	0.00	0.00	\$0	\$0	\$0	\$0	0.0
IEUA Regional Event (ULFT)	4	45,228	0.14	2.78	\$0	\$44	\$240	\$284	6.7
IEUA Rebate Program (ULFT)	18	203,527	0.62	12.49	\$0	\$18	\$1,080	\$1,098	4.3
High Efficiency Clothes Washers	0	0	0.00	0.00	\$0	\$0	\$0	\$0	0.0
Pool Cover Rebates	3	1,246,986	3.83	19.15	\$0	\$159	\$0	\$159	1.9
Subtotal	25	1,495,741	5	34	\$0	\$221	\$1,320	\$1,541	
IEUA Multi-Family Direct Install Prog. (HET/ULFT)									
Multi-Family Program	0	0	0.00	0.00	\$0	\$0	\$0	\$0	0.0
Subtotal	0	0	0	0	\$0	\$0	\$0	\$0	
CII Save-A-Buck Rebate Program									
High Efficiency Clothes Washers	0	0	0.00	0.00	\$0	\$0	\$0	\$0	0.0
Water Brooms	0	0	0.00	0.00	\$0	\$0	\$0	\$0	0.0
Pre-Rinse Spray Nozzles	0	0	0.00	0.00	\$0	\$0	\$0	\$0	0.0
X-Ray Film Processor (MWD CII)	0	0	0.00	0.00	\$0	\$0	\$0	\$0	0.0
Restaurant Table Tent Program	N/A	N/A	N/A	N/A	N/A	N/A	N/A	N/A	N/A
Subtotal	0	0	0	0	\$0	\$0	\$0	\$0	
TOTAL	25	1,495,741	5	34	\$0	\$221	\$1,320	\$1,541	

⁽¹⁾ Payback period = $\frac{\text{Total direct program costs}}{\text{AF saved/year} \times \text{MWD Tier II rate/AF}}$



City of Upland
Regional Water Use Efficiency Programs
Summary Charts

City of Upland IEUA Regional Conservation Programs Annual Report

Program	District Devices/ Rebates	Gallons Saved (year)	AF Saved (year)	AF Saved Lifetime	Funding Sources (dollars)				IEUA Payback Period (years)
					Outside Funding	IEUA	MWD	Total	
FY 2022-2023									
SoCal Water\$mart Residential Rebates									
High Efficiency Toilets (HET)	8	64,137	0	4	\$0	\$300	\$1,400	\$1,700	1.6
High Efficiency Clothes Washers (HECW)	45	505,960	2	22	\$0	\$2,475	\$3,825	\$6,300	1.7
Rotating Nozzles for Pop-up Spray Heads (0 Apps/ 0 Nozzles)	0	0	0	0	\$0	\$0	\$0	\$0	0.0
Weather based Irrigation Controllers (WBIC)	29	391,276	1	12	\$0	\$2,240	\$2,244	\$4,484	2.0
Weather based Irrigation Controllers for Large Landscapes (0 Stations)	0	0	0	0	\$0	\$0	\$0	\$0	0.0
Irrigation Controller + Add on	0	0	0	0	\$0	\$0	\$0	\$0	0.0
Hose Bib Controller	0	0	0	0	\$0	\$0	\$0	\$0	0.0
Turf Replacement (127,494 sq. ft.)	75	7,649,640	23	704	\$5,924	\$126,619	\$254,494	\$387,037	5.7
Rain Barrels	4	2,477	0	0	\$0	\$0	\$140	\$140	0.0
Cisterns	1	2,477	0	0	\$0	\$0	\$250	\$250	0.0
Soil Moisture Sensor Systems	0	0	0	0	\$0	\$0	\$0	\$0	0.0
Flow Monitor Device on Utility Meter	8	130,360	0	4	\$0	\$420	\$800	\$1,220	1.1
Flow Monitor Device on Customer Property	0	0	0	0	\$0	\$0	\$0	\$0	0.0
Low-flow Showerheads	4	5,487	0	0	\$0	\$0	\$52	\$52	0.0
Faucet Aerators	6	3,940	0	0	\$0	\$0	\$26	\$26	0.0
Subtotal	180	8,755,753	27	746	\$5,924	\$132,054	\$263,231	\$401,209	
IEUA Locally Implemented Residential Programs									
Landscape Tune-Up Program (505 Nozzles)	62	4,687,746	14	29	\$0	\$15,842	\$9,300	\$25,142	1.2
Large Landscape Retrofit Program (32 WBIC/ 0 Nozzles)	22	431,752	1	13	\$0	\$16,777	\$2,560	\$19,337	13.3
Small Site Controller Upgrade Program (60 WBIC)	49	809,536	2	25	\$0	\$30,489	\$4,800	\$35,289	12.9
Residential Pressure Regulation Program	28	125,928	0	4	\$0	\$17,398	\$650	\$18,048	47.3
Subtotal	161	6,054,961	19	71	\$0	\$80,506	\$17,310	\$97,816	
SoCal Water\$mart Commercial Rebates									
High Efficiency Toilets (HET)	0	0	0	0	\$0	\$0	\$0	\$0	0.0
Waterless Urinals	0	0	0	0	\$0	\$0	\$0	\$0	0.0
Cooling Tower Controller	0	0	0	0	\$0	\$0	\$0	\$0	0.0
Weather Based Irrigation Controllers for Large Landscapes (0 Stations)	0	0	0	0	\$0	\$0	\$0	\$0	0.0
Irrigation Controller + Add on	0	0	0	0	\$0	\$0	\$0	\$0	0.0
Rotating Nozzles for Pop-up Spray Heads (0 App/0 Nozzles)	0	0	0	0	\$0	\$0	\$0	\$0	0.0
Large Rotary Nozzles	0	0	0	0	\$0	\$0	\$0	\$0	0.0
Central Computerized Irrigation Controller (0 Stations)	0	0	0	0	\$0	\$0	\$0	\$0	0.0
Laminar Flow Restrictor	0	0	0	0	\$0	\$0	\$0	\$0	0.0
Air-Cooled Ice Machine	0	0	0	0	\$0	\$0	\$0	\$0	0.0
Turf Replacement (12,629 sq. ft.)	7	543,047	2	50	\$0	\$12,629	\$25,258	\$37,887	8.0
Soil Moisture Sensor Systems (0 Stations)	0	0	0	0	\$0	\$0	\$0	\$0	0.0
Plumbing Flow Control	0	0	0	0	\$0	\$0	\$0	\$0	0.0
Subtotal	7	543,047	2	50	\$0	\$12,629	\$25,258	\$37,887	
Additional Water Use Efficiency Programming									
CBWCD Landscape Evaluation Audit Program	34	1,926,706	6	30	\$5,455	\$1,944	\$0	\$7,399	0.3
Customer Agency Implemented Program	0	0	0	0	\$0	\$0	\$0	\$0	0.0
Subtotal	34	1,926,706	6	30	\$5,455	\$1,944	\$0	\$7,399	
FINAL TOTAL	382	17,280,467	53	896	\$11,379	\$227,133	\$305,799	\$544,311	

⁽¹⁾ Payback period = $\frac{\text{Total direct program costs}}{\text{AF saved/year} \times \text{MWD Tier II rate/AF}}$

City of Upland

IEUA Regional Conservation Programs Annual Report

Program	District Devices/ Rebates	Gallons Saved (year)	AF Saved (year)	AF Saved Lifetime	Funding Sources (dollars)				IEUA Payback Period (years)
					Outside Funding	IEUA	MWD	Total	
FY 2021-2022									
SoCal Water\$mart Residential Rebates									
High Efficiency Toilets (HET)	5	40,086	0	2	\$0	\$300	\$200	\$500	2.9
High Efficiency Clothes Washers (HECW)	62	697,100	2	30	\$0	\$2,550	\$5,270	\$7,820	1.4
Rotating Nozzles for Pop-up Spray Heads (1 Apps/ 47 Nozzles)	1	67,396	0	1	\$0	\$141	\$94	\$235	0.8
Weather based Irrigation Controllers (WBIC)	38	512,706	2	16	\$0	\$3,040	\$2,929	\$5,969	2.3
Weather based Irrigation Controllers for Large Landscapes (0 Stations)	0	0	0	0	\$0	\$0	\$0	\$0	0.0
Irrigation Controller + Add on	0	0	0	0	\$0	\$0	\$0	\$0	0.0
Hose Bib Controller	0	0	0	0	\$0	\$0	\$0	\$0	0.0
Turf Replacement (23,980 sq. ft.)	14	1,438,800	4	132	\$0	\$22,064	\$47,960	\$70,024	6.0
Rain Barrels	2	1,238	0	0	\$0	\$0	\$70	\$70	0.0
Cisterns	0	0	0	0	\$0	\$0	\$0	\$0	0.0
Soil Moisture Sensor Systems	0	0	0	0	\$0	\$0	\$0	\$0	0.0
Flow Monitor Device on Utility Meter	1	16,295	0	1	\$0	\$49	\$100	\$149	1.2
Flow Monitor Device on Customer Property	1	16,295	0	1	\$0	\$60	\$100	\$160	1.4
Subtotal	124	2,789,916	9	183	\$0	\$28,204	\$56,723	\$84,927	
IEUA Locally Implemented Residential Programs									
Landscape Tune-Up Program	127	9,602,318	29	59	\$0	\$33,856	\$18,450	\$52,306	1.4
Residential Landscape Retrofit Program (65 WBIC/ 12 Nozzles)	45	894,204	3	27	\$0	\$28,081	\$7,905	\$35,986	12.3
Res. Education, Survey, and Controller Upgrade Program (95 WBIC)	79	1,281,765	4	39	\$0	\$46,321	\$7,440	\$53,761	14.2
Residential Pressure Regulation Program	43	193,389	1	6	\$0	\$25,376	\$1,050	\$26,426	51.5
Leak Detection Pilot Program	0	0	0	0	\$0	\$0	\$0	\$0	0.0
Subtotal	294	11,971,676	37	131	\$0	\$133,635	\$34,845	\$168,480	
SoCal Water\$mart Commercial Rebates									
High Efficiency Toilets (HET)	0	0	0	0	\$0	\$0	\$0	\$0	0.0
Waterless Urinals	0	0	0	0	\$0	\$0	\$0	\$0	0.0
Cooling Tower Controller	0	0	0	0	\$0	\$0	\$0	\$0	0.0
Weather Based Irrigation Controllers for Large Landscapes (585 Stations)	21	3,412,662	10	105	\$0	\$8,775	\$20,475	\$29,250	1.0
Rotating Nozzles for Pop-up Spray Heads (1 App/ 110 Nozzles)	1	157,736	0	2	\$0	\$330	\$220	\$550	0.8
Large Rotary Nozzles	0	0	0	0	\$0	\$0	\$0	\$0	0.0
Central Computerized Irrigation Controller (0 Stations)	0	0	0	0	\$0	\$0	\$0	\$0	0.0
Laminar Flow Restrictor	0	0	0	0	\$0	\$0	\$0	\$0	0.0
Air-Cooled Ice Machine	0	0	0	0	\$0	\$0	\$0	\$0	0.0
Turf Replacement (14,000 sq. ft.)	1	602,000	2	55	\$0	\$14,000	\$28,000	\$42,000	9.1
Soil Moisture Sensor Systems (0 Stations)	0	0	0	0	\$0	\$0	\$0	\$0	0.0
Plumbing Flow Control	0	0	0	0	\$0	\$0	\$0	\$0	0.0
Subtotal	23	4,172,397	13	163	\$0	\$23,105	\$48,695	\$71,800	
Additional Water Use Efficiency Programming									
CBWCD Landscape Evaluation Audit Program	31	1,456,773	4	22	\$4,452	\$3,094	\$0	\$7,546	0.8
Customer Agency Implemented Program	0	0	0	0	\$0	\$0	\$0	\$0	0.0
Subtotal	31	1,456,773	4	22	\$4,452	\$3,094	\$0	\$7,546	
FINAL TOTAL	472	20,390,762	63	499	\$4,452	\$188,038	\$140,263	\$332,752	

(1) Payback period = $\frac{\text{Total direct program costs}}{\text{AF saved/year} \times \text{MWD Tier II rate/AF}}$

City of Upland

IEUA Regional Conservation Programs Annual Report

Program	District Devices/ Rebates	Gallons Saved (year)	AF Saved (year)	AF Saved Lifetime	Funding Sources (dollars)				IEUA Payback Period (years)
					Outside Funding	IEUA	MWD	Total	
FY 2020-2021									
SoCal Water\$mart Residential Rebates									
High Efficiency Toilets (HET)	5	40,086	0	2	\$0	\$300	\$200	\$500	2.9
High Efficiency Clothes Washers (HECW)	49	550,934	2	24	\$0	\$3,675	\$4,165	\$7,840	2.6
Rotating Nozzles for Pop-up Spray Heads (3 Apps/ 114 Nozzles)	3	163,471	1	3	\$0	\$342	\$228	\$570	0.8
Weather based Irrigation Controllers (WBIC)	74	998,427	3	31	\$0	\$5,920	\$5,920	\$11,840	2.3
Hose Bib Controller	2	26,985	0	1	\$0	\$0	\$70	\$70	0.0
Turf Replacement (28,641 sq. ft.)	17	1,718,460	5	158	\$0	\$28,641	\$56,262	\$84,903	6.5
Rain Barrels	6	3,715	0	0	\$0	\$0	\$210	\$210	0.0
Cisterns	0	0	0	0	\$0	\$0	\$0	\$0	0.0
Soil Moisture Sensor Systems	0	0	0	0	\$0	\$0	\$0	\$0	0.0
IEUA Locally Implemented Residential Programs									
Landscape Tune-Up Program	81	6,124,313	19	38	\$0	\$20,837	\$12,150	\$32,987	1.3
Residential Landscape Retrofit Program (79 WBIC/ 128 Nozzles)	59	1,249,435	4	36	\$0	\$38,694	\$7,638	\$46,332	12.2
Res. Education, Survey, and Controller Upgrade Program (54 WBIC)	45	728,582	2	22	\$0	\$17,665	\$12,820	\$30,485	9.5
Residential Pressure Regulation Program	29	130,425	0	4	\$0	\$16,157	\$700	\$16,857	48.6
Leak Detection Pilot Program	0	0	0	0	\$0	\$0	\$0	\$0	0.0
Subtotal	370	11,734,834	36	318	\$0	\$132,231	\$100,363	\$232,594	
SoCal Water\$mart Commercial Rebates									
High Efficiency Toilets (HET)	0	0	0	0	\$0	\$0	\$0	\$0	0.0
Waterless Urinals	0	0	0	0	\$0	\$0	\$0	\$0	0.0
Cooling Tower Controller	0	0	0	0	\$0	\$0	\$0	\$0	0.0
Weather Based Irrigation Controllers (WBIC)	4	16,816	0.05	1	\$0	\$60	\$140	\$200	1.4
Rotating Nozzles for Pop-up Spray Heads (1 App/ 77 Nozzles)	1	110,415	0	2	\$0	\$231	\$154	\$385	0.8
Large Rotary Nozzles	0	0	0	0	\$0	\$0	\$0	\$0	0.0
Central Computerized Irrigation Controller	0	0	0	0	\$0	\$0	\$0	\$0	0.0
Laminar Flow Restrictor	0	0	0	0	\$0	\$0	\$0	\$0	0.0
Air-Cooled Ice Machine	0	0	0	0	\$0	\$0	\$0	\$0	0.0
Turf Replacement (24,921 sq. ft.)	2	1,071,603	3	99	\$0	\$24,921	\$49,842	\$74,763	9.1
Soil Moisture Sensor Systems	0	0	0	0	\$0	\$0	\$0	\$0	0.0
Plumbing Flow Contro	0	0	0	0	\$0	\$0	\$0	\$0	0.0
Subtotal	7	1,198,834	4	101	\$0	\$25,212	\$50,136	\$75,348	
TOTAL	377	12,933,668	40	419	\$0	\$157,443	\$150,499	\$307,942	

⁽¹⁾ Payback period =
$$\frac{\text{Total direct program costs}}{\text{AF saved/year} \times \text{MWD Tier II rate/AF}}$$

City of Upland

IEUA Regional Conservation Programs Annual Report

Program	District Devices/ Rebates	Gallons Saved (year)	AF Saved (year)	AF Saved Lifetime	Funding Sources (dollars)				IEUA Payback Period (years)
					Outside Funding	IEUA	MWD	Total	
FY 2019-2020									
SoCal Water\$mart Residential Rebates									
High Efficiency Toilets (HET)	6	48,103	0	3	\$0	\$360	\$240	\$600	2.9
High Efficiency Clothes Washers (HECW)	45	505,960	2	22	\$0	\$3,375	\$3,825	\$7,200	2.6
Rotating Nozzles for Pop-up Spray Heads (0 Apps/ 0 Nozzles)	0	0	0	0	\$0	\$0	\$0	\$0	0.0
Weather based Irrigation Controllers (WBIC)	100	1,349,226	4	41	\$0	\$8,000	\$8,000	\$16,000	2.3
Turf Replacement (30,049 sq. ft.)	24	1,292,107	4	40	\$0	\$26,784	\$60,098	\$86,882	8.1
Rain Barrels	2	1,238	0	0	\$0	\$0	\$70	\$70	0.0
Cisterns	0	0	0	0	\$0	\$0	\$0	\$0	0.0
Soil Moisture Sensor Systems	0	0	0	0	\$0	\$0	\$0	\$0	0.0
IEUA Locally Implemented Residential Programs									
Landscape Tune-Up Program	58	4,385,310	13	27	\$0	\$7,065	\$13,444	\$20,508	0.6
Residential Landscape Retrofit Program (79 WBIC/ 61 Nozzles)	61	1,153,360	4	34	\$854	\$22,556	\$23,861	\$47,270	7.7
Res. Education, Survey, and Controller Upgrade Program (50 WBIC)	43	674,613	2	21	\$0	\$18,153	\$11,384	\$29,537	10.6
Residential Pressure Regulation Program	42	188,892	1	6	\$0	\$14,271	\$10,705	\$24,976	29.7
Leak Detection Pilot Program	0	0	0	0	\$0	\$0	\$0	\$0	0.0
Subtotal	381	9,598,809	29	193	\$854	\$100,563	\$131,626	\$233,043	
SoCal Water\$mart Commercial Rebates									
High Efficiency Toilets (HET)	237	1,900,062	6	117	\$0	\$14,220	\$9,480	\$23,700	2.9
Waterless Urinals	0	0	0	0	\$0	\$0	\$0	\$0	0.0
Cooling Tower Controller	0	0	0	0	\$0	\$0	\$0	\$0	0.0
Weather Based Irrigation Controllers (WBIC)	12	50,449	0.15	2	\$0	\$180	\$420	\$600	1.4
Rotating Nozzles for Pop-up Spray Heads (0 App/ 0 Nozzles)	0	0	0	0	\$0	\$0	\$0	\$0	0.0
Large Rotary Nozzles	0	0	0	0	\$0	\$0	\$0	\$0	0.0
Central Computerized Irrigation Controller	0	0	0	0	\$0	\$0	\$0	\$0	0.0
Laminar Flow Restrictor	0	0	0	0	\$0	\$0	\$0	\$0	0.0
Air-Cooled Ice Machine	0	0	0	0	\$0	\$0	\$0	\$0	0.0
Turf Replacement (54,124 sq. ft.)	10	2,327,332	7	71	\$20,487	\$33,637	\$108,248	\$162,372	5.7
Soil Moisture Sensor Systems	0	0	0	0	\$0	\$0	\$0	\$0	0.0
Plumbing Flow Control	0	0	0	0	\$0	\$0	\$0	\$0	0.0
Subtotal	259	4,277,844	13	190	\$20,487	\$48,037	\$118,148	\$186,672	
TOTAL	640	13,876,653	43	383	\$21,341	\$148,600	\$249,774	\$419,715	

⁽¹⁾ Payback period = $\frac{\text{Total direct program costs}}{\text{AF saved/year} \times \text{MWD Tier II rate/AF}}$

City of Upland

IEUA Regional Conservation Programs Annual Report

Program	District Devices/ Rebates	Gallons Saved (year)	AF Saved (year)	AF Saved Lifetime	Funding Sources (dollars)				IEUA Payback Period (years)
					Outside Funding	IEUA	MWD	Total	
FY 2018-2019									
SoCal Water\$mart Residential Rebates									
High Efficiency Toilets (HET)	21	168,360	1	10	\$0	\$1,260	\$840	\$2,100	3.1
High Efficiency Clothes Washers (HECW)	43	483,473	1	21	\$0	\$3,225	\$3,655	\$6,880	2.7
Rotating Nozzles for Pop-up Spray Heads (0 Apps/ 0 Nozzles)	0	0	0	0	\$0	\$0	\$0	\$0	0.0
Weather based Irrigation Controllers (WBIC)	64	863,505	3	26	\$0	\$5,120	\$5,120	\$10,240	2.4
Turf Removal (13,379 Sq. Ft.)	8	575,297	2	18	\$0	\$10,551	\$25,318	\$35,869	7.5
Rain Barrels	7	4,334	0	0	\$0	\$0	\$245	\$245	0.0
Cisterns	0	0	0	0	\$0	\$0	\$0	\$0	0.0
Soil Moisture Sensor Systems	0	0	0	0	\$0	\$0	\$0	\$0	0.0
IEUA Locally Implemented Residential Programs									
Landscape Tune-Up Program (8 Small Sites/ 16 Large Sites)	24	N/A	N/A	N/A	\$12,990	\$0	\$0	\$12,990	0.0
Residential Landscape Retrofit Program (36 WBIC/ 438 Nozzles)	24	4,857,214	15	25	\$10,849	\$0	\$11,292	\$22,140	0.0
Res. Education, Survey, and Controller Upgrade Program (63 WBIC)	55	850,012	3	26	\$0	\$23,007	\$14,101	\$37,109	11.0
Residential Pressure Regulation Program	57	2,192,003	7	67	\$0	\$15,117	\$14,524	\$29,642	2.8
Subtotal	303	9,994,198	8	193	\$23,839	\$58,281	\$75,095	\$157,215	25.4
SoCal Water\$mart Commercial Rebates									
High Efficiency Toilets (HET)	146	1,170,502	4	72	\$0	\$8,760	\$5,840	\$14,600	3.1
Waterless Urinals	0	0	0	0	\$0	\$0	\$0	\$0	0.0
Cooling Tower Controller	0	0	0	0	\$0	\$0	\$0	\$0	0.0
Weather Based Irrigation Controllers (WBIC)	2	8,408	0.03	0	\$0	\$30	\$70	\$100	1.5
Rotating Nozzles for Pop-up Spray Heads (0 Apps/ 0 Nozzles)	0	0	0	0	\$0	\$0	\$0	\$0	0.0
Large Rotary Nozzles	0	0	0	0	\$0	\$0	\$0	\$0	0.0
Central Computerized Irrigation Controller	0	0	0	0	\$0	\$0	\$0	\$0	0.0
Laminar Flow Restrictor	0	0	0	0	\$0	\$0	\$0	\$0	0.0
Air-Cooled Ice Machine	0	0	0	0	\$0	\$0	\$0	\$0	0.0
Turf Removal (14,038 Sq. Ft.)	2	603,634	2	19	\$0	\$12,512	\$28,076	\$40,588	8.5
Soil Moisture Sensor Systems	0	0	0	0	\$0	\$0	\$0	\$0	0.0
Plumbing Flow Contro	0	0	0	0	\$0	\$0	\$0	\$0	0.0
Subtotal	150	1,782,545	5	91	\$0	\$24,910	\$33,986	\$58,896	
TOTAL	453	11,776,743	14	284	\$23,839	\$83,190	\$109,081	\$216,110	

⁽¹⁾ Payback period = $\frac{\text{Total direct program costs}}{\text{AF saved/year} \times \text{MWD Tier II rate/AF}}$

City of Upland IEUA Regional Conservation Programs Annual Report

Program	District Devices/ Rebates	Gallons Saved (year)	AF Saved (year)	AF Saved Lifetime	Funding Sources (dollars)				Payback Period (years) ⁽¹⁾
					Outside Funding	IEUA	MWD	Total	
FY 2017-2018									
SoCal Water\$mart Residential Rebates									
High Efficiency Toilets (HET)	8	64,137	0	4	\$0	\$480	\$320	\$800	5.3
High Efficiency Clothes Washers (HECW)	43	483,473	1	21	\$0	\$2,795	\$3,655	\$6,450	5.6
Rotating Nozzles for Pop-up Spray Heads (1 Apps/ 30 Nozzles)	30	43,012	0	1	\$0	\$90	\$60	\$150	1.5
Weather based Irrigation Controllers (WBIC)	34	458,737	1	14	\$0	\$2,380	\$2,720	\$5,100	4.7
Turf Removal (0 Sq. Ft.)	0	0	0	0	\$0	\$0	\$0	\$0	0.0
Rain Barrels	2	1,238	0	0	\$0	\$0	\$70	\$70	23.9
Cisterns	0	0	0	0	\$0	\$0	\$0	\$0	0.0
Soil Moisture Sensor Systems	0	0	0	0	\$0	\$0	\$0	\$0	0.0
IEUA Locally Implemented Residential Programs									
FreeSprinklerNozzles.com Program (\$262.50 Total Cost)	50	71,698	0	1	\$0	\$163	\$100	\$263	1.5
Residential Landscape Retrofit Program (5 WBIC/ 147 Nozzles)	6	278,253	1	6	\$2,874	\$115	\$2,759	\$5,748	8.7
Residential Education, Survey, and Controller Upgrade Program (1 WBIC)	1	13,492	0	0	\$0	\$592	\$113	\$705	22.1
Residential Pressure Regulation Program	13	499,931	2	15	\$0	\$3,176	\$2,817	\$5,993	5.1
Subtotal	187	1,913,972	6	63	\$2,874	\$9,791	\$12,614	\$25,279	
SoCal Water\$mart Commercial Rebates									
High Efficiency Toilets (HET)	284	2,276,868	7	140	\$0	\$17,040	\$11,360	\$28,400	5.3
Waterless Urinals	0	0	0	0	\$0	\$0	\$0	\$0	0.0
Cooling Tower Controller	0	0	0	0	\$0	\$0	\$0	\$0	0.0
Weather Based Irrigation Controllers (WBIC)	21	88,286	0.27	3	\$0	\$0	\$0	\$0	0.0
Rotating Nozzles for Pop-up Spray Heads (8 Apps/ 7,570 Nozzles)	7,570	10,855,077	33	167	\$0	\$15,140	\$15,140	\$30,280	1.2
Large Rotary Nozzles	0	0	0	0	\$0	\$0	\$0	\$0	0.0
Central Computerized Irrigation Controller	0	0	0	0	\$0	\$0	\$0	\$0	0.0
Laminar Flow Restrictor	0	0	0	0	\$0	\$0	\$0	\$0	0.0
Air-Cooled Ice Machine	0	0	0	0	\$0	\$0	\$0	\$0	0.0
Turf Removal (0 Sq. Ft.)	0	0	0	0	\$0	\$0	\$0	\$0	0.0
Soil Moisture Sensor Systems	0	0	0	0	\$0	\$0	\$0	\$0	0.0
Plumbing Flow Control	0	0	0	0	\$0	\$0	\$0	\$0	0.0
IEUA Locally Implemented Commercial Programs									
FreeSprinklerNozzles.com Program (\$5737.60 Total Cost)	1,587	2,068,813	6	32	\$0	\$2,564	\$3,174	\$5,738	1.2
Subtotal	9,462	15,289,044	47	341	\$0	\$34,744	\$29,674	\$64,418	
TOTAL	9,649	17,203,016	53	403	\$2,874	\$44,535	\$42,288	\$89,696	

⁽¹⁾ Payback period =
$$\frac{\text{Total direct program costs}}{\text{AF saved/year} \times \text{MWD Tier II rate/AF}}$$

City of Upland

IEUA Regional Conservation Programs Annual Report

Program	District Devices/ Rebates	Gallons Saved (year)	AF Saved (year)	AF Saved Lifetime	Funding Sources (dollars)				Payback Period (years) ⁽¹⁾
					Outside Funding	IEUA	MWD	Total	
FY 2016-2017									
SoCal WaterSmart Residential Rebates									
High Efficiency Toilets (HET)	24	192,411	1	12	\$0	\$1,416	\$960	\$2,376	5.4
High Efficiency Clothes Washers (HECW)	52	584,665	2	25	\$0	\$845	\$4,420	\$5,265	3.9
Rotating Nozzles for Pop-up Spray Heads	65	93,193	0	1	\$0	\$0	\$130	\$130	0.6
Weather based Irrigation Controllers (WBIC)	32	431,752	1	13	\$0	\$712	\$2,560	\$3,272	3.3
Turf Removal (36,347 Sq. Ft.)	26	1,539,913	5	47	\$0	\$0	\$72,484	\$72,484	20.6
Rain Barrels	6	3,715	0.01	0	\$0	\$0	\$450	\$450	53.1
Cisterns	0	0	0	0	\$0	\$0	\$0	\$0	0.0
Soil Moisture Sensor Systems	0	0	0	0	\$0	\$0	\$0	\$0	0.0
IEUA Locally Implemented Residential Programs									
FreeSprinklerNozzles.com Program	174	249,509	1	4	\$0	\$278	\$348	\$626	1.1
Residential Landscape Retrofit Program (4 WBIC/175 Nozzles)	4	304,912	0.94	6	\$1,740	\$0	\$1,740	\$3,481	5.0
Residential Education, Survey, and Controller Upgrade Program	0	0	0	0	\$0	\$0	\$0	\$0	0.0
Residential Pressure Regulation Program	0	0	0	0	\$0	\$0	\$0	\$0	0.0
Subtotal	383	3,400,071	10	108	\$1,740	\$3,252	\$83,092	\$88,085	
SoCal WaterSmart Commercial Rebates									
High Efficiency Toilets (HET)	0	0	0	0	\$0	\$0	\$0	\$0	0.0
Waterless Urinals	0	0	0	0	\$0	\$0	\$0	\$0	0.0
Cooling Tower Controller	0	0	0	0	\$0	\$0	\$0	\$0	0.0
Weather Based Irrigation Controllers (WBIC)	10	42,041	0.1	1	\$0	\$2,460	\$5,740	\$8,200	85.4
Rotating Nozzles for Pop-up Spray Heads	0	0	0	0	\$0	\$0	\$0	\$0	0.0
Large Rotary Nozzles	0	0	0	0	\$0	\$0	\$0	\$0	0.0
Central Computerized Irrigation Controller	0	0	0	0	\$0	\$0	\$0	\$0	0.0
Laminar Flow Restrictor	0	0	0	0	\$0	\$0	\$0	\$0	0.0
Air-Cooled Ice Machine	0	0	0	0	\$0	\$0	\$0	\$0	0.0
Turf Removal (0 Sq. Ft.)	0	0	0	0	\$0	\$0	\$0	\$0	0.0
Soil Moisture Sensor Systems	0	0	0	0	\$0	\$0	\$0	\$0	0.0
Plumbing Flow Contro	0	0	0	0	\$0	\$0	\$0	\$0	0.0
IEUA Locally Implemented Commercial Programs									
FreeSprinklerNozzles.com Program	0	0	0	0	\$0	\$0	\$0	\$0	0.0
Subtotal	10	42,041	0	1	\$0	\$2,460	\$5,740	\$8,200	
TOTAL	393	3,442,112	11	110	\$1,740	\$5,712	\$88,832	\$96,285	

⁽¹⁾ Payback period = $\frac{\text{Total direct program costs}}{\text{AF saved/year} \times \text{MWD Tier II rate/AF}}$

City of Upland IEUA Regional Conservation Programs Annual Report

Program	District Devices/ Rebates	Gallons Saved (year)	AF Saved (year)	AF Saved Lifetime	Funding Sources (dollars)				Payback Period (years) ⁽¹⁾
					Outside Funding	IEUA	MWD	Total	
FY 2015-2016									
SoCal WaterSmart Residential Rebates									
High Efficiency Toilets (HET)	197	2,728,598	8	167	\$0	\$4,157	\$19,128	\$23,285	3.9
High Efficiency Clothes Washers (HECW)	71	798,292	2	37	\$0	\$1,820	\$5,950	\$7,770	4.4
Rotating Nozzles for Pop-up Spray Heads	86	123,321	0	2	\$0	\$0	\$344	\$344	1.3
Weather based Irrigation Controllers (WBIC)	21	2,224,268	7	68	\$0	\$720	\$1,521	\$2,241	0.5
Turf Removal (246,352 Sq. Ft.)	108	10,437,195	32	320	\$0	\$0	\$464,746	\$464,746	20.1
Rain Barrels	97	60,063	0.18	1	\$0	\$0	\$7,127	\$7,127	53.6
Soil Moisture Sensor Systems	1	13,492	0.04	0.41	\$0	\$0	\$80	\$80	2.7
IEUA Locally Implemented Residential Programs									
FreeSprinklerNozzles.com Program	300	430,188	1	7	\$0	\$480	\$600	\$1,080	1.1
Residential Landscape Retrofit Program (79 WBIC/974 Nozzles)	52	9,764,160	30	278	\$24,225	\$0	\$24,225	\$48,451	2.2
Landscape Transformation Program (6,650 Sq. Ft.)	7	281,741	1	9	\$1,995	\$19,915	\$0	\$21,910	35.2
Residential Pressure Regulation Program	0	0	0	0	\$0	\$0	\$0	\$0	0.0
Subtotal	940	26,861,317	82	889	\$26,220	\$27,092	\$523,721	\$577,033	
SoCal WaterSmart Commercial Rebates									
High Efficiency Toilets (HET)	545	7,548,659	23	463	\$0	\$24,035	\$73,539	\$97,574	5.8
Waterless Urinals	0	0	0	0	\$0	\$0	\$0	\$0	0.0
Cooling Tower Controller	0	0	0	0	\$0	\$0	\$0	\$0	0.0
Weather Based Irrigation Controllers (WBIC)	2	211,835	1	7	\$0	\$0	\$1,610	\$1,610	3.4
Rotating Nozzles for Pop-up Spray Heads	1,881	2,697,279	8	41	\$0	\$0	\$15,984	\$15,984	2.7
Large Rotary Nozzles	0	0	0	0	\$0	\$0	\$0	\$0	0.0
Central Computerized Irrigation Controller	0	0	0	0	\$0	\$0	\$0	\$0	0.0
Laminar Flow Restrictor	210	1,574,097	5	24	\$0	\$2,100	\$2,100	\$4,200	1.2
Air-Cooled Ice Machine	0	0	0	0	\$0	\$0	\$0	\$0	0.0
Turf Removal (149,971 Sq. Ft.)	12	6,353,821	19	195	\$0	\$86,576	\$177,079	\$263,655	18.8
Soil Moisture Sensor Systems	1	0	0	0	\$0	\$0	\$980	\$980	105.4
Plumbing Flow Contro	706	966,359	3	30	\$0	\$3,530	\$3,530	\$7,060	3.3
IEUA Locally Implemented Commercial Programs									
FreeSprinklerNozzles.com Program	100	130,360	0	2	\$0	\$160	\$200	\$360	1.2
Subtotal	3,457	19,482,410	60	762	\$0	\$116,401	\$275,022	\$391,423	
TOTAL	4,397	46,343,726	142	1,651	\$26,220	\$143,493	\$798,743	\$968,456	

⁽¹⁾ Payback period =
$$\frac{\text{Total direct program costs}}{\text{AF saved/year} \times \text{MWD Tier II rate/AF}}$$

City of Upland IEUA Regional Conservation Programs Annual Report

Program	District Devices/ Rebates	Gallons Saved (year)	AF Saved (year)	AF Saved Lifetime	Funding Sources (dollars)				Payback Period (years) ⁽¹⁾
					Outside Funding	IEUA	MWD	Total	
FY 2014-2015									
SoCal Water\$mart Residential Rebates									
High Efficiency Toilets (HET)	78	1,080,359	3	66	\$0	\$3,900	\$3,900	\$7,800	3.1
High Efficiency Clothes Washers (HECW)	120	1,079,381	3	50	\$0	\$7,800	\$10,200	\$18,000	7.2
Rotating Nozzles for Pop-up Spray Heads	344	448,438	1	7	\$0	\$344	\$1,376	\$1,720	1.7
Weather based Irrigation Controllers (WBIC)	10	1,059,175	3	33	\$0	\$700	\$800	\$1,500	0.6
Turf Removal (11,453 Sq. Ft.)	9	482,332	1	15	\$0	\$0	\$22,076	\$22,076	19.8
Rain Barrels	16	1,694,680	5	52	\$0	\$0	\$1,200	\$1,200	0.3
IEUA Locally Implemented Residential Programs									
FreeSprinklerNozzles.com Program	860	1,121,096	3	17	\$0	\$0	\$38,700	\$38,700	15.0
Residential Landscape Retrofit Program (0 WBIC/0 Nozzles)	0	0	0	0	\$0	\$0	\$0	\$0	0.0
Landscape Transformation Program (16,550 Sq. Ft.)	19	349,039	1	11	\$0	\$22,524	\$33,100	\$55,624	69.1
Subtotal	1,456	7,314,500	22	250	\$0	\$35,268	\$111,352	\$146,620	
SoCal Water\$mart Commercial Rebates									
High Efficiency Toilets (HET)	25	346,269	1	21	\$0	\$100	\$200	\$300	0.4
Waterless Urinals	0	0	0	0	\$0	\$0	\$0	\$0	0.0
Cooling Tower Controller	0	0	0	0	\$0	\$0	\$0	\$0	0.0
Weather Based Irrigation Controllers (WBIC)	4	423,670	1	13	\$0	\$4,921	\$23,418	\$28,339	29.0
Rotating Nozzles for Pop-up Spray Heads	0	0	0	0	\$0	\$0	\$0	\$0	0.0
Large Rotary Nozzles	0	0	0	0	\$0	\$0	\$0	\$0	0.0
Central Computerized Irrigation Controller	0	0	0	0	\$0	\$0	\$0	\$0	0.0
Laminar Flow Restrictor	0	0	0	0	\$0	\$0	\$0	\$0	0.0
Air-Cooled Ice Machine	0	0	0	0	\$0	\$0	\$0	\$0	0.0
Turf Removal (127,969 Sq. Ft.)	12	5,421,663	17	166	\$0	\$127,969	\$255,938	\$383,907	30.7
IEUA Locally Implemented Commercial Programs									
FreeSprinklerNozzles.com Program	400	521,440	2	8	\$0	\$0	\$1,300	\$1,300	1.1
Subtotal	441	6,713,041	21	209	\$0	\$132,990	\$280,856	\$413,847	
TOTAL	1,897	14,027,541	43	459	\$0	\$168,258	\$392,208	\$560,467	

$$^{(1)} \text{ Payback period} = \frac{\text{Total direct program costs}}{\text{AF saved/year} \times \text{MWD Tier II rate/AF}}$$

City of Upland IEUA Regional Conservation Programs Annual Report

Program	District Devices/ Rebates	Gallons Saved (year)	AF Saved (year)	AF Saved Lifetime	Funding Sources (dollars)				Payback Period (years) ⁽¹⁾
					Outside Funding	IEUA	MWD	Total	
FY 2013-2014									
SoCal Water\$mart Residential Rebates									
High Efficiency Toilets (HET)	52	720,131	2	44	\$0	\$2,600	\$2,600	\$5,200	3.1
High Efficiency Clothes Washers (HECW)	125	1,124,186	3	52	\$0	\$8,125	\$10,625	\$18,750	7.2
Rotating Nozzles for Pop-up Spray Heads	2	2,607	0	0	\$0	\$2	\$8	\$10	1.7
Weather based Irrigation Controllers (WBIC)	12	1,270,819	4	39	\$0	\$840	\$960	\$1,800	0.6
Rain Barrels	27	16,716	0.05	0.26	\$0	\$0	\$2,025	\$2,025	52.5
IEUA Locally Implemented Residential Programs									
FreeSprinklerNozzles.com Program	2,538	3,308,039	10	51	\$0	\$0	\$34,938	\$34,938	4.6
Residential Landscape Retrofit Program (39 WBIC/486 Nozzles)	24	4,887,765	15	138	\$12,043	\$0	\$12,043	\$24,086	2.1
Landscape Transformation Program (7,650 Sq. Ft.)	9	348,986	1.07	11	\$0	\$14,733	\$8,700	\$23,433	29.1
Subtotal	2,789	11,679,249	36	335	\$12,043	\$26,300	\$71,899	\$110,242	
SoCal Water\$mart Commercial Rebates									
High Efficiency Toilets (HET)	2	27,697	0.09	2	\$0	\$100	\$200	\$300	4.7
Waterless Urinals	0	0	0	0	\$0	\$0	\$0	\$0	0.0
Cooling Tower Controller	0	0	0	0	\$0	\$0	\$0	\$0	0.0
Weather Based Irrigation Controllers (WBIC)	51	5,400,980	17	166	\$0	\$4,921	\$23,418	\$28,339	2.3
Rotating Nozzles for Pop-up Spray Heads	0	0	0	0	\$0	\$0	\$0	\$0	0.0
Large Rotary Nozzles	0	0	0	0	\$0	\$0	\$0	\$0	0.0
Central Computerized Irrigation Controller	0	0	0	0	\$0	\$0	\$0	\$0	0.0
Laminar Flow Restrictor	315	2,360,790	7	72	\$0	\$3,150	\$3,150	\$6,300	1.2
Air-Cooled Ice Machine	0	0	0	0	\$0	\$0	\$0	\$0	0.0
Turf Removal	0	0	0	0	\$0	\$0	\$0	\$0	0.0
IEUA Locally Implemented Commercial Programs									
FreeSprinklerNozzles.com Program	3,917	5,105,433	16	78	\$0	\$0	\$12,730	\$12,730	1.1
Subtotal	4,285	12,894,902	40	318	\$0	\$8,171	\$39,498	\$47,670	
TOTAL	7,074	24,574,151	75	653	\$12,043	\$34,471	\$111,397	\$157,912	

$$^{(1)} \text{ Payback period} = \frac{\text{Total direct program costs}}{\text{AF saved/year} \times \text{MWD Tier II rate/AF}}$$

City of Upland

IEUA Regional Conservation Programs Annual Report

Program	District Devices/ Rebates	Gallons Saved (year)	AF Saved (year)	AF Saved Lifetime	Funding Sources (dollars)				Payback Period (years) ⁽¹⁾
					Outside Funding	IEUA	MWD	Total	
FY 2012-2013									
SoCal Water\$mart Residential Rebates									
High Efficiency Toilets (HET)	0	0	0	0	\$0	\$0	\$0	\$0	0.0
High Efficiency Clothes Washers (HECW)	109	980,290	3	45	\$0	\$7,085	\$9,265	\$16,350	7.5
Rotating Nozzles for Pop-up Spray Heads	1	1,303	0.004	0.02	\$0	\$1	\$4	\$5	1.7
Weather based Irrigation Controllers (WBIC)	5	529,508	2	16	\$0	\$350	\$400	\$750	0.6
IEUA Locally Implemented Residential Programs									
FreeSprinklerNozzles.com Program	2,525	3,291,095	10	51	\$0	\$0	\$34,938	\$34,938	4.8
Residential Landscape Retrofit Program	23	5,865,318	18	140	\$11,631	\$1,894	\$13,524	\$27,049	2.1
Landscape Transformation Program (2,954 Sq. Ft.)	3	134,759	0.41	4	\$861	\$2,381	\$2,869	\$6,111	20.3
Subtotal	2,666	10,802,273	33	256	\$12,492	\$11,711	\$61,000	\$85,203	
IEUA High Efficiency Toilet (HET) Installation Prog.									
IEUA Multi-Family Direct Install Prog. (HET)	256	3,545,259	11	218	\$18,775	\$9,129	\$12,800	\$40,704	5.1
IEUA Single-Family Direct Install Prog. (HET)	633	8,766,207	27	538	\$46,424	\$22,573	\$31,650	\$100,647	5.1
Subtotal	889	12,311,465	38	756	\$65,199	\$31,702	\$44,450	\$141,351	
SoCal Water\$mart Commercial Rebates									
High Efficiency Toilets (HET)	0	0	0	0	0	\$0	\$0	\$0	0.0
Waterless Urinals	0	0	0	0	0	\$0	\$0	\$0	0.0
Cooling Tower Controller	0	0	0	0	0	\$0	\$0	\$0	0.0
High Efficiency Clothes Washers	0	0	0	0	0	\$0	\$0	\$0	0.0
Weather based Irrigation Controllers (WBIC)	27	2,859,343	9	88	0	\$1,474	\$4,140	\$5,614	0.9
Rotating Nozzles for Pop-up Spray Heads	0	0	0	0	0	\$0	\$0	\$0	0.0
Large Rotary Nozzles	0	0	0	0	0	\$0	\$0	\$0	0.0
Central Computerized Irrigation Controller	0	0	0	0	0	\$0	\$0	\$0	0.0
Laminar Flow Restrictor	200	1,498,915	5	23	0	\$2,000	\$2,000	\$4,000	1.2
Air-Cooled Ice Machine	0	0	0	0	0	\$0	\$0	\$0	0.0
IEUA Locally Implemented Commercial Programs									
Fontana Unified School Retrofit Program	0	0	0	0	0	\$0	\$0	\$0	0.0
FreeSprinklerNozzles.com Program	5,300	6,908,041	21	106	0	\$0	\$17,225	\$17,225	1.1
Subtotal	5,527	11,266,298	35	217	\$0	\$3,474	\$23,365	\$26,840	
TOTAL	9,082	34,380,037	106	1,228	\$77,691	\$46,887	\$128,815	\$253,394	

⁽¹⁾ Payback period = $\frac{\text{Total direct program costs}}{\text{AF saved/year} \times \text{MWD Tier II rate/AF}}$

City of Upland IEUA Regional Conservation Programs Annual Report

Program	District Devices/ Rebates	Gallons Saved (year)	AF Saved (year)	AF Saved Lifetime	Funding Sources (dollars)				Payback Period (years) ⁽¹⁾
					Outside Funding	IEUA	MWD	Total	
FY 2011-2012									
Residential Rebate Programs									
High Efficiency Clothes Washers (HECW)	130	1,169,153	3.59	53.82	0	0	11,050	11,050	4.5
Rotating Nozzles for Pop-up Spray Heads	31	40,406	0.12	0.62	0	62	93	155	1.8
Weather Based Irrigation Controllers (WBIC)	11	1,164,917	3.58	35.75	0	495	880	1,375	0.6
FreeSprinklerNozzles.com Program	10,624	13,849,446	42.50	212.48	0	0	32,250	32,250	1.1
Residential Landscape Retrofit Program	5	1,303,600	4.00	35.00	0	3,262	3,053	6,315	2.3
Subtotal	10,801	17,527,523	54	338	0	3,819	47,326	51,145	
IEUA Multi-Family Direct Install Prog. (HET)									
IEUA Multi-Family Direct Install Prog. (HET)	36	498,552	1.53	30.60	2,640	1,284	1,800	5,724	5.5
IEUA Single-Family Direct Install Prog. (HET)	794	10,995,842	33.75	674.90	58,232	28,314	39,700	126,246	5.5
Subtotal	830	11,494,394	35	706	60,872	29,598	41,500	131,970	
CII Save-A-Buck Rebate Program									
High Efficiency Toilets (HET)	0	0	0.00	0.00	0	0	0	0	0.0
Waterless Urinals	0	0	0.00	0.00	0	0	0	0	0.0
PH Conductivity Controller	0	0	0.00	0.00	0	0	0	0	0.0
High Efficiency Clothes Washers	0	0	0.00	0.00	0	0	0	0	0.0
Weather Based Irrigation Controllers (WBIC)	1	105,902	0.33	3.25	0	117	600	717	3.2
Rotating Nozzles for Pop-up Spray Heads	0	0	0.00	0.00	0	0	0	0	0.0
Large Rotary Nozzles	0	0	0.00	0.00	0	0	0	0	0.0
FreeSprinklerNozzles.com Program	2,000	11,730,636	36.00	360.00	0	0	26,000	0	0.0
Central Computerized Irrigation Controller	0	0	0.00	0.00	0	0	0	0	0.0
Subtotal	2,001	11,836,538	36	363	0	117	26,600	717	
TOTAL	13,632	40,858,454	125	1,406	60,872	33,534	115,426	183,832	

⁽¹⁾ Payback period =
$$\frac{\text{Total direct program costs}}{\text{AF saved/year} \times \text{MWD Tier II rate/AF}}$$

City of Upland IEUA Regional Conservation Programs Annual Report

Program	District Devices/ Rebates	Gallons Saved (year)	AF Saved (year)	AF Saved Lifetime	Funding Sources (dollars)				Payback Period (years) ⁽¹⁾
					Outside Funding	IEUA	MWD	Total	
FY 2010-2011									
Residential Rebate Programs									
High Efficiency Toilets (HET)	13	180,033	0.55	11.05	0	455	650	1,105	4.0
High Efficiency Clothes Washers (HECW)	229	2,059,509	6.32	94.81	0	0	19,465	19,465	6.2
Rotating Nozzles for Pop-up Spray Heads	247	321,941	0.99	4.94	0	494	741	1,235	2.5
Weather Based Irrigation Controllers (WBIC)	5	529,508	1.63	16.25	0	225	400	625	0.0
Synthetic Turf (694 Sq. Ft.)	1	31,664	0.10	0.97	0	312	208	521	10.7
FreeSprinklerNozzles.com Program	430	560,548	1.72	8.60	0	0	32,250	32,250	37.6
Residential Landscape Retrofit Program	17	4,562,600	14.00	117.00	0	11,287	8,831	20,118	2.9
Subtotal	942	8,245,802	25	254	0	12,773	62,545	75,319	
IEUA Multi-Family Direct Install Prog. (HET)									
IEUA Multi-Family Direct Install Prog. (HET)	117	1,620,294	4.97	99.45	8,581	4,172	5,850	18,603	7.5
Subtotal	117	1,620,294	5	99	8,581	4,172	5,850	18,603	
CII Save-A-Buck Rebate Program									
High Efficiency Toilets (HET)	30	415,460	1.28	25.50	0	1,050	1,500	2,550	4.0
Waterless Urinals	5	199,910	0.61	12.27	0	250	1,000	1,250	0.0
PH Conductivity Controller	1	209,848	0.64	3.22	0	500	1,750	2,250	0.0
Weather Based Irrigation Controllers (WBIC)	1	105,902	0.33	3.25	0	480	1,200	1,680	10.4
Synthetic Turf (Sq. Ft.)	0	0	0.00	0.00	0	0	0	0	0.0
Rotating Nozzles for Pop-up Spray Heads	0	0	0.00	0.00	0	0	0	0	0.0
Large Rotary Nozzles	0	0	0.00	0.00	0	0	0	0	0.0
Pre-Rinse Nozzles	0	0	0.00	0.00	0	0	0	0	0.0
Subtotal	37	931,119	3	44	0	2,280	5,450	7,730	
TOTAL	1,096	10,797,216	33	397	8,581	19,226	73,845	101,652	

⁽¹⁾ Payback period =
$$\frac{\text{Total direct program costs}}{\text{AF saved/year} \times \text{MWD Tier II rate/AF}}$$

City of Upland IEUA Regional Conservation Programs Annual Report

Program	District Devices/ Rebates	Gallons Saved (year)	AF Saved (year)	AF Saved Lifetime	Funding Sources (dollars)				Payback Period (years) ⁽¹⁾
					Outside Funding	IEUA	MWD	Total	
FY 2009-2010									
Residential Rebate Programs									
High Efficiency Toilets (HET)	56	775,525	2.38	47.60	0	1,960	2,800	4,760	4.0
High Efficiency Clothes Washers (HECW)	63	566,590	1.74	26.08	0	3,150	6,930	10,080	11.6
Rotating Nozzles for Pop-up Spray Heads	35	45,619	0.14	0.70	0	70	140	210	3.0
Weather Based Irrigation Controllers (WBIC)	0	0	0.00	0.00	0	0	0	0	0.0
Water Wise Landscape (Turf Buy Back) (Sq. Ft.)	0	0	0.00	0.00	0	0	0	0	0.0
Synthetic Turf (8,348 Sq. Ft.)	4	380,829	1.17	11.69	0	3,757	2,504	6,261	10.7
Subtotal	158	1,768,563	5	86	0	8,937	12,374	21,311	
IEUA Multi-Family Direct Install Prog. (HET)									
IEUA Multi-Family Direct Install Prog. (HET)	4	55,395	0.17	3.40	293	143	660	1,096	12.9
Subtotal	4	55,395	0	3	293	143	660	1,096	
CII Save-A-Buck Rebate Program									
ULFT Tank	0	0	0.00	0.00	0	0	0	0	0.0
High Efficiency Toilets (HET)	198	2,742,036	8.42	168.30	0	26,730	32,670	59,400	14.2
Waterless Urinals	22	879,602	2.70	53.99	0	0	8,800	8,800	6.5
High Efficiency Clothes Washers	29	260,811	0.80	8.00	0	2,900	2,320	5,220	13.1
Water Brooms	0	0	0.00	0.00	0	0	0	0	0.0
Weather Based Irrigation Controllers (WBIC)	22	2,329,835	7.15	71.50	0	1,680	14,014	15,694	4.4
Synthetic Turf (Sq. Ft.)	0	0	0.00	0.00	0	0	0	0	0.0
Rotating Nozzles for Pop-up Spray Heads	1,642	2,140,189	6.57	32.84	0	0	6,568	0	0.0
Pre-Rinse Nozzles	0	0	0.00	0.00	0	0	0	0	0.0
Subtotal	1,913	8,352,474	26	335	0	31,310	64,372	89,114	
TOTAL	2,075	10,176,431	31	424	293	40,389	77,406	111,521	

⁽¹⁾ Payback period =
$$\frac{\text{Total direct program costs}}{\text{AF saved/year} \times \text{MWD Tier II rate/AF}}$$

City of Upland

IEUA Regional Conservation Programs Annual Report

Program	District Devices/ Rebates	Gallons Saved (year)	AF Saved (year)	AF Saved Lifetime	Funding Sources (dollars)				Payback Period (years) ⁽¹⁾
					Outside Funding	IEUA	MWD	Total	
FY 2008-2009									
Residential Rebate Programs									
Ultra Low Flush Toilets (ULFT)	0	0	0.00	0.00	0	0	0	0	0.0
High Efficiency Toilets (HET)	74	1,024,801	3.15	62.90	0	0	12,210	12,210	7.8
High Efficiency Clothes Washers (HECW)	155	1,393,991	4.28	64.17	0	0	17,050	17,050	8.0
Rotating Nozzles for Pop-up Spray Heads	20	26,068	0.08	0.40	0	0	80	80	2.0
Weather Based Irrigation Controllers (WBIC)	1	105,902	0.33	3.25	0	0	80	80	0.5
Water Wise Landscape (Turf Buy Back) (28,677 Sq. Ft.)	21	1,308,220	4.01	40.15	0	35,878	0	35,878	17.9
Synthetic Turf (8,348 Sq. Ft.)	13	380,829	1.17	11.69	0	2,504	2,504	5,009	8.6
Subtotal	284	4,239,810	13	183	0	38,382	31,924	70,307	
IEUA Multi-Family Direct Install Prog. (HET)									
IEUA Multi-Family Direct Install Prog. (HET)	339	4,694,698	14.41	288.15	24,862	12,089	55,935	92,886	12.9
Subtotal	339	4,694,698	14	288	24,862	12,089	55,935	92,886	
CII Save-A-Buck Rebate Program									
ULFT Flushometer	0	0	0.00	0.00	0	0	0	0	0.0
ULFT Tank	0	0	0.00	0.00	0	0	0	0	0.0
High Efficiency Toilets (HET)	162	2,243,484	6.89	137.70	0	21,870	26,730	48,600	14.2
Waterless Urinals	0	0	0.00	0.00	0	0	0	0	0.0
Conductivity Controller	0	0	0.00	0.00	0	0	0	0	0.0
High Efficiency Clothes Washers	0	0	0.00	0.00	0	0	0	0	0.0
Water Brooms	0	0	0.00	0.00	0	0	0	0	0.0
Weather Based Irrigation Controllers (WBIC)	0	0	0.00	0.00	0	0	0	0	0.0
Synthetic Turf (Sq. Ft.)	0	0	0.00	0.00	0	0	0	0	0.0
Rotating Nozzles for Pop-up Spray Heads	0	0	0.00	0.00	0	0	0	0	0.0
Large Rotary Nozzles	0	0	0.00	0.00	0	0	0	0	0.0
Pre-Rinse Nozzles	0	0	0.00	0.00	0	0	0	0	0.0
Subtotal	162	2,243,484	7	138	0	21,870	26,730	48,600	
MWD Public Sector Program									
High Efficiency Toilets (HET)	0	0	0.00	0.00	0	0	0	0	0.0
Waterless Urinals	0	0	0.00	0.00	0	0	0	0	0.0
Water Brooms	0	0	0.00	0.00	0	0	0	0	0.0
Weather Based Irrigation Controllers (WBIC)	51	10,120,606	31.06	310.59	0	0	84,498	84,498	5.5
Central Computer Irrigation Controllers (CCIC)	0	0	0.00	0.00	0	0	0	0	0.0
Synthetic Turf (Sq. Ft.)	0	0	0.00	0.00	0	0	0	0	0.0
Subtotal	51	10,120,606	31	311	0	0	84,498	84,498	
TOTAL	836	21,298,599	65	919	24,862	72,341	199,087	296,291	

⁽¹⁾ Payback period = $\frac{\text{Total direct program costs}}{\text{AF saved/year} \times \text{MWD Tier II rate/AF}}$

City of Upland

IEUA Regional Conservation Programs Annual Report

Program	District Devices/ Rebates	Gallons Saved (year)	AF Saved (year)	AF Saved Lifetime	Funding Sources (dollars)				Payback Period (years) ⁽¹⁾
					Outside Funding	IEUA	MWD	Total	
FY 2007-2008									
Residential Rebate Programs									
Ultra Low Flush Toilets (ULFT)	27	333,443	1.02	20.47	0	0	1,620	1,620	3.7
High Efficiency Toilets (HET)	15	207,730	0.64	12.75	0	0	2,475	2,475	9.1
High Efficiency Clothes Washers (HECW)	236	2,122,463	6.51	97.70	0	0	25,960	25,960	9.3
Rotating Nozzles for Pop-up Spray Heads	143	186,387	0.57	2.86	0	0	572	572	2.3
Weather Based Irrigation Controllers (WBIC)	2	211,803	0.65	6.50	0	320	160	480	1.7
Water Wise Landscape (Turf Buy Back) (8,587 Sq. Ft.)	8	391,732	1.20	12.02	0	17,174	0	17,174	33.5
Synthetic Turf (9,919 Sq. Ft.)	11	452,496	1.39	13.89	0	2,976	2,976	5,951	10.0
Subtotal	442	3,906,054	12	166	0	20,470	33,763	54,232	
IEUA Multi-Family Direct Install Prog. (HET/ULFT)									
IEUA Multi-Family Direct Install Prog. (HET/ULFT)	1,541	19,030,969	58.40	1,168.08	113,017	54,952	92,460	260,429	10.4
Subtotal	1,541	19,030,969	58	1,168	113,017	54,952	92,460	260,429	
CII Save-A-Buck Rebate Program									
ULFT Flushometer	0	0	0.00	0.00	0	0	0	0	0.0
ULFT Tank	1	12,350	0.04	0.76	0	0	135	135	8.3
High Efficiency Toilets (HET)	472	6,536,571	20.06	401.20	0	63,720	77,880	141,600	16.5
Waterless Urinals	0	0	0.00	0.00	0	0	0	0	0.0
Conductivity Controller	0	0	0.00	0.00	0	0	0	0	0.0
High Efficiency Clothes Washers	31	278,798	0.86	12.83	0	8,990	4,030	13,020	35.6
Water Brooms	0	0	0.00	0.00	0	0	0	0	0.0
Weather Based Irrigation Controllers (WBIC)	0	0	0.00	0.00	0	0	0	0	0.0
Synthetic Turf (Sq. Ft.)	0	0	0.00	0.00	0	0	0	0	0.0
Rotating Nozzles for Pop-up Spray Heads	0	0	0.00	0.00	0	0	0	0	0.0
Subtotal	504	6,827,719	21	415	0	72,710	82,045	154,755	
MWD Public Sector Program									
High Efficiency Toilets (HET)	0	0	0.00	0.00	0	0	0	0	0.0
Waterless Urinals	0	0	0.00	0.00	0	0	0	0	0.0
Water Brooms	0	0	0.00	0.00	0	0	0	0	0.0
Weather Based Irrigation Controllers (WBIC)	0	0	0.00	0.00	0	0	0	0	0.0
Central Computer Irrigation Controllers (CCIC)	0	0	0.00	0.00	0	0	0	0	0.0
Subtotal	0	0	0	0	0	0	0	0	
TOTAL	2,487	29,764,742	91	1,749	113,017	148,132	208,268	469,416	

⁽¹⁾ Payback period = $\frac{\text{Total direct program costs}}{\text{AF saved/year} \times \text{MWD Tier II rate/AF}}$

City of Upland

IEUA Regional Conservation Programs Annual Report

Program	District Devices/ Rebates	Gallons Saved (year)	AF Saved (year)	AF Saved Lifetime	Funding Sources (dollars)				Payback Period (years) ⁽¹⁾
					Outside Funding	IEUA	MWD	Total	
FY 2006-2007									
Residential Programs									
Ultra Low Flush Toilets (ULFT)	56	633,194	1.94	38.86	0	0	3,360	3,360	4.0
High Efficiency Toilets (HET)	5	69,243	0.21	4.25	0	0	1,325	1,325	14.6
High Efficiency Clothes Washers (HECW)	238	6,560,945	20.13	302.02	0	0	26,180	26,180	3.0
Rotating Sprinkler Nozzles	0	0	0.00	0.00	0	0	0	0	0.0
Weather Based Irrigation Controllers (WBIC) - Rebate	2	423,606	1.30	13.00	0	320	160	480	0.9
Weather Based Irrigation Controllers (WBIC) - Distribution	109	23,086,543	70.85	708.50	0	0	26,160	26,160	0.9
Subtotal	410	30,773,531	92	1,067	0	320	53,825	54,145	
IEUA Multi-Family Direct Install Prog. (HET/ULFT)									
Multi-Family Toilet Program (HET/ULFT)	1,008	11,397,486	34.98	699.55	73,927	35,945	60,480	170,352	11.4
Subtotal	1,008	11,397,486	35	700	73,927	35,945	60,480	170,352	
CII Save-A-Buck Rebate Program									
ULFT Flushometer	0	0	0.00	0.00	0	0	0	0	0.0
ULFT Tank	0	0	0.00	0.00	0	0	0	0	0.0
High Efficiency Toilets (HET)	0	0	0.00	0.00	0	0	0	0	0.0
Zero Water Urinal	2	79,833	0.25	4.90	0	0	800	800	7.6
Conductivity Controller	1	209,848	0.64	3.22	0	0	625	625	2.3
High Efficiency Clothes Washers (HECW)	1	27,567	0.08	1.27	0	70	130	200	5.5
Water Brooms	0	0	0.00	0.00	0	0	0	0	0.0
Weather Based Irrigation Controllers (WBIC)	0	0	0.00	0.00	0	0	0	0	0.0
Subtotal	4	317,249	1	9	0	70	1,555	1,625	
TOTAL	1,422	42,488,266	128	1,776	\$73,927	\$36,335	\$115,860	\$226,122	

⁽¹⁾ Payback period = $\frac{\text{Total direct program costs}}{\text{AF saved/year} \times \text{MWD Tier II rate/AF}}$

City of Upland IEUA Regional Conservation Programs Annual Report

Program	District Devices/ Rebates	Gallons Saved (year)	AF Saved (year)	AF Saved Lifetime	Funding Sources (dollars)				Payback Period (years) ⁽¹⁾
					Outside Funding	IEUA	MWD	Total	
FY 2005-2006									
Residential Programs									
City Event (ULFT)	1,248	14,111,173	43.31	866.11	0	8,112	74,880	82,992	4.5
IEUA Regional Event (ULFT)	0	0	0.00	0.00	0	0	0	0	0.0
IEUA Rebate Program (ULFT)	153	1,729,976	5.31	106.18	0	153	9,180	9,333	4.1
High Efficiency Clothes Washers	222	1,996,554	6.13	91.91	0	222	24,420	24,642	9.4
Subtotal	1,623	17,837,703	55	1,064	0	8,487	108,480	116,967	
IEUA Multi-Family Direct Install Prog. (HET/ULFT)									
Multi-Family Program	930	10,515,538	32.27	645.42	0	97,650	55,800	153,450	11.1
Subtotal	930	10,515,538	32	645	0	97,650	55,800	153,450	
CII Save-A-Buck Rebate Program									
ULFT's (Tank)	0	0	0.00	0.00	0	0	0	0	0.0
Conductivity Controller	0	0	0.00	0.00	0	0	0	0	0.0
High Efficiency Clothes Washers	11	98,928	0.30	4.55	0	0	2,750	2,750	21.2
Water Brooms	0	0	0.00	0.00	0	0	0	0	0.0
Pre-Rinse Spray Nozzles	0	0	0.00	0.00	0	0	0	0	0.0
Weather Based Irrigation Controllers (WBIC)	0	0	0.00	0.00	0	0	0	0	0.0
Subtotal	11	98,928	0	5	0	0	2,750	2,750	
TOTAL	2,564	28,452,169	87	1,714	0	\$106,137	\$167,030	\$273,167	
FY 2004-2005									
Residential Programs									
City Event (ULFT)	0	0	0.00	0.00	0	0	0	0	0.0
IEUA Regional Event (ULFT)	11	124,377	0.38	7.63	0	121	660	781	4.8
IEUA Rebate Program (ULFT)	126	1,424,686	4.37	87.44	0	126	7,560	7,686	4.1
High Efficiency Clothes Washers	287	2,581,131	7.92	118.82	0	287	31,570	31,857	9.4
Pool Cover Rebates	14	239,148	0.73	3.67	0	742	0	742	2.4
Subtotal	438	4,369,342	13	218	0	1,276	39,790	41,066	
IEUA Multi-Family Direct Install Prog. (HET/ULFT)									
Multi-Family Program	981	11,092,196	34.04	680.81	0	103,005	58,860	161,865	11.1
Subtotal	981	11,092,196	34	681	0	103,005	58,860	161,865	
CII Save-A-Buck Rebate Program									
ULFT's (Tank)	0	0	0.00	0.00	0	0	0	0	0.0
Conductivity Controller	0	0	0.00	0.00	0	0	0	0	0.0
High Efficiency Clothes Washers	3	26,980	0.08	1.24	0	0	750	750	21.2
Water Brooms	0	0	0.00	0.00	0	0	0	0	0.0
Pre-Rinse Spray Nozzles	0	0	0.00	0.00	0	0	0	0	0.0
X-Ray Film Processor	0	0	0.00	0.00	0	0	0	0	0.0
Subtotal	3	26,980	0	1	0	0	750	750	
TOTAL	1,422	15,488,519	48	900	0	104,281	99,400	203,681	

⁽¹⁾ Payback period = $\frac{\text{Total direct program costs}}{\text{AF saved/year} \times \text{MWD Tier II rate/AF}}$

City of Upland IEUA Regional Conservation Programs Annual Report

Program	District Devices/ Rebates	Gallons Saved (year)	AF Saved (year)	AF Saved Lifetime	Funding Sources (dollars)				Payback Period (years) ⁽¹⁾
					Outside Funding	IEUA	MWD	Total	
FY 2003-2004									
Residential Programs									
City Event (ULFT)	100	1,130,703	3.47	69.40	0	200	6,000	6,200	4.8
IEUA Regional Event (ULFT)	44	497,509	1.53	30.54	0	484	2,640	3,124	5.3
IEUA Rebate Program (ULFT)	227	2,566,696	7.88	157.54	0	227	13,620	13,847	4.6
High Efficiency Clothes Washers	244	2,194,411	6.73	101.02	0	244	26,840	27,084	5.7
Pool Cover Rebates	63	802,854	2.46	12.30	0	3,339	0	3,339	2
Subtotal	678	7,192,173	22	371	0	4,494	49,100	53,594	
IEUA Multi-Family Direct Install Prog. (HET/ULFT)									
Multi-Family Program	116	1,311,615	4.03	80.50	0	3,944	6,960	10,904	4.2
Subtotal	116	1,311,615	4	81	0	3,944	6,960	10,904	
CII Save-A-Buck Rebate Program									
High Efficiency Clothes Washers	16	143,896	0.44	6.62	0	0	4,000	4,000	5
Water Brooms (Rebates)	17	849,754	2.61	13.04	0	1,700	1,700	3,400	3.1
Water Brooms (Distribution)	1	49,986	0.15	0.77	0	0	100	100	1.2
Pre-Rinse Spray Nozzles	0	0	0.00	0.00	0	0	0	0	0
Subtotal	34	1,043,636	3	20	0	1,700	5,800	7,500	
TOTAL	828	9,547,424	29	472	0	\$10,138	\$61,860	\$71,998	
FY 2002-2003									
Residential Programs									
City Event (ULFT)	100	1,130,703	3.47	69.40	0	200	6,000	6,200	4.8
IEUA Regional Event (ULFT)	39	440,974	1.35	27.07	0	429	2,340	2,769	5.5
IEUA Rebate Program (ULFT)	12	135,684	0.42	8.33	0	12	720	732	4.3
High Efficiency Clothes Washers	239	2,149,444	6.60	98.95	0	239	26,290	26,529	5.7
Pool Cover Rebates	20	1,246,986	3.83	19.15	0	1,060	0	1,060	2.1
Subtotal	410	5,103,791	16	223	0	1,940	35,350	37,290	
IEUA Multi-Family Direct Install Prog. (HET/ULFT)									
Multi-Family Program	83	938,483	2.88	57.60	0	2,822	4,980	7,802	4.1
Subtotal	83	938,483	3	58	0	2,822	4,980	7,802	
CII Save-A-Buck Rebate Program									
High Efficiency Clothes Washers	18	161,883	0.50	7.45	0	0	4,500	4,500	5.0
Water Brooms	11	549,841	1.69	8.44	0	1,100	1,100	2,200	3.1
Pre-Rinse Spray Nozzles	65	84,721	0.26	1.30	0	0	3,250	3,250	0.5
X-Ray Film Processor (MWD CII)	0	0	0.00	0.00	0	0	0	0	0
Restaurant Table Tent Program	N/A	N/A	N/A	N/A	N/A	N/A	N/A	N/A	N/A
Subtotal	94	796,445	2	17	0.00	1,100.00	8,850.00	9,950.00	
TOTAL	587	6,838,720	21	298	0	5,862	49,180	55,042	

⁽¹⁾ Payback period = $\frac{\text{Total direct program costs}}{\text{AF saved/year} \times \text{MWD Tier II rate/AF}}$



West Valley Water District
Regional Water Use Efficiency Programs
Summary Charts

West Valley Water District IEUA Regional Conservation Programs Annual Report

Program	District Devices/ Rebates	Gallons Saved (year)	AF Saved (year)	AF Saved Lifetime	Funding Sources (dollars)				IEUA Payback Period (years) ⁽¹⁾
					Outside Funding	IEUA	MWD	Total	
FY 2022-2023									
SoCal Water\$mart Residential Rebates									
High Efficiency Toilets (HET)	0	0	0	0	\$0	\$0	\$0	\$0	0.0
High Efficiency Clothes Washers (HECW)	0	0	0	0	\$0	\$0	\$0	\$0	0.0
Rotating Nozzles for Pop-up Spray Heads (0 Apps/ 0 Nozzles)	0	0	0	0	\$0	\$0	\$0	\$0	0.0
Weather based Irrigation Controllers (WBIC)	0	0	0	0	\$0	\$0	\$0	\$0	0.0
Weather based Irrigation Controllers for Large Landscapes (0 Stations)	0	0	0	0	\$0	\$0	\$0	\$0	0.0
Irrigation Controller + Add on	0	0	0	0	\$0	\$0	\$0	\$0	0.0
Hose Bib Controller	0	0	0	0	\$0	\$0	\$0	\$0	0.0
Turf Replacement (0 Apps)	0	0	0	0	\$0	\$0	\$0	\$0	0.0
Rain Barrels	0	0	0	0	\$0	\$0	\$0	\$0	0.0
Cisterns	0	0	0	0	\$0	\$0	\$0	\$0	0.0
Soil Moisture Sensor Systems	0	0	0	0	\$0	\$0	\$0	\$0	0.0
Flow Monitor Device on Utility Meter	0	0	0	0	\$0	\$0	\$0	\$0	0.0
Flow Monitor Device on Customer Property	0	0	0	0	\$0	\$0	\$0	\$0	0.0
Low-flow Showerheads	0	0	0	0	\$0	\$0	\$0	\$0	0.0
Faucet Aerators	0	0	0	0	\$0	\$0	\$0	\$0	0.0
Subtotal	0	0	0	0	\$0	\$0	\$0	\$0	
IEUA Locally Implemented Residential Programs									
Landscape Tune-Up Program (7 Nozzles)	1	75,609	0	0	\$0	\$291	\$150	\$441	1.3
Large Landscape Retrofit Program (0 WBIC/ 0 Nozzles)	0	26,985	0	0	\$0	\$0	\$0	\$0	0.0
Small Site Controller Upgrade Program (1 WBIC)	1	0	0	0	\$0	\$552	\$80	\$632	0.0
Residential Pressure Regulation Program	0	0	0	0	\$0	\$0	\$0	\$0	0.0
Subtotal	2	102,593	0	0	\$0	\$843	\$230	\$1,073	
SoCal Water\$mart Commercial Rebates									
High Efficiency Toilets (HET)	0	0	0	0	\$0	\$0	\$0	\$0	0.0
Waterless Urinals	0	0	0	0	\$0	\$0	\$0	\$0	0.0
Cooling Tower Controller	0	0	0	0	\$0	\$0	\$0	\$0	0.0
Weather Based Irrigation Controllers for Large Landscapes (0 Stations)	0	0	0	0	\$0	\$0	\$0	\$0	0.0
Irrigation Controller + Add on	0	0	0	0	\$0	\$0	\$0	\$0	0.0
Rotating Nozzles for Pop-up Spray Heads (0 App/ 0 Nozzles)	0	0	0	0	\$0	\$0	\$0	\$0	0.0
Large Rotary Nozzles	0	0	0	0	\$0	\$0	\$0	\$0	0.0
Central Computerized Irrigation Controller (0 Stations)	0	0	0	0	\$0	\$0	\$0	\$0	0.0
Laminar Flow Restrictor	0	0	0	0	\$0	\$0	\$0	\$0	0.0
Air-Cooled Ice Machine	0	0	0	0	\$0	\$0	\$0	\$0	0.0
Turf Replacement (0 Apps)	0	0	0	0	\$0	\$0	\$0	\$0	0.0
Soil Moisture Sensor Systems (0 Stations)	0	0	0	0	\$0	\$0	\$0	\$0	0.0
Plumbing Flow Control	0	0	0	0	\$0	\$0	\$0	\$0	0.0
Subtotal	0	0	0	0	\$0	\$0	\$0	\$0	
Additional Water Use Efficiency Programming									
CBWCD Landscape Evaluation Audit Program	0	0	0	0	\$0	\$0	\$0	\$0	0.0
Customer Agency Implemented Program	0	0	0	0	\$0	\$0	\$0	\$0	0.0
Subtotal	0	0	0	0	\$0	\$0	\$0	\$0	
FINAL TOTAL	2	102,593	0	0	\$0	\$843	\$230	\$1,073	

⁽¹⁾ Payback period = $\frac{\text{Total direct program costs}}{\text{AF saved/year} \times \text{MWD Tier II rate/AF}}$

West Valley Water District IEUA Regional Conservation Programs Annual Report

Program	District Devices/ Rebates	Gallons Saved (year)	AF Saved (year)	AF Saved Lifetime	Funding Sources (dollars)				IEUA Payback Period (years) ⁽¹⁾
					Outside Funding	IEUA	MWD	Total	
FY 2021-2022									
SoCal Water\$mart Residential Rebates									
High Efficiency Toilets (HET)	0	0	0	0	\$0	\$0	\$0	\$0	0.0
High Efficiency Clothes Washers (HECW)	0	0	0	0	\$0	\$0	\$0	\$0	0.0
Rotating Nozzles for Pop-up Spray Heads (0 Apps/ 0 Nozzles)	0	0	0	0	\$0	\$0	\$0	\$0	0.0
Weather based Irrigation Controllers (WBIC)	0	0	0	0	\$0	\$0	\$0	\$0	0.0
Weather based Irrigation Controllers for Large Landscapes (0 Stations)	0	0	0	0	\$0	\$0	\$0	\$0	0.0
Irrigation Controller + Add on	0	0	0	0	\$0	\$0	\$0	\$0	0.0
Hose Bib Controller	0	0	0	0	\$0	\$0	\$0	\$0	0.0
Turf Replacement (0 Apps)	0	0	0	0	\$0	\$0	\$0	\$0	0.0
Rain Barrels	0	0	0	0	\$0	\$0	\$0	\$0	0.0
Cisterns	0	0	0	0	\$0	\$0	\$0	\$0	0.0
Soil Moisture Sensor Systems	0	0	0	0	\$0	\$0	\$0	\$0	0.0
Flow Monitor Device on Utility Meter	0	0	0	0	\$0	\$0	\$0	\$0	0.0
Flow Monitor Device on Customer Property	0	0	0	0	\$0	\$0	\$0	\$0	0.0
Subtotal	0	0	0	0	\$0	\$0	\$0	\$0	
IEUA Locally Implemented Residential Programs									
Landscape Tune-Up Program	0	0	0	0	\$0	\$0	\$0	\$0	0.0
Residential Landscape Retrofit Program (0 WBIC/ 0 Nozzles)	0	0	0	0	\$0	\$0	\$0	\$0	0.0
Res. Education, Survey, and Controller Upgrade Program (0 WBIC)	0	0	0	0	\$0	\$0	\$0	\$0	0.0
Residential Pressure Regulation Program	0	0	0	0	\$0	\$0	\$0	\$0	0.0
Leak Detection Pilot Program	0	0	0	0	\$0	\$0	\$0	\$0	0.0
Subtotal	0	0	0	0	\$0	\$0	\$0	\$0	
SoCal Water\$mart Commercial Rebates									
High Efficiency Toilets (HET)	0	0	0	0	\$0	\$0	\$0	\$0	0.0
Waterless Urinals	0	0	0	0	\$0	\$0	\$0	\$0	0.0
Cooling Tower Controller	0	0	0	0	\$0	\$0	\$0	\$0	0.0
Weather Based Irrigation Controllers for Large Landscapes (0 Stations)	0	0	0	0	\$0	\$0	\$0	\$0	0.0
Rotating Nozzles for Pop-up Spray Heads (0 App/ 0 Nozzles)	0	0	0	0	\$0	\$0	\$0	\$0	0.0
Large Rotary Nozzles	0	0	0	0	\$0	\$0	\$0	\$0	0.0
Central Computerized Irrigation Controller (0 Stations)	0	0	0	0	\$0	\$0	\$0	\$0	0.0
Laminar Flow Restrictor	0	0	0	0	\$0	\$0	\$0	\$0	0.0
Air-Cooled Ice Machine	0	0	0	0	\$0	\$0	\$0	\$0	0.0
Turf Replacement (0 Apps)	0	0	0	0	\$0	\$0	\$0	\$0	0.0
Soil Moisture Sensor Systems (0 Stations)	0	0	0	0	\$0	\$0	\$0	\$0	0.0
Plumbing Flow Control	0	0	0	0	\$0	\$0	\$0	\$0	0.0
Subtotal	0	0	0	0	\$0	\$0	\$0	\$0	
Additional Water Use Efficiency Programming									
CBWCD Landscape Evaluation Audit Program	0	0	0	0	\$0	\$0	\$0	\$0	0.0
Customer Agency Implemented Program	0	0	0	0	\$0	\$0	\$0	\$0	0.0
Subtotal	0	0	0	0	\$0	\$0	\$0	\$0	
FINAL TOTAL	0	0	0	0	\$0	\$0	\$0	\$0	

⁽¹⁾ Payback period = $\frac{\text{Total direct program costs}}{\text{AF saved/year} \times \text{MWD Tier II rate/AF}}$

West Valley Water District IEUA Regional Conservation Programs Annual Report

Program	District Devices/ Rebates	Gallons Saved (year)	AF Saved (year)	AF Saved Lifetime	Funding Sources (dollars)				IEUA Payback Period (years) ⁽¹⁾
					Outside Funding	IEUA	MWD	Total	
FY 2020-2021									
SoCal WaterSmart Residential Rebates									
High Efficiency Toilets (HET)	0	0	0	0	\$0	\$0	\$0	\$0	0.0
High Efficiency Clothes Washers (HECW)	0	0	0	0	\$0	\$0	\$0	\$0	0.0
Rotating Nozzles for Pop-up Spray Heads (0 Apps/ 0 Nozzles)	0	0	0	0	\$0	\$0	\$0	\$0	0.0
Weather based Irrigation Controllers (WBIC)	0	0	0	0	\$0	\$0	\$0	\$0	0.0
Hose Bib Controller	0	0	0	0	\$0	\$0	\$0	\$0	0.0
Turf Replacement (0 Apps)	0	0	0	0	\$0	\$0	\$0	\$0	0.0
Rain Barrels	0	0	0	0	\$0	\$0	\$0	\$0	0.0
Cisterns	0	0	0	0	\$0	\$0	\$0	\$0	0.0
Soil Moisture Sensor Systems	0	0	0	0	\$0	\$0	\$0	\$0	0.0
IEUA Locally Implemented Residential Programs									
Landscape Tune-Up Program	0	0	0	0	\$0	\$0	\$0	\$0	0.0
Residential Landscape Retrofit Program (0 WBIC/ 0 Nozzles)	0	0	0	0	\$0	\$0	\$0	\$0	0.0
Res. Education, Survey, and Controller Upgrade Program (0 WBIC)	0	0	0	0	\$0	\$0	\$0	\$0	0.0
Residential Pressure Regulation Program	0	0	0	0	\$0	\$0	\$0	\$0	0.0
Leak Detection Pilot Program	0	0	0	0	\$0	\$0	\$0	\$0	0.0
Subtotal	0	0	0	0	0	0	0	0	
SoCal WaterSmart Commercial Rebates									
High Efficiency Toilets (HET)	0	0	0	0	\$0	\$0	\$0	\$0	0.0
Waterless Urinals	0	0	0	0	\$0	\$0	\$0	\$0	0.0
Cooling Tower Controller	0	0	0	0	\$0	\$0	\$0	\$0	0.0
Weather Based Irrigation Controllers (WBIC)	0	0	0	0	\$0	\$0	\$0	\$0	0.0
Rotating Nozzles for Pop-up Spray Heads (0 App/ 0 Nozzles)	0	0	0	0	\$0	\$0	\$0	\$0	0.0
Large Rotary Nozzles	0	0	0	0	\$0	\$0	\$0	\$0	0.0
Central Computerized Irrigation Controller	0	0	0	0	\$0	\$0	\$0	\$0	0.0
Laminar Flow Restrictor	0	0	0	0	\$0	\$0	\$0	\$0	0.0
Air-Cooled Ice Machine	0	0	0	0	\$0	\$0	\$0	\$0	0.0
Turf Replacement (0 Apps)	0	0	0	0	\$0	\$0	\$0	\$0	0.0
Soil Moisture Sensor Systems	0	0	0	0	\$0	\$0	\$0	\$0	0.0
Plumbing Flow Control	0	0	0	0	\$0	\$0	\$0	\$0	0.0
Subtotal	0	0	0	0	\$0	\$0	\$0	\$0	
TOTAL	0	0	0	0	\$0	\$0	\$0	\$0	

⁽¹⁾ Payback period = $\frac{\text{Total direct program costs}}{\text{AF saved/year} \times \text{MWD Tier II rate/AF}}$



6075 Kimball Ave, Chino CA 91708
909-993-1600 | www.ieua.org

