



**AGENDA
MEETING OF THE
INLAND EMPIRE UTILITIES AGENCY*
BOARD OF DIRECTORS**

**WEDNESDAY, AUGUST 16, 2023
10:00 A.M.**

**AGENCY HEADQUARTERS
BOARD ROOM
6075 KIMBALL AVENUE, BUILDING A
CHINO, CALIFORNIA 91708
VIEW THE MEETING LIVE ONLINE AT IEUA.ORG
TELEPHONE ACCESS: (415) 856-9169 / Conf Code: 373 012 992#**

The public may participate and provide public comment during the meeting by attending the meeting in-person or by dialing the number provided above. Comments may also be submitted by email to the Board Secretary/Office Manager Denise Garzaro at dgarzaro@ieua.org prior to the completion of the Public Comment section of the meeting. Comments will be distributed to the Board of Directors.

CALL TO ORDER OF THE INLAND EMPIRE UTILITIES AGENCY BOARD OF DIRECTORS MEETING

FLAG SALUTE

PUBLIC COMMENT

Members of the public may address the Board on any item that is within the jurisdiction of the Board; however, no action may be taken on any item not appearing on the agenda unless the action is otherwise authorized by Subdivision (b) of Section 54954.2 of the Government Code. Those persons wishing to address the Board on any matter, whether or not it appears on the agenda, are requested to email the Board Secretary/Office Manager prior to the public comment section or request to address the Board during the public comments section of the meeting. Comments will be limited to three minutes per speaker.

ADDITIONS TO THE AGENDA

In accordance with Section 54954.2 of the Government Code (Brown Act), additions to the agenda require two-thirds vote of the legislative body, or, if less than two-thirds of the members are present, a unanimous vote of those members present, that there is a need to take immediate action and that the need for action came to the attention of the local agency subsequent to the agenda being posted.

NEW, PROMOTED AND RECLASSIFIED EMPLOYEE INTRODUCTIONS

*A Municipal Water District

1. CONSENT ITEMS

NOTICE: All matters listed under the Consent Calendar are considered to be routine and non-controversial and will be acted upon by the Board by one motion in the form listed below. There will be no separate discussion on these items prior to the time the Board votes unless any Board members, staff or the public requests specific items be discussed and/or removed from the Consent Calendar for separate action.

A. MINUTES

Approve minutes of the July 19, 2023 Board Meeting.

B. REPORT ON GENERAL DISBURSEMENTS

Staff recommends that the Board approve the total disbursements for the month of June 2023, in the amount of \$33,029,011.66.

2. ACTION ITEMS

A. 1299 RESERVOIR PAINT/COATING REPAIRS AND UPGRADES CONSTRUCTION CONTRACT AWARD

Staff recommends that the Board:

1. Award a construction contract for the 1299 Reservoir Paint/Coating Repairs and Upgrades, Project No. EN23121, to J. Colon Coatings, Inc., in the amount of \$1,256,900; and
2. Authorize the General Manager to execute the construction contract, subject to non-substantive changes.

B. AGREEMENT FOR THE PROVISION OF SEWER SERVICE TO SPEEDWAY SBC DEVELOPMENT, LLC

Staff recommends that the Board:

1. Approve the Agreement for the Provision of Sewer Service between Speedway SBC Development, LLC, City of Fontana, San Bernardino County, and IEUA; and
2. Authorize the General Manager to execute the service contract, subject to non-substantive changes.

C. ASSOCIATION OF CALIFORNIA WATER AGENCIES REGION 9 BOARD ELECTION FOR 2024/25 TERM

Staff recommends that the Board determine the Agency's vote for the Association of California Water Agencies Region 9 Board election for the 2024/25 term by:

1. Casting a vote for the slate of candidates recommended by the Region 9 Nominating Committee; or
2. Voting for individual Region 9 Board members.

D. ASSOCIATION OF CALIFORNIA WATER AGENCIES BOARD OFFICERS' ELECTION FOR 2024/25 TERM

Staff recommends that the Board determine the Agency's vote for the Association of California Water Agencies Board election for the 2024/25 term by selecting a candidate for President and Vice President.

3. INFORMATION ITEMS

A. LABORATORY SEMI-ANNUAL UPDATE (POWERPOINT)

B. PFM ASSET MANAGEMENT - INVESTMENT PERFORMANCE REVIEW FOR THE QUARTER ENDED JUNE 30, 2023 (WRITTEN)

C. RP-5 EXPANSION PROJECT UPDATE – AUGUST 2023 (POWERPOINT)

RECEIVE AND FILE INFORMATION ITEMS

D. FEDERAL LEGISLATIVE REPORT FROM CARPI AND CLAY (WRITTEN)

E. STATE LEGISLATIVE REPORT FROM WEST COAST ADVISORS (WRITTEN)

F. PUBLIC OUTREACH AND COMMUNICATION (WRITTEN)

G. TREASURER'S REPORT OF FINANCIAL AFFAIRS FOR THE MONTH ENDED JUNE 2023 (WRITTEN/ POWERPOINT)

4. AGENCY REPRESENTATIVES' REPORTS

A. SANTA ANA WATERSHED PROJECT AUTHORITY REPORT

The next SAWPA Commission meeting is scheduled for September 5, 2023.

B. METROPOLITAN WATER DISTRICT OF SOUTHERN CALIFORNIA REPORT (WRITTEN)

August 15, 2023 MWD Board meeting.

C. REGIONAL SEWERAGE PROGRAM POLICY COMMITTEE REPORT

The next Regional Sewerage Program Policy Committee meeting is scheduled for September 7, 2023.

D. CHINO BASIN WATERMASTER REPORT

The next Chino Basin Watermaster Board meeting is scheduled for August 24, 2023.

E. CHINO BASIN DESALTER AUTHORITY REPORT (WRITTEN)

August 3, 2023 CDA Board meeting.

F. INLAND EMPIRE REGIONAL COMPOSTING AUTHORITY REPORT (WRITTEN)

August 7, 2023 IERCA Board meeting.

5. GENERAL MANAGER'S REPORT (WRITTEN)

6. BOARD OF DIRECTORS' REQUESTED FUTURE AGENDA ITEMS

7. DIRECTORS' COMMENTS

A. CONFERENCE REPORTS

This is the time and place for the Members of the Board to report on prescheduled Committee/District Representative Assignment meetings, which were held since the last regular Board meeting, and/or any other items of interest.

8. CLOSED SESSION

**A. PURSUANT TO GOVERNMENT CODE SECTION 54956.9(a) –
CONFERENCE WITH LEGAL COUNSEL – EXISTING LITIGATION**

1. Manuel Moreno v. Inland Empire Utilities Agency, et al., Case No. CIVSB2314111
2. Cari McCormick v CALPERS, et al, State of California, Civil Rights Department, CRD No. 202306-20925508

**B. PURSUANT TO GOVERNMENT CODE SECTION 54956.9(d)(2)(e)1
CONFERENCE WITH LEGAL COUNSEL - ANTICIPATED LITIGATION**

One Case

ADJOURN

Declaration of Posting

I, Denise Garzaro, CMC, Board Secretary/Office Manager of the Inland Empire Utilities Agency*, a Municipal Water District, hereby certify that, per Government Code Section 54954.2, a copy of this agenda has been posted at the Agency's main office, 6075 Kimball Avenue, Building A, Chino, CA and on the Agency's website at www.ieua.org at least seventy-two (72) hours prior to the meeting date and time above.

In compliance with the Americans with Disabilities Act, if you need special assistance to participate in this meeting, please contact the Board Secretary at (909) 993-1736 or dgarzaro@ieua.org, 48 hours prior to the scheduled meeting so that IEUA can make reasonable arrangements to ensure accessibility.

**CONSENT
CALENDAR
ITEM**

1A



**MINUTES
MEETING OF THE
INLAND EMPIRE UTILITIES AGENCY
BOARD OF DIRECTORS**

**WEDNESDAY, JULY 19, 2023
10:00 A.M.**

DIRECTORS PRESENT:

Marco Tule, President
Steven J. Elie, Vice President
Jasmin A. Hall, Secretary/Treasurer
Michael Camacho, Director
Paul Hofer, Director

STAFF PRESENT:

Shivaji Deshmukh, P.E., General Manager
Christiana Daisy, P.E., Deputy General Manager
Kristine Day, Assistant General Manager
Adham Almasri, Principal Engineer
Andrew Alonzo, Human Resources Officer
Tony Arellano, Safety Officer
Kimberly Alvarez, Pretreatment and Source Control Inspector I
Jerry Burke, Director of Engineering
Andy Campbell, Acting Deputy Manager of Maintenance
Lucia Diaz, Manager of Facilities & Water System Programs
Lisa Dye, Director of Human Resources
Cory Elmore, Manager of Human Resources
Denise Garzaro, Board Secretary/Office Manager
Brandon Gonzalez Contreras, Technology Specialist I
Warren Green, Manager of Contracts & Procurement
Don Hamlett, Director of Information Technology
Michael Hurley, Director of Planning & Resources
Elizabeth Hurst, Chino Basin Program Manager
Linda Johnson, Records Management Supervisor
Nolan King, Manager of Information Technology
Michael Larios, Technology Specialist I
Scott Lening, Manager of Operations
Randy Lee, Acting Director of Finance
Alex Lopez, Acting Treasurer
Ryan Love, Deputy Manager of Operations
Bonnie Marseilles, Administrative Assistant II
Jason Marseilles, P.E, Manager of Engineering
Alyson Piguee, Director of External & Government Affairs
Kristian Saenz, Engineering Consultant
Vicky Salazar, Senior Associate Engineer
Nicole Slavin, External Affairs Specialist II

Steve Smith, Acting Groundwater Recharge Supervisor
Travis Sprague, Manager of Asset Management
Isabel Stevens, Records Specialist
Kenneth Tam, Manager of Environmental Services
Wilson To, Technology Specialist II
Teresa Velarde, Manager of Internal Audit
Rodney Williams, Administrative Assistant II
Ashley Womack, Grants & Government Affairs Officer
Jeff Ziegenbein, Acting Director of Operations & Maintenance

STAFF PRESENT via Video/Teleconference:

Josh Biesiada, Senior Project Manager
Robert Delgado, Manager of Maintenance
Carolyn Echavarria, Administrative Assistant II
Jennifer Hy-Luk, Executive Assistant
Linda Johnson, Records Management Supervisor
Monica Nelson, Administrative Assistant II
Sushmitha Reddy, Manager of Laboratories
Frank Sotomayor, Facilities Program Supervisor
Megan Trott, Senior Associate Engineer

OTHERS PRESENT:

Illary Archilla, Hispanic Coalition of Small Businesses (HCSB)
Jean Cihigoyenette, JC Law Firm
Marty Cihigoyenette, JC Law Firm
Veronica Diaz, HCSB
Michael Herrera, HCSB
Ron Moynier, Parsons Corporation
Rich Nagel, Jacobs Engineering
Chris Robles, Fair Ontario

OTHERS PRESENT via Video/Teleconference:

Doug Brown, Stradling Law Firm
Darren Hodge, Stradling Law Firm

A meeting of the Board of Directors of the Inland Empire Utilities Agency* was held at the office of the Agency, 6075 Kimball Avenue, Building A, Chino, California and via video/teleconference on the above date.

President Tule called the meeting to order at 10:00 a.m.

PUBLIC COMMENT

Chris Robles, Fair Ontario thanked IEUA staff for meeting with him and providing an overview of IEUA.

ADDITIONS TO THE AGENDA

There were no changes/additions/deletions to the agenda.

NEW, PROMOTED AND RECLASSIFIED EMPLOYEE INTRODUCTIONS

The following staff member from the Board Services Unit was introduced:

- Isabel Stevens, Records Specialist, hired June 26, 2023, Records Management

The following staff member from the External Affairs Department was introduced:

- Nicole Slavin, External Affairs Specialist II, reclassified July 9, 2023, External Affairs

The following staff member from the Human Resources Department was introduced:

- Cory Elmore, Manager of Human Resources, hired July 10, 2023, Human Resources

The following staff member from the Information Technology Department was introduced:

- Michael Larios, Technology Specialist I, hired July 9, 2023, Business Systems

The following staff member from the Environmental Services Unit was introduced:

- Kimberly Alvarez, Pretreatment and Source Control Inspector I, hired July 10, 2023, Source Control

The following staff member from the Operations and Maintenance Department was introduced:

- Rodney Williams, Administrative Assistant II, hired June 26, 2023, Facilities and Water System Programs

The Board of Directors welcomed Ms. Stevens, Mr. Elmore, Mr. Larios, Ms. Alvarez, and Mr. Williams to the IEUA team. The Board of Directors congratulated Ms. Slavin on her reclassification.

PRESENTATION

RECOGNITION FOR PARTICIPATION AT THE SPHERES OF SUSTAINABILITY SUMMIT – Hispanic Coalition of Small Businesses

Michael Herrera, Veronica Diaz, and Illary Archilla, representing the Hispanic Coalition of Small Businesses (HCSB) Board of Directors, presented a certificate of recognition to acknowledge IEUA's support for the Spheres of Sustainability Summit.

1. CONSENT ITEMS

A. MINUTES

B. REPORT ON GENERAL DISBURSEMENTS *(Finance & Admin)*

C. ADOPTION OF RESOLUTION NO. 2023-7-2, APPROVING THE DESIGNATION OF APPLICANT'S AGENT RESOLUTION FOR NON-STATE AGENCIES

D. FISCAL YEAR 2023/24 ANNUAL AUDIT PLAN *(Audit)*

E. ADOPT POSITION OF SUPPORT ON THE SUPPORT TO REHYDRATE THE ENVIRONMENT, AGRICULTURE AND MUNICIPALITIES ACT *(Community & Leg)*

F. SODIUM HYPOCHLORITE AND FERRIC CHLORIDE CHEMICAL CONTRACT AWARDS *(Eng/Ops/WR)*

G. PURCHASE OF AGENCY-WIDE INSURANCE FOR FISCAL YEAR 2023/24
(Finance & Admin)

H. PRE-APPROVAL FOR HEAVY FLEET EQUIPMENT PURCHASES *(Eng/Ops/WR)*
(Finance & Admin)

MOVED BY DIRECTOR CAMACHO, SECONDED
BY DIRECTOR HOFFER, AGENDA ITEM NOS. 1A,
THROUGH 1H, APPROVED AS RECOMMENDED
BELOW, BY THE FOLLOWING VOTE:

Ayes: Camacho, Elie, Hall, Hoffer, Tule

Noes: None

Absent: None

- Approved the minutes of the May 3, and June 21, 2023 Board Meetings.
- Approved the total disbursements for the month of May 2023, in the amount of \$21,475,484.18.
- Adopted Resolution No. 2023-7-2 authorizing the General Manager or designee to execute the FEMA assistance agreement and to submit all required documents to the California Office of Emergency Services.
- Approved the FY 2023/24 Annual Audit Plan; and directed the Manager of Internal Audit to implement the FY 2023/24 Annual Audit Plan.
- Adopted a position of support on the Support to Rehydrate the Environment, Agriculture and Municipalities Act (STREAM Act).
- Approved the award to provide the supply of sodium hypochlorite chemicals, Contract No. 4600003367 to JCI Jones Chemicals Incorporated, for a one-year contract, with four one-year renewal options, for a potential total contract term of five years for a not-to-exceed amount of \$17,000,000; approved the award to provide the supply of ferric chloride chemicals, Contract No. 4600003373, to California Water Technologies, LLC for a one-year contract, with four one-year renewal options, for a potential total contract term of five years for a not-to-exceed amount of \$9,100,00; and authorized the General Manager to execute the contracts subject to non-substantive changes.
- Ratified the purchase of Agency-wide insurance policies providing coverage through Fiscal Year 2023/24 as follows: Excess General Liability insurance in the amount of \$933,009; Property, Boiler & Machinery insurance in the amount of \$1,050,000; and Excess Workers' Compensation insurance in the amount of \$115,818.
- Authorized the General Manager to execute the procurement of "off-the-lot" vehicles up to \$1,000,000.

2. **ACTION ITEMS**

A. **CONSULTING PROGRAM MANAGEMENT AND OWNER ENGINEERING SERVICES CONTRACT AWARD**

Principal Engineer Adham Almasri provided the presentation.

MOVED BY DIRECTOR ELIE, SECONDED BY DIRECTOR CAMACHO, THE BOARD AWARDED A MASTER SERVICES CONTRACT FOR CONSULTING PROGRAM MANAGEMENT AND OWNER ENGINEERING SERVICES TO JACOBS ENGINEERING TEAM INC., IN THE AMOUNT OF \$9,113,805; AND AUTHORIZED THE GENERAL MANAGER TO EXECUTE THE CONTRACT, SUBJECT TO NON-SUBSTANTIVE CHANGES, BY THE FOLLOWING VOTE:

Ayes: Camacho, Elie, Hall, Hofer, Tule

Noes: None

Absent: None

B. **ADOPTION OF RESOLUTION NO. 2023-7-1, AUTHORIZING THE EXECUTION AND DELIVERY OF A WATER INFRASTRUCTURE FINANCE AND INNOVATION ACT LOAN AMENDMENT**

Staff waived the presentation as a similar item was previously presented.

MOVED BY DIRECTOR ELIE, SECONDED BY DIRECTOR CAMACHO. THE BOARD ADOPTED RESOLUTION NO. 2023-7-1, AUTHORIZING THE EXECUTION AND DELIVERY OF A WATER INFRASTRUCTURE FINANCE AND INNOVATION ACT LOAN AMENDMENT, BY THE FOLLOWING VOTE:

Ayes: Camacho, Elie, Hall, Hofer, Tule

Noes: None

Absent: None

3. **RECEIVE AND FILE INFORMATION ITEMS**

The following items were received and filed by the Board:

A. **LAND LEASE AND DEVELOPMENT – RP-5 SOLIDS HANDLING FACILITY SITE REQUEST FOR PROPOSALS UPDATE (POWERPOINT) (Eng/Ops/WR)**

- B. GROUNDWATER RECHARGE UPDATE (POWERPOINT) *(Eng/Ops/WR)*
- C. PLANNING AND RESOURCES DEPARTMENT UPDATE (POWERPOINT) *(Eng/Ops/WR)*
- D. FEDERAL LEGISLATIVE REPORT FROM CARPI AND CLAY (WRITTEN) *(Community & Leg)*
- E. STATE LEGISLATIVE REPORT & MATRIX FROM WEST COAST ADVISORS (WRITTEN) *(Community & Leg)*
- F. PUBLIC OUTREACH AND COMMUNICATION (WRITTEN) *(Community & Leg)*
- G. RP-5 EXPANSION PROJECT UPDATE – JULY 2023 (POWERPOINT) *(Eng/Ops/WR)*
- H. OPERATIONS AND MAINTENANCE DEPARTMENT QUARTERLY UPDATE (POWERPOINT) *(Eng/Ops/WR)*
- I. HUMAN RESOURCES UPDATES (POWERPOINT) *(Finance & Admin)*
- J. TREASURER’S REPORT OF FINANCIAL AFFAIRS FOR THE MONTH ENDED MAY 2023 (WRITTEN/POWERPOINT) *(Finance & Admin)*
- K. FISCAL YEAR 2022/23 FINANCIAL AUDIT ENGAGEMENT COMMUNICATIONS (WRITTEN/POWERPOINT) *(Audit)*
- L. LARGE AND HEAVY-DUTY EQUIPMENT AND VEHICLE AUDIT (WRITTEN/POWERPOINT) *(Audit)*
- M. FOLLOW-UP REVIEW OF RECOMMENDATIONS RELATED TO AGENCY POLICIES AND ETHICS POINT, BOARD RESOLUTIONS, AND ADMINISTRATIVE HANDBOOK (WRITTEN/POWERPOINT) *(Audit)*
- N. PROGRESS UPDATE FOR ALL PROCURE TO PAY AUDIT RECOMMENDATIONS – SIXTH UPDATE (WRITTEN/POWERPOINT) *(Audit)*
- O. REPORT OF OPEN AUDIT RECOMMENDATIONS AS OF JUNE 2023 (WRITTEN/POWERPOINT) *(Audit)*
- P. INTERNAL AUDIT QUARTERLY STATUS REPORT FOR JUNE 2023 (WRITTEN) *(Audit)*

4. AGENCY REPRESENTATIVES’ REPORTS

A. SANTA ANA WATERSHED PROJECT AUTHORITY (SAWPA) REPORT

Director Hall reported that at the July 18 SAWPA Commission meeting, the SAWPA Commission adopted a resolution amending SAWPA’s Conflict of Interest Code; and authorized the General Manager to submit a planning grant application to the Governor’s Office of Planning and Research for the Integrated Climate Adaptation and Resiliency Program Regional Resilience Grant Program to develop a Regional Climate Adaptation and Resilience Plan for the Santa Ana River Watershed; and designate a

representative to sign the application; and designate a representative to execute the potential funding agreement and all necessary documentation.

B. METROPOLITAN WATER DISTRICT OF SOUTHERN CALIFORNIA (MWD) REPORT

Director Camacho reported that surplus conditions on the State Water Project have filled up most of the reservoirs in the State. Lake Oroville and San Luis Reservoir are currently at 95% and 94% capacity. Diamond Valley Lake continues to be replenished and is now at 76% of capacity. All this wet weather has contributed to unusually low water sales during the first six months of the year. In June, Metropolitan delivered 97 thousand acre-feet (TAF), which is 51 TAF less than June 2022, representing the lowest June demand since 1979. For the first six months of 2023, MWD's deliveries have totaled approximately 450 TAF, which is only 60% of what MWD delivered during the same period in 2022. The long-term outlook on the Colorado River continues to be of concern, however, water levels in Lake Mead have climbed back up to 1,060 feet after a low in January of 1,045 feet. However, that is still below 2021 levels for this time of year. As such, Metropolitan is moving forward with several new supply and storage programs with a focus on securing state and federal funding to offset a portion of the costs. MWD is currently celebrating a contribution of \$80 million in State funds for the Pure Water Southern California project.

C. REGIONAL SEWERAGE PROGRAM POLICY COMMITTEE REPORT

There was nothing to report.

D. CHINO BASIN WATERMASTER (CBWM) REPORT

Vice President Elie reported that at the June 22 CBWM Board meeting, the Board approved an application to recharge from the Chino Basin Water Conservation District; and amended the General Manager's contract and added a retention bonus.

E. CHINO BASIN DESALTER AUTHORITY REPORT

Vice President Elie reported that at the July 6 CDA Board meeting, the Board awarded and approved several contracts and agreements.

F. INLAND EMPIRE REGIONAL COMPOSTING AUTHORITY REPORT

There was nothing to report.

5. GENERAL MANAGER'S REPORT

General Manager Shivaji Deshmukh stated that staff from IEUA, Jurupa Community Service District, and Cucamonga Valley Water District recently participated in training activities at RP-1.

General Manager Deshmukh also reported that San Bernardino Municipal Water District invited the Operations & Maintenance (O&M) Training Coordinator to meet to learn more about the O&M training program and to provide guidance on modeling their own program after IEUA.

General Manager Deshmukh added that the San Ana Regional Water Quality Board would be hosting their July Board meeting at IEUA Headquarters on July 28. The meeting will begin with a tour of the RP-5 Expansion project.

6. BOARD OF DIRECTORS' REQUESTED FUTURE AGENDA ITEMS

There were no requested future agenda items.

7. DIRECTORS' COMMENTS AND CONFERENCE REPORTS

Director Camacho reported that he attended the Groundwater Resources Association Law & Legislation Forum on June 21; the CMAA 30th Annual Awards Gala on June 22; the MWD Directors Desert Housing Trip on June 28; and the MWD Apprenticeship Completion Ceremony on July 12.

Vice President Elie reported that he attended the City of Chino Hills Independence Celebration on July 3; and Assemblymember Freddie Rodriguez's Summer BBQ on July 8.

Director Hall stated that she attended the IEUA General Unit Summer Luncheon on June 22; the ACWA Region 10 Program & Pure Water Oceanside Tour on June 29; the WRCOG General Assembly and Leadership Conference on June 29; and the ASBCSD General Membership Meeting on July 17.

President Tule stated that he attended the Groundwater Resources Association Law & Legislation Forum on June 21.

8. CLOSED SESSION

The Board recessed to Closed Session at 11:02 a.m.

A. PURSUANT TO GOVERNMENT CODE SECTION 54956.9(a) – CONFERENCE WITH LEGAL COUNSEL – EXISTING LITIGATION

1. City of Ontario v. Inland Empire Utilities Agency, Case No. CIVSB2211925
2. Manuel Moreno v. Inland Empire Utilities Agency, et al., Case No. CIVSB2314111

B. PURSUANT TO GOVERNMENT CODE SECTION 54956.9(d)(2)(e)1 CONFERENCE WITH LEGAL COUNSEL - ANTICIPATED LITIGATION

One Case

The meeting resumed at 12:19 p.m. General Counsel Cihigoyenetché stated that the Board discussed Items 8A and 8B with no reportable action.

ADJOURNMENT

President Tule adjourned the meeting at 12:20 p.m.

Jasmin A. Hall, Secretary/Treasurer

APPROVED: AUGUST 16, 2023

**CONSENT
CALENDAR
ITEM**

1B

Date: August 16, 2023

To: The Honorable Board of Directors

SD
From: Shivaji Deshmukh, General Manager

Committee:

Staff Contact: Kristine Day, Assistant General Manager

Subject: Report on General Disbursements

Executive Summary:

Total disbursements for the month of June 2023 were \$33,029,011.66. Disbursement activity included check payments of \$1,990,648.03 to vendors and \$1,807.63 for worker's compensation related costs. Electronic payments included the Automated Clearing House (ACH) of \$22,062,090.22 and wire transfers (excluding payroll) of \$6,200,741.57. The total payroll was \$2,763,823.11 for employees and \$9,901.10 for the Board of Directors.

Staff's Recommendation:

Approve the total disbursements for the month of June 2023 in the amount of \$33,029,011.66.

Budget Impact *Budgeted (Y/N):* N *Amendment (Y/N):* N *Amount for Requested Approval:*

Account/Project Name:

Fiscal Impact (explain if not budgeted):

Prior Board Action:

On July 19, 2023 the Board of Directors approved the May 2023 Report on General Disbursements totaling \$21,475,484.18.

Environmental Determination:

Not Applicable

Business Goal:

The report on general disbursements is consistent with the Agency's Business Goal of Fiscal Responsibility in providing financial reporting that accounts for general disbursements associated with operating requirements.

Attachments:

Attachment 1 - Background

Attachment 2 - Details of General Disbursements

Attachment 3 - PowerPoint

Background

Subject: Report on General Disbursements

Table 1 summarizes the disbursements detailed in each of the six attachments affixed to this letter. Table 2 lists the disbursements in excess of an aggregated \$500,000 per vendor and is presented in largest to smallest dollar value.

Table 1: Disbursement Details

Attachment	Payment Type	Amount
2A	Vendor Checks	\$ 1,990,648.03
2B	Workers' Comp Checks	\$ 1,807.63
2C	Vendor ACHs	\$ 22,062,090.22
2D	Vendor Wires (excludes Payroll)	\$ 6,200,741.57
2E	Payroll-Net Pay-Directors	\$ 9,901.10
2F	Payroll-Net Pay-Employees	\$ 2,763,823.11
Total Disbursements		\$33,029,011.66

Table 2: Disbursements in Excess of \$500,000 per Vendor

Vendor	Amount	Description
WM LYLES COMPANY	\$ 8,885,220.92	Professional Svc's for EN18006 RP-1 Flare Improvements; EN19001- RP-5 Expansion to 30 mgd; EN19006- RP-5 Biosolids Facility.
METROPOLITAN WATER DISTRICT	\$ 4,449,173.39	April 2023 Water Purchases
FRESNO FIRST BANK	\$ 1,654,641.66	Escrow Retention Deposits - EN18006 RP-1 Flare Improvements; EN19001- RP-5 Expansion to 30 mgd; EN19006- RP-5 Biosolids Facility.
MNR CONSTRUCTION INC	\$ 1,294,919.69	Professional Svc's for RW15003.06- Wineville / Jurupa/Force Main Improvements
SO CALIF EDISON	\$ 820,076.58	04/14/23 – 06/20/23 Electricity
GARNEY PACIFIC INC	\$ 800,898.44	Professional Svc's for EN17006 CCWRF Asset Management and Improvements;
INTERNAL REVENUE SERVICE	\$ 797,492.53	P/R 11, 12, 112; Dir 06 Taxes

Vendor	Amount	Description
PERS	\$ 783,160.66	06/23 Health Ins; P/R 11, 12, 13
CAROLLO ENGINEERS	\$ 673,895.63	Professional Svc's for EN11039- RP-1 Disinfection Pump Improvements; EN19051 RW Hydraulic Monitoring; EN20057 RP-4 Process Improvements Phase II; EN22044 RP-1 Thickening Building & Acid Phase Digester; RW15003 Recharge Master Plan Update Projects; NRW System Cost of Service Study.
ARCADIS US INC	\$ 539,651.32	Professional Svc's for EN19001- RP-5 Expansion to 30 mgd; EN19006- RP-5 Biosolids Facility; EN22022 RP-2 Air Compressor Upgrades; EN22032 RP-1 / TP-1 Stormwater Drainage Upgrades; EN23088 Regional Operations On-Call Small Projects
ROYAL INDUSTRIAL SOLUTIONS	\$ 535,312.04	RP-1 SCADA Migration, Relay Module, Touch Panels, Cooling Fans.

Attachment 2A

Vendor Checks

Inland Empire Util. Agency
Chino, CA
Company code 1000

Check Register
CBB Disbursement Account June'23

07/05/2023 / 18:14:47
User: CCAMPBRL
Page: 1

Bank	CBB	CITIZENS BUSINESS BANK				ONTARIO CA 917610000
Bank Key	122234149					
Acct number	CHECK	231167641				
Check						
Check number from to	Payment	Pmnt date	Crcy	Amount paid (FC)	Recipient/void reason code	Enca./void
236382	2200130422	06/01/2023	USD	188.02	AMERICAN HERITAGE LIFE INSURANCE DALLAS TX	06/12/2023
236383	2200130409	06/01/2023	USD	1,305.00	BURKE WILLIAMS & SORESENSEN LLP LOS ANGELES CA	06/07/2023
236384	2200130413	06/01/2023	USD	3,930.84	CINTAS CORPORATION- LOC#150 PHOENIX AZ	06/07/2023
236385	2200130420	06/01/2023	USD	1,075.35	CITY OF CHINO CHINO CA	06/07/2023
236386	2200130411	06/01/2023	USD	1,312.50	CUCAMONGA VALLEY WATER DISTRICT RANCHO CUCAMONGA CA	06/13/2023
236387	2200130424	06/01/2023	USD	255.00	FRANCHISE TAX BOARD SACRAMENTO CA	06/28/2023
236388	2200130421	06/01/2023	USD	1,441.73	FRONTIER COMMUNICATIONS CORP CINCINNATI OH	06/12/2023
236389	2200130419	06/01/2023	USD	150.00	HARKEY COMPLIANCE SAN BERNARDINO CA	06/09/2023
236390	2200130414	06/01/2023	USD	1,500.00	QUADIENT FINANCE USA INC CAROL STREAM IL	06/09/2023
236391	2200130415	06/01/2023	USD	798.90	QUADIENT LEASING USA INC MILFORD CT	06/09/2023
236392	2200130423	06/01/2023	USD	342.04	SHERIFF'S COURT SERVICES SAN BERNARDINO CA	
236393	2200130416	06/01/2023	USD	220,770.50	TONY PAINTING GARDEN GROVE CA	06/06/2023
236394	2200130418	06/01/2023	USD	2,340.00	TOTAL COMPENSATION SYSTEMS WESTLAKE VILLAGE CA	06/06/2023
236395	2200130412	06/01/2023	USD	1,817.96	WM CORPORATE SERVICES INC LOS ANGELES CA	06/08/2023
236396	2200130410	06/01/2023	USD	19,920.61	WOODRUFF & SMART, APC COSTA MESA CA	06/06/2023
236397	2200130417	06/01/2023	USD	4,124.00	ZARETSKY ENGINEERING SOLUTIONS FOUNTAIN VALLEY CA	06/06/2023
236398	2200130529	06/06/2023	USD	1,916.30	BURRTEC WASTE INDUSTRIES INC FONTANA CA	06/12/2023
236399	2200130525	06/06/2023	USD	10,206.05	CHARLES KING COMPANY INC SIGNAL HILL CA	06/15/2023
236400	2200130527	06/06/2023	USD	321.83	CUCAMONGA VALLEY WATER DISTRICT LOS ANGELES CA	06/09/2023
236401	2200130528	06/06/2023	USD	411.30	FONTANA WATER COMPANY FONTANA CA	06/13/2023
236402	2200130530	06/06/2023	USD	666.35	FRONTIER COMMUNICATIONS CORP CINCINNATI OH	06/14/2023
236403	2200130526	06/06/2023	USD	7,500.00	LAS VIRGENES MUNICIPAL WATER DOLABASAS CA	06/14/2023
236404	2200130523	06/06/2023	USD	3,519.46	WM CORPORATE SERVICES INC LOS ANGELES CA	06/12/2023
236405	2200130524	06/06/2023	USD	167.98	WORLDWIDE EXPRESS PASADENA CA	06/09/2023
236406	2200130587	06/08/2023	USD	8,950.22	APPLIED INDUSTRIAL TECHNOLOGIES PASADENA CA	06/12/2023
236407	2200130592	06/08/2023	USD	2,602.17	CINTAS CORPORATION- LOC#150 PHOENIX AZ	06/15/2023
236408	2200130590	06/08/2023	USD	2,146.65	CINTAS FIRST AID & SAFETY LOC CINCINNATI OH	06/20/2023
236409	2200130596	06/08/2023	USD	286.19	CITY OF CHINO CHINO CA	06/14/2023
236410	2200130589	06/08/2023	USD	50,000.00	CLEAN WATER SOCIAL ENCINITAS CA	
236411	2200130597	06/08/2023	USD	1,506.62	FRONTIER COMMUNICATIONS CORP CINCINNATI OH	06/20/2023
236412	2200130595	06/08/2023	USD	13,375.00	LEARN 4 LLC SUGAR LAND TX	06/22/2023
236413	2200130593	06/08/2023	USD	199.00	LITTLE SISTER'S TRUCK WASH, IN FONTANA CA	06/14/2023
236414	2200130594	06/08/2023	USD	5,922.89	SUNBELT RENTALS INC ATLANTA GA	06/14/2023
236415	2200130588	06/08/2023	USD	30.00	THREE VALLEYS MWD CLAREMONT CA	06/15/2023
236416	2200130591	06/08/2023	USD	104.18	WORLDWIDE EXPRESS PASADENA CA	06/13/2023
236417	2200130656	06/13/2023	USD	1,825.26	APPLIED INDUSTRIAL TECHNOLOGIES PASADENA CA	06/16/2023
236418	2200130657	06/13/2023	USD	350.50	CALIF DEPT OF FISH AND WILDLIFE ONTARIO CA	
236419	2200130659	06/13/2023	USD	113.13	CINTAS FIRST AID & SAFETY LOC CINCINNATI OH	06/26/2023
236420	2200130665	06/13/2023	USD	145.08	CUCAMONGA VALLEY WATER DISTRICT LOS ANGELES CA	06/16/2023
236421	2200130662	06/13/2023	USD	1,991.65	DXP ENTERPRISES INC DALLAS TX	06/20/2023
236422	2200130666	06/13/2023	USD	900.00	FRONTIER COMMUNICATIONS CORP CINCINNATI OH	06/27/2023
236423	2200130660	06/13/2023	USD	625.67	INFRA-STRUCTURE AGGREGATES INC ALTA LOMA CA	06/22/2023
236424	2200130663	06/13/2023	USD	90,128.57	SAITECH INC FREMONT CA	06/20/2023
236425	2200130661	06/13/2023	USD	2,605.56	U S BANK NA MINNEAPOLIS MN	06/22/2023

Inland Empire Util.Agency
Chino, CA
Company code 1000

Check Register
CBB Disbursement Account June'23

07/05/2023 / 18:14:47
User: CCAMPBRL
Page: 2

Bank	CBB	CITIZENS BUSINESS BANK				ONTARIO CA 917610000
Bank Key	122234149					
Acct number	CHECK	231167641				
Check						
Check number from to	Payment	Pmnt date	Crcy	Amount paid (FC)	Recipient/void reason code	Enca./void
236426	2200130664	06/13/2023	USD	1,294.18	VITAL RECORDS HOLDINGS LLC CITY OF INDUSTRY CA	06/20/2023
236428	2200130706	06/15/2023	USD	7,371.00	ANTHESIS SERVICES ONTARIO CA	06/22/2023
236429	2200130705	06/15/2023	USD	135.00	BEE REMOVERS CLAREMONT CA	06/29/2023
236430	2200130708	06/15/2023	USD	7,418.87	BURRTEC WASTE INDUSTRIES INC FONTANA CA	06/21/2023
236431	2200130699	06/15/2023	USD	975.56	CHINO HILLS FORD CHINO CA	06/22/2023
236432	2200130701	06/15/2023	USD	3,459.53	CINTAS CORPORATION- LOC#150 PHOENIX AZ	06/26/2023
236433	2200130709	06/15/2023	USD	3,173.24	FRONTIER COMMUNICATIONS CORP CINCINNATI OH	06/27/2023
236434	2200130707	06/15/2023	USD	12,120.62	ONTARIO MUNICIPAL UTILITIES COONTARIO CA	06/20/2023
236435	2200130704	06/15/2023	USD	10,304.00	QUICK AUTO TAGS RIVERSIDE CA	06/21/2023
236436	2200130702	06/15/2023	USD	2,145.56	SUNBELT RENTALS INC ATLANTA GA	06/21/2023
236437	2200130703	06/15/2023	USD	75,121.25	TONY PAINTING GARDEN GROVE CA	06/21/2023
236438	2200130700	06/15/2023	USD	75.78	WORLDWIDE EXPRESS PASADENA CA	06/20/2023
236439	2200130761	06/20/2023	USD	627.43	CINTAS CORPORATION- LOC#150 PHOENIX AZ	06/30/2023
236440	2200130767	06/20/2023	USD	255.00	FRANCHISE TAX BOARD SACRAMENTO CA	
236441	2200130764	06/20/2023	USD	10,882.74	MAINTENANCE STRATEGIES INC NORRISTOWN PA	06/27/2023
236442	2200130765	06/20/2023	USD	1,158.36	ONTARIO MUNICIPAL UTILITIES COONTARIO CA	06/26/2023
236443	2200130760	06/20/2023	USD	26,793.75	PROJECT PARTNERS INC LAGUNA HILLS CA	06/26/2023
236444	2200130763	06/20/2023	USD	4,643.04	RINCON CONSULTANTS INC VENTURA CA	06/26/2023
236445	2200130766	06/20/2023	USD	342.04	SHERIFF'S COURT SERVICES SAN BERNARDINO CA	
236446	2200130762	06/20/2023	USD	13,846.19	UTILIQUEST LLC ATLANTA GA	06/26/2023
236451	2200130825	06/22/2023	USD	68,153.67	BANNER BANK CARLSBAD CA	06/29/2023
236452	2200130822	06/22/2023	USD	4,263.71	BOOT BARN INC IRVINE CA	
236453	2200130823	06/22/2023	USD	2,982.30	CINTAS CORPORATION- LOC#150 PHOENIX AZ	
236454	2200130821	06/22/2023	USD	135.48	CINTAS FIRST AID & SAFETY LOCCINCINNATI OH	
236455	2200130828	06/22/2023	USD	18,776.68	EKI ENVIRONMENT & WATER INC DALY CITY CA	06/29/2023
236456	2200130826	06/22/2023	USD	800,898.44	GARNEY PACIFIC INC NORTH KANSAS CITY MO	
236457	2200130827	06/22/2023	USD	2,737.07	JO-KELL INC CHESAPEAKE VA	
236458	2200130829	06/22/2023	USD	3,656.50	JOJO'S GRILL A DOG REDLANDS CA	
236459	2200130819	06/22/2023	USD	13,178.44	NATIONAL PLANT SERVICES INC LONG BEACH CA	06/29/2023
236460	2200130820	06/22/2023	USD	26,362.50	PROJECT PARTNERS INC LAGUNA HILLS CA	06/29/2023
236461	2200130818	06/22/2023	USD	3,071.57	REM LOCK & KEY ONTARIO CA	
236462	2200130824	06/22/2023	USD	32,500.00	STUMP FENCE CO GLENDORA CA	07/03/2023
236463	2200130910	06/27/2023	USD	378.15	BOOT BARN INC IRVINE CA	
236464	2200130913	06/27/2023	USD	831.78	CINTAS CORPORATION- LOC#150 PHOENIX AZ	
236465	2200130915	06/27/2023	USD	345.62	DXP ENTERPRISES INC DALLAS TX	07/03/2023
236466	2200130919	06/27/2023	USD	1,859.72	FRONTIER COMMUNICATIONS CORP CINCINNATI OH	
236467	2200130912	06/27/2023	USD	8,419.52	GOURMET GOURMET CATERING INC UPLAND CA	07/03/2023
236468	2200130907	06/27/2023	USD	468.00	IDEAL GLASS TINTING RANCHO CUCAMONGA CA	07/03/2023
236469	2200130918	06/27/2023	USD	265.32	ONTARIO MUNICIPAL UTILITIES COONTARIO CA	06/30/2023
236470	2200130909	06/27/2023	USD	32,855.00	PROJECT PARTNERS INC LAGUNA HILLS CA	07/03/2023
236471	2200130916	06/27/2023	USD	6,389.13	RINCON CONSULTANTS INC VENTURA CA	07/03/2023
236472	2200130908	06/27/2023	USD	10,671.50	SAFETY CENTER INC SACRAMENTO CA	07/03/2023
236473	2200130906	06/27/2023	USD	30,802.00	SAN BERNARDINO VALLEY MWD SAN BERNARDINO CA	
236474	2200130914	06/27/2023	USD	15,924.24	SDT NORTH AMERICA COBOURG ON	

Inland Empire Util.Agency
Chino, CA
Company code 1000

Check Register
CBB Disbursement Account June'23

07/05/2023 / 18:14:47
User: CCAMPBRL
Page: 3

Bank	CBB	CITIZENS BUSINESS BANK				ONTARIO CA 917610000
Bank Key	122234149					
Acct number	CHECK	231167641				
Check						
Check number from to	Payment	Pmnt date	Crcy	Amount paid (FC)	Recipient/void reason code	Enca./void
236475	2200130917	06/27/2023	USD	4,700.00	STURDIVAN EMERGENCY MANAGMENT SURPRISE AZ	07/03/2023 07/03/2023
236476	2200130905	06/27/2023	USD	72,793.50	WOODRUFF & SMART, APC COSTA MESA CA	
236477	2200130911	06/27/2023	USD	135.50	WORLDWIDE EXPRESS PASADENA CA	
236478	2200130978	06/29/2023	USD	188.02	AMERICAN HERITAGE LIFE INSURANDALLAS TX	
236479	2200130977	06/29/2023	USD	1,112.12	CITY OF CHINO CHINO CA	
236480	2200130971	06/29/2023	USD	2,298.00	CONCENTRA MEDICAL CENTERS RANCHO CUCAMONGA CA	
236481	2200130976	06/29/2023	USD	40,862.56	CONTINUANT INC FIFE WA	
236482	2200130972	06/29/2023	USD	1,200.00	DERBY DUNN CARLSBAD CA	
236483	2200130982	06/29/2023	USD	2,822.52	FIDELITY SECURITY LIFE INSURANCINCINNATI OH	
236484	2200130981	06/29/2023	USD	200.00	FRANCHISE TAX BOARD SACRAMENTO CA	
236485	2200130980	06/29/2023	USD	620.31	PERS LONG TERM CARE PROGRAM PASADENA CA	
236486	2200130970	06/29/2023	USD	820.06	PETTY CASH EXPENDITURES CHINO CA	
236487	2200130975	06/29/2023	USD	1,471.88	RINCON CONSULTANTS INC VENTURA CA	
236488	2200130979	06/29/2023	USD	342.04	SHERIFF'S COURT SERVICES SAN BERNARDINO CA	
236489	2200130973	06/29/2023	USD	420.00	THE SHREDDERS POMONA CA	
236490	2200130974	06/29/2023	USD	98,392.50	TONY PAINTING GARDEN GROVE CA	
236491	2200130983	06/29/2023	USD	377.32	ARCHER, WILLIAM POMONA CA	
236492	2200131167	06/29/2023	USD	626.94	CAL FIRE - STATE OF CALIFORNIAWEST SACRAMENTO CA	
236493	2200131166	06/29/2023	USD	7,253.99	NEW RESOURCES GROUP INC FAIRFIELD CT	
236494	2200131165	06/29/2023	USD	14,650.00	PROJECT PARTNERS INC LAGUNA HILLS CA	
* Payment method Check			USD	1,989,146.80		

Inland Empire Util. Agency
Chino, CA
Company code 1000

Check Register
CBB Disbursement Account June'23

07/05/2023 / 18:14:47
User: CCAMPBRL
Page: 4

Bank	CBB	CITIZENS BUSINESS BANK				ONTARIO CA 917610000
Bank Key	122234149					
Acct number	CHECK	231167641				
Separate Check						
Check number from to	Payment	Pmnt date	Crcy	Amount paid (FC)	Recipient/void reason code	Enca./void
236427	2200130658	06/13/2023	USD	153.23	SOUTH COAST AQMD DIAMOND BAR CA	07/03/2023
236447	2200130756	06/20/2023	USD	281.03	SOUTH COAST AQMD DIAMOND BAR CA	
236448	2200130757	06/20/2023	USD	281.03	SOUTH COAST AQMD DIAMOND BAR CA	
236449	2200130758	06/20/2023	USD	504.91	SOUTH COAST AQMD DIAMOND BAR CA	
236450	2200130759	06/20/2023	USD	281.03	SOUTH COAST AQMD DIAMOND BAR CA	
* Payment method Separate Check			USD	1,501.23		

Total of all entries

Check Register
CBB Disbursement Account June'23

07/05/2023 / 18:14:47
User: CCAMPBRL
Page: 5

Check number from to	Payment	Pmnt date	Crcy	Amount paid (FC)	Recipient/void reason code	Enca./void
**			USD	1,990,648.03		

Attachment 2B

Workers' Comp Checks

Inland Empire Util.Agency
Chino, CA
Company code 1000

Check Register
CBB Workers Compensation Account-Jun'23

07/05/2023 / 18:14:03
User: CCAMPBRL
Page: 1

Bank CBB CITIZENS BUSINESS BANK
Bank Key 122234149
Acct number WCOM2 231159290

ONTARIO CA 917610000

Checks created manually

Check number from to	Payment	Pmnt date	Crcy	Amount paid (FC)	Recipient/void reason code	Enca./void
100473	2200130696	06/01/2023	USD	182.62	YORK RISK SERVICES GROUP INC MEMPHIS TN	06/06/2023
100474	2200130697	06/01/2023	USD	451.46	YORK RISK SERVICES GROUP INC MEMPHIS TN	06/15/2023
100475	2200130698	06/01/2023	USD	55.50	YORK RISK SERVICES GROUP INC MEMPHIS TN	06/05/2023
100476	2200130808	06/08/2023	USD	182.15	YORK RISK SERVICES GROUP INC MEMPHIS TN	06/13/2023
100477	2200130809	06/08/2023	USD	98.54	YORK RISK SERVICES GROUP INC MEMPHIS TN	06/21/2023
100478	2200130810	06/08/2023	USD	197.08	YORK RISK SERVICES GROUP INC MEMPHIS TN	06/21/2023
100479	2200130811	06/08/2023	USD	125.00	YORK RISK SERVICES GROUP INC MEMPHIS TN	06/12/2023
100480	2200130812	06/08/2023	USD	18.50	YORK RISK SERVICES GROUP INC MEMPHIS TN	06/12/2023
100481	2200130813	06/08/2023	USD	37.00	YORK RISK SERVICES GROUP INC MEMPHIS TN	06/12/2023
100482	2200130901	06/15/2023	USD	106.51	YORK RISK SERVICES GROUP INC MEMPHIS TN	
100483	2200130902	06/15/2023	USD	92.85	YORK RISK SERVICES GROUP INC MEMPHIS TN	
100484	2200130903	06/15/2023	USD	204.92	YORK RISK SERVICES GROUP INC MEMPHIS TN	06/22/2023
100485	2200130904	06/15/2023	USD	55.50	YORK RISK SERVICES GROUP INC MEMPHIS TN	06/20/2023
* Payment method Checks created manually			USD	1,807.63		

Total of all entries

Check Register
CBB Workers Compensation Account-Jun'23

07/05/2023 / 18:14:03
User: CCAMPBRL
Page: 2

Check number from to	Payment	Pmnt date	Crcy	Amount paid (PC)	Recipient/void reason code	Enca./void
**			USD	1,807.63		

Attachment 2C

Vendor ACHs

Check Payee / Description	Amount
---------------------------	--------

ACH	ALLIED ELECTRONICS & AUTOMATIO Output Relays, Sockets	9017935026	466.94
			- - - - -
	ALLIED ELECTRONICS & AUTOMATIO\$		466.94
ACH	AQUA BEN CORPORATION RP1-27,600 Lbs Hydrofloc 750A	46159	45,922.95
			- - - - -
	AQUA BEN CORPORATION	\$	45,922.95
ACH	FISHER SCIENTIFIC COND STD 1413, GLS FIBR FILT	3236396	1,501.79
			- - - - -
	FISHER SCIENTIFIC	\$	1,501.79
ACH	HARRINGTON INDUSTRIAL PLASTICS Tubing	012M4634	443.48
	Plug Valve	012M4715	794.57
			- - - - -
	HARRINGTON INDUSTRIAL PLASTICS\$		1,238.05
ACH	ROYAL INDUSTRIAL SOLUTIONS Parts	6441-1091103	459.49
	Safety Switch	6441-1091044	2,691.56
	Switch	6441-1089666	1,885.13
	PVC Body	6441-1090825	1,558.89
	warehouse parts	6441-1078319	298.07
	Power Flex Architect	6441-1078320	298.07
			- - - - -
	ROYAL INDUSTRIAL SOLUTIONS	\$	7,191.21
ACH	SOUTHWEST ALARM SERVICE 6/23 Monitoring Charge	080836	106.00
	RP5-6/23 Monitoring Svcs	080666	50.00
	May Monitoring Svcs	080835	106.00
	Monitoring Security System IEUA-HR OFFIC	080667	50.00
	Monitoring Security System June 2023	080665	4,852.00
	Monitoring Security System April 2023	080557	3,177.83
			- - - - -
	SOUTHWEST ALARM SERVICE	\$	8,341.83
ACH	UNIVAR SOLUTIONS USA INC RP5-12,745 SOD BISULFITE	51188599	8,672.23
	CCWRF-12,280 SOD BISULFITE 25% BULK TECH	51183733	8,355.82
			- - - - -
	UNIVAR SOLUTIONS USA INC	\$	17,028.05
ACH	WAXIE SANITARY SUPPLY Hand Sanitizer, Cleaner, Soap, Towels	81747685	2,512.91
	Wipes	81738046	122.51
			- - - - -
	WAXIE SANITARY SUPPLY	\$	2,635.42
ACH	AIRGAS USA LLC RP1-49.90 Gal Propane	9138367499	233.89
	PROPANE INDUSTRIAL 33 CGA 510 FORKLIFT	9138193082	135.51
	RP4-Acetylene, INM 16% CD/AR, Oxygen	9138048671	267.37
	HELIUM 1 CL, NITROGEN 4 CL, OXYGEN 1 CL	9138379981	339.75

Check	Payee / Description	Amount
	AIRGAS USA LLC \$	976.52
ACH	MISCO WATER Probe assembly, harness, cell CF19504	3,404.54
	MISCO WATER \$	3,404.54
ACH	POLYDYNE INC RP1-15,600 Lbs Flosperse 30 S 104243	20,595.51
	POLYDYNE INC \$	20,595.51
ACH	TOM DODSON & ASSOCIATES Environmental Services through April 30, 1E353 23-4	2,882.50
	TOM DODSON & ASSOCIATES \$	2,882.50
ACH	STRADLING YOCCA CARLSON & RAUT 4/6-4/27 WIFIA Loan Legal Svcs 397335-0000	1,656.00
	STRADLING YOCCA CARLSON & RAUT\$	1,656.00
ACH	PALM AUTO DETAIL INC 5/23 Carwash Svcs f/Agency Fleet Vehicle 23599	2,809.12
	PALM AUTO DETAIL INC \$	2,809.12
ACH	ROSEMOUNT INC Inline Pressure Transmitter 72119497	2,365.81
	ROSEMOUNT INC \$	2,365.81
ACH	PANTHER PROTECTION Locksmith Labor and Trip charge P 7585	1,322.12
	PANTHER PROTECTION \$	1,322.12
ACH	MPS SECURITY Patrol Services for May 2023 2940	6,177.60
	IEUA Rover Patrol Services for April 202 2939	15,500.16
	IEUA Rover Patrol Services for April 202 2938	2,091.96
	MPS SECURITY \$	23,769.72
ACH	PARSONS WATER & INFRASTRUCTURE EN19001/EN19006-1/28-2/24 Prof Svcs 2304B707	253,073.35
	PARSONS WATER & INFRASTRUCTURE\$	253,073.35
ACH	HACH COMPANY Power Module 13595321	2,248.45
	Digital pH Sensor 13595306	3,567.62
	HACH COMPANY \$	5,816.07
ACH	O S T S INC Hazwoper FRO Classes 59655	2,500.00
	CPR/FA/AED & BBP w/ Oxygen 59991	1,200.00

Check	Payee / Description	Amount
	Hazwoper FRO Refresher Classes 59785	2,500.00
	O S T S INC \$	6,200.00
ACH	ROBERT HALF MANAGEMENT RESOURC	
	Mahdian,Mahsa WE 05/22/2023 Contract End 62046690	15,000.00
	Day,Onye WE 05/19/2023 62038006	3,800.00
	Macias,Denise WE 05/19/2023 62025961	1,530.00
	Olivares-Hernand,J WE 5/26/23 62072496	3,080.00
	Mahdian,Mahsa WE 05/19/2023 62031247	2,679.96
	ROBERT HALF MANAGEMENT RESOURC\$	26,089.96
ACH	SHI INTERNATIONAL CORP	
	Office 365 Project Plan 3 B16893044	7,993.80
	Office 365 Project Plan 3 B16775252	7,993.80
	SHI INTERNATIONAL CORP \$	15,987.60
ACH	RSD	
	Pleated Filters 55387542-00	3,338.45
	FILTERS 55389874-00	1,061.74
	RSD \$	4,400.19
ACH	OLIN CORP	
	RP1-4,990 Sodium Hypochlorite 12.5 900279623	9,775.18
	CCWRF-3,004 Sodium Hypochlorite 12.5 900280360	6,185.09
	RP1-4,916 Sodium Hypochlorite 12.5 900280359	9,630.22
	RP5-4,952 Sodium Hypochlorite 12.5 900279506	9,700.74
	RP4-4,936 Sodium Hypochlorite 900280749	9,669.39
	CCWRF-2,974 Sodium Hypochlorite 12.5 900279507	6,420.73
	RP1-4,868 Sodium Hypochlorite 12.5 900279814	9,536.18
	OLIN CORP \$	60,917.53
ACH	ALTA FOODCRAFT	
	Coffee,Sweetener 12313565	124.10
	Tea,Coffee Filters,Coffee 12314424	228.00
	Coffee,Tea,Filters 12314423	241.34
	Coffee,Sweetener,Tea,Coffee Filters,Stir 12314252	488.70
	ALTA FOODCRAFT \$	1,082.14
ACH	DAVID WHEELER'S PEST CONTROL I	
	ALL- 04/26/22 Pest Control Svcs 66461	524.00
	DAVID WHEELER'S PEST CONTROL I\$	524.00
ACH	DOWNS ENERGY	
	RP2-111.80 Gals Dyed Diesel 0317445-IN	365.51
	DOWNS ENERGY \$	365.51
ACH	KIM'S MASTER AUTO REPAIR	
	Repairs to F150 043757	1,912.14
	Repairs for F150 043776	1,991.30
	KIM'S MASTER AUTO REPAIR \$	3,903.44

Check Payee / Description Amount

ACH	ATKINSON, ANDELSON, LOYA, 4/23 General Labor Advice	681201	41,113.00
	ATKINSON, ANDELSON, LOYA,	\$	41,113.00

ACH	ENVIRONMENTAL SCIENCE ASSOCIAT D202000275.13-4/23 Prof Svcs	184945	4,932.03
	ENVIRONMENTAL SCIENCE ASSOCIAT\$		4,932.03

ACH	FRONTIER TECHNOLOGY, LLC Fortinet Security Appliance	2265581	18,502.26
	FRONTIER TECHNOLOGY, LLC	\$	18,502.26

ACH	CALIFORNIA WATER TECHNOLOGIES RP2- 40,980 Ferric Chloride Solution DWG 43989		7,568.11
	RP2-18,086.96 Lbs Ferric Chloride Soluti 44040		8,078.87
	RP2-46,460 Ferric Chloride Solution 44083		8,310.07
	RP1-17,946.24 Lbs Ferric Chloride Soluti 44065		8,024.89
	RP1-43,940 Ferric Chloride Solution 44066		8,095.10
	PhillLS-44,600 Lbs Ferric Chloride Solut 44055		8,316.41
	CALIFORNIA WATER TECHNOLOGIES \$		48,393.45

ACH	TECHNICAL SYSTEMS INC TSI Job Number 8164 - IEUA RP-1 SCADA Am 8164-002		28,450.00
	TECHNICAL SYSTEMS INC	\$	28,450.00

ACH	MANAGED MOBILE INC Battery Replacement	IN00-0267263	754.80
	MANAGED MOBILE INC	\$	754.80

ACH	SCHEEVEL ENGINEERING RW15003.06-4/1-4/30 Prof Svcs	1518	25,650.00
	SCHEEVEL ENGINEERING	\$	25,650.00

ACH	DORGAN LEGAL SERVICES LLP 5/23 General Labor Advice	720	840.00
	5/23 General Labor Advice	713	2,469.51
	3/23 General Labor Advice	721	14,571.93
	DORGAN LEGAL SERVICES LLP	\$	17,881.44

ACH	SHAW HR CONSULTING INC Professional Services 4/27-5/26/23	008281	605.00
	5/23 HR Consulting Fees	004226	550.00
	SHAW HR CONSULTING INC	\$	1,155.00

ACH	KRD MANAGEMENT CONSULTING LLC EE&CM-7/28/22-5/20/23 Prof Svcs	1 4600003175	3,420.00
	KRD MANAGEMENT CONSULTING LLC	\$	3,420.00

Check	Payee / Description	Amount
ACH	PRO-CRAFT CONSTRUCTION INC T&M IEUA HQ Bldg A Men's Toilet Gasket R 22097-21 T&M HQ B Men's RR, Urinal Clog 22097-22 Prof Svcs 12/21/22 22097-6	718.94 915.57 2,000.17 - - - - - 3,634.68
	PRO-CRAFT CONSTRUCTION INC \$	
ACH	GARRATT CALLAHAN COMPANY RP1 5/23 Water Treatment Program 1258337	610.75 - - - - - 610.75
	GARRATT CALLAHAN COMPANY \$	
ACH	RBC RESOURCES 4/1-4/30 USARHCP Support 53	2,856.00 - - - - - 2,856.00
	RBC RESOURCES \$	
ACH	CAPO PROJECTS GROUP LLC EN21042-4/12-4/14 Prof Svcs 6960	1,503.00 - - - - - 1,503.00
	CAPO PROJECTS GROUP LLC \$	
ACH	CENTER FOR INTERNET SECURITY I CIS MDBR+ Up to 150 Users INV-230523-00	4,425.00 - - - - - 4,425.00
	CENTER FOR INTERNET SECURITY I \$	
ACH	AMTEC Bratton, Z-WE 5/28/23 74946	717.60 - - - - - 717.60
	AMTEC \$	
ACH	STAPLES CONTRACT & COMMERCIAL Business Cards 3539094523 Hazel Ceron 3539094524	40.86 29.30 - - - - - 70.16
	STAPLES CONTRACT & COMMERCIAL \$	
ACH	INLAND EMPIRE WINDUSTRIAL CO Plugs 046968 01	68.84 - - - - - 68.84
	INLAND EMPIRE WINDUSTRIAL CO \$	
ACH	LIBERTY LANDSCAPING INC Regional Plant # 2/AN-23-31 116094 IEUA Headquarters Prof Svcs 116875	2,242.25 1,638.00 - - - - - 3,880.25
	LIBERTY LANDSCAPING INC \$	
ACH	UNIVERSAL ENGINEERING SCIENCES EN19025-4/23 Prof Svcs 00713315	1,532.00 - - - - - 1,532.00
	UNIVERSAL ENGINEERING SCIENCES \$	
ACH	ERAMOSA INTERNATIONAL INC EN23119-4/1-4/28 Prof Svcs US29222 - 1	11,054.00 - - - - - 11,054.00
	ERAMOSA INTERNATIONAL INC \$	

Check	Payee / Description	Amount
ACH	THE GATE GUY Service Call-Wire Connection 671	925.63
	THE GATE GUY \$	925.63
ACH	ARELLANO ASSOCIATES LLC 4/23 Prof Svcs 19831	2,553.26
	ARELLANO ASSOCIATES LLC \$	2,553.26
ACH	HYDROGEOPHYSICS INC Mobilization,Data Collection,Reporting PSI001833	15,219.00
	HYDROGEOPHYSICS INC \$	15,219.00
ACH	SO CALIF EDISON MntclSpltBx-4/17-5/15 11294 Roswell Ave 8000629815 5/	85.20
	RANCHOVctrBsn-4/18-5/16 13650 Victoria S 8004604345 5/	153.68
	MWDCB11-4/18-5/16 10498 Banyan St 8013383903 5/	26.16
	MWDTrnt15T- 4/14-5/1412100 Banyan St 8004147332 5	23.82
	MWDTrnt18-4/17-5/15 13400 Betsy Ross Ct 8000136547 5/	24.75
	SO CALIF EDISON \$	313.61
ACH	SO CALIF GAS MntBldg/Whs-4/19-5/18 2604 Walnut St 11726008 5/23	349.31
	SO CALIF GAS \$	349.31
ACH	SHELL ENERGY NORTH AMERICA LP RP1-4/1-4/30 Power Usage 2042 4/23	177,802.37
	SHELL ENERGY NORTH AMERICA LP \$	177,802.37
ACH	BENEFIT COORDINATORS CORPORATI 5/23 LTD,Agency Pd Life,Employee Pd Life 12775	17,090.76
	BENEFIT COORDINATORS CORPORATI\$	17,090.76
ACH	IEUA EMPLOYEES' ASSOCIATION P/R 11 6/2/23 Employee Ded HR 0115100	171.00
	IEUA EMPLOYEES' ASSOCIATION \$	171.00
ACH	IEUA SUPERVISORS UNION ASSOCIA P/R 11 6/2/23 Employee Ded HR 0115100	315.00
	IEUA SUPERVISORS UNION ASSOCIA\$	315.00
ACH	IEUA GENERAL EMPLOYEES ASSOCIA P/R 11 6/2/23 EMPLOYEE DEDUCTION CORRECT 060223	12.50-
	P/R 11 6/2/23 Employee Ded HR 0115100	981.60
	IEUA GENERAL EMPLOYEES ASSOCIA\$	969.10
ACH	INLAND EMPIRE UNITED WAY P/R 11 6/2/23 Employee Ded HR 0115100	21.00
	INLAND EMPIRE UNITED WAY \$	21.00

Check	Payee / Description	Amount
ACH	WESTERN DENTAL PLAN 5/23 Agency Dental Plan 5/23	1,844.34
	WESTERN DENTAL PLAN \$	1,844.34
ACH	IEUA PROFESSIONAL EMPLOYEES AS P/R 11 6/2/23 Employee Ded HR 0115100	648.00
	IEUA PROFESSIONAL EMPLOYEES AS\$	648.00
ACH	WEX HEALTH INC P/R 11 6/2/23 Cafeteria Plan HR 0115100	4,896.10
	WEX HEALTH INC \$	4,896.10
ACH	BENEFIT COORDINATORS CORPORATI 5/23 Agency Dental Plan BO8TP3	20,913.10
	BENEFIT COORDINATORS CORPORATI\$	20,913.10
ACH	LEGALSHIELD 5/23 Employee Prepaid Legal Services 5/23	285.10
	LEGALSHIELD \$	285.10
ACH	CITY EMPLOYEES ASSOCIATES P/R 11 6/2/23 Employee Ded HR 0115100	321.00
	CITY EMPLOYEES ASSOCIATES \$	321.00
ACH	CAMPBELL, CONNIE Reim-4/27 Dept Staff Mtg 4/27 LUNCH MT	290.10
	CAMPBELL, CONNIE \$	290.10
ACH	CAMACHO, MICHAEL Camacho,M-ExpRpt-5/9-5/11 ACWA Conf ACWA CONF	1,951.99
	CAMACHO, MICHAEL \$	1,951.99
ACH	ELIE, STEVE MlgReim-4/6-4/18 Meetings-Elie,S 4/6-4/18 MLG 61.70 Elie,S-ExpRpt-4/14 Water Infrastructure 4/14 WATER IN 58.67	120.37
	ELIE, STEVE \$	120.37
ACH	HALL, JASMIN MlgReim-4/4-4/19 Meetings-Hall,J 4/4-4/19 MLG 276.28 Reim-ACWA Conf-Hall,J ACWA CONF 2,794.12	3,070.40
	HALL, JASMIN \$	3,070.40
ACH	LIN, EDDIE EdReim-Water System Hydraulics EDREIM 12/13-	150.00
	LIN, EDDIE \$	150.00
ACH	LAO, RICHARD	

Check	Payee / Description	Amount
	MlgReim-5/24 SCAQMD Inspection-Lao,R 5/24 MLG	11.92
	MlgReim-5/4 Microplastics Workshop-Lao,R MLG 5/4	18.34
	LAO, RICHARD \$	30.26
ACH	AQUA BEN CORPORATION	
	RP1-18,400 Lbs Hydrofloc 750A 46259	30,615.30
	RP1-3600 Lbs Hydrofloc 748E 46258	7,303.65
	RP2-23000 Lbs Hydrofloc 748E 46249	36,182.45
	AQUA BEN CORPORATION \$	74,101.40
ACH	FISHER SCIENTIFIC	
	Buffer,Bottles 3275140	854.90
	FISHER SCIENTIFIC \$	854.90
ACH	HARRINGTON INDUSTRIAL PLASTICS	
	Couplings 012M4667	989.56
	Plug Valve 012M4765	825.04
	HARRINGTON INDUSTRIAL PLASTICS\$	1,814.60
ACH	HOME DEPOT CREDIT SERVICES	
	Demon 8903449	102.99
	HOME DEPOT CREDIT SERVICES \$	102.99
ACH	METROPOLITAN WATER DISTRICT	
	Reim-4/27 Lux Bus Transportation Costs 79034	1,835.00
	METROPOLITAN WATER DISTRICT \$	1,835.00
ACH	ROYAL INDUSTRIAL SOLUTIONS	
	OCAL SEALKIT-A4 6441-1089819	358.88
	F32T8 FLUOR BAL 6441-1090552	74.12
	ROYAL INDUSTRIAL SOLUTIONS \$	433.00
ACH	SOUTHWEST ALARM SERVICE	
	Installation charge 1st stage 080558	3,425.00
	SOUTHWEST ALARM SERVICE \$	3,425.00
ACH	UNDERGROUND SERVICE ALERT/SC	
	May 2023-285 Dig Alerts 520230347	508.75
	2021 Dig Safe Board CA Regulatory Costs 22-2304183	146.24
	UNDERGROUND SERVICE ALERT/SC \$	654.99
ACH	AIRGAS USA LLC	
	RP1-Rentals -Cylinder and Cradle 9997684704	57.35
	Cylinder Rental-Helium/Other 9997684700	11.16
	AIRGAS USA LLC \$	68.51
ACH	DELL MARKETING L P	
	Dell Latitudes 10675601064	10,753.02

Check	Payee / Description	Amount
	DELL MARKETING L P \$	10,753.02
ACH	CHINO BASIN WATERMASTER 50% Cost Sharing-PBHSP WYI 2053508 2023-04-B	19,367.08
	CHINO BASIN WATERMASTER \$	19,367.08
ACH	O RINGS & THINGS O-Rings 134199	55.60
	O RINGS & THINGS \$	55.60
ACH	KONICA MINOLTA 3/8 Lease Copier 42444096	210.12
	KONICA MINOLTA \$	210.12
ACH	KONICA MINOLTA BUSINESS SOLUTI 4/27-5/26 Maintenance Agreement 9009338785	109.58
	4/27-5/26 Maintenance Agreement 9009339859	709.04
	KONICA MINOLTA BUSINESS SOLUTI\$	818.62
ACH	AERZEN USA CORPORATION Blowers GMA12.4 SEPI-23-00271	58,828.47
	AERZEN USA CORPORATION \$	58,828.47
ACH	TOM DODSON & ASSOCIATES EN11039 - RP-1 Disinfection Pump 1E-361-9	8,620.44
	Environmental Specialist - CE Support 04 1E-374-1	2,000.00
	TOM DODSON & ASSOCIATES \$	10,620.44
ACH	NATIONAL WATER RESEARCH INSTIT 23/24 NWRI Annual Membership Due 2023-1025	50,000.00
	NATIONAL WATER RESEARCH INSTIT\$	50,000.00
ACH	PANTHER PROTECTION Lever Locks P 7581	2,576.17
	PANTHER PROTECTION \$	2,576.17
ACH	WESTERN WATER WORKS SUPPLY CO Vita-D-Dechlorinating Tablets 1133095-00	785.06
	Ball Valve,Nipples,Flags 1134310-00	391.67
	WESTERN WATER WORKS SUPPLY CO \$	1,176.73
ACH	ROBERT HALF MANAGEMENT RESOURC Mahdian,M WE 5/26/23 62072535	2,760.00
	Steele,Shannon R WE 05/19/2023 62048344	3,572.80
	Reyes,G-WE 5/26/2023 62083891	2,740.50
	Day,Onye WE 05/22/23 Contract Ending 62046691	15,000.00
	Macias,D WE 5/26/23 62058827	1,530.00
	Day,O-WE 5/26/2023 62073076	3,800.00
	Samore,J WE05/26/23 62088318	580.00
	Steele, S-WE 5/26/23 62073654	3,572.80

Check	Payee / Description	Amount
	ROBERT HALF MANAGEMENT RESOURC\$	33,556.10
ACH	GROUNDWATER RESOURCES ASSOCIAT 2023 Forum Sponsorship and One Registrat 20230526-3	2,500.00
	GROUNDWATER RESOURCES ASSOCIAT\$	2,500.00
ACH	INSIDE PLANTS INC FcltyMgt/Lab-6/23 Indoor Plant Care 94740	706.50
	INSIDE PLANTS INC \$	706.50
ACH	NATIONAL CONSTRUCTION RENTALS Regular Rental Units 6982080	187.00
	NATIONAL CONSTRUCTION RENTALS \$	187.00
ACH	OLIN CORP CCWRF-4,904 Sodium Hypochlorite 12.5 900282035	9,606.71
	RP5-4,938 Sodium Hypochlorite 900282036	9,673.31
	RP1-4,938 Sodium Hypochlorite 12.5 900282196	9,673.31
	RP1 4,928 Sodium Hypochlorite 12.5 900281428	9,653.72
	RP1-4,914 Sodium Hypochlorite 900282625	9,626.29
	RP4-4,916 Sodium Hypochlorite 900282413	9,630.22
	OLIN CORP \$	57,863.56
ACH	SIEMENS INDUSTRY INC Radar Level Transmitter 5608449227	3,005.85
	SIEMENS INDUSTRY INC \$	3,005.85
ACH	GHD INC EN21053 RP-1 Filter Effluent Structure # 380-0032226	25,135.30
	EN19025-4/30-5/27 Prof Svcs 380-0032778	8,020.38
	GHD INC \$	33,155.68
ACH	CIVIC PUBLICATIONS INC 5/11-5/28-Inland Valley Daily Bulletin 1786	17,119.00
	CIVIC PUBLICATIONS INC \$	17,119.00
ACH	CALIFORNIA WATER TECHNOLOGIES RP1-43,700lb Ferric Chloride 44116	7,933.65
	PhiLS 43,920lb Ferric Chloride 44118	8,146.69
	CALIFORNIA WATER TECHNOLOGIES \$	16,080.34
ACH	V3IT CONSULTING INC SAP Basis Support for May 2023 V3IT2023IEUA0	6,184.00
	V3IT CONSULTING INC \$	6,184.00
ACH	EVOQUA WATER TECHNOLOGIES LLC 5/1/23-10/31/23 PM Contract 905855892	2,251.85
	5/1/23-10/31/23 PM Contract 905855891	1,837.13
	5/1/23-10/31/23 PM Contract 905855888	1,837.13

Check	Payee / Description		Amount
	5/1/23-10/31/23 PM Contract	905855890	1,837.13
	5/1/23-10/31/23 PM Contract	905855889	2,456.46
		- - - - -	-
	EVOQUA WATER TECHNOLOGIES LLC \$		10,219.70
ACH	ARCADIS US INC		
	EN23088.01-12/21-4/30 Prof Svcs	34364468	29,546.90
		- - - - -	-
	ARCADIS US INC \$		29,546.90
ACH	WEST COAST ADVISORS		
	Legislative Consulting June 2023	13665	9,500.00
		- - - - -	-
	WEST COAST ADVISORS \$		9,500.00
ACH	PACIFIC COURIERS INC		
	Courier Services April 2023	23-05-2007	3,223.50
		- - - - -	-
	PACIFIC COURIERS INC \$		3,223.50
ACH	PRIORITY BUILDING SERVICES LLC		
	April 2023 Janitorial Services	87814	20,389.06
		- - - - -	-
	PRIORITY BUILDING SERVICES LLC\$		20,389.06
ACH	JC LAW FIRM		
	4/23 Ontario vs IEUA(CBP)	1254	11,557.50
	4/23 IERCA legal	1250	162.50
	4/23 Watermaster	1252	8,887.50
	4/23 Regional Contract	1251	28,605.00
	4/23 W.M Lyles	1257	105.00
	4/23 General	1259	28,245.00
	4/23 Walker vs IEUA	1258	3,045.00
	4/23 San Bernardino Transit Authority vs	1256	97.50
	4/23 Ontario & MVWD vs IEUA(MEU Rates)	1255	5,202.50
	4/23 Kaiser Vs CBWCD(Ely Basin)	1253	720.00
	4/23 City of Rancho Cucamonga vs IEUA	1249	852.00
		- - - - -	-
	JC LAW FIRM \$		87,479.50
ACH	JWC ENVIRONMENTAL LLC		
	Rotor Assembly	115195	17,971.42
		- - - - -	-
	JWC ENVIRONMENTAL LLC \$		17,971.42
ACH	GARRATT CALLAHAN COMPANY		
	RP2 5/23 Water Treatment Program	1258145	510.70
		- - - - -	-
	GARRATT CALLAHAN COMPANY \$		510.70
ACH	MSA SAFETY SALES LLC		
	Altair 5X Repair	963264893	669.90
		- - - - -	-
	MSA SAFETY SALES LLC \$		669.90
ACH	AMTEC		
	Bratton,Z-WE 6/4/23	75024	237.60
		- - - - -	-
	AMTEC \$		237.60

Check	Payee / Description	Amount
ACH	INLAND EMPIRE WINDUSTRIAL CO Inbound Freight 046786 02	22.60
	INLAND EMPIRE WINDUSTRIAL CO \$	22.60
ACH	LIBERTY LANDSCAPING INC RP4-5/23 Prof Svcs 116965	918.29
	RP1- Landscaping/Maintenance 116967	9,587.74
	LIBERTY LANDSCAPING INC \$	10,506.03
ACH	ERAMOSA INTERNATIONAL INC ENS23000 Prof Svcs April 29 to May 19 20 US29322-3	20,813.93
	ERAMOSA INTERNATIONAL INC \$	20,813.93
ACH	ACCUSOURCE HR 4/23-5/23 Pre-Employment Bkg Check 5000211697	1,206.39
	ACCUSOURCE HR \$	1,206.39
ACH	INFINITE CONTROL SYSTEMS INC June 2023 Monthly Maintenance 5449	2,960.00
	INFINITE CONTROL SYSTEMS INC \$	2,960.00
ACH	CARPI & CLAY INC 5/23 Fed Gov Advocacy Svcs 23-05-IEU	7,000.00
	CARPI & CLAY INC \$	7,000.00
ACH	ESKER INC 5/23 Prof Svcs 460247930	463.98
	ESKER INC \$	463.98
ACH	DIVERSIFIED THERMAL SERVICES I RP4-May 2023 Maintenance Contract S37736	5,102.00
	RP1-May 2023 Maintenance Contract S37735	8,150.00
	Parts,Labor S37524	591.17
	DIVERSIFIED THERMAL SERVICES I \$	13,843.17
ACH	SDI PRESENCE LLC Prof Services Through 05/31/23 Direct La 12535	24,975.00
	SDI PRESENCE LLC \$	24,975.00
ACH	FISCHER COMPLIANCE LLC Tasks 1-2 SERP Update FCL-00176/04/	3,800.00
	Tasks 3-4 SERP Update FCL-2023-IEUA	7,400.00
	FISCHER COMPLIANCE LLC \$	11,200.00
ACH	SO CALIF EDISON 930RsvrPrjct-4/21-5/21 2950 Galloping Hi 8001775817 5/	159.35
	1630WPmpStn-4/26-5/24 1530 6th St 8004881955 5/	13,298.51
	PrdLS-4/28-5/29 34 Johnson-Pine 8000032094 5/	77.36

Check	Payee / Description	Amount
	CllgHgts/LwrDy/RP3Bsn/TrnrBsn-4/28-5/29 0297941406 5/	252.64
	DclzBsn-5/2-5/31 13978 Phila 8002283946 5/	52.34
	Trnr3&4-4/27-5/25 916 Archibald Ave 8001265279 5/	57.21
	SnSvnRW-4/24-5/22 6000 Cherry Ave 8000141055 5/	47.19
	8thStBsn-4/26-5/24 1180 8th St 8000035339 5/	62.60
	RP1/RP5/8thStBsn5/1-5/30 8865 Kimball/11 0389324092 5/	77.86
	SO CALIF EDISON \$	14,085.06
ACH	SO CALIF GAS	
	Lab-4/28-5/30 2450 Phila St 15577783 5/23	30.08
	RP1Cmplx-4/28-5/30 2450 Phila St 12140888 5/23	48.51
	TP5-4/27-5/26 6075 Kimball Ave 15579076 5/23	21.56
	CCWRP/TP-5/1-5/31 14950 Telephone Ave 14959861 5/23	181.93
	RP5-4/27-5/26 6075 Kimball Ave 13619305 5/23	1,539.96
	HQA/B-4/27-5/26 6075 Kimball Ave 15729783 5/23	119.74
	SO CALIF GAS \$	1,941.78
ACH	LEVEL 3 COMMUNICATIONS LLC	
	6/23 993-1600 644213981	3,489.52
	LEVEL 3 COMMUNICATIONS LLC \$	3,489.52
ACH	COUNTY SANITATION DISTRICTS	
	21/22 Excess Cap Usage-LEASE PYMT 1881662-00890	211,741.98
	COUNTY SANITATION DISTRICTS \$	211,741.98
ACH	NAPA GENUINE PARTS COMPANY	
	Batteries,Booster PAC 4584-365055	202.53
	Bug Wash 398370	137.22
	NAPA GENUINE PARTS COMPANY \$	339.75
ACH	ROYAL INDUSTRIAL SOLUTIONS	
	RP-1 SCADA MIGRATION (3) 6441-1082803	489,972.94
	Seal Kit 6441-1091872	358.88
	ROYAL INDUSTRIAL SOLUTIONS \$	490,331.82
ACH	SANTA ANA WATERSHED	
	April 2023 Truck Discharge 10273	27,782.83
	April 2023 Service 10280	78,611.26
	SANTA ANA WATERSHED \$	106,394.09
ACH	AIRGAS USA LLC	
	Cylinder Rentals-Oxygen, Argon, Propane 9997684701	22.32
	Lab-6/1 Argon Microbulk Tank Rental 9138588894	556.77
	RP1- 75 Gal Propane Ind Bulk 9138582455	351.53
	Lab-5/31 Cylinder Rental 9997684703	79.74
	Cylinder Rentals-Nitrogen, Propane/Other 9997684699	39.06
	CBM-5/31 Cylinder Rental 9997684702	94.86
	RP1-113.70 Gal Propane 9137594690	532.93
	AIRGAS USA LLC \$	1,677.21
ACH	PETE'S ROAD SERVICE	

Check	Payee / Description	Amount
	Tire Repair f/Veh F150 0806 23-0670415-00 302.61	
	Replaced Tires f/Veh 1203 23-0673815-00 1,269.08	
	PETE'S ROAD SERVICE \$ 1,571.69	
ACH	CHINO BASIN WATER CONSERVATION	
	Grant Reimbursement for Invoice #2 GRANT REIM IN 207,184.00	
	CHINO BASIN WATER CONSERVATION\$ 207,184.00	
ACH	CAROLLO ENGINEERS	
	EN20057-4//1-4/30 Prof Svcs FB36803 100,348.75	
	CAROLLO ENGINEERS \$ 100,348.75	
ACH	U S HOSE	
	Hose Kit 0149470-IN 1,432.53	
	U S HOSE \$ 1,432.53	
ACH	W A RASIC CONSTRUCTION CO INC	
	EN23017.01 42 INCH RECYCLED WATER LEAK R 344245R 47,919.18	
	W A RASIC CONSTRUCTION CO INC \$ 47,919.18	
ACH	HACH COMPANY	
	Air Blast Kit 13600048 1,730.11	
	HACH COMPANY \$ 1,730.11	
ACH	A & G INSTRUMENT SERVICE	
	Prof Svcs 5/18/23 39191 1,683.60	
	A & G INSTRUMENT SERVICE \$ 1,683.60	
ACH	CS-AMSCO	
	Check Valve 18672 26,424.84	
	CS-AMSCO \$ 26,424.84	
ACH	SKALAR INC	
	02/23-02/24 Annual Service Agreement 2640645 10,128.50	
	SKALAR INC \$ 10,128.50	
ACH	NATIONAL CONSTRUCTION RENTALS	
	RP1- 6/23 Holding Tank Svcs (1st Weekly 7023106 290.88	
	NATIONAL CONSTRUCTION RENTALS \$ 290.88	
ACH	ROGERS, PETER J	
	6/23 Policy Cmmtt Fee-Rogers,P RPC-6/23 100.00	
	ROGERS, PETER J \$ 100.00	
ACH	WESTECH ENGINEERING INC	
	Labor for Drive Removal/Installation 90785-1 55,000.00	
	WESTECH ENGINEERING INC \$ 55,000.00	

Check	Payee / Description	Amount
ACH	OLIN CORP	
	RP1-4,900 Sodium Hypochlorite 900282986	9,598.87
	RP1-4,960 Sodium Hypochlorite 900283434	9,716.41
	RP5-4,944 Sodium Hypochlorite 900282985	9,685.06
	CCWRF-4,948 Sodium Hypochlorite 900282984	9,692.90
	OLIN CORP \$	38,693.24
ACH	REED, RANDALL J	
	6/23 Policy Cmmtt Fee-Reed,R RPC-6/23	100.00
	REED, RANDALL J \$	100.00
ACH	CRB SECURITY SOLUTIONS	
	Camera System Upgrade 19918	1,028.37
	CRB SECURITY SOLUTIONS \$	1,028.37
ACH	BIOTAGE LLC	
	Extractor, Canister, Cord , Adapter, Fla 177923	48,107.31
	BIOTAGE LLC \$	48,107.31
ACH	ULLOA, EUNICE M	
	6/23 Policy Cmmtt Fee-Ulloa,E RPC-6/23	100.00
	ULLOA, EUNICE M \$	100.00
ACH	DORST-PORADA, DEBRA	
	6/23 Policy Cmmtt Fee-Dorst-Porada,D RPC-6/23	100.00
	DORST-PORADA, DEBRA \$	100.00
ACH	DAVID WHEELER'S PEST CONTROL I	
	All-5/24 Inspections 66982	524.00
	All-5/24 Pest Control Srvs 66953	524.00
	Lab Monthly Refill Rat Boxes 67180	4,448.00
	RP1-5/12 Rodent Control Svcs 64199	934.00
	DAVID WHEELER'S PEST CONTROL I \$	6,430.00
ACH	BIG SKY ELECTRIC INC	
	EN22042-Ret Rls-1 Final EN22042-RET R	14,715.02
	BIG SKY ELECTRIC INC \$	14,715.02
ACH	TRICO CORPORATION	
	4/25/23 Oil Analysis P66186	56.00
	TRICO CORPORATION \$	56.00
ACH	CIVIC PUBLICATIONS INC	
	5/17 Email Blast Publication 1787	5,000.00
	CIVIC PUBLICATIONS INC \$	5,000.00
ACH	CONSERV CONSTRUCTION INC	
	4600002791-Prof Svcs 2204	55,811.00

Check	Payee / Description	Amount
	4600002630-Prof Svcs 2203	13,764.10
	4600002872-Prof Svcs 2205	52,390.80
	CONSERV CONSTRUCTION INC \$	121,965.90
ACH	CALIFORNIA WATER TECHNOLOGIES	
	RP2-15,525.01 Lbs Ferric Chloride 44125	6,942.20
	RP1-17,030.77 Lbs Ferric Chloride 44123	7,686.20
	CALIFORNIA WATER TECHNOLOGIES \$	14,628.40
ACH	MANAGED MOBILE INC	
	Repair Svcs f/Veh 1102 IN00-0267037	1,737.01
	MANAGED MOBILE INC \$	1,737.01
ACH	PRIORITY BUILDING SERVICES LLC	
	May 2023 Monthly Janitorial Svcs 88180	20,389.06
	PRIORITY BUILDING SERVICES LLC\$	20,389.06
ACH	ECOTECH SERVICES INC	
	5/23 Res. Hm Pressure Reg. Program 2666	3,508.33
	ECOTECH SERVICES INC \$	3,508.33
ACH	FLOW N CONTROL INC	
	Gaskets 206010	3,061.77
	FLOW N CONTROL INC \$	3,061.77
ACH	CSI SERVICES INC	
	Specification Spec Review 11992	380.00
	CSI SERVICES INC \$	380.00
ACH	MEANS CONSULTING LLC	
	PL19005-5/23 Prof Svcs 1E-5658	10,126.75
	MEANS CONSULTING LLC \$	10,126.75
ACH	LA OPINION	
	Display Advertising 107290523	1,140.00
	LA OPINION \$	1,140.00
ACH	RBC RESOURCES	
	USARHCP and Integrated Model General Sup 54	2,380.00
	RBC RESOURCES \$	2,380.00
ACH	COTHRAN JR, PHILLIP WAYNE	
	6/23 Policy Cmmtt Fee-Cothran,P RPC-6/23	100.00
	COTHRAN JR, PHILLIP WAYNE \$	100.00
ACH	FLEETISTICS	
	Fleetistics ProPlus Mnthly Srv 22/23 106497	2,873.46

Check	Payee / Description	Amount
	FLEETISTICS \$	2,873.46
ACH	DUTREY, JAVIER J 6/23 Policy Cmmtt Fee-Dutrey,J RPC-6/23	100.00
	DUTREY, JAVIER J \$	100.00
ACH	PILLSBURY WINTHROP SHAW PITTIMA 4/23 Employee Benefits Advice 8536584	2,923.00
	3/23 Employee Benefits Advice 8530172	948.00
	2/23 Employee Benefits Advice 8524877	4,424.00
	1/23 Employee Benefits Advice 8519795	5,767.00
	PILLSBURY WINTHROP SHAW PITTIMA\$	14,062.00
ACH	ADAM'S FALCONRY SERVICE LLC 5/23 Bird Control Srvs 17841	1,820.00
	ADAM'S FALCONRY SERVICE LLC \$	1,820.00
ACH	FRESNO FIRST BANK EN19001-1/23 Pay Est 27 PE 27-EN19001	108,971.97
	EN19006-1/23 Pay Est 27 PE 27-EN19006	175,829.12
	EN19001-2/23 Pay Est 28 PE 28-EN19001	64,434.14
	EN19006-2/23 Pay Est 28 PE 28-EN19006	246,970.41
	EN19001-3/23 Pay Est 29 PE 29-EN19001	35,691.70
	EN19006-3/23 Pay Est 29 PE 29-EN19006	211,768.50
	EN19001-4/23 Pay Est 30 PE 30-EN19001	82,955.65
	FRESNO FIRST BANK \$	926,621.49
ACH	BANNER BANK RW15003.06-3/23 Pay Est 19 PE 19-WR15003	22,094.29
	RW15003.06-4/23 Pay Est 20 PE 20-WR15003	36,473.17
	RW15003.06-1/23 Pay Est 17 PE 17-RW15003	61,165.57
	RW15003.06-2/23 Pay Est 18 PE 18-RW15003	36,706.84
	BANNER BANK \$	156,439.87
ACH	FULLER TRUCK ACCESSORIES Vehicle Installation 75792	14,903.55
	FULLER TRUCK ACCESSORIES \$	14,903.55
ACH	BREITLING, JAMES 6/23 Policy Cmmtt Fee-Breitling,J RPC-6/23	100.00
	BREITLING, JAMES \$	100.00
ACH	SO CALIF EDISON RP2MntLnchRm-5/1-5/31 16400 El Prado Rd 8000703247 5/	263.84
	PrdDchlStn-4/28-5/29 34 Johnson-Pine 8000932049 5/	641.70
	SO CALIF EDISON \$	905.54
ACH	FOUNDATION HA ENERGY GENERATIO RP4/RWPS-5/1-5/31 2811 6th St-Wind Power 3669	3,748.05
	FOUNDATION HA ENERGY GENERATIO\$	3,748.05

Check Payee / Description	Amount
---------------------------	--------

ACH	IEUA EMPLOYEES' ASSOCIATION P/R DIR 06 6/9/23 Employee Ded	HR	0115300	12.00
				- - - - -
	IEUA EMPLOYEES' ASSOCIATION		\$	12.00
ACH	GARCIA, CHRISTOPHER Garcia,C-Reim-5/31 CalWEP Conf	5/31	MLG	74.67
				- - - - -
	GARCIA, CHRISTOPHER		\$	74.67
ACH	EMPOWER RETIREMENT P/R 11 6/2/23 Deferred Comp	HR	0115100	94,302.11
				- - - - -
	EMPOWER RETIREMENT		\$	94,302.11
ACH	AQUA BEN CORPORATION RP1-4600 Lbs Hydrofloc 748E	46294		7,303.65
	RP1-27,600 Lbs Hydrofloc 750A	46295		45,922.95
				- - - - -
	AQUA BEN CORPORATION		\$	53,226.60
ACH	FISHER SCIENTIFIC GLS FIBR FILT	3236397		1,786.41
				- - - - -
	FISHER SCIENTIFIC		\$	1,786.41
ACH	ROYAL INDUSTRIAL SOLUTIONS Relay Module	6441-1085136		1,181.56
				- - - - -
	ROYAL INDUSTRIAL SOLUTIONS		\$	1,181.56
ACH	UNIVAR SOLUTIONS USA INC RP1-12,050 Sodium Bisulfite	51211503		8,275.42
	RP1-11,730 SOD BISULFITE	51204317		8,055.66
	RP1-11,300 SOD BISULFITE	51183734		7,760.35
				- - - - -
	UNIVAR SOLUTIONS USA INC		\$	24,091.43
ACH	WEST VALLEY MOSQUITO AND 5/23 Svcs Recharge Basins	2851		29,088.83
				- - - - -
	WEST VALLEY MOSQUITO AND		\$	29,088.83
ACH	KENNEDY/JENKS CONSULTANTS INC EN21056-4/1-4/28 Prof Svcs	163656		12,960.00
				- - - - -
	KENNEDY/JENKS CONSULTANTS INC		\$	12,960.00
ACH	PLUMBERS DEPOT INC Labor Repair of CCTV Truck	PD-53760		1,391.11
	Repair of Transporter	PD-53762		1,080.68
				- - - - -
	PLUMBERS DEPOT INC		\$	2,471.79
ACH	ROBERT HALF MANAGEMENT RESOURC Macias,D-WE 6/02/2023	62103768		1,530.00
	Olivares-Hernand,J-WE 6/02/2023	62112894		2,310.00
	Day,O-WE 6/02/2023	62112638		2,850.00

Check	Payee / Description	Amount
	Steele,S-WE 6/02/2023 62112886	2,679.60
	Mahdian,M-WE 6/02/2023 62112636	2,070.00
	ROBERT HALF MANAGEMENT RESOURC\$	11,439.60
ACH	CS-AMSCO Switch 18685	740.28
	CS-AMSCO \$	740.28
ACH	STANTEC CONSULTING INC EN21045-46-3173 Montclair Improvement 2082533	49,934.50
	EN22020-4/1-4/30 Prof Svcs 2085746	8,295.75
	STANTEC CONSULTING INC \$	58,230.25
ACH	OLIN CORP RP5-4,948 Sodium Hypochlorite 900284395	9,692.90
	CCWRF-4,940 Sodium Hypochlorite 900284394	9,677.23
	RP1-4,932 Sodium Hypochlorite 900284578	9,661.56
	RP4-4,912 Sodium Hypochlorite 900284160	9,622.38
	RP1-4,878 Sodium Hypochlorite 900283851	9,555.78
	OLIN CORP \$	48,209.85
ACH	GHD INC EN21051-4/29-5/27 Prof Svcs 380-0032710	16,560.65
	EN23124-2/26-4/29 Prof Svcs 380-0032089	931.41
	GHD INC \$	17,492.06
ACH	ARCADIS US INC EN22032-9/14/22-4/30/23 Prof Svcs 34364470	55,651.74
	ARCADIS US INC \$	55,651.74
ACH	GILLIS + PANICHAPAN ARCHITECTS EN23100-5/1-5/31 Prof Svcs 108535J	14,450.00
	EN20051-5/1-5/31 Prof Svcs 108533J	8,000.02
	GILLIS + PANICHAPAN ARCHITECTS\$	22,450.02
ACH	MICHAEL BAKER INTERNATIONAL IN 46-2559 4/23 Prof. Services 1179429	8,170.00
	MICHAEL BAKER INTERNATIONAL IN\$	8,170.00
ACH	KEARNS & WEST 5/23 Prof Svcs 024720	97.50
	KEARNS & WEST \$	97.50
ACH	STAPLES CONTRACT & COMMERCIAL Business Cards 3540197398	28.96
	Back Pack 3540197402	60.39
	Fresh Scent.Labeler,Label Maker Tape,Com 3540197401	256.06
	STAPLES CONTRACT & COMMERCIAL \$	345.41

Check	Payee / Description	Amount
ACH	DR MARISSA INC Training Team Building 3/6-5/9 202305	3,066.92
	DR MARISSA INC \$	3,066.92
ACH	SCOTT OVERHEAD DOORS & DOCK RP1-Building #E Roll-Up Door Svcs 9001	3,076.01
	SCOTT OVERHEAD DOORS & DOCK \$	3,076.01
ACH	SO CALIF EDISON CCWRP/TP-4/26-5/24 14950 Telephone Ave 8003543714 5/ 70.25 RP2MntLnchRm-5/1-5/31 16400 El Prado Rd 8005078295 5/ 14,151.41 SnSvn5PmpStn-4/28-5/29 13785 Banyan 8004022929 5/ 711.97 RP1StLts-5/1-5/31 34 Phila 8000340637 5/ 27.69 OntLS-5/3-6/1 2525 Riverside Dr 8001610323 5/ 32.41 RP1-5/1-5/31 2450 Phila St 8000389509 5/ 112.98 SnSvn5PmpStn-3/30-4/27 13785 Banyan 8004022929 4/ 68,035.62	
	SO CALIF EDISON \$	83,142.33
ACH	ELIE, STEVE Elie,S-ExpRpt-6/8 Washington DC Trip 6/5-6/7 WSHNG	1,386.34
	ELIE, STEVE \$	1,386.34
ACH	BARAJAS, ELIZABETH MlgReim-5/21 On Call Response-Barajas,E MLG 5/18	39.30
	BARAJAS, ELIZABETH \$	39.30
ACH	BURKE WILLIAMS & SORENSEN LLP 1/23 Professional Services 297427 350.00 1/23 Professional Services 297428 18,185.00	
	BURKE WILLIAMS & SORENSEN LLP \$	18,535.00
ACH	HARRINGTON INDUSTRIAL PLASTICS Valve,Union 012M4927	444.70
	HARRINGTON INDUSTRIAL PLASTICS\$	444.70
ACH	SANTA ANA WATERSHED 23/24 Direct Discharge Permit Fees 10287	4,800.00
	SANTA ANA WATERSHED \$	4,800.00
ACH	WEST VALLEY MOSQUITO AND 5/23 Vector Control Svcs 2849	2,671.67
	WEST VALLEY MOSQUITO AND \$	2,671.67
ACH	AIRGAS USA LLC RP1-10.05 CL Nitrogen 9138879079 104.84 RP1-78.4 Gal Propane 9138103163 367.47	
	AIRGAS USA LLC \$	472.31
ACH	SANTA ANA RIVER WATERMASTER	

Check	Payee / Description	Amount
	22/23 SARW Contribution 22/23	2,000.00
	SANTA ANA RIVER WATERMASTER \$	2,000.00
ACH	PETE'S ROAD SERVICE Tire Repair f/Veh 1907 23-0676720-00	192.66
	PETE'S ROAD SERVICE \$	192.66
ACH	CDM SMITH INC 4600003019-5/7-6/3 Prof Svcs 90180025	3,655.00
	EN19024/19028-5/7-6/3 Prof Svcs 90179985	17,613.12
	CDM SMITH INC \$	21,268.12
ACH	POLYDYNE INC RP1-10,400 Lbs Flosperse 30S 1746737	6,865.17
	POLYDYNE INC \$	6,865.17
ACH	ALL AMERICAN CRANE MAINTENANCE 4/24-5/2 PMI Service 050923-1	8,632.15
	ALL AMERICAN CRANE MAINTENANCE\$	8,632.15
ACH	KONICA MINOLTA Lease Copiers 42525604	4,603.38
	KONICA MINOLTA \$	4,603.38
ACH	CAROLLO ENGINEERS EN11039-5/23 Prof Svcs FB37543	12,507.00
	EN22044-5/1-5/31 Prof Svcs FB37542	463,445.68
	EN11039/EN17006-4/23 Prof Svcs FB36220	22,249.70
	NRW System Cost of Service Study FB37749	1,837.00
	CAROLLO ENGINEERS \$	500,039.38
ACH	WESTERN WATER WORKS SUPPLY CO Gaskets 1134424-00	67.45
	WESTERN WATER WORKS SUPPLY CO \$	67.45
ACH	TRUSSELL TECHNOLOGIES INC Chlorine Disinfection Report 4/1-5/31 0000009127	1,966.25
	Trichloropropane Investigation 0000009128	1,830.00
	TRUSSELL TECHNOLOGIES INC \$	3,796.25
ACH	ROBERT HALF MANAGEMENT RESOURC Samore,J WE 6/9/23 62141090	2,646.25
	ROBERT HALF MANAGEMENT RESOURC\$	2,646.25
ACH	NATIONAL CONSTRUCTION RENTALS 1st Weekly Svc on Regular Unit 7016494	110.88
	1st Weekly Svc on Reg Unit 7031895	572.70
	NATIONAL CONSTRUCTION RENTALS \$	683.58

Check	Payee / Description	Amount
ACH	PEST OPTIONS INC ALL - Pest Control 423827	4,302.93
	PEST OPTIONS INC \$	4,302.93
ACH	GEI CONSULTANTS INC PL19005-4/30-5/26 Prof Svcs 3132123	53,729.24
	GEI CONSULTANTS INC \$	53,729.24
ACH	JB'S POOLS & PONDS INC 6/23 Pond Maint Svcs 2366760600	1,194.85
	JB'S POOLS & PONDS INC \$	1,194.85
ACH	DAVID WHEELER'S PEST CONTROL I LAB monthly refill 8 rat boxes 67683	4,448.00
	6/7 Rodent Control Svcs 67500	1,470.00
	Monthly Box Refill 6/7 67499	1,075.00
	RP5-Pest Control Construction Trailer 67780	340.00
	RP5- Refill Boxes, Bait Station Refill 67650	536.00
	DAVID WHEELER'S PEST CONTROL I\$	7,869.00
ACH	GHD INC EN22031-4/30-5/27 Prof Svcs 380-0033156	10,721.71
	GHD INC \$	10,721.71
ACH	ENVIRONMENTAL SCIENCE ASSOCIAT D202000275.13-5/23 Prof Svcs 185336	3,223.90
	ENVIRONMENTAL SCIENCE ASSOCIAT\$	3,223.90
ACH	MANAGED MOBILE INC Safety Inspection/Veh 2002 IN00-0268197	197.72
	Safety Inspection/ Veh VQUI2101 IN00-0268198	197.72
	Safety Inspection/ Veh 1203 IN00-0268196	197.72
	MANAGED MOBILE INC \$	593.16
ACH	NATIONAL ASSOCIATION Core Consulting Group Career Development 78478	6,402.03
	NATIONAL ASSOCIATION \$	6,402.03
ACH	LONE STAR BLOWER INC Purchase of Rental Asset PS-INV107265	185,962.50
	LONE STAR BLOWER INC \$	185,962.50
ACH	CAPO PROJECTS GROUP LLC EN17006-4/11-4/30 Prof Svcs 6959	1,169.00
	CAPO PROJECTS GROUP LLC \$	1,169.00
ACH	SMARTCOVER SYSTEMS Field Service Labor 26038	195.00

Check	Payee / Description	Amount
	Labor for Prof Svcs 26037	305.00
	SMARTCOVER SYSTEMS \$	500.00
ACH	AMTEC Bratton,Z-WE 6/11/23 75070	960.00
	AMTEC \$	960.00
ACH	RADAR ENVIRONMENTAL INC May 2023 Monthly Site Survey 2112	5,098.13
	RADAR ENVIRONMENTAL INC \$	5,098.13
ACH	CLIFTONLARSONALLEN LLP Professional Services WE 6/3/23 3763406	6,777.75
	CLIFTONLARSONALLEN LLP \$	6,777.75
ACH	SAN BERNARDINO COUNTY 10/22-10/23 Utility Row Pac. Ave/Haumbol 25740CT22	50.00
	SAN BERNARDINO COUNTY \$	50.00
ACH	GBR PAVING Grinding Down Areas 230623	900.00
	GBR PAVING \$	900.00
ACH	THE GATE GUY Service Call 682	260.00
	THE GATE GUY \$	260.00
ACH	HUNT ORTMANN PALFFY NIEVES Prof Services 4/10-4/30 99854	870.68
	HUNT ORTMANN PALFFY NIEVES \$	870.68
ACH	CINDY GOODBURN CONSULTING LLC Workshop 2303	2,250.66
	CINDY GOODBURN CONSULTING LLC \$	2,250.66
ACH	DEMARIA ELECTRIC MOTOR SERVICE Motor & Pump Maint Svcs 23838	25,948.73
	DEMARIA ELECTRIC MOTOR SERVICE\$	25,948.73
ACH	SDI PRESENCE LLC Prof Services Through 05/31/23 Direct La 13079	13,690.00
	SDI PRESENCE LLC \$	13,690.00
ACH	TITUS WASTEWATER SOLUTIONS INC Water-ResistantManhole Cover 10389	41,729.33
	TITUS WASTEWATER SOLUTIONS INC\$	41,729.33

Check	Payee / Description	Amount
ACH	SO CALIF EDISON	
	JrpBsn-5/5-6/5 13450 Jurupa 8000401711 5/	4,549.46
	ElyBsn-5/5-6/5 1665 Phila Ave 8000057558 5/	30.74
	BnaBsn-5/5-6/5 14017 Whittram Ped 8004504662 5/	33.95
	HckryDm-5/5-6/5 13400 Whittram Ave 8000257085 5/	948.91
	ZnRsvr-5/4-6/4 12749 6th St 8002740158 5/	105.60
	RP4-5/4-6/4 12811 6th St 8000598564 5/	340.81
	CCWRP/TP/RWPS-4/26-5/24 14950 Telephone 8004814080 5/	61,746.20
		- - - - -
	SO CALIF EDISON \$	67,755.67
ACH	SO CALIF GAS	
	RP1-5/1-6/1 2450 Phila St 5300510 5/23	52.83
	RP2Dg-5/1-6/1 16400 El Prado Rd 14944655 5/23	330.00
		- - - - -
	SO CALIF GAS \$	382.83
ACH	MCCORKELL, GREGORY	
	Emp Assist PC Loan Purchase-McCorkell,G PCLOAN3	2,450.61
		- - - - -
	MCCORKELL, GREGORY \$	2,450.61
ACH	HALL, JASMIN	
	Hall,J.-ExpRpt-5/31-6/1 ACWA Tour 5/31-6/1 ACWA	833.80
		- - - - -
	HALL, JASMIN \$	833.80
ACH	NG, ANDREW	
	MlgReim-6/13/23 Call Out-Ng,A MLG 6/13	37.60
		- - - - -
	NG, ANDREW \$	37.60
ACH	AQUA BEN CORPORATION	
	RP1-18,400 Lbs Hydrofloc 750A 46324	30,615.30
	RP1-4,600 Lbs Hydrofloc 748E 46323	7,303.65
		- - - - -
	AQUA BEN CORPORATION \$	37,918.95
ACH	FISHER SCIENTIFIC	
	GLS FIBER FILTER, 25MM FL NYL ST 3857372	1,813.28
		- - - - -
	FISHER SCIENTIFIC \$	1,813.28
ACH	HASCO OIL COMPANY, INC.	
	White Oil 0253827-IN	1,311.31
		- - - - -
	HASCO OIL COMPANY, INC. \$	1,311.31
ACH	UNIVAR SOLUTIONS USA INC	
	Prado-12,365 Sodium Bisulfite 51241258	8,413.66
		- - - - -
	UNIVAR SOLUTIONS USA INC \$	8,413.66
ACH	AIRGAS USA LLC	
	RP1-82.2 Gal Propane 9139196321	385.28
		- - - - -
	AIRGAS USA LLC \$	385.28
ACH	AMETEK BROOKFIELD	

Check	Payee / Description	Amount
	Calibration Kit,Analyzer 834296	1,087.50
	AMETEK BROOKFIELD \$	1,087.50
ACH	CAROLLO ENGINEERS EN20057-5/1-5/31 Prof Svcs FB37016	40,122.50
	CAROLLO ENGINEERS \$	40,122.50
ACH	RED WING SHOE STORE Emp Safety Shoe Purchase(s) 2023061702355	225.00
	RED WING SHOE STORE \$	225.00
ACH	CDW GOVERNMENT INC Software-Adobe Acrobat Pro, Adobe After JW63186	13,930.32
	CDW GOVERNMENT INC \$	13,930.32
ACH	STRADLING YOCCA CARLSON & RAUT 5/2023 Legal Services 397522-0000	3,171.00
	STRADLING YOCCA CARLSON & RAUT\$	3,171.00
ACH	OLSON REMCHO LLP 5/23 Prof Svcs 738727	10.00
	OLSON REMCHO LLP \$	10.00
ACH	A & G INSTRUMENT SERVICE 6/7/23 Svcs/Mileage 39209	855.60
	A & G INSTRUMENT SERVICE \$	855.60
ACH	ROBERT HALF MANAGEMENT RESOURC Olivares-Hernand,Joshua WE 06/09/2023 62136752	3,080.00
	Steele,Shannon R WE 06/09/2023 62152927	3,572.80
	ROBERT HALF MANAGEMENT RESOURC\$	6,652.80
ACH	CS-AMSCO EN18006 3" PEF valves EN18006 4" G6 Gear 18620	4,665.70
	EN17042 8" G6 Gear Units EN17042 Start U 18621	2,284.42
	CS-AMSCO \$	6,950.12
ACH	SHI INTERNATIONAL CORP 11/16-5/31 Windows Maintenance Agreement B16138967	9,852.75
	SHI INTERNATIONAL CORP \$	9,852.75
ACH	CALIFORNIA STRATEGIES LLC 6/23 Prof Svcs 062326	7,500.00
	CALIFORNIA STRATEGIES LLC \$	7,500.00
ACH	BIOTAGE LLC Multirack Tubes 179096	13,607.89

Check	Payee / Description		Amount
	BIOTAGE LLC	\$	13,607.89
ACH	DAVID WHEELER'S PEST CONTROL I CCWRF-6/7 Rodent Control Svcs	67529	2,796.00
	DAVID WHEELER'S PEST CONTROL I	\$	2,796.00
ACH	GHD INC EN23002-4/30-5/27 Prof Svcs	380-0033818	2,966.77
	12580352-4/2-5/20 Prof Svcs	380-0032484	7,056.00
	GHD INC	\$	10,022.77
ACH	ENVIRONMENTAL SCIENCE ASSOCIAT D202000275.07-5/1-5/31 Prof Svcs	185429	338.85
	ENVIRONMENTAL SCIENCE ASSOCIAT	\$	338.85
ACH	TECHNICAL SYSTEMS INC RP-1 Flare Programming	7954-006	8,700.00
	TECHNICAL SYSTEMS INC	\$	8,700.00
ACH	PACIFIC COURIERS INC May 2023 Courier Services	23-05-2006	3,403.80
	PACIFIC COURIERS INC	\$	3,403.80
ACH	WALLACE & ASSOCIATES CONSULTIN 4600002853-4/3-4/30 Prof Svcs	W801194	4,624.00
	WALLACE & ASSOCIATES CONSULTIN	\$	4,624.00
ACH	PRIORITY BUILDING SERVICES LLC Services for May 2023 RP-5 Construction	88182	1,489.03
	PRIORITY BUILDING SERVICES LLC	\$	1,489.03
ACH	CAPO PROJECTS GROUP LLC EN11039-5/23 Prof Svcs	7085	334.00
	EN17006-5/23 Prof Svcs	7087	501.00
	CAPO PROJECTS GROUP LLC	\$	835.00
ACH	BUCKNAM INFRASTRUCTURE GROUP I PA22003.01-5/1-5/31 Prof Svcs	358-07.06	4,866.90
	BUCKNAM INFRASTRUCTURE GROUP I	\$	4,866.90
ACH	AMTEC Bratton,Z-WE 6/19/23	75162	960.00
	AMTEC	\$	960.00
ACH	CASAMAR GROUP LLC EN19001/19006-5/1-5/31 Prof Svcs	13488	16,081.95
	CASAMAR GROUP LLC	\$	16,081.95

Check	Payee / Description	Amount
ACH	DENALI WATER SOLUTIONS LLC RP2-5/23 Biosolids Hauling-Cake INV507051	26,238.17
	DENALI WATER SOLUTIONS LLC \$	26,238.17
ACH	FLYERS ENERGY LLC RP5-55 Gal Mobil SHC 629 23-847799	2,754.50
	FLYERS ENERGY LLC \$	2,754.50
ACH	PFM GROUP CONSULTING LLC Treasury Consulting Services 125066	40,000.00
	PFM GROUP CONSULTING LLC \$	40,000.00
ACH	IEUA EMPLOYEES' ASSOCIATION P/R 12 6/16/23 Employee Ded HR 0116100	171.00
	IEUA EMPLOYEES' ASSOCIATION \$	171.00
ACH	IEUA SUPERVISORS UNION ASSOCIA P/R 12 6/16/23 Employee Ded HR 0116100	315.00
	IEUA SUPERVISORS UNION ASSOCIA\$	315.00
ACH	IEUA GENERAL EMPLOYEES ASSOCIA P/R 12 6/16/23 Employee Ded HR 0116100	969.10
	IEUA GENERAL EMPLOYEES ASSOCIA\$	969.10
ACH	INLAND EMPIRE UNITED WAY P/R 12 6/16/23 Employee Ded HR 0116100	21.00
	INLAND EMPIRE UNITED WAY \$	21.00
ACH	IEUA PROFESSIONAL EMPLOYEES AS P/R 12 6/16/23 Employee Ded HR 0116100	658.00
	IEUA PROFESSIONAL EMPLOYEES AS\$	658.00
ACH	WEX HEALTH INC P/R 12 6/16/23 Cafeteria Plan HR 0116100	4,896.10
	WEX HEALTH INC \$	4,896.10
ACH	CITY EMPLOYEES ASSOCIATES P/R 12 6/16/23 Employee Ded HR 0116100	321.00
	CITY EMPLOYEES ASSOCIATES \$	321.00
ACH	SMITH, MICHAEL Emp Assist PC Loan Purchase-Smith,M PCLOAN6	1,078.01
	SMITH, MICHAEL \$	1,078.01
ACH	QUINN, CASEY MlgReim-6/9 On Call-Quinn,C MLG 6/9	52.40
	QUINN, CASEY \$	52.40

Check	Payee / Description	Amount
ACH	HOME DEPOT CREDIT SERVICES Moving Boxes 5904795	48.50
	HOME DEPOT CREDIT SERVICES \$	48.50
ACH	ROYAL INDUSTRIAL SOLUTIONS Cooling Fan 6441-1090823	552.78
	HMI TOUCH PANEL 6441-1091564	1,144.83
	COOLING FAN PKG 6441-1090548	389.75
	ROYAL INDUSTRIAL SOLUTIONS \$	2,087.36
ACH	AIRGAS USA LLC 2 CL HELIUM, 2 CL NITROGEN, 2 CL OXYGEN 9139205480	573.32
	AIRGAS USA LLC \$	573.32
ACH	GRAINGER INC Floating Switch 9746536706	325.73
	Smoke candles 9737770363	1,800.90
	GRAINGER INC \$	2,126.63
ACH	CDM SMITH INC EN17006-4/23-5/20 Prof Svcs 90179412	18,483.75
	CDM SMITH INC \$	18,483.75
ACH	MISCO WATER RP-1 Filter fleece 19533SW	308.85
	MISCO WATER \$	308.85
ACH	DELL MARKETING L P Dell Monitors 10678934520	17,076.27
	DELL MARKETING L P \$	17,076.27
ACH	WESTERN ANALYTICAL LABORATORIE Industrial Wastewater Test 22292	3,424.00
	WESTERN ANALYTICAL LABORATORIE\$	3,424.00
ACH	R F MACDONALD Training for Hot Water Boilers 340457	22,455.00
	R F MACDONALD \$	22,455.00
ACH	KONICA MINOLTA Lease Copier Svcs 42525605	879.48
	KONICA MINOLTA \$	879.48
ACH	GENESIS CONSTRUCTION EN22041-5/23 Pay Est 4 PE 4-EN22041	138,928.00
	GENESIS CONSTRUCTION \$	138,928.00

Check	Payee / Description	Amount
ACH	CAROLLO ENGINEERS RW15003/15004-4/1-4/30 Prof Svcs FB34620 936.50 RW15003/RW15004-5/23 Prof Svcs FB36977 8,977.00 CAROLLO ENGINEERS \$ 9,913.50	
ACH	LOCKMASTERS USA INC Padlocks 1057970 764.51 LOCKMASTERS USA INC \$ 764.51	
ACH	ROSEMOUNT INC Flow Transmitters 7219118 2,550.02 ROSEMOUNT INC \$ 2,550.02	
ACH	CASC ENGINEERING AND CONSULTIN EN23088.01 05/23 Professional Services 0049056 1,242.00 RW15003.6-4/30/23 Prof Svcs 0048836 5,385.96 CASC ENGINEERING AND CONSULTIN\$ 6,627.96	
ACH	W A RASIC CONSTRUCTION CO INC EN20041-5/23 Pay Est 11 PE 11-EN20041 5,350.39 W A RASIC CONSTRUCTION CO INC \$ 5,350.39	
ACH	KENNEDY/JENKS CONSULTANTS INC 4600003021-4/6-5/26/23 Prof Svcs 164357 7,170.00 KENNEDY/JENKS CONSULTANTS INC \$ 7,170.00	
ACH	PARSONS WATER & INFRASTRUCTURE RP-5 Expansion - Design 2305B930 146,270.38 PARSONS WATER & INFRASTRUCTURE\$ 146,270.38	
ACH	O S T S INC CCO Certification Prep Class and Exam 60216 2,700.00 CCO Written Exam/Certification 60262 1,350.00 O S T S INC \$ 4,050.00	
ACH	TRUSSELL TECHNOLOGIES INC Prof Svcs from 4/1/23-5/31/23 0000009136 3,649.50 TRUSSELL TECHNOLOGIES INC \$ 3,649.50	
ACH	SWRCB ACCOUNTING OFFICE SRF Rpymt #3A C-06-8235-120-Princ/Int 8235-120-A-23 59,993.85 SRF Rpymt #3B C-06-8235-120-Princ/Int 8235-120-B-23 31,286.48 SRF Rpymt #13 C-06-5176-140-Princ/Int 08851-23-13 72,351.02 SWRCB ACCOUNTING OFFICE \$ 163,631.35	
ACH	W M LYLES COMPANY EN18006-5/23 Pay Est 28 PE 28-EN18006 37,221.95 EN19006-4/23 Pay Est 30 PE 30-EN19006 7,318,050.55 EN19001-5/23 Pay Est 31 PE 31-EN19001 1,529,948.42	

Check	Payee / Description	Amount
	W M LYLES COMPANY	\$ 8,885,220.92
ACH	STANTEC CONSULTING INC	
	EN23088.02-4/1-4/28 Prof Svcs 2085745	4,356.00
	EN23074 & EN23035: CCWRF Influent Box Re 2086883	13,004.63
	EN23123-4/1-4/28 Prof Svcs 2085744	47,026.00
	STANTEC CONSULTING INC	\$ 64,386.63
ACH	RSD	
	CARTRIDGE FILTERS, CARTRIDGES 55390260-00	1,366.47
	Plated Filter 55389874-01	1,669.23
	RSD	\$ 3,035.70
ACH	OLIN CORP	
	RP1-4912 Sodium Hypochlorite 900285019	9,622.38
	RP5-4,890 Sodium Hypochlorite 900288122	9,579.28
	RP4-4,906 Sodium Hypochlorite 900288363	9,610.62
	CCWRF-2,988 Sodium Hypochlorite 900286724	6,450.95
	RP1-4,964 Sodium Hypochlorite 900286446	9,724.25
	RP4-3,964 Sodium Hypochlorite 900285920	8,161.69
	RP1-4,912 Sodium Hypochlorite 900287084	9,622.38
	CCWRF-4,914 Sodium Hypochlorite 900286965	9,626.29
	RP1- 4,912 Sodium Hypochlorite 900286966	9,622.38
	RP1-4,918 Sodium Hypochlorite 900287388	9,634.13
	RP1-4,934 Sodium Hypochlorite 900287924	9,665.48
	RP1-4,942 Sodium Hypochlorite 900287923	9,681.15
	CCWRF-4,910 Sodium Hypochlorite 900287922	9,618.46
	OLIN CORP	\$ 120,619.44
ACH	PFM ASSET MANAGEMENT LLC	
	5/1-5/31 Investment Portfolio 13751848	7,585.18
	PFM ASSET MANAGEMENT LLC	\$ 7,585.18
ACH	BURLINGTON SAFETY LABORATORY	
	Gloves 87981	237.00
	BURLINGTON SAFETY LABORATORY	\$ 237.00
ACH	CRB SECURITY SOLUTIONS	
	Camera Installation 20040	10,110.06
	CRB SECURITY SOLUTIONS	\$ 10,110.06
ACH	BIG SKY ELECTRIC INC	
	EN22034-5/23 Pay Est 3 PE 3-EN22034	61,060.30
	BIG SKY ELECTRIC INC	\$ 61,060.30
ACH	C BELOW INC	
	EN21056 -Pothole Report 30081	350.00
	EN21056-Pothole,Vaccuum Excavation Spoil 29865	5,920.00
	C BELOW INC	\$ 6,270.00

Check	Payee / Description		Amount
ACH	GHD INC		
	EN23124-4/30-5/27 Prof Svcs	380-0033868	1,790.00
	EN23067-4/30-5/27 Prof Svcs	380-0032832	14,041.80
	EN17042-2/26-4/8 Prof Svcs	380-0033948	9,607.16
		- - - - -	- - - - -
	GHD INC	\$	25,438.96
ACH	EUROFINS EATON ANALYTICAL LLC		
	5/9/23 Diluent-Declez Ch-Declez-Ur	3800025041	2,085.00
	5/9/23 DILUENT SSV Crk-Hickory-LR	3800024761	2,085.00
		- - - - -	- - - - -
	EUROFINS EATON ANALYTICAL LLC	\$	4,170.00
ACH	ELECTRO-CHEMICAL DEVICES INC		
	Sensors	75770	7,917.83
		- - - - -	- - - - -
	ELECTRO-CHEMICAL DEVICES INC	\$	7,917.83
ACH	MNR CONSTRUCTION INC		
	RW15003.06-5/23 Pay Est 21	PE 21-RW15003	1,294,919.69
		- - - - -	- - - - -
	MNR CONSTRUCTION INC	\$	1,294,919.69
ACH	FRESNO FIRST BANK		
	EN18006-5/23 Pay Est 28	PE 28-EN18006	1,959.05
		- - - - -	- - - - -
	FRESNO FIRST BANK	\$	1,959.05
ACH	FERREIRA COASTAL CONSTRUCTION		
	EN19025-5/23 Pay Est 10	PE 10-EN19025	29,558.11
		- - - - -	- - - - -
	FERREIRA COASTAL CONSTRUCTION	\$	29,558.11
ACH	MWH CONSTRUCTORS INC		
	EN19001/19006-5/1-5/31 Prof Svcs	23-30505777.1	8,339.38
		- - - - -	- - - - -
	MWH CONSTRUCTORS INC	\$	8,339.38
ACH	SCHEEVEL ENGINEERING		
	RW15003.06-5/1-5/31 Prof Svcs	1524	7,275.00
		- - - - -	- - - - -
	SCHEEVEL ENGINEERING	\$	7,275.00
ACH	THE SOLIS GROUP		
	RW15003.06-5/1-5/31 Prof Svcs	10793	2,967.00
	RP1 Flare Improvements 5/23 Prof Svcs	10792	1,000.00
		- - - - -	- - - - -
	THE SOLIS GROUP	\$	3,967.00
ACH	CAPO PROJECTS GROUP LLC		
	4600002731 4/23 Prof Svcs	6840	21,239.28
	EN21042-5/23 Prof Svcs	7086	668.00
		- - - - -	- - - - -
	CAPO PROJECTS GROUP LLC	\$	21,907.28
ACH	WSP USA ENVIRONMENT & For Professional Services Rendered throu S49836383		34,286.00
		- - - - -	- - - - -
	WSP USA ENVIRONMENT &	\$	34,286.00

Check	Payee / Description	Amount
ACH	LIBERTY LANDSCAPING INC	
	RP1 Replace Missing Plant Material 117659	418.84
	June Monthly Maintenance 117311	19,088.00
	RP1-Repair Dripline Rings 117658	2,586.97
	Barrett Pump-Irrigation 116749	2,842.71
		- - - - -
	LIBERTY LANDSCAPING INC \$	24,936.52
ACH	UNIVERSAL ENGINEERING SCIENCES	
	EN11039 RP1 PW7-4/23 Prof Svcs 00707363	2,306.00
	EN11039 RP1 PW7-5/23 Prof Svcs 00713284	5,380.00
		- - - - -
	UNIVERSAL ENGINEERING SCIENCES\$	7,686.00
ACH	ERAMOSA INTERNATIONAL INC	
	ENS23119 Prof Svcs April 29 to May 19 20 US29222-2	16,831.16
		- - - - -
	ERAMOSA INTERNATIONAL INC \$	16,831.16
ACH	CASAMAR GROUP LLC	
	EN19001/19006-6/23 Prof Svcs 13508-A	13,009.17
	RP-1 Disinfection Improvements Project 13508-B2	14,030.63
	RP-1 Disinfection Improvements 4/22-6/22 13508-B1	879.29
		- - - - -
	CASAMAR GROUP LLC \$	27,919.09
ACH	ADAM'S FALCONRY SERVICE LLC	
	6/23 Bird Control Svcs 17876	1,560.00
		- - - - -
	ADAM'S FALCONRY SERVICE LLC \$	1,560.00
ACH	WEST YOST & ASSOCIATES INC	
	EN16021-4/8-5/5 Prof Svcs 2053810	3,618.50
		- - - - -
	WEST YOST & ASSOCIATES INC \$	3,618.50
ACH	FRESNO FIRST BANK	
	EN19001-5/23 Pay Est 31 PE 31-EN19001	80,523.60
	EN19006-5/23 Pay Est 31 PE 31-EN19006	389,954.18
	EN19006-4/23 Pay Est 30 PE 30-EN19006	255,583.34
		- - - - -
	FRESNO FIRST BANK \$	726,061.12
ACH	INNOVATIVE CONSTRUCTION SOLUTI	
	EN11039-5/23 Pay Est 11 PE 11-EN11039	292,500.26
		- - - - -
	INNOVATIVE CONSTRUCTION SOLUTI\$	292,500.26
ACH	CLIFTONLARSONALLEN LLP	
	Audit for FY End 6/30/23 3766199	5,250.00
		- - - - -
	CLIFTONLARSONALLEN LLP \$	5,250.00
ACH	THE GATE GUY	
	Service Call 693	130.00
		- - - - -
	THE GATE GUY \$	130.00

Check	Payee / Description	Amount
ACH	PRECISELY SOFTWARE INCORPORATE Automate Studio Runner Subscription INV064387	2,850.00
	PRECISELY SOFTWARE INCORPORATE\$	2,850.00
ACH	ECONOMIC ALTERNATIVES INC June 2023 Monthly Water Trtmt 101518	883.33
	ECONOMIC ALTERNATIVES INC \$	883.33
ACH	DIVERSIFIED THERMAL SERVICES I Maintenance Contract - CCWRF June PM 202 S38461	2,541.00
	Maintenance Contract - HQ June PM 2023 S38462	2,541.00
	Maintenance Contract - Plant #5 June PM S38460	2,541.00
	Maintenance Contract - Laboratory June P S38463	2,541.00
	DIVERSIFIED THERMAL SERVICES I\$	10,164.00
ACH	ZUSSER COMPANY INC RP-3 / Turner Basin-Remove/Repl Rubber D 2365-01	133,000.00
	ZUSSER COMPANY INC \$	133,000.00
ACH	KED GRODY FORD REDLANDS 2023 Ford Super Cab #MR230773	81,638.00
	2023 Ford Super Cab Pickup #MR230813	81,638.00
	KED GRODY FORD REDLANDS \$	163,276.00
ACH	SO CALIF EDISON MWDTrnt15T-5/15-6/13 12100 Banyan St 8004147332 6/	37.16
	RP2MntLnchRm-5/16-6/14 16400 El Prado Rd 8001015118 6/	5,390.42
	BrksRWTrnOt-5/15-6/13 4349 Orchard St 8002166155 6/	25.19
	RP5/TP5/HQA/B-5/1-5/31 6075 Kimball Ave 8002326317 5/	189,029.97
	RANCHOVctrBsn-5/17-6/15 13650 Victoria S 8004604345 6/	17.27
	SBLfStn-5/15-6/13 13707 San Bernardino A 8003058251 6/	2,597.53
	PhilLS-5/5-6/5 1818 Phila St 8000031143 5/	9,047.37
	MntclLS-5/9-6/7 34 Palmetto-Phila 8000031789 5/	2,504.96
	MWDCB11-5/17-6/15 10498 Banyan St 8013383903 6/	35.19
	MWDTrnt18-5/16-6/14 13400 Betsy Ross Ct 8000136547 6/	35.66
	MWDCB14/20-5/16-6/14 5752 East Ave/475 1 8000207806 6/	139.25
	MntclBsn-5/12-6/12 4700 San Jose 8000092569 6/	55.18
	SO CALIF EDISON \$	208,915.15
ACH	SHELL ENERGY NORTH AMERICA LP Gas Credit - CCWRP/TP/RWP-4/1-4/30 14950 3686241	3,777.38
	RP1-5/1-5/31 Power Usage 2042 5/23	148,852.31
	RP2-5/1-5/31 Power Usage 2044 5/23	10,235.72
	CCWRP/TP/RWP-5/1-5/31 14950 Tlphn 2046 5/23	51,637.64
	SHELL ENERGY NORTH AMERICA LP \$	206,948.29
ACH	AQUA BEN CORPORATION RP5-11,500 Lbs Hydrofloc 748E 46335	18,091.23
	RP1-6900 Lbs Hydrofloc 748E 46350	10,955.48
	AQUA BEN CORPORATION \$	29,046.71

Check	Payee / Description	Amount
ACH	FISHER SCIENTIFIC	
	Filters 4039544	177.90
	BUFFER 7.00 RICCA YELLOW 1L 3892546	112.23
	Alumina, org carbon, methylene, bio indi 3857371	8,979.58
	PLNGR P25-CTC-GT, SYRINGE 25 F, SYRINGE 3963893	1,146.12
		- - - - -
	FISHER SCIENTIFIC \$	10,415.83
ACH	HARRINGTON INDUSTRIAL PLASTICS	
	Grating Pult Grit Top 012M4089	5,172.32
	Clamps,Tubing 012M3538	290.11
	GRATING PULT 1" I-BAR IFR GRY 012M5063	1,490.78
		- - - - -
	HARRINGTON INDUSTRIAL PLASTICS\$	3,971.65
ACH	ROYAL INDUSTRIAL SOLUTIONS	
	Warehouse parts 6441-1093247	544.21
	Module,75 HP Drive,Fan 6441-1088834	16,771.44
	Fan,75 HP Drive 6441-1088832	16,771.44
		- - - - -
	ROYAL INDUSTRIAL SOLUTIONS \$	34,087.09
ACH	UNIVAR SOLUTIONS USA INC	
	RP1-12,475 Lbs Sodium Bisulfite 51245052	8,567.28
	RP5-12,690 Lbs Sodium Bisulfite 51248936	8,634.80
		- - - - -
	UNIVAR SOLUTIONS USA INC \$	17,202.08
ACH	AIRGAS USA LLC	
	RP1-49.4 Gal Propane Ind Bulk 9139425321	231.54
	3 CL PROPANE INDUSTRIAL FORKLIFT 9139340956	125.23
	3 CL PROPANE INDUSTRIAL FORKLIFT 9139340957	125.23
	Lab-111.26 CCF Argon Microbulk 9138867760	923.04
	RP1-43.3 Gal Propane 9138383180	202.95
		- - - - -
	AIRGAS USA LLC \$	1,607.99
ACH	ROCKWELL ENGINEERING & EQUIPME	
	Cutter Bar,Impeller,Seal 21643	6,097.56
	Casing,Backplate,Cutter Bar,Suction Plat 21683	8,442.23
		- - - - -
	ROCKWELL ENGINEERING & EQUIPME\$	14,539.79
ACH	CAROLLO ENGINEERS	
	EN19051-4/18-5/31 Prof Svcs FB36978	23,471.50
		- - - - -
	CAROLLO ENGINEERS \$	23,471.50
ACH	RED WING SHOE STORE	
	Emp Safety Shoe Purchase(s) 2023062402355	100.00
		- - - - -
	RED WING SHOE STORE \$	100.00
ACH	TOM DODSON & ASSOCIATES	
	Paint and Repairs 1E-361-10	6,035.68
	EN19001-5/11-5/30 Prof Svcs 1E-375-1	1,975.00
	Paint and Repairs 1E-376-1	950.00
		- - - - -
	TOM DODSON & ASSOCIATES \$	8,960.68

Check	Payee / Description	Amount
ACH	BUTIER ENGINEERING INC 4/23 Prof Svcs IEUA 010	23,865.00
	BUTIER ENGINEERING INC \$	23,865.00
ACH	KENNEDY/JENKS CONSULTANTS INC EN21056-4/29-5/26 Prof Svcs 164387	23,035.00
	KENNEDY/JENKS CONSULTANTS INC \$	23,035.00
ACH	INLAND EMPIRE REGIONAL Biosolids (RP1) 05/01/2023-05/31/2023 90034871	215,689.84
	INLAND EMPIRE REGIONAL \$	215,689.84
ACH	PARSONS WATER & INFRASTRUCTURE EN19001/19006-4/29-5/26 Prof Svcs 2306A836	38,155.15
	PARSONS WATER & INFRASTRUCTURE\$	38,155.15
ACH	ROBERT HALF MANAGEMENT RESOURC Macias,Denise WE 06/16/2023 62157237	2,040.00
	Olivares-Hernand,Joshua WE 06/16/2023 62167134	3,080.00
	Samore,John WE 06/16/23 62186225	1,631.25
	Samore,J-WE 6/23/2023 62204840	2,030.00
	ROBERT HALF MANAGEMENT RESOURC\$	8,781.25
ACH	STANTEC CONSULTING INC EN21045-4/29-5/26 Prof Svcs 2095716	40,565.50
	STANTEC CONSULTING INC \$	40,565.50
ACH	PEST OPTIONS INC May 2023 Agency Wide Weed Control 423864	10,237.61
	June 2023 Agency Wide Weed Control 425754	10,237.61
	PEST OPTIONS INC \$	20,475.22
ACH	U S BANK *4246044555646425 6/23 5564 6425 6/2	245,650.20
	U S BANK \$	245,650.20
ACH	OLIN CORP RP1-4,922 Sodium Hypochlorite 900289699	9,641.97
	CCWRF-2,986 Sodium Hypochlorite 900289540	6,446.64
	RP5-4,946 Sodium Hypochlorite 900289541	9,688.99
	RP1-4,912 Sodium Hypochlorite 900288362	9,622.38
	RP1-4,962 Sodium Hypochlorite 900288978	9,720.33
	PR1-4,942 Sodium Hypochlorite 900290295	9,681.15
	OLIN CORP \$	54,801.46
ACH	GK & ASSOCIATES 4600002849-5/23 Prof Svcs 23-033	29,040.00
	GK & ASSOCIATES \$	29,040.00

Check	Payee / Description	Amount
-------	---------------------	--------

ACH	BIOTAGE LLC	
	Horizon 5000 3-Station,Power Cord,Disk H 179142	46,647.74
	Shipping 178966	804.89
		- - - - -
	BIOTAGE LLC \$	47,452.63

ACH	YORK RISK SERVICES GROUP INC	
	Work Comp. Claims 400000127927	6,437.50
		- - - - -
	YORK RISK SERVICES GROUP INC \$	6,437.50

ACH	KIM'S MASTER AUTO REPAIR	
	Auto Repairs 043521	39.00
		- - - - -
	KIM'S MASTER AUTO REPAIR \$	39.00

ACH	GHD INC	
	EN24020-5/23 Prof Svcs 380-0033653	20,977.15
		- - - - -
	GHD INC \$	20,977.15

ACH	EUROFINS EATON ANALYTICAL LLC	
	5/9 Monthly Dioxins Sample Analysis 3800025171	2,000.00
	5/18/2023 Annual - RP3-1/1 Dioxin 3800025174	200.00
	5/16/2023 ANNUAL GWR SAMPLING 3800025104.	1,380.00
	6/6/2023 GWR Quarterly - CA Speedway 2 3800025145	35.00
	5/23/23 RP1/RP4 Recycled Water 1613 Diox 3800025086	200.00
	PTSC - OLS Energy Chino 001 (P&SC) 05/16 3800025172	325.00
		- - - - -
	EUROFINS EATON ANALYTICAL LLC \$	4,140.00

ACH	ATKINSON, ANDELSON, LOYA,	
	5/23 General Labor Advice 683801	27,663.50
		- - - - -
	ATKINSON, ANDELSON, LOYA, \$	27,663.50

ACH	HARPER & ASSOCIATES ENGINEERIN	
	EN23121-5/1-5/31 Prof Svcs ENG-8195	3,250.00
		- - - - -
	HARPER & ASSOCIATES ENGINEERIN\$	3,250.00

ACH	ENVIRONMENTAL SCIENCE ASSOCIAT	
	D202000275.14-5/23 Prof Svcs 185861	900.00
		- - - - -
	ENVIRONMENTAL SCIENCE ASSOCIAT\$	900.00

ACH	RALPH ANDERSEN & ASSOCIATES	
	Recruitment for Manager of Human Resourc INV-04354	11,000.00
		- - - - -
	RALPH ANDERSEN & ASSOCIATES \$	11,000.00

ACH	ARCADIS US INC	
	EN22022-5/14-5/28 Prof Svcs 34371412	90,898.77
		- - - - -
	ARCADIS US INC \$	90,898.77

ACH	WALLACE & ASSOCIATES CONSULTIN	
	4600002853-4/23 Prof Svcs W801193	27,632.27

Check Payee / Description		Amount
WALLACE & ASSOCIATES CONSULTIN\$		27,632.27
ACH	NEW MILLENNIUM CONSTRUCTION	
	Installation Fence Posts 2650	9,845.00
	Installation Glass 2649	2,893.49
	NEW MILLENNIUM CONSTRUCTION \$	12,738.49
ACH	GILLIS + PANICHAPAN ARCHITECTS	
	EN22027-5/1-5/31 Prof Svcs 108534J	12,035.00
	GILLIS + PANICHAPAN ARCHITECTS\$	12,035.00
ACH	MICHAEL BAKER INTERNATIONAL IN	
	Prof. Services 05/28/23 1182904	3,257.50
	MICHAEL BAKER INTERNATIONAL IN\$	3,257.50
ACH	PRO-CRAFT CONSTRUCTION INC	
	T&M IEUA Lab Bldg Hot Water Supply Leaki 22097-23	1,842.99
	T&M IEUA Maint Bldg & ISS Trailer Diagno 22097-16C	1,130.40
	T&M IEUA Maint Bldg & ISS Trailer 22097-16B	2,825.62
	PRO-CRAFT CONSTRUCTION INC \$	5,799.01
ACH	TEREX USA LLC	
	Cylinder Repair,Annual Inspection 7318761	8,840.94
	TEREX USA LLC \$	8,840.94
ACH	AMTEC	
	Bratton,Z-WE 6/25/23 75232	720.00
	AMTEC \$	720.00
ACH	WSP USA ENVIRONMENT &	
	127100-4/1-5/5 Prof Svcs S49836385	22,770.00
	Prof Srv-IEUA On Call Eng Ser Staff Aug S49836384	25,530.00
	WSP USA ENVIRONMENT & \$	48,300.00
ACH	STAPLES CONTRACT & COMMERCIAL	
	HEPA Air Purifier Filters 3541036706	76.10
	Plastic Monitor Stands 3541036708	55.66
	ULTRALUX PAPER PLATES, STAPLES 3541036704	154.25
	HEPA TYPE AIR PURIFIER FILTERS 3541036705	79.16
	TRUE HEPA AIR PURIFIER 3541036707	228.36
	STAPLES CONTRACT & COMMERCIAL \$	593.53
ACH	INLAND EMPIRE WINDUSTRIAL CO	
	2" PVC GRAY COMPRESSION COUPLING 047606 01	47.20
	INLAND EMPIRE WINDUSTRIAL CO \$	47.20
ACH	P&RO SOLUTIONS	
	Consolidate Centers Project Prof Svcs 23-1780	6,848.00

Check	Payee / Description	Amount
	P&RO SOLUTIONS \$	6,848.00
ACH	UNIVERSAL ENGINEERING SCIENCES	
	EN19025-4/23 Prof Svcs 00707309	1,732.00
	RW15003.06-5/23 Prof Svcs 00713270	1,842.00
	UNIVERSAL ENGINEERING SCIENCES\$	3,574.00
ACH	CLIFTONLARSONALLEN LLP	
	6/23 Prof Svcs 3769406	13,660.50
	CLIFTONLARSONALLEN LLP \$	13,660.50
ACH	HUNT ORTMANN PALFFY NIEVES	
	5/23 Prof Svcs 100347	10,438.90
	HUNT ORTMANN PALFFY NIEVES \$	10,438.90
ACH	PRECISELY SOFTWARE INCORPORATE	
	Runner Studio - Desktop - Maintenance INV065336	12,294.91
	PRECISELY SOFTWARE INCORPORATE\$	12,294.91
ACH	SO CALIF EDISON	
	RP1-4/5-5/3 2450 Phila St 8000032453 4/	171,458.01
	1630EPmpStn-5/16-6/14 7420 1/2 East 8000414223 6/	46,199.13
	MntclSpltBx-5/16-6/14 11294 Roswell Ave 8000629815 6/	95.30
	RP4/TP4/RCA-5/4-6/4 12811 6th St 8000036690 5/	226,941.94
	BrksStBsn-5/12-6/12 10661 Silicon Ped 8000094378 5/	37.14
	SO CALIF EDISON \$	444,731.52
ACH	SO CALIF GAS	
	MntBldg/Whs-5/18-6/19 2604 Walnut St 11726008 6/23	161.13
	RP4-5/17-6/16 12811 6Th St 10605111 6/23	30.54
	SO CALIF GAS \$	191.67
ACH	BREIG, ANNA	
	Reim Monthly Health Prem HEALTH PREM	132.25
	BREIG, ANNA \$	132.25
ACH	LICHTI, ALICE	
	Reim Monthly Health Prem HEALTH PREM	132.25
	LICHTI, ALICE \$	132.25
ACH	NOWAK, THEO T	
	Reim Monthly Health Prem HEALTH PREM	397.06
	NOWAK, THEO T \$	397.06
ACH	DYKSTRA, BETTY	
	Reim Monthly Health Prem HEALTH PREM	132.25
	DYKSTRA, BETTY \$	132.25
ACH	MUELLER, CAROLYN	

Check	Payee / Description	Amount
	Reim Monthly Health Prem HEALTH PREM	132.25
	MUELLER, CAROLYN \$	132.25
ACH	CANADA, ANGELA Reim Monthly Health Prem HEALTH PREM	132.25
	CANADA, ANGELA \$	132.25
ACH	CUPERSMITH, LEIZAR Reim Monthly Health Prem HEALTH PREM	132.25
	CUPERSMITH, LEIZAR \$	132.25
ACH	DELGADO-ORAMAS JR, JOSE Reim Monthly Health Prem HEALTH PREM	283.25
	DELGADO-ORAMAS JR, JOSE \$	283.25
ACH	GRANGER, BRANDON Reim Monthly Health Prem HEALTH PREM	137.02
	GRANGER, BRANDON \$	137.02
ACH	WEBB, DANNY C Reim Monthly Health Prem HEALTH PREM	151.00
	WEBB, DANNY C \$	151.00
ACH	HUMPHREYS, DEBORAH E Reim Monthly Health Prem HEALTH PREM	141.63
	HUMPHREYS, DEBORAH E \$	141.63
ACH	MOUAT, FREDERICK W Reim Monthly Health Prem HEALTH PREM	141.63
	MOUAT, FREDERICK W \$	141.63
ACH	MORGAN, GARTH W Reim Monthly Health Prem HEALTH PREM	151.00
	MORGAN, GARTH W \$	151.00
ACH	MAZUR, JOHN Reim Monthly Health Prem HEALTH PREM	518.95
	MAZUR, JOHN \$	518.95
ACH	HAMILTON, MARIA Reim Monthly Health Prem HEALTH PREM	151.00
	HAMILTON, MARIA \$	151.00
ACH	FISHER, JAY Reim Monthly Health Prem HEALTH PREM	151.00
	FISHER, JAY \$	151.00

Check	Payee / Description	Amount
ACH	DIETZ, JUDY Reim Monthly Health Prem	HEALTH PREM 151.00
	DIETZ, JUDY	\$ 151.00
ACH	PETERSEN, KENNETH Reim Monthly Health Prem	HEALTH PREM 132.25
	PETERSEN, KENNETH	\$ 132.25
ACH	TRAUTERMAN, HELEN Reim Monthly Health Prem	HEALTH PREM 132.25
	TRAUTERMAN, HELEN	\$ 132.25
ACH	TIEGS, KATHLEEN Reim Monthly Health Prem	HEALTH PREM 415.50
	TIEGS, KATHLEEN	\$ 415.50
ACH	DIGGS, GEORGE Reim Monthly Health Prem	HEALTH PREM 406.28
	DIGGS, GEORGE	\$ 406.28
ACH	RODRIGUEZ, LOUIS Reim Monthly Health Prem	HEALTH PREM 141.63
	RODRIGUEZ, LOUIS	\$ 141.63
ACH	VARBEL, VAN Reim Monthly Health Prem	HEALTH PREM 283.25
	VARBEL, VAN	\$ 283.25
ACH	CLIFTON, NEIL Reim Monthly Health Prem	HEALTH PREM 283.25
	CLIFTON, NEIL	\$ 283.25
ACH	WELLMAN, JOHN THOMAS Reim Monthly Health Prem	HEALTH PREM 283.25
	WELLMAN, JOHN THOMAS	\$ 283.25
ACH	TROXEL, WYATT Reim Monthly Health Prem	HEALTH PREM 132.25
	TROXEL, WYATT	\$ 132.25
ACH	CORLEY, WILLIAM Reim Monthly Health Prem	HEALTH PREM 283.25
	CORLEY, WILLIAM	\$ 283.25
ACH	LESNIAKOWSKI, NORBERT Reim Monthly Health Prem	HEALTH PREM 123.03
	LESNIAKOWSKI, NORBERT	\$ 123.03

Check	Payee / Description	Amount
-------	---------------------	--------

ACH	VER STEEG, ALLEN J Reim Monthly Health Prem	HEALTH PREM	137.02
	VER STEEG, ALLEN J	\$	137.02
ACH	HACKNEY, GARY Reim Monthly Health Prem	HEALTH PREM	283.25
	HACKNEY, GARY	\$	283.25
ACH	TOL, HAROLD Reim Monthly Health Prem	HEALTH PREM	132.25
	TOL, HAROLD	\$	132.25
ACH	BANKSTON, GARY Reim Monthly Health Prem	HEALTH PREM	132.25
	BANKSTON, GARY	\$	132.25
ACH	ATWATER, RICHARD Reim Monthly Health Prem	HEALTH PREM	151.00
	ATWATER, RICHARD	\$	151.00
ACH	ANDERSON, JOHN L Reim Monthly Health Prem	HEALTH PREM	415.50
	ANDERSON, JOHN L	\$	415.50
ACH	SANTA CRUZ, JACQUELYN Reim Monthly Health Prem	HEALTH PREM	745.34
	SANTA CRUZ, JACQUELYN	\$	745.34
ACH	SOPICKI, LEO Reim Monthly Health Prem	HEALTH PREM	274.03
	SOPICKI, LEO	\$	274.03
ACH	GOSE, ROSEMARY Reim Monthly Health Prem	HEALTH PREM	151.00
	GOSE, ROSEMARY	\$	151.00
ACH	KEHL, BARRETT Reim Monthly Health Prem	HEALTH PREM	151.00
	KEHL, BARRETT	\$	151.00
ACH	RITCHIE, JANN Reim Monthly Health Prem	HEALTH PREM	151.00
	RITCHIE, JANN	\$	151.00
ACH	LONG, ROCKWELL DEE Reim Monthly Health Prem	HEALTH PREM	367.95

Check	Payee / Description	Amount
	LONG, ROCKWELL DEE	\$ 367.95
ACH	FATTAHI, MIR Reim Monthly Health Prem	HEALTH PREM 151.00
	FATTAHI, MIR	\$ 151.00
ACH	VERGARA, FLORENTINO Reim Monthly Health Prem	HEALTH PREM 283.25
	VERGARA, FLORENTINO	\$ 283.25
ACH	WALL, DAVID Reim Monthly Health Prem	HEALTH PREM 141.63
	WALL, DAVID	\$ 141.63
ACH	CHUNG, MICHAEL Reim Monthly Health Prem	HEALTH PREM 141.63
	CHUNG, MICHAEL	\$ 141.63
ACH	BLASINGAME, MARY Reim Monthly Health Prem	HEALTH PREM 132.25
	BLASINGAME, MARY	\$ 132.25
ACH	ANDERSON, KENNETH Reim Monthly Health Prem	HEALTH PREM 141.63
	ANDERSON, KENNETH	\$ 141.63
ACH	POLACEK, KEVIN Reim Monthly Health Prem	HEALTH PREM 283.25
	POLACEK, KEVIN	\$ 283.25
ACH	ELROD, SONDRAL Reim Monthly Health Prem	HEALTH PREM 141.63
	ELROD, SONDRAL	\$ 141.63
ACH	HOAK, JAMES Reim Monthly Health Prem	HEALTH PREM 151.00
	HOAK, JAMES	\$ 151.00
ACH	CLEVELAND, JAMES Reim Monthly Health Prem	HEALTH PREM 151.00
	CLEVELAND, JAMES	\$ 151.00
ACH	LANGNER, CAMERON Reim Monthly Health Prem	HEALTH PREM 132.25
	LANGNER, CAMERON	\$ 132.25
ACH	HOOSHMAND, RAY Reim Monthly Health Prem	HEALTH PREM 151.00

Check	Payee / Description	Amount
	HOOSHMAND, RAY	\$ 151.00
ACH	POOLE, PHILLIP Reim Monthly Health Prem	HEALTH PREM 226.32
	POOLE, PHILLIP	\$ 226.32
ACH	ADAMS, BARBARA Reim Monthly Health Prem	HEALTH PREM 137.02
	ADAMS, BARBARA	\$ 137.02
ACH	VANDERPOOL, LARRY Reim Monthly Health Prem	HEALTH PREM 123.03
	VANDERPOOL, LARRY	\$ 123.03
ACH	AMBROSE, JEFFREY Reim Monthly Health Prem	HEALTH PREM 283.25
	AMBROSE, JEFFREY	\$ 283.25
ACH	MERRILL, DIANE Reim Monthly Health Prem	HEALTH PREM 577.72
	MERRILL, DIANE	\$ 577.72
ACH	HOUSER, RODERICK A Reim Monthly Health Prem	HEALTH PREM 714.73
	HOUSER, RODERICK A	\$ 714.73
ACH	HUSS, KERRY Reim Monthly Health Prem	HEALTH PREM 1,004.43
	HUSS, KERRY	\$ 1,004.43
ACH	BINGHAM, GREGG Reim Monthly Health Prem	HEALTH PREM 132.25
	BINGHAM, GREGG	\$ 132.25
ACH	CHARLES, DAVID Reim Monthly Health Prem	HEALTH PREM 151.00
	CHARLES, DAVID	\$ 151.00
ACH	ALVARADO, ROSEMARY Reim Monthly Health Prem	HEALTH PREM 132.25
	ALVARADO, ROSEMARY	\$ 132.25
ACH	BARELA, GEORGE Reim Monthly Health Prem	HEALTH PREM 151.00
	BARELA, GEORGE	\$ 151.00
ACH	FETZER, ROBERT	

Check	Payee / Description	Amount
	Reim Monthly Health Prem	HEALTH PREM 754.64
	FETZER, ROBERT	\$ 754.64
ACH	ROOS, JAMES	
	Reim Monthly Health Prem	HEALTH PREM 367.95
	ROOS, JAMES	\$ 367.95
ACH	MULLANEY, JOHN	
	Reim Monthly Health Prem	HEALTH PREM 377.32
	MULLANEY, JOHN	\$ 377.32
ACH	VALENZUELA, DANIEL	
	Reim Monthly Health Prem	HEALTH PREM 603.64
	VALENZUELA, DANIEL	\$ 603.64
ACH	PACE, BRIAN	
	Reim Monthly Health Prem	HEALTH PREM 426.72
	PACE, BRIAN	\$ 426.72
ACH	KING, JOSEPH	
	Reim Monthly Health Prem	HEALTH PREM 151.00
	KING, JOSEPH	\$ 151.00
ACH	VILLALOBOS, HECTOR	
	Reim Monthly Health Prem	HEALTH PREM 226.32
	VILLALOBOS, HECTOR	\$ 226.32
ACH	PENMAN, DAVID	
	Reim Monthly Health Prem	HEALTH PREM 603.64
	PENMAN, DAVID	\$ 603.64
ACH	ANGIER, RICHARD	
	Reim Monthly Health Prem	HEALTH PREM 603.64
	ANGIER, RICHARD	\$ 603.64
ACH	MERRILL, DEBORAH	
	Reim Monthly Health Prem	HEALTH PREM 141.63
	MERRILL, DEBORAH	\$ 141.63
ACH	O'DEA, KRISTINE	
	Reim Monthly Health Prem	HEALTH PREM 141.63
	O'DEA, KRISTINE	\$ 141.63
ACH	OAKDEN, LISA	
	Reim Monthly Health Prem	HEALTH PREM 754.64
	OAKDEN, LISA	\$ 754.64

Check	Payee / Description	Amount
ACH	LAUGHLIN, JOHN Reim Monthly Health Prem	HEALTH PREM 151.00
	LAUGHLIN, JOHN	\$ 151.00
ACH	HUGHBANKS, ROGER Reim Monthly Health Prem	HEALTH PREM 226.32
	HUGHBANKS, ROGER	\$ 226.32
ACH	SPENDLOVE, DANNY Reim Monthly Health Prem	HEALTH PREM 141.63
	SPENDLOVE, DANNY	\$ 141.63
ACH	HOULIHAN, JESSE Reim Monthly Health Prem	HEALTH PREM 367.95
	HOULIHAN, JESSE	\$ 367.95
ACH	HERNANDEZ, DELIA Reim Monthly Health Prem	HEALTH PREM 226.32
	HERNANDEZ, DELIA	\$ 226.32
ACH	GUARDIANO, GARY Reim Monthly Health Prem	HEALTH PREM 141.63
	GUARDIANO, GARY	\$ 141.63
ACH	BARRER, SATURNINO Reim Monthly Health Prem	HEALTH PREM 377.32
	BARRER, SATURNINO	\$ 377.32
ACH	LACEY, STEVEN Reim Monthly Health Prem	HEALTH PREM 830.03
	LACEY, STEVEN	\$ 830.03
ACH	REED, RANDALL Reim Monthly Health Prem	HEALTH PREM 754.64
	REED, RANDALL	\$ 754.64
ACH	RAMIREZ, REBECCA Reim Monthly Health Prem	HEALTH PREM 377.32
	RAMIREZ, REBECCA	\$ 377.32
ACH	RAZAK, HALLA Reim Monthly Health Prem	HEALTH PREM 151.00
	RAZAK, HALLA	\$ 151.00
ACH	OSBORN, CINDY L Reim Monthly Health Prem	HEALTH PREM 377.32
	OSBORN, CINDY L	\$ 377.32

Check	Payee / Description	Amount
ACH	FESTA, GARY Reim Monthly Health Prem	HEALTH PREM 305.87
	FESTA, GARY	\$ 305.87
ACH	DELGADO, FLOR MARIA Reim Monthly Health Prem	HEALTH PREM 151.00
	DELGADO, FLOR MARIA	\$ 151.00
ACH	GROENVELD, NELLETJE Reim Monthly Health Prem	HEALTH PREM 226.32
	GROENVELD, NELLETJE	\$ 226.32
ACH	BATONGMALAQUE, CHARLIE L Reim Monthly Health Prem	HEALTH PREM 358.64
	BATONGMALAQUE, CHARLIE L	\$ 358.64
ACH	BOBBITT, JOHN Reim Monthly Health Prem	HEALTH PREM 151.00
	BOBBITT, JOHN	\$ 151.00
ACH	NEIGHBORS, CLAUDIA Reim Monthly Health Prem	HEALTH PREM 141.63
	NEIGHBORS, CLAUDIA	\$ 141.63
ACH	CHENG, TINA Y Reim Monthly Health Prem	HEALTH PREM 132.25
	CHENG, TINA Y	\$ 132.25
ACH	JACKSON, PATRICIA M Reim Monthly Health Prem	HEALTH PREM 141.63
	JACKSON, PATRICIA M	\$ 141.63
ACH	GIBSON, CONSTANCE A Reim Monthly Health Prem	HEALTH PREM 151.00
	GIBSON, CONSTANCE A	\$ 151.00
ACH	GU, JASON Reim Monthly Health Prem	HEALTH PREM 141.63
	GU, JASON	\$ 141.63
ACH	SCHERCK, JOHN Reim Monthly Health Prem	HEALTH PREM 378.11
	SCHERCK, JOHN	\$ 378.11
ACH	BUCHANAN, JAMES S Reim Monthly Health Prem	HEALTH PREM 151.00

Check	Payee / Description	Amount
	BUCHANAN, JAMES S	\$ 151.00
ACH	LUCAS, LARRY Reim Monthly Health Prem	HEALTH PREM 151.00
	LUCAS, LARRY	\$ 151.00
ACH	LOPEZ, MARK A Reim Monthly Health Prem	HEALTH PREM 377.32
	LOPEZ, MARK A	\$ 377.32
ACH	SANTA CRUZ, VICTOR Reim Monthly Health Prem	HEALTH PREM 594.34
	SANTA CRUZ, VICTOR	\$ 594.34
ACH	TRAUGOTT, JEFFREY P Reim Monthly Health Prem	HEALTH PREM 141.63
	TRAUGOTT, JEFFREY P	\$ 141.63
ACH	RIVERA, VINCENT J Reim Monthly Health Prem	HEALTH PREM 283.25
	RIVERA, VINCENT J	\$ 283.25
ACH	DOAN, KHANH V Reim Monthly Health Prem	HEALTH PREM 754.64
	DOAN, KHANH V	\$ 754.64
ACH	ARGUELLES, ALEX Reim Monthly Health Prem	HEALTH PREM 830.03
	ARGUELLES, ALEX	\$ 830.03
ACH	PROCTOR, CRAIG Reim Monthly Health Prem	HEALTH PREM 603.64
	PROCTOR, CRAIG	\$ 603.64
ACH	STONE, VICTORIA L Reim Monthly Health Prem	HEALTH PREM 603.64
	STONE, VICTORIA L	\$ 603.64
ACH	KREIMEYER, CARL L Reim Monthly Health Prem	HEALTH PREM 377.32
	KREIMEYER, CARL L	\$ 377.32
ACH	CHAVEZ, NESTOR Reim Monthly Health Prem	HEALTH PREM 377.32
	CHAVEZ, NESTOR	\$ 377.32
ACH	CUNNINGHAM, RICHARD A Reim Monthly Health Prem	HEALTH PREM 141.63

Check	Payee / Description	Amount
	CUNNINGHAM, RICHARD A	\$ 141.63
ACH	MYERS, ALAN R Reim Monthly Health Prem	HEALTH PREM 151.00
	MYERS, ALAN R	\$ 151.00
ACH	MCCHRISTY, KAREN Reim Monthly Health Prem	HEALTH PREM 141.63
	MCCHRISTY, KAREN	\$ 141.63
ACH	ROSALES, TIMOTEO P Reim Monthly Health Prem	HEALTH PREM 754.64
	ROSALES, TIMOTEO P	\$ 754.64
ACH	PELLY, GARY Reim Monthly Health Prem	HEALTH PREM 137.02
	PELLY, GARY	\$ 137.02
ACH	ROBISON, JOHN Reim Monthly Health Prem	HEALTH PREM 151.00
	ROBISON, JOHN	\$ 151.00
ACH	DELZER, HARLAN D Reim Monthly Health Prem	HEALTH PREM 283.25
	DELZER, HARLAN D	\$ 283.25
ACH	OAKDEN, SCOTT A Reim Monthly Health Prem	HEALTH PREM 603.64
	OAKDEN, SCOTT A	\$ 603.64
ACH	HEIN, DAVID J Reim Monthly Health Prem	HEALTH PREM 141.63
	HEIN, DAVID J	\$ 141.63
ACH	VALENCIA, CHRISTINA Reim Monthly Health Prem	HEALTH PREM 226.32
	VALENCIA, CHRISTINA	\$ 226.32
ACH	FRESQUEZ, ADRIAN Reim Monthly Health Prem	HEALTH PREM 377.32
	FRESQUEZ, ADRIAN	\$ 377.32
ACH	SARMIENTO, JESSICA Reim Monthly Health Prem	HEALTH PREM 226.32
	SARMIENTO, JESSICA	\$ 226.32
ACH	VANBREUKELEN, ALBERT	

Check	Payee / Description	Amount
	Reim Monthly Health Prem HEALTH PREM	151.00
	VANBREUKELEN, ALBERT \$	151.00
ACH	O'BRIEN, MICHELLE Reim Monthly Health Prem HEALTH PREM	227.11
	O'BRIEN, MICHELLE \$	227.11
ACH	AVILA, GLORIA Reim Monthly Health Prem HEALTH PREM	226.32
	AVILA, GLORIA \$	226.32
ACH	MALKANI, SURESH Reim Monthly Health Prem HEALTH PREM	377.32
	MALKANI, SURESH \$	377.32
ACH	JONES, ALLAN D Reim Monthly Health Prem HEALTH PREM	226.32
	JONES, ALLAN D \$	226.32
ACH	NORIEGA, MANUAL Reim Monthly Health Prem HEALTH PREM	226.32
	NORIEGA, MANUAL \$	226.32
ACH	KLING, WANDA Reim Monthly Health Prem HEALTH PREM	377.32
	KLING, WANDA \$	377.32
ACH	MEDEIROS, SHAWN Reim Monthly Health Prem HEALTH PREM	830.03
	MEDEIROS, SHAWN \$	830.03
ACH	WITTE, ANGELA Reim Monthly Health Prem HEALTH PREM	141.63
	WITTE, ANGELA \$	141.63
ACH	MORGAN-PERALES, LISA Reim Monthly Health Prem HEALTH PREM	226.32
	MORGAN-PERALES, LISA \$	226.32
ACH	DELGADO-ORAMAS III, JOSE M Reim Monthly Health Prem HEALTH PREM	830.03
	DELGADO-ORAMAS III, JOSE M \$	830.03
ACH	GLAZIER, JONATHAN Reim Monthly Health Prem HEALTH PREM	151.00
	GLAZIER, JONATHAN \$	151.00

Check	Payee / Description	Amount
ACH	REYES, RAYMOND G Reim Monthly Health Prem	HEALTH PREM 226.32
	REYES, RAYMOND G	\$ 226.32
ACH	ESTRADA, HELEN L Reim Monthly Health Prem	HEALTH PREM 132.25
	ESTRADA, HELEN L	\$ 132.25
ACH	GADDY, FERRY D Reim Monthly Health Prem	HEALTH PREM 137.02
	GADDY, FERRY D	\$ 137.02
ACH	SCHLAPKOHL, KATHRYN A Reim Monthly Health Prem	HEALTH PREM 151.00
	SCHLAPKOHL, KATHRYN A	\$ 151.00
ACH	HAYES, MYRNA Reim Monthly Health Prem	HEALTH PREM 378.00
	HAYES, MYRNA	\$ 378.00
ACH	FISHER SCIENTIFIC Conduit Standard	4115450 200.03
	FISHER SCIENTIFIC	\$ 200.03
ACH	AIRGAS USA LLC Lab-1 CL Nitrogen	9139298382 28.30
	RP1-76.1 Gal Propane	9139425320 356.69
	AIRGAS USA LLC	\$ 384.99
ACH	PETE'S ROAD SERVICE Left Rear Tire Repair Veh 1907	23-0681310-00 414.56
	PETE'S ROAD SERVICE	\$ 414.56
ACH	CDM SMITH INC EN17006-5/21-6/17 Prof Svcs	90181362 22,570.25
	CDM SMITH INC	\$ 22,570.25
ACH	CHINO BASIN WATERMASTER 50% Cost Sharing-Model Mtgs,Tech Review 2023-05-A	110.62
	CHINO BASIN WATERMASTER	\$ 110.62
ACH	TOM DODSON & ASSOCIATES NBS Support	1E-377-1 2,000.00
	Prof. Services for May 23	1E353 23-5 750.00
	TOM DODSON & ASSOCIATES	\$ 2,750.00
ACH	MPS SECURITY May 2023 Patrol Svcs	2993 21,333.78

Check	Payee / Description	Amount
	May 2023 Rover Patrol Services 2994	6,795.36
	MPS SECURITY \$	28,129.14
ACH	CASC ENGINEERING AND CONSULTIN RW15003.6-05/2023 Professional Services 0049026	6,586.01
	CASC ENGINEERING AND CONSULTIN\$	6,586.01
ACH	INLAND EMPIRE REGIONAL Biosolids (RP2) 05/01/2023-05/31/2023 90034872	167,429.02
	INLAND EMPIRE REGIONAL \$	167,429.02
ACH	INLAND EMPIRE MAGAZINE July 2023 Ad Plcmnt INV51337	750.00
	INLAND EMPIRE MAGAZINE \$	750.00
ACH	PLUMBERS DEPOT INC Hose,GapVax,Blower,Transfer Case PD-53816	7,058.77
	Repair of Pipe Ranger PD-53985	616.79
	RP1-Repair of Pipe Ranger PD-53020	1,097.49
	PLUMBERS DEPOT INC \$	8,773.05
ACH	KVAC ENVIRONMENTAL SERVICES IN RP2-Vacuum Tanker KV2306303	5,277.00
	KVAC ENVIRONMENTAL SERVICES IN\$	5,277.00
ACH	RSD Cartridge Filters 55390325-00	247.61
	RSD \$	247.61
ACH	PEST OPTIONS INC June 2023 Agency Wide Weed Control 425715	4,302.93
	PEST OPTIONS INC \$	4,302.93
ACH	OLIN CORP RP1-4,876 Sodium Hypochlorite 900290566	9,551.85
	RP4-4,886 Sodium Hypochlorite 900291104	9,571.45
	RP5-4,940 Sodium Hypochlorite 900290818	9,677.23
	CCWRF-3,005 Sodium Hypochlorite 900290819	6,180.98
	RP5-4,888 Sodium Hypochlorite 900290817	9,575.36
	OLIN CORP \$	44,556.87
ACH	CRB SECURITY SOLUTIONS RP1- Gate Camera Repair Svcs 20149	1,930.09
	DOWN PAYMENT-LIC PLATE CAMERA 20051	7,364.04
	Down Pmt - Camera Upgrade 50% 20050	9,684.10
	CRB SECURITY SOLUTIONS \$	18,978.23
ACH	MEYERS NAVE 5/23 PFAS Issues 206276	1,760.00

Check	Payee / Description		Amount
	MEYERS NAVE	\$	1,760.00
ACH	BIOTAGE LLC		
	Installation and Familiarization	179942	2,566.90
	Installation and Familiarization	179772	2,647.13
	BIOTAGE LLC	\$	5,214.03
ACH	ALTA FOODCRAFT		
	Coffee	12320927	266.40
	Coffee, Filters	12320926	753.00
	Coffee	12320928	355.91
	ALTA FOODCRAFT	\$	1,375.31
ACH	CIVIC PUBLICATIONS INC		
	6/23 Inland Valley Daily Bulletin	1792	26,819.00
	CIVIC PUBLICATIONS INC	\$	26,819.00
ACH	EUROFINS EATON ANALYTICAL LLC		
	5/16/23 ANNUAL GWR SAMPLING	3800025597	920.00
	EUROFINS EATON ANALYTICAL LLC	\$	920.00
ACH	V3IT CONSULTING INC		
	SAP Basis Support June 2023	V3IT2023IEUA0	6,184.00
	V3IT CONSULTING INC	\$	6,184.00
ACH	ARCADIS US INC		
	RP5 Expansion-5/1-5/30 Prof Svcs	34370803	363,553.91
	ARCADIS US INC	\$	363,553.91
ACH	TECHNICAL SYSTEMS INC		
	RP-1 SCADA Programming Services	8164-003	13,780.00
	RP1/RP4 Generator Control Panel Retrofit	8206-001	7,810.00
	TECHNICAL SYSTEMS INC	\$	21,590.00
ACH	JC LAW FIRM		
	5/23 W.M LYLES	1271	945.00
	5/23 city of Rancho Cucamonga vs IEUA	1263	325.00
	5/23 Kaiser Vs CBWCD(Ely Basin)	1267	975.00
	5/23 San Bernardino Transit Authority vs	1270	2,275.00
	5/23 Ontario & MVWD vs IEUA(MEU Rates)	1269	4,042.50
	5/23 IERCA	1264	1,202.50
	5/23 Ontario vs IEUA(CBP)	1268	38,420.00
	5/23 General	1272	26,880.00
	5/23 Regional Contract	1265	25,580.00
	5/23 Watermaster	1266	9,607.50
	JC LAW FIRM	\$	110,252.50
ACH	MWH CONSTRUCTORS INC		
	4600002851-4/1-4/30 Prof Svcs	2023-30505777	20,079.75

Check	Payee / Description	Amount
	MWH CONSTRUCTORS INC \$	20,079.75
ACH	MICHAEL BAKER INTERNATIONAL IN EN23089.02-5/28/23 Prof Svcs 1182899	6,786.00
	MICHAEL BAKER INTERNATIONAL IN\$	6,786.00
ACH	KRD MANAGEMENT CONSULTING LLC EE&CM-4/26-6/30 Prof Svcs 9 4600002730	6,840.00
	KRD MANAGEMENT CONSULTING LLC \$	6,840.00
ACH	WESTLAND GROUP INC EN11039-12/31-5/31/23 Prof Svcs 26171	20,612.50
	WESTLAND GROUP INC \$	20,612.50
ACH	WSP USA ENVIRONMENT & 127100-8/27-9/30 Prof Svcs S49835742	26,220.00
	127100-8/27-9/30 Prof Svcs S49835741	24,909.00
	For Professional Services Rendered throu S49836382	16,376.00
	WSP USA ENVIRONMENT & \$	67,505.00
ACH	WEST YOST & ASSOCIATES INC EN16021-5/6-6/2 Prof Svcs 2054185	2,660.00
	WEST YOST & ASSOCIATES INC \$	2,660.00
ACH	ARELLANO ASSOCIATES LLC 5/23 Prof Svcs 19949	3,738.38
	ARELLANO ASSOCIATES LLC \$	3,738.38
ACH	DIVERSIFIED THERMAL SERVICES I Maintenance Contract - Plant #2 June PM S38459	2,541.00
	DIVERSIFIED THERMAL SERVICES I\$	2,541.00
ACH	DR MARISSA INC Training Team Building 6/12-6/27 202306	11,825.76
	DR MARISSA INC \$	11,825.76
ACH	PLAY-BASED LEARNING ACADEMY Bus Trip BUS TRIP	600.71
	PLAY-BASED LEARNING ACADEMY \$	600.71
ACH	SO CALIF EDISON 930RsvrPrjct-5/22-6/20 2950 Galloping Hi 8001775817 6/	227.70
	SO CALIF EDISON \$	227.70
ACH	INLAND EMPIRE UNITED WAY P/R 13 6/30/23 Employee Ded HR 0116200	16.00
	INLAND EMPIRE UNITED WAY \$	16.00

Check	Payee / Description			Amount
ACH	COLONIAL LIFE & ACCIDENT INSUR 6/23 Disability, Cancer , Universal Term 7274194070167			229.57
	COLONIAL LIFE & ACCIDENT INSUR\$		-	229.57
ACH	BENEFIT COORDINATORS CORPORATI 6/23 Agency Dental Plan	B093M4		20,598.50
	BENEFIT COORDINATORS CORPORATI\$		-	20,598.50
ACH	LEGALSHIELD 6/23 Employee Prepaid Legal Services	6/23		285.10
	LEGALSHIELD	\$	-	285.10
ACH	ACEVES, MANUEL MlgReim-6/17 Call Out-Aceves,M	MLG 6/17		37.01
	ACEVES, MANUEL	\$	-	37.01
ACH	EMPOWER RETIREMENT P/R 12 6/16/23 Deferred Comp	HR 0116100		138,862.90
	EMPOWER RETIREMENT	\$	-	138,862.90

Grand Total Payment Amount: \$ 22,062,090.22

Attachment 2D

Vendor Wires
(excludes Payroll)

Check	Payee / Description	Amount
-------	---------------------	--------

Wire	STATE DISBURSEMENT UNIT P/R 11 6/2/23	HR 0115100	1,751.18
	STATE DISBURSEMENT UNIT	\$	1,751.18
Wire	INTERNAL REVENUE SERVICE P/R 11 6/2/23 Taxes	HR 0115100	390,359.78
	INTERNAL REVENUE SERVICE	\$	390,359.78
Wire	EMPLOYMENT DEVELOPMENT DEPARTM P/R 11 6/2/23 Taxes	HR 0115100	13,092.79
	P/R 11 6/2/23 Taxes	HR 0115100	68,700.69
	EMPLOYMENT DEVELOPMENT DEPARTM\$		81,793.48
Wire	EMPLOYMENT DEVELOPMENT DEPARTM P/R 112 6/9/23 Taxes	HR 0115200	346.13
	P/R 112 6/9/23 Taxes	HR 0115200	46.49
	EMPLOYMENT DEVELOPMENT DEPARTM\$		392.62
Wire	PUBLIC EMPLOYEES RETIREMENT SY P/R 11 6/2 ADJ	P/R 11 6/2 AD	0.02-
	P/R 11 6/2/23 PERS	HR 0115100	221,986.50
	PUBLIC EMPLOYEES RETIREMENT SY\$		221,986.48
Wire	PUBLIC EMPLOYEES' RETIREMENT S 6/23 Health Ins-Retirees, Employees	17174721 06/2	328,085.68
	PUBLIC EMPLOYEES' RETIREMENT S\$		328,085.68
Wire	PUBLIC EMPLOYEES' RETIREMENT S 6/23 Health Ins-Board	17174729 06/2	7,927.35
	PUBLIC EMPLOYEES' RETIREMENT S\$		7,927.35
Wire	EMPLOYMENT DEVELOPMENT DEPARTM P/R DIR 06 6/9/23 Taxes	HR 0115300	440.47
	EMPLOYMENT DEVELOPMENT DEPARTM\$		440.47
Wire	EMPLOYMENT DEVELOPMENT DEPARTM P/R 12 6/16/23 Taxes	HR 0116100	69,715.83
	P/R 12 6/16/23 Taxes	HR 0116100	13,555.35
	EMPLOYMENT DEVELOPMENT DEPARTM\$		83,271.18
Wire	STATE DISBURSEMENT UNIT P/R 12 6/16/23	HR 0116100	1,633.03
	STATE DISBURSEMENT UNIT	\$	1,633.03
Wire	PUBLIC EMPLOYEES RETIREMENT SY P/R 112 6/16/23 PERS	HR 0115200	602.77
	P/R 12 6/16/23 PERS	HR 0116100	224,558.38

Check	Payee / Description			Amount
	PUBLIC EMPLOYEES RETIREMENT SY\$			225,161.15
Wire	INTERNAL REVENUE SERVICE			
	P/R 112 6/16/23 Taxes	HR	0115200	790.42
				- - - - -
	INTERNAL REVENUE SERVICE		\$	790.42
Wire	INTERNAL REVENUE SERVICE			
	P/R DIR 06 6/9/23 Taxes	HR	0115300	3,487.97
				- - - - -
	INTERNAL REVENUE SERVICE		\$	3,487.97
Wire	INTERNAL REVENUE SERVICE			
	P/R 12 6/16/23 Taxes	HR	0116100	402,854.36
				- - - - -
	INTERNAL REVENUE SERVICE		\$	402,854.36
Wire	METROPOLITAN WATER DISTRICT			
	April 2023 Water Purchase		11108	4,449,173.39
				- - - - -
	METROPOLITAN WATER DISTRICT		\$	4,449,173.39
Wire	STATE DISBURSEMENT UNIT			
	P/R 13 6/30/23	HR	0116200	1,633.03
				- - - - -
	STATE DISBURSEMENT UNIT		\$	1,633.03

Grand Total Payment Amount: \$ 6,200,741.57

Attachment 2E

Payroll-Net Pay-Directors

INLAND EMPIRE UTILITIES AGENCY

Ratification of Board of Directors

Payroll for June 9 ,2023

Presented at Board Meeting on August 16, 2023

DIRECTOR NAME	GROSS PAYROLL	NET PAYROLL
Jasmin Hall	\$3,559.57	\$2,129.83
Marco A. Tule	\$5,570.06	\$2,350.72
Michael Camacho	\$8,378.06	\$4,385.45
Steven J. Elie	\$4,530.06	\$1,035.10
Paul Hofer	\$0.00	\$0.00
TOTALS	\$22,037.75	\$9,901.10

	Count	Amount
TOTAL EFTS PROCESSED	4	\$9,901.10
TOTAL CHECKS PROCESSED	0	\$0.00
CHECK NUMBERS USED	N/A	

DIRECTOR PAYSHEET
IEUA/MWD
SAWPA (alternate)
1 of 2

MICHAEL CAMACHO
EMPLOYEE NO.: 1140
ACCOUNT NO.: 10200-120100-100000-501010


MAY 2023

DATE	TYPE OF MEETING	ATTENDANCE	TOTAL COMPENSATION
5/1/2023	MWD - MWD Legislation, Reg Affairs, & Communications Committee Planning Meeting via Zoom	Yes (MWD)	\$260.00
5/2/2023	IEUA - Meeting with CBWM Director Kati Parker and GM Liz Skrzat	Yes	\$260.00
5/3/2023	IEUA – IEUA Board Workshop/Meeting In-Person	Yes	\$260.00
5/4/2023	MWD - Joint Inland and Orange County Caucus Meeting Conference Call	Yes (MWD)	\$260.00
5/5/2023	IEUA - Meeting with Bob Bowcock regarding regional water issues (In-Person)	Yes	\$260.00
5/8/2023	MWD - Committee Meetings (In-person)	Yes (MWD)	\$260.00
5/9/2023	MWD - Committee Meeting and Board Meetings (in Monterey)	Yes (MWD)	\$260.00
5/9/2023	IEUA - ACWA Conference (In-Person)	Yes	\$260.00
5/10/2023	MWD - Board Vice Chair's Meeting via Zoom (In Monterey)	Yes (MWD)	\$260.00
5/10/2023	IEUA - ACWA Conference (In-Person)	Yes	\$260.00
5/11/2023	IEUA - ACWA Conference (In-Person)	Yes	\$260.00
5/12/2023	MWD - Board Vice Chair's Meeting Follow-Up via Zoom	Yes (MWD)	\$260.00
5/15/2023	MWD - Subcommittee on Public Affairs Engagement Planning Meeting via zoom	Yes (MWD)	\$312.00
5/16/2023	IEUA - Meeting with EMWD Director Armstrong, Joe Mouawad and GM Shivaji Deshmukh	Yes	\$312.00

DIRECTOR PAYSHEET
IEUA/MWD
SAWPA (alternate)
2 of 2

5/17/2023	MWD - Subcommittee on Public Affairs Engagement via zoom	Yes (MWD)	\$312.00
5/17/2023	IEUA – IEUA Board Meeting (In-Person)	Yes	\$312.00
5/18/2023	IEUA - Heal the Bay Bring Back the Beach Annual Gala (In-Person)	Yes	\$312.00
5/19/2023	MWD - Tour of Pure Water Facility with Assemblymember Josh Lowenthal	Yes (MWD)	\$312.00
5/23/2023	MWD - Committee Meetings (In-person)	Yes (MWD)	\$312.00
5/25/2023	MWD - Spring Service Awards Luncheon (In-Person)	Yes (MWD 10 mtgs max)	\$0.00
5/26/2023	MWD - Board Vice Chair's Meeting via Zoom	Yes (MWD 10 mtgs max)	\$0.00
5/30/2023	IEUA - Meeting w/CVWD Director Curatalo (In-Person)	Yes	\$312.00

Director's Signature



Michael Camacho, Director



Approved by: Shivaji Deshmukh

TOTAL REIMBURSEMENT	\$5,616.00
TOTAL MEETINGS ATTENDED	22
TOTAL MEETINGS PAID	20

NOTE:

IEUA/MWD/IERCA

Up to 10 days of service per month per Ordinance No. 107, including MWD meetings at \$260.00 (eff. 07/01/19 - 5/13/2023). Up to 10 days of service per month per Ordinance No. 113, plus an additional 10 day of service per month for MWD meetings at \$312.00 (eff. 05/14/23). IEUA pays both primary and alternate for attendance.

SAWPA

Up to 10 days of service per month per Ordinance No. 107 (i.e., \$20.00 – difference between SAWPA (\$240.00 (eff. 2/2022) and Agency meetings \$260.00 (eff. 7/01/19 - 5/13/23). Up to 10 days of service per month per Ordinance No. 113 (i.e., \$62.00 – difference between SAWPA (\$250.00 and Agency meetings \$312.00 (eff. 5/14/23). SAWPA pays both primary and alternate for attendance, including mileage.

DIRECTOR PAYSHEET
IEUA/CBWM/CBWB/CDA
Regional Policy Cte (alternate)
1 of 2

STEVEN J. ELIE
EMPLOYEE NO.: 1175
ACCOUNT NO.: 10200-120100-100000-501010

MAY 2023

DATE	TYPE OF MEETING	ATTENDANCE	TOTAL COMPENSATION
5/2/2023	IEUA - NWRI Officers Committee via zoom	Yes	\$260.00
5/3/2023	IEUA – IEUA Board Workshop (In-Person)	Yes	\$260.00
5/15/2023	IEUA - SCWC Legislative Task Force Meeting via Zoom	Yes	\$312.00
5/17/2023	IEUA - IEUA Board Meeting In-Person	Yes	\$312.00
5/17/2023	IEUA - Meeting with GM Deshmukh, DGM Daisy, AGM Day and M. Hurley (In-Person)	Yes (Staff)	\$0.00
5/22/2023	IEUA - MWD One Water Awards Ceremony (In-Person)	Yes	\$312.00
5/25/2023	CBWM - Chino Basin Watermaster Board Meeting (In-Person)	Yes (decline payment)	\$0.00
5/31/2023	IEUA - Meeting with IEUA staff regarding MVWD Sewer Study via MS Teams	Yes (staff)	\$0.00
5/31/2023	IEUA - Chino Hills State of the City (In-Person)	Yes	\$312.00

TOTAL REIMBURSEMENT \$1,768.00

TOTAL MEETINGS ATTENDED 9

TOTAL MEETINGS PAID 6

Director's Signature



Steven J. Elie, Vice President



Approved by: Shivaji Deshmukh

NOTE:

IEUA

*Up to 10 days of service per month per Ordinance No. 107, including MWD meetings at \$260.00 (eff. 07/01/19 - 5/13/23).
Up to 10 days of service per month per Ordinance No. 113, including MWD meetings at \$312.00 (eff. 05/14/23). IEUA pays both primary and alternate for attendance.*

DIRECTOR PAYSHEET
IEUA/CBWM/CBWB/CDA
Regional Policy Cte (alternate)
2 of 2

CBWM

Up to 10 days of service per month per Ordinance No. 107, including MWD meetings at \$260.00 (eff. 7/01/19 - 5/13/23). IEUA pays both primary and alternate for attendance. (i.e., \$135.00 - difference between Watermaster \$125.00 and Agency meetings \$260.00 (eff. 7/01/19 - 5/13/23). Up to 10 days of service per month per Ordinance No. 113, including MWD meetings at \$312.00 (eff. 5/14/23). IEUA pays both primary and alternate for attendance. (i.e., \$187.00 - difference between Watermaster \$125.00 and Agency meetings \$312.00 (eff. 5/14/2023). China Basin Watermaster does not compensate an alternate Director unless the alternate Director is attending on behalf of an absent primary Director. In accordance to Ordinance No. 98, Section 1, (i) Attendance at any meeting provided for under Sections 1.b,c,e, and f, shall also include payment to both the primary representative and the alternate representative to said body if they both attend said meeting. Record full amount on timesheet for attendance by alternates.

CDA

Up to 10 days of service per month per Ordinance No. 107, (i.e., \$120.00 - difference between CDA (\$150 and Agency meetings \$260.00 (eff. 7/01/19 - 5/13/23), including MWD meetings. Up to 10 days of service per month per Ordinance No. 113, (i.e., \$162.00 - difference between CDA (\$150 and Agency meetings \$312.00) (eff. 5/14/23), including MWD meetings. CDA pays directly to IEUA. Record full amount on timesheet. CDA pays both primary and alternate for attendance.

CBWB

Up to 10 days of service per month per Ordinance No. 107 (i.e., \$160.00 - difference between CBWB (\$100.00 and Agency meetings \$260.00 (eff. 7/01/19 - 5/13/23). Up to 10 days of service per month per Ordinance No. 113, including MWD meetings at \$312.00 (eff. 5/14/23). (i.e., \$212.00 - difference between CBWB \$100.00 and Agency meetings \$312.00, eff. 5/14/23). CBWB pays directly to IEUA. Record full amount on timesheet.

Regional Policy Committee

Up to 10 days of service per month per Ordinance No. 107, including MWD meetings at \$260.00 (eff. 07/01/19 - 5/13/23). Up to 10 days of service per month per Ordinance No. 113, including MWD meetings at \$312.00 (eff. 5/14/23) IEUA pays Regional Policy Committee members (total amount should reflect on timesheet).

***Decline IEUA portion of CBWM**

IEUA DIRECTOR PAYSHEET
IEUA\IERCA\SAWPA
1 of 3

JASMIN A. HALL
EMPLOYEE NO.: 1256
ACCOUNT NO.: 10200-120100-100000-501010

MAY 2023

DATE	TYPE OF MEETING	ATTENDANCE	TOTAL COMPENSATION
5/1/2023	IEUA - IERCA Board Meeting (In-Person)	Yes	\$260.00
5/2/2023	IEUA - CAAWEF Agenda Review Meeting via Zoom	Yes	\$260.00
5/2/2023	IEUA - Meeting w/GM Deshmukh via MS Teams	Yes (staff)	\$0.00
5/2/2023	SAWPA - SAWPA PA24 Committee Meeting (In-Person)	Yes (same day)	\$0.00
5/4/2023	IEUA - SCAG General Assembly and Regional Conference (In-Person)	Yes	\$260.00
5/4/2023	IEUA - CASA ACE Workgroup Meeting via zoom (In Palm Desert)	Yes (same day)	\$0.00
5/5/2023	IEUA - SCAG General Assembly and Regional Conference (In-Person)	Yes	\$260.00
5/9/2023	IEUA - ACWA Spring Conference (In-Person)	Yes	\$260.00
5/9/2023	IEUA - CAAWEF Board Meeting at ACWA via zoom	Yes (same day)	\$0.00
5/10/2023	IEUA - ACWA Spring Conference (In-Person)	Yes	\$260.00
5/11/2023	IEUA - ACWA Spring Conference (In-Person)	Yes	\$260.00
5/15/2023	IEUA - SCWC Legislative Task Force Meeting via zoom	Yes (10 mtgs max)	\$0.00

IEUA DIRECTOR PAYSHEET
IEUA\IERCA\SAWPA
2 of 3

5/16/2023	SAWPA - SAWPA Commission Meeting (In-Person)	Yes (decline payment)	\$0.00
5/17/2023	IEUA - IEUA Board Meeting (In-Person)	Yes	\$312.00
5/18/2023	IEUA - CAAWEF Bylaws Edits Meeting via Zoom	Yes	\$312.00
5/23/2023	IEUA - CASA All Committees and Workgroup Meeting via Zoom	Yes	\$312.00
5/24/2023	IEUA - CASA Board of Directors Meeting via Zoom	Yes (10 mtgs max)	\$0.00
5/24/2023	IEUA - Meeting w/GM Deshmukh via MS Teams	Yes (staff)	\$0.00
5/25/2023	IEUA - CASA ACE Workgroup Meeting via zoom	Yes (10 mtgs max)	\$0.00

TOTAL REIMBURSEMENT \$2,756.00
TOTAL MEETINGS ATTENDED 19
TOTAL MEETINGS PAID 10

Director's Signature



Jasmin A. Hall, Director



Approved by: Shivaji Deshmukh, General Manager

NOTE:

IEUA/IERCA

Up to 10 days of service per month per Ordinance No. 107, including MWD meetings at \$260.00 (eff. 07/01/19 - 5/13/2023). Up to 10 days of service per month per Ordinance No. 113 at \$312.00 (eff. 05/14/23). IEUA pays both primary and alternate for attendance.

IEUA DIRECTOR PAYSHEET
IEUA\IERCA\SAWPA
3 of 3

SAWPA

Up to 10 days of service per month per Ordinance No. 107 (i.e., \$20.00 – difference between SAWPA (\$240.00 (eff. 2/2022) and Agency meetings \$260.00 (eff. 7/01/19 - 5/13/23), including MWD meetings. Up to 10 days of service per month per Ordinance No. 113 (i.e., \$62.00 – difference between SAWPA (\$250.00 and Agency meetings \$312.00 (eff. 5/14/23). SAWPA pays both primary and alternate for attendance, including mileage.

DIRECTOR PAYSHEET
IEUA/IERCA
1 of 1

PAUL HOFER
EMPLOYEE NO.: 1349
ACCOUNT NO.: 10200-120100-100000-501010

MAY 2023

DATE	TYPE OF MEETING	ATTENDANCE	TOTAL COMPENSATION
5/1/2023	IEUA - IERCA Board Meeting (In-Person)	Yes	\$0.00
5/3/2023	IEUA - IEUA Board Workshop (In-Person)	Yes	\$0.00
5/10/2023	IEUA - IEUA Finance & Administration Committee Meeting (In-Person)	Yes	\$0.00
5/15/2023	IEUA - Meeting with GM Deshmukh (In-Person)	Yes	\$0.00
5/17/2023	IEUA - IEUA Board Meeting (In-Person)	Yes	\$0.00
TOTAL REIMBURSEMENT			\$0.00
TOTAL MEETINGS ATTENDED			5
TOTAL MEETINGS PAID			0

NOTE:

IEUA/IERCA

Up to 10 days of service per month per Ordinance No. 107, including MWD meetings at \$260.00 (eff. 07/01/19 - 5/13/2023). Up to 10 days of service per month per Ordinance No. 113 at \$312.00 (eff. 05/14/23). IEUA pays both primary and alternate for attendance.

Director Hofer has waived all stipend payments.

Director's Signature



Paul Hofer, Director



Approved by:

DIRECTOR PAYSHEET
IEUA/Regional Policy Cte
IERCA/CBWM/CDA (alternate)
1 of 3

MARCO TULE
EMPLOYEE NO.: 1520
ACCOUNT NO.: 10200-120100-100000-501010

MAY 2023

DATE	TYPE OF MEETING	ATTENDANCE	TOTAL COMPENSATION
5/3/2023	IEUA - IEUA Board Workshop	Yes	\$260.00
5/4/2023	IEUA - Chino Basin Desalter Authority Board Meeting	Yes (same day)	\$0.00
5/4/2023	IEUA - Regional Sewerage Program Policy Committee Meeting	Yes	\$260.00
5/8/2023	IEUA - Meeting w/City of Ontario Councilmember Dorst-Porada and Ontario Utilities GM Scott Burton (In-Person)	Yes	\$260.00
5/9/2023	IEUA - Meeting w/MVWD President Sandra Rose (In-Person)	Yes	\$260.00
5/10/2023	IEUA - IEUA Finance & Administration Committee Meeting	Yes	\$260.00
5/10/2023	IEUA - RP-5 Tour w/Ontario City Councilmember Valencia, and HCSB Frank Montes	Yes (same day)	\$0.00
5/11/2023	IEUA - RP-5 Tour w/Upland City Councilmember James Breitling	Yes	\$260.00
5/15/2023	IEUA - Montclair City Council Meeting	Yes	\$312.00
5/16/2023	IEUA -Ontario City Council Meeting	Yes	\$312.00
5/17/2023	IEUA - IEUA Board Meeting	Yes	\$312.00
5/22/2023	IEUA - Upland City Council Meeting	Yes	\$312.00
5/23/2023	IEUA - Cucamonga Valley Water District Board Meeting	Yes (10 mtgs max)	\$0.00

DIRECTOR PAYSHEET
IEUA/Regional Policy Cte
IERCA/CBWM/CDA (alternate)
2 of 3

5/23/2023	IEUA - Meeting w/Mayor Velto, CM Blay and GM Deshmukh	Yes (same day)	\$0.00
5/24/2023	IEUA - Chino Hills City Council Meeting	Yes (10 mtgs max)	\$0.00
5/25/2023	IEUA - Meeting with John Bosler & President Reed (CVWD) and Shivaji Deshmukh (In-Person)	Yes (10 mtgs max)	\$0.00

TOTAL REIMBURSEMENT \$2,808.00

TOTAL MEETINGS ATTENDED 16

TOTAL MEETINGS PAID 10

Director's Signature



Marco Tule, President


#1458

Approved by:
Shivaji Deshmukh, General Manager

DIRECTOR PAYSHEET
IEUA/Regional Policy Cte
IERCA/CBWM/CDA (alternate)
3 of 3

NOTE:

IEUA/IERCA

Up to 10 days of service per month per Ordinance No. 107, including MWD meetings at \$260.00 (eff. 07/01/19 - 5/13/2023). Up to 10 days of service per month per Ordinance No. 113, with an additional 10 MWD meetings (for the MWD rep) at \$312.00 (eff. 05/14/23). IEUA pays both primary and alternate for attendance.

Regional Policy Committee

Up to 10 days of service per month per Ordinance No. 107, including MWD meetings at \$260.00 (eff. 07/01/19 - 5/13/23.) IEUA pays Regional Policy Committee members (total amount of \$260.00, should reflect on timesheet). Up to 10 days of service per month per Ordinance No. 113, including MWD meetings at \$312.00 (eff. 05/14/23), (total amount should reflect on timesheet).

CDA

Up to 10 days of service per month per Ordinance No. 107, (i.e., \$120.00 - difference between CDA (\$150 and Agency meetings \$260.00 (eff. 7/01/19 - 5/13/23), including MWD meetings. Up to 10 days of service per month per Ordinance No. 113, including MWD meetings at \$312.00 (eff. 05/14/23). CDA pays directly to IEUA. Record full amount on timesheet. CDA pays both primary and alternate for attendance

CBWM

Up to 10 days of service per month per Ordinance No. 107, including MWD meetings at \$260.00 (eff. 7/01/19 - 5/13/23). IEUA pays both primary and alternate for attendance. (i.e., \$135.00 - difference between Watermaster \$125.00 and Agency meetings \$260.00 (eff. 7/01/19 - 5/13/23). Up to 10 days of service per month per Ordinance No. 113, including MWD meetings at \$312.00 (eff. 05/14/23). Chino Basin Watermaster does not compensate an alternate Director unless the alternate Director is attending on behalf of an absent primary Director. In accordance to Ordinance No. 107, Section 1, (i) Attendance at any meeting provided for under Sections 1.b,c,e, and f, shall also include payment to both the primary representative and the alternate representative to said body if they both attend said meeting. Record full amount on timesheet for attendance by alternates.

Attachment 2F

Payroll-Net Pay-Employees

Non-Board Members	PP 11 Checks	PP 11 EFTs	PP 12 Checks	PP 12 EFTs	PP 13 Checks	PP EFTs	June
NET PAY TO EE	\$0.00	\$917,026.65	\$0.00	\$932,863.28	\$0.00	\$913,933.18	\$2,763,823.11

INLAND EMPIRE UTILITIES AGENCY

Payroll for June 2, 2023

Presented at Board Meeting on August 16, 2023

GROSS PAYROLL COSTS			\$1,639,002.84
DEDUCTIONS			(\$721,976.19)
NET PAYROLL			917,026.65
NET PAYROLL BREAKDOWN	CHECKS	EFT	TOTAL
CHECKS USED			
TRANSACTION PROCESSED	0	408	408
AMOUNT	\$0.00	\$917,026.65	<u>\$917,026.65</u>

INLAND EMPIRE UTILITIES AGENCY

Payroll for June 16, 2023

Presented at Board Meeting on August 16, 2023

GROSS PAYROLL COSTS			\$1,713,348.74
DEDUCTIONS			(\$780,485.46)
NET PAYROLL			932,863.28
NET PAYROLL BREAKDOWN	CHECKS	EFT	TOTAL
CHECKS USED			
TRANSACTION PROCESSED	0	412	412
AMOUNT	\$0.00	\$932,863.28	<u>\$932,863.28</u>

INLAND EMPIRE UTILITIES AGENCY

Payroll for June 30, 2023

Presented at Board Meeting on August 16, 2023

GROSS PAYROLL COSTS			\$1,444,192.28
DEDUCTIONS			(\$530,259.10)
NET PAYROLL			913,933.18
NET PAYROLL BREAKDOWN	CHECKS	EFT	TOTAL
CHECKS USED			
TRANSACTION PROCESSED		411	411
AMOUNT	\$0.00	\$913,933.18	<u>\$913,933.18</u>

Report on General Disbursements

Deborah Berry
Controller
August 2023

Staff's Recommendation

- Approve the total disbursements for the month of June 2023 in the amount of \$33,029,011.66.

The Report on General Disbursements is consistent with ***IEUA's Business Goal under Fiscal Responsibility***, specifically safeguarding the Agency's fiscal health to effectively support short-term and long-term needs, while providing the best value for our customers.

**ACTION
ITEM**

2A

Date: August 16, 2023

To: The Honorable Board of Directors

ADD
From: Shivaji Deshmukh, General Manager

Committee:

Staff Contact: Christiana Daisy, Deputy General Manager

Subject: 1299 Reservoir Paint/Coating Repairs and Upgrades Construction Contract Award

Executive Summary:

A 2021 condition assessment of Inland Empire Utilities Agency's (IEUA) 1299 Recycled Water Storage Reservoir determined that this reservoir would require rehabilitation within two to three years. During the evaluation, the following deficiencies were noted: corrosion at the center support structure, general corrosion on interior roof support members, miscellaneous coating delamination, and moderate corrosion on the interior ladder. Additionally, certain features do not meet current safety codes. This project intends to address the deficiencies, provide a coating system to protect the structures for 20 or more years, and upgrade all safety features to meet current standards.

On May 16, 2023, IEUA issued an invitation for bids to contractors on PlanetBids. On June 29, 2023, IEUA received 10 construction bids. J. Colon Coatings, Inc. was the lowest responsive, responsible bidder, with a total bid price of \$1,352,100. The total bid price is the summation of the base bid and additive bid items. The contract award is for the base bid items only. The engineer's estimate was \$1,879,700.

Staff's Recommendation:

1. Award a construction contract for the 1299 Reservoir Paint/Coating Repairs and Upgrades, Project No. EN23121, to J. Colon Coatings, Inc., in the amount of \$1,256,900; and
2. Authorize the General Manager to execute the construction contract, subject to non-substantive changes.

Budget Impact *Budgeted (Y/N):* Y *Amendment (Y/N):* N *Amount for Requested Approval:*

Account/Project Name:

EN23121/1299 Reservoir Paint/Coating Repairs and Upgrades

Fiscal Impact (explain if not budgeted):

The project has an approved FY 2023/24 budget of \$1,700,500 and an approved total project budget of \$2,000,000 in the Recycled Water (10600) Fund. This action is covered by the approved budget. The funding sources for the project include: recycled water rates and property taxes.

Prior Board Action:

None.

Environmental Determination:**Categorical Exemption**

California Environmental Quality Act (CEQA) identifies certain categories of projects as exempt from more detailed environmental review because these categories have been deemed to have no potential for significant impact on the environment. This project qualifies for a categorical exemption class 1 as defined in Section 15301 of the state CEQA Guidelines.

Business Goal:


The 1299 Reservoir Paint/Coating Repairs and Upgrades Project is consistent with IEUA's Business Goal of Water Reliability, specifically the Recycled Water objective that IEUA will maximize the use of recycled water to enhance regional water reliability.

Attachments:

Attachment 1 - PowerPoint

Attachment 2 - Construction Contract

Attachment 1

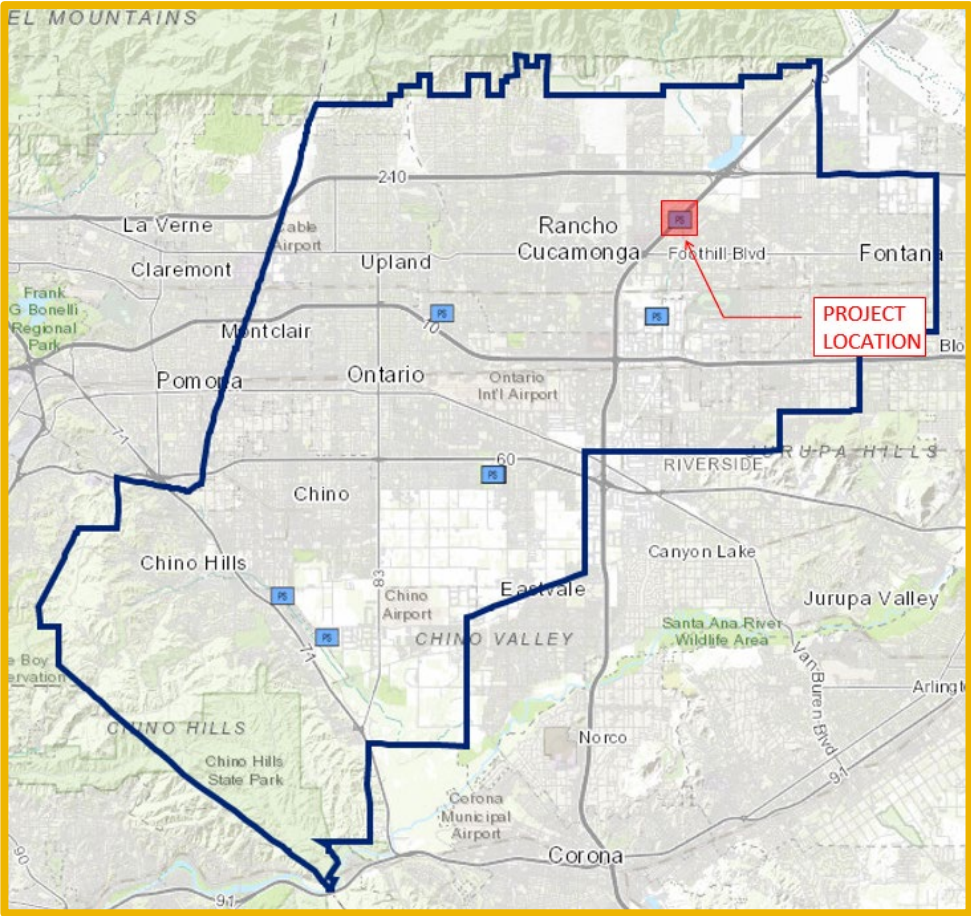


1299 Reservoir Paint/Coating Repairs and Upgrades Construction Contract Award

Project No. EN23121

Sandra Salazar, PE
Senior Associate Engineer - PE
August 2023

Project Location: 1299 Reservoir



Project Background

- Reservoir coating reaching end of life
 - Visible corrosion and delamination
 - 2021 assessment recommended action in the next 2-3 years
- Improvement of safety components



Corrosion on 4' Diameter Center Vent Cover



Cracked Coating Along Rafter



Corrosion on Center Vent Neck

Project Scope of Work

- Interior and exterior coating
 - Interior caulking
 - Re-install existing cathodic projection
- Replacement and modification of miscellaneous structural items
 - Interior and exterior ladders
 - Fall restraint system
 - Center vent
 - Roof downspouts
 - Guardrails
 - Miscellaneous hardware



Exterior Ladder to be Modified



Gusset Plate to be Replaced

Contractor Selection

- PlanetBids Solicitation Posted on May 16, 2023
—44 calendar days (32 working days)
- 10 bids received on June 29, 2023
- J. Colon Coatings, Inc. was the lowest, responsive, responsible bidder

Bidder's Name	Final Bid Amount
J. Colon Coatings, Inc.	\$1,352,100
Industrial Repair Services Inc.	\$1,590,756
Advanced Industrial Services, Inc.	\$1,669,200
Capital Industrial Coatings	\$1,748,560
Unified Field Services Corporation	\$1,814,745
Allied Painting, Inc.	\$1,849,672
Spiess Construction Co., Inc.	\$1,888,975
Paso Robles Tank, Inc.	\$2,035,079
Revolution Industrial	\$2,532,471
AMP United LLC	\$2,620,429
Engineer's Estimate	\$1,879,700

Project Budget and Schedule

Description	Estimated Cost
Design Services	\$60,000
Design Consultant Contract	\$47,000
IEUA Design Services (actuals)	\$13,000
Construction Services	\$188,535
Coating Inspection Services (~10%)	\$125,690
IEUA Construction Services (~5%)	\$62,845
Construction	\$1,382,590
Construction Contract (this action)	\$1,256,900
Contingency (~10%)	\$125,690
Total Project Costs:	\$1,631,125
Total Project Budget:	\$2,000,000

Project Milestone	Date
Construction	
Construction Contract Award	August 2023
Construction Completion	March 2024

Staff's Recommendation

1. Award a construction contract for the 1299 Reservoir Paint/Coating Repairs and Upgrades, Project No. EN23121, to J. Colon Coatings, Inc., in the amount of \$1,256,900; and
2. Authorize the General Manager to execute the construction contract, subject to non-substantive changes.

The 1299 Reservoir Paint/Coating Repairs and Upgrades Project is consistent with ***IEUA's Business Goal of Water Reliability***, specifically the Recycled Water objective that IEUA will maximize the use of recycled water to enhance regional water reliability.

Attachment 2

4600003387

1299 RESERVOIR PAINT/COATING REPAIRS AND UPGRADES CONTRACT

THIS CONTRACT made and entered into this 16 day of August, 2023, by and between J. Colon Coatings, Inc., hereinafter referred to as "CONTRACTOR," and The Inland Empire Utilities Agency, a Municipal Water District, located in San Bernardino County, California, hereinafter referred to as "IEUA".

WITNESSETH:

That for and in consideration of the promises and agreements hereinafter made and exchanged, IEUA and the CONTRACTOR agree as follows:

- A.** CONTRACTOR agrees to perform and complete in a workmanlike manner, all Work required under these Bid Documents FOR **IFB-RW-23-014, Project EN23121, 1299 Reservoir Paint/Coating Repairs And Upgrades**, in accordance with the Bid Documents, and to furnish at their own expense, all labor, materials, equipment, tools, and services necessary, except such materials, equipment, and services as may be stipulated in said Bid Documents to be furnished by IEUA, and to do everything required by this Contract and the said Bid Documents.
- B.** For furnishing all said labor, materials, equipment, tools, and services, furnishing and removing all plant, temporary structures, tools and equipment, and doing everything required by this Contract and said Bid Documents; also for all loss and damage arising out of the nature of the Work aforesaid, or from the action of the elements, or from any unforeseen difficulties which may arise during the prosecution of the Work until its acceptance by IEUA, and for all risks of every description connected with the Work; also for all expenses resulting from the suspension or discontinuance of Work, except as in the said Bid Documents are expressly stipulated to be borne by IEUA; and for completing the Work in accordance with the requirements of said Bid Documents, IEUA will pay and said CONTRACTOR shall receive, in full compensation therefore, the price(s) set forth in this Contract.
- C.** That IEUA will pay the CONTRACTOR progress payments and the final payment, in accordance with the provisions of the Contract Documents, with warrants drawn on the appropriate fund or funds as required, at the prices bid in the Bidding and Contract Requirements, Section C – BID FORMS and accepted by IEUA, and set forth in this below.

Total Bid Price \$1,256,900 Dollars and 00 Cents.

If this is not a lump sum bid and the Contract Price is dependent upon the quantities constructed, IEUA will pay and said CONTRACTOR shall receive, in full compensation for the Work the prices named in the Bidding and Contract Requirements, Section C – BID FORMS.

- D. IEUA hereby employs the CONTRACTOR to perform the Work according to the terms of this Contract for the above-mentioned price(s), and agrees to pay the same at the time, in the manner, and upon the conditions stipulated in the said Bid Documents; and the said parties for themselves, their heirs, executors, administrators, successors, and assigns, do hereby agree to the full performance of the covenants herein contained.
- E. The Notice Inviting Bids, Instructions to Bidders, Bid Forms, Information Required of Bidder, Performance Bond, Payment Bond, Contractor's License Declaration, Specifications, Drawings, all General Conditions, Special Conditions and all Project Requirements, and all Addenda issued by IEUA with respect to the foregoing prior to the opening of bids, are hereby incorporated in and made part of this Contract, as if fully set forth.
- F. The CONTRACTOR agrees to commence Work under this Contract on or before the date to be specified in a written "Notice To Proceed" and to complete said Work to the satisfaction of IEUA **one hundred and eighty (180) calendar days** after Award of the Contract. All Work shall be completed before final payment is made.
- G. Time is of the essence on this Contract.
- H. CONTRACTOR agrees that in case the Work is not completed before or upon the expiration of the Contract Time, damage will be sustained by IEUA, and that it is and will be impracticable to determine the actual damage which IEUA will sustain in the event and by reason of such delay, and it is therefore agreed that the CONTRACTOR shall pay to IEUA the amounts as set forth in General Conditions, Section C – CHANGES TO THE CONTRACT for each day of delay, which shall be the period between the expiration of the Contract Time and the date of final acceptance by IEUA, as liquidated damages and not as a penalty. It is further agreed that the amount stipulated for liquidated damages per day of delay is a reasonable estimate of the damages that would be sustained by IEUA, and the CONTRACTOR agrees to pay such liquidated damages as herein provided. In case the liquidated damages are not paid, the CONTRACTOR agrees that IEUA may deduct the amount thereof from any money due or that may become due to the CONTRACTOR by progress payments or otherwise under the Contract, or if said amount is not sufficient, recover the total amount.
- I. In addition to the liquidated damages, which may be imposed if the

CONTRACTOR fails to complete the Work within the time agreed upon, IEUA may also deduct from any sums due or to become due to the CONTRACTOR, penalties and fines for violations of applicable local, state, and federal law.

- J.** That the CONTRACTOR shall carry Workers' Compensation Insurance and require all subcontractors to carry Workers' Compensation Insurance as required by the California Labor Code.
- K.** That the CONTRACTOR shall have furnished, prior to execution of the Contract, two bonds approved by IEUA, one in the amount of one hundred (100) percent of the Contract Price, to guarantee the faithful performance of the Work, and one in the amount of one hundred (100) percent of the Contract Price to guarantee payment of all claims for labor and materials furnished.
- L.** The CONTRACTOR hereby agrees to protect, defend, indemnify and hold IEUA and its employees, Engineer, agents, officers, directors, servants and volunteers free and harmless from any and all liability, claims, judgments, costs and demands, including demands arising from injuries or death of persons (including employees of IEUA and the CONTRACTOR) and damage to property, arising directly or indirectly out of the obligation herein undertaken or out of the operations conducted by the CONTRACTOR, its employees agents, representatives or subcontractors under or in connection with this Contract to the fullest extent permitted by law.

The CONTRACTOR further agrees to investigate, handle, respond to, provide defense for and defend any such claims, demands or suit at the sole expense of the CONTRACTOR.

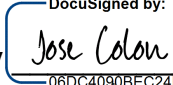
IN WITNESS WHEREOF, The CONTRACTOR and the General Manager of Inland Empire Utilities Agency*, thereunto duly authorized, have caused the names of said parties to be affixed hereto, each in duplicate, the day and year first above written.

- M.** The CONTRACTOR, by signing the contract does swear under penalty of perjury that no more than one final unappeasable finding of contempt of court by a Federal court has been issued against the CONTRACTOR within the immediately preceding two year period because of the CONTRACTOR's failure to comply with an order of a Federal court which orders the CONTRACTOR to comply with an order of the National Labor Relations Board (Public Contract Code 10296).

Inland Empire Utilities Agency*,
San Bernardino County, California.

By _____
Shivaji Deshmukh
General Manager

CONTRACTOR

By  _____
Jose Colon
Jose Colon

Secretary/Treasurer
Title

* *A Municipal Water District*

**ACTION
ITEM**

2B

Date: August 16, 2023

To: The Honorable Board of Directors

SSD
From: Shivaji Deshmukh, General Manager

Committee:

Staff Contact: Christiana Daisy, Deputy General Manager

Subject: Agreement for the Provision of Sewer Service to Speedway SBC Development, LLC

Executive Summary:

On April 14, 2022, the Inland Empire Utilities Agency (IEUA) received a request from the City of Fontana for the approval of a new connection to the San Bernardino Interceptor, a component of the IEUA regional sewer system, to serve the Speedway SBC Development, LLC. The project site is approximately 433 acres of land located in the unincorporated area of the County of San Bernardino, within the sphere of influence of the City of Fontana, and would consist of new industrial and commercial buildings.

The County of San Bernardino Special District will own, operate, and maintain the sewer system that will be installed by the developer; therefore, the City of Fontana new connection point request is pending the formation of the County of San Bernardino Special District or similar entity, and the approval and execution of the Agreement for the Provision of Sewer Service. The Agreement for the Provision of Sewer Service defines roles, terms, and conditions of Speedway SBC Development LLC, City of Fontana, San Bernardino County, and IEUA.

IEUA staff presented the connection request to the Regional Technical Committee.

Staff's Recommendation:

1. Approve the Agreement for the Provision of Sewer Service between Speedway SBC Development, LLC, City of Fontana, San Bernardino County, and IEUA; and
2. Authorize the General Manager to execute the agreement, subject to non-substantive changes.

Budget Impact *Budgeted (Y/N):* N *Amendment (Y/N):* N *Amount for Requested Approval:*

Account/Project Name:

Not Applicable

Fiscal Impact (explain if not budgeted):

Not Applicable

Prior Board Action:

On August 19, 2015, the Board of Directors authorized the General Manager, subject to non-substantial change, to execute agreements with California Steel Industries, Auto Club Speedway, Prologis, City of Fontana and Fontana Water Company to provide wastewater and recycled water services to a portion of the unincorporated area of San Bernardino County.

Environmental Determination:

Not Applicable

Not Applicable

Business Goal:

The Agreement for the Provision of Sewer Service to the Speedway SBC Development, LLC is consistent with IEUA's Business Goal of Environmental Stewardship, specifically the Good Neighbor Policy objective that IEUA will foster positive relationships within the region, and develop and implement projects that minimize impacts to the community and environment.

Attachments:

Attachment 1 - PowerPoint

Attachment 2 - Agreement for the Provision of Sewer Service

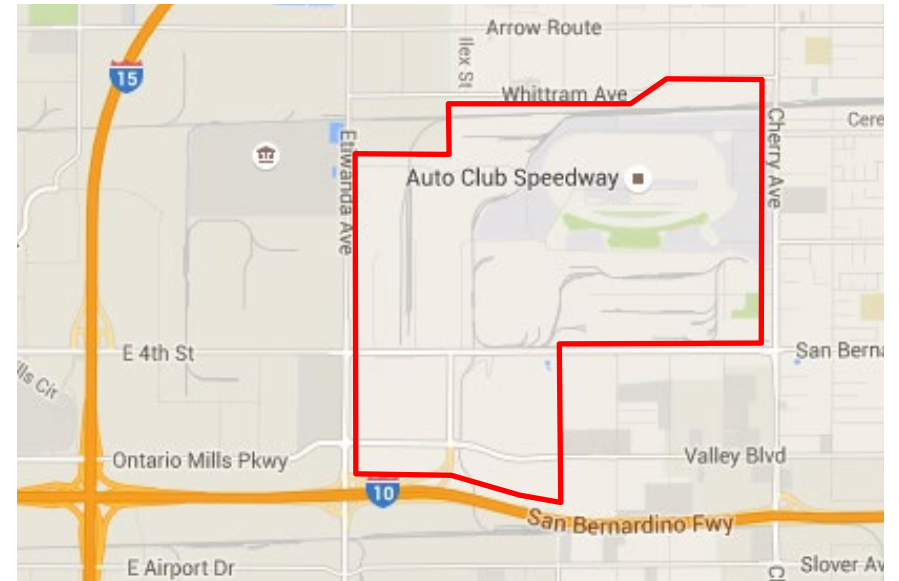
Agreement for the Provision of Sewer Service to Speedway SBC Development, LLC

Pietro Cambiaso
Manager of Compliance and Sustainability
August 16, 2023

IEUA Currently Provides Service to This Portion of County

IEUA provides wastewater services to a portion of the unincorporated area of San Bernardino County consistent with the agreements executed in 2015 with:

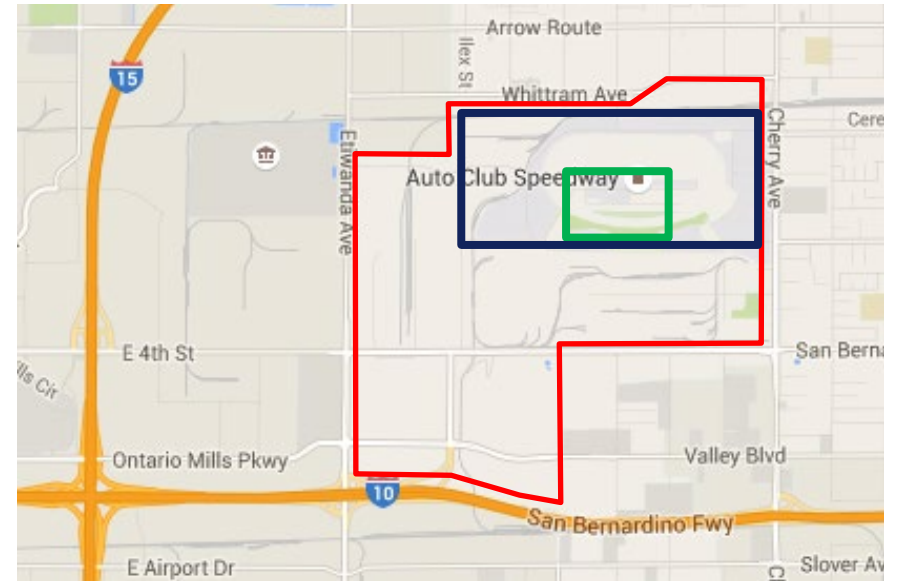
- California Steel Industries
- Auto Club Speedway
- Prologis
- City of Fontana



Proposed Service Would Address Changes to Existing Speedway Development

- Speedway Commerce Center II (433 acres of mixed-use development)
- Next Gen motorsport facility (90 acres of the existing Speedway site)

A new County of San Bernardino Special District will be created to maintain certain facilities within the project area, including the sewer system



Agreement is for Provision of Sewer Service to New Owner

Parties	Responsibilities
Speedway SBC Development, LLC	<ul style="list-style-type: none">• Construct the “Development Sewer System” up to the point of connection to the Regional Sewer System• Pay connection and monthly wastewater user fees
City of Fontana	<ul style="list-style-type: none">• Collect connection and monthly wastewater user fees from Speedway SBC Development, LLC• Remit connection and monthly wastewater user fees to IEUA
County of San Bernardino Special District	<ul style="list-style-type: none">• Own, operate, maintain the “Development Sewer System”<ul style="list-style-type: none">• Report Sanitary Sewer Overflows• Provide growth forecast information• Enforce pretreatment and source control regulations
IEUA	<ul style="list-style-type: none">• Provide sewer and wastewater treatment service

Proposed Timeline

- Regional Technical Committee Meeting (July 2023)
- IEUA Board of Directors (August 2023)
- County of San Bernardino Special District Formation (November 2023)
- Agreement for the Provision of Sewer Service Execution (December 2023)

Staff's Recommendation:

1. Approve the Agreement for the Provision of Sewer Service between Speedway SBC Development, LLC, City of Fontana, San Bernardino County, and IEUA; and
2. Authorize the General Manager to execute the agreement, subject to non-substantive changes.

The Agreement for the Provision of Sewer Service to the Speedway SBC Development, LLC is consistent with **IEUA's Business Goal of Environmental Stewardship**, specifically the Good Neighbor Policy objective that IEUA will foster positive relationships within the region and develop and implement projects that minimize impacts to the community and environment.

AGREEMENT FOR THE PROVISION OF SEWER SERVICE

THIS AGREEMENT FOR THE PROVISION OF SEWER SERVICE ("**Agreement**") is entered into this ____ day of _____, 202__ ("**Effective Date**"), by and between INLAND EMPIRE UTILITIES AGENCY, a municipal water district ("**IEUA**"), SPEEDWAY SBC DEVELOPMENT, LLC, a Delaware limited liability company ("**Hillwood**"), CITY OF FONTANA ("**City**"), and SAN BERNARDINO COUNTY ("**County**").

RECITALS

A. IEUA is a municipal water district organized and existing pursuant to Sections 71000 *et seq.* of the California Water Code and is authorized to provide wastewater treatment and recycled water services to properties in the IEUA service area.

B. The City of Fontana is a general law city located within the San Bernardino County, State of California.

C. Fontana Water Company, a division of San Gabriel Valley Water Company, a California corporation, is a public utility water company subject to regulatory jurisdiction of the California Public Utilities Commission doing business in the San Bernardino County, with its principal place of business being 15966 Arrow Route, Fontana, California, and is authorized to provide public utility water service, including service of recycled water, to its customers, which are located within its service area as authorized and approved by the California Public Utilities Commission.

D. San Bernardino County Department of Public Works – Special Districts, is a Department of San Bernardino County that provides municipal-type services to unincorporated areas of San Bernardino County including, but not limited to, sewer services.

E. California Speedway, LLC, a Delaware limited liability company, successor-in-interest by conversion from California Speedway Corporation, a Delaware corporation, formerly known as The California Speedway Corporation, a Delaware corporation, successor-by-merger to Speedway Development Corporation, a California corporation ("**Speedway**"), IEUA, the City of Fontana, and the Fontana Water Company are parties to that certain Agreement for the Provision of Sewer and Recycled Water Service dated November 24, 2015 (the "**Speedway Agreement**"), pursuant to which, IEUA agreed to provide certain sewer and recycled water services to property owned by Speedway, commonly known as the Auto Club Speedway of Southern California, more particularly described in the Speedway Agreement (the "**Speedway Property**").

F. Hillwood and Speedway are parties to that certain Purchase and Sale Agreement and Joint Escrow Instructions dated June 15, 2021 ("**Purchase Agreement**"), pursuant to which, Speedway has agreed to sell, and Hillwood has agreed to purchase, that certain portion of the Speedway Property more particularly described in Schedule "1" attached hereto (the "**Hillwood Property**").

G. Hillwood desires that, after Hillwood acquires the Hillwood Property, IEUA, through City, continues to provide wastewater services to existing and future systems located on

the Hillwood Property, and IEUA is willing to do the same, all upon the terms and conditions set forth in this Agreement and IEUA's Ordinance No. 111, as amended from time to time.

NOW, THEREFORE, in consideration of the foregoing Recitals, which Recitals are incorporated herein by this reference, and for other good and valuable consideration, the receipt and sufficiency of which are hereby acknowledged, and for the mutual covenants contained herein, the Parties hereby agree as follows:

I. DEFINITIONS

1.1 **"City"** shall mean the City of Fontana.

1.2 **"Community Facilities District"** shall mean a community facilities district formed pursuant to the Mello-Roos Act of 1982, as amended, with boundaries coterminous with the Speedway Property and which is authorized to finance the operation and maintenance of the Hillwood Sewer System and Permanent System.

1.3 **"CSI"** shall mean California Steel Industries.

1.4 **"Hillwood"** shall mean Speedway SBC Development, LLC.

1.5 **"Hillwood Sewer System"** shall mean the sewer system that Hillwood shall construct on the Hillwood Property that shall receive and transmit wastewater to the Permanent System.

1.6 **"IEUA"** shall mean the Inland Empire Utilities Agency, a Municipal Water District.

1.7 **"IEUA Lift Station"** shall mean that lift station facility owned by IEUA located on San Bernardino Avenue and depicted on Exhibit "A" of this Agreement.

1.8 **"NAPA Properties"** shall mean those four properties which are identified by the following San Bernardino County Assessor's Parcel Numbers: 0229-291-39-0-000; 0229-291-34-0-000; 0229-291-40-0000; and 0229-291-31-0000; which are understood to be currently owned by Almeria Holdings, LLC, a California limited liability company ("**Almeria**") (as to the first two parcels), McLeod Properties, Fontana LLC, a California limited liability company ("**McLeod**") (as to the third parcel), and West Valley MRF, LLC, a California limited liability company ("**Burrtec**").

1.9 **"Party"** or **"Parties"** shall mean an entity, individually, or the entities, collectively, that are bound by and have executed this Agreement.

1.10 **"Permanent System"** shall mean that certain gravity sewer pipe for the transmission of wastewater designed, constructed, owned and operated by IEUA as depicted on Exhibit "B" of this Agreement.

1.11 **"Prologis"** shall mean PAC Operating Limited Partnership, a Delaware limited partnership, and CCG Ontario Operations, LLC collectively.

1.12 “**Ordinance No. 111**” shall mean the regulations governing the collection, treatment, and disposal of sewage to the IEUA Regional Sewerage System, as amended from time to time.

1.13 “**Related Contracts**” shall mean the following contracts: (a) this Agreement, (b) the Speedway Agreement, (c) the Agreement for the Provision of Sewer and Recycled Water Service between IEUA, the City, the Water Company (defined below) and CSI dated November 24, 2015, (d) the Agreement for the Provision of Sewer Service between IEUA, the City, and Prologis (defined above) dated November 24, 2015, and (e) the Memorandum of Understanding between the City and IEUA dated November 24, 2015, all of which are for the provision of wastewater services.

1.14 “**Special Districts**” shall mean the San Bernardino County Department of Public Works – Special Districts, a Department of San Bernardino County that provides municipal-type services to unincorporated areas of the County including but not limited to sewer services.

1.15 “**Speedway**” shall mean California Speedway, LLC, a Delaware limited liability company, successor-in-interest by conversion from California Speedway Corporation, a Delaware corporation, formerly known as The California Speedway Corporation, a Delaware corporation, successor-by-merger to Speedway Development Corporation, a California corporation.

1.16 “**Water Company**” shall mean the Fontana Water Company.

1.17 “**Watermaster**” shall mean the Chino Basin Watermaster.

II. WASTEWATER SERVICES

2.1 **Permanent System.** IEUA designed and caused to be constructed the Permanent System as depicted in Exhibit “B” attached hereto. Portions of this Permanent System shall be used by the Hillwood Property as an interim sewer system while the Hillwood Sewer System is being constructed.

2.2 **Hillwood Sewer System.**

- (a) **Construction** - Hillwood shall construct the Hillwood Sewer System located on the Hillwood Property up to the point of connection to the Permanent System depicted on Exhibit “B”.
- (b) **Ownership** - Hillwood and County shall cooperate in the formation of the **Community Facilities District**, or similar district or entity. Once formed, the County or the applicable special district or entity, shall own, operate, and maintain the Hillwood Sewer System, once it is dedicated to and accepted by Special Districts. Dedication and acceptance of the Hillwood Sewer System by Special Districts shall be a condition precedent to connection of the Hillwood Sewer System to the Permanent System.
- (c) **Operations and Maintenance** - From and after dedication of the Hillwood Sewer System by Hillwood to and acceptance by Special Districts, Special

Districts shall operate and maintain the Hillwood Sewer System. The operation and maintenance of the Hillwood Sewer System shall include, but is not limited to the following:

- (i) Ongoing collection system cleaning, inspection, monitoring, compliance, and reporting to ensure proper maintenance, of the Hillwood Sewer System to minimize sanitary sewer overflows. Special Districts shall be fully responsible for managing any sanitary sewer overflows and shall report any sanitary sewer overflows directly to the pertinent regulatory agencies.
 - (ii) In the event of planned expansion of the Hillwood Sewer System, provide City and IEUA with notice and reasonable information for growth forecasting purposes.
- (d) **Pretreatment and Source Control** - Pretreatment and source control equipment and measures to ensure that wastewater discharged to the Permanent System meets the requirements of IEUA's Regional Wastewater Ordinance and the requirements of IEUA's Regional Pretreatment and Source Control program shall be the responsibility of the property owners/business owners within the Hillwood Commerce Center Development. City of Fontana shall not be responsible for assisting Special Districts with enforcement of the local and federal pretreatment and source control regulations. The Special Districts shall have pretreatment and source control program authority for inspections and monitoring over users discharging to the Permanent System. Individual property owners and/or tenants will be subject to all applicable rules and regulations, including those of Special Districts and IEUA for sewer service and must supply information on Special Districts wastewater survey.
- (e) **Waste Regulation** - The Permanent System is to be used for domestic waste water only and Special Districts operating and maintaining the Hillwood Sewer System shall ensure that the wastewater from the Hillwood Sewer System discharging into the Permanent System shall be in compliance with all applicable local, state, and federal laws, ordinances, and regulations, including those contained in the Ordinance No. 111 as set forth in Exhibit "C" attached hereto. IEUA may request additional information from Special Districts at any time to ensure compliance is being met.

2.3 Connection Fees. Hillwood shall be required to pay sewer connection fees ("IEUA Connection Fee(s)") per the requirements set forth by IEUA's ordinances, and any other applicable IEUA governing documents. IEUA Connection Fees shall be collected and remitted to IEUA by City per the procedures set forth in IEUA's ordinances, and any other governing documents. Special Districts shall coordinate and submit any data necessary in order for City to complete fee collection procedures and direct applicants to City for connection fee collection. Hillwood will not request a certificates of occupancy for any building until -confirmation that full IEUA Connection

Fees has been received related to such building by the City. City and IEUA shall be copied on all correspondence regarding IEUA Connection Fees.

Any changes in use or tenant improvement at Hillwood and Speedway that change the quantity and/or quality of wastewater discharged to the Hillwood Sewer System and Permanent System shall require an evaluation by the City and Special Districts to ensure the IEUA Connection Fees and ongoing monthly fees are properly assessed. IEUA may choose to conduct an audit of the IEUA Connection Fee collection procedures from time to time as authorized through IEUA's Ordinance No. 111, as amended from time to time.

2.4 User Fees. Hillwood shall pay monthly wastewater user fees as billed by City in accordance with the rate structure established by City for such services for similarly situated outside of City users. Hillwood shall provide all requested data to City as required to complete the monthly wastewater billing. The current rates are subject to change by action of the City's City Council.

III. TERM

3.1 Term of Agreement. This Agreement shall begin on the date that Hillwood acquires any portion of the Hillwood Property and shall continue for a term of sixty (60) years.

3.2 Termination. This Agreement may be terminated as follows: (a) by Hillwood as related to the services which are the subject of Article II, upon a material breach by IEUA or the County; (b) by IEUA as related to the services which are the subject of Article II, upon a material breach by Hillwood or County; and (c) by the County as related to the services which are the subject of Article II, upon a material breach by IEUA or Hillwood.

A breach of this Agreement shall only be considered a material breach after a Party has delivered to the other Party a Notice of Intent to Declare a Material Breach, and the breaching Party has received a reasonable opportunity to cure the breach (not to exceed sixty (60) days) but has failed or refused to do so within that time.

IV. INSURANCE

4.1 Insurance. Hillwood, City, and IEUA shall each provide insurance so as to provide protection as described in this Agreement. The Parties shall furnish to each other certificates issued by insurance companies reasonably acceptable to one another showing policies carried and the limits of coverage as follows:

- (a) Hillwood, City, and IEUA shall maintain Commercial General Liability Insurance, including but not limited to Products and Completed Operations and Contractual Liability, as applicable to their obligations under this Agreement with limits not less than:
 - (i) Personal Injury - \$1,000,000 per occurrence with an aggregate of \$2,000,000; and

- (ii) Property Damage - \$1,000,000 per occurrence with an aggregate of \$2,000,000.
- (b) Each Party shall maintain Automobile Liability Insurance with limits not less than:
 - (i) Bodily Injury - \$1,000,000 each accident; and
 - (ii) Property Damage - \$1,000,000 each accident.
- (c) Hillwood, City, and IEUA shall maintain Workers' Compensation Insurance for their respective employees to the extent of statutory limits and Occupational Disease and Employer's Liability Insurance for not less than \$1,000,000.

4.2 Certificates of Insurance. Each Party shall provide certificates of insurance to the other during the term of this Agreement certifying that such coverages shall remain in effect for the duration of this Agreement; provided, however, that IEUA shall deliver certificates of insurance to Hillwood during the term of this Agreement with a satisfactory loss payable endorsement naming Hillwood as a loss payee, or in the case of any real property, an additional insured, such endorsements to contain a waiver of warranties. All certificates of insurance shall state that prior to cancellation, non-renewal or any material change, thirty (30) calendar days written notice shall be given to IEUA. Failure of IEUA or Hillwood to enforce the minimum insurance requirements listed above shall not relieve Hillwood or IEUA of responsibility for maintaining these coverages.

4.3 Occurrence Policy. All insurance required hereunder shall provide insurance for occurrences from the Effective Date hereof throughout the later of the expiration or termination hereof.

V. INDEMNITY

5.1 Indemnification by Hillwood. Hillwood shall fully indemnify, save harmless, and defend IEUA, County, the Community Facilities District and any of their officers, directors, employees, contractors, and agents or assignees from and against any and all costs, claims, and expenses incurred by such parties in connection with or arising from any claim by a third-party for physical damage to or physical destruction of property, or death of or bodily injury to any person, but only to the extent caused by the negligence, gross negligence, or willful misconduct of Hillwood or its agents or employees or others under the control of Hillwood in performing any of the conditions and covenants of this Agreement.

VI. GENERAL PROVISIONS

6.1 Amendments. This Agreement may only be amended, modified, changed, or rescinded in a writing signed by each of the Parties hereto.

6.2 Interpretation. The language of this Agreement shall not be construed for or against any Party, as each Party has participated in the drafting of this Agreement and had the opportunity

to have its counsel review it. Whenever the context and construction so requires, all words used in the singular shall be deemed to be used in the plural, all masculine shall include the feminine and neuter, and vice-versa. Unless the context otherwise requires, references herein: (i) to Sections and Exhibits mean the Sections of and the Exhibits attached to this Agreement; and (ii) to an agreement, instrument, or other document means such agreement, instrument, or other document as amended, supplemented, and modified in writing from time to time to the extent permitted by the provisions thereof and by this Agreement.

6.3 Headings. The headings of the Sections hereof are inserted for convenience only and shall not be deemed a part of this Agreement.

6.4 Partial Invalidity. If any one or more of the covenants or agreements provided in this Agreement to be performed should be determined to be invalid or contrary to law, such covenant or agreement shall be deemed and construed to be severable from the remaining covenants and agreements herein contained and shall in no way affect the validity of the remaining provisions of this Agreement.

6.5 Counterparts; Electronic Signatures. This Agreement may be executed in several counterparts, all or any of which shall be regarded for all purposes as one original and shall constitute and be but one and the same instrument. Furthermore, this Agreement may be executed and delivered by facsimile, DocuSign, AdobeSign or other electronic transmission. The Parties intend that faxed or electronic (e.g., .pdf format) signatures constitute original signatures and that a faxed or electronic copy or counterparts of this Agreement containing the signature (original, faxed or electronic) of a party is binding upon that Party. The Parties intend to be bound by such electronic signatures and waive any defenses to the enforcement of the terms of this Agreement based upon the use of such electronic signatures

6.6 Governing Law. This Agreement shall be governed by and construed in accordance with the laws of the State of California.

6.7 Venue. The Parties agree that the venue of any action or claim brought by any party to this Agreement will be the Superior Court of California, San Bernardino County, San Bernardino District.

6.8 Notices. Any notices required or permitted to be given hereunder shall be given in writing and shall be delivered: (a) in person; or (b) by Federal Express or another reputable commercial overnight courier that guarantees next day delivery and provides a receipt; and (c) such notices shall be addressed as follows:

If to IEUA:

Inland Empire Utilities Agency
Attn: General Manager
6075 Kimball Avenue
Chino, CA 91708

If to Hillwood:

Speedway SBC Development, LLC
Attn: Scott Morse
901 Via Piemonte, Suite 175
Ontario, CA 91764

With a copy to:

Speedway SBC Development, LLC
Attn: Scott Norman
3000 Turtle Creek Boulevard
Dallas, TX 75219

If to City:

City of Fontana
Attention: City Manager
8353 Sierra Ave.
Fontana, CA 92335

If to County:

San Bernardino County Department of Public Works – Special Districts
Attention: Director
222 West Hospitality Lane, Second Floor
San Bernardino, CA 92415

6.9 Merger of Prior Agreements. This Agreement and the Exhibits hereto constitute the entire agreement between the Parties and supersede all prior agreements and understandings between the Parties relating to the subject matter hereof.

6.10 Attorney's Fees. If any legal action is instituted to enforce any Party's rights hereunder, each party shall bear its own costs and attorney fees, regardless of who is the prevailing Party. This paragraph shall not apply to those costs and attorney fees directly arising from a third-Party legal action against a party hereto and payable under Indemnification and Insurance Requirements, set forth in Section IV and V above.

6.11 Cooperation. The Parties acknowledge that they are entering into a long-term arrangement in which the cooperation of all of them shall be required, including the execution of necessary documents. The Parties agree to cooperate in good faith with each other in the development, construction, ownership, operation, and maintenance of the facilities that are described in this Agreement. Provided, however, that this Section 6.11 is not intended to impose

any substantive obligations or cost on either Party beyond those expressly included in this Agreement.

6.12 Independent Contractors. The Parties agree that they are independent contractors and shall be at all times solely responsible for themselves, as well as their respective officers, directors, members, partners, employees, agents, and contractors as to workmanship, accidents, injuries, wages, supervision, and control. This Agreement may not be altered in any manner, such as course of conduct or practice, so as to change the relationship or responsibilities of the Parties as independent contractors.

6.13 Third-Party Beneficiaries. This Agreement is for the sole benefit of the Parties hereto, and nothing in this Agreement or any action taken hereunder shall be construed to create any duty, liability, or standard of care to any person not a Party to this Agreement. Except as specifically otherwise provided herein, no person shall have any rights or interest, direct or indirect, in this Agreement.

6.14 Recitals. The recitals set forth above are true and correct and incorporated herein by this reference.

6.15 Savings Clause. Each term and condition of this Agreement is deemed to have independent effect and the invalidity of any partial or whole paragraph shall not invalidate the remaining paragraphs. The obligation to perform all of the terms and conditions of this Agreement shall remain in effect regardless of the performance of any invalid term by the other Party.

The effective date of this Agreement is the date of execution by the last Party to sign (the “**Effective Date**”), which shall be entered into the preamble above.

“IEUA”

INLAND EMPIRE UTILITIES AGENCY,
a California Municipal Water District

By: _____
Name: _____
Its: Chief Executive Officer

“Approved as to Form”

Jean Cihigoyenette, Esq.
General Counsel

“Hillwood”

SPEEDWAY SBC DEVELOPMENT, LLC,
a Delaware limited liability company

By: _____
Name: Scott Morse
Its: Vice President

“City”

CITY OF FONTANA

By: _____
Name: _____
Its: _____

“Approved as to Form”

Print Name: _____
Attorney for City of Fontana

“County”

San Bernardino County

By: _____
Name: _____
Its: _____

“Approved as to Form”

Print Name: _____
County Counsel

**ACTION
ITEM**

2C

Date: August 16, 2023

To: The Honorable Board of Directors

SDD
From: Shivaji Deshmukh, General Manager

Committee:

Executive Contact: Denise Garzaro, Board Secretary/Office Manager

Subject: Association of California Water Agencies Region 9 Board Election for 2024/25 Term

Executive Summary:

On July 17, 2023, the Agency received the Association of California Water Agencies (ACWA) ballot for Region 9 Board Election for the 2024/25 Term. The 2024/25 ACWA Region 9 President, Vice Chair and Board members will represent the issues, concerns and needs of the region and serve the members of Region 9. The Nominating Committee's recommended slate is:

CHAIR:

G. Patrick O' Dowd, Executive Director, Salton Sea Authority (Arid)

VICE CHAIR:

Carol Lee Gonzales-Brady, Vice President, Rancho California Water District (Western)

BOARD MEMBERS:

Brenda Dennstedt, Board Member, Western Municipal Water District (Western)

Gina Dockstader, Director, Imperial Irrigation District (Arid)

James Morales Jr., Vice Chairman, East Valley Water District (Western)

Paul Ortega, President of the Board of Directors, Desert Water Agency (Arid)

Harvey Ryan, Board Member, Elsinore Valley Municipal Water District (Western)

Staff's Recommendation:

Determine the Agency's vote for the Association of California Water Agencies Region 9 Board election for the 2024/25 term by:

1. Casting a vote for the slate of candidates recommended by the Region 9 Nominating Committee; or
2. Voting for individual Region 9 Board members.

Budget Impact *Budgeted (Y/N): Y Amendment (Y/N): Y Amount for Requested Approval:*

Account/Project Name:

Fiscal Impact (explain if not budgeted):

Prior Board Action:

Environmental Determination:

Not Applicable

Business Goal:

Attachments:

Attachment 1 - Region 9 Board Ballot

OFFICIAL REGION 9 Board Ballot

2024-2025 TERM



**Please return completed ballot
by Sept. 15, 2023**

E-mail: regionelections@acwa.com

Mail: ACWA
980 9th Street, Suite 1000
Sacramento, CA 95814

General Voting Instructions:

1 You may either vote for the slate recommended by the Region 9 Nominating Committee or vote for individual region board members (please note rules & regulations for specific qualifications). Mark the appropriate box to indicate your decision.

2 Complete your agency information. The authorized representative is determined by your agency in accordance with your agency's policies and procedures.

Region 9 Rules & Regulations:

Region 9 Rules & Regulations: The chair and vice chair shall be elected, one from each area, and the positions shall be rotated between the Western and Arid areas of Region 9. For the 2024-2025 term, the chair shall be from the Arid area.

Submitted board candidate bios and headshots are available on www.acwa.com/elections/2023-region-elections/.

CLEAR FORM

1

Nominating Committee's Recommended Slate

☐ I concur with the Region 9 Nominating Committee's recommended slate below.

CHAIR:

- **G. Patrick O'Dowd**, Executive Director, Salton Sea Authority (Arid)

VICE CHAIR:

- **Carol Lee Gonzales-Brady**, Vice President, Rancho California Water District (Western)

BOARD MEMBERS:

- **Brenda Dennstedt**, Board Member, Western Municipal Water District (Western)
- **Gina Dockstader**, Director, Imperial Irrigation District (Arid)
- **James Morales Jr.**, Vice Chairman, East Valley Water District (Western)
- **Paul Ortega**, President of the Board of Directors, Desert Water Agency (Arid)
- **Harvey Ryan**, Board Member, Elsinore Valley Municipal Water District (Western)

OR

Individual Board Candidate Nominations

(See Rules & Regulations before selecting)

☐ I do not concur with the Region 9 Nominating Committee's recommended slate. I will vote for individual candidates below as indicated.

CANDIDATES FOR CHAIR: (CHOOSE ONE)

- ☐ **G. Patrick O'Dowd**, Executive Director, Salton Sea Authority (Arid)

CANDIDATES FOR VICE CHAIR: (CHOOSE ONE)

- ☐ **Carol Lee Gonzales-Brady**, Vice President, Rancho California Water District (Western)

CANDIDATES FOR BOARD MEMBERS: (MAX OF 5 CHOICES)

- ☐ **Amber Duff**, Director, Mission Springs Water District (Arid)
- ☐ **Chander Letulle**, Director, San Geronio Pass Water Agency (Arid)
- ☐ **David E. Raley**, Director, San Bernardino Valley Water Conservation District (Western)
- ☐ **G. Patrick O'Dowd**, Executive Director, Salton Sea Authority (Arid)
- ☐ **Carol Lee Gonzales-Brady**, Vice President, Rancho California Water District (Western)
- ☐ **Brenda Dennstedt**, Board Member, Western Municipal Water District (Western)
- ☐ **Gina Dockstader**, Director, Imperial Irrigation District (Arid)
- ☐ **James Morales Jr.**, Vice Chairman, East Valley Water District (Western)
- ☐ **Paul Ortega**, President of the Board of Directors, Desert Water Agency (Arid)
- ☐ **Harvey Ryan**, Board Member, Elsinore Valley Municipal Water District (Western)

2

AGENCY NAME

AUTHORIZED REPRESENTATIVE

DATE

**ACTION
ITEM**

2D

Date: August 16, 2023

To: The Honorable Board of Directors

SD
From: Shivaji Deshmukh, General Manager

Committee:

Executive Contact: Denise Garzaro, Board Secretary/Office Manager

Subject: Association of California Water Agencies Board Officers' Election for 2024/25 Term

Executive Summary:

On July 17, 2023, the Agency received the Association of California Water Agencies (ACWA) ballot for Board Election for ACWA President and Vice President for the 2024/25 Term. The sole candidate for ACWA President is Cathy Green. The candidates for Vice President are Ernesto "Ernie" A. Avila and Michael Saunders. The deadline for voting is September 15.

Staff's Recommendation:

Determine the Agency's vote for the Association of California Water Agencies Board election for the 2024/25 term by selecting a candidate for President and Vice President.

Budget Impact *Budgeted (Y/N): Y Amendment (Y/N): Y Amount for Requested Approval:*

Account/Project Name:

Fiscal Impact (explain if not budgeted):

Prior Board Action:

On May 17, 2023, the Board adopted a Resolution in support of the nomination of Cathy Green as a candidate for the position of ACWA President.

Environmental Determination:

Not Applicable

Business Goal:

Attachments:

Attachment 1 - ACWA Board Officers' Election for President & Vice President ballot

[Home](#)[How It Works](#)[Logout Shivaji Deshmukh](#)

ACWA Board Officers' Election for President & Vice President

Both questions below are optional.

Please vote for only **one** candidate for each seat.

To write-in the name of an eligible qualified candidate, select Write-in and then type the name. Write-in candidates must be an elected or appointed director of an ACWA member agency and must submit a nominating/support resolution from their member agency's board no later than September 15.

Deadline to submit ballots is 5 p.m. on September 15.

ACWA President

☐

Cathy Green (Election Committee's preferred candidate) [\[view details\]](#)

☐

Write-in:

ACWA Vice President

☐

Ernesto "Ernie" A. Avila (Election Committee's preferred candidate) [\[hide details\]](#)

I want to be the next Vice-President of the Association of California Water Agencies (ACWA) because I want ACWA to continue to be the nexus of knowledge and leadership in water for California. We are emerging from a multi-year drought, and I will put my energy into strategies to keep water in the public eye with ACWA as the trusted sources for information and innovation. A priority for me is to ensure that ACWA continues to equip member agencies with information and resources necessary to support their water supply reliability efforts, implement infrastructure and watershed improvements, and address the challenges associated with climate change.



I have 40 years of experience with California water as a Civil Engineer, General Manager, Executive Director of three water coalitions involving over 50 water agencies, and I currently serve as CCWD Board President. I have led or supported over \$5 Billion in California water infrastructure serving over 5 million citizens and many industries today.

I have supported ACWA for 20 years including serving on the Board of Directors, the Executive Committee, the Region 5 Board, the Federal Affairs Committee, the ACWA Foundation Steering Committee and Chair of the Local Government Committee.

This year, we have gone from extreme drought conditions to concerns about flooding in months. ACWA has been leading the discussions for water supply reliability, investments in infrastructure, including above- and below-ground storage, and it is now crucial to progress beyond conversations to action. I want to work with all ACWA members to find strategies to advance projects and I will work with ACWA members to keep our seat at the table to affirm the state's commitment to help fund and facilitate these critical investments.

I would be honored to represent our members as the next Vice-President of ACWA. Learn more at: ccwater.com/AvilaForACWAVP.



Michael Saunders [\[hide details\]](#)

I have been working with water issues as an elected; with MSRs as a County LAFCO commissioner; through my work with the CABY Integrated Regional Water Management Group; my work in the water use efficiency workgroups with the Department of Water Resources; and as an Executive Board member of the Regional Water Authority. I have been active in ACWA since I became an elected official in 2018, each year increasing my level of participation and leadership,



from conferences to workgroups to symposiums. I was a member of the Diversity, Equity, and Inclusion Workgroup which helped form the new ACWA Foundation. I am currently a member of the Headwaters Workgroup, Water Use Efficiency Workgroup, State Infrastructure Workgroup, and the Membership Committee. I also participate in the State Legislative Committee. I am on the ACWA Region 3 Board and have worked on a regional forum and event and on our regional issues dealing with guidelines and legislation.

The qualities I can bring to the office is my understanding of the water issues from our Region and the State along with my working relationship with our Board members, Regional members, ACWA members, ACWA staff, elected officials, and District Staff. Coming from a small agency, the input from our members is vital and important to bring each Agency's issues, strategies, and suggestions to the table and make every agency feel valued. I will continue to be a strong legislative advocate, continue to build on our outreach, and rely and utilize the expertise and talents of our members and ACWA staff. I am enthusiastic and committed to the work of ACWA and hope to bring my excitement to our members and continue to push for the growth and success of ACWA.

I would be honored to have your vote.

☐

Write-in:

Continue

Cancel

This is the online voting system of [Association of California Water Agencies](#). Powered by [Simply Voting](#).

**INFORMATION
ITEM**

3A



Laboratory Semi-Annual Update





Sushmitha Reddy
Manager of Laboratories
August 16, 2023

Regulatory Compliance is Not Extent of Lab's Mission

Lab is a seven day a week operation

Mission has multiple elements

- Regulatory
 - Permit compliance
- Optimization/Source Control
 - Support Source Control/Collections/Operations
- Design
 - Support Planning and Engineering
- R&D
 - Support Compliance/Operations/Maintenance/Engineering/Planning/Collections/Asset Management



Breadth of Lab's Activities Sets Us Apart

IEUA's lab is:

- Environmental Laboratory Accreditation Program (ELAP) certified
 - Allows better control of sampling/testing capacity, turnaround time, and data quality
- One of the few public labs in California with capabilities for:
 - Drinking & wastewater and solids testing
 - Inorganic, organic and biological testing
 - Nitrate and Perchlorate
 - PFAS and 1,2,3 TCP
 - Toxicity (Bioassay)
 - Coliform
- One of four public California labs accredited for PFAS testing
 - Sole public lab approved for all three CA approved PFAS methods (EPA 537.1 and 533 for drinking water and DoD for Wastewater)


Lab Continues to Support Internal and External Projects

External

- SoCal Coastal Water Research Project to expand toxicity testing methodology

Internal Special Studies

- Effluent analysis from RP-1, RP-4 and Rialto Wastewater Treatment Plant
 - Input to the design of the Advanced Water Treatment Facility
- 1,2,3 Trichloropropane investigation to (1) evaluate testing methodology and (2) source of contamination
- Influent surfactant testing to identify source(s) of foaming at CCWRF
- Solids testing for volatile acids to evaluate and maintain optimum digester health



Laboratory Expanded Support for Permit Compliance in 2023

Additional monitoring site at RP-1

Perform in-house PFAS and 1,2,3 TCP testing

- PFAS - weekly recycled water sites (001B & RP-1/RP-4) & quarterly plant influents and effluents
- 1,2,3 TCP – monthly for effluents

Implemented new requirements for toxicity testing

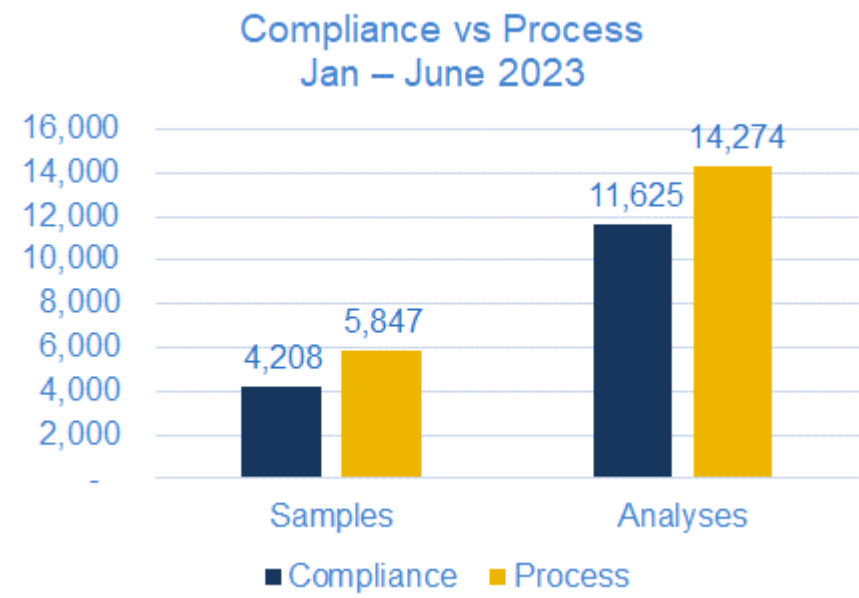
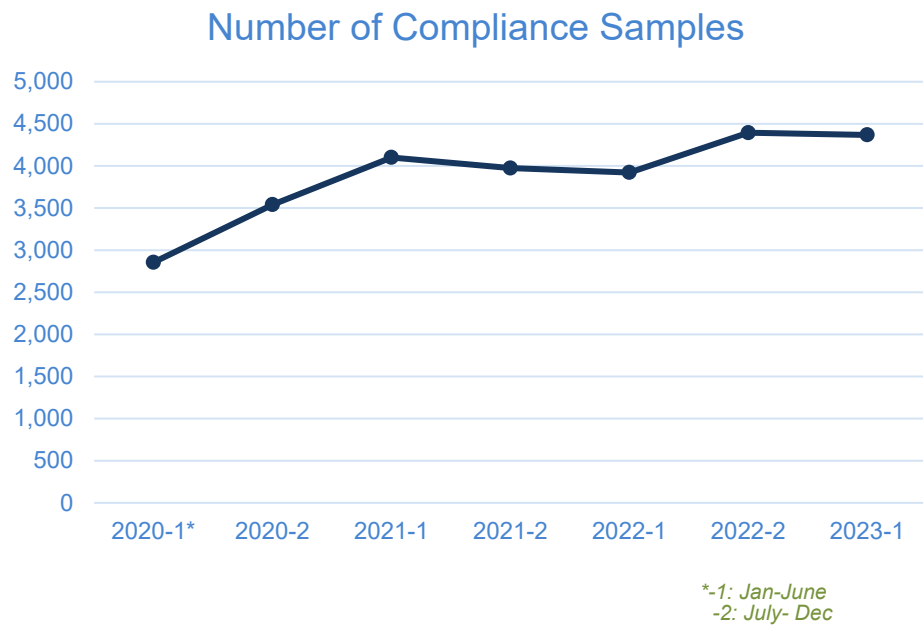
- Alternate method: Test of Significant Toxicity (TST)
- Sampling by 15th of each month



Support for In-house Compliance Testing Increased Since 2020

Regulations and Additional Scope of testing – drivers for increase

- PFAS
- 1,2,3 TCP
- Disinfection byproducts (chlorate, chlorite, bromate) by EPA 300 and 300.1



IEUA Laboratory Performance on Target Key Performance Indicators - 2023

Performance Indicator		Goal	Actual
Sample Turnaround Time	Compliance	18 days	15 days
	Process Control	1 day	1 day
Meet sample holding times		99%	>99%
Quality Control Failures		<1%	<1%
ELAP Performance Evaluation sample repeats*		0	3
Loss time accidents		0	1

*Annual: Estimated time of completion October 2023
Pending Bioassay (toxicity)

Regulatory Changes Heighten Compliance Monitoring Concerns

Accreditation standard reduced the number of public and commercial labs

- 25% reduction since 2020
- Anticipate further reduction before January 1, 2024

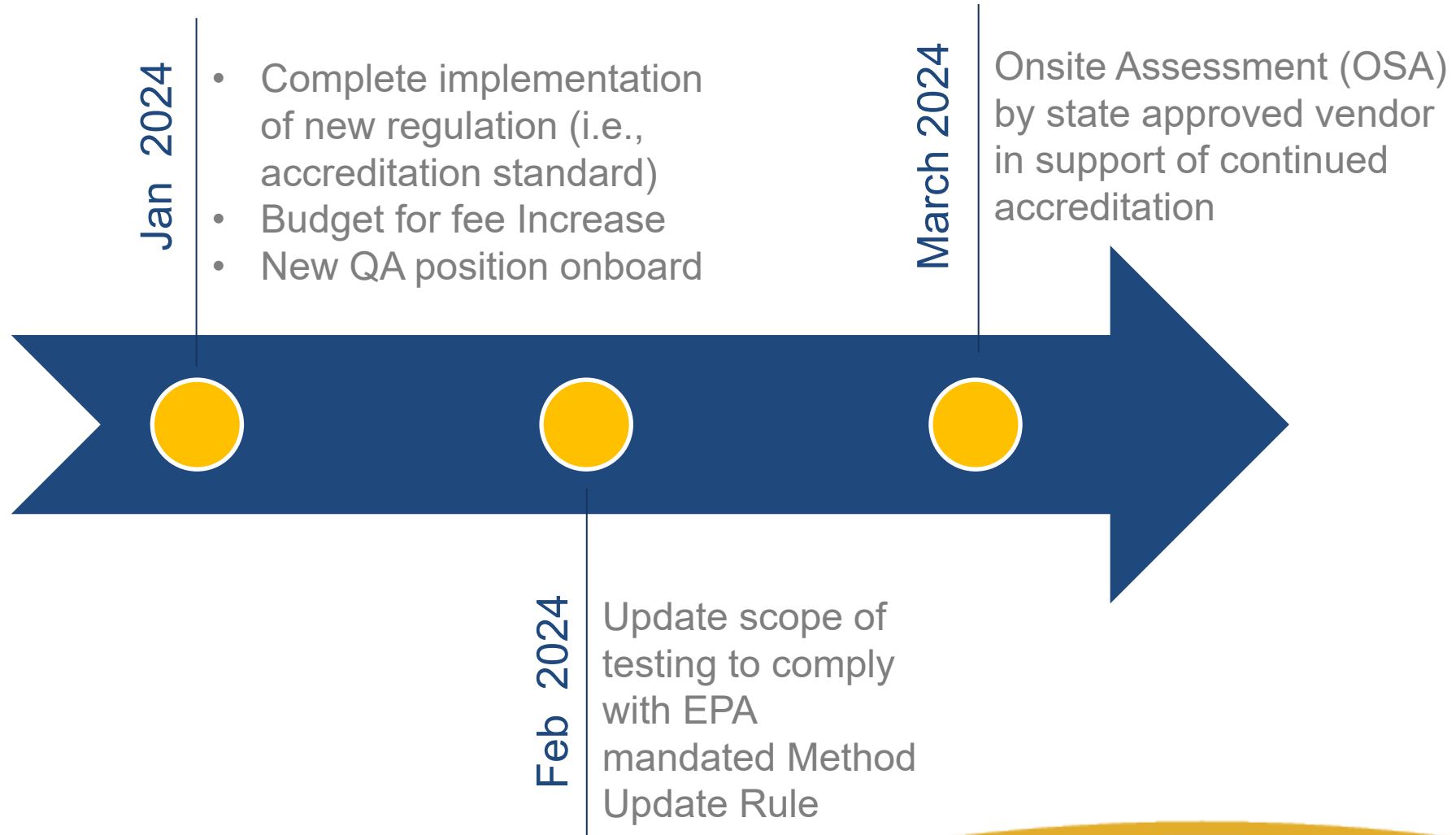
Fewer labs supporting the state accreditation program resulting in higher accreditation fees, 30% proposed increase for 2023-2024

IEUA relies on commercial labs for back-up support, concerns with outside testing are:

- Limited capacity and longer turnaround time
- Reduced data accuracy
- Higher costs for testing and supplies

IEUA to implement master service agreement to expand our options for back-up support in emergencies

Laboratory Preparing for Regulatory Challenges



Staff Continues Engagement with Community and Industry Leaders

Local Community


- Staff actively engages with students and visitors on tours
- Presence at career days at schools and universities
- Support science fair projects for local high schools

Professional Engagement

- Support several professional workgroups/subcommittees (e.g., CWEA, CASA, SCAP)
 - Evaluate testing criteria for analyst certifications
 - Determine technical and regulatory training needs
 - Restructure laboratory fees to avoid yearly increases
- Serve as panelists for recruitments at other municipalities


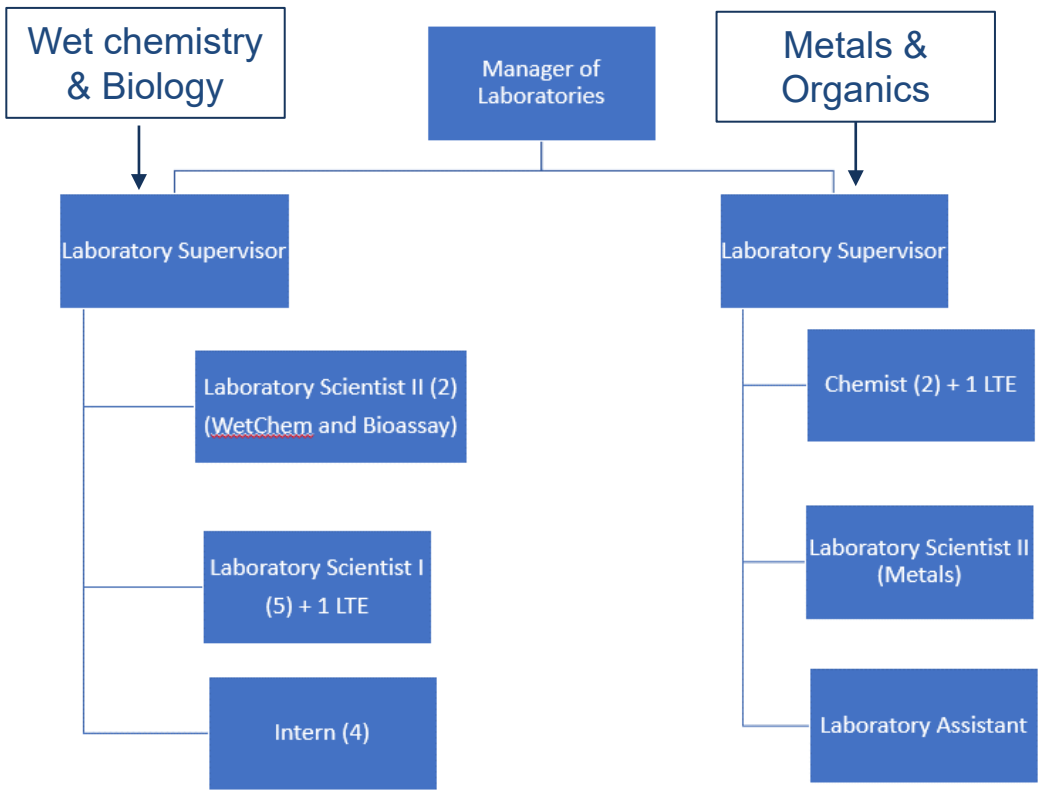
Industry Recognition

- Crystal Crucible Award – Supriti Shresta





Staff Contributing to Laboratory Successes



**INFORMATION
ITEM**

3B



Inland Empire Utilities Agency

Investment Performance Review For the Quarter Ended June 30, 2023

Client Management Team

Sarah Meacham, Managing Director
Joseph Creason, CFA, Senior Portfolio Manager, Director
Richard Babbe, CCM, Senior Managing Consultant
Rachael Miller, Client Consultant

PFM Asset Management LLC

633 W 5th St., 25th Floor
Los Angeles, CA 90071
213-415-1699

213 Market Street
Harrisburg, PA 17101-2141
717-232-2723

NOT FDIC INSURED : NO BANK GUARANTEE : MAY LOSE VALUE

For Institutional Investor or Investment Professional Use Only - This material is not for inspection by, distribution to, or quotation to the general public

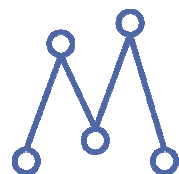
Current Market Themes



- ▶ The U.S. economy is characterized by:
 - ▶ Headline inflation numbers trending lower, but the Fed's current focus, "supercore inflation," is showing little sign of slowing
 - ▶ A labor market that has proven to be exceptionally strong
 - ▶ A more optimistic sentiment around economic growth due to resilient consumer spending



- ▶ Fed temporarily pauses rate hikes
 - ▶ The most aggressive series of interest rate hikes in recent history has come to a temporary pause in June
 - ▶ The Fed's most recent dot plot shows the potential for two additional rate hikes by the end of the year
 - ▶ Rates have moved up due to the Fed's rate trajectory shifting higher, the economy remaining stronger than expected, persistent inflation, and the market's "higher-for-longer" mindset

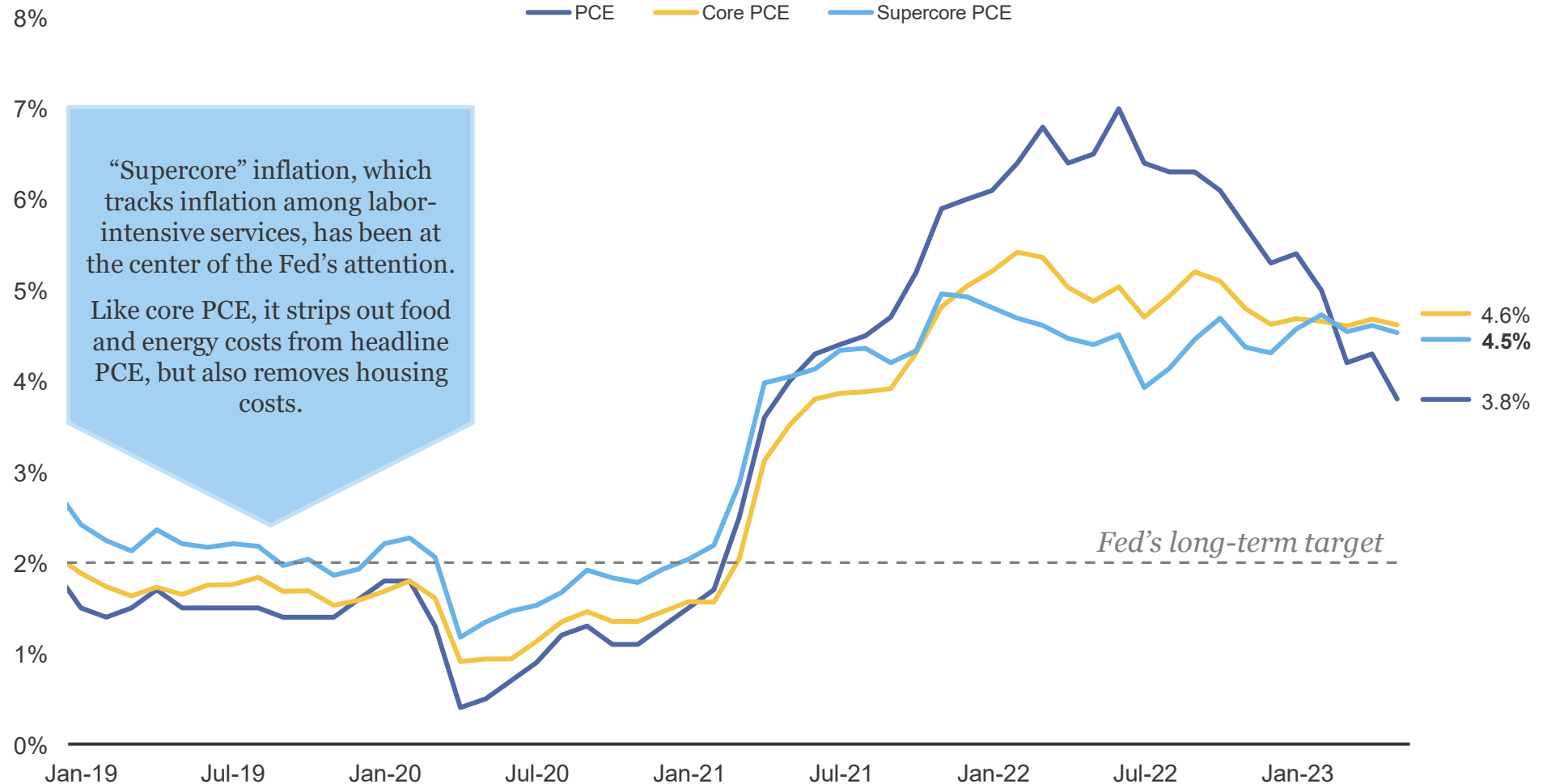


- ▶ Bond markets see continued volatility
 - ▶ The debt ceiling saga incited a separate spate of market volatility due to concern about a potential U.S. default
 - ▶ After plummeting at the end of Q1 due to volatility in the banking sector, short and medium-term yields steadily climbed throughout the quarter, with the 2-year rising over 100 basis points
 - ▶ The curve inversion fell dramatically at the start of Q2, but moved toward historic levels in June

Inflation Measures Remain Above Fed's Target

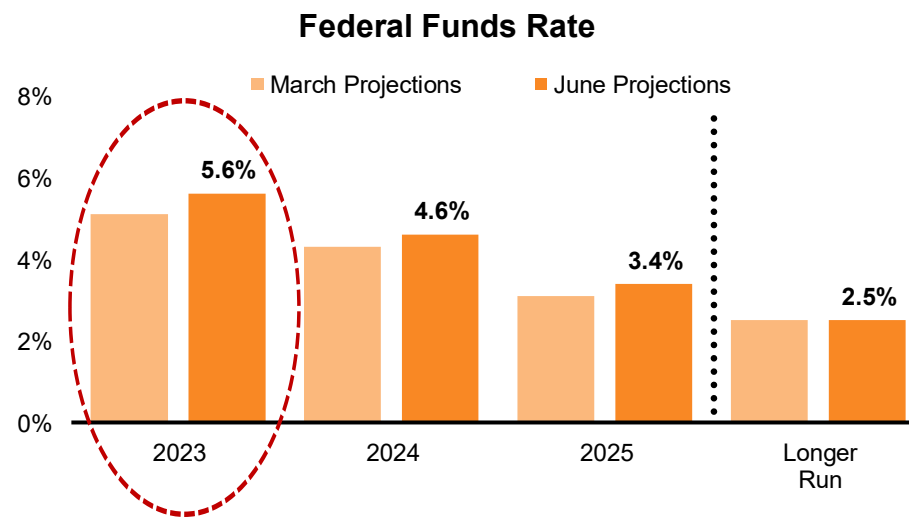
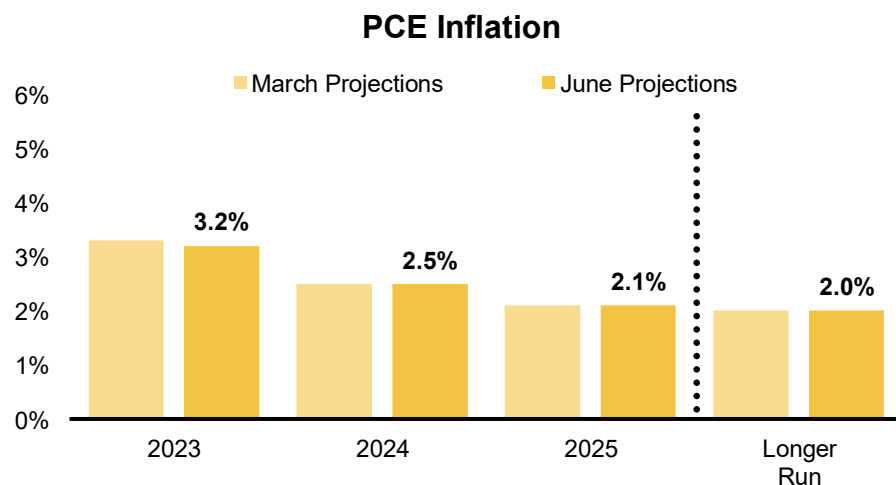
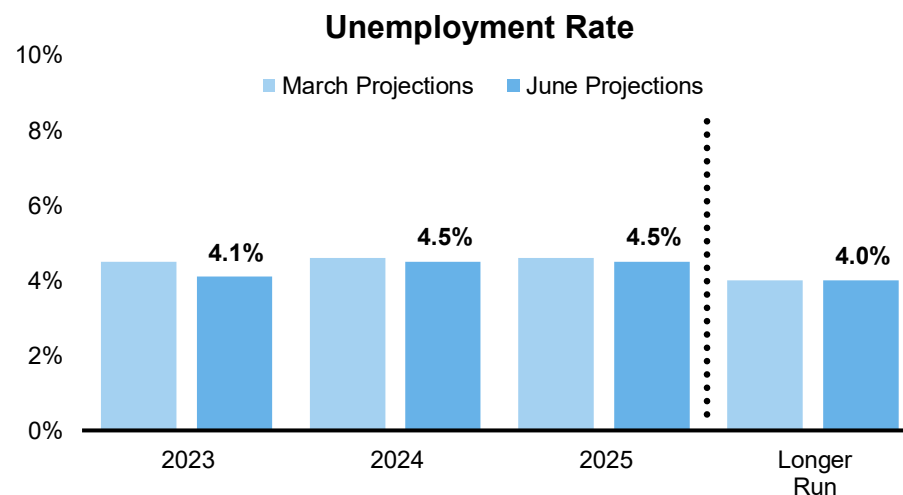
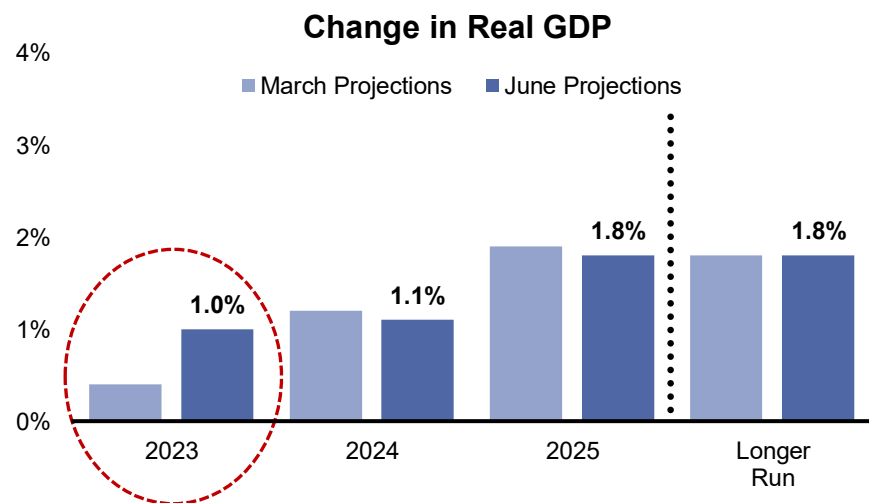
The Fed's Key Inflation Rate

Personal Consumption Expenditure Price Index, Year-over-year



Source: Federal Reserve, Bloomberg, Bureau of Economic Analysis as of May 2023.

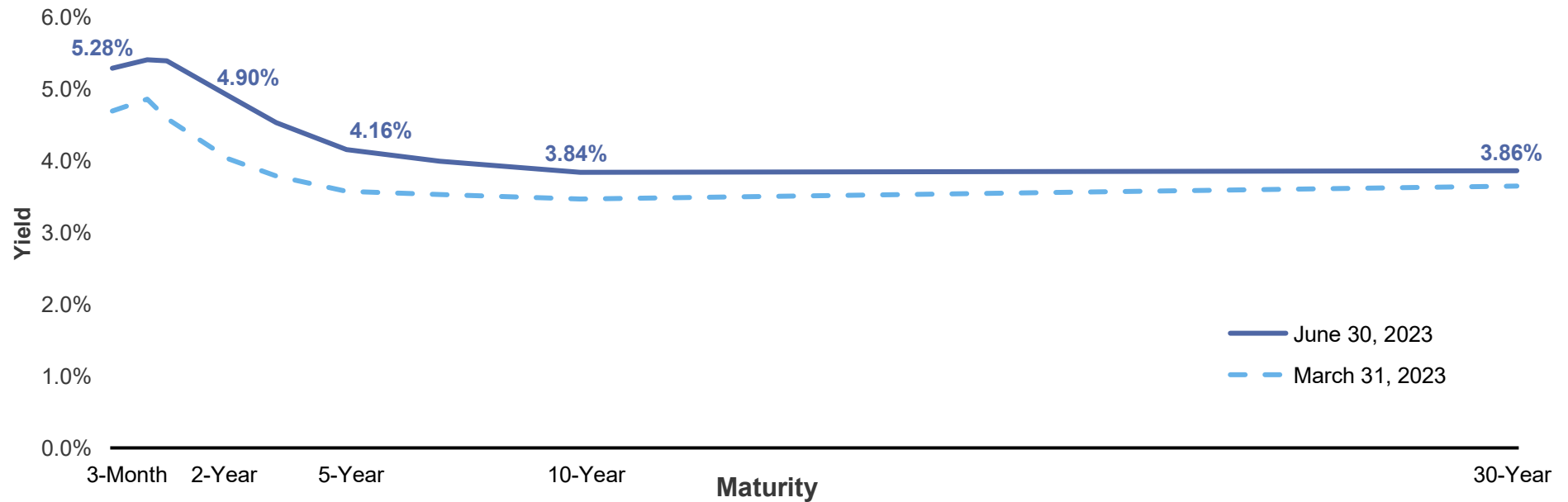
Fed's Updated June Projections Reflect Stronger Economic Expectations for 2023



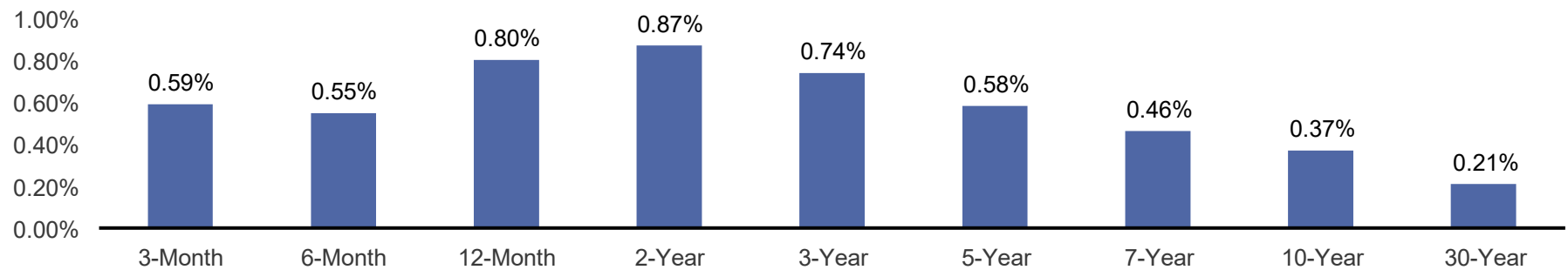
Source: Federal Reserve, latest economic projections as of June 2023.

Interest Rates Rise as “Higher-for-Longer” Mantra Sets In

U.S. Treasury Yield Curve



Yield Changes by Maturity from March 31 – June 30, 2023



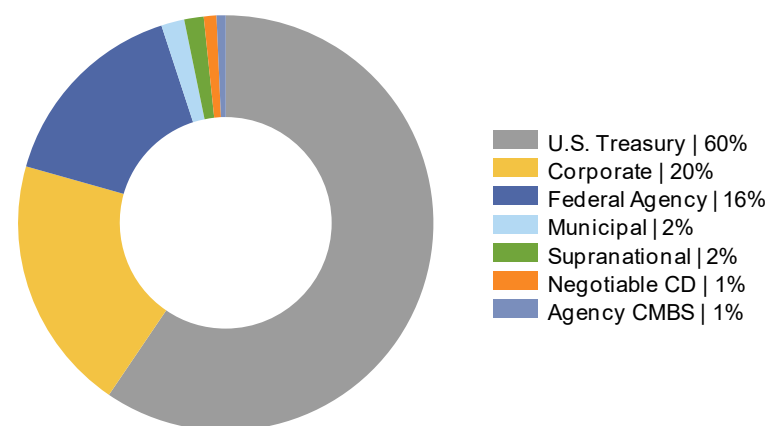
Source: Bloomberg, as of 06/30/2023.

Portfolio Snapshot¹

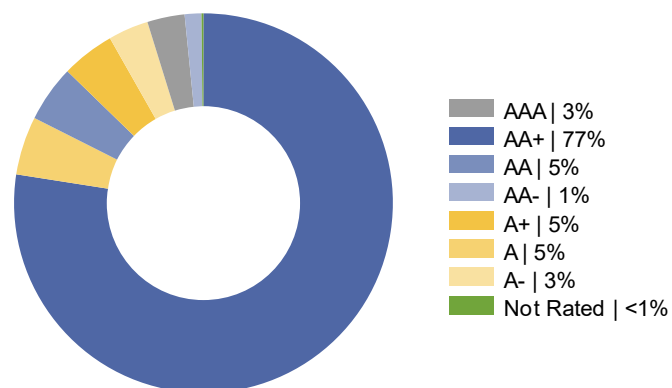
Portfolio Statistics

Total Market Value	\$109,399,756.15
Securities Sub-Total	\$108,900,383.78
Accrued Interest	\$499,372.37
Cash	\$0.00
Portfolio Effective Duration	2.44 years
Benchmark Effective Duration	2.50 years
Yield At Cost	1.99%
Yield At Market	4.74%
Portfolio Credit Quality	AA

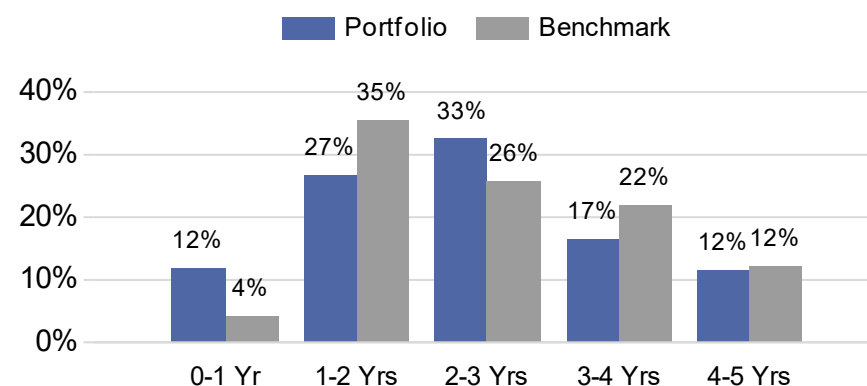
Sector Allocation



Credit Quality - S&P

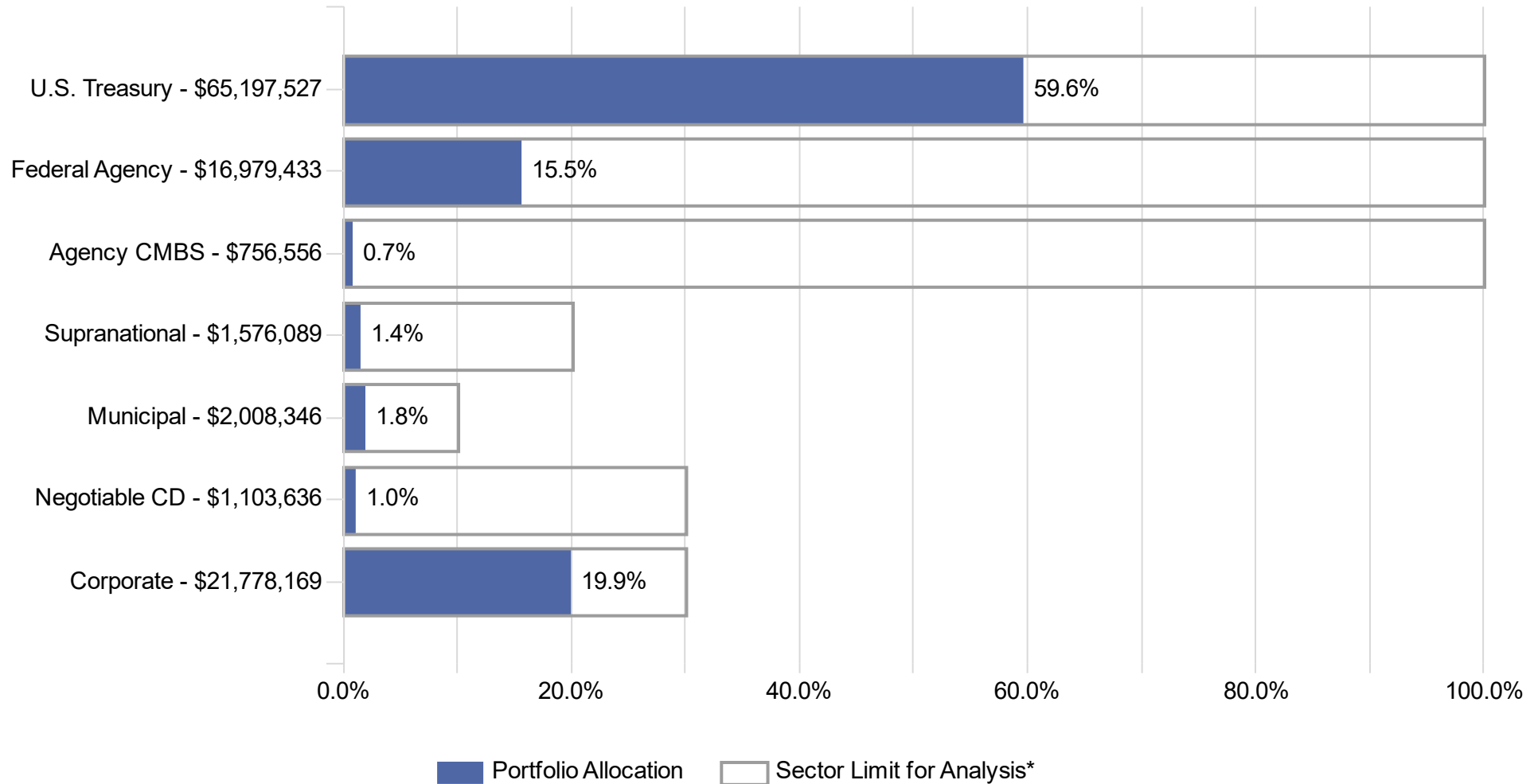


Duration Distribution



1. Yield and duration calculations exclude cash and cash equivalents. Sector allocation includes market values and accrued interest. The portfolio's benchmark is the ICE BofA 1-5 Year U.S. Treasury Index. Source: Bloomberg. An average of each security's credit rating was assigned a numeric value and adjusted for its relative weighting in the portfolio.

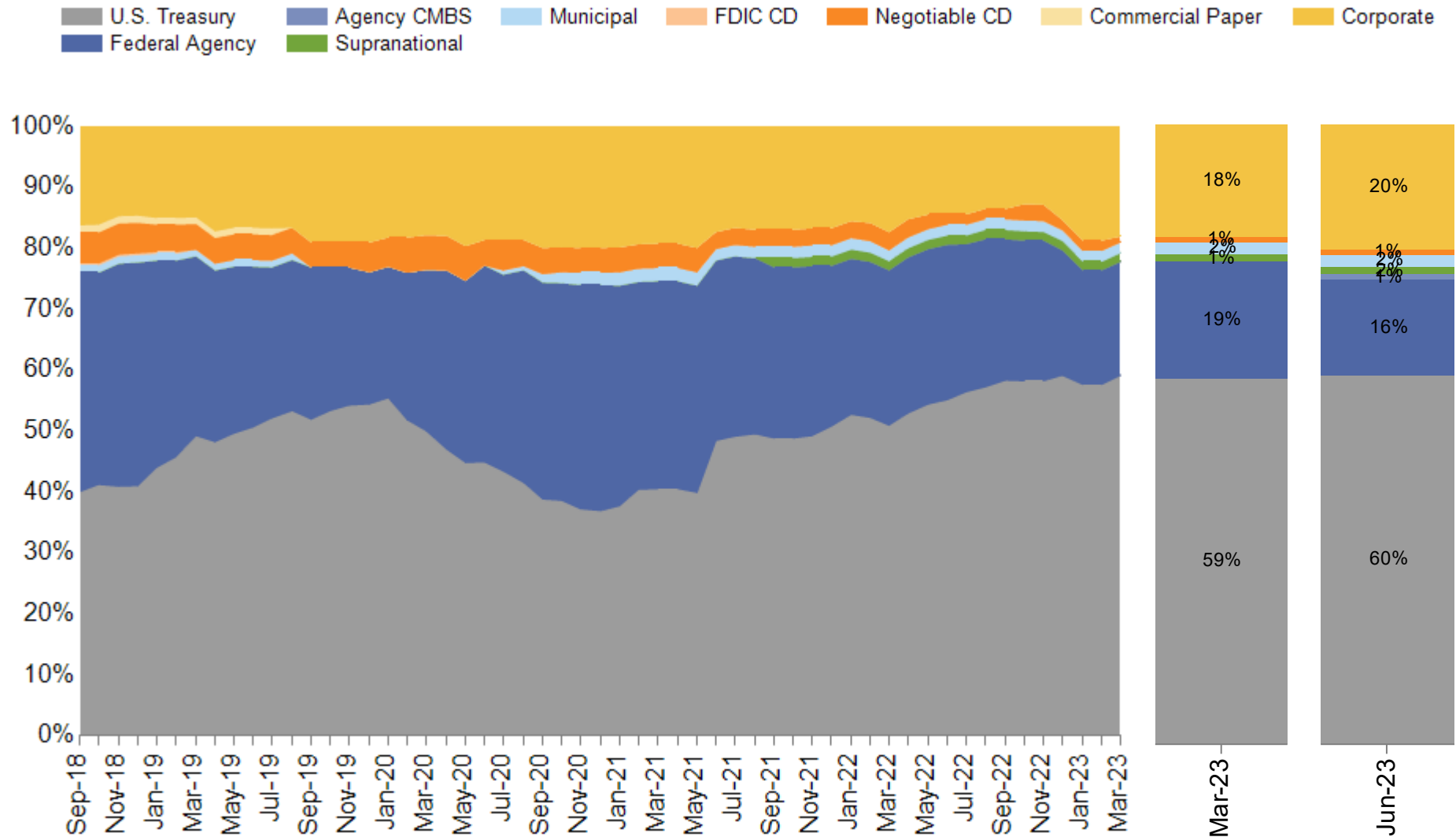
Sector Allocation Analytics



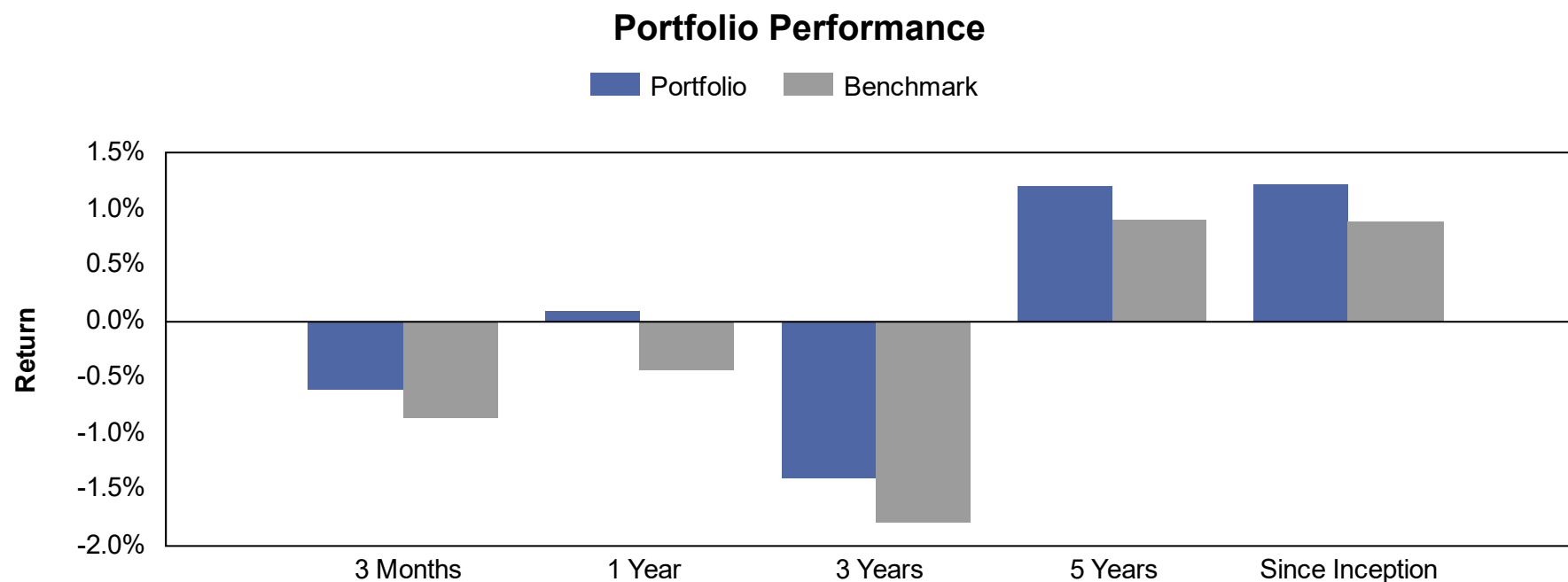
For informational/analytical purposes only and is not provided for compliance assurance. Includes accrued interest.

*Sector Limit for Analysis is as derived from our interpretation of your most recent Investment Policy as provided.

Historical Sector Allocation



Only includes fixed-income securities held within the separately managed account(s) and LGIPs managed by PFMAM.



Market Value Basis Earnings	3 Months	1 Year	3 Years	5 Years	Since Inception ¹
Interest Earned ²	\$433,260	\$1,544,947	\$4,623,447	\$8,609,492	\$8,945,771
Change in Market Value	(\$1,098,857)	(\$1,441,667)	(\$9,388,096)	(\$3,967,845)	(\$3,975,434)
Total Dollar Return	(\$665,597)	\$103,280	(\$4,764,649)	\$4,641,647	\$4,970,337
Total Return³					
Portfolio	-0.60%	0.10%	-1.40%	1.19%	1.21%
Benchmark ⁴	-0.86%	-0.43%	-1.79%	0.90%	0.88%
Difference	0.26%	0.53%	0.39%	0.30%	0.33%

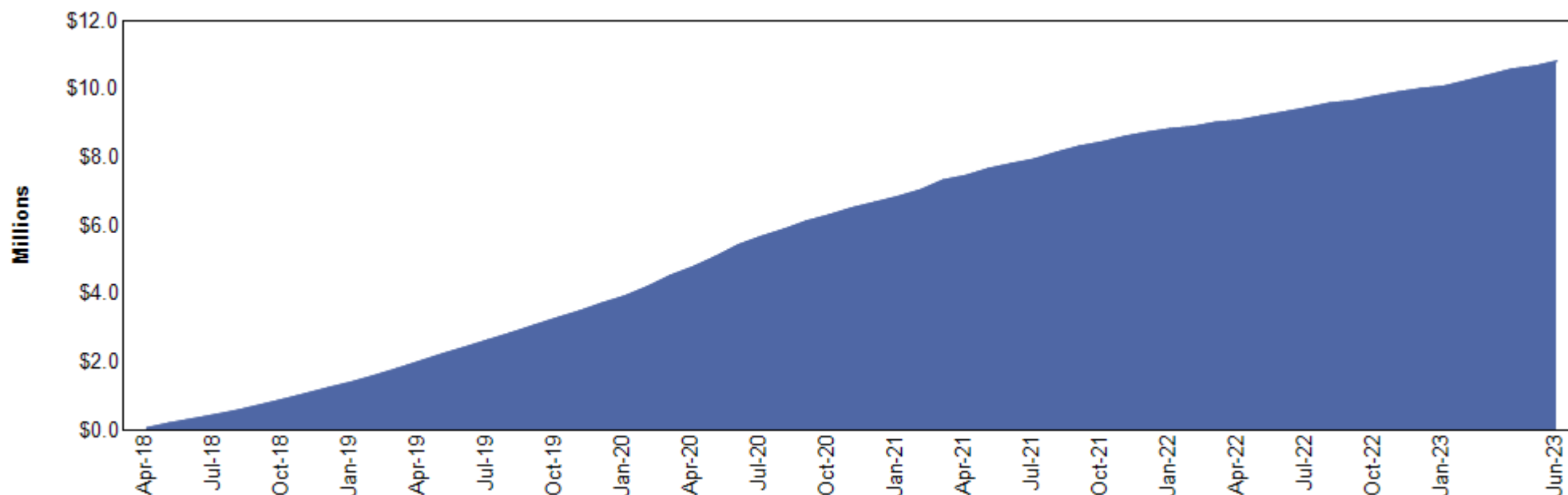
1. The lesser of 10 years or since inception is shown. Since inception returns for periods one year or less are not shown. Performance inception date is March 31, 2018.

2. Interest earned calculated as the ending accrued interest less beginning accrued interest, plus net interest activity.

3. Returns for periods one year or less are presented on a periodic basis. Returns for periods greater than one year are presented on an annualized basis.

4. The portfolio's benchmark is the ICE BofA 1-5 Year U.S. Treasury Index. Source: Bloomberg.

Accrual Basis Earnings



Accrual Basis Earnings	3 Months	1 Year	3 Years	5 Year	Since Inception ¹
Interest Earned ²	\$433,260	\$1,544,947	\$4,623,447	\$8,609,492	\$8,945,771
Realized Gains / (Losses) ³	(\$128,350)	(\$394,994)	\$291,955	\$831,019	\$797,995
Change in Amortized Cost	\$104,862	\$343,502	\$473,074	\$1,049,642	\$1,086,790
Total Earnings	\$409,773	\$1,493,455	\$5,388,475	\$10,490,154	\$10,830,557

1. The lesser of 10 years or since inception is shown. Performance inception date is March 31, 2018.

2. Interest earned calculated as the ending accrued interest less beginning accrued interest, plus net interest activity.

3. Realized gains / (losses) are shown on an amortized cost basis.

Fixed-Income Sector Outlook – 3Q 2023

Sector	Our Investment Preferences
COMMERCIAL PAPER / CD	
TREASURIES	
T-Bill	
T-Note	
FEDERAL AGENCIES	
Bullets	
Callables	
SUPRANATIONALS	
CORPORATES	
Financials	
Industrials	
SECURITIZED	
Asset-Backed	
Agency Mortgage-Backed	
Agency CMBS	
MUNICIPALS	

● Current outlook

○ Outlook one quarter ago

Negative

Slightly
Negative

Neutral

Slightly
Positive

Positive

Certificate of Compliance

During the reporting period for the quarter ended June 30, 2023, the account(s) managed by PFM Asset Management ("PFMAM") were in compliance with the applicable investment policy and guidelines as furnished to PFMAM.

Acknowledged : *PFM Asset Management LLC*

Note: Pre- and post-trade compliance for the account(s) managed by PFM Asset Management is provided via Bloomberg Asset and Investment Management ("AIM").

Important Disclosures

This material is for general information purposes only and is not intended to provide specific advice or a specific recommendation, as it was prepared without regard to any specific objectives or financial circumstances.

Investment advisory services are provided by PFM Asset Management LLC ("PFMAM"), an investment adviser registered with the U.S. Securities and Exchange Commission and a subsidiary of U.S. Bancorp Asset Management, Inc. ("USBAM"). USBAM is a subsidiary of U.S. Bank National Association ("U.S. Bank"). U.S. Bank is a separate entity and subsidiary of U.S. Bancorp. U.S. Bank is not responsible for and does not guarantee the products, services or performance of PFMAM. The information contained is not an offer to purchase or sell any securities. Additional applicable regulatory information is available upon request.

PFMAM professionals have exercised reasonable professional care in the preparation of this performance report. Information in this report is obtained from sources external to PFMAM and is generally believed to be reliable and available to the public; however, we cannot guarantee its accuracy, completeness or suitability. We rely on the client's custodian for security holdings and market values. Transaction dates reported by the custodian may differ from money manager statements. While efforts are made to ensure the data contained herein is accurate and complete, we disclaim all responsibility for any errors that may occur. References to particular issuers are for illustrative purposes only and are not intended to be recommendations or advice regarding such issuers. Fixed income manager and index characteristics are gathered from external sources. When average credit quality is not available, it is estimated by taking the market value weights of individual credit tiers on the portion of the strategy rated by a NRSRO.

It is not possible to invest directly in an index. The index returns shown throughout this material do not represent the results of actual trading of investor assets. Third-party providers maintain the indices shown and calculate the index levels and performance shown or discussed. Index returns do not reflect payment of any sales charges or fees an investor would pay to purchase the securities they represent. The imposition of these fees and charges would cause investment performance to be lower than the performance shown.

The views expressed within this material constitute the perspective and judgment of PFMAM at the time of distribution and are subject to change. Any forecast, projection, or prediction of the market, the economy, economic trends, and equity or fixed-income markets are based upon certain assumptions and current opinion as of the date of issue and are also subject to change. Some, but not all assumptions are noted in the report. Assumptions may or may not be proven correct as actual events occur, and results may depend on events outside of your or our control. Changes in assumptions may have a material effect on results. Opinions and data presented are not necessarily indicative of future events or expected performance.

For more information regarding PFMAM's services or entities, please visit www.pfmam.com.

© 2023 PFM Asset Management LLC. Further distribution is not permitted without prior written consent.

Important Disclosures

- Market values that include accrued interest are derived from closing bid prices as of the last business day of the month as supplied by Refinitiv, Bloomberg, or Telerate. Where prices are not available from generally recognized sources, the securities are priced using a yield-based matrix system to arrive at an estimated market value.
- In accordance with generally accepted accounting principles, information is presented on a trade date basis; forward settling purchases are included in the monthly balances, and forward settling sales are excluded.
- Performance is presented in accordance with the CFA Institute's Global Investment Performance Standards (GIPS). Unless otherwise noted, performance is shown gross of fees. Quarterly returns are presented on an unannualized basis. Returns for periods greater than one year are presented on an annualized basis. Past performance is not indicative of future returns.
- Bank of America/Merrill Lynch Indices provided by Bloomberg Financial Markets.
- Money market fund/cash balances are included in performance and duration computations.
- Standard & Poor's is the source of the credit ratings. Distribution of credit rating is exclusive of money market fund/LGIP holdings.
- Callable securities in the portfolio are included in the maturity distribution analysis to their stated maturity date, although, they may be called prior to maturity.
- MBS maturities are represented by expected average life.

**INFORMATION
ITEM**

3C

RP-5 Expansion Project Update

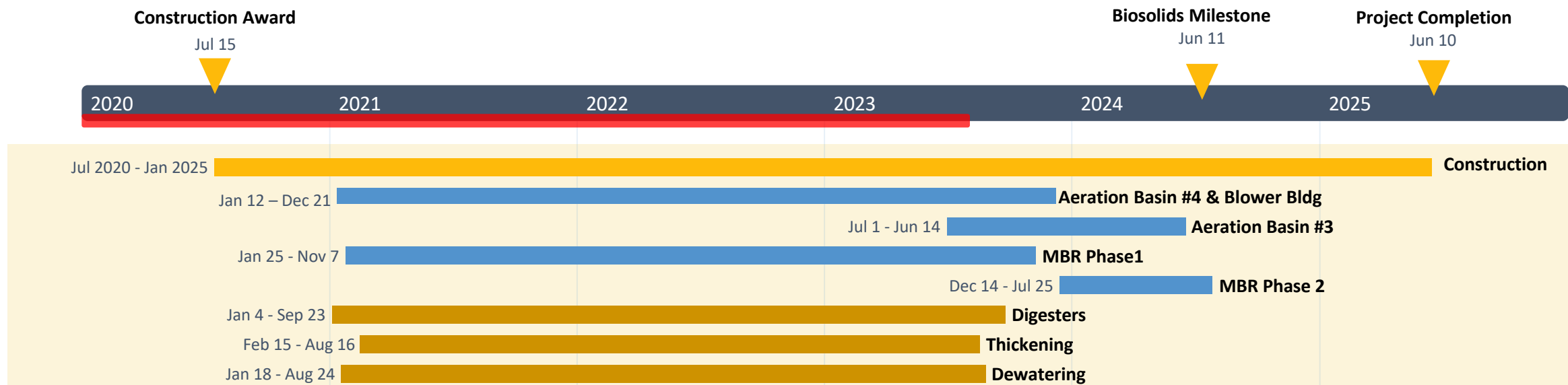
August 2023

Project Nos. EN19001 and EN19006

Vicky Salazar
Senior Associate Engineer

RP-5: Project Status

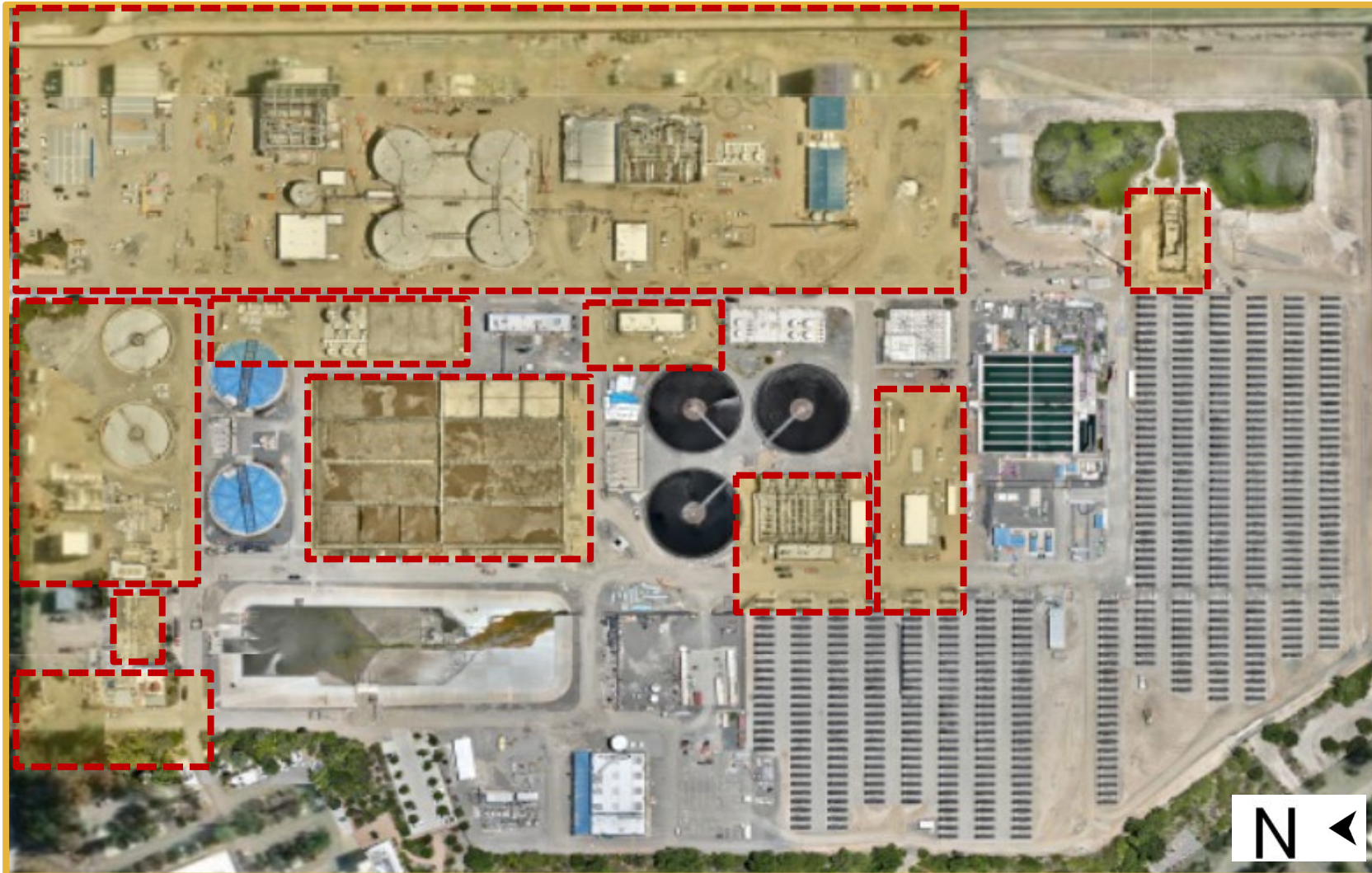
Day 1108 of 1640 = 67%



Role	Firm	Contract	This Month's Payment	Total Paid	% Complete
Contractor	WM Lyles	\$337,425,976	\$6,620,495	\$237,499,934	70%
Designer	Parsons	\$36,833,185	\$279,118	\$35,076,469	95%
Construction Management	Arcadis	\$21,125,523	\$360,000	\$12,926,798	61%

Data date: 7/31/2023

RP-5: Major Activity Areas



Construction Staff

- WML Craft: 115
- WML Project: 35
- IEUA & CM: 15
- Total: 165

Electrical and SCADA Status Update



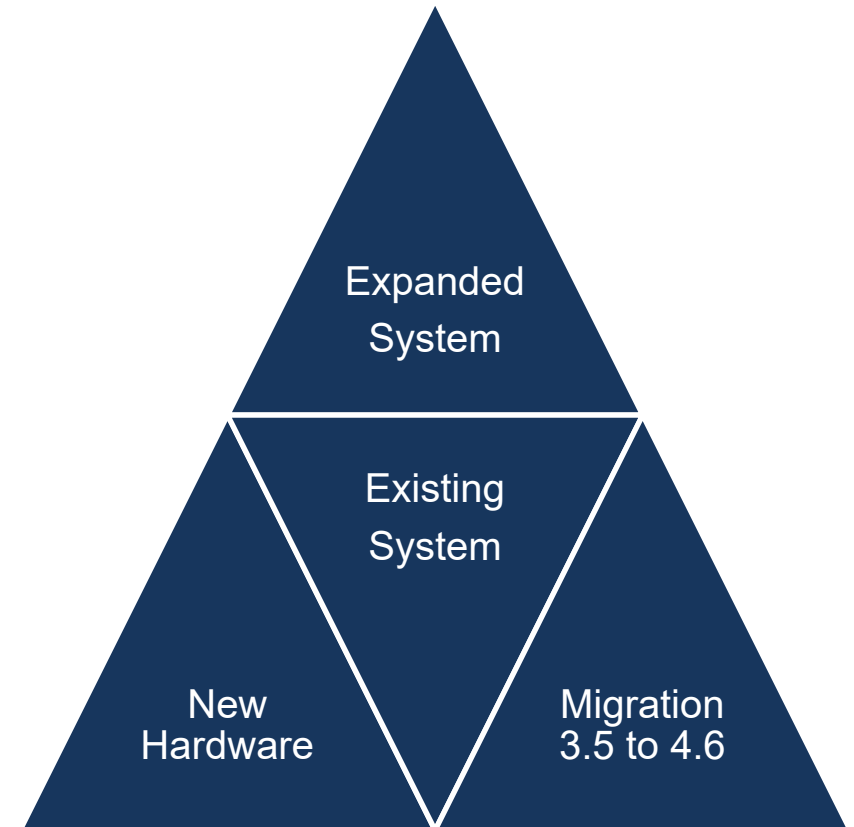
COMPLETED

- PlantPAX Migration Programming Error Resolution Workshop completed in July



CHALLENGES AHEAD

- Electrical Subcontractor
 - New SCE power feed expected by August 2023
 - Factory acceptance & delivery of Generator 2
- SCADA Integrator
 - PlantPAX 3.5 to 4.6 Migration
 - Interactive staff training prior to migration
 - Control system parts delays
 - Programming and factory testing
 - Commissioning



RP-5: Major Activities



Influent Pump Station (IPS)

RP-5: Major Activities



Emergency Storage Basin (ESB)

RP-5: Major Activities



Aeration Basins

RP-5: Major Activities



Membrane Bioreactor

RP-5 Major Activities



Thickening Building

RP-5: Major Activities



Gas Phase Digester Tank and Building

RP-5: Major Activities



Truck Loading

Questions?

**INFORMATION
ITEM**

3D

Inland Empire Utilities Agency, a Municipal Water District Federal Update

July 28, 2023

FY 2024 Appropriations Update

In July, both the House and the Senate spent significant time making progress on moving the Fiscal Year (FY) 2024 appropriations bills forward. The House Appropriations Committee has approved ten of the twelve FY24 appropriations bills, while the Senate Appropriations Committee has approved all twelve FY24 appropriations bill. Right before adjourning for the August Congressional recess, the House approved its first FY24 appropriations bill (MilCon/VA). Below is an updated chart providing the status of the FY24 appropriations bills in the House and the Senate.

As Congress heads out of Washington, D.C. for the August Congressional recess, and not scheduled to return until after the Labor Day holiday, the focus is beginning to shift towards the end of the current federal fiscal year on September 30th. To avoid a government shutdown, Congress will need to pass a Continuing Resolution (CR) to allow the federal government to remain open and funded at current levels. Given the challenges to moving the FY24 appropriations bill forward, coupled with the current political climate, the path forward on a CR looks to be more difficult than in recent years.

SUBCOMMITTEE	FY 2023 ENACTED (in billions)	FY 2024 HOUSE (in billions)	FY 2024 SENATE (in billions)	STATUS
Agriculture-FDA	\$25.48	\$17.83	\$25.99	House: Approved by the Committee on June 14 th by a vote of 34-27. Senate: Approved by the Committee on June 22 nd by a vote of 28-0.
Commerce-Justice-Science	\$82.44	\$58.67	\$69.63	House: Approved by the subcommittee on July 14 th . Senate: Approved by the Committee on July 13 th by a vote of 28-1.

Defense	\$797.73	\$826.44	\$823.26	<p>House: Approved by the Committee on June 22nd by a vote of 34-24.</p> <p>Senate: Approved by the Committee on July 27th by a vote of 27-1.</p>
Energy & Water	\$54	\$52.37	\$56.73	<p>House: Approved by the Committee on June 22nd by a vote of 34-24.</p> <p>Senate: Approved by the Committee on July 20th by a vote of 29-0.</p>
Financial Services	\$27.55	\$11.31	\$16.80	<p>House: Approved by the Committee on July 13th by a vote 34-26.</p> <p>Senate: Approved by the Committee on July 13th by a vote of 29-0.</p>
Homeland Security	\$60.7	\$62.79	\$56.92	<p>House: Approved by the Committee on June 21st by a vote of 33-25</p> <p>Senate: Approved by the Committee on July 27th by a vote of 24-4.</p>
Interior-Environment	\$38.85	\$25.41	\$37.85	<p>House: Approved by the Committee on July 19th by a vote of 33-27.</p> <p>Senate: Approved by the Committee on July 27th by a vote of 28-0.</p>
Labor-HHS-Education	\$207.36	\$147.09	\$195.23	<p>House: Approved by the subcommittee on July 14th.</p> <p>Senate: Approved by the Committee on July 27th by a vote of 26-2.</p>

Legislative Branch	\$6.9	\$6.74	\$6.76	<p>House: Approved by the Committee on June 21st by a vote of 33-24.</p> <p>Senate: Approved by the Committee on July 13th by a vote of 29-0.</p>
MilCon-VA	\$154.16	\$155.7	\$154.35	<p>House: Passed the House on July 27th by a vote of 219-211.</p> <p>Senate: Approved by the Committee on June 22nd by a vote of 28-0.</p>
State-Foreign Ops	\$59.69	\$41.36	\$58.35	<p>House: Approved by the Committee on July 12th by a vote of 32-27.</p> <p>Senate: Approved by the Committee on July 20th by a vote of 27-2.</p>
Transportation, Housing & Urban Development	\$87.33	\$65.2	\$88.09	<p>House: Approved by the Committee on July 18th by a voted of 34-27.</p> <p>Senate: Approved by the Committee on July 20th by a vote of 29-0.</p>

Members Relaunch Disaster Preparedness and Recovery Caucus

A bipartisan group of House Members relaunched the Disaster Preparedness and Recovery Caucus. The Caucus will focus on examining government systems for disaster preparation and recovery, as well as advocate for legislation and policies to provide equitable and effective disaster relief. Members of the Caucus include Reps. Joe Neguse (D-CO), Sheila Jackson-Lee (D-TX), Jared Moskowitz (D-FL), Carlos Gimenez (R-FL), Nancy Mace (R-SC), Juan Ciscomani (R-AZ), and Jenniffer González-Colón (R-PR).

Senator Introduces Bipartisan Legislation on Colorado River Salinity

Senator Michael Bennett (D-CO) introduced the *Colorado River Salinity Control Fix Act* which would amend the 1974 Colorado River Basin Salinity Control Act's cost sharing provisions to increase federal support for salinity reduction projects. Diminished water

levels in the Colorado River have affected water levels in Lake Powell and Lake Mead and reduced hydropower generation at the Glen Canyon and Hoover Dams. The legislation is cosponsored by Sens. Dianne Feinstein (D-CA), Alex Padilla (D-CA), John Barrasso (R-WY), Cynthia Lummis (R-WY), Mitt Romney (R-UT), and Kyrsten Sinema (I-AZ). The text of the bill can be found [HERE](#).

Revised WOTUS Definition Under OMB Review

On July 17th, the Environmental Protection Agency (EPA) and the U.S. Army Corps of Engineers submitted an amended definition of the waters of the United States (WOTUS) rule to the White House Office of Management and Budget (OMB). The recent Supreme Court decision in *Sackett v. EPA* required the EPA and the Army Corps to amend their recently released WOTUS rule. The updated definition removes pieces inconsistent with the Court's ruling and is expected to be released in September. More information can be found [HERE](#).

White House Releases Fact Sheet on New Extreme Heat Measures

The White House announced the following new measures to assist communities with impacts of extreme heat events:

- Department of Labor to issue a Hazard Alert for heat;
- Establish two virtual research centers at National Oceanic and Atmospheric Administration focused on heat resiliency;
- White House Interagency Working Group on Extreme Heat will develop a National Heat Strategy in partnership with the National Integrated Heat Health Information System;
- Convene mayors and tribal leaders for a meeting at the White House on extreme heat; and
- Host a Summit on Climate Resilience and Sustainability in Affordable Housing

The White House released a fact sheet outlining these actions that can be found [HERE](#).

Federal Funding Opportunities/Announcements

DOE Announces \$207.6 Million in Grid Resilience State and Tribal Formula Grants.

The Department of Energy (DOE) announced \$207.6 million for nine states and three tribes in Grid Resilience State and Tribal Formula Grants. The funding aims to modernize the electric grid to improve reliability and increase resiliency to natural disasters. Funding allocations are as follows:

- California: \$67.5 million
- Kansas: \$13.3 million
- Kentucky: \$11.1 million
- Maine: \$4.4 million
- Metlakatla Indian Community, Annette Island Reserve: \$113,000
- Michigan: \$14.9 million

- Minnesota: \$11.9 million
- The Native Village of Eagle: \$150,000
- Oregon: \$19.9 million
- Rhode Island: \$3.4 million
- Standing Rock Sioux Tribe of North & South Dakota: \$359,000
- Texas: \$60.6 million

More information can be found [HERE](#).

DOE Announces \$90 Million for Resilient and Efficient Codes Implementation. DOE announced \$90 million for the Resilient and Efficient Codes Implementation program. The program provides funding to update building codes to the latest standards for energy efficiency. The list of selected projects can be found [HERE](#).

EPA Releases \$14 Billion NCIF NOFO. EPA released a \$14 billion NOFO for the National Clean Investment Fund (NCIF) as part of the Greenhouse Gas Reduction Fund (GGRF). NCIF will provide grants to two or three national nonprofit financing entities to create national clean financing institutions capable of partnering with the private sector to provide financing for clean technology projects nationwide. Applications are due October 12th and more information is available [HERE](#).

EPA Releases \$6 Billion CCIA NOFO. EPA released a \$6 billion NOFO for the Clean Communities Investment Accelerator (CCIA) program as part of the GGRF. CCIA will provide grants to between two and seven hub nonprofits that will provide funding and technical assistance networks of public, quasi-public, not-for-profit, and nonprofit community lenders for the purpose of deploying clean energy in communities nationwide. Community lenders may include community development financial institutions, credit unions, green banks, housing finance agencies, minority depository institutions, and other related lenders. Applications are due October 12th and more information can be found [HERE](#).

JOET Release EV Charging Infrastructure Toolkit. DOT and DOE's Joint Office of Energy and Transportation (JOET) has released a toolkit that provides resources for communities, metropolitan planning organizations (MPOs), transportation providers, businesses, and property owners and developers to assist in scoping, planning, and identifying ways to leverage funding for electric vehicle (EV) charging infrastructure provided in the Bipartisan Infrastructure Law (BIL). The toolkit can be found [HERE](#).

JOET Publish NEVI Formula Program Annual Report. JOET has published the National Electric Vehicle Infrastructure (NEVI) Formula Program Annual Report for Plan Year 2022-2023. The report summarizes the key activities of the Joint Office in relation to the NEVI Formula Program and provides an individual and collective overview of the first-year deployment plans. The report is available [HERE](#).

Reclamation Announces \$152 Million for Western Water Storage Projects. The Bureau of Reclamation announced \$152 million for six water storage projects in

California, Colorado, and Washington. The projects are expected to add 1.7 million acre-feet of water storage capacity, and funding will also support a feasibility study for additional capacity. The list of projects and more information can be found [HERE](#).

Federal Agency Personnel/Regulatory Announcements

DOI Announces New Principal Deputy Assistant Secretary for Water and Science.

The Department of the Interior (DOI) announced that Michael Brain will serve as Principal Deputy Assistant Secretary for Water and Science. Previously, Brain served as Deputy Commissioner of the Bureau of Reclamation. He succeeds Tanya Trujillo, who resigned effective July 17th.

DOI Releases Interactive Infrastructure Map. DOI released a new interactive map that tracks Bipartisan Infrastructure Law spending. The map can be found [HERE](#).

DOT and DOE Release EV Charging Infrastructure Toolkit. DOT and the Department of Energy's Joint office of Energy and Transportation has released a toolkit that provides resources for communities, metropolitan planning organizations (MPOs), transportation providers, businesses, and property owners and developers to assist in scoping, planning, and identifying ways to leverage funding for electric vehicle (EV) charging infrastructure provided in the Bipartisan Infrastructure Law (BIL). The toolkit can be found [HERE](#).

EPA Proposes Updates to Air Emissions Reporting Requirements Rule. EPA announced proposed updates to the Air Emissions Reporting Requirements Rule, which would require reporting of hazardous air pollutants, commonly referred to as "air toxics," by 2027. The rule currently requires states to report emissions of common air pollutants like particulate matter, along with pollutants that contribute to their formation, such as ozone-forming volatile organic compounds. EPA is hosting several informational webinars in August and registration information can be found [HERE](#). More information about the proposed rule can be found [HERE](#).

INFORMATION
ITEM

3E



July 28, 2023

To: Inland Empire Utilities Agency

From: Michael Boccadoro
Beth Olhasso

RE: July Report

Overview:

The news continues to be positive on the water supply front. The final pockets of snow are melting in the mountains, reservoirs are full and above and below ground storage is getting recharged.

The Department of Water Resources is trying to write a good narrative on how much water was captured this year. While they were initially unprepared to divert and capture excess flows, they were able to relax some rules and expedite permits to get as much water as possible into the ground and in reservoirs throughout the state. They recently released a report highlighting diversion and storage numbers.

After a years-long delay, the State Water Resources Control Board has released their MCL proposal for hexavalent chromium at 10mg/L. This is a number that was expected, but is still problematically low. The documents accompanying the proposal note that the cost to treat drinking water to this level is significant, but conclude that water agencies can just pass on the costs to ratepayers and that businesses can just raise their prices.

A new study by USGS has found that PFAS is widely prevalent in the United States, more in urban centers than rural communities. It is believed this study will be used to argue for lowering PFAS standards in drinking water.

Delta Conveyance has been a hot topic in Sacramento lately as it was one of the biggest negotiating points in the Governor's Infrastructure Package, as discussed in previous reports. Both the Sierra Club and DWR have continued to try to keep the issue in the forefront with the Sierra Club authoring several opinion pieces and DWR issuing a fact sheet on the importance of Delta Conveyance to buffer against a large earthquake.

The Sites Reservoir Authority has submitted a water rights application for 1.5MAF of water from the Sacramento River and its tributaries. The application is open for public review and challenge until August 31.

Little movement has happened on the Senate and Assembly resource bonds. As previously discussed, both bond bills are now \$15 billion bonds and include funding for recycled water, integrated regional water management, brackish desal, and Water Storage Investment Program (only in the Senate proposal). Major unresolved issues now include the uncertainty of size and timing of the bond. The Governor has not indicated the total amount he is interested in supporting but the talk around Sacramento is that between the three bonds that are likely to be

supported by the legislature and Governor, resources, housing/homelessness and education, the Governor is interested in a total of \$25 billion. Recently it was announced that the housing/homelessness bond would be about \$4 billion. It is also unclear if the resources bond will be considered on the March or November 2024 ballot.

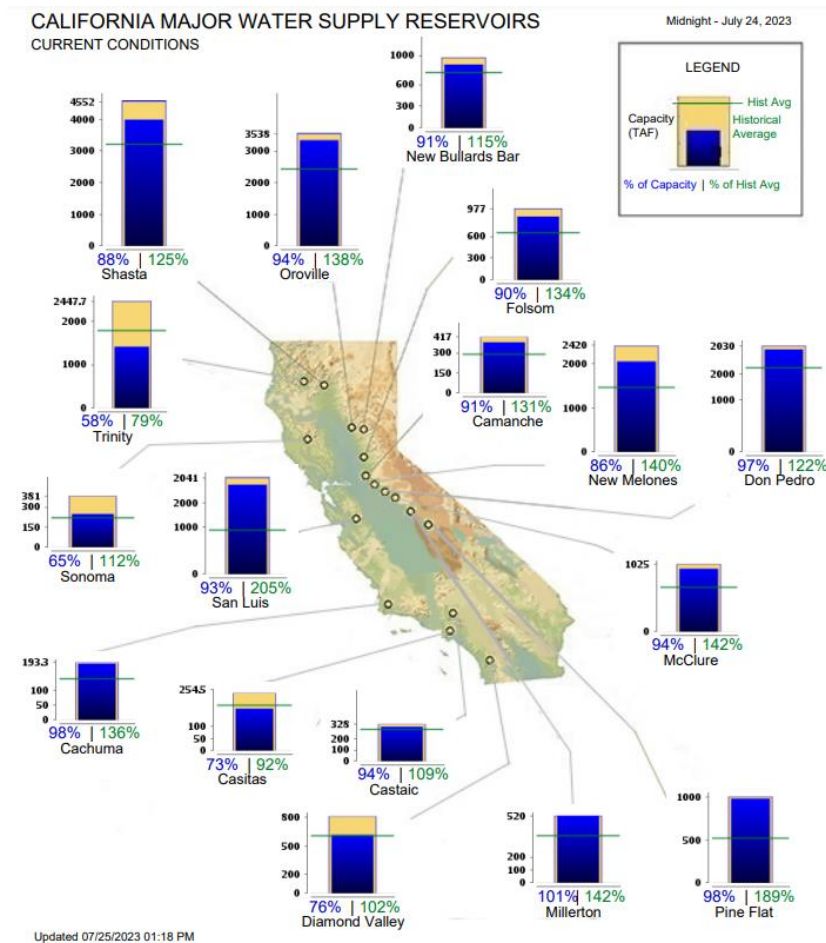
Legislators are on Summer Recess until August 14. Once back they will have just one month to pass all bills before January 2024. The group of PFAS control bills all successfully moved through Senate policy committees while taking language to ease industry concerns. The water community effort to include water supply targets in the California Water Plan (SB 366) was unable to move out of the Assembly Water, Parks and Wildlife Committee, and has been made a two-year bill. AB 460, Assemblymember Bauer-Kahan's water rights bill has also been made into a two-year bill, after it became clear the bill wasn't going to have the votes in the Senate Natural Resources & Water Committee. The Assemblymember is hoping to work with stakeholders soon to come to a consensus.

Inland Empire Utilities Agency Status Report – July 2023

Water Supply Conditions

The water supply situation remains positive, with enough snow still on the ground to keep Mammoth Mountain open for skiing through August 6. The drought monitor even shows the area of statewide drought continues to decrease as water moves through and replenishes the system.

Water managers are keeping reservoirs full. Lake Oroville is sitting at 138 percent of historical average and 94 percent capacity. San Luis Reservoir, the main south-of-Delta storage facility for the State Water Project, is at 205 percent of average for this time of the year and 93 percent capacity. As widely reported, State Water Project water is currently flowing into Diamond Valley Lake, which is at 76 percent capacity.



Statewide Efforts to Capture Excess Flows

With the largest snowpack in nearly 70 years, regulators moved to try to capture as much water as possible as it moves through the system. While their efforts were a little slow, the measures taken can be seen in every part of the state. Highlights include:

- 3.5 million AF captured in SWP reservoirs.
- 100 percent SWP allocation- first time since 2006.
- Additional 400,000AF for contractor storage.
- Estimated 3.8MAF recharged in San Joaquin Valley.
- 42 TAF diverted from Tulare Lake for recharge.
- 25 TAF of flood flows directed from Kern River to CA Aqueduct.

Hexavalent Chromium MCL Proposed

The journey has been a long one, but the State Water Resources Control Board has re-released its proposal for Chrom-6, after a 2017 court order removing the previous MCL and required the State Board to re-complete the process for proposing an MCL due to lack of fiscal analysis in the 2017 proposal.

The MCL is proposed at 10mg/L. The major concern with the proposed regulation is the cost, which was analyzed by the State Board: “The State Water Board has determined that there may be a significant, statewide adverse economic impact directly affecting businesses.” Additionally, the analysis notes “However, water service is provided locally, and customers generally don’t have a choice of their water supplier. [Public Water Systems] are generally not in competition with other systems; they are utilities that can pass costs onto their customers.”

There is a public hearing August 2 and written comments are due August 4.

USGS Study Finds Widespread PFAS in Water—Exceeding EPA Advisories

A study conducted by scientists with the U.S. Geological Survey (USGS) finds that nearly half of the nation’s tap water contains PFAS. The purpose of the study was to inform policymakers about testing and treatment options for PFAS in drinking water.

The study tested at 716 locations, including homes, private wells and drinking water sources, and tested for 32 types of PFAS. The most frequently detected compounds were perfluorobutane sulfonate (PFBS), perfluorohexane sulfonate (PFHxS) and perfluorooctanoic acid (PFOA).

The most exposure was detected near urban areas in the Great Plains, Great Lakes, Eastern Seaboard and Central/Southern California regions.

At the same time that industry and water utilities highlight the significant cost for treatment, this USGS study is likely to be used for tougher regulatory actions to limit PFAS release and defend proposed drinking water standards at both the state and federal level. Recently the Association of Metropolitan Water Agencies cited EPA’s proposed standards to argue that the Office of Management and Budget to revise its oversight of federal cost-benefit analyses, arguing that focus on cumulative cost and benefits fails to address the massive upfront burdens utilities often face in implementing new rules.

Delta Conveyance Public Relations

Delta Conveyance was one of the most contentious issues in the drafting of the Governor's "Infrastructure Package." As discussed in previous reports, in order for the Governor's Expedited Judicial Review for CEQA challenges bill to move forward, Delta Conveyance had to be expressly prohibited from the provision.

Conveyance opponents wasted no breath nor ink in articulating their outrage at the Governor's original proposal and they have continued to voice their opposition to the project in recent days. The Sierra Club recently secured an [opinion piece](#) and an [editorial](#) in the San Jose Mercury News listing all the reasons why they believe the project should be officially stopped.

The Department of Water Resources [responded](#) to all the criticism of the project by highlighting how devastating an earthquake could be on CA water infrastructure and that Delta Conveyance could help protect against significant damage.

There are no other major actions on Delta Conveyance imminently pending that might indicate why there has been an uptick in dueling press releases and articles, other than the environmental and environmental justice communities trying to further solidify their recent success against the project.

Sites Reservoir Files Water Rights Application

Sites Project Authority recently filed a water rights application at the State Water Resources Control Board. The application was "deemed complete" by the State Board, an important qualification, though not yet approved.

The Sacramento River, Funks Creek and Stone Corral Creek are listed as the sources of supply, with the creeks both tributaries to the Sacramento River.

The maximum amount of water requested for diversion is 1.5MAF per year from September to June.

At the request of North Delta Water Agency, the period for parties to review the application and, if necessary, file protests, has been extended to August 31.

The next step is for the State Board to determine if unappropriated water is available to supply the project and that the use of water is in the public interest.

Water Rights Legislation-- Update

After some bad actors refused to abide by curtailment orders issued by the State Water Resources Control Board during the drought, several legislators introduced bills aimed at "revising" the water rights system in California.

[AB 460](#) (Bauer-Kahan) The author has stated that she is only trying to target the "bad actors" who diverted water during the drought despite curtailment orders from the SWRCB. She claims

the bill is only intended to give the SWRCB powers they need to go after the bad actors. Jennifer Pierre, General Manager of the State Water Contractors, testified in opposition to the bill stating that the bill goes far beyond the stated intent. Pierre noted that the bill would eliminate judicial review of water board actions and could significantly affect the Voluntary Agreements. The bill passed off the Assembly floor by a two-vote margin and was made a 2-year bill when the author pulled the bill from the Senate Natural Resources and Water Committee hearing because she knew she didn't have the votes. The author and her staff have indicated that they would like to work with the opposition to come up with some acceptable amendments.

SB 389 (Allen) originally would have allowed the SWRCB to strip any entity of its water right. The original bill narrowly advanced out of Senate committees as committee members raised concerns similar to those of the water community. In particular, committee members questioned the need to hand the SWRCB sweeping authority to investigate law-abiding water right holders.

Similar to AB 460, SB 389 narrowly passed off the Senate floor, with two more votes than needed. The bill was amended in July to only allow the SWRCB to request information from a water right holder. It does nothing to change SWRCB enforcement authority.

ACWA has removed its opposition to the bill. The bill awaits action in the Assembly Appropriations Committee

Resources Bonds

While presenting his May Revise, the Governor and his administration indicated support for a resources bond. Though they have offered no details on how large of a bond they are interested in or which ballot, March or November 2024 they continue to support the concept of a resources bond in 2024. Recently, the Administration has indicated that they are interested in three bonds for 2024: Housing/Homelessness, Resources and Education. The total for all three bonds is \$25B and the Governor has already announced agreement on a \$4 billion housing/homelessness bond. No further details on the education or resources bonds have been discussed.

This has turned attention to the two resources bonds moving through the legislature.

AB 1567 (Garcia) is a \$15B bond that includes the following categories that might be of interest to IEUA:

- \$300M for recycled water
- \$100M for brackish desal, seawater desal, contaminant and salt removal, salinity management projects.
- \$200M for projects adopted in an integrated regional water management plan that respond to climate change and contribute to regional water security.

SB 867 (Allen) is also a \$15B bond and contains the following categories of interest to IEUA:

- \$300M for recycled water
- \$300M for direct expenditures related to integrated regional water management
- \$100M for projects related to contaminant and salt removal projects
- \$300M for WSIP

- \$250M for regional conveyance projects that improve regional or interregional water supply or water supply reliability.

Both measures are moving through the process. If the decision is to put a bond on the March 2024 ballot, it would need to be passed by the time the Legislature leaves in September. For the November 2024 ballot, bonds won't need to pass until summer of 2024.

Legislation

The Legislature is fast approaching the end of the first year of the two-year session. All bills that are still moving have passed out of their second house policy committees and are awaiting action from the Appropriations Committees. The Appropriations Committee "Suspense Files" will be considered on August 31.

PFAS

The three PFAS bills moving through the Legislature this year have passed out of the Assembly and are in the Senate for policy consideration. AB 727 (Weber) is sponsored by CASA and would prohibit PFAS in cleaning products. AB 1423 (Schiavo) would prohibit PFAS in artificial turf. AB 246 (Schiavo) would ban PFAS in menstrual products. They have all taken amendments to appease opponents, but are all still moving and await action in the Senate Appropriations Committee.

AB 727 has taken five sets of amendments to keep moving through the process after facing opposition from the Housing & Commercial Products Association and the California Manufacturers and Technology Association. They are mostly concerned about how the bill would impact polish or floor maintenance products, noting that these products are critical to mitigate wear and tear and extend the life of flooring. The latest set of amendments require a written warning to any retailer selling cleaning products with PFAS and allows them 30 days to remove stock from their shelves, if not sold. The measure passed the Senate Environmental Quality Committee and Judiciary Committee and is now in Senate Appropriations.

SB 754 (Cortese) aims to promote onsite reuse and dual plumbing in residential and commercial buildings. Recent amendments from the Assembly Environmental Safety & Toxic Materials Committee remove the "mandatory" part of the operative language that would require the Building Standards Commission and the Department of Housing and Community Development to develop voluntary ~~and mandatory~~ standards for onsite reuse- aka dual plumbing of new residential and commercial properties. Recent amendments also remove the requirement on the BSC and DHC to include standards for the residential onsite treatment of blackwater. With the amendments taken, WateReuse, CA Municipal Utilities Association, CA Assn. of Sanitation Agencies and CA Special Districts Assn. have all removed their opposition to the bill.

SB 366 (Caballero) is California Municipal Utilities Association and Western Municipal Water District's bill to establish a target of producing ten million-acre feet of new water by 2040, through the California Water Plan. The bill unanimously passed the Senate Natural Resources and Water Committee and passed 40-0 off the Senate floor. The measure struggled in the Assembly, receiving untenable amendment requirements by the Water, Parks and Wildlife Committee. Rather than take unfavorable amendments, the author and sponsor decided to hold the bill as a two-year bill.

AB 1216 (Muratsuchi) is a bill that would require fence line monitoring of emissions at Hyperion Wastewater Treatment Plant. The bill is opposed by CASA and some in the water community because it is a dangerous precedent for the legislature, rather than an air quality board, to mandate any type of emissions monitoring for a specific facility. While the bill hasn't been amended since the end of April, it is believed that the author is going to take amendments in Senate Appropriations Committee that would alleviate the concerns of the water community. The final details are still getting worked out.

IEUA BILLS— July 27, 2023

Bill Number	Author/Sponsor	Title and/or Summary	Summary	IEUA Position/ Bill Location	Positions Taken by Associations & Regional Agencies
AB 727	Weber/ CASA	Product safety: cleaning products: perfluoroalkyl and polyfluoroalkyl substances.	Would, beginning January 1, 2025, prohibit a person from manufacturing, selling, delivering, distributing, holding, or offering for sale in the state a cleaning product that contains regulated PFAS, as specified. The bill would make a violation of these provisions punishable by a civil penalty not to exceed \$5,000 for a first violation and not to exceed \$10,000 for each subsequent violation, upon an action brought by the Attorney General, a city attorney, a county counsel, or a district attorney.	SUPPORT Senate Appropriations Committee	CASA Support
AB 1072	Wicks	Water conservation and efficiency: low-income residential customers.	Would declare the policy of the state that all residents have access to water conservation and efficiency programs. The bill would also set forth related findings including that reaching the state's environmental justice goals and commitments requires designing climate adaptation programs so that all households may participate.	WATCH Failed in Asm. Appr.	
AB 1216	Muratsuchi	Wastewater treatment plants: monitoring of air pollutants.	Would require, on or before January 1, 2025, the owner or operator of a wastewater treatment facility that is located within 1,500 feet of a residential area and has an original design capacity of 425,000,000 gallons or more per day to develop, install, operate, and maintain a wastewater treatment-related fence-line monitoring system in accordance with guidance developed by the appropriate air quality management district. The bill would require the wastewater treatment-related fence-line monitoring system to include equipment capable of measuring pollutants of concern, including hydrogen sulfide, nitrogen oxides, and volatile organic compounds emitted to the atmosphere from wastewater treatment or reclamation processes that the appropriate district deems appropriate for monitoring. The bill would also require the owner or operator of a wastewater treatment facility to collect real-time data from the wastewater treatment-related fence-line monitoring system, to maintain records of that data, and to transmit the data to the appropriate air quality management district in accordance with the district's guidance. In addition, the bill would require, to the extent feasible, the data generated by these systems to be provided to the public as quickly as possible in a publicly accessible format.	OPPOSE Senate Appropriations Committee	CASA OPPOSE Amendments under discussion— could alleviate CASA concerns.
AB 1423	Schiavo	Product safety: perfluoroalkyl and polyfluoroalkyl substances: artificial turf or	Would, commencing January 1, 2024, require a manufacturer or installer of a covered surface, defined as artificial turf or a synthetic surface that resembles grass, proposing to design, sell, or install a field with a covered surface to any party to notify the party at the earliest possible date that the covered surface contains regulated PFAS, as defined. The bill would also prohibit, commencing January 1, 2024, a public entity, including a charter city, charter county, city, or county, any public or private school serving pupils in kindergarten or any of grades 1 to 12, inclusive, a public institution of higher education, other than the University of California, or a private institution of higher education from	SUPPORT Senate Appropriations Committee	

		synthetic surfaces.	purchasing or installing a covered surface containing regulated PFAS, as provided.		
AB 1572	Friedman	Potable water: nonfunctional turf	This bill would make legislative findings and declarations concerning water use, including that the use of potable water to irrigate nonfunctional turf is wasteful and incompatible with state policy relating to climate change, water conservation, and reduced reliance on the Sacramento-San Joaquin Delta ecosystem. The bill would direct all appropriate state agencies to encourage and support the elimination of irrigation of nonfunctional turf with potable water. This bill contains other related provisions and other existing laws.	WATCH Senate Appropriations Committee	ACWA- Oppose unless amended—likely removing opposition—Negotiated amendments remove multifamily housing from the bill
AB 1573	Friedman	Water conservation: landscape design: model ordinance	The Water Conservation in Landscaping Act provides for a model water efficient landscape ordinance that is adopted and updated at least every 3 years by the Department of Water Resources, unless the department makes a specified finding. Existing law requires a local agency to adopt the model ordinance or to adopt a water efficient landscape ordinance that is at least as effective in conserving water as the updated model ordinance, except as specified. Existing law specifies the provisions of the updated model ordinance, as provided. Existing law includes a related statement of legislative findings and declarations. This bill would require the updated model ordinance to include provisions that require that plants included in a landscape design plan be selected based on their adaptability to climatic, geological, and topographical conditions of the project site, as specified. The bill would also exempt landscaping that is part of ecological restoration projects that do not require a permanent irrigation system, mined-land reclamation projects that do not require a permanent irrigation system, and existing plant collections, as part of botanical gardens and arboretums open to the public, from the model ordinance. The bill would require the updated model ordinance to include provisions that require that all new or renovated nonresidential areas install plants that meet specified criteria, and that prohibit the inclusion of nonfunctional turf in nonresidential landscape projects after January 1, 2026. The bill would also revise the legislative findings and declarations to state that the model ordinance furthers the state's goal to conserve biodiversity and provide for climate resilience consistent with state drought efforts to eliminate the use of irrigation of nonfunctional turf. This bill contains other related provisions and other existing laws.	WATCH Senate Appropriations Committee	ACWA- Oppose unless amended
AB 1637	Irwin	Local government: internet websites and email addresses	The California Constitution authorizes cities and counties to make and enforce within their limits all local, police, sanitary, and other ordinances and regulations not in conflict with general laws and further authorizes cities organized under a charter to make and enforce all ordinances and regulations in respect to municipal affairs, which supersede inconsistent general laws. This bill, no later than January 1, 2027, would require a local agency, as defined, that maintains an internet website for use by the public to ensure that the internet website utilizes a “.gov” top-level domain or a “.ca.gov” second-level domain and would require a local agency that maintains an internet website that is noncompliant with that requirement to redirect that internet website to a	WATCH- AMENDS TAKE OUT SPECIAL DISTRICTS	CSDA- moves to “watch” with new amends

SB 149	Caballero	California Environmental Quality Act: administrative and judicial procedures: record of proceedings: judicial streamlining.	Infrastructure Package bill on streamlining of judicial review for CEQA challenges	Signed by Governor	Support by ACWA, CMUA, WateReuse
-----------	-----------	--	---	-----------------------	--

INFORMATION
ITEM

3F

Date: August 16, 2023

To: The Honorable Board of Directors

ADD
From: Shivaji Deshmukh, General Manager

Committee:

Staff Contact: Shivaji Deshmukh, General Manager

Subject: Public Outreach and Communication

Executive Summary:

- August, Water Quality Month
- August 19, World Photography Day
- August 20-24, World Water Week

Staff is working with CBP team members to help plan for outreach events where CBP can be highlighted.

- August 9 - The CBP team will be presenting an update internally for the Agency's "On the Menu" event.
- August 10 – The CBP team will present a CBP overview and update at the Fontana Chamber of Commerce.
- August 11 - The CBP team will host a booth at BIA's Southern California Water Conference in Ontario.

The Water Discovery Field Trip Program calendar is open for the upcoming 23/24 school year. For the month of September, the field trip dates are almost completely booked.

Staff's Recommendation:

This is an informational item for the Board of Directors to receive and file.

Budget Impact *Budgeted (Y/N): Y Amendment (Y/N): Y Amount for Requested Approval:*

Account/Project Name:

Fiscal Impact (explain if not budgeted):

Prior Board Action:

N/A

Environmental Determination:

Not Applicable

Business Goal:

IEUA is committed to providing a reliable and cost-effective water supply and promoting sustainable water use throughout the region.

IEUA is committed to enhancing and promoting environmental sustainability and the preservation of the region's heritage.

Attachments:

Attachment 1 - Background

Background

Subject: Public Outreach and Communication

August

- August, Water Quality Month
- August 19, World Photography Day
- August 20-24, World Water Week

Media and Outreach

General

- An Op-Ed was published in the *Fontana Herald News* through the Inland Empire Water Partnership focusing on future water supply security and statewide investments.
- IEUA hosted a Women in Water Inland Empire Chapter event on July 27. External Affairs coordinated with the Chapter to secure four panelists to discuss “The Juggle is Real! Managing a Career in Water and Your Personal Life.” Lucia Diaz, IEUA Manager of Facilities and Water System Programs, acted as moderator for the event.
- Staff continues to work with the Chino Basin Program team leads, partners, and Arellano Associates to develop and implement an outreach strategy for additional program communication, roadshow scheduling, identifying collaboration and partnership opportunities on shared media, and more. The team is working to develop a series of video shorts that can be included in presentations and shared more broadly. Additionally, a CBP social media profile has been developed for Facebook and Instagram. Staff is working with other program team members to help plan for outreach events where CBP can be highlighted.
 - August 9 - The CBP team will be presenting an update internally for the Agency’s “On the Menu” event.
 - August 10 – The CBP team will present a CBP overview and update at the Fontana Chamber of Commerce.
 - August 11 - The CBP team will host a booth at BIA’s Southern California Water Conference in Ontario.
- Staff coordinated with Customer Agencies to partner for a region-wide hose nozzle giveaway during Smart Irrigation Month. The amount of hose nozzles prepared for distribution has increased due to the high demand in 2022. Over 2,000 nozzles were distributed to residents in the region throughout the month. Approximately 2,300 hose nozzles were distributed to partners:
 - City of Chino - 300
 - City of Chino Hills - 300
 - Monte Vista Water District - 300
 - Cucamonga Valley Water District – 400
 - City of Upland - 200
 - City of Ontario - 200
 - City of Montclair - 200
 - City of Fontana - 200

- West Valley Water District - 200
- Staff continues to provide RP-5 construction updates with a 34-month progress check to showcase the progress made between August 2020 and June 2023.
- Staff transitioned its Water Word Wednesday posts to Water-Wise Wednesday throughout the month in observance of Smart Irrigation Month. Each Wednesday, a new word was shared to social media platforms with a related water-wise tip. A giveaway was also introduced during the second Wednesday of the month for a Smart Controller. This giveaway was paired with messaging on how to “control your controller.”
- Staff shared a Water-Use Efficiency team spotlight to social media in honor of Smart Irrigation Month. The post also highlighted resources for water-use efficiency rebates and programs available through socalwatersmart.com and bewaterwise.com.
- Staff transitioned New Splash posts to #MeetIEUA throughout the month to showcase new hires, why they chose a career at IEUA, and to further attract new talent for vacant positions.

Water Supply Awareness Efforts

- Staff is in the process of updating its “Time is Now” message to coincide with current water supply conditions. The re-branded campaign, “The Time is Always Now,” will have an increased emphasis on specific water-saving tips, habitual changes, and will continue to be shared to the Agency’s outreach platforms.

Advertising/Marketing

- A Smart Irrigation Month/Water Smart ad ran in the July issue of *Inland Empire Magazine*.
- A Smart Irrigation Month/Water Smart ad ran on July 26 in *La Opinion*.
- A Water Discovery/Education Program ad ran on July 29 in the *Chino Champion*.

Social Outreach and Analytics

- The Agency continues to publish content on LinkedIn and has gained 60 followers since June, with 684 page views in the last 30 days (June 23 – July 22).
- July: 26 posts were published to the IEUA Facebook page, 26 tweets were sent on the @IEUAWater Twitter handle, 26 posts were published to IEUA’s Instagram grid, and 22 posts were published to the IEUA LinkedIn page.
 - The top three Facebook posts, based on reach and engagement, in the month of July were:
 - 7/18 Intern (Administration) Hiring
 - 7/4 Collection System Operator I-II (DOQ) and Internship Trades Program Hiring
 - 7/3 Smart Irrigation Month Giveaway Reel (1 of 3)
 - The top three Twitter tweets, based on reach and engagement, in the month of July were:
 - 7/20 IEUA Recognized for Peak Performance Awards News Release
 - 7/6 SSO Drill Video
 - 7/10 IEUA at Assemblymember Rodriguez Community BBQ
 - The top three Instagram posts, based on reach and engagement, in the month of July were:
 - 7/3 Smart Irrigation Month Giveaway Reel (1 of 3)

- 7/13 Smart Irrigation Month Giveaway Reel (2 of 3)
- 7/21 IEUA Core Values
- The top three LinkedIn posts, based on impressions and reactions, in the month of July were:
 - 7/6 SSO Drill Video
 - 7/22 Water-Use Efficiency Team Highlight
 - 7/10 Meet IEUA
- For the month of July, there were 14,572 searches for a park in IEUA's service area on Yelp and the Chino Creek Wetlands and Educational Park was viewed 506 times.
- Chino Creek Wetlands and Educational Park's Instagram page, @chinocreekwetlands, gained 9 followers since June.

Education and Outreach Updates

- The Water Discovery Field Trip Program calendar is open for the upcoming 23/24 school year. For the month of September, the field trip dates are almost completely booked.
- Staff recognized Parks and Recreation Month through the Chino Creek Wetlands Instagram to encourage community members to visit the Park as a summer activity.
- Staff collaborated with Safety to create heat advisory messaging through the Chino Creek Wetlands Instagram.
- Staff collaborated with Facilities for a Zoom outreach presentation and Q&A on the Prado Basin for UCLA Landscape Design program's students and faculty.

Agency-Wide Membership Updates

Organization	Date(s)	Participants	Topic/Activity
Association of California Water Agencies (ACWA)	June 2, 2023	Alyson Piguee	ACWA State Legislative Committee Meeting
National Association of Clean Water Agencies (NACWA)	June 7, 2023	Sheila Esparza	NACWA Career Development Workshop at IEUA
California Association of Sanitation Agencies (CASA)	June 13, 2023	Richard Lao	Air Toxics Subgroup Meeting
California Association of Sanitation Agencies (CASA)	June 15, 2023	Richard Lao	Regulatory Working Group Biosolids Meeting
California Association of Sanitation Agencies (CASA)	June 15, 2023	Richard Lao	Regulatory Working Group Water Meeting

California Association of Sanitation Agencies (CASA)	June 16, 2023	Alyson Piguee	CASA State Legislative Committee Meeting
Association of California Water Agencies (ACWA)	June 22, 2023	Andrea Carruthers	Winning Crisis Communications Strategies Webinar
California Association of Sanitation Agencies (CASA)	June 22, 2023	Richard Lao	Air Quality, Climate Change and Energy (ACE) Workgroup Meeting
California Association of Sanitation Agencies (CASA)	June 27, 2023	Richard Lao	SoCal Air Committee Meeting
California Association of Sanitation Agencies (CASA)	June 28, 2023	Richard Lao	SoCal Water Quality Committee Meeting

**INFORMATION
ITEM**

3G

Date: August 16, 2023

To: The Honorable Board of Directors

ADD
From: Shivaji Deshmukh, General Manager

Committee:

Staff Contact: Kristine Day, Assistant General Manager

Subject: Treasurer's Report of Financial Affairs for the Month Ended June 2023

Executive Summary:

The Treasurer's Report of Financial Affairs for the month ended June 30, 2023 is submitted in a format consistent with the State requirements.

For the month of June 2023, total cash, investments, and restricted deposits of \$389,251,737 reflects a decrease of \$22,757,829 compared to the total of \$412,009,566 reported for May 2023. The decrease was primarily due to \$5,119,749 for the 2020A Refunding Revenue Bond debt service payment and \$11,922,675 in construction costs for the RP-5 Expansion and other projects. As a result, the average days cash on hand for the month ended June 2023 decreased from 334 to 299 days.

The unrestricted Agency investment portfolio yield in June 2023 was 3.460 percent, an increase of 0.267 percent compared to the May 2023 yield of 3.193 percent. The change in yield is attributed to higher yields in LAIF, CAMP, and managed investments.

Staff's Recommendation:

The Treasurer's Report of Financial Affairs for the month ended June 30, 2023 is an information item for the Board of Director's review

Budget Impact *Budgeted (Y/N):* N *Amendment (Y/N):* N *Amount for Requested Approval:*

Account/Project Name:

Fiscal Impact (explain if not budgeted):

Interest earned on the Agency's investment portfolio increases the Agency's overall reserves.

Prior Board Action:

On July 19, 2023 the Board of Directors received the Treasurer's Report of Financial Affairs for the month ended May 31, 2023.

Environmental Determination:

Not Applicable

Business Goal:

The Treasurer's Report of Financial Affairs is consistent with the Agency's Business Goal of Fiscal Responsibility in providing financial reporting that accounts for cash and investment activities to fund operating requirements and to optimize investment earnings.

Attachments:

Attachment 1 - Background

Attachment 2 - PowerPoint

Attachment 3 - Treasurer's Report of Financial Affairs

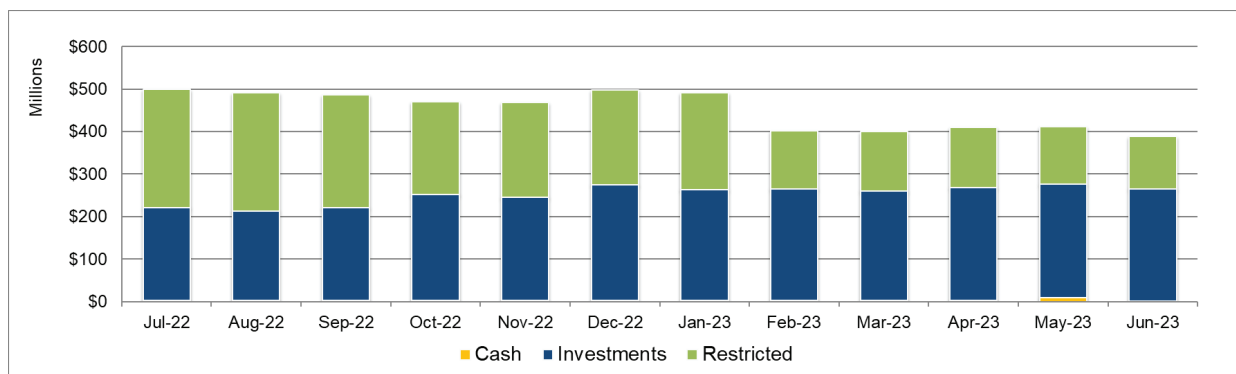
Background

Subject: Treasurer's Report of Financial Affairs for the Month Ended June 2023

The Treasurer's Report of Financial Affairs for the month ended June 30, 2023, is submitted in a format consistent with State requirements. The monthly report denotes investment transactions that have been executed in accordance with the Agency's Investment Policy (Resolution No. 2023-4-6).

Agency total cash, investments, and restricted deposits for the month of June 2023 was \$389.2 million, a decrease of \$22.8 million compared to the \$412.0 million reported in May 2023 as shown in Figure 1. The decrease is primarily due to \$5.1 million for the 2020A Refunding Revenue Bond debt service payment and \$11.9 million in construction costs for the RP-5 Expansion and other projects.

Figure 1: Cash, Investments, and Restricted Deposits



PFM continues to focus on investment discipline and maintaining a neutral duration strategy to ensure current investments align with the Agency's Investment Policy's goals of preservation of capital in the overall portfolio, providing sufficient liquidity to meet operating requirements, and attaining a market rate of return throughout budgetary and economic cycles.

Table 1 below represents the Agency's unrestricted investment portfolio by authorized investment and duration with a total portfolio amount of \$263.1 million. The Agency portfolio excludes cash and restricted deposits in the amount of \$126.1 million held with fiscal agents, including \$56.5 million in capitalized interest and debt proceeds for the RP-5 Expansion Project.

The Agency's unrestricted investment portfolio yield in June 2023 was 3.460 percent, a slight increase of 0.267 percent compared to the May 2023 yield of 3.193 percent. The change in yield is attributed to increasing yields for LAIF, CAMP, and managed investments.

Table 1: Agency Portfolio

Authorized Investments	Allowable Threshold (\$ million or %)	Investment Value as of June 30, 2023 (\$ million)				Average Yield %	Portfolio% (Unrestricted)
		Under 1 Year	1-3 Years	Over 3 Years	Total		
LAIF*- Unrestricted	\$75	\$25.8	\$0.0	\$0.0	\$25.8	3.167%	9.80%
CAMP** – Unrestricted	n/a	114.5	0.0	0.0	114.5	5.240%	43.52%
CBB*** – Sweep	40%	7.7	0.0	\$0.0	7.7	0.100%	2.96%
Sub-Total Agency Managed		\$148.0	\$0.0	\$0.0	\$148.0	4.609%	56.28%
Brokered Cert. of Deposit	30%	\$0.0	\$1.1	\$0.0	\$1.1	5.440%	0.40%
Medium Term Notes	30%	1.8	11.3	9.3	22.4	2.941%	8.50%
Federal Agency Mortgage-Backed Security	n/a	0.0	0.0	0.8	0.8	4.310%	0.29%
Municipal Bonds	10%	0.2	1.9	0.0	2.1	0.986%	0.81%
Supranational Bonds	20%	0.0	1.7	0.0	1.7	0.520%	0.63%
US Treasury Notes	n/a	5.7	40.1	23.0	68.8	1.983%	26.17%
US Gov't Securities	n/a	2.5	15.7	0.0	18.2	0.740%	6.92%
Sub-Total PFM Managed		\$10.2	\$71.8	\$33.1	\$115.1	1.980%	43.72%
Total		\$158.2	\$71.8	\$33.1	\$263.1	3.460%	100.0%

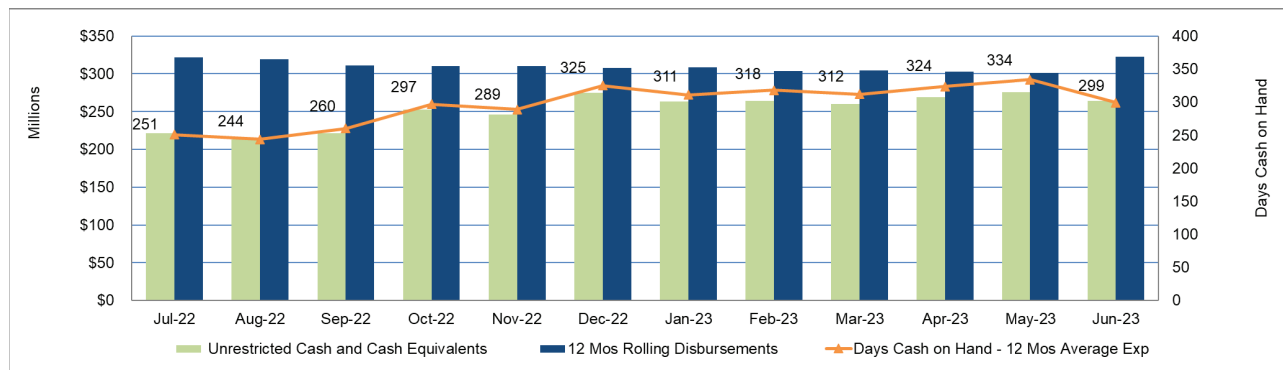
*LAIF – Local Agency Investment Fund

**CAMP – California Asset Management Program

***CBB – Citizens Business Bank

+/- due to rounding

Average days cash on hand is calculated using the monthly ending balance of unrestricted cash and cash equivalents divided by disbursements associated with operating expenses, debt service costs, and capital expenditures. The average days cash on hand decreased from 334 days to 299 days for the month of June 2023 as shown in Figure 2.

Figure 2: Days Cash on Hand – 12 Month Rolling Average

Monthly cash and investment summaries are available on the Agency's website at:

<https://www.ieua.org/read-our-reports/cash-and-investment/>



Treasurer's Report of Financial Affairs for the Month Ended June 2023

Alex Lopez

Acting Treasurer

August 2023

Agency Liquidity

- Decrease in Cash, Investment, and Restricted Deposits is primarily due to debt service and construction costs for the RP-5 Expansion and other projects.
- Increase in Investment Portfolio Yield primarily due to higher yields for LAIF, CAMP, and managed investments.

Description	June \$ Millions	May \$ Millions	Increase / (Decrease) \$ Millions
Investment Portfolio	\$263.1	\$266.8	(3.7)
Cash and Restricted Deposits	\$126.1	\$145.2	(19.1)
Total Investments, Cash, and Restricted Deposits	\$389.2	\$412.0	(22.8)
Investment Portfolio Yield	3.460%	3.193%	0.267%
Weighted Average Duration (Years)	1.35	1.18	0.17
Average Cash on Hand (Days)	299	334	(35)

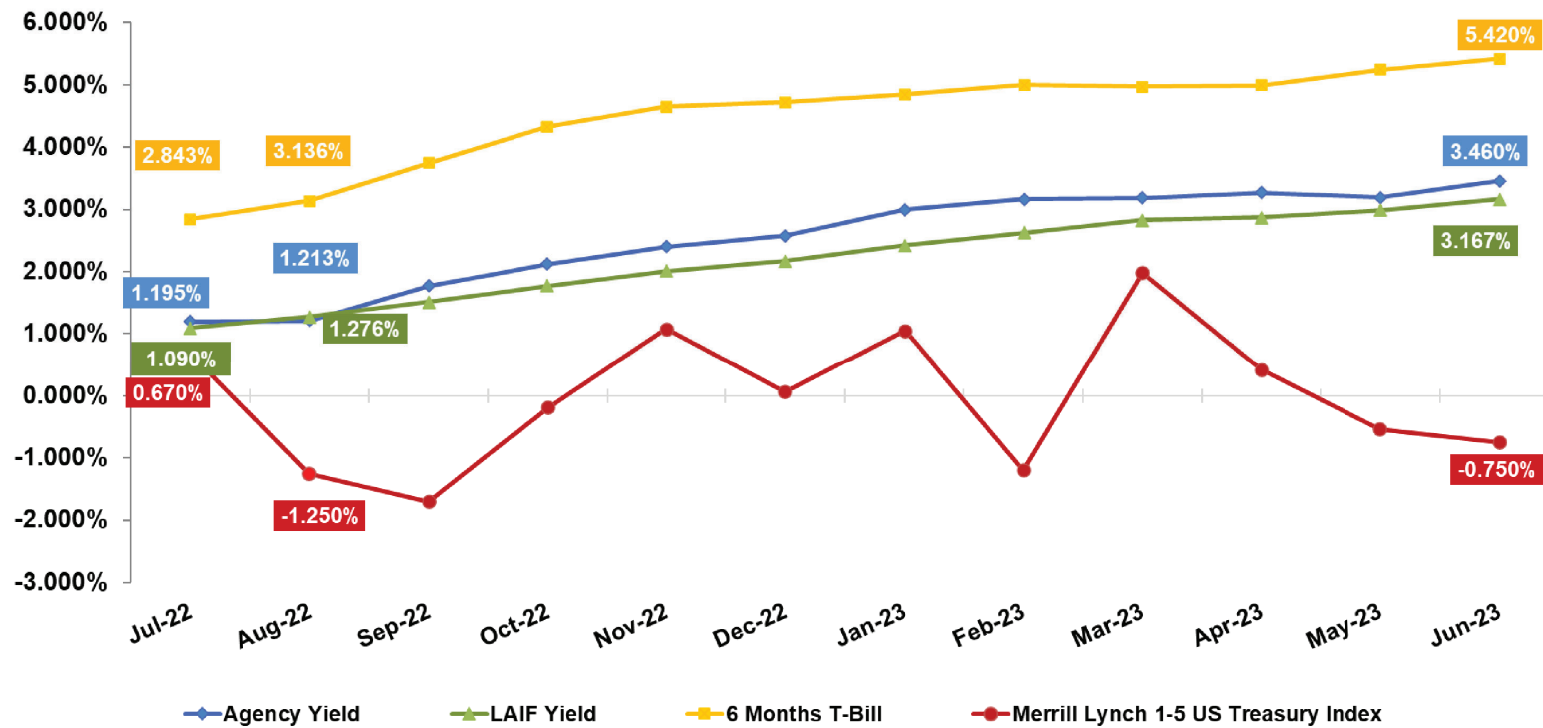
Monthly cash and investment summaries available at: <https://www.ieua.org/read-our-reports/cash-and-investment/>

Agency Investment Position

Authorized Investments	Allowable Threshold (\$ million or %)	Under 1 Year	1 – 3 Years	Over 3 Years	Total	Average Yield %	Portfolio % (Unrestricted)
Local Agency Investment Fund	\$75	\$25.8	\$0.0	\$0.0	\$25.8	3.167%	9.80%
California Asset Management Program	n/a	114.5	0.0	0.0	114.5	5.240%	43.52%
Citizens Business Bank – Sweep	40%	7.7	0.0	0.0	7.7	0.100%	2.96%
Sub-Total Agency Managed		\$148.0	\$0.0	\$0.0	\$148.0	4.609%	56.28%
Brokered Certificates of Deposit (CD)	30%	\$0.0	\$1.1	\$0.0	\$1.1	5.440%	0.40%
Medium Term Notes	30%	1.8	11.3	9.3	22.4	2.941%	8.50%
Federal Agency Mortgage-Backed Security	n/a	0.0	0.0	0.8	0.8	4.310%	0.29%
Municipal Bonds	10%	0.2	1.9	0.0	2.1	0.986%	0.81%
Supranational Bonds	20%	0.0	1.7	0.0	1.7	0.520%	0.63%
US Treasury Notes	n/a	5.7	40.1	23.0	68.8	1.983%	26.17%
US Government Securities	n/a	2.5	15.7	0.0	18.2	0.740%	6.92%
Sub-Total PFM Managed		\$10.2	\$71.8	\$33.1	\$115.1	1.980%	43.72%
Total		\$158.2	\$71.8	\$33.1	\$263.1	3.460%	100.00%

Portfolio Yield Comparison

Inland Empire Utilities Agency
Treasurer's Report of Financial Affairs
Month Ended June 30, 2023
Agency Investment Portfolio Yield Comparison



TREASURER'S REPORT OF FINANCIAL AFFAIRS

For the Month Ended June 30, 2023



All investment transactions have been executed in accordance with the criteria stated in the Agency's Investment Policy (Resolution No. 2023-4-6) adopted by the Inland Empire Utilities Agency's Board of Directors during its regular meeting held on May 17, 2023.

The funds anticipated to be available during the next six-month period are expected to be sufficient to meet all foreseen expenditures during the period.

* A Municipal Water District

INLAND EMPIRE UTILITIES AGENCY
Cash and Investment Summary

Month Ended
June 30, 2023

	June	May	Variance
<u>Cash, Bank Deposits, and Bank Investment Accounts</u>	\$1,283,682	\$8,793,715	(\$7,510,033)
<u>Investments</u>			
Agency Managed			
Citizens Business Bank (CBB) Repurchase (Sweep)	\$7,775,959	\$20,010,337	(\$12,234,378)
Local Agency Investment Fund (LAIF)	25,779,306	22,779,306	3,000,000
California Asset Management Program (CAMP)	114,502,469	108,982,084	5,520,385
Total Agency Managed Investments	148,057,734	151,771,727	(\$3,713,993)
PFM Managed			
Certificates of Deposit	\$1,065,000	\$1,065,000	\$0
Municipal Bonds	2,140,695	2,140,723	(28)
Federal Agency Commercial Mortgage-Backed Securites	766,418	765,837	581
Supra-National Agency Bonds	1,669,493	1,669,459	34
Medium Term Notes	22,369,840	22,354,179	15,661
U.S. Treasury Notes	68,852,905	67,973,193	879,712
U.S. Government Sponsored Entities	18,201,714	19,088,181	(886,467)
Total PFM Managed Investments	115,066,065	115,056,572	\$9,493
Total Investments	\$263,123,799	\$266,828,299	(\$3,704,500)
Total Cash and Investments Available to the Agency	\$264,407,481	\$275,622,014	(\$11,214,533)
<u>Restricted Deposits</u>			
CAMP Water Connection Reserve	\$28,556,887	\$27,655,618	\$901,269
LAIF Self Insurance Reserve	6,573,509	6,573,509	-
Bond and Note Accounts	15,272,860	15,206,208	66,652
2020B Construction Accounts	41,265,453	56,218,396	(14,952,943)
California Employers' Retirement Benefit Trust Account - CERBT (Other Post Employment Benefits - OPEB)	20,729,041	20,195,189	533,852
Escrow Deposits	12,446,506	10,538,632	1,907,874
Total Restricted Deposits	\$124,844,256	\$136,387,552	(\$11,543,296)
<i>Total Cash, Investments, and Restricted Deposits</i>	\$389,251,737	\$412,009,566	(\$22,757,829)

INLAND EMPIRE UTILITIES AGENCY
Cash and Investment Summary
Month Ended
June 30, 2023

Cash, Bank Deposits, and Bank Investment Accounts

CBB Demand Account (Negative balance offset by CBB Sweep Balance)	\$491,969
CBB Payroll Account	-
CBB Workers' Compensation Account	108,783
Subtotal Demand Deposits	<u>\$600,752</u>

Other Cash and Bank Accounts

Petty Cash	\$2,250
Subtotal Other Cash	<u>\$2,250</u>

US Bank Pre-Investment Money Market Account

\$680,680

Total Cash and Bank Accounts

\$1,283,682

Unrestricted Investments

CBB Repurchase (Sweep) Investments

Ginnie Mae (GNMA)	\$7,775,959
Subtotal CBB Repurchase (Sweep)	<u>\$7,775,959</u>

Local Agency Investment Fund (LAIF)

LAIF Fund	\$25,779,306
Subtotal Local Agency Investment Fund	<u>\$25,779,306</u>

California Asset Management Program (CAMP)

Short Term	\$114,502,469
Subtotal CAMP	<u>\$114,502,469</u>

Subtotal Agency Managed Investment Accounts

\$148,057,734

Brokered Certificates of Deposit

Brokered Certificates of Deposit	\$1,065,000
Subtotal Brokered Certificates of Deposit	<u>\$1,065,000</u>

Federal Agency Commercial Mortgage-Backed Security

Federal Agency Comm. Mortgage-Backed Security	\$766,418
Subtotal Federal Agency Comm. Mortgage-Backed Security	<u>\$766,418</u>

Supra-National Agency Bonds

Inter-American Development Bank Notes	\$1,669,493
Subtotal Supra-National Agency Bonds	<u>\$1,669,493</u>

INLAND EMPIRE UTILITIES AGENCY
Cash and Investment Summary
Month Ended
June 30, 2023

Municipal Bonds

Subtotal State and Local Municipal Bonds	\$2,140,695
Subtotal State and Municipal Bonds	<u>\$2,140,695</u>

Medium Term Notes

Medium Term Notes	\$22,369,840
Subtotal Medium Term Notes	<u>\$22,369,840</u>

U.S. Treasury Notes

Treasury Note	\$68,852,905
Subtotal U.S. Treasury Notes	<u>\$68,852,905</u>

U.S. Government Sponsored Entities

Fannie Mae Bank	\$11,915,257
Freddie Mac Bank	4,275,913
Federal Home Loan Bank	<u>2,010,544</u>
Subtotal U.S. Government Sponsored Entities	<u>\$18,201,714</u>

Subtotal PFM Managed Investment Accounts	<u>\$115,066,065</u>
---	-----------------------------

<i>Total Investments</i>	<u>\$263,123,799</u>
---------------------------------	-----------------------------

Restricted Deposits

Investment Pool Accounts

CAMP - Water Connection Reserves	\$28,556,887
LAIF - Self Insurance Fund Reserves	<u>6,573,509</u>
Subtotal Investment Pool Accounts	<u>\$35,130,396</u>

Bond and Note Accounts

2017A Debt Service Accounts	\$427
2020A Debt Service Accounts	-
2020B Debt Service Accounts	36
2020B Capitalized Interest	<u>15,272,397</u>
Subtotal Bond and Note Accounts	<u>\$15,272,860</u>

INLAND EMPIRE UTILITIES AGENCY
Cash and Investment Summary
Month Ended
June 30, 2023

Restricted Deposits Continued

2020B Construction Project Accounts

LAIF Construction Project Accounts	\$30,299,804
CAMP Construction Project Accounts	10,965,649
Subtotal 2020B Construction Project Accounts	<u>\$41,265,453</u>

CalPERS

CERBT Account (OPEB)	\$20,729,041
Subtotal CalPERS Accounts	<u>\$20,729,041</u>

Escrow Deposits

W.M. Lyles Construction	\$11,686,634
MNR Construction, Inc.	759,872
Subtotal Escrow Deposits	<u>\$12,446,506</u>

<i>Total Restricted Deposits</i>	<u><u>\$124,844,256</u></u>
---	-----------------------------

<i>Total Cash, Investments, and Restricted Deposits as of June 30, 2023</i>	<u><u>\$389,251,737</u></u>
--	-----------------------------

Total Cash, Investments, and Restricted Deposits as of 06/30/2023	\$389,251,737
Less: Total Cash, Investments, and Restricted Deposits as of 05/31/2023	<u>412,009,566</u>
<i>Total Monthly Increase (Decrease)</i>	<u><u>(\$22,757,829)</u></u>

INLAND EMPIRE UTILITIES AGENCY

Cash and Investment Summary

Month Ended
June 30, 2023

Par	Cost Basis	Term	June	% Coupon	% Yield to Maturity	Maturity	Market
Amount	Amount	(Days)	Value			Date	Value

Cash, Bank Deposits, and Bank Investment Accounts

Citizens Business Bank (CBB)

Demand Account	\$491,969	\$491,969	N/A	\$491,969	N/A	N/A	\$491,969
Payroll Checking	0	0	N/A	0	N/A	N/A	0
Workers' Compensation Account	108,783	108,783	N/A	108,783	N/A	N/A	108,783
Subtotal CBB Accounts	\$600,752	\$600,752		\$600,752			\$600,752

US Bank (USB)

Custodial Money Market (<i>Investment Mgmt.</i>)	\$212,415	\$212,415	N/A	\$212,415	4.61%	N/A	\$212,415
Custodial Money Market (<i>Debt Service</i>)	468,265	468,265	N/A	468,265	4.61%	N/A	468,265
Subtotal USB Account	\$680,680	\$680,680		\$680,680	4.61%		\$680,680

Petty Cash

\$2,250	\$2,250	N/A	\$2,250	N/A	N/A	\$2,250
---------	---------	-----	---------	-----	-----	---------

Total Cash, Bank Deposits and Bank Investment Accounts

\$1,283,682	\$1,283,682		\$1,283,682			\$1,283,682
--------------------	--------------------	--	--------------------	--	--	--------------------

Investments

CBB Daily Repurchase (Sweep) Accounts

Freddie Mac (FHLMC)	\$0	\$0	N/A	\$0	0.10%	N/A	\$0
Ginnie Mae (GNMA)	7,775,959.00	7,775,959	N/A	7,775,959	0.10%	N/A	7,775,959
Subtotal CBB Repurchase Accounts	\$7,775,959	\$7,775,959		\$7,775,959	0.10%		\$7,775,959

LAIF Accounts

Non-Restricted Funds	\$25,779,306	\$25,779,306	N/A	\$25,779,306	3.167%	N/A	\$25,779,306
Subtotal LAIF Accounts	\$25,779,306	\$25,779,306		\$25,779,306	3.167%		\$25,779,306

CAMP Accounts

Non-Restricted Funds	\$114,502,469	\$114,502,469	N/A	\$114,502,469	5.24%	N/A	\$114,502,469
Subtotal CAMP Accounts	\$114,502,469	\$114,502,469		\$114,502,469	5.24%		\$114,502,469

Subtotal Agency Managed Investment Accounts

\$148,057,734	\$148,057,734		\$148,057,734	4.61%		\$148,057,734
----------------------	----------------------	--	----------------------	--------------	--	----------------------

Brokered Certificates of Deposit (CDs)

Toronto Dominion Bank NY	\$1,065,000	\$1,065,000	1312	\$1,065,000	5.47%	5.44%	10/25/24	\$1,064,313
Subtotal Brokered CDs	\$1,065,000	\$1,065,000		\$1,065,000		5.44%		\$1,064,313

Federal Agency Commercial Mortgage-Backed Security (CMBS)

FHMS K061 A2	\$790,000	\$765,683	1257	\$766,418	3.35%	4.31%	11/01/26	\$754,352
Subtotal Fed. Agcy. Comm. Mortgage-Backed Securit	\$790,000	\$765,683		\$766,418		4.31%		\$754,352

INLAND EMPIRE UTILITIES AGENCY

Cash and Investment Summary

Month Ended
June 30, 2023

Par	Cost Basis	Term	June	% Coupon	% Yield to Maturity	Maturity	Market
Amount	Amount	(Days)	Value			Date	Value

Investments (continued)

US Treasury Note

US Treasury Note	\$990,000	\$988,608	1044	\$989,777	0.13%	0.17%	12/15/23	\$967,416
US Treasury Note	120,000	120,356	1813	120,036	2.63%	2.56%	12/31/23	118,425
US Treasury Note	810,000	806,235	917	809,187	0.13%	0.31%	01/15/24	787,725
US Treasury Note	675,000	709,778	566	684,077	2.38%	0.35%	02/29/24	661,500
US Treasury Note	2,345,000	2,355,534	1792	2,346,787	2.00%	1.90%	04/30/24	2,279,413
US Treasury Note	210,000	208,679	1059	209,602	0.25%	0.47%	05/15/24	200,780
US Treasury Note	575,000	580,930	1824	576,187	2.00%	1.78%	06/30/24	556,043
US Treasury Note	1,000,000	1,016,172	2183	1,003,523	2.13%	1.78%	07/31/24	965,781
US Treasury Note	1,310,000	1,349,146	1824	1,319,808	2.13%	1.50%	09/30/24	1,259,647
US Treasury Note	595,000	614,454	1822	600,210	2.25%	1.57%	10/31/24	571,758
US Treasury Note	510,000	521,814	1789	513,421	2.13%	1.63%	11/30/24	488,405
US Treasury Note	1,820,000	1,876,875	1258	1,843,419	1.50%	0.58%	11/30/24	1,727,862
US Treasury Note	1,445,000	1,383,587	1009	1,410,672	1.13%	2.73%	01/15/25	1,358,751
US Treasury Note	340,000	335,232	1475	337,737	0.25%	0.60%	05/31/25	311,100
US Treasury Note	1,900,000	1,866,230	1440	1,883,584	0.25%	0.71%	05/31/25	1,738,500
US Treasury Note	2,050,000	2,027,898	1488	2,038,236	0.25%	0.52%	08/31/25	1,859,734
US Treasury Note	990,000	968,228	1463	977,767	0.25%	0.81%	09/30/25	896,569
US Treasury Note	1,600,000	1,573,125	1482	1,585,094	0.25%	0.67%	09/30/25	1,449,000
US Treasury Note	435,000	427,965	1658	431,254	0.38%	0.74%	11/30/25	392,587
US Treasury Note	1,910,000	1,873,218	1623	1,889,988	0.38%	0.82%	11/30/25	1,723,775
US Treasury Note	2,925,000	2,845,591	1489	2,877,909	0.38%	1.06%	11/30/25	2,639,812
US Treasury Note	815,000	810,034	1814	812,498	0.38%	0.50%	12/31/25	734,646
US Treasury Note	1,780,000	1,751,145	1699	1,764,477	0.38%	0.73%	12/31/25	1,604,503
US Treasury Note	870,000	820,995	1439	837,818	0.38%	1.86%	01/31/26	780,961
US Treasury Note	1,520,000	1,466,087	1486	1,485,715	0.38%	1.27%	01/31/26	1,364,437
US Treasury Note	1,540,000	1,400,437	1368	1,443,592	0.38%	2.95%	01/31/26	1,382,391
US Treasury Note	2,248,910	2,248,910	1479	2,283,604	0.38%	1.42%	01/31/26	2,105,004
US Treasury Note	2,940,000	3,257,428	1822	3,104,638	2.63%	0.43%	01/31/26	2,797,594
US Treasury Note	1,765,000	1,717,428	1850	1,735,021	0.50%	1.15%	02/28/26	1,585,466
US Treasury Note	3,110,000	3,068,088	1821	3,087,605	0.50%	0.78%	02/28/26	2,793,655
US Treasury N/B Note	1,360,000	1,359,469	1664	1,359,680	0.75%	0.76%	03/31/26	1,229,100
US Treasury N/B Note	1,464,000	1,453,192	1805	1,457,623	0.75%	0.90%	05/31/26	1,314,855
US Treasury N/B Note	2,120,000	1,942,947	1453	1,990,226	0.75%	2.99%	05/31/26	1,904,025
US Treasury N/B Note	890,000	819,461	1637	838,851	0.88%	2.77%	09/30/26	796,272
US Treasury N/B Note	1,190,000	1,086,851	1604	1,113,667	0.88%	3.00%	09/30/26	1,064,678
US Treasury Note	1,500,000	1,457,637	1686	1,466,707	2.25%	2.91%	02/15/27	1,394,766
US Treasury N/B Note	2,115,000	1,890,281	1729	1,933,172	0.50%	2.92%	04/30/27	1,832,449
US Treasury Note	1,055,000	936,436	1784	957,969	0.50%	2.99%	06/30/27	909,443

INLAND EMPIRE UTILITIES AGENCY

Cash and Investment Summary

Month Ended
June 30, 2023

	Par	Cost Basis	Term	June	%	%	Maturity	Market
	Amount	Amount	(Days)	Value	Coupon	Yield to Maturity	Date	Value
<u>Investments (continued)</u>								
US Treasury Note	3,315,000	3,142,905	1804	3,171,333	2.25%	3.40%	08/15/27	3,064,303
US Treasury Note	1,965,000	1,952,181	1792	1,953,898	4.13%	4.27%	09/30/27	1,953,947
US Treasury Note	1,105,000	1,120,366	1788	1,118,605	4.13%	3.81%	10/31/27	1,099,130
US Treasury Note	2,165,000	1,843,717	1759	1,875,864	0.50%	3.91%	10/31/27	1,847,692
US Treasury Note	1,925,000	1,932,971	1639	1,932,844	3.88%	3.77%	11/30/27	1,897,930
US Treasury Note	2,235,000	2,145,949	1750	2,149,002	2.75%	3.66%	02/15/28	2,100,551
US Treasury Note	620,000	613,122	1820	613,560	4.00%	4.25%	02/29/28	615,544
US Treasury Note	2,160,000	2,158,312	1795	2,158,369	3.63%	3.64%	03/31/28	2,110,050
US Treasury Note	625,000	561,694	1786	563,502	1.25%	3.52%	03/31/28	546,875
US Treasury Note	1,200,000	1,194,609	1826	1,194,790	3.50%	3.60%	04/30/28	1,166,062
Subtotal US Treasuries	70,249,000	68,602,308		\$68,852,905		1.98%		\$64,950,912
<u>U.S. Government Sponsored Entities</u>								
Fannie Mae Bond	\$645,000	\$645,000	1,092	\$645,000	0.36%	0.36%	08/18/23	\$641,016
Freddie Mac Bond	805,000	804,203	1,095	804,887	0.25%	0.28%	12/04/23	787,630
Federal Home Loan Bank	870,000	895,642	1,772	872,315	3.38%	2.72%	12/08/23	862,133
Federal Home Loan Bank	190,000	189,327	1,824	189,916	2.50%	2.58%	02/13/24	186,634
Fannie Mae Bond	2,055,000	2,130,234	1,769	2,078,646	1.63%	0.85%	01/07/25	1,948,796
Freddie Mac Bond	1,215,000	1,214,065	1,825	1,214,697	1.50%	1.52%	02/12/25	1,147,070
Federal Home Loan Bank	950,000	945,288	1,824	948,313	0.50%	0.60%	04/14/25	877,318
Fannie Mae Bond	495,000	496,629	1,792	495,601	0.63%	0.56%	04/22/25	457,810
Fannie Mae Bond	1,275,000	1,272,373	1,824	1,274,048	0.63%	0.67%	04/22/25	1,179,208
Fannie Mae Bond	1,425,000	1,432,296	1,782	1,427,706	0.63%	0.52%	04/22/25	1,317,938
Fannie Mae Bond	240,000	241,126	1,716	240,470	0.50%	0.40%	06/17/25	220,172
Fannie Mae Bond	995,000	996,473	1,693	995,624	0.50%	0.47%	06/17/25	912,798
Fannie Mae Bond	1,435,000	1,441,931	1,778	1,437,795	0.50%	0.40%	06/17/25	1,316,447
Fannie Mae Bond	1,480,000	1,476,936	1,824	1,478,796	0.50%	0.54%	06/17/25	1,357,730
Freddie Mac Bond	895,000	890,543	1,824	893,165	0.38%	0.48%	07/21/25	816,651
Fannie Mae Bond	950,000	945,554	1,824	948,084	0.38%	0.47%	08/25/25	863,739
Freddie Mac Bond	1,365,000	1,360,891	1,824	1,363,164	0.38%	0.44%	09/23/25	1,237,867
Fannie Mae Bond	895,000	891,796	1,821	893,487	0.50%	0.57%	11/07/25	810,140
Subtotal U.S. Gov't Sponsored Entities	18,180,000	\$18,270,307		\$18,201,714		0.74%		\$16,941,097
<u>Supra-National Agency Bond</u>								
Inter-American Development Bank Notes	\$1,670,000	\$1,668,764	1,096	\$1,669,493	0.50%	0.52%	09/23/24	\$1,573,816
Subtotal Supra-National Agency Bond	\$1,670,000	\$1,668,764		\$1,669,493		0.52%		\$1,573,816

INLAND EMPIRE UTILITIES AGENCY

Cash and Investment Summary

Month Ended
June 30, 2023

Par	Cost Basis	Term	June	% Coupon	% Yield to Maturity	Maturity	Market
Amount	Amount	(Days)	Value			Date	Value

Investments (continued)

Municipal Bonds

CA State Earthquake Authority Taxable Rev	\$195,000	\$195,000	949	\$195,000	1.48%	1.48%	07/01/23	\$195,000
Maryland State GO Bond	250,000	249,930	1457	249,981	0.51%	0.52%	08/01/24	237,178
CA State Dept of Wtr Res	100,000	100,000	1578	100,000	0.56%	0.56%	12/01/24	93,517
Univ. of CA Revenue Bond	90,000	90,326	1764	90,123	0.88%	0.81%	05/15/25	83,830
Univ. of CA Revenue Bond	205,000	205,000	1764	205,000	0.88%	0.88%	05/15/25	190,945
Florida State Board of Admin. Taxable Rev	200,000	201,414	1749	200,591	1.26%	1.11%	07/01/25	185,306
Florida State Board of Admin. Taxable Rev	520,000	520,000	1749	520,000	1.26%	1.26%	07/01/25	481,795
Los Angeles CCD CA Taxable GO Bonds	375,000	375,000	1725	375,000	0.77%	0.77%	08/01/25	344,291
NJ Turnpike Authority	205,000	205,000	1792	205,000	1.05%	1.05%	01/01/26	187,323
Subtotal State and Local Municipal Bonds	\$2,140,000	\$2,141,670		\$2,140,695		0.99%		\$1,999,185

Medium Term Notes

Pfizer Inc	\$1,260,000	\$1,276,393	1807	\$1,262,111	2.95%	2.67%	03/15/24	\$1,237,265
Amazon Com. Inc.	560,000	559,182	1096	559,764	0.45%	0.50%	05/12/24	536,161
Walmart Inc	1,425,000	1,495,195	1768	1,438,853	2.85%	1.78%	07/08/24	1,389,386
JP Morgan Chase	570,000	570,000	1461	570,000	0.65%	0.65%	09/16/24	563,358
Bank of America	725,000	725,000	1464	725,000	0.81%	0.81%	10/24/24	712,686
John Deere Capital Corp	790,000	770,045	1037	779,243	1.25%	2.17%	01/10/25	743,482
Toyota Motor	315,000	318,078	1724	316,059	1.80%	1.58%	02/13/25	298,297
Toyota Motor	425,000	429,152	1724	426,428	1.80%	1.58%	02/13/25	402,464
Novartis Capital	1,425,000	1,475,744	1743	1,441,688	1.75%	0.98%	02/14/25	1,351,255
JP Morgan Chase	555,000	555,000	1461	555,000	0.82%	0.82%	06/01/25	527,390
Pepsico Inc	1,115,000	1,092,510	1437	1,096,313	3.50%	4.37%	07/17/25	1,082,814
Intel Corp	1,115,000	1,091,474	1449	1,095,399	3.70%	4.60%	07/29/25	1,084,985
JP Morgan Chase	355,000	355,000	1460	355,000	0.77%	0.77%	08/09/25	334,258
Microsoft Corp (Callable)	560,000	543,346	1546	545,857	3.13%	4.28%	11/03/25	538,329
Bristol Myers	349,000	345,524	1606	347,126	0.75%	0.98%	11/13/25	316,550
Bank of Americ Corp	880,000	880,000	1472	880,000	3.38%	3.38%	04/02/26	843,265
State Street Corporation Corp Notes	775,000	730,290	1078	731,327	2.65%	4.77%	05/19/26	724,129
Microsoft Corp (Callable)	1,100,000	1,112,199	1625	1,108,292	2.40%	2.14%	08/08/26	1,032,607
Mastercard Inc	1,705,000	1,621,148	1430	1,632,348	2.95%	4.33%	11/21/26	1,607,839
Target Corp	150,000	149,745	1817	149,818	1.95%	1.99%	01/15/27	137,254
Target Corp	690,000	689,579	1810	689,699	1.95%	1.96%	01/15/27	631,368
Truist Financial Corp	935,000	817,779	2010	838,987	1.13%	3.91%	08/03/27	785,858
Home Depot Inc	1,145,000	1,079,586	1726	1,085,476	2.80%	4.17%	09/14/27	1,064,723
Amazon Inc	1,075,000	1,079,322	1804	1,078,859	4.55%	4.46%	12/01/27	1,066,562
Walmart Inc	1,330,000	1,327,034	1794	1,327,107	4.55%	3.95%	04/15/28	1,296,839
Apple Inc	1,330,000	1,334,190	1819	1,334,086	4.55%	3.93%	05/10/28	1,307,584
Subtotal Medium Term Notes	\$22,659,000	\$22,422,514		\$22,369,840		2.94%		\$21,616,708

INLAND EMPIRE UTILITIES AGENCY
Cash and Investment Summary

Month Ended
June 30, 2023

	Par	Cost Basis	Term	June	%	%	Maturity	Market
	Amount	Amount	(Days)	Value	Coupon	Yield to Maturity	Date	Value
Subtotal PFM Managed Investment Accounts	\$116,753,000	\$114,936,246		\$115,066,065		1.99%		\$108,900,383
Total Investments	\$264,810,734	\$262,993,980		\$263,123,799				\$256,958,117
<i>(Source of Investment Amortized Cost: PFM)</i>								
<u>Restricted Deposits</u>								
Investment Pool Accounts								
CAMP - Water Connection Reserves	\$28,556,887	\$28,556,887	N/A	\$28,556,887		5.24%	N/A	\$28,556,887
LAIF - Self Insurance Reserves	6,573,509	6,573,509	N/A	6,573,509		3.17%	N/A	6,573,509
Total Investment Pool Accounts	\$35,130,396	\$35,130,396		\$35,130,396		4.85%		\$35,130,396
Bond and Note Accounts								
2017A Debt Service Accounts	\$427	\$427	N/A	\$427		0.00%	N/A	\$427
2020B Debt Service Accounts	36	36	N/A	36		0.00%	N/A	36
2020B Capitalized Interest Account	15,272,397	15,272,397	N/A	15,272,397		5.24%	N/A	15,272,397
Total Bond and Note Accounts	\$15,272,860	\$15,272,860		\$15,272,860		5.24%		\$15,272,860
2020B Construction Project Account								
LAIF Construction Fund	\$30,299,804	\$30,299,804	N/A	\$30,299,804		3.17%	N/A	\$30,299,804
CAMP Construction Fund	10,965,649	10,965,649		10,965,649		5.24%	N/A	10,965,649
Total 2020B Construction Project Accts	\$41,265,453	\$41,265,453		\$41,265,453		5.66%		\$41,265,453
CalPERS Deposits								
CERBT Account (OPEB)	\$16,000,000	\$16,000,000	N/A	\$20,729,041		N/A	N/A	\$20,729,041
Subtotal CalPERS Deposits	\$16,000,000	\$16,000,000		\$20,729,041				\$20,729,041
<i>CERBT Strategy 2 Performance as of May 31, 2023 based on 1 year net return was -4.73%</i>								
<u>Escrow Deposits</u>								
W. M. Lyles Construction	\$11,686,634	\$11,686,634	N/A	\$11,686,634		N/A	N/A	\$11,686,634
MNR Construction, Inc	759,872	759,872	N/A	759,872		N/A	N/A	759,872
Subtotal Escrow Deposits	\$12,446,506	\$12,446,506		\$12,446,506				\$12,446,506
Total Restricted Deposits	\$120,115,215	\$120,115,215		\$124,844,256				\$124,844,256
Total Cash, Investments, and Restricted Deposits as of June 30, 2023	\$386,209,631	\$384,392,877		\$389,251,737				\$383,086,055

INLAND EMPIRE UTILITIES AGENCY
Cash and Investment Summary

Month Ended
June 30, 2023

June Purchases

No.	Date	Transaction	Investment Security	Type	Par Amount Purchased	Investment Yield to Maturity
1	6/5/2023	Buy	US Treasury Note	US Treasury	\$1,925,000	3.770%
2	6/6/2023	Buy	State Street Corporation Corp Notes	Corporate Note	775,000	4.770%
Total Purchases					\$ 2,700,000	

June Investment Maturities, Calls & Sales

No.	Date	Transaction	Investment Security	Type	Par Amount Matured/Sold	Investment Yield to Maturity
1	6/5/2023	Sale	Freddie Mac Notes	Fed Agency	\$885,000	0.280%
2	6/5/2023	Sale	US Treasury Note	US Treasury	1,085,000	0.340%
3	6/6/2023	Sale	UnitedHealth Group Inc Corp Notes	Corporate Note	720,000	2.080%
Total Maturities, Calls & Sales					\$ 2,690,000	

INLAND EMPIRE UTILITIES AGENCY
Cash and Investment Summary

Month Ended
June 30, 2023

Directed Investment Category

CBB Repurchase (Sweep)
LAIF - Unrestricted
CAMP - Unrestricted
Brokered Certificates of Deposit
Medium Term Notes
Commercial Mortgage-Backed Security
Municipal Bonds
Supra-National Bonds
US Treasury Notes
U.S. Government Sponsored Entities

Total Investment Portfolio

Investment Portfolio Rate of Return

Amount Invested	Yield
\$7,775,959	0.100%
25,779,306	3.167%
114,502,469	5.240%
1,065,000	5.440%
22,369,840	2.941%
766,418	4.310%
2,140,695	0.986%
1,669,493	0.520%
68,852,905	1.983%
18,201,714	0.740%
\$263,123,799	

3.460%

Restricted/Transitory/Other Accounts

CalPERS OPEB (CERBT) Account
CAMP Restricted Water Connection Reserve
LAIF Restricted Insurance Reserve
US Bank - 2017A Debt Service Accounts
US Bank - 2020A Refunding Bond Accounts
US Bank - 2020B Revenue Note Accounts
US Bank - Pre-Investment Money Market Account
LAIF Construction Account
CAMP Construction Account
Citizens Business Bank - Demand Account
Citizens Business Bank - Workers' Compensation Account
Citizens Business Bank - Payroll Account
Other Accounts*
Escrow Account

Total Restricted/Transitory/Other Accounts

Average Yield of Other Accounts

Amount Invested	Yield
\$20,729,041	N/A
28,556,887	5.240%
6,573,509	3.167%
427	0.000%
0	0.000%
15,272,433	5.240%
680,680	4.610%
30,299,804	3.167%
10,965,649	5.240%
491,969	N/A
108,783	N/A
0	N/A
2,250	N/A
12,446,506	N/A

\$126,127,938

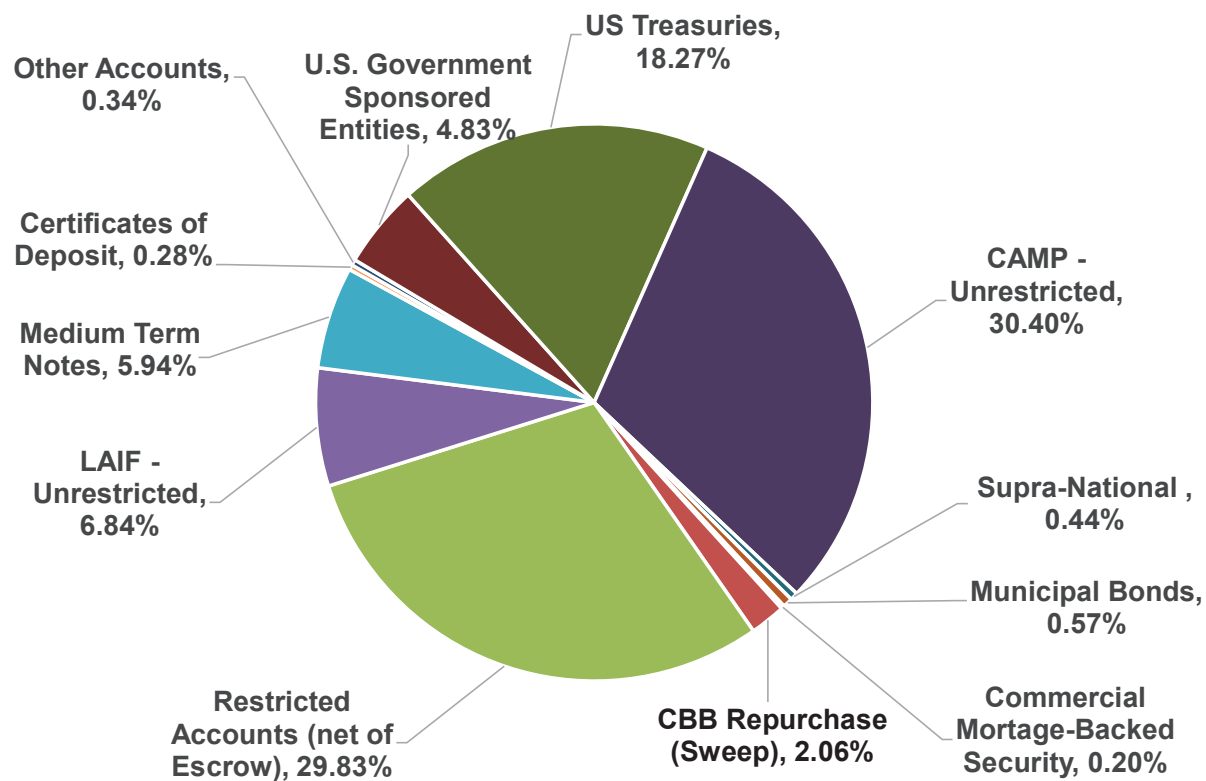
4.408%

Total Agency Directed Deposits

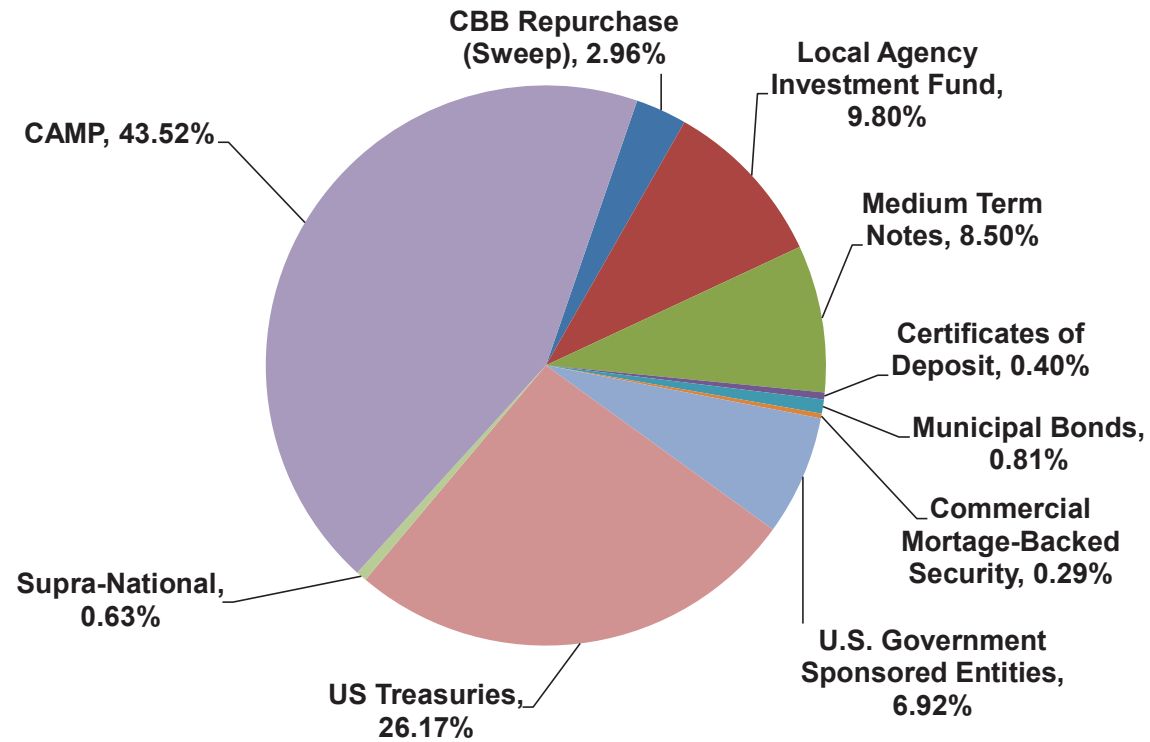
\$389,251,737

*Petty Cash

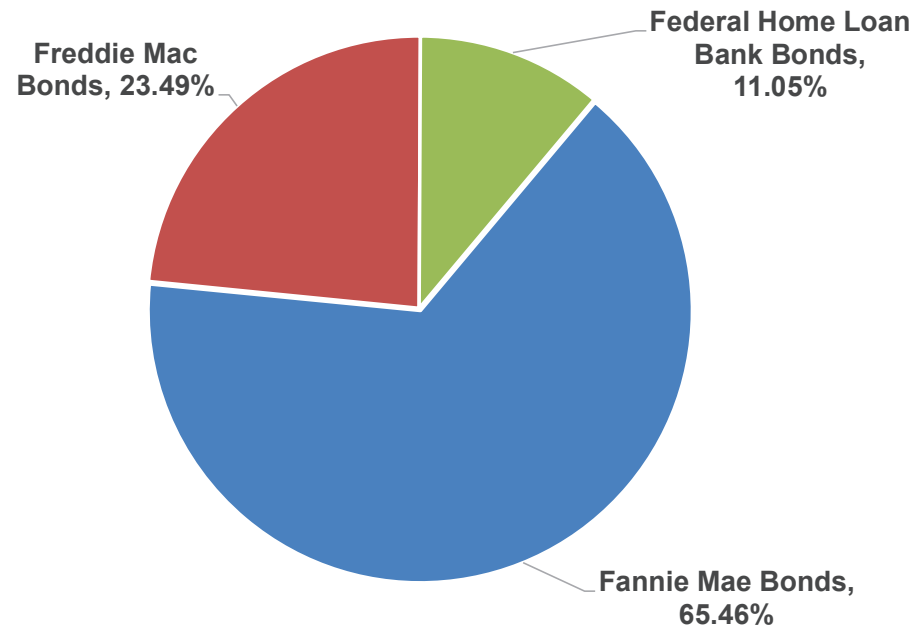
Inland Empire Utilities Agency
Treasurer's Report of Financial Affairs
Month Ended June 30, 2023
Agency Investment Portfolio (Net of Escrow Accounts)
\$376,805,231



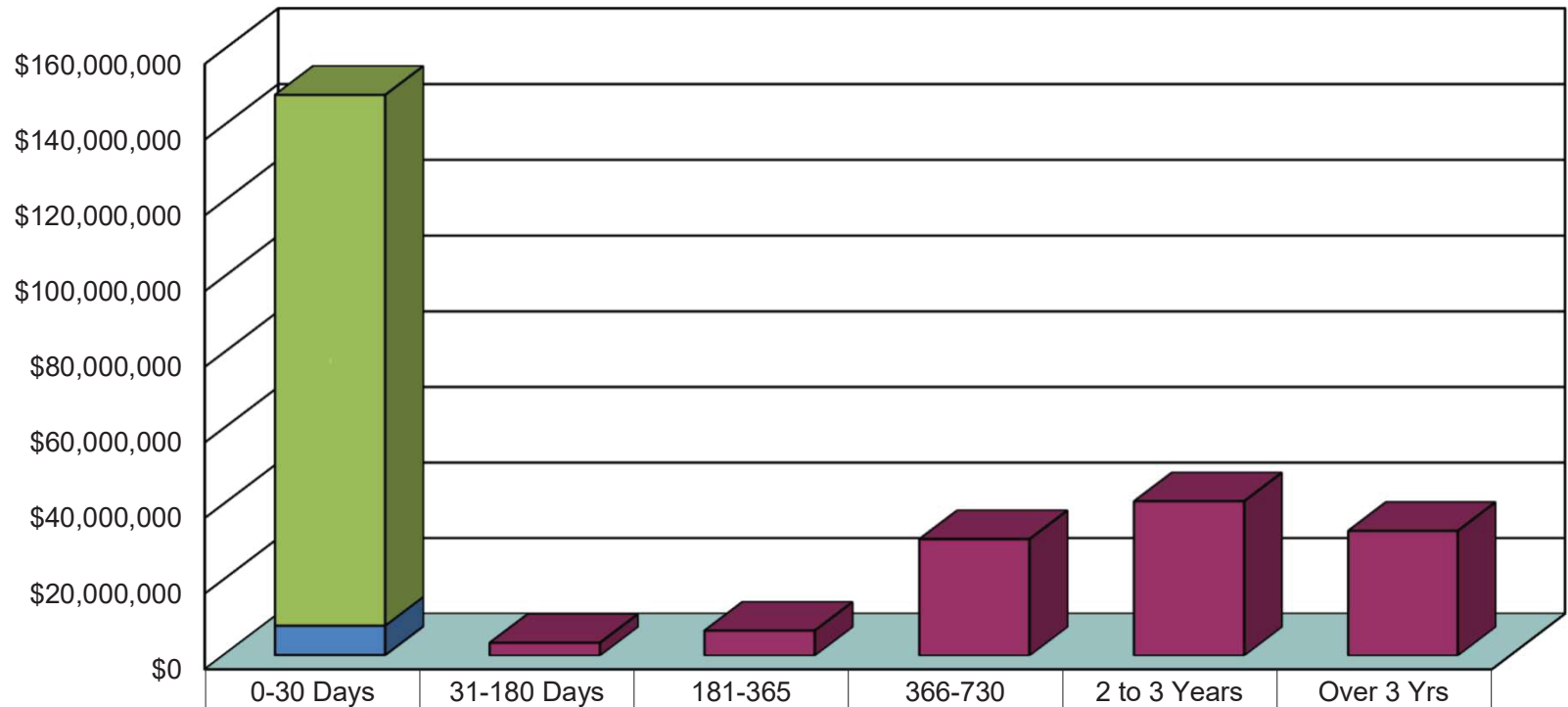
Inland Empire Utilities Agency
Treasurer's Report of Financial Affairs
Month Ended June 30, 2023
Unrestricted Agency Investment Portfolio
\$263,123,799



Inland Empire Utilities Agency
Treasurer's Report of Financial Affairs
Month Ended June 30, 2023
U.S. Government Sponsored Entities Portfolio
\$18,201,714

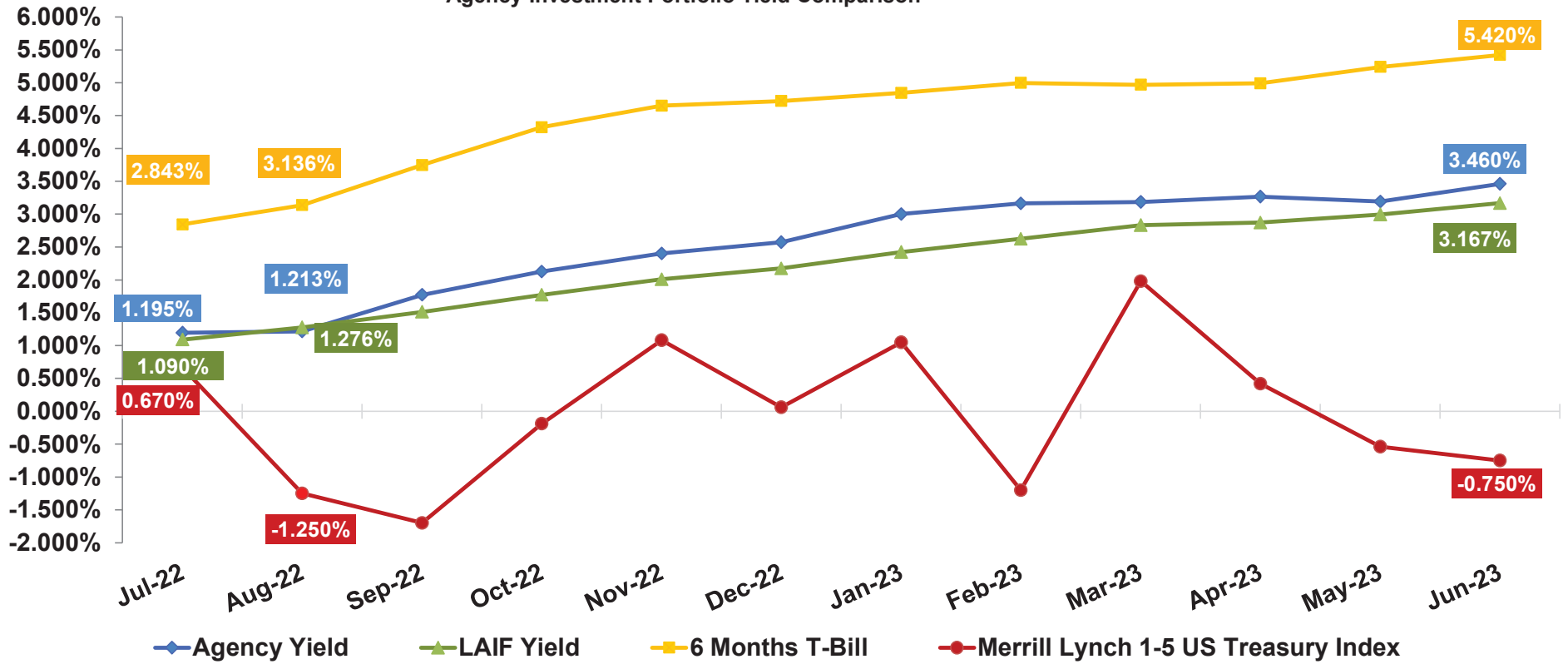


Inland Empire Utilities Agency
Treasurer's Report of Financial Affairs
Month Ended June 30, 2023
Agency Investment Portfolio Maturity Distribution (Unrestricted)
\$263,123,799



■ LAIF+CAMP	\$140,281,775					
■ CBB Repurchase (Sweep)	\$7,775,959					
■ GSE+CD+MTN+MUNI+CMBS	\$195,000	\$3,432,015	\$6,637,631	\$30,856,529	\$40,891,667	\$33,053,223
□ Percent	56.35%	1.30%	2.52%	11.73%	15.54%	12.56%

Inland Empire Utilities Agency
Treasurer's Report of Financial Affairs
Month Ended June 30, 2023
Agency Investment Portfolio Yield Comparison



**AGENCY
REPRESENTATIVES'
REPORTS**

4B

The Metropolitan Water District of Southern California

Agenda

The mission of the Metropolitan Water District of Southern California is to provide its service area with adequate and reliable supplies of high-quality water to meet present and future needs in an environmentally and economically responsible way.

Board of Directors - Final

August 15, 2023

1:00 PM

**Tuesday, August 15, 2023
Meeting Schedule**

**08:30 a.m. FAIRP
10:30 a.m. EOP
12:30 p.m. Break
01:00 p.m. BOD
02:15 p.m. Audits**

Agendas, live streaming, meeting schedules, and other board materials are available here: <https://mwdh2o.legistar.com/Calendar.aspx>. A listen-only phone line is available at 1-877-853-5257; enter meeting ID: 891 1613 4145. Members of the public may present their comments to the Board on matters within their jurisdiction as listed on the agenda via in-person or teleconference. To participate via teleconference 1-833-548-0276 and enter meeting ID: 815 2066 4276 or click <https://us06web.zoom.us/j/81520664276pwd=a1RTQWh6V3h3ckFhNmDsUWpKR1c2Zz09>

MWD Headquarters Building • 700 N. Alameda Street • Los Angeles, CA 90012

Teleconference Locations:

Fullerton City Hall Council Chambers • 303 W. Commonwealth Avenue • Fullerton, CA 92832

2936 Triunfo Canyon • Agoura Hills, CA 91301

3008 W. 82nd Place • Inglewood, CA 90305

2680 W. Segerstrom Avenue Unit I, • Santa Ana CA 92704

1. Call to Order

- a. Invocation: Director Marsha Ramos, City of Burbank
- b. Pledge of Allegiance: Board Vice Chair S. Gail Goldberg, San Diego County Water Authority

2. Roll Call

3. Determination of a Quorum

4. COMMUNITY REFLECTIONS

- a. California African American Water Education Foundation

[21-2353](#)

5. Opportunity for members of the public to address the Board on matters within the Board's jurisdiction. (As required by Gov. Code §54954.3(a))

6. OTHER MATTERS AND REPORTS

- A. Report on Directors' Events Attended at Metropolitan's Expense [21-2354](#)
- B. Chair's Monthly Activity Report [21-2355](#)
- C. General Manager's summary of activities [21-2356](#)
- D. General Auditor's summary of activities [21-2357](#)
- E. General Auditor's summary of activities [21-2358](#)
- F. Ethics Officer's summary of activities [21-2359](#)
- G. Report on list of certified assessed valuations for fiscal year 2023/24 and tabulation of assessed valuations, percentage participation, and vote entitlement of member agencies as of August 15, 2023 (FAIRP) [21-2566](#)
- H. Presentation of Commendatory Resolution for Director Richard Atwater representing Foothill Municipal Water District [21-2545](#)
- I. Presentation of 20-year Service Pin to Director Larry D. Dick, Municipal Water District of Orange County [21-2573](#)

**** CONSENT CALENDAR ITEMS -- ACTION ****

7. CONSENT CALENDAR OTHER ITEMS - ACTION

- A. Approval of the Minutes of the Board of the Directors Workshop Subcommittee on Long-Term Regional Planning Processes and Business Modeling Meeting for May 23, 2023 and June 27, 2023; Minutes of the Board of Directors Workshop on Ethics, Organization, and Personnel Meeting for June 27, 2023, and Minutes of the Board of Directors Meeting for July 11, 2023 (Copies have been submitted to each Director, any additions, corrections, or omissions) [21-2360](#)

Attachments: [08152023 BOD Workshop LTRPPBM 7A-1 \(05232023\) Minutes](#)
[08152023 BOD Workshop LTRPPBM 7A-2 \(06272023\) Minutes](#)
[08152023 BOD Workshop EOP 7A-3 \(06272023\) Minutes](#)
- B. Approve Commendatory Resolution for Director Heather Repenning representing the City of Los Angeles [21-2544](#)
- C. Confirm the appointment of the Board Executive Secretary effective August 6, 2023 [21-2587](#)

D. Approve Committee Assignments

8. CONSENT CALENDAR ITEMS - ACTION

- 7-1** Award an \$1,962,691 contract to Structural Preservation Systems for urgent relining of three pipe segments on the Sepulveda Feeder; and authorize an increase of: (1) \$280,000 to an agreement with HDR Engineering Inc., for a new not-to-exceed amount of \$15,780,000; and (2) \$240,000 to a land lease agreement with Los Angeles Community College District for a new not-to-exceed amount of \$1,090,000; the General Manager has determined that the proposed actions are exempt or otherwise not subject to CEQA (EOT) [21-2546](#)
- Attachments:** [08152023 EOT 7-1 B-L](#)
- 7-2** Authorize an agreement with Nth Generation Computing, Inc. in an amount not to exceed \$367,448 for the Datacenter Backup Infrastructure Upgrade; the General Manager has determined that the proposed action is exempt or otherwise not subject to CEQA (EOT) [21-2549](#)
- Attachments:** [08152023 EOT 7-2 B-L](#)
- 7-3** Authorize amendments to the Cyclic Cost-Offset Program terms; the General Manager has determined that the proposed action is exempt or otherwise not subject to CEQA (OWS) [21-2555](#)
- 7-4** Authorize implementation of a tree rebate modification to the Turf Replacement Program; the General Manager has determined that these actions are exempt or otherwise not subject to CEQA (OWS) [21-2557](#)
- 7-5** Approve proposed amendment to Administrative Code section 6471 to increase the amount of the Ethics Officer's authority to obtain professional services for external investigations from \$100,000 to \$250,000; the General Manager has determined that the proposed action is exempt or otherwise not subject to CEQA (EOP) [21-2563](#)
- 7-6** Approve the nomination and renaming of Metropolitan's Pure Water Southern California Demonstration Plant as the Representative Grace F. Napolitano Pure Water Southern California Innovation Center; the General Manager has determined that the proposed action is exempt or otherwise not subject to CEQA [21-2572](#)

**** END OF CONSENT CALENDAR ITEMS ******9. OTHER BOARD ITEMS - ACTION**

- 8-1** Adopt Resolution establishing the Ad Valorem tax rate for fiscal year 2023/24; the General Manager has determined that the proposed action is either exempt or otherwise not subject to CEQA (FAIRP) [21-2565](#)
- 8-2** Authorize an agreement with Computer Aid Incorporated in an amount not to exceed \$1,750,000 to provide staff augmentation support services for the operation and maintenance of the Metropolitan Cybersecurity Operations Center for a period of up to one year; the General Manager has determined that the proposed action is exempt or otherwise not subject to CEQA [Consultation with Metropolitan Director of Info Tech Services, Information Technology, Jacob Margolis, or designated agents on threats to public services or facilities; may be heard in closed session pursuant to Gov. Code Section 54957(a)] (EOT) [21-2550](#)

Attachments: [08152023 EOT 8-2 B-L](#)

10. BOARD INFORMATION ITEMS

- 9-1** Conservation Program Board Report [21-2361](#)
- 9-2** Review Draft FY 2023/24 Long-Range Finance Plan Needs Assessment (FAIRP) [21-2567](#)

11. OTHER MATTERS

NONE

12. FOLLOW-UP ITEMS

NONE

13. FUTURE AGENDA ITEMS**14. ADJOURNMENT**

**AGENCY
REPRESENTATIVES'
REPORTS**

4E

SPECIAL BOARD MEETING OF THE BOARD OF DIRECTORS CHINO BASIN DESALTER AUTHORITY

3550 E. Philadelphia Street, Suite 170, Ontario, CA 91761

OTHER TELECONFERENCE LOCATIONS LISTED BELOW

August 3, 2023 • 2:00 p.m.

NOTICE AND AGENDA

*All documents available for public review are on file with the Authority's
Secretary located at 3550 E. Philadelphia Street, Suite 170, Ontario, CA 91761*

Public access is also available via remote teleconference:

<https://us02web.zoom.us/j/81352059101?pwd=M01uOEVteVBCTnVyZ0tKVUxrb1hHdz09>

-or-	https://zoom.us/	Zoom Meeting ID: <u>813 5205 9101</u>	Passcode: <u>380557</u>
Dial-in #:	<u>(669) 900 6833</u>	Zoom Meeting ID: <u>813 5205 9101</u>	Passcode: <u>380557</u>

CALL TO ORDER

ROLL CALL

PUBLIC COMMENT

Members of the public may address the Board of Directors on any item that is within the jurisdiction of the Chino Basin Desalter Authority; however, no action may be taken on any item not appearing on the agenda unless the action is otherwise authorized by Subdivision (b) of Section 54954.2 of the Government Code.

Under the provisions of the Brown Act, the CDA Board is prohibited from taking action on non-agendized matters. However, Board Members may respond briefly or refer the communication to staff. The CDA Board may also request the Secretary to calendar an item related to your communication at a future CDA Board meeting.

ADDITIONS TO THE AGENDA

In accordance with Section 54954.2 of the Government Code (Brown Act), additions to the agenda require two-thirds vote of the legislative body, or, if less than two-thirds of the members are present, a unanimous vote of those members present, that there is a need to take immediate action and that the need for action came to the attention of the local agency subsequent to the agenda being posted.

ACTION ITEMS

Prior to action of the CDA Board, any member of the public will have the opportunity to address the CDA Board on any item listed on the agenda.

- 1. MINUTES OF THE JULY 6, 2023 REGULAR BOARD MEETING**
- 2. AMENDMENT NO. 1 TO AGREEMENT WITH TE ROBERTS, INC. FOR ENVIRONMENTAL CLEANUP SERVICES AND SOLIDS HANDLING SUPPORT**
Report By: Thomas O'Neill, CDA General Manager/CEO

Staff Recommendation:

1. Approve Amendment No. 1 to the Maintenance Services Agreement with TE Roberts, Inc. for Environmental Cleanup Services and Solids Handling Support in the not-to-exceed amount of \$35,000.
2. Authorize the General Manager/CEO to finalize and execute the amendment and approve authorized expenditures up to a new not-to-exceed total of \$85,000.

3. CHINO I DESALTER VOC TREATMENT FACILITIES PROJECT: AMENDMENT NO. 3 FOR BUTIER ENGINEERING, INC. FOR CONSTRUCTION MANAGEMENT & INSPECTION

Report By: Thomas O'Neill, CDA General Manager/CEO

Staff Recommendation:

1. Approve Amendment No. 3 for Butier Engineering, Inc. for construction management and inspection services in the not-to-exceed amount of \$55,000; and
2. Authorize the General Manager/CEO to finalize and execute the agreement, with subsequent authorizations up to a not-to-exceed total of \$815,000.

4. PURCHASE OF ROTORK MASTER STATIONS AT THE CHINO I AND CHINO II DESALTERS

Report By: Thomas O'Neill, CDA General Manager/CEO

Staff Recommendation:

Approve a purchase order with RSS Solutions for the purchase and installation of three Rotork Master Stations in the amount of \$130,700.

INFORMATION ITEMS

5. QUARTERLY OPERATIONS REPORT

Report By: Thomas O'Neill, CDA General Manager/CEO

STAFF COMMENTS

- i. Deputy CDA General Counsel, Allison Burns
- ii. CDA CFO/Treasurer, Michael Chung
- iii. CDA General Manager/CEO, Thomas O'Neill

CLOSED SESSION

The Authority may adjourn to a Closed Session to consider litigation matters, personnel matters, or other matters as provided for in the Ralph M. Brown Act (Section 54950 et seq., of the Government Code).

6. CONFERENCE WITH LEGAL COUNSEL – ANTICIPATED LITIGATION: CONSIDERATION OF INITIATION OF LITIGATION PURSUANT TO GOVERNMENT CODE SECTION 54956.9(D)(4) (ONE POTENTIAL CASE)

DIRECTOR COMMENTS

ADJOURN

One or more committee members will participate from the meeting location(s) listed below:


303 E. "B" Street, Ontario, CA 91764
5111 Dodd Street, Mira Loma, CA

Each teleconference location is accessible to the public and the public will be given the opportunity to address the committee at each teleconference location. Public comments will be taken on the agenda items at the time the specified item is raised.

Any person with a disability who requires accommodations in order to participate in this meeting or for package materials in an alternative format should telephone Executive Assistant Casey Costa at (909) 218-3730, at least 48 hours prior to the meeting in order to make a request for a disability-related modification or accommodation. All accommodation requests will be handled swiftly and resolving all doubts in favor of access. Copies of records provided to Board Members which relate to any agenda item to be discussed in open session may be obtained from Chino Basin Desalter Authority at 3550 Philadelphia Street, Suite 170, Ontario, CA 91761.

Declaration of Posting

I, Casey Costa, Executive Assistant to the Chino Basin Desalter Authority, hereby certify that a copy of this agenda has been posted by 2:00 p.m. at the Chino Basin Desalter Authority's main office, 3550 Philadelphia Street, Suite 170, Ontario, CA on July 31, 2023.



Casey Costa, Executive Assistant

**AGENCY
REPRESENTATIVES'
REPORTS**

4F



**REGULAR MEETING OF THE
BOARD OF DIRECTORS
MONDAY, February 06, 2023
10:00 A.M.
(Teleconference Meeting)**

Telecon:

www.ierca.org/calendar

+1 415-856-9169 United States, San Francisco (Toll)

Conference ID: 285 029 257 106#

PURSUANT TO AB 361, IERCA BOARD MEETINGS WILL CONTINUE TO BE CONDUCTED THROUGH TELECONFERENCE IN AN EFFORT TO PROTECT PUBLIC HEALTH AND PREVENT THE SPREAD OF COVID-19. THERE WILL BE NO PUBLIC LOCATION AVAILABLE FOR ATTENDING THE MEETING IN PERSON.

TELECONFERENCE ACCESSIBILITY FOR THE GENERAL PUBLIC:

In all efforts to prevent the spread of COVID-19, until further notice, the Inland Empire Regional Composting Authority will be holding all Board meetings by teleconferencing.

The meeting will be accessible at: (415) 856-9169 / Conf Code: 285 029 257 106#

The public may participate and provide public comment during the meeting by calling into the number provided above. Public comments may also be submitted to the Recording Secretary at afernandez@ieua.org no later than 24 hours prior to the scheduled meeting time. Comments will be distributed to the Board of Directors.

**CALL TO ORDER
OF THE INLAND EMPIRE REGIONAL COMPOSTING AUTHORITY BOARD OF
DIRECTORS MEETING**

FLAG SALUTE

PUBLIC COMMENT

Members of the public may address the Board on any item that is within the jurisdiction of the Board; however, no action may be taken on any item not appearing on the agenda unless the action is otherwise authorized by Subdivision (b) of Section 54954.2 of the Government Code. Those persons wishing to address the Board on any matter, whether or not it appears on the agenda, are requested to complete and submit to the Board Secretary a "Request to Speak" form which are available on the table in the Board Room. Comments will be limited to five minutes per speaker. Thank you.

ADDITIONS TO THE AGENDA

In accordance with Section 54954.2 of the Government Code (Brown Act), additions to the agenda require two-thirds vote of the legislative body, or, if less than two-thirds of the members are present, a unanimous vote of those members present, that there is a need to take immediate action and that the need for action came to the attention of the local agency subsequent to the agenda being posted.

INTRODUCTIONS

Introduction of new hires Raymond Matus and Aaron Hernandez, Compost Workers at IERCF. IERCA would also like to acknowledge Nelson Delgado on his promotion to Senior Compost Operations and Maintenance Technician.

1. PUBLIC HEARING

A. PUBLIC HEARING AND ADOPTION OF RESOLUTION NO. 2023-02-01, ADOPTING AMENDMENTS TO THE INLAND EMPIRE REGIONAL COMPOSTING AUTHORITY CONFLICT OF INTEREST CODE

It is recommended that the Board of Directors:

1. Hold a Public Hearing to receive public comments for the Board to adopt amendments to the Authority's Conflict of Interest Code, establishing disclosure categories specifying the types of economic interests that must be reported by designated positions within the Authority; and
2. After closing the Public Hearing, adopt Resolution No. 2023-02-01, Adopting Amendments to the IERCA Conflict of Interest Code.

2. CONSENT CALENDAR

A. ADOPTION OF RESOLUTION NO. 2023-02-02

A Resolution of the Board of Directors of the Inland Empire Regional Composting Authority, making certain findings and determinations regarding special rules for conducting meetings through teleconference.

B. MINUTES

The Board will be asked to approve the minutes from the November 07, 2022, regular meeting.

C. INVESTMENT AND DISBURSEMENT REPORT

It is recommended that the Board of Directors approve for the months of October 2022 - December 2022:

1. Total disbursements in the amount of \$3,859,533.71.

2. There were no new investments during October 1, 2022 – December 31, 2022.

3. **ACTION ITEMS**

- A. **ELECTION OF OFFICERS**
BOARD CHAIRPERSON
BOARD VICE-CHAIRPERSON

4. **INFORMATION ITEMS**

- A. **PROJECT MANAGER'S REPORT**
- B. **TREASURER'S REPORT OF FINANCIAL AFFAIRS FOR THE QUARTER ENDED DECEMBER 31, 2022**

5. **DIRECTOR COMMENTS**

Next regular meeting is scheduled for Monday, May 01, 2023, at 10:00 a.m.

6. **ADJOURN**

In compliance with the Americans with Disabilities Act, if you need special assistance to participate in this meeting, please contact the Recording Secretary (909-993-1744), 48 hours prior to the scheduled meeting so that the Authority can make reasonable arrangements.

Declaration of Posting

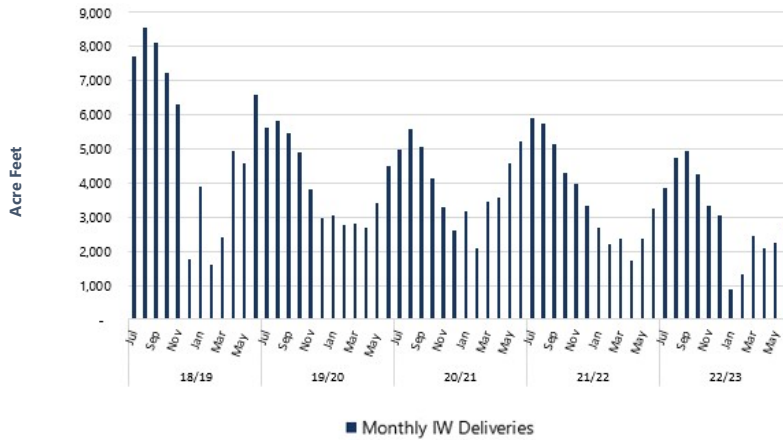
I, Adrienne Fernandez, Recording Secretary to the Inland Empire Regional Composting Authority, hereby certify that a copy of this agenda has been posted by 5:30 p.m. at the Los Angeles County Sanitation District 1955 Workman Mill Road, Whittier, CA and at the IERCA's Administrative Building, 12645 Sixth Street, Rancho Cucamonga, CA and at the IEUA's main office, 6075 Kimball Ave., Chino, CA on Wednesday, February 01, 2023.

Adrienne Fernandez
Adrienne Fernandez, Recording Secretary

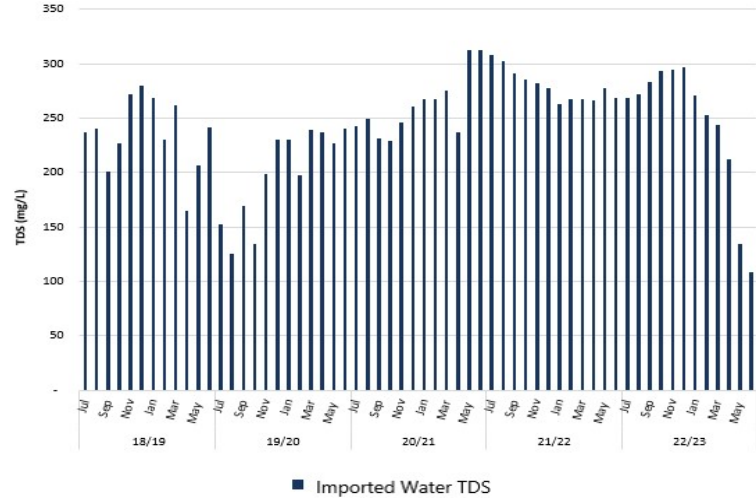
**GENERAL
MANAGER'S
REPORT**

Imported Water

Full Service Imported Water Deliveries Summary
(FY 2018/19 to 2022/23)

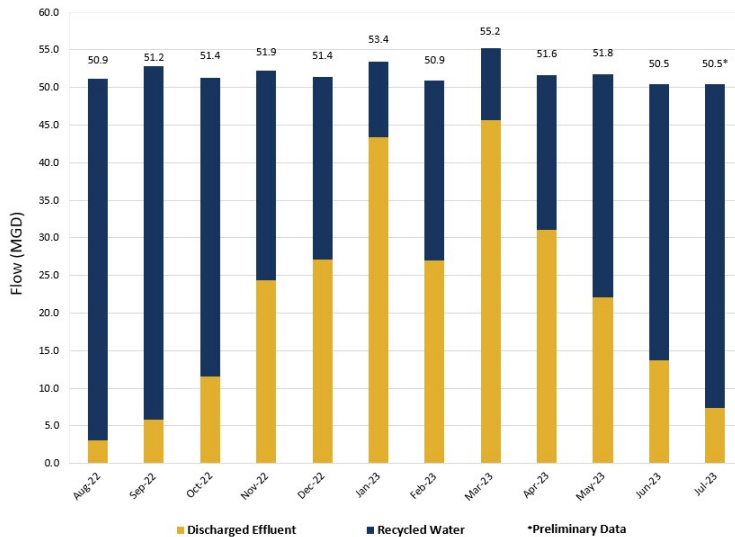


Imported Water TDS Summary
(FY 2018/19 to 2022/23)

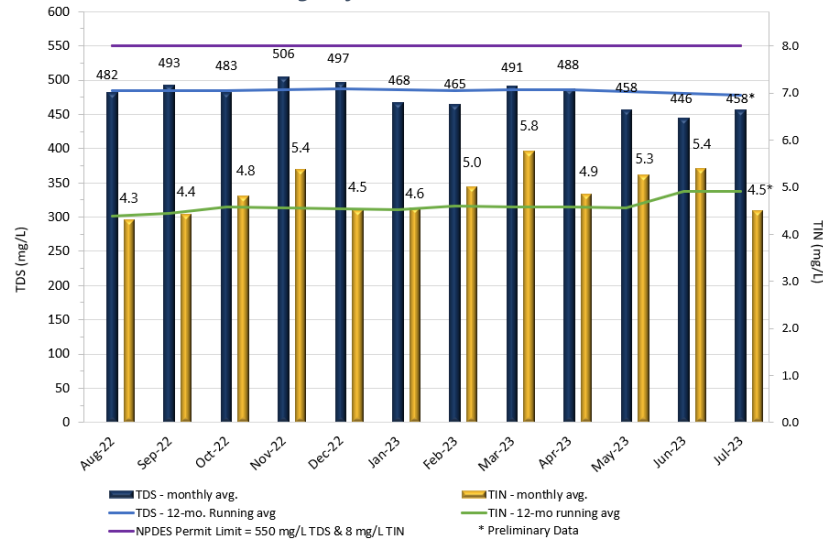


Recycled Water

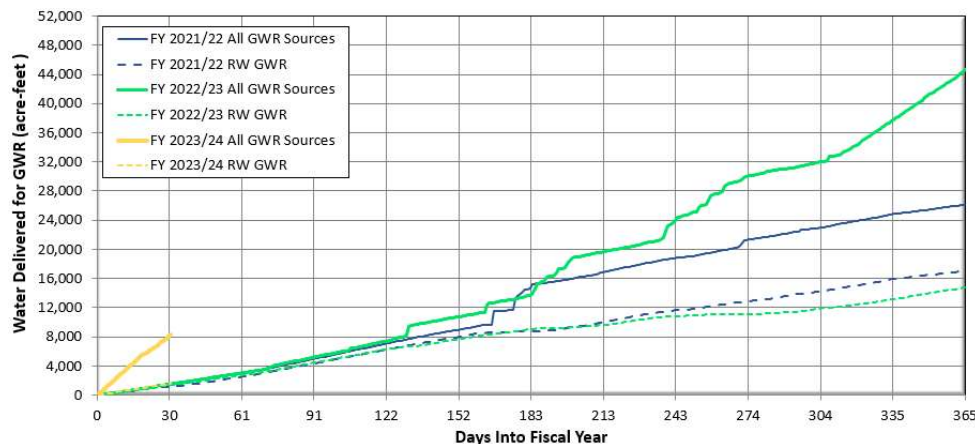
Recycled Water Use



Agency-Wide Effluent TDS & TIN



Groundwater Recharge



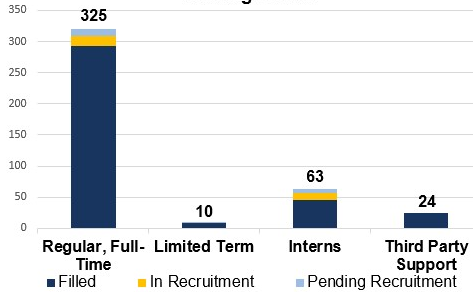
JULY 2023 NOTES:

- Total stormwater and dry weather flow recharged was preliminarily estimated at 19 acre-feet.
- Recycled water delivered for recharge totaled 1,563 acre-feet.
- Imported water recharge from MWD, SAWco, and CWD was 6,698 acre-feet.
- Chino Basin Watermaster will remove 4.2% for evaporation losses from delivered supplemental water sources (imported water and recycled water).
- Considering evaporation losses, total recharge was preliminarily estimated at 7,933 acre-feet.

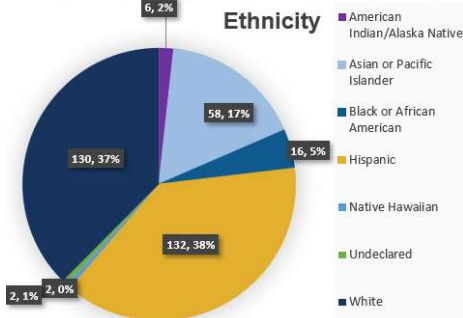
Human Resources

Pulse of the Organization

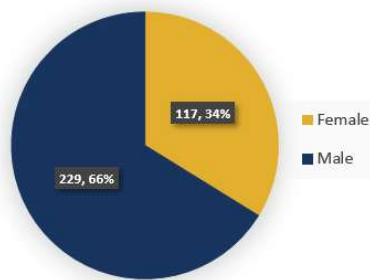
Staffing Levels



Ethnicity



Gender



Grants

Grant Agreements and Applications

FUNDING INVOICES SUBMITTED

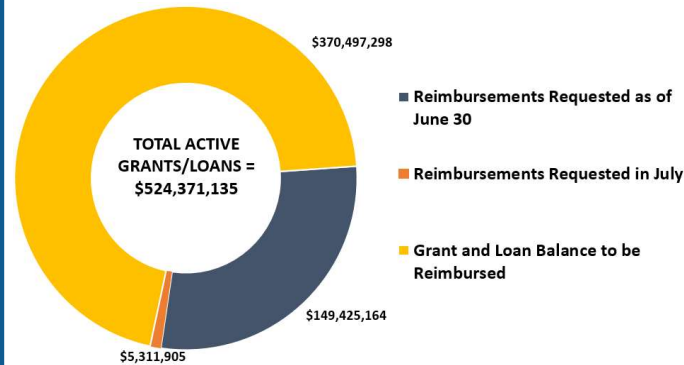
\$5.2M

State Water Resources Control Board – Clean Water State Revolving Funding Program – RP-5 Expansion Project

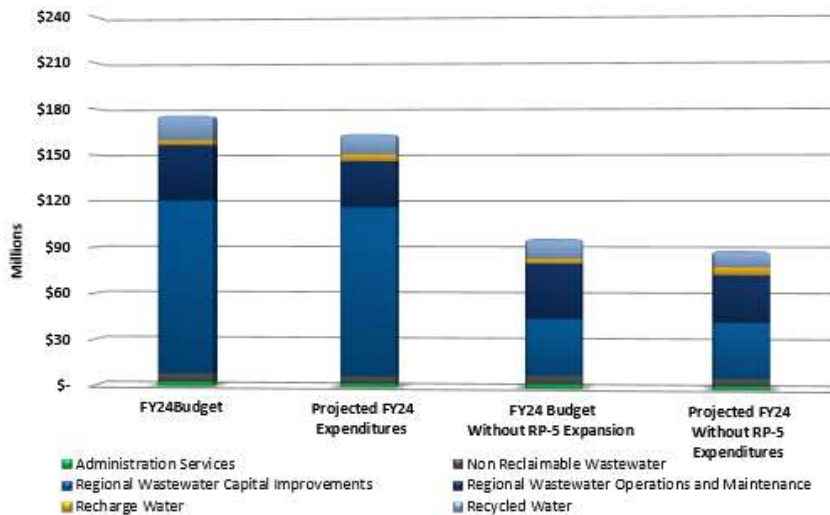
\$54K

The Department of Resources Recycling and Recover (CalRecycle) – 2020/2021 Illegal Disposal Site Abatement Grant Program

Financial Update



Engineering & Construction Management FY 2023/24 Budget Status Update



[Bid & Award Look Ahead Schedule](#)
[Active Capital Improvement Project Status](#)
[Emergency Projects](#)

Agency Highlights

* Throughout the month of July, IEUA recognized Smart Irrigation Month! Founded in 2005 by the Irrigation Association, Smart Irrigation Month highlights the benefits of efficient irrigation and the importance of water-use efficiency during a month historically known to reach peak demands for outdoor water-use. In honor of Smart Irrigation Month, IEUA has partnered with the following customer agencies: Cucamonga Valley Water District, Monte Vista Water District, West Valley Water District, and the cities of Chino, Chino Hills, Fontana, Montclair, Ontario, and Upland to offer free hose nozzles to residents.

* External Affairs conducted two drawings for those who participated in the Summer Blood Drive in partnership with LifeStream. The raffled prizes were (2) Knott's Berry farm tickets and a Summer Essentials Bag. Congratulations to our two Summer Blood Drive raffle winners, Ruben Vasquez (Pretreatment & Source Control Inspector I) and Anna Marie Contreras (GWR Intern)!

* On July 25, Operations staff identified a spill during morning rounds at the Preserve Lift Station, staff immediately isolated the leak, and contacted IEUA Collections to facilitate immediate cleanup. The cause of the spill is attributed to rags and debris causing the air relief check valve to fail in the open position allowing wastewater to spill. The lift station is owned by the City of Chino, IEUA provided mutual aid support for the cleanup as well as documentation for the city to report the category 2 spill with the state.

* Human Resources announced the upcoming "On the Menu:" formerly known as the Brown Bag series.

* On July 25, Lucia Diaz presented to UCLA Landscape Program students on restoring native habitat and natural drainage, showcasing environmental value of the Prado Basin.

* On July 26, IEUA held its annual Employee Appreciation Summer Celebration where attendees were invited to travel back to the 70's!

Biosolids/Compost

IERCF Inbound & Outbound

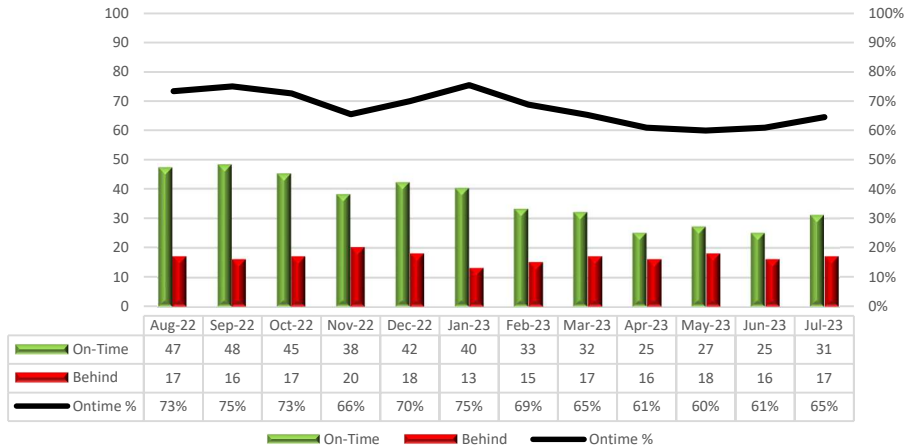


Bid and Award Look Ahead Schedule

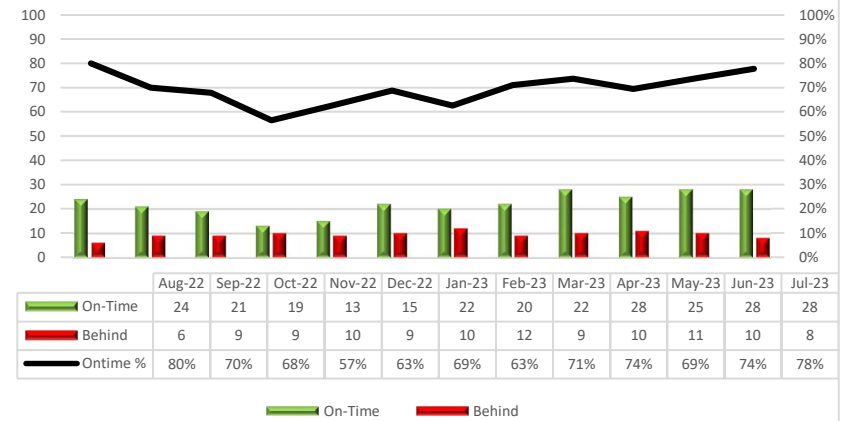
Bid and Award Look Ahead Schedule				
	Project Name	Projected Bid Opening Date	Projected Bid Award Date	
	Oct-23			
1	EN21053.00 RP-1 Filter Effluent Structure #2 Rehabilitation	9/3/2023	10/18/2023	
	Nov-23			
2	EN21045.00 Montclair Force Main Improvements	10/2/2023	11/15/2023	
3	EN23089.02 Chino Avenue Trunk Critical Repairs	9/17/2023	11/15/2023	
4	EN23123.00 RP-4 Outfall Valve Replacement and Blow off Upgrades	9/9/2023	11/15/2023	
5	EN24020.00 RP-1 Dewatering Centrate Pumps	9/30/2023	11/15/2023	
6	EN23067.00 Hickory Basin Replacement Monitoring Well	9/16/2023	11/15/2023	
	Dec-23			
7	EN21041.00 RP-4 Chlorine Contact Basin Cover Repair & RW Wet Well Passive Overflow Line	10/11/2023	12/20/2023	
8	EN21056.00 RP-1 Evaporative Cooling for Aeration Blower Building	10/31/2023	12/20/2023	
	Jan-24			
9	EN22031.00 RP-1 Intermediate Pump Station Electrical improvements	12/2/2023	1/17/2024	
10	EN23024.00 RP-1 TP-1 Stormwater Drainage Upgrades	11/1/2023	1/17/2024	
11	RW15003.03 Montclair Basin Improvements (RMPU PID 2)	11/30/2023	1/17/2024	
18	EN23100.00 Headquarter B Additional Office Space	12/8/2023	1/17/2024	
	Feb-24			
12	EN23088.02 RP-1 Primary Clarifier #1 and #10 Assessment	10/28/2023	2/24/2024	
	Mar-24			
13	EN23004.00 CCWRF Aeration Basins 1-6 Drain Valve Replacements	12/1/2023	3/20/2024	
14	EN15002.00 1158 Reservoir Site Cleanup	2/7/2024	3/20/2024	
15	EN20051.00 RP-1 MCB and Old Lab Building Rehab	1/31/2024	3/20/2024	
16	EN22027.00 RP-1 Repurpose Lab	1/31/2024	3/20/2024	
17	EN23002.00 Philadelphia Lift Station Force Main Improvements	1/28/2024	3/20/2024	
	Apr-24			
19	EN20057.00 RP-4 Process Improvements Phase II	2/3/2024	4/17/2024	
20	EN22044.00 RP-1 Thickening Building & Acid Phase Digester	2/14/2024	4/17/2024	
21	EN23000.00 RP-1 DeviceNet Replacement	2/14/2024	4/17/2024	
22	EN23113.01 RW/GRW Safety Work Improvements for Basin Gate Actuator Access	2/22/2024	4/17/2024	
	Jun-24			
23	EN22022.00 RP-1 Air Compressor Upgrades	3/21/2024	6/19/2024	
24	EN23036.00 San Bernardino Ave Lift Station Reliability Improvements	4/25/2024	6/19/2024	

Active Capital Improvement Project Status

Design Schedule Performance Trend (48)



Construction Schedul Performance (36)



Agency-Wide

No.	Project ID	Project Title	Total Expenditures thru 7/27 (\$)	Total Project Budget (\$)	Project Schedule Performance	Status	Schedule Recovery Plan
1	EN20034.03	RP5 Solids Handling Future Uses Evaluation	464,194	-	Behind Schedule	Consultant Contract Award	Project has had multiple review cycles during the RFI process and RFP preparation delaying the project schedule. Project may recover time by expediting the proposal review phase. This project was presented to the IEUA Board of Directors in July. Staff is preparing for the release of the RFP.
2	EN21020.00	Oracle P6 Migration and Web Hosting Services	19,940	325,000	Behind Schedule	Consultant Contract Award	Once the proposals were received, it was determined that the project would need a capital budget augmentation and a new O&M project created. To allow Finance to determine where the additional budget will come from the PMO decided to present the project to the Board in November. Additionally, ISS is reviewing the project scope to determine if some scope items can be done in house. The project will be rebaselined once the consultant contact is awarded in November.
3	EN19051.00	RW Hydraulic Modeling	174,632	702,534	On-Time	Pre-Design	
4	EN20038.00	Agency Wide Pavement Management Study	229,346	340,000	On-Time	Design	
5	EN23089.02	Chino Avenue Trunk Critical Repairs	51,648	-	On-Time	Design	
6	PA22003.01	Agency Wide Paving at RP-1 Dump Station	68,318	-	Behind Schedule	Design	Due to workload project will be out to bid in September instead of August causing a delay in the schedule. Final design is being finalized.
7	AM23001.00	Old VFD Replacement (Wastewater)	24,155	4,800,000	On-Time	Construction	
8	AM23002.00	Old VFD Replacement (Recycled Water)	24,712	4,800,000	On-Time	Construction	
9	EN19030.00	WC Asset Management	150,050	100,000	On-Time	Construction	
10	EN22040.00	NFPA 70E Arc Flash Labels	165,800	210,000	On-Time	Project Acceptance	
11	AM24001.00	IEUA Asset Management Plan - Provide Consulting	-	200,000	N/A	Not Started	
12	AM24010.00	Agency Wide O&M Manual Update	-	100,000	N/A	Not Started	
13	EN23026.00	RO Assessment Projects	6,741	150,000	N/A	Project Evaluation	
14	EN24033.00	Annular Seals	-	1,300,000	N/A	Not Started	
15	EN22007.00	NRW Asset Management Projects	-	4,700,000	N/A	Not Started	

Agency-Wide (Cont.)

No.	Project ID	Project Title	Total Expenditures thru 7/27 (\$)	Total Project Budget (\$)	Project Schedule Performance	Status	Schedule Recovery Plan
16	EN22008.00	GWR Asset Management Project	18,896	4,718,896	N/A	Not Started	
17	EN23021.00	Agency Wide Infiltration and Inflow Study	-	300,000	N/A	Not Started	
18	EN23025.00	Agency Power Monitoring	543	500,000	N/A	Not Started	
19	EN23034.00	Agency Wide EV Charging Stations	768	1,100,000	N/A	Not Started	
20	EN23088.05	RP-1 Biofilter	855	-	N/A	Not Started	
21	EN24009.00	NRW Collection System Pipe Rehabilitation and Lining	-	7,500,000	N/A	Not Started	
22	EN24010.00	RSS - Collection System Pipe Rehabilitation and Lining	-	6,700,000	N/A	Not Started	
23	EN24022.00	IEUA SCADA Master Plan	-	750,000	N/A	Not Started	
24	EN24027.00	Fall Protection and Prevention Solutions at specified wastewater locations	-	9,600,000	N/A	Not Started	
		Sub Total	1,400,598	48,896,430			

Carbon Canyon

No.	Project ID	Project Title	Total Expenditures thru 7/27 (\$)	Total Project Budget (\$)	Project Schedule Performance	Status	Schedule Recovery Plan
25	EN23035.00	CCWRF RAS Header Replacement	81,501	285,000	On-Time	Pre-Design	
26	EN23074.00	CCWRF Influent Box Rehab at the Primary Clarifiers	87,820	600,000	On-Time	Pre-Design	
27	EN23004.00	CCWRF Aeration Basins 1-6 Drain Valve Replacements	94,524	1,500,000	On-Time	Pre-Design	
28	EN23005.00	CCWRF Filter Effluent Sodium Hypochlorite Modification	63,478	112,975	Behind Schedule	Bid & Award	Contract award pending budget request in process following FY 23/24 project carryover. Anticipated completion by September 2023. The project will be rebaselined once the contract is awarded.
29	EN17006.00	CCWRF Asset Management and Improvements	7,068,810	31,750,000	On-Time	Construction	
30	EN17006.01	CCWRF 12kV Backup Generator Control Circuit Improvements	285,835	-	Behind Schedule	Construction	The delay is due to electrical instrumentation availability. No recovery will be possible.
31	EN24008.00	930 RW Pipeline Blow Off Upgrades	-	1,300,000	N/A	Not Started	
32	EN24024.00	CCWRF Subsidence Monitoring	-	50,000	N/A	Not Started	
33	EN24034.00	Agency Wide Roofing Phase IV at CCRWF	-	1,300,000	N/A	Not Started	
		Sub Total	7,681,968	36,897,975			

Collections/NRWS

No.	Project ID	Project Title	Total Expenditures thru 7/27 (\$)	Total Project Budget (\$)	Project Schedule Performance	Status	Schedule Recovery Plan
34	EN24041.00	Regional Sewer-Hydraulic Modeling	-	40,000	On-Time	Project Evaluation	
35	EN21058.00	Regional Sewer-Hydraulic Modeling	99,047	100,000	On-Time	Pre-Design	
36	EN19025.00	Regional Force Main Improvements	2,654,544	4,807,327	Behind Schedule	Construction	Delay was due to coordination with other IEUA projects and operational constraints. IEUA has finished work at Vaults 2 and 6 and is starting work at Vaults 9, 10, and 11. No recovery will be possible.
37	EN19028.00	NRW Manhole and Pipeline Condition Assessment	1,254,554	1,272,079	On-Time	Construction	
38	EN20064.00	NSNT Sewer Siphon Replacement	1,109,884	4,572,126	On-Time	Construction	
39	EN22059.00	Prado Basin Assets Retrofit-NRWS	149,106	149,106	On-Time	Project Acceptance	
40	EN24023.00	RP3 Regional Sewer Diversion Structure Rehab	-	800,000	N/A	Not Started	
41	EN24036.00	NRW Manhole FY 23/24	-	1,800,000	N/A	Not Started	
42	EN24045.00	Collection System Upgrades FY 23/24	-	5,000,000	N/A	Not Started	
		Sub Total	5,267,135	18,540,638			

Groundwater Recharge

No.	Project ID	Project Title	Total Expenditures thru 7/27 (\$)	Total Project Budget (\$)	Project Schedule Performance	Status	Schedule Recovery Plan
43	EN23067.00	Hickory Basin Replacement Monitoring Well	50,928	653,100	On-Time	Pre-Design	
44	EN23113.01	RW/GRW Safety Work Improvements for Basin Gate Actuator Access	92,990	820,000	Behind Schedule	Design	The 30% design was converted to a formal PDR submittal which delayed the project. A date extension was granted to August 15th due to change of scope. Project may recover time throughout design and will be rebaselined once construction contract award is issued.
45	EN21051.00	Ely Monitoring Well	268,592	10,000	On-Time	Construction	
46	EN21057.00	Recharge Basin Clean-up of Illegally Dumped Materials	251,618	552,978	Behind Schedule	Construction	Due to heavy rain this year basin availability was delayed. No recovery plan currently. Scheduling of work between basins may be extended due to weather.
47	EN23041.00	Ely Monitoring Well Capital Project	235,693	600,000	On-Time	Construction	
48	RW15003.06	Wineville/Jurupa/Force Main Improvements (RMPU PID 23a)	18,552,495	-	Behind Schedule	Construction	Project was extended due to the delayed approval of the pump submittal, traffic control issues and SCE delays. Currently mitigating the SCE delay by providing contractor with a redesign. No recovery plan at this point. IEUA is also reviewing a value engineering recommendation from the contractor which can potentially reduce construction costs.
49	EN23040.00	Turner Basin 1 Turnout Fencing	50,998	65,000	On-Time	Project Acceptance	
50	EN23090.01	Turner Basin 1 Turnout Modifications	35,667	-	On-Time	Project Acceptance	

Sub Total 19,538,981 2,701,078

Headquarters

No.	Project ID	Project Title	Total Expenditures thru 7/27 (\$)	Total Project Budget (\$)	Project Schedule Performance	Status	Schedule Recovery Plan
51	FM24008.00	HVAC Upgrades at Headquarters for Indoor Air Quality Improvements	-	100,000	On-Time	Project Evaluation	
52	EN23003.00	Central Plant Cooling Tower Replacement	84,395	3,000,000	On-Time	Pre-Design	
53	EN23100.00	Headquarter B Additional Office Space	28,034	75,000	Behind Schedule	Design	Due to workload and short staff, project schedule has slipped. No recovery plan at this point. Project will be rebaselined once contractors baseline schedule is received.
54	EN24030.00	Headquarter B additional Office Space	-	300,000	N/A	Not Started	
55	EN24035.00	CIPO Enhancements FY 23/24	-	700,000	N/A	Not Started	

Sub Total 112,430 4,175,000

Lift Stations

No.	Project ID	Project Title	Total Expenditures thru 7/27 (\$)	Total Project Budget (\$)	Project Schedule Performance	Status	Schedule Recovery Plan
56	EN22020.00	Philadelphia Lift Station Pump Upgrades	366,819	6,762,142	On-Time	Pre-Design	
57	EN23036.00	San Bernardino Ave Lift Station Reliability Improvements	133,557	3,259,752	On-Time	Pre-Design	
58	EN21045.00	Montclair Force Main Improvements	794,934	8,714,434	On-Time	Design	
59	EN23002.00	Philadelphia Lift Station Force Main Improvements	1,734,295	23,109,407	Behind Schedule	Design	IEUA received confirmation from City of Ontario on alignments. Ontario will be taking MOU to Council in August. Project is now active and will be rebaselined once construction contract is awarded. Project was initially delayed due to city of Ontario review times being extended. No recovery plan can occur at this point.
60	EN23066.00	Preserve Lift Station Improvements	30,305	698,000	On-Time	Construction	
61	FM21005.02	Prado Dechlor Roofing Assessment	64,919	-	On-Time	Construction	
62	EN22037.00	Prado De-Chlorination Station Inundation Protection	237,337	380,000	On-Time	Project Acceptance	
63	EN22057.00	Prado Basin Assets Retrofit-SEWER	49,956	50,000	On-Time	Project Acceptance	
64	EN22053.10	Prado Dechlor/Preserve Lift Station Plant Pax Upgrade	5,651	-	N/A	Not Started	

Sub Total 3,417,772 42,973,735

Regional Water Recycling Plant No. 1 (RP-1)

No.	Project ID	Project Title	Total Expenditures thru 7/27 (\$)	Total Project Budget (\$)	Project Schedule Performance	Status	Schedule Recovery Plan
65	EN24028.00	RP-1 Utility Water Piping Asset Management Phase 1	-	2,500,000	On-Time	Project Evaluation	
66	EN24029.00	RP-1 Tertiary Asset Management Phase 1	-	4,000,000	On-Time	Project Evaluation	
67	EN24032.00	RP-1 Primary Clarifier #1 Through #10 Rehabilitation	-	2,700,000	On-Time	Project Evaluation	
68	AM24003.00	AM Planning Development and Documentation	-	200,000	On-Time	Consultant Contract Award	
69	EN23000.00	RP-1 Device Net Replacement	121,637	4,246,416	On-Time	Pre-Design	
70	EN23088.02	RP-1 Primary Clarifier #1 and #10 Assessment	124,992	-	On-Time	Pre-Design	
71	EN23114.00	RP-1 Instrumentation and Control Enhancement	79,310	170,000	On-Time	Pre-Design	
72	EN20051.00	RP-1 MCB and Old Lab Building Rehab	358,197	2,546,161	Behind Schedule	Design	Conceptual design is finished. IEUA does not currently have the specs, which is pushing out 80% design. Project will not recover time but will be rebaselined once construction contract award is issued. AC and installation requirements have increased this project's cost, but this has been considered in the cost forecast.
73	EN21053.00	RP-1 Filter Effluent Structure #2 Rehabilitation	471,282	2,589,450	Behind Schedule	Design	Final Design is in progress. Due to coordination with the ongoing RP-1 disinfection project in the same area and investigation of SCADA interface the project has been delayed. Project may recover time once construction contract award is issued and the current construction duration is further evaluated. At that time, the schedule will be rebaselined.
74	EN23024.00	RP-1 TP-1 Stormwater Drainage Upgrades	90,282	1,394,353	On-Time	Design	
75	EN23102.00	RP-1 New Parking Lot	46,077	1,248,465	Behind Schedule	Design	TO was completed, currently working with facilities, SCE, and their consultant on the alignment of the power and charging and how it will affect the parking lot.
76	EN24020.00	RP-1 Dewatering Centrate Pumps	262,171	1,394,353	Behind Schedule	Design	One day of cleaning occurred, but the remaining 4 days left on NPS contract were postponed due to a partially closed plug valve that was found, removed, and replaced with a temporary spool piece. The cleaning does not affect the critical path of this project. IEUA determined not to continue with cleaning right now as the one day of cleaning did not show any flow improvements.
77	EN21056.00	RP-1 Evaporative Cooling for Aeration Blower Building	310,043	1,371,732	Behind Schedule	Design	90% design is currently in-progress. Design was originally delayed due to additional time needed to complete alternate unit placement design options. No recovery plan currently. Schedule will be rebaselined once the construction contract award is issued.
78	EN22022.00	RP-1 Air Compressor Upgrades	302,884	5,427,944	On-Time	Design	
79	EN22027.00	RP-1 Repurpose Lab	268,472	2,622,730	Behind Schedule	Design	Conceptual design is finished. IEUA does not currently have the specs, which is pushing out 80% design. Project will not recover time but will be rebaselined once construction contract award is issued. AC and installation requirements have increased this project's cost, but this has been considered in the cost forecast.
80	EN22031.00	RP-1 Intermediate Pump Station Electrical Improvements	506,517	9,237,147	On-Time	Design	
81	EN22044.00	RP-1 Thickening Building & Acid Phase Digester	7,251,967	160,565,672	On-Time	Design	
82	EN11039.00	RP-1 Disinfection Pump Improvements	5,533,782	12,997,043	On-Time	Construction	
83	EN13016.05	SCADA Enterprise System - (Regional Water Recycling Plant No. 1)	5,628,776	-	On-Time	Construction	
84	EN13016.06	RP-1 TP Building Water Piping Upgrades	23,431	-	On-Time	Construction	
85	EN17042.00	Digester 6 and 7 Roof Repairs	5,880,695	12,450,161	On-Time	Construction	
86	EN18006.00	RP-1 Flare Improvements	8,131,618	9,200,000	Behind Schedule	Construction	The PLC program had delays with the flare supplier, delaying project completion. Additionally, digester gas leaks have been identified at the gas blowers which is causing unforeseen delays. No recovery is determined at this time.
87	EN21042.00	RP-1 East Influent Gate Replacement	377,289	666,117	Behind Schedule	Construction	Estimated delivery of lids is currently unknown which is delaying the project schedule. Project is now behind with no remaining contingency. No recovery can be made.
88	EN23111.00	RP-1 Headworks Bar Screens Improvements	572,304	3,900,000	On-Time	Construction	
89	EN22053.09	West EDV Valve	9,755	-	On-Time	Construction	Kick off meeting will be in July. Schedule will be rebaselined once a construction schedule is received.
90	EN22034.00	RP1/RP4 Generator Control Panel Retrofit/Modernization	425,655	460,000	On-Time	Construction	
91	EN22041.00	RP-1 Aeration Basins Utility Water System Improvement	990,092	2,090,941	On-Time	Construction	
92	EN19009.00	RP-1 Energy Recovery	408	4,325,000	N/A	Not Started	
		Sub Total	37,767,636	248,303,685			

Regional Water Recycling Plant No. 2 (RP-2)							
No.	Project ID	Project Title	Total Expenditures thru 7/27 (\$)	Total Project Budget (\$)	Project Schedule Performance	Status	Schedule Recovery Plan
93	EN24026.00	RP-2 UW Valve Installations	-	60,000	N/A	Not Started	
		<i>Sub Total</i>	-	60,000			
Regional Water Recycling Plant No. 4 (RP-4)							
No.	Project ID	Project Title	Total Expenditures thru 7/27 (\$)	Total Project Budget (\$)	Project Schedule Performance	Status	Schedule Recovery Plan
94	EN22039.00	RP-4 SCADA Performance Improvement	2,947	1,012,000	On-Time	Project Evaluation	
95	EN24007.00	1299 RW PS Rehab	-	8,800,000	On-Time	Project Evaluation	
96	EN23088.01	RP-4 Surcharging of Manholes Assessment	37,832	-	On-Time	Pre-Design	
97	EN20057.00	RP-4 Process Improvements Phase II	377,736	8,324,536	On-Time	Design	
98	EN21041.00	RP-4 Chlorine Contact Basin Cover Repair & RW Wet Well Passive Overflow Line	569,281	5,543,778	Behind Schedule	Design	Project has been extended due to additional potholing being required. Location of buried utilities had to be confirmed before finalizing design.
99	EN23123.00	RP-4 Outfall Valve Replacement and Blow off Upgrades	281,670	2,587,886	Behind Schedule	Design	Design took longer than anticipated due to extended coordination with SCE and relocation of several valves. No recovery possible, however project will be rebaselined at the start of construction.
100	EN23115.00	RP-4 Headworks Utility Water Addition	159,562	175,000	On-Time	Project Acceptance	
101	EN24031.00	RP-4 Manhole Surcharge Remediation	-	800,000	N/A	Not Started	
		<i>Sub Total</i>	1,429,028	27,243,200			
Regional Water Recycling Plant No. 5 (RP-5)							
No.	Project ID	Project Title	Total Expenditures thru 7/27 (\$)	Total Project Budget (\$)	Project Schedule Performance	Status	Schedule Recovery Plan
102	EN19001.02	RP-5 New Radio Tower Design-Build	835	-	Behind Schedule	Project Evaluation	IEUA is waiting to receive confirmation from two state loan groups whether funding will be available which has caused a delay in the schedule. IEUA advertised the RFQ July 6. The RFQ process will be completed by the first week of October. The environmental report is still pending since the RFQ is not a bidding document, IEUA will proceed with this step.
103	EN19001.00	RP-5 Expansion to 30 mgd	123,658,457	245,000,000	On-Time	Construction	
104	EN19006.00	RP-5 Biosolids Facility	163,663,765	205,020,000	On-Time	Construction	
105	AM24002.00	REEP Return to Service Condition Assessment	-	500,000	N/A	Not Started	
106	EN24025.00	REEP Return to Service Capital	-	5,800,000	N/A	Not Started	
		<i>Sub Total</i>	287,323,056	456,320,000			
Recycled Water							
No.	Project ID	Project Title	Total Expenditures thru 7/27 (\$)	Total Project Budget (\$)	Project Schedule Performance	Status	Schedule Recovery Plan
107	EN15002.00	1158 Reservoir Site Cleanup	389,827	1,215,000	On-Time	Project Evaluation	
108	EN23119.00	RW SCADA Migration	99,502	4,815,240	Behind Schedule	Pre-Design	Project was delayed because of the schedule revision after the completion of field investigations. PC and Development are currently in progress. Project may recover time throughout design phase and will be rebaselined once construction contract award is issued.
109	EN23121.00	1299 Reservoir Paint/Coating Repairs and Upgrades	42,705	2,000,000	On-Time	Bid & Award	

Recycled Water (Cont.)

No.	Project ID	Project Title	Total Expenditures thru 7/27 (\$)	Total Project Budget (\$)	Project Schedule Performance	Status	Schedule Recovery Plan
110	EN23124.00	1630 East Pump Station VFD Installation	165,161	750,000	Behind Schedule	Construction	Due to a delay with VFD delivery, VFD is expected February 2024 which has pushed the construction finish to June 2024. No recovery at this point.
111	EN22058.00	Prado Basin Assets Retrofit-RW	139,999	140,000	On-Time	Project Acceptance	
112	EN23090.02	RW Improvements (Valves, Blow Offs)	155,356	-	Behind Schedule	Project Acceptance	The delay was caused by contractor getting their business license, which delayed obtaining a permit from Chino, as well as contractor prioritizing other IEUA projects. Project will be completed by the end of the fiscal year.

Recycled Water

No.	Project ID	Project Title	Total Expenditures thru 7/27 (\$)	Total Project Budget (\$)	Project Schedule Performance	Status	Schedule Recovery Plan
113	EN24040.00	WC Hydraulic Modeling FY 23/24	-	40,000	N/A	Not Started	
114	PL26001.00	Advanced Water Purification Facility	673	165,500,000	N/A	Not Started	
115	EN16065.00	RW Connections to JCSD	31,578	42,980,905	N/A	Not Started	
116	WR23001.00	Replenishing Facilities	4,405	188,000,000	N/A	Not Started	
117	WR23002.00	RW Interconnection to the City of Rialto	1,009	59,200,000	N/A	Not Started	
118	WR24002.00	6 TAFY AWPf	-	110,000,000	N/A	Not Started	
		<i>Sub Total</i>	<i>1,030,215</i>	<i>574,641,145</i>			
		<i>Overall Totals</i>	<i>364,968,819</i>	<i>1,460,752,886</i>			

Emergency Projects

FY23/24 Emergency Projects									
RP-1									
1	EN24016.01	WA Rasic	RP-1 Dewatering Building 12-inch PVC	RP-1	TO-002	13,000	1,923	7/23/2023	Active
2	EN24017.01	W.A Rasic	RP-1 Sinkhole	RP-1	TO-001	15,442	10,550	7/10/2023	Active
Sub Totals						28,442	12,473		
Grand Total						28,442	12,473		

July Emergency Project(s)						
Contractor	Task Order Description	Details of the Circumstances/Cause of Emergency	Scope of Repair	Location	Date of Call Out	Not-to-Exceed /Estimate
WA Rasic	RP-1 Dewatering Building 12-inch PVC	A 90-degree bend blew off the 12" PVC centrate bypass line and caused a break in a 1.5" recycled water line	Repair 1.5" recycled water line and cut out broken bend on the 12" centrate bypass line to install two caps	RP-1	7/23/2023	13,000
W.A Rasic	RP-1 Sinkhole	A Recycled Water Distribution Operator reported that a blow off isolation valve (4" gate valve) was sinking into the asphalt adjacent to the southwest corner of equalization basin no.3 at RP-1.	Mobilize with equipment ready to excavate Expose the sinkhole Inspect the valve and piping for potential leak Add and re-compact dirt/base around the valve box Bring existing collar to new asphalt grade level Re-pave	RP-1	7/10/2023	15,442