



**AGENDA  
MEETING OF THE  
INLAND EMPIRE UTILITIES AGENCY\*  
BOARD OF DIRECTORS**

**WEDNESDAY, MAY 17, 2023  
10:00 A.M.**

**AGENCY HEADQUARTERS  
BOARD ROOM  
6075 KIMBALL AVENUE, BUILDING A  
CHINO, CALIFORNIA 91708  
VIEW THE MEETING LIVE ONLINE AT IEUA.ORG  
TELEPHONE ACCESS: (415) 856-9169 / Conf Code: 373 012 992#**

The public may participate and provide public comment during the meeting by attending the meeting in-person or by dialing the number provided above. Comments may also be submitted by email to the Board Secretary/Office Manager Denise Garzaro at [dgarzaro@ieua.org](mailto:dgarzaro@ieua.org) prior to the completion of the Public Comment section of the meeting. Comments will be distributed to the Board of Directors.

**CALL TO ORDER OF THE INLAND EMPIRE UTILITIES AGENCY BOARD OF DIRECTORS MEETING**

**FLAG SALUTE**

**PUBLIC COMMENT**

Members of the public may address the Board on any item that is within the jurisdiction of the Board; however, no action may be taken on any item not appearing on the agenda unless the action is otherwise authorized by Subdivision (b) of Section 54954.2 of the Government Code. Those persons wishing to address the Board on any matter, whether or not it appears on the agenda, are requested to email the Board Secretary/Office Manager prior to the public comment section or request to address the Board during the public comments section of the meeting. Comments will be limited to three minutes per speaker. Thank you.

**ADDITIONS TO THE AGENDA**

In accordance with Section 54954.2 of the Government Code (Brown Act), additions to the agenda require two-thirds vote of the legislative body, or, if less than two-thirds of the members are present, a unanimous vote of those members present, that there is a need to take immediate action and that the need for action came to the attention of the local agency subsequent to the agenda being posted.

**NEW, PROMOTED AND RECLASSIFIED EMPLOYEE INTRODUCTIONS**

\*A Municipal Water District

## 1. CONSENT ITEMS

NOTICE: All matters listed under the Consent Calendar are considered to be routine and non-controversial and will be acted upon by the Board by one motion in the form listed below. There will be no separate discussion on these items prior to the time the Board votes unless any Board members, staff or the public requests specific items be discussed and/or removed from the Consent Calendar for separate action.

### A. MINUTES

Approve minutes of the April 5 and April 19, 2023 Board Meetings.

### B. REPORT ON GENERAL DISBURSEMENTS (*Finance & Admin*)

Staff recommends that the Board approve the total disbursements for the month of March 2023, in the amount of \$22,875,439.94.

### C. RECHARGE BASIN CLEANUP OF ILLEGAL DUMPING PROJECT FISCAL YEAR 2022/23 AND TOTAL PROJECT BUDGET AUGMENTATION (*Finance & Admin*)

Staff recommends that the Board:

1. Approve a total project budget augmentation for Project No. EN21057 in the amount of \$172,470.15, from \$247,918.85 to \$420,398.00 (70% increase) in the Recharge Water (10300) Fund;
2. Approve a FY 2022/23 project budget augmentation for Project No. EN21057, in the amount of \$30,0000, from \$212,450.40 to \$242,450.40 (14% increase); and
3. Authorize the General Manager to approve the budget augmentation.

### D. AGENCY-WIDE ROOFING REPLACEMENT PHASE IV CONSTRUCTION CONTRACT AWARD

Staff recommends that the Board:

1. Award a construction contract for the Agency-Wide Roofing Phase IV, Project No. FM21005.02, to AME Builders, in the amount of \$187,300; and
2. Authorize the General Manager to execute the construction contract, subject to non-substantive changes.

### E. 1630 EAST RECYCLED WATER PUMP STATION VARIABLE FREQUENCY DRIVE INSTALLATION CONSTRUCTION CONTRACT AWARD

Staff recommends that the Board:

1. Award a construction contract for the 1630 East Recycled Water Pump Station Variable Frequency Drive Installation, Project No. EN23124, to Big Sky Electric, Inc., in the amount of \$216,000; and



2. Authorize the General Manager to execute the contract, subject to non-substantive changes.

**F. RP-1 VARIABLE FREQUENCY DRIVE UPGRADES (WASTEWATER) CONSTRUCTION CONTRACT AWARD**

Staff recommends that the Board:

1. Award a construction contract for the RP-1 Variable Frequency Drives Upgrades, Project No. AM23001, to Big Sky Electric, Inc., in the amount of \$569,800; and
2. Authorize the General Manager to execute the contract, subject to non-substantive changes.

**G. RP-1 DIGESTER 6 AND 7 REHABILITATION AND ROOF REPAIRS CONSTRUCTION CONTRACT AWARD (*Finance & Admin*)**

Staff recommends that the Board:

1. Award a construction contract for the RP-1 Digester 6 and 7 Roof Repairs and Rehabilitation, Project No. EN17042, to Innovative Construction Solutions., in the amount of \$4,930,500;
2. Approve a total project budget augmentation in the amount of \$3,417,318 to Project No. EN17042 increasing the budget from \$9,032,843 to \$12,450,161 in the Regional Operations and Maintenance (10800) Fund (38% increase); and
3. Authorize the General Manager to execute the contract and budget augmentation, subject to non-substantive changes.

**2. ACTION ITEMS**

**A. RP-1 SUPERVISORY CONTROL AND DATA ACQUISITION MIGRATION PROJECT CONSTRUCTION CONTRACT AWARD (*Finance & Admin*)**

Staff recommends that the Board:

1. Award the construction contract for the RP-1 SCADA Migration, Project No. EN13016.05, to CDM Constructors Inc., in the amount of \$9,695,500;
2. Approve the contract amendment for engineering services during construction of the RP-1 SCADA Migration, Project No. EN13016.05, to Eramosa International Inc., for a not-to-exceed amount of \$669,717, increasing the contract to \$4,581,105 (17% increase);
3. Approve a total project budget augmentation in the amount of \$6,882,945 to Project No. EN13016, increasing the budget from \$31,117,055 to \$38,000,000 in the Regional Operations (RO) Fund (22% increase); and

4. Authorize the General Manager to execute the contract, amendment, and budget augmentation, subject to non-substantive changes.

**B. CONTRACT AWARD FOR STATE ADVOCACY SERVICES**

Staff recommends that the Board:

1. Award Contract No. 4600003346 to West Coast Advisors to provide State Advocacy Services for a monthly retainer of \$10,000 for five years, with the option of two additional one-year extensions; and
2. Authorize the General Manager to execute the service contract, subject to non-substantive changes.

**C. ADOPTION OF RESOLUTION NO. 2023-5-1 SUPPORTING CATHY GREEN AS A CANDIDATE FOR THE POSITION OF ASSOCIATION OF CALIFORNIA WATER AGENCIES PRESIDENT**

Staff recommends that the Board adopt Resolution No. 2023-5-1, In support of the nomination of Cathy Green as a candidate for the position of the Association of California Water Agencies President.

**3. INFORMATION ITEMS**

**A. BIENNIAL BUDGET FOR FISCAL YEARS 2023/24 AND 2024/25 FOR ADMINISTRATIVE SERVICES, NON-RECLAIMABLE WASTEWATER, RECHARGE WATER, AND WATER RESOURCES FUNDS (WRITTEN/POWERPOINT) (Finance & Admin)**

**B. ENGINEERING AND CONSTRUCTION MANAGEMENT PROJECT UPDATES (POWERPOINT)**

**RECEIVE AND FILE INFORMATION ITEMS**

**C. FEDERAL LEGISLATIVE REPORT FROM CARPI AND CLAY (WRITTEN)**

**D. STATE LEGISLATIVE REPORT FROM WEST COAST ADVISORS (WRITTEN)**

**E. PUBLIC OUTREACH AND COMMUNICATION (WRITTEN)**

**F. RP-5 EXPANSION PROJECT UPDATE – MAY 2023 (POWERPOINT)**

**G. FISCAL YEAR 2023/24 ADOPTED BUDGET FOR THE INLAND EMPIRE REGIONAL COMPOSTING AUTHORITY (WRITTEN/POWERPOINT) (Finance & Admin)**

**H. TREASURER'S REPORT OF FINANCIAL AFFAIRS FOR THE MONTH ENDED MARCH 2023 (WRITTEN/ POWERPOINT) (Finance & Admin)**

**4. AGENCY REPRESENTATIVES' REPORTS**

- A. SANTA ANA WATERSHED PROJECT AUTHORITY REPORT (WRITTEN)**  
May 16, 2023 SAWPA Commission meeting.
- B. METROPOLITAN WATER DISTRICT OF SOUTHERN CALIFORNIA REPORT (WRITTEN)**  
May 9, 2023 MWD Board meeting.
- C. REGIONAL SEWERAGE PROGRAM POLICY COMMITTEE REPORT (WRITTEN)**  
May 4, 2023 Regional Sewerage Program Policy Committee meeting.
- D. CHINO BASIN WATERMASTER REPORT (WRITTEN)**  
April 27, 2023 Chino Basin Watermaster Board meeting.
- E. CHINO BASIN DESALTER AUTHORITY REPORT (WRITTEN)**  
May 4, 2023 CDA Board meeting.
- F. THE INLAND EMPIRE REGIONAL COMPOSTING AUTHORITY REPORT (WRITTEN)**  
May 1, 2023 IERCA Board meeting.

**5. GENERAL MANAGER'S REPORT (WRITTEN)**

**6. BOARD OF DIRECTORS' REQUESTED FUTURE AGENDA ITEMS**

**7. DIRECTORS' COMMENTS**

**A. CONFERENCE REPORTS**

This is the time and place for the Members of the Board to report on prescheduled Committee/District Representative Assignment meetings, which were held since the last regular Board meeting, and/or any other items of interest.

**8. CLOSED SESSION**

- A. PURSUANT TO GOVERNMENT CODE SECTION 54956.9(d)(2)(e)1**  
**CONFERENCE WITH LEGAL COUNSEL – ANTICIPATED LITIGATION**  
Three Cases
- B. PURSUANT TO GOVERNMENT CODE SECTIONS 54957 AND 5497.6 –**  
**PUBLIC EMPLOYEE PERFORMANCE EVALUATION**
  - 1. General Counsel

**ADJOURN**

### Declaration of Posting

---

I, Denise Garzaro, CMC, Board Secretary/Office Manager of the Inland Empire Utilities Agency\*, a Municipal Water District, hereby certify that, per Government Code Section 54954.2, a copy of this agenda has been posted at the Agency's main office, 6075 Kimball Avenue, Building A, Chino, CA and on the Agency's website at [www.ieua.org](http://www.ieua.org) at least seventy-two (72) hours prior to the meeting date and time above.

**In compliance with the Americans with Disabilities Act, if you need special assistance to participate in this meeting, please contact the Board Secretary at (909) 993-1736 or [dgarzaro@ieua.org](mailto:dgarzaro@ieua.org), 48 hours prior to the scheduled meeting so that IEUA can make reasonable arrangements to ensure accessibility.**

**CONSENT  
CALENDAR  
ITEM**

**1A**



**MINUTES  
REGULAR WORKSHOP/MEETING OF THE  
INLAND EMPIRE UTILITIES AGENCY  
BOARD OF DIRECTORS**

**WEDNESDAY, APRIL 5, 2023  
10:00 A.M.**

**DIRECTORS PRESENT:**

Marco Tule, President  
Steven J. Elie, Vice President  
Jasmin A. Hall, Secretary/Treasurer  
Michael Camacho, Director

**DIRECTORS ABSENT:**

Paul Hofer, Director

**STAFF PRESENT**

Shivaji Deshmukh, P.E., General Manager  
Christiana Daisy, P.E., Deputy General Manager  
Sharon Acosta-Grijalva, Human Resources Analyst  
Andrew Alonzo, Human Resources Officer  
Tony Arellano, Safety Officer  
Javier Chagoyen-Lazaro, Director of Finance  
Katelyn Crawford, Administrative Assistant II  
Michael Duenas, Acting Manager of Human Resources  
Lisa Dye, Director of Human Resources  
Denise Garzaro, Board Secretary/Office Manager  
Brandon Gonzalez Contreras, Technology Specialist I  
Michael Hurley, Director of Planning & Resources  
Elizabeth Hurst, Chino Basin Program Manager  
Raymond Lam, Human Resources Analyst  
Michael Larios, Technology Specialist I  
Scott Lening, Manager of Operations  
Alex Lopez, Budget Officer  
Michelle Vizcarra, Human Resources Analyst  
Daniel Zerda, Human Resources Specialist  
Jeff Ziegenbein, Acting Director of Operations & Maintenance

**STAFF PRESENT via Video/Teleconference:**

Kristine Day, Assistant General Manager  
Deborah Berry, Controller  
Jerry Burke, Director of Engineering  
Andrea Carruthers, Communications Officer  
Don Hamlett, Director of Information Technology  
Jennifer Hy-Luk, Executive Assistant

Nolan King, Manager of Information Technology  
Monica Nelson, Administrative Assistant II  
Cathleen Pieroni, Acting Manager of Water Resources  
Ashley Womack, Grants and Government Affairs Officer

**OTHERS PRESENT:**

Marty Cihigoyenette, JC Law Firm

A meeting of the Board of Directors of the Inland Empire Utilities Agency\* was held at the office of the Agency, 6075 Kimball Avenue, Building A, Chino, California.

President Tule called the meeting to order at 10:04 a.m. Board Secretary/Office Manager Denise Garzaro took roll call and established a quorum. Administrative Assistant II Katelyn Crawford led the Pledge of Allegiance.

**PUBLIC COMMENT**

There were no public comments.

**ADDITIONS TO THE AGENDA**

There were no additions to the agenda.

**1. ACTION ITEM**

**A. REMOVAL OF THE WATER SHORTAGE EMERGENCY CONDITION AND TERMINATION OF THE EMERGENCY WATER CONSERVATION FRAMEWORK**

Director of Planning & Resources Michael Hurley provided the staff presentation.

MOVED BY DIRECTOR ELIE, SECONDED BY DIRECTOR CAMACHO, THE BOARD DECLARED AN END TO THE WATER SHORTAGE EMERGENCY CONDITION AND EMERGENCY WATER CONSERVATION FRAMEWORK PREVIOUSLY ESTABLISHED BY RESOLUTION NO. 2022-5-7 AND EXTENDED BY RESOLUTION NO. 2022-12-1; AND ENDED THE IMPLEMENTATION OF LEVEL 2 OF THE WATER SHORTAGE CONTINGENCY PLAN, CONSISTENT WITH EXECUTIVE ORDER N-5-23 AND CURRENT REGIONAL SUPPLIES, AS RECOMMENDED, BY THE FOLLOWING VOTE:

Ayes: Camacho, Elie, Hall, Tule

Noes: None

Absent: Hofer

2. **WORKSHOP ITEMS**

A. **FISCAL YEAR 2023/24 AND 2024/25 BIENNIAL BUDGET (POWERPOINT)**

Director of Finance Javier Chagoyen-Lazaro provided the staff presentation.

**INFORMATION ITEM ONLY; NO ACTION TAKEN**

B. **HUMAN CAPITAL MANAGEMENT (POWERPOINT)**

Director of Human Resources Lisa Dye and Human Resources Officer Andrew Alonzo provided the staff presentation.

**INFORMATION ITEM ONLY; NO ACTION TAKEN**

3. **GENERAL MANAGER'S COMMENTS**

General Manager Shivaji Deshmukh stated that Acting Director of Operations and Maintenance Jeff Ziegenbein representing IEUA and the California Association of Compost Producers, presented at the Senate Committee on Environment and Public Works in Washington D.C. along with a panel of passive receivers of PFAS. Attendees learned about the potential impacts of PFAS liability on essential public services. The effort was successful and resulted in draft legislation being initiated to exempt certain essential public services such as wastewater, solid waste, and composting.

General Manager Deshmukh informed the Board that IERCF completed its biennial source test in early February. The results were received late last week and show data that is significantly different from previous years and includes mass emissions exceeding permit limits. The report was submitted to South Coast AQMD as required and the compliance team is fast-tracking a third party to verify a representative number of sample sites to validate the data. Since there have been no significant changes to facility operations, staff is questioning the validity of the data.

He stated that on March 29, IEUA in coordination with Southern California Edison facilitated a two-day electrical shutdown of the Chino Desalter Authority Plant I to facilitate repairs to the plant's main breaker and buss bar. During the shutdown Operations, Maintenance, Collections, and Information Technology collaborated to complete multiple preventive and corrective upgrades to systems throughout CDA. All work was completed during the shutdown and the plant returned to service as scheduled.

He added that IEUA was honored with several awards at the California Water Environment Association (CWEA) Santa Ana River Basin Section (SARBS) Annual Awards Banquet in March. General Manager Deshmukh thanked staff for their efforts to obtain these recognitions.

4. **BOARD OF DIRECTORS' REQUESTED FUTURE AGENDA ITEMS**

There were no future requested agenda items from the Board of Directors.

5. **BOARD OF DIRECTORS' COMMENTS**

Director Camacho and Director Hall thanked staff for the presentations.



**6. CLOSED SESSION**

The Board recessed to Closed Session at 11:35 a.m.:

**A. PURSUANT TO GOVERNMENT CODE SECTION 54956.9(d)(2)(e)1**  
**CONFERENCE WITH LEGAL COUNSEL - ANTICIPATED LITIGATION**

Two Cases

The meeting resumed at 12:24 p.m. General Counsel Cihigoyenetché stated that the Board discussed Item 6A with no reportable action.

**ADJOURNMENT**

President Tule adjourned the meeting at 12:24 p.m.

---

Jasmin A. Hall, Secretary/Treasurer

**APPROVED: MAY 17, 2023**



**MINUTES  
MEETING OF THE  
INLAND EMPIRE UTILITIES AGENCY  
BOARD OF DIRECTORS**

**WEDNESDAY, APRIL 19, 2023  
10:00 A.M.**

**DIRECTORS PRESENT:**

Marco Tule, President  
Steven J. Elie, Vice President  
Jasmin A. Hall, Secretary/Treasurer  
Michael Camacho, Director  
Paul Hofer, Director

**STAFF PRESENT:**

Shivaji Deshmukh, P.E., General Manager  
Christiana Daisy, P.E., Deputy General Manager  
Kristine Day, Assistant General Manager  
Tony Arellano, Safety Officer  
Jerry Burke, Director of Engineering  
Doreen Camacho, Administrative Assistant II  
Pietro Cambiaso, Manager of Compliance & Sustainability  
Javier Chagoyen-Lazaro, Director of Finance  
Lisa Dye, Director of Human Resources  
Karen Ferrer Chairez, Associate Engineer  
Denise Garzaro, Board Secretary/Office Manager  
Brandon Gonzalez Contreras, Technology Specialist I  
Elizabeth Hurst, Chino Basin Program Manager  
Joel Ignacio, Senior Engineer  
Michael Larios, Technology Specialist I  
Randy Lee, Acting Director of Finance  
Alex Lopez, Budget Officer  
Jason Marseilles, P.E, Manager of Engineering  
Liza Munoz, Senior Engineer  
Cathy Nhothsavath, Associate Engineer  
Michelle Quintana, Wastewater Treatment Plant Operator I  
Christopher Ruff, Senior Facilities Technician  
Kristian Saenz, Assistant Engineer  
Steven Smith, Acting Groundwater Recharge Coordinator  
Travis Sprague, P.E., Principal Engineer  
Ashley Womack, Grants & Government Affairs Officer  
Jeff Ziegenbein, Acting Director of Operations & Maintenance

**STAFF PRESENT via Video/Teleconference:**

Adham Almasri, Principal Engineer  
Andy Campbell, Deputy Manager of Maintenance

Pierre Cayatte, Senior Engineer  
Michael Hurley, Director of Planning & Resources  
Jennifer Hy-Luk, Executive Assistant  
James Simpson, Engineering Consultant

**OTHERS PRESENT:**

Jean Cihigoyenette, JC Law Firm  
Marty Cihigoyenette, JC Law Firm

A meeting of the Board of Directors of the Inland Empire Utilities Agency\* was held at the office of the Agency, 6075 Kimball Avenue, Building A, Chino, California and via video/teleconference on the above date.

President Tule called the meeting to order at 10:00 a.m. Associate Engineer Cathy Nhothsavath led the flag salute.

**PUBLIC COMMENT**

There were no public comments.

**ADDITIONS TO THE AGENDA**

There were no changes/additions/deletions to the agenda.

**NEW, PROMOTED AND RECLASSIFIED EMPLOYEE INTRODUCTIONS**

The following staff member from the Engineering Department was recognized:

- Francis Concemino, Senior Project Manager, reclassified April 2, 2023, Asset Management

The following staff member from the Planning & Resources Department was introduced:

- Doreen Camacho, Administrative Assistant II, hired April 17, 2023, Planning & Resources

The following staff members from the Operations & Maintenance Department were recognized:

- Christopher Ruff, Senior Facilities Technician, promoted March 19, 2023, Facilities
- Pablo Olvera, Electrical & Instrumentation Technician I, promoted April 16, 2023, Maintenance
- Michelle Quintana, Wastewater Treatment Plant Operator I, reclassified February 5, 2023, Operations
- Gilbert Torrez Jr., Wastewater Treatment Plant Operator I, reclassified February 19, 2023, Operations

The Board of Directors welcomed Ms. Camacho to the IEUA team and congratulated Mr. Concemino, Mr. Ruff, Mr. Olvera, Ms. Quintana, and Mr. Torrez on their reclassifications and promotions.

1. **CONSENT ITEMS**

A. **MINUTES**

B. **REPORT ON GENERAL DISBURSEMENTS** (*Finance & Admin*)

C. **ADOPTION POSITIONS ON MULTIPLE STATE LEGISLATIVE BILLS** (*Community & Leg*)

D. **RP-1 SOLIDS THICKENING PROJECT AND ACID PHASE DIGESTERS DESIGN AMENDMENT NO. 4** (*Eng/Ops/WR*)

E. **RP-1 TERTIARY PLANT BUILDING WATER PIPING UPGRADES CONSTRUCTION CONTRACT AWARD** (*Eng/Ops/WR*)

F. **CENTRAL PLANT COOLING TOWER REPLACEMENT CONSULTANT CONTRACT AWARD** (*Eng/Ops/WR*)

G. **REGIONAL SYSTEM ASSET MANAGEMENT PROJECT, EN19024, FISCAL YEAR 2022/23 BUDGET AUGMENTATION** (*Eng/Ops/WR*) (*Finance & Admin*)

H. **ADOPTION OF RESOLUTION NO. 2023-4-1, DECLARING THE AGENCY'S INTENT TO ADOPT THE FISCAL YEARS 2023/24 AND 2024/25 BUDGETS FOR ALL AGENCY PROGRAMS** (*Finance & Admin*)

I. **ADOPTION OF RESOLUTION NO. 2023-4-6, APPROVING THE AGENCY'S INVESTMENT POLICY** (*Finance & Admin*)

MOVED BY DIRECTOR CAMACHO, SECONDED BY DIRECTOR HOFER, AGENDA ITEM NOS. 1A THROUGH 1I, WERE APPROVED AS RECOMMENDED BELOW, BY THE FOLLOWING VOTE:

Ayes: Camacho, Elie, Hall, Hofer, Tule

Noes: None

Absent: None

- Approved the minutes of the March 1 and March 15, 2023 Board Meetings.
- Approved the total disbursements for the month of February 2023, in the amount of \$25,626,941.76.
- Adopted positions on the following bills:

Bill Number	Author	Bill Title	Position Recommendation
AB 1423	Schiavo	Product safety: PFAS and PFAS products	Support

AB 727	Weber	Product safety: cleaning products: PFAS	Support
AB 1216	Muratsuchi	Wastewater Treatment Plants	Oppose
SB 745	Cortese	Drought - Resistant Buildings Act	Oppose Unless Amended
SB 366	Caballero	The California Water Plan	Support

- Approved a contract amendment for the Regional Plant No. 1 Solids Thickening Building, Project No. EN22044, to Carollo Engineering Inc., for a not-to-exceed amount of \$351,112, increasing the contract from \$14,557,895 to \$14,909,007 (2.4% increase); and authorized the General Manager to execute the contract amendment.
- Awarded a construction contract for the RP-1 TP Building Water Piping Upgrades, Project No. EN13016.06 to W.A. Rasic Construction Company, Inc., in the amount of \$150,888; and authorized the General Manager to execute the construction contract, subject to non-substantive changes.
- Awarded a design consultant contract for the Central Plant Cooling Tower Replacement, Project No. EN23003, to IDS Group, Inc., for the not-to-exceed amount of \$263,984; and authorized the General Manager to execute the contract, subject to non-substantive changes.
- Approved a FY (Fiscal Year) 2022/23 project budget augmentation for the Regional System Asset Management Project, No. EN19024, in the amount of \$282,283 from \$414,297 to \$696,580 (68% increase) on the Regional Operations and Maintenance (10800) Fund; and authorized the General Manager to approve the budget augmentation.
- Adopted Resolution No. 2023-4-1, declaring its intent to adopt the Fiscal years 2023/24 and 2024/25 budgets for the Agency's Regional Wastewater, Recycled Water, Non-Reclaimable Wastewater, and Water Resources Programs and fixing time and place of hearing thereon for Fiscal Year 2023/24; and set a hearing date, and directed staff to distribute the Resolution to the appropriate agencies in compliance with the Regional Sewage Service Ordinance No. 111.
- Adopted Resolution No. 2023-4-6, approving the update of the Agency's Investment Policy for Fiscal Year 2023/24.

## 2. **ACTION ITEMS**

### **A. ADOPTION OF RESOLUTION NOS. 2023-4-3 TO 2023-4-5, ESTABLISHING FISCAL YEARS 2023/24 AND 2024/25 FOR THE REGIONAL WASTEWATER RATES AND FEES AND EXTRA-TERRITORIAL SEWER SERVICE CHARGE (Finance & Admin)**

Director of Finance Javier Chagoyen-Lazaro provided the staff presentation.

MOVED BY DIRECTOR CAMACHO, SECONDED BY DIRECTOR ELIE. THE BOARD ADOPTED RESOLUTION NOS: 2023-4-3 REIMBURSEMENT

PAYMENT PER EDU (WASTEWATER CONNECTION FEE) FOR FISCAL YEAR 2023/24 AND FISCAL YEAR 2024/25; 2023-4-4 EXTRA-TERRITORIAL SEWER SERVICE CHARGES FOR FISCAL YEAR 2023/24; 2023-4-5 ESTABLISHING SERVICE RATES FOR IMPROVEMENT DISTRICT C (MONTHLY SEWER RATE) FOR FISCAL YEAR 2023/24 AND FISCAL YEAR 2024/25, BY THE FOLLOWING VOTE:

Ayes: Camacho, Elie, Hall, Hofer, Tule

Noes: None

Absent: None

**B. CONTRACT AWARD FOR BANKING SERVICES TO JP MORGAN CHASE BANK**  
***(Finance & Admin)***

Director of Finance Javier Chagoyen-Lazaro provided the staff presentation.

MOVED BY DIRECTOR HOFER, SECONDED BY DIRECTOR ELIE, THE BOARD AWARDED A BANKING SERVICES CONTRACT TO J.P. MORGAN CHASE BANK FOR A FIVE-YEAR CONTRACT WITH AN OPTION TO EXTEND FOR TWO ADDITIONAL YEARS; AND AUTHORIZED THE GENERAL MANAGER TO EXECUTE THE CONTRACT, BY THE FOLLOWING VOTE:

Ayes: Camacho, Elie, Hall, Hofer, Tule

Noes: None

Absent: None

**3. INFORMATION ITEMS**

**A. IMPORTED WATER SUPPLY STATUS UPDATE (ORAL)**

**B. BOARD OF DIRECTOR'S REGULAR MEETING TIME (WRITTEN)**

President Tule asked for this item to be agendaized as he thinks it is appropriate to consider the timing of Board meetings periodically.

Director Camacho recommended maintaining the current regular meeting time.

Director Hofer stated that he agreed that keeping the current regular meeting time is ideal and suggested that staff hold town hall-type meetings periodically after hours to provide the public the opportunity to learn more about IEUA initiatives and participate in the meeting process.

- C. RECYCLED WATER GROUNDWATER RECHARGE UPDATE (POWERPOINT)  
(Eng/Ops/WR)
- D. REVIEW OF PROPOSED BIENNIAL BUDGET FOR FISCAL YEARS 2023/24 AND 2024/25 FOR REGIONAL WASTEWATER AND RECYCLED WATER FUNDS (POWERPOINT) (Finance & Admin)

The following items were received and filed by the Board:

- E. OPERATIONS & MAINTENANCE DEPARTMENT QUARTERLY UPDATE (POWERPOINT) (Eng/Ops/WR)
- F. ENGINEERING AND CONSTRUCTION MANAGEMENT PROJECT UPDATE (POWERPOINT) (Eng/Ops/WR)
- G. FEDERAL LEGISLATIVE REPORT FROM CARPI AND CLAY (WRITTEN)  
(Community & Leg)
- H. STATE LEGISLATIVE REPORT FROM WEST COAST ADVISORS (WRITTEN)  
(Community & Leg)
- I. PUBLIC OUTREACH AND COMMUNICATION (WRITTEN) (Community & Leg)
- J. RP-5 EXPANSION PROJECT UPDATE – APRIL 2023 (POWERPOINT)  
(Eng/Ops/WR)
- K. TREASURER’S REPORT OF FINANCIAL AFFAIRS (WRITTEN/ POWERPOINT)  
(Finance & Admin)

#### 4. AGENCY REPRESENTATIVES’ REPORTS

##### A. SANTA ANA WATERSHED PROJECT AUTHORITY REPORT

Director Hall reported that at the March 21 Commission meeting, the Commission approved to incorporate the Orange County and Riverside County Stormwater Resource Plans by reference in an Appendix to the One Water One Watershed Plan Update 2018.

Director Hall reported that at the April 4 Commission and Committee meetings, the Commission approved support of the SARCCUP Interagency Operating Committee Agreement; authorized the General Manager to send the AB 1567 (Garcia) 2024 Resources Bond letter to pertinent legislators to indicate support of the inclusion of \$500 million for the integrated regional multi-benefit water projects addressing resiliency; and directed the General Manager to issue a request for proposals for Inland Empire Brine Line Service Contracts.

Director Hall added that at the April 18 Commission meeting, the Commission approved \$74,600 from the building fund for the SAWPA Building Lobby Security Improvements project.

##### B. METROPOLITAN WATER DISTRICT OF SOUTHERN CALIFORNIA (MWD) REPORT

Director Camacho reported that after years of drought operations, MWD is now pivoting to maximize SWP deliveries throughout its system and replenish storage. This

includes refilling Diamond Valley Lake. MWD staff are also working with the General Managers to replenish in-region storage such as in the Chino Basin.

Director Camacho added that as a result, MWD is taking less Colorado River water, which helps to stem declining reservoir levels in Lake Mead. Negotiations among the basin states as to how to address long-term shortage conditions on the River have not yet yielded a plan. However, last week the federal government issued its proposed Supplemental Environmental Impact Statement (SEIS) for Near-term Colorado River Operations, which included an option to distribute shortages in the Lower Colorado River Basin by an equal percentage. He stated that this would require greater cuts from California.

Director Camacho stated that MWD continues planning efforts to bring online local potable reuse projects as a potential strategy to offset declining reliability from imported water supplies. To help accelerate the design, construction, and operations of the Pure Water Southern California project, MWD was pleased to receive a contribution of \$80 million from the State.

General Manager Shivaji Deshmukh stated that regarding the possibility of the Chino Basin being recharged with imported SWP supplies, he noted that IEUA staff is working closely with Watermaster and IEUA's retail agencies to find an arrangement that works for all parties.

**C. REGIONAL SEWERAGE PROGRAM POLICY COMMITTEE REPORT**

President Tule reported that at the April 6 Committee meeting, the Policy Committee reviewed the proposed rates and fees for FYs 2023/24 and 2024/25 for the Agency's Regional Wastewater Capital Improvement fund and Regional Wastewater Operations and Maintenance funds.

**D. CHINO BASIN WATERMASTER REPORT**

Vice President Elie reported that at the March 23 Board Meeting, the CBWM Board reviewed the Watermaster Board philosophy regarding staffing and compensation and provided input to staff.

**E. CHINO BASIN DESALTER AUTHORITY REPORT**

Vice President Elie reported that at the April 6 Board Meeting, the CDA Board approved numerous contract awards and adopted revised position descriptions and salary schedules.

**F. INLAND EMPIRE REGIONAL COMPOSTING AUTHORITY REPORT**

There was nothing to report.

**5. GENERAL MANAGER'S REPORT**

General Manager Shivaji Deshmukh stated that the Agency has once again partnered with the city of Chino for the 14<sup>th</sup> Annual two-day Earth Day event. April 19 is student day with close to 700 students participating in field trips at the Chino Creek Wetlands. April 20 is community day which will have close to 30 vendors, educational activities, giveaways, performances, and more. He recognized the approximately 50 staff volunteers that have helped make the events happen.



General Manager Deshmukh added that IEUA is hosting a Human Resources Open House for the public next Thursday, April 27 to recruit talent locally and strengthen our ties to the community.

6. **BOARD OF DIRECTORS' REQUESTED FUTURE AGENDA ITEMS**

Director Hofer requested information on the anticipated water flows from the Sierras as a result of the snow melt. He also asked for a report on the increase in the cost of electricity over the past 12 years and how those rates compare to colleagues in neighboring states.

7. **DIRECTORS' COMMENTS AND CONFERENCE REPORTS**

Director Camacho stated that he attended the Water Infrastructure Networking Summit on April 14.

Vice President Elie reported that he presented at the ASBCSD Membership Meeting hosted by IEUA on March 20. He stated that he attended the City of Ontario State of the City on March 30; the WELL 11<sup>th</sup> Annual Statewide Conference on April 1; the Chino Valley Chamber Salute to Public Safety on April 4; the Chino Valley Chamber Leadership Collaborative on April 7; the opening of the Groundwater Replenishment System at Orange County Water District Water and the Infrastructure Networking Summit on April 14; and the City of Chino Eastside Water Treatment Facility Expansion Ribbon Cutting on April 18.

Director Hall stated that she attended the Urban Water Institute's Spring Water Conference from February 22 through February 24; the CASA 2023 Washington D.C. Policy Forum from February 27 through February 28; the ACWA DC2023 Annual Washington D.C. Conference from March 1 through March 2; the State of the Region Economic Forecast on March 30; the WELL 11<sup>th</sup> Annual Statewide Conference March 31 and April 1; the City of Rancho Cucamonga State of the City on April 13 and the Water Infrastructure Networking Summit on April 14.

President Tule stated that he attended the ASBCSD Membership Meeting on March 20.

8. **CLOSED SESSION**

The Board recessed to Closed Session at 11:25 a.m.:

A. **PURSUANT TO GOVERNMENT CODE SECTION 54956.9(d)(2)(e)1  
CONFERENCE WITH LEGAL COUNSEL – ANTICIPATED LITIGATION**

Two Cases

B. **PURSUANT TO GOVERNMENT CODE SECTIONS 54957 AND 5497.6 –  
PUBLIC EMPLOYEE PERFORMANCE EVALUATION**

1. General Counsel

The meeting resumed at 1:13 p.m. General Counsel Cihigoyenetché stated that the Board discussed two cases under Item 8A and discussed Item 8B with no reportable action.

**ADJOURNMENT**

President Tule adjourned the meeting at 1:13 p.m.

---

Jasmin A. Hall, Secretary/Treasurer

**APPROVED: MAY 17, 2023**

DRAFT

**CONSENT  
CALENDAR  
ITEM**

**1B**

**Date:** May 17, 2023

**To:** The Honorable Board of Directors

**Committee:** Finance & Administration

*SD*  
**From:** Shivaji Deshmukh, General Manager

05/10/23

**Staff Contact:** Kristine Day, Assistant General Manager

**Subject:** Report on General Disbursements

---

**Executive Summary:**

Total disbursements for the month of March 2023 were \$22,875,439.94. Disbursement activity included check payments of \$755,810.51 to vendors and \$41,425.45 for worker's compensation related costs. Electronic payments included the Automated Clearing House (ACH) of \$18,184,804.57 and wire transfers (excluding payroll) of \$2,009,668.65. The total payroll was \$1,876,453.00 for employees and \$7,277.76 for the Board of Directors.

---

**Staff's Recommendation:**

Approve the total disbursements for the month of March 2023 in the amount of \$22,875,439.94.

---

**Budget Impact** *Budgeted (Y/N):* N *Amendment (Y/N):* N *Amount for Requested Approval:*

*Account/Project Name:*

*Fiscal Impact (explain if not budgeted):*

**Prior Board Action:**

On April 19, 2023 the Board of Directors approved the February 2023 Report on General Disbursements totaling \$25,626,941.76.

---

**Environmental Determination:**

Not Applicable

---

**Business Goal:**

The report on general disbursements is consistent with the Agency's Business Goal of Fiscal Responsibility in providing financial reporting that accounts for general disbursements associated with operating requirements.

---

**Attachments:**

Attachment 1 - Background

Attachment 2 - Details of General Disbursements

Attachment 3 - PowerPoint

## Background

Subject: Report on General Disbursements

Table 1 summarizes the disbursements detailed in each of the six attachments affixed to this letter. Table 2 lists the disbursements in excess of an aggregated \$500,000 per vendor and is presented in largest to smallest dollar value.

**Table 1: Disbursement Details**

Attachment	Payment Type	Amount
2A	Vendor Checks	\$ 755,810.51
2B	Workers' Comp Checks	\$ 41,425.45
2C	Vendor ACHs	\$ 18,184,804.57
2D	Vendor Wires (excludes Payroll)	\$ 2,009,668.65
2E	Payroll-Net Pay-Directors	\$ 7,277.76
2F	Payroll-Net Pay-Employees	\$ 1,876,453.00
<b>Total Disbursements</b>		<b>\$22,875,439.94</b>

**Table 2: Disbursements in Excess of \$500,000 per Vendor**

Vendor	Amount	Description
WM LYLES COMPANY	\$ 5,916,686.38	Professional Svc's for EN19001- RP-5 Expansion to 30 mgd
COUNTY SANITATION DISTRICTS OF LOS ANGELES COUNTY	\$ 1,542,431.24	3rd Qtr 22/23 Wastewater Treatment Surcharge; 21/22 Wastewater Treatment Surcharge
CAROLLO ENGINEERS	\$ 1,045,380.34	Professional Svc's for EN11039- RP-1 Disinfection Pump Improvements; EN17043- Primary Clarifier Rehabilitation; EN22044- RP1 Thickening Building and Acid Phase DI
PERS	\$ 1,008,794.39	03/23 Health Ins; P/R 04, 05, 06.
SO CAL EDISON	\$ 901,807.38	01/27/22 – 03/19/22 Electricity; Meter and 300 HP Pump Installation
INTERNAL REVENUE SERVICE	\$ 811,704.71	P/R 05, 06; Dir 03 Taxes
MNR CONSTRUCTION INC	\$ 697,430.01	Professional Svc's for RW15003.06- Wineville/Jurupa/Force Main Improvements
SWRCB ACCOUNTING OFFICE	\$ 545,414.72	SRF Loan Pymt #14 C064900-110 SRF Loan Pymt #14 C064900-120 SRF Loan Pymt #14 C064900-130
CDM SMITH INC	\$ 534,409.63	Professional Svc's for EN19024- Regional System Asset Management Assessment

# Attachment 2A

## Vendor Checks



Inland Empire Util.Agency  
Chino, CA  
Company code 1000

Check Register  
CBB Disbursement Account -March '23

04/21/2023 / 10:51:40  
User: CCAMPBEL  
Page: 1

Bank	CBB	CITIZENS BUSINESS BANK		ONTARIO CA 917610000		
Bank Key	122234149					
Acct number	CHECK	231167641				
Check						
Check number from to	Payment	Pmnt date	Crcy	Amount paid (FC)	Recipient/void reason code	Enca./void
236060	2200128244	03/02/2023			voided by MMAHDIAN - Lost Check	04/13/2023
236061	2200128238	03/02/2023	USD	4,144.00	BRAX COMPANY INC VALLEY CENTER CA	03/13/2023
236062	2200128230	03/02/2023	USD	18,535.00	BURKE WILLIAMS & SORENSEN LLP LOS ANGELES CA	
236063	2200128231	03/02/2023	USD	500.00	CALIF MUNICIPAL STATISTICS INCOAKLAND CA	04/04/2023
236064	2200128236	03/02/2023	USD	5,025.00	CINTAS CORPORATION- LOC#150 PHOENIX AZ	03/16/2023
236065	2200128234	03/02/2023	USD	633.25	CINTAS FIRST AID & SAFETY LOCCINCINNATI OH	03/17/2023
236066	2200128245	03/02/2023	USD	954.22	CITY OF CHINO CHINO CA	03/14/2023
236067	2200128247	03/02/2023	USD	330.43	CUCAMONGA VALLEY WATER DISTRICTLOS ANGELES CA	03/15/2023
236068	2200128248	03/02/2023	USD	478.60	FRONTIER COMMUNICATIONS CORP CINCINNATI OH	03/21/2023
236069	2200128240	03/02/2023	USD	832.04	FULL SOURCE, LLC JACKSONVILLE FL	03/17/2023
236070	2200128243	03/02/2023			voided by MMAHDIAN - Lost Check	03/28/2023
236071	2200128246	03/02/2023	USD	6,800.01	ONTARIO MUNICIPAL UTILITIES COONTARIO CA	03/10/2023
236072	2200128249	03/02/2023	USD	34.38	PIERONI, CATHLEEN CHINO HILLS CA	04/03/2023
236073	2200128237	03/02/2023	USD	171.56	POWERFLO PRODUCTS INC CYPRESS CA	03/14/2023
236074	2200128233	03/02/2023	USD	30,190.00	PROJECT PARTNERS INC LAGUNA HILLS CA	
236075	2200128242	03/02/2023	USD	1,400.44	RINCON CONSULTANTS INC VENTURA CA	03/13/2023
236076	2200128232	03/02/2023	USD	2,500.00	SAN BERNARDINO COUNTY SAN BERNARDINO CA	03/16/2023
236077	2200128239	03/02/2023			voided by PRIVERA - Wrong Payee	03/14/2023
236078	2200128241	03/02/2023			voided by PMUN - Lost Check	04/04/2023
236079	2200128235	03/02/2023	USD	345.99	WORLDWIDE EXPRESS PASADENA CA	03/10/2023
236080	2200128367	03/07/2023	USD	376.04	AMERICAN HERITAGE LIFE INSURANDALLAS TX	03/16/2023
236081	2200128356	03/07/2023	USD	922.73	BOQT BARN INC IRVINE CA	03/14/2023
236082	2200128365	03/07/2023	USD	1,916.30	BURRTEC WASTE INDUSTRIES INC FONTANA CA	03/14/2023
236083	2200128357	03/07/2023	USD	601.57	CHINO HILLS FORD CHINO CA	03/14/2023
236084	2200128359	03/07/2023	USD	86.44	CINTAS CORPORATION- LOC#150 PHOENIX AZ	03/16/2023
236085	2200128355	03/07/2023	USD	1,366.00	CINTAS FIRST AID & SAFETY LOCCINCINNATI OH	03/21/2023
236086	2200128348	03/07/2023	USD	25,168.03	CITY OF ONTARIO ONTARIO CA	
236087	2200128349	03/07/2023			voided by PRIVERA - Reversed check payment	03/08/2023
236088	2200128347	03/07/2023	USD	3,281.02	DEPARTMENT OF TOXIC SUBSTANCES SACRAMENTO CA	03/20/2023
236089	2200128368	03/07/2023	USD	9,268.00	EMPLOYMENT DEVELOPMENT DEPARTMSACRAMENTO CA	03/15/2023
236090	2200128372	03/07/2023	USD	5,096.52	FIDELITY SECURITY LIFE INSURANCINCINNATI OH	03/17/2023
236091	2200128371	03/07/2023	USD	314.00	FRANCHISE TAX BOARD SACRAMENTO CA	04/10/2023
236092	2200128366	03/07/2023	USD	767.94	FRONTIER COMMUNICATIONS CORP CINCINNATI OH	03/20/2023
236093	2200128350	03/07/2023	USD	652.67	GENERAL BOTTLE INC LOS ANGELES CA	03/13/2023
236094	2200128361	03/07/2023	USD	150.00	HARKEY COMPLIANCE SAN BERNARDINO CA	03/15/2023
236095	2200128358	03/07/2023	USD	25,168.03	MONTI VISTA WATER DISTRICT MONTCLAIR CA	03/22/2023
236096	2200128364	03/07/2023	USD	17,749.90	ONTARIO MUNICIPAL UTILITIES COONTARIO CA	03/10/2023
236097	2200128369	03/07/2023	USD	1,447.39	PERS LONG TERM CARE PROGRAM PASADENA CA	03/13/2023
236098	2200128354	03/07/2023	USD	33,855.00	PROJECT PARTNERS INC LAGUNA HILLS CA	03/13/2023
236099	2200128374	03/07/2023	USD	2,030.19	RUFF, CHRISTOPHER CHINO HILLS CA	03/15/2023
236100	2200128353	03/07/2023	USD	20.00	SAN BERNARDINO COUNTY RECORDERSAN BERNARDINO CA	03/17/2023
236101	2200128363	03/07/2023	USD	1,175.00	SPEED DOOR SOLUTIONS INC ORANGE CA	03/13/2023
236102	2200128362	03/07/2023			voided by DMACIAS - Check not needed	03/30/2023
236103	2200128360	03/07/2023	USD	23,674.59	UTILIQUEST LLC ALPHARETTA GA	03/20/2023



Inland Empire Util.Agency  
Chino, CA  
Company code 1000

Check Register  
CBB Disbursement Account -March '23

04/21/2023 / 10:51:40  
User: CCAMPBBL  
Page: 2

Bank	CBB	CITIZENS BUSINESS BANK	ONTARIO CA	917610000
Bank Key	122234149			
Acct number	CHECK	231167641		

Check						
Check number from to	Payment	Pmnt date	Ccy	Amount paid (FC)	Recipient/void reason code	Enca./void
236104	2200128352	03/07/2023	USD	16,552.97	VERIZON WIRELESS DALLAS TX	03/14/2023
236105	2200128370	03/07/2023	USD	50.00	WIEGO LIFE INSURANCE COMPANY CHARLOTTE NC	03/31/2023
236106	2200128351	03/07/2023	USD	4,760.15	WM CORPORATE SERVICES INC LOS ANGELES CA	03/17/2023
236107	2200128373	03/07/2023	USD	84.90	XANEZ, PABLO A OLIVERA CHINO HILLS CA	03/21/2023
236108	2200128453	03/09/2023	USD	5,250.69	CINTAS CORPORATION- LOC#150 PHOENIX AZ	03/17/2023
236109	2200128451	03/09/2023	USD	649.04	CINTAS FIRST AID & SAFETY COCCINCINNATI OH	03/20/2023
236110	2200128459	03/09/2023	USD	273.83	CITY OF CHINO CHINO CA	03/15/2023
236111	2200128454	03/09/2023	USD	2,556.00	CONCENTRA MEDICAL CENTERS RANCHO CUCAMONGA CA	03/15/2023
236112	2200128456	03/09/2023	USD	25,000.00	DUPERON CORPORATION SAGINAW MI	03/14/2023
236113	2200128455	03/09/2023	USD	161.63	DXP ENTERPRISES INC DALLAS TX	03/16/2023
236114	2200128462	03/09/2023	USD	357.00	FRANCHISE TAX BOARD SACRAMENTO CA	04/10/2023
236115	2200128460	03/09/2023	USD	1,571.59	FRONTIER COMMUNICATIONS CORP CINCINNATI OH	03/21/2023
236116	2200128464	03/09/2023	USD	9.59	GONZALEZ, MIGUEL CHINO HILLS CA	04/03/2023
236117	2200128457	03/09/2023	USD	150.00	HARKEY COMPLIANCE SAN BERNARDINO CA	03/15/2023
236118	2200128463	03/09/2023	USD	29.66	HURST, ELIZABETH CHINO HILLS CA	04/04/2023
236119	2200128450	03/09/2023	USD	22,043.75	PROJECT PARTNERS INC LAGUNA HILLS CA	03/14/2023
236120	2200128461	03/09/2023	USD	342.04	SHERIFF'S COURT SERVICES SAN BERNARDINO CA	03/23/2023
236121	2200128458	03/09/2023	USD	750.00	San Marino Psychiatric AssociaSan Marino CA	03/14/2023
236122	2200128452	03/09/2023	USD	75.92	WORLDWIDE EXPRESS PASADENA CA	03/15/2023
236125	2200128538	03/14/2023	USD	5,817.00	ANESTHESIS SERVICES ONTARIO CA	04/19/2023
236126	2200128543	03/14/2023	USD	6,762.81	BURRTEC WASTE INDUSTRIES INC FONTANA CA	01/21/2023
236127	2200128536	03/14/2023	USD	46.17	BUSINESS CARD WILMINGTON DE	03/20/2023
236128	2200128541	03/14/2023	USD	217.16	CUCAMONGA VALLEY WATER DISTRICTLOS ANGELES CA	01/21/2023
236129	2200128535	03/14/2023	USD	600.00	DEBBY DUNN CARLSBAD CA	03/22/2023
236130	2200128532	03/14/2023	USD	2,458.10	DEPARTMENT OF TOXIC SUBSTANCES SACRAMENTO CA	03/27/2023
236131	2200128539	03/14/2023	USD	393.73	HD SUPPLY INC GURNEE IL	03/29/2023
236132	2200128537	03/14/2023	USD	2,711.60	ON CALL MECHANICAL SERVICES INFALLBROOK CA	03/22/2023
236133	2200128540	03/14/2023	USD	8,080.58	ONTARIO MUNICIPAL UTILITIES COONTARIO CA	03/17/2023
236134	2200128533	03/14/2023	USD	8,527.80	PROJECT PARTNERS INC LAGUNA HILLS CA	03/20/2023
236135	2200128534	03/14/2023	USD	3,025.00	U S BANK NA MINNEAPOLIS MN	03/21/2023
236136	2200128542	03/14/2023	USD	1,982.31	VERIZON BUSINESS ALBANY NY	03/21/2023
236145	2200128602	03/16/2023	USD	24.24	GALLAGHER, MICHAEL CHINO HILLS CA	04/07/2023
236146	2200128614	03/16/2023	USD	5,960.00	AM-PM DOOR INC PACOIMA CA	03/23/2023
236147	2200128603	03/16/2023	USD	108.00	ASBCSD RANCHO CUCAMONGA CA	03/22/2023
236148	2200128608	03/16/2023	USD	2,390.68	CINTAS CORPORATION- LOC#150 PHOENIX AZ	03/24/2023
236149	2200128606	03/16/2023	USD	378.70	CINTAS FIRST AID & SAFETY COCCINCINNATI OH	03/27/2023
236150	2200128617	03/16/2023	USD	2,075.67	FRONTIER COMMUNICATIONS CORP CINCINNATI OH	03/27/2023
236151	2200128610	03/16/2023	USD	928.88	FULL SOURCE, LLC JACKSONVILLE FL	03/23/2023
236152	2200128612	03/16/2023	USD	8,106.24	MDJ MANAGEMENT EL SEGUNDO CA	03/21/2023
236153	2200128611	03/16/2023	USD	512.44	PROFORMA PRINTING SYSTEMS LOS ANGELES CA	03/22/2023
236154	2200128604	03/16/2023	USD	10,440.00	PROJECT PARTNERS INC LAGUNA HILLS CA	03/21/2023
236155	2200128616	03/16/2023	USD	64,598.44	SOUTHERN CALIFORNIA EDISON ROSEMEAD CA	03/22/2023
236156	2200128613	03/16/2023	USD	350.00	STUMP FENCE CO GLENDORA CA	03/21/2023
236157	2200128605	03/16/2023	USD	47,876.00	USACE FINANCE CENTER MILLINGTON TN	03/29/2023



Inland Empire Util.Agency  
Chino, CA  
Company code 1000

Check Register  
CBB Disbursement Account -March '23

04/21/2023 / 10:51:40  
User: CCAMPBEL  
Page: 3

Bank	CBB	CITIZENS BUSINESS BANK		ONTARIO CA 917610000		
Bank Key	122234149					
Acct number	CHECK	231167641				
Check						
Check number from to	Payment	Pmnt date	Crcy	Amount paid (FC)	Recipient/void reason code	Enca./void
236158	2200128609	03/16/2023	USD	11,815.80	UTILIQUEST LLC ALPHARETTA GA	03/27/2023
236159	2200128607	03/16/2023	USD	370.76	WORLDWIDE EXPRESS PASADENA CA	03/21/2023
236160	2200128615	03/16/2023	USD	1,500.00	WYLAND FOUNDATION RANCHO SANTA MARGARITA CA	03/21/2023
236161	2200128681	03/21/2023	USD	630.19	CINTAS CORPORATION- LOC#150 PHOENIX AZ	03/23/2023
236162	2200128688	03/21/2023	USD	1,880.08	FRONTIER COMMUNICATIONS CORP CINCINNATI OH	03/31/2023
236163	2200128682	03/21/2023	USD	588.83	G3 ENGINEERING INC GRANITE BAY CA	04/04/2023
236164	2200128679	03/21/2023	USD	1,630.22	GENERAL BOTTLE INC LOS ANGELES CA	03/29/2023
236165	2200128683	03/21/2023	USD	491.00	LITTLE SISTER'S TRUCK WASH, INFONTANA CA	04/04/2023
236166	2200128687	03/21/2023	USD	2,381.75	ONTARIO MUNICIPAL UTILITIES COONTARIO CA	03/24/2023
236167	2200128684	03/21/2023	USD	2,872.04	PROFORMA PRINTING SYSTEMS LOS ANGELES CA	03/27/2023
236168	2200128680	03/21/2023	USD	9,000.00	PROJECT PARTNERS INC LAGUNA HILLS CA	03/27/2023
236169	2200128678	03/21/2023	USD	2,308.73	REM LOCK & KEY ONTARIO CA	03/28/2023
236170	2200128685	03/21/2023	USD	11,562.50	SDI PRESENCE LLC CHICAGO IL	04/05/2023
236171	2200128686	03/21/2023	USD	54,500.00	SOTTILE BALTAHE AGOURA HILLS CA	03/28/2023
236172	2200128758	03/23/2023	USD	384.73	APPLIED INDUSTRIAL TECHNOLOGIEPASADENA CA	03/29/2023
236173	2200128761	03/23/2023	USD	2,328.62	CINTAS CORPORATION- LOC#150 PHOENIX AZ	03/30/2023
236174	2200128762	03/23/2023	USD	2,051.55	ENVIRONMENTAL EXPRESS INC VERNON HILLS IL	03/29/2023
236175	2200128764	03/23/2023	USD	357.00	FRANCHISE TAX BOARD SACRAMENTO CA	
236176	2200128759	03/23/2023	USD	11,025.00	PROJECT PARTNERS INC LAGUNA HILLS CA	03/28/2023
236177	2200128763	03/23/2023	USD	342.04	SHERIFF'S COURT SERVICES SAN BERNARDINO CA	03/30/2023
236178	2200128760	03/23/2023			voided by RCHEM - Wrong Payee	04/11/2023
236179	2200128974	03/28/2023	USD	188.02	AMERICAN HERITAGE LIFE INSURANDALLAS TX	04/06/2023
236180	2200128962	03/28/2023	USD	326.00	ASBCSD RANCHO CUCAMONGA CA	04/03/2023
236181	2200128966	03/28/2023	USD	978.73	CINTAS CORPORATION- LOC#150 PHOENIX AZ	04/04/2023
236182	2200128964	03/28/2023	USD	358.78	CINTAS FIRST AID & SAFETY LOCCINCINNATI OH	04/06/2023
236183	2200128967	03/28/2023	USD	4,448.50	CONCENTRA MEDICAL CENTERS RANCHO CUCAMONGA CA	04/03/2023
236184	2200128976	03/28/2023	USD	2,787.61	FIDELITY SECURITY LIFE INSURANCINCINNATI OH	04/06/2023
236185	2200128972	03/28/2023	USD	520.30	FONTANA WATER COMPANY FONTANA CA	04/04/2023
236186	2200128973	03/28/2023	USD	877.94	FRONTIER COMMUNICATIONS CORP CINCINNATI OH	04/06/2023
236187	2200128969	03/28/2023	USD	21,062.51	G/M BUSINESS INTERIORS SAN DIEGO CA	04/07/2023
236188	2200128971	03/28/2023	USD	27,206.90	MAINTENANCE STRATEGIES INC NORRISTOWN PA	04/07/2023
236189	2200128970	03/28/2023	USD	2,237.14	ON CALL MECHANICAL SERVICES INFALBROOK CA	04/04/2023
236190	2200128975	03/28/2023	USD	206.77	PERS LONG TERM CARE PROGRAM PASADENA CA	04/03/2023
236191	2200128965	03/28/2023	USD	455.00	SAN BERNARDINO COUNTY SAN BERNARDINO CA	04/05/2023
236192	2200128968	03/28/2023	USD	70.00	THE SHREDDERS COMMERCE CA	
236193	2200128963	03/28/2023	USD	291.44	VERIZON WIRELESS DALLAS TX	04/06/2023
236194	2200129005	03/30/2023	USD	34.91	CINTAS FIRST AID & SAFETY LOCCINCINNATI OH	04/07/2023
236195	2200129012	03/30/2023	USD	961.85	CITY OF CHINO CHINO CA	04/05/2023
236196	2200129009	03/30/2023	USD	847.49	CUMMINS SALES AND SERIVCE COLUMBUS IN	04/13/2023
236197	2200129013	03/30/2023	USD	478.60	FRONTIER COMMUNICATIONS CORP CINCINNATI OH	04/07/2023
236198	2200129010	03/30/2023	USD	50.00	GAO, SHAO WU STEVE ANAHEIM CA	
236199	2200129007	03/30/2023	USD	21,750.70	GEARY PACIFIC SUPPLY ANAHEIM CA	04/12/2023
236200	2200129001	03/30/2023	USD	1,032.47	P L HAWN COMPANY INC HUNTINGTON BEACH CA	04/06/2023
236201	2200129008	03/30/2023	USD	959.92	PROFORMA PRINTING SYSTEMS LOS ANGELES CA	04/04/2023

Bank	CBB	CITIZENS BUSINESS BANK	ONTARIO CA 917610000			
Bank Key	122234149					
Acct number	CHECK	231167641				
Check						
Check number from to	Payment	Pmnt date	Crcy	Amount paid (FC)	Recipient/void reason code	Enca./void
236202	2200129014	03/30/2023	USD	103.49	ROBERTS, STEPHANIE CHINO HILLS CA	
236203	2200129004	03/30/2023	USD	20.00	SAN BERNARDINO COUNTY RECORDERSAN BERNARDINO CA	04/10/2023
236204	2200129003	03/30/2023	USD	3,344.25	SAN BERNARDINO COUNTY SAN BERNARDINO CA	04/06/2023
236205	2200129011	03/30/2023	USD	399.67	VITAL RECORDS HOLDINGS LLC CITY OF INDUSTRY CA	04/04/2023
236206	2200129002	03/30/2023	USD	1,608.12	WM CORPORATE SERVICES INC LOS ANGELES CA	04/10/2023
236207	2200129006	03/30/2023	USD	1,231.56	YRC INC PASADENA CA	04/03/2023
* Payment method Check			USD	705,902.10		

Inland Empire Util. Agency  
Chino, CA  
Company code 1000

Check Register  
CBB Disbursement Account -March '23

04/21/2023 / 10:51:40  
User: CCAMPBEL  
Page: 5

Bank	CBB	CITIZENS BUSINESS BANK				ONTARIO CA 917610000
Bank Key	122234149					
Acct number	CHECK	231167641				
Separate Check						
Check number from to	Payment	Pmnt date	Crcy	Amount paid (FC)	Recipient/void reason code	Enca./void
236123	2200128448	03/09/2023	USD	23,562.00	CUCAMONGA VALLEY WATER DISTRICTCRANCHO CUCAMONGA CA	03/17/2023
236124	2200128449	03/09/2023	USD	25,168.03	CUCAMONGA VALLEY WATER DISTRICTCRANCHO CUCAMONGA CA	03/21/2023
236137	2200128544	03/14/2023	USD	64.30	FRONTIER COMMUNICATIONS CORP CINCINNATI OH	03/23/2023
236138	2200128545	03/14/2023	USD	191.35	FRONTIER COMMUNICATIONS CORP CINCINNATI OH	03/23/2023
236139	2200128546	03/14/2023	USD	43.34	FRONTIER COMMUNICATIONS CORP CINCINNATI OH	03/23/2023
236140	2200128547	03/14/2023	USD	100.69	FRONTIER COMMUNICATIONS CORP CINCINNATI OH	03/23/2023
236141	2200128548	03/14/2023	USD	102.98	FRONTIER COMMUNICATIONS CORP CINCINNATI OH	03/23/2023
236142	2200128549	03/14/2023	USD	192.05	FRONTIER COMMUNICATIONS CORP CINCINNATI OH	03/23/2023
236143	2200128550	03/14/2023	USD	152.49	FRONTIER COMMUNICATIONS CORP CINCINNATI OH	03/23/2023
236144	2200128551	03/14/2023	USD	330.98	FRONTIER COMMUNICATIONS CORP CINCINNATI OH	03/23/2023
* Payment method Separate Check			USD	49,908.41		



Check number from to	Payment	Pmnt date	Crcy	Amount paid (FC)	Recipient/void reason code	Enca./void
***			USD	755,810.51		

## Attachment 2B

### Workers' Comp Checks

Inland Empire Util.Agency  
Chino, CA  
Company code 1000

Check Register  
CBB Workers Compensation Account-Mar'23

04/21/2023 / 10:52:50  
User: CCAMPBEL  
Page: 1

Bank CBB CITIZENS BUSINESS BANK  
Bank Key 122234149  
Acct number WCOM2 231159290

ONTARIO CA 917610000

Checks created manually

Check number from to	Payment	Pmnt date	Crry	Amount paid (FC)	Recipient/void reason code	Enca./void
100317	2200129113	03/15/2023	USD	630.00	SEDGWICK CLAIMS MANAGEMENT SVCMEMPHIS TN	
100318	2200129114	03/15/2023	USD	874.60	SEDGWICK CLAIMS MANAGEMENT SVCMEMPHIS TN	
100319	2200129115	03/15/2023	USD	1,063.30	SEDGWICK CLAIMS MANAGEMENT SVCMEMPHIS TN	
100320	2200129162	03/09/2023	USD	1,358.60	SEDGWICK CLAIMS MANAGEMENT SVCMEMPHIS TN	03/14/2023
100321	2200129176	03/09/2023	USD	665.00	SEDGWICK CLAIMS MANAGEMENT SVCMEMPHIS TN	03/14/2023
100322	2200129178	03/09/2023	USD	265.80	SEDGWICK CLAIMS MANAGEMENT SVCMEMPHIS TN	03/14/2023
100323	2200129180	03/09/2023	USD	533.40	SEDGWICK CLAIMS MANAGEMENT SVCMEMPHIS TN	03/14/2023
100324	2200129181	03/09/2023	USD	249.30	SEDGWICK CLAIMS MANAGEMENT SVCMEMPHIS TN	03/14/2023
100325	2200129184	03/09/2023	USD	292.50	SEDGWICK CLAIMS MANAGEMENT SVCMEMPHIS TN	03/14/2023
100326	2200129186	03/09/2023	USD	702.00	SEDGWICK CLAIMS MANAGEMENT SVCMEMPHIS TN	03/14/2023
100327	2200129187	03/09/2023	USD	1,358.60	SEDGWICK CLAIMS MANAGEMENT SVCMEMPHIS TN	
100328	2200129189	03/09/2023	USD	695.32	SEDGWICK CLAIMS MANAGEMENT SVCMEMPHIS TN	03/20/2023
100329	2200129192	03/09/2023	USD	240.00	SEDGWICK CLAIMS MANAGEMENT SVCMEMPHIS TN	03/15/2023
100330	2200129194	03/09/2023	USD	180.98	SEDGWICK CLAIMS MANAGEMENT SVCMEMPHIS TN	03/20/2023
100331	2200129196	03/09/2023	USD	177.35	SEDGWICK CLAIMS MANAGEMENT SVCMEMPHIS TN	03/14/2023
100332	2200129198	03/09/2023	USD	636.66	SEDGWICK CLAIMS MANAGEMENT SVCMEMPHIS TN	03/27/2023
100333	2200129200	03/09/2023	USD	1,479.29	SEDGWICK CLAIMS MANAGEMENT SVCMEMPHIS TN	03/17/2023
100334	2200129202	03/09/2023	USD	262.50	SEDGWICK CLAIMS MANAGEMENT SVCMEMPHIS TN	03/17/2023
100335	2200129204	03/09/2023	USD	1,782.03	SEDGWICK CLAIMS MANAGEMENT SVCMEMPHIS TN	03/17/2023
100336	2200129206	03/09/2023	USD	1,782.03	SEDGWICK CLAIMS MANAGEMENT SVCMEMPHIS TN	03/17/2023
100337	2200129209	03/09/2023	USD	4,719.75	SEDGWICK CLAIMS MANAGEMENT SVCMEMPHIS TN	
100338	2200129211	03/09/2023	USD	153.56	SEDGWICK CLAIMS MANAGEMENT SVCMEMPHIS TN	
100339	2200129213	03/09/2023	USD	2,380.00	SEDGWICK CLAIMS MANAGEMENT SVCMEMPHIS TN	03/17/2023
100340	2200129215	03/09/2023	USD	1,355.00	SEDGWICK CLAIMS MANAGEMENT SVCMEMPHIS TN	03/13/2023
100341	2200129216	03/09/2023	USD	345.00	SEDGWICK CLAIMS MANAGEMENT SVCMEMPHIS TN	
100342	2200129218	03/09/2023	USD	192.36	SEDGWICK CLAIMS MANAGEMENT SVCMEMPHIS TN	03/20/2023
100343	2200129221	03/09/2023	USD	142.23	SEDGWICK CLAIMS MANAGEMENT SVCMEMPHIS TN	03/20/2023
100344	2200129224	03/09/2023	USD	356.17	SEDGWICK CLAIMS MANAGEMENT SVCMEMPHIS TN	03/20/2023
100345	2200129226	03/09/2023	USD	192.36	SEDGWICK CLAIMS MANAGEMENT SVCMEMPHIS TN	03/20/2023
100346	2200129229	03/09/2023	USD	192.36	SEDGWICK CLAIMS MANAGEMENT SVCMEMPHIS TN	03/20/2023
100347	2200129231	03/09/2023	USD	96.18	SEDGWICK CLAIMS MANAGEMENT SVCMEMPHIS TN	03/20/2023
100348	2200129234	03/09/2023	USD	96.18	SEDGWICK CLAIMS MANAGEMENT SVCMEMPHIS TN	03/20/2023
100349	2200129235	03/09/2023	USD	96.18	SEDGWICK CLAIMS MANAGEMENT SVCMEMPHIS TN	03/20/2023
100350	2200129238	03/09/2023	USD	96.18	SEDGWICK CLAIMS MANAGEMENT SVCMEMPHIS TN	03/20/2023
100351	2200129160	03/15/2023	USD	96.18	SEDGWICK CLAIMS MANAGEMENT SVCMEMPHIS TN	03/20/2023
100352	2200129161	03/15/2023	USD	98.54	SEDGWICK CLAIMS MANAGEMENT SVCMEMPHIS TN	03/20/2023
100353	2200129163	03/15/2023	USD	1,246.80	SEDGWICK CLAIMS MANAGEMENT SVCMEMPHIS TN	03/20/2023
100354	2200129175	03/15/2023	USD	96.18	SEDGWICK CLAIMS MANAGEMENT SVCMEMPHIS TN	03/20/2023
100355	2200129177	03/15/2023	USD	201.18	SEDGWICK CLAIMS MANAGEMENT SVCMEMPHIS TN	03/15/2023
100356	2200129179	03/15/2023	USD	276.76	SEDGWICK CLAIMS MANAGEMENT SVCMEMPHIS TN	03/15/2023
100357	2200129182	03/15/2023	USD	206.88	SEDGWICK CLAIMS MANAGEMENT SVCMEMPHIS TN	03/15/2023
100358	2200129183	03/15/2023	USD	367.64	SEDGWICK CLAIMS MANAGEMENT SVCMEMPHIS TN	03/15/2023
100359	2200129185	03/15/2023	USD	107.27	SEDGWICK CLAIMS MANAGEMENT SVCMEMPHIS TN	03/15/2023
100360	2200129188	03/15/2023	USD	191.59	SEDGWICK CLAIMS MANAGEMENT SVCMEMPHIS TN	03/15/2023



Inland Empire Util.Agency  
Chino, CA  
Company code 1000

Check Register  
CBB Workers Compensation Account-Mar'23

04/21/2023 / 10:52:50  
User: CCAMPBEL  
Page: 2

Bank	CBB	CITIZENS BUSINESS BANK		ONTARIO CA 917610000		
Bank Key	122234149					
Acct number	WCOM2	231159290				
Checks created manually						
Check number from to	Payment	Pmnt date	Crcy	Amount paid (FC)	Recipient/void reason code	Enca./void
100361	2200129190	03/15/2023	USD	238.96	SEDGWICK CLAIMS MANAGEMENT SVCMEMPHIS TN	03/15/2023
100362	2200129191	03/15/2023	USD	124.67	SEDGWICK CLAIMS MANAGEMENT SVCMEMPHIS TN	03/15/2023
100363	2200129193	03/15/2023	USD	293.20	SEDGWICK CLAIMS MANAGEMENT SVCMEMPHIS TN	03/20/2023
100364	2200129195	03/15/2023	USD	250.00	SEDGWICK CLAIMS MANAGEMENT SVCMEMPHIS TN	03/15/2023
100365	2200129197	03/15/2023	USD	125.00	SEDGWICK CLAIMS MANAGEMENT SVCMEMPHIS TN	03/15/2023
100366	2200129199	03/15/2023	USD	250.00	SEDGWICK CLAIMS MANAGEMENT SVCMEMPHIS TN	03/15/2023
100367	2200129201	03/15/2023	USD	125.00	SEDGWICK CLAIMS MANAGEMENT SVCMEMPHIS TN	03/15/2023
100368	2200129203	03/15/2023	USD	125.00	SEDGWICK CLAIMS MANAGEMENT SVCMEMPHIS TN	03/15/2023
100369	2200129205	03/15/2023	USD	250.00	SEDGWICK CLAIMS MANAGEMENT SVCMEMPHIS TN	03/15/2023
100370	2200129207	03/15/2023	USD	250.00	SEDGWICK CLAIMS MANAGEMENT SVCMEMPHIS TN	03/15/2023
100371	2200129208	03/15/2023	USD	166.50	SEDGWICK CLAIMS MANAGEMENT SVCMEMPHIS TN	03/15/2023
100372	2200129210	03/15/2023	USD	37.00	SEDGWICK CLAIMS MANAGEMENT SVCMEMPHIS TN	03/15/2023
100373	2200129212	03/15/2023	USD	74.00	SEDGWICK CLAIMS MANAGEMENT SVCMEMPHIS TN	03/15/2023
100374	2200129214	03/15/2023	USD	111.00	SEDGWICK CLAIMS MANAGEMENT SVCMEMPHIS TN	03/15/2023
100375	2200129217	03/15/2023	USD	37.00	SEDGWICK CLAIMS MANAGEMENT SVCMEMPHIS TN	03/15/2023
100376	2200129219	03/15/2023	USD	37.00	SEDGWICK CLAIMS MANAGEMENT SVCMEMPHIS TN	03/15/2023
100377	2200129220	03/15/2023	USD	92.50	SEDGWICK CLAIMS MANAGEMENT SVCMEMPHIS TN	03/15/2023
100378	2200129222	03/15/2023	USD	74.00	SEDGWICK CLAIMS MANAGEMENT SVCMEMPHIS TN	03/15/2023
100379	2200129223	03/15/2023	USD	296.00	SEDGWICK CLAIMS MANAGEMENT SVCMEMPHIS TN	03/15/2023
100380	2200129225	03/15/2023	USD	74.00	SEDGWICK CLAIMS MANAGEMENT SVCMEMPHIS TN	03/15/2023
100381	2200129227	03/15/2023	USD	37.00	SEDGWICK CLAIMS MANAGEMENT SVCMEMPHIS TN	03/15/2023
100382	2200129228	03/15/2023	USD	165.53	SEDGWICK CLAIMS MANAGEMENT SVCMEMPHIS TN	03/15/2023
100383	2200129230	03/15/2023	USD	53.50	SEDGWICK CLAIMS MANAGEMENT SVCMEMPHIS TN	03/15/2023
100384	2200129232	03/15/2023	USD	56.50	SEDGWICK CLAIMS MANAGEMENT SVCMEMPHIS TN	03/15/2023
100385	2200129233	03/15/2023	USD	275.00	SEDGWICK CLAIMS MANAGEMENT SVCMEMPHIS TN	03/15/2023
100386	2200129236	03/15/2023	USD	550.00	SEDGWICK CLAIMS MANAGEMENT SVCMEMPHIS TN	03/15/2023
100387	2200129237	03/15/2023	USD	275.00	SEDGWICK CLAIMS MANAGEMENT SVCMEMPHIS TN	03/15/2023
100388	2200129239	03/15/2023	USD	275.00	SEDGWICK CLAIMS MANAGEMENT SVCMEMPHIS TN	03/15/2023
100389	2200129241	03/15/2023	USD	1,400.00	SEDGWICK CLAIMS MANAGEMENT SVCMEMPHIS TN	03/20/2023
100390	2200129242	03/15/2023	USD	480.00	SEDGWICK CLAIMS MANAGEMENT SVCMEMPHIS TN	03/20/2023
100391	2200129243	03/09/2023	USD	25.00	SEDGWICK CLAIMS MANAGEMENT SVCMEMPHIS TN	03/20/2023
100392	2200129244	03/09/2023	USD	570.00	SEDGWICK CLAIMS MANAGEMENT SVCMEMPHIS TN	03/20/2023
100393	2200129245	03/09/2023	USD	25.00	SEDGWICK CLAIMS MANAGEMENT SVCMEMPHIS TN	03/20/2023
100394	2200129246	03/09/2023	USD	1,985.00	SEDGWICK CLAIMS MANAGEMENT SVCMEMPHIS TN	03/20/2023
100395	2200129247	03/09/2023	USD	160.56	SEDGWICK CLAIMS MANAGEMENT SVCMEMPHIS TN	03/15/2023
100396	2200129248	03/09/2023	USD	338.16	SEDGWICK CLAIMS MANAGEMENT SVCMEMPHIS TN	03/17/2023
100397	2200129240	03/09/2023	USD	12.61	SEDGWICK CLAIMS MANAGEMENT SVCMEMPHIS TN	03/17/2023
100398	2200129088	03/16/2023	USD	98.54	SEDGWICK CLAIMS MANAGEMENT SVCMEMPHIS TN	03/27/2023
100399	2200129089	03/16/2023	USD	567.54	SEDGWICK CLAIMS MANAGEMENT SVCMEMPHIS TN	03/23/2023
100400	2200129090	03/16/2023	USD	18.50	SEDGWICK CLAIMS MANAGEMENT SVCMEMPHIS TN	03/21/2023
100401	2200129091	03/16/2023	USD	18.50	SEDGWICK CLAIMS MANAGEMENT SVCMEMPHIS TN	03/21/2023
100402	2200129092	03/23/2023	USD	286.00	SEDGWICK CLAIMS MANAGEMENT SVCMEMPHIS TN	03/30/2023
100403	2200129093	03/23/2023	USD	151.60	SEDGWICK CLAIMS MANAGEMENT SVCMEMPHIS TN	
100404	2200129094	03/23/2023	USD	98.54	SEDGWICK CLAIMS MANAGEMENT SVCMEMPHIS TN	



Inland Empire Util.Agency  
Chino, CA  
Company code 1000

Check Register  
CBB Workers Compensation Account-Mar'23

04/21/2023 / 10:52:50  
User: CCAMPBEL  
Page: 3

Bank	CBB	CITIZENS BUSINESS BANK		ONTARIO CA 917610000		
Bank Key	122234149					
Acct number	WCOM2	231159290				
Checks created manually						
Check number from to	Payment	Pmnt date	Crcy	Amount paid (FC)	Recipient/void reason code	Enca./void
100405	2200129095	03/23/2023	USD	125.00	SEDGWICK CLAIMS MANAGEMENT SVCMEMPHIS TN	03/28/2023
100406	2200129096	03/23/2023	USD	166.50	SEDGWICK CLAIMS MANAGEMENT SVCMEMPHIS TN	03/28/2023
100407	2200129097	03/23/2023	USD	275.00	SEDGWICK CLAIMS MANAGEMENT SVCMEMPHIS TN	03/28/2023
100408	2200129098	03/23/2023	USD	160.11	SEDGWICK CLAIMS MANAGEMENT SVCMEMPHIS TN	03/29/2023
100409	2200129099	03/23/2023	USD	191.96	SEDGWICK CLAIMS MANAGEMENT SVCMEMPHIS TN	03/29/2023
100410	2200129101	03/30/2023	USD	135.00	SEDGWICK CLAIMS MANAGEMENT SVCMEMPHIS TN	
100411	2200129103	03/30/2023	USD	283.24	SEDGWICK CLAIMS MANAGEMENT SVCMEMPHIS TN	
100412	2200129104	03/30/2023	USD	125.00	SEDGWICK CLAIMS MANAGEMENT SVCMEMPHIS TN	
100413	2200129105	03/30/2023	USD	125.00	SEDGWICK CLAIMS MANAGEMENT SVCMEMPHIS TN	
100414	2200129106	03/30/2023	USD	18.50	SEDGWICK CLAIMS MANAGEMENT SVCMEMPHIS TN	
100415	2200129108	03/20/2023	USD	55.50	SEDGWICK CLAIMS MANAGEMENT SVCMEMPHIS TN	
100416	2200129109	03/30/2023	USD	275.00	SEDGWICK CLAIMS MANAGEMENT SVCMEMPHIS TN	
★ Payment method Checks created manually			USD	41,425.45		

Check number from to	Payment	Print date	Crrcy	Amount paid (FC)	Recipient/void reason code	Enca./void
**			USD	41,425.45		

# Attachment 2C

## Vendor ACHs

Check Payee / Description	Amount
---------------------------	--------

ACH	FISHER SCIENTIFIC		
	NITRITE STD,	0363484	90.85
	DS Therm and septa	0363485	2,786.09
		0403047	2,849.36
	Thrntr Durac Autoclave, Chlorite, Perchlor	0238165	394.05
			-
	FISHER SCIENTIFIC	\$	6,120.35

ACH	ROYAL INDUSTRIAL SOLUTIONS		
	IBE DASHBOARD Q#206957	6441-1082243	1,650.00
			-
	ROYAL INDUSTRIAL SOLUTIONS	\$	1,650.00

ACH	AIRGAS USA LLC		
	RP4-2/16 4 CL Forklift Propane	9135134951	181.28
			-
	AIRGAS USA LLC	\$	181.28

ACH	PETE'S ROAD SERVICE		
	Parts	23-0647724-00	2,407.75
	Parts	23-0646455-00	1,715.11
			-
	PETE'S ROAD SERVICE	\$	4,122.86

ACH	GRAINGER INC		
	BULK RACK	9589109322	4,411.40
	Parts	9594343999	780.62
			-
	GRAINGER INC	\$	5,192.02

ACH	MARCAB COMPANY INC		
	Iron Sponge CF	9202	29,163.48
			-
	MARCAB COMPANY INC	\$	29,163.48

ACH	DELL MARKETING L P		
	500T Customer Rack, 192GB Appliance DIMM	10652006106	112,284.41
			-
	DELL MARKETING L P	\$	112,284.41

ACH	AMETEK BROOKFIELD		
	RP1-Calibration Senor & Svcs	819731	1,835.31
			-
	AMETEK BROOKFIELD	\$	1,835.31

ACH	O RINGS & THINGS		
	Parts	131549	17.78
			-
	O RINGS & THINGS	\$	17.78

ACH	THATCHER COMPANY OF CALIFORNIA		
	RP-1 45820 Aluminum Sulfate Liquid	2023400110503	13,860.55
			-
	THATCHER COMPANY OF CALIFORNIA		13,860.55

ACH	CAROLLO ENGINEERS		
	EN22044-1/23 Prof Svcs	FB33268	250,060.61
	EN22044-11/22 Prof Svcs	FB31058	448,771.37



Check Payee / Description			Amount
	CAROLLO ENGINEERS	\$	698,831.98
ACH	PALM AUTO DETAIL INC		
	2/23 Carwash Svcs f/Agency Fleet Vehicle 23299		2,686.90
	PALM AUTO DETAIL INC	\$	2,686.90
ACH	BABCOCK LABORATORIES, INC		
	Total Solids, PFAS by LCMSMS CB31475-2045		271.00
	BABCOCK LABORATORIES, INC	\$	271.00
ACH	SCHNEIDER ELECTRIC SYSTEMS USA		
	Parts 94738644		22,833.26
	SCHNEIDER ELECTRIC SYSTEMS USA\$		22,833.26
ACH	INLAND EMPIRE REGIONAL		
	RP1-11/22 Biosolids Transport TO IERCA 90033033		188,145.69
	RP2-11/22 Biosolids Transport TO IERCA 90033034		158,481.08
	INLAND EMPIRE REGIONAL	\$	346,626.77
ACH	PARSONS WATER & INFRASTRUCTURE		
	RP-5 Expansion/Upgrades ESDC - Activitie 2301B878		254,397.57
	PARSONS WATER & INFRASTRUCTURE\$		254,397.57
ACH	HACH COMPANY		
	Digital PH Sensors,Buffer 13358770		2,959.60
	HACH COMPANY	\$	2,959.60
ACH	O S T S INC		
	59130		525.00
	O S T S INC	\$	525.00
ACH	PLUMBERS DEPOT INC		
	RP1 PD-53080		359.71
	RP1 PD-53081		2,797.12
	RP1 PD-53072		740.31
	PLUMBERS DEPOT INC	\$	3,897.14
ACH	ROBERT HALF MANAGEMENT RESOURC		
	Samore, J-WE 2/24/23 61624786		3,915.00
	Olivares, J-WE 2/17/23 61592905		3,080.00
	Reyes, G-WE 2/17/23 61602108		3,654.00
	Steele, S-WE 2/17/23 61592917		3,572.80
	Olivares, J-WE 1/6, 1/13, 2/3 61498471		2,618.00
	ROBERT HALF MANAGEMENT RESOURCES		16,839.80
ACH	INSIDE PLANTS INC		
	Inside Plants Feb 23 93101		706.50
	INSIDE PLANTS INC	\$	706.50

Check Payee / Description	Amount
---------------------------	--------

ACH	NATIONAL CONSTRUCTION RENTALS		
	1st Weekly Service on Towable Unit	6836436	210.78
	Holding Tank Rental 2/1-2/28	6875173	10.39
			-
	NATIONAL CONSTRUCTION RENTALS \$		221.17

ACH	RSD		
	FLOAT SWITCH	55383182-01	31.91
			-
	RSD \$		31.91

ACH	PEST OPTIONS INC		
	Feb 2023 Agency Wide Weed Control	418308	4,302.93
			-
	PEST OPTIONS INC \$		4,302.93

ACH	ENDRESS & HAUSER INC		
	Turbimax CUS71D	6002415403	8,971.78
			-
	ENDRESS & HAUSER INC \$		8,971.78

ACH	VAUGHAN'S INDUSTRIAL REPAIR CO		
	Seal Repair Floway 5- stage	029268	27,869.06
			-
	VAUGHAN'S INDUSTRIAL REPAIR CO \$		27,869.06

ACH	GK & ASSOCIATES		
	4600002849-1/23 Prof Svcs	23-001	30,648.00
			-
	GK & ASSOCIATES \$		30,648.00

ACH	CRB SECURITY SOLUTIONS		
	Camera Repair Svcs	19486	779.67
			-
	CRB SECURITY SOLUTIONS \$		779.67

ACH	US BANK VOYAGER FLEET SYSTEMS		
	1/23 Gasoline f/Agency Vehicles	8693150932304	8,192.71
	2/23 Gasoline f/Agency Vehicles	8693150932308	9,382.64
			-
	US BANK VOYAGER FLEET SYSTEMS \$		17,575.35

ACH	ALTA FOODCRAFT		
	Paper Cups	12271279	91.05
	RP5-Coffee, Coffee Filters	12270828	172.30
	Coffee, Coffee Filters	12270827	73.28
	Tea, Coffee	12270829	358.90
			-
	ALTA FOODCRAFT \$		695.53

ACH	DAVID WHEELER'S PEST CONTROL I		
	HQA&B-2/10 Rat Svcs	65807	928.00
	RP4-2/9 Rodent Control Svcs	65625	1,075.00
	RP5-2/10 Pest Control Svcs	65769	536.00
			-
	DAVID WHEELER'S PEST CONTROL I \$		2,539.00

ACH	GHD INC
-----	---------



Check Payee / Description		Amount
4600003022-10/22 Prof Svcs	380-0024251	680.00
TO#19-10/30/22-1/28/23 Prof Svcs	380-0026294	11,487.50
		- - - - -
GHD INC	\$	12,167.50
ACH CONSERV CONSTRUCTION INC		
4600002791-Prof Svcs	2117	19,595.10
4600002630-Prof Svcs	2116	4,076.80
4600002872-Prof Svcs	2118	12,544.00
		- - - - -
CONSERV CONSTRUCTION INC	\$	36,215.90
ACH CALIFORNIA WATER TECHNOLOGIES		
RP2-17,229.28 Lbs Ferric Chloride Soluti	43485	8,229.78
RP1-17,061.68 Lbs Ferric Chloride Soluti	43516	8,149.72
RP1-17,138 Lbs Ferric Chloride Solution	43502	8,186.18
RP2-18,034.52 Lbs Ferric Chloride Soluti	43515	8,614.41
Phills-17,023 Lbs Ferric Chloride Soluti	43503	8,131.57
		- - - - -
CALIFORNIA WATER TECHNOLOGIES	\$	41,311.66
ACH V3IT CONSULTING INC		
Prof. Svcs. AD Hoc Jan 23	V3IT2023IEUA0	410.75
Prof. Svcs Enhancement IW22-IW23	V3IT2023IEUA0	1,644.50
		- - - - -
V3IT CONSULTING INC	\$	2,055.25
ACH EVOQUA WATER TECHNOLOGIES LLC		
2/1/23-4/30/23 PM Contract	905707927	2,456.46
		- - - - -
EVOQUA WATER TECHNOLOGIES LLC	\$	2,456.46
ACH MANAGED MOBILE INC		
Repair Parts/Labor for Veh 1102	IN00-0259776	1,311.44
02/01 Vehicle Service Call/Maintenance	IN00-0260696	231.81
		- - - - -
MANAGED MOBILE INC	\$	1,543.25
ACH WALLACE & ASSOCIATES CONSULTIN		
Prof Servs Novr 28,2022 to Jan 01,23	W800997	33,570.00
		- - - - -
WALLACE & ASSOCIATES CONSULTIN	\$	33,570.00
ACH GILLIS + PANICHAPAN ARCHITECTS		
EN22027-12/22 Prof Svcs	108417J	15,517.50
		- - - - -
GILLIS + PANICHAPAN ARCHITECTS	\$	15,517.50
ACH YORKE ENGINEERING LLC		
2022 RP-5 Prmt Eval Project	32468	738.00
		- - - - -
YORKE ENGINEERING LLC	\$	738.00
ACH CSI SERVICES INC		
RP1-7/22 Coating Inspection Svcs	11523	14,440.00
RP1-5/31-7/1/22 Coating Inspection Svcs	11456	18,240.00
		- - - - -
CSI SERVICES INC	\$	32,680.00

Check	Payee / Description	Amount
ACH	SHAW HR CONSULTING INC	
	Professional Services 1/18/2023 007235	75.00
	SHAW HR CONSULTING INC \$	75.00
ACH	RBC RESOURCES	
	USARHCP and Integrated Model General Sup 50	2,142.00
	RBC RESOURCES \$	2,142.00
ACH	GRANICUS	
	ISS-Gov Trnsprncy Ste,Upgrd SDI Strmng,E 161512	27,342.77
	GRANICUS \$	27,342.77
ACH	CAPO PROJECTS GROUP LLC	
	EN21042-11/22 Prof Svcs 6380	334.00
	Prof. Svcs Dec/22 8-RW15003.06 6495	501.00
	EN11039-12/22 Prof Svcs 6496	501.00
	EN21042-12/22 Prof Svcs 6497	668.00
	CAPO PROJECTS GROUP LLC \$	2,004.00
ACH	BUCKNAM INFRASTRUCTURE GROUP I	
	EN23102-1/23 Prof Svcs 358-06.02	1,308.70
	BUCKNAM INFRASTRUCTURE GROUP IS \$	1,308.70
ACH	AMTEC	
	Bratton,Z-WE 2/26/23 73954	900.00
	AMTEC \$	900.00
ACH	INLAND EMPIRE WINDUSTRIAL CO	
	10/26/22 INBOUND FRT TBD 042746-02	18.89
	INLAND EMPIRE WINDUSTRIAL CO \$	18.89
ACH	LIBERTY LANDSCAPING INC	
	Regional Plant 3 Cell 2 / AN-23-27 114805	1,721.00
	Chino Creek Park Lower Intermitent Strea 114779	4,922.00
	LIBERTY LANDSCAPING INC \$	6,643.00
ACH	RADAR ENVIRONMENTAL INC	
	January 2023 Monthly Site Survey 1955	210.00
	RADAR ENVIRONMENTAL INC \$	210.00
ACH	ADAM'S FALCONRY SERVICE LLC	
	11/22 Bird Control Svcs 17389	1,560.00
	ADAM'S FALCONRY SERVICE LLC \$	1,560.00
ACH	ACCUSOURCE HR	
	12/22 Pre-Employment Bkg Check 108078	1,907.59
	1/23 Pre-Employment Bkg Check 108546	537.42
	11/22 Pre-Employment Bkg Check 107602	657.39
	10/22 Pre-Employment Bkg Check 107106	785.20



Check Payee / Description		Amount
9/22 Pre-Employment Bkg Check	106542	1,673.41
7/22 Pre-Employment Bkg Check	105468	1,280.41
8/22 Pre-Employment Bkg Check	106007	2,222.75
		- - - - -
ACCUSOURCE HR	\$	9,064.17
ACH DIVERSIFIED THERMAL SERVICES I		
Replace Duct Smoke Dectector	S35376	795.00
RP4-1/23 Maint Contract Svcs	S35470	763.93
		- - - - -
DIVERSIFIED THERMAL SERVICES I\$		1,558.93
ACH SO CALIF EDISON		
1630WPmpStn-1/27-2/26 1530 6th St	8004881955 2/	8,970.31
CCWRP/TP/RWPS-1/27-2/26 14950 Telephone	8004814080 2/	60,257.11
8thStBsn-1/27-2/26 1180 8th St	8000035339 2/	73.15
CCWRP/TP-1/27-2/26 14950 Telephone Ave	8003543714 2/	88.32
		- - - - -
SO CALIF EDISON	\$	69,388.89
ACH IEUA EMPLOYEES' ASSOCIATION		
P/R 04 2/24/23 Employee Ded	HR 0111700	177.00
		- - - - -
IEUA EMPLOYEES' ASSOCIATION	\$	177.00
ACH IEUA SUPERVISORS UNION ASSOCIA		
P/R 04 2/24/23 Employee Ded	HR 0111700	315.00
		- - - - -
IEUA SUPERVISORS UNION ASSOCIA\$		315.00
ACH IEUA GENERAL EMPLOYEES ASSOCIA		
P/R 04 2/24/23 Employee Ded	HR 0111700	969.10
		- - - - -
IEUA GENERAL EMPLOYEES ASSOCIA\$		969.10
ACH INLAND EMPIRE UNITED WAY		
P/R 04 2/24/23 Employee Ded	HR 0111700	21.00
		- - - - -
INLAND EMPIRE UNITED WAY	\$	21.00
ACH IEUA PROFESSIONAL EMPLOYEES AS		
P/R 04 2/24/23 Employee Ded	HR 0111700	636.00
		- - - - -
IEUA PROFESSIONAL EMPLOYEES AS\$		636.00
ACH COLONIAL LIFE & ACCIDENT INSUR		
2/23 Disability, Cancer, Universal/Term Li 7274194020181		229.57
		- - - - -
COLONIAL LIFE & ACCIDENT INSURS		229.57
ACH WEX HEALTH INC		
January 2023 Admin Fees	0001669098-IN	285.00
P/R 04 2/24/23 Cafeteria Plan	HR 0111700	4,896.10
		- - - - -
WEX HEALTH INC	\$	5,181.10
ACH CITY EMPLOYEES ASSOCIATES		
P/R 04 2/24/23 Employee Ded	HR 0111700	341.50
		- - - - -

Check		Payee / Description	Amount
		CITY EMPLOYEES ASSOCIATES	\$ 341.50
ACH		REDDY, SUSHMITHA	
		Reddy, S-ExpRpt-12/8 Wastewater 12/8/22 WSTEW	120.00
		REDDY, SUSHMITHA	\$ 120.00
ACH		AQUA BEN CORPORATION	
		RP1-4,600 Lbs Hydrofloc 748E 45741	7,236.49
		750A TOTE Hydrofloc 750A 45742	22,750.34
		AQUA BEN CORPORATION	\$ 29,986.83
ACH		FISHER SCIENTIFIC	
		FORMAZINE 4000NTU TURBIDTY STD 0912747	97.22
		FISHER SCIENTIFIC	\$ 97.22
ACH		HARRINGTON INDUSTRIAL PLASTICS	
		Couplings, Bushings, Primer 012M2954	450.16
		BUSHING MPT X FPT PVC, JOINT CMPND QT 50 012M2973	57.00
		TUBE ASSEMBLY, BUSHING FPT PVC, NIPPLE T 012M3172	99.22
		HARRINGTON INDUSTRIAL PLASTICS	\$ 606.38
ACH		HASCO OIL COMPANY, INC.	
		MSR32P MOBIL SHC RARUS 32* (REPLACES RAR 0251793-IN	840.92
		HASCO OIL COMPANY, INC.	\$ 840.92
ACH		ROYAL INDUSTRIAL SOLUTIONS	
		Parts 6441-1082527	2,496.14
		STD CNCTR MOD 6441-1074051	2,706.52
		ROYAL INDUSTRIAL SOLUTIONS	\$ 5,202.66
ACH		SOUTHWEST ALARM SERVICE	
		IEUA SECURITY MONITORING HR TRAILER 03/2 079809	50.00
		IEUA SECURITY MONITORING MARCH 2023 079806	4,852.00
		SOUTHWEST ALARM SERVICE	\$ 4,902.00
ACH		UNDERGROUND SERVICE ALERT/SC	
		2021 Dig Safe Board CA Regulatory Fee-In 22-2302223	146.24
		UNDERGROUND SERVICE ALERT/SC	\$ 146.24
ACH		UNIVAR SOLUTIONS USA INC	
		13,050 SOD BISULFITE 25% BULK TECH 50963282	8,879.76
		12,590 SOD BISULFITE 25% BULK TECH 50963280	8,566.76
		UNIVAR SOLUTIONS USA INC	\$ 17,446.52
ACH		WAXIE SANITARY SUPPLY	
		Paper towels 81513179	124.76
		Paper cup jackets 81487582	89.35
		WAXIE SANITARY SUPPLY	\$ 214.11



Check	Payee / Description	Amount
ACH	AIRGAS USA LLC	
	Lab-Argon, Telemetry Microbulk Tanks 9134517353	556.77
	RP1-135.0 Gal Propane 9135475749	626.94
	Lab-Argon Microbulk 9134695170	841.13
		- - - - -
	AIRGAS USA LLC \$	2,024.84
ACH	PETE'S ROAD SERVICE	
	Parts 23-0652925-00	358.00
	Parts 23-0652924-00	1,932.41
		- - - - -
	PETE'S ROAD SERVICE \$	2,290.41
ACH	GRAINGER INC	
	BOOT, MEN'S, 11, KNEE, BLACK, PR 9617279287	130.79
	BATTERY, ALKALINE, AA, RUBBER BOOTS, MASK 9617092573	242.19
	Safety Glasses, Mirror Hand Cleaner, Wash 4500041928	2,430.32
		- - - - -
	GRAINGER INC \$	2,803.30
ACH	AQUATIC BIOSYSTEMS	
	subcapitata Algal Concentrate 146417	204.00
		- - - - -
	AQUATIC BIOSYSTEMS \$	204.00
ACH	CDM SMITH INC	
	EN19001/240024002/22044 1/29-2/25 Prof 90172806	18,211.36
		- - - - -
	CDM SMITH INC \$	18,211.36
ACH	MISCO WATER	
	RP-1 (DE NORA) CELL CF18895	470.76
		- - - - -
	MISCO WATER \$	470.76
ACH	DELL MARKETING L P	
	Dell NASPO Computer Equipment 10655116873	24,891.76
		- - - - -
	DELL MARKETING L P \$	24,891.76
ACH	MARK IV COMMUNICATIONS INC	
	HQ-B-Cat6 cabling, mat and install 24727	11,460.92
		- - - - -
	MARK IV COMMUNICATIONS INC \$	11,460.92
ACH	CHINO BASIN WATERMASTER	
	50% Cost Sharing-Model Mtgs, Tech Review 2023-01-A	278.00
	50% Cost Sharing-PBHSP WYI 2052457 2023-01-B	11,115.75
	67% Cost Sharing-Salinity Mgmt Plan WYI 2023-01-C	3,929.83
		- - - - -
	CHINO BASIN WATERMASTER \$	15,323.58
ACH	KONICA MINOLTA	
	3/23 Lease Copiers 41921239	5,934.66
		- - - - -
	KONICA MINOLTA \$	5,934.66
ACH	THATCHER COMPANY OF CALIFORNIA	
	1115000 Aluminum Sulfate Liquid - 1 # BU 2023400110514	6,733.46

Check Payee / Description		Amount
THATCHER COMPANY OF CALIFORNIA\$		6,733.46
ACH	CAROLLO ENGINEERS	
	EN11039-1/23 Prof Svcs	FB33269 30,736.50
	EN17043/17110-1/23 Prof Svcs	FB33008 5,120.50
	CAROLLO ENGINEERS	\$ 35,857.00
ACH	INDUSTRIAL SUPPLY CO	
	Washers, Nuts, Bolts	7713 968.47
	INDUSTRIAL SUPPLY CO	\$ 968.47
ACH	TELEDYNE ISCO	
	Service Agreement 2/15	P020112096 6,022.00
	TELEDYNE ISCO	\$ 6,022.00
ACH	TOM DODSON & ASSOCIATES	
	Environmental Services through January 3 IE353 23-1	3,037.50
	TOM DODSON & ASSOCIATES	\$ 3,037.50
ACH	ROSEMOUNT INC	
	Labor	2006214 2,772.44
	ROSEMOUNT INC	\$ 2,772.44
ACH	HACH COMPANY	
	LDO Probe, Rugged	13481252 1,278.28
	FiberWiper ACM TU5x00sc	13486556 199.78
	Digital pH Sensor, Ryton, Convertible	13480772 2,858.36
	pH GEL PROBE, RUGGED, w/15m CABLE	13491120 954.30
	KIT, SENSOR CAP REPLACEMENT, LDO MODEL 2	13468397 3,736.81
	HACH COMPANY	\$ 9,027.53
ACH	PLUMBERS DEPOT INC	
	RP1	PD-53075 201.50
	Parts	PD-53062 682.30
	PLUMBERS DEPOT INC	\$ 883.80
ACH	STANTEC CONSULTING INC	
	Safety Work Improvemts for Basin Gate Ac 2042323	6,329.76
	STANTEC CONSULTING INC	\$ 6,329.76
ACH	NATIONAL CONSTRUCTION RENTALS	
	HOLDING TANK - RENTAL 226 Walnut	6886526 290.78
	1st Weekly Service on Towable Unit	6869578 210.78
	NATIONAL CONSTRUCTION RENTALS \$	501.56
ACH	ZASIO ENTERPRISES INC	
	Online Training	20099805 550.00
	ZASIO ENTERPRISES INC	\$ 550.00



Check Payee / Description	Amount
---------------------------	--------

ACH	GEI CONSULTANTS INC		
	Chino Basin Program - PL19005	3126240	42,951.25
			-
	GEI CONSULTANTS INC	\$	42,951.25

ACH	VAUGHAN'S INDUSTRIAL REPAIR CO		
	Remove Clarifier #6 Gearbox	029290	9,000.00
			-
	VAUGHAN'S INDUSTRIAL REPAIR CO\$		9,000.00

ACH	ROGERS, PETER J		
	3/2/23 Policy Cmmtt Fee-Rogers,P	RPC-3/2/22	100.00
			-
	ROGERS, PETER J	\$	100.00

ACH	OLIN CORP		
	4,916 Sodium Hypochlorite 12.5	900249924	9,630.22
	4956 Sodium Hypochlorite 12.5 wt% Bactic	900248513	8,221.77
	4958 Sodium Hypochlorite 12.5	900248512	8,225.09
	4938 Sodium Hypochlorite 12.5	900247729	8,191.91
	Sodium Hypochlorite 12.5 wt% Bacticide	900249006	9,692.90
	4898 Sodium Hypochlorite 12.5	900247543	8,125.55
	4,958 Sodium Hypochlorite 12.5	900249007	9,712.49
	Sodium Hypochlorite 12.5 wt% Bacticide	900249220	9,685.06
	4,950 Sodium Hypochlorite 12.5	900249790	9,696.82
			-
	OLIN CORP	\$	81,181.81

ACH	REED, RANDALL J		
	3/2/23 Policy Cmmtt Fee-Reed,R	RPC-3/2/22	100.00
			-
	REED, RANDALL J	\$	100.00

ACH	CALIFORNIA STRATEGIES LLC		
	2/23 Prof Svcs	022326	7,500.00
			-
	CALIFORNIA STRATEGIES LLC	\$	7,500.00

ACH	INDUSTRIAL RUBBER & SUPPLY INC		
	HOSE CPLD 16-16, 25" OAL X 1' YELLOW AIR 56332		434.45
			-
	INDUSTRIAL RUBBER & SUPPLY INC\$		434.45

ACH	JB'S POOLS & PONDS INC		
	2/23 Pond Maint Svcs	2366760200	1,194.85
			-
	JB'S POOLS & PONDS INC	\$	1,194.85

ACH	ULLOA, EUNICE M		
	3/2/23 Policy Cmmtt Fee-Ulloa,E	RPC-3/2/22	100.00
			-
	ULLOA, EUNICE M	\$	100.00

ACH	DORST-PORADA, DEBRA		
	3/2/23 Policy Cmmtt Fee-Dorst-Porada,D	RPC-3/2/22	100.00
			-
	DORST-PORADA, DEBRA	\$	100.00

Check	Payee / Description	Amount
ACH	DAVID WHEELER'S PEST CONTROL I	
	02/10 Pest Control Svcs 65836	585.00
	CCWRF-1/10 Rat Control Svcs 65841	1,032.00
	CCWRF-2/9 Squirrel Control Svcs 65840	1,130.00
	HQA&B-2/10 Monthly Rodent Control Svcs 65903	1,565.00
	RP5-2/10 Rodent Control Svcs 65838	248.00
	RP5-2/10 Rodent Control Svcs 65837	738.00
	RP2-2/10 Rodent Control Svcs 65626	1,222.00
	RP5-2/9 Rodent Control Svcs 65810	585.00
	CCWRF-2/9 Rodent Control Svcs 65652	634.00
	HQA&B-2/10 Rat Control Svcs 65798	632.00
	DAVID WHEELER'S PEST CONTROL IS	8,371.00
ACH	DOWNS ENERGY	
	RP2-407.10 Gals Dyed Diesel 0313048-IN	1,475.17
	DOWNS ENERGY \$	1,475.17
ACH	GHD INC	
	TO #17 1/23 Prof Svcs 380-0027171	3,138.13
	TO#18 1/29-2/25 Prof Svcs 380-0027926	3,736.30
	EN21053-11/30-2/18 Prof Svcs 380-0028166	50,522.25
	GHD INC \$	57,396.68
ACH	EUROFINS EATON ANALYTICAL LLC	
	11/9 Water Sample Analysis 8100045315	2,725.00
	EUROFINS EATON ANALYTICAL LLC \$	2,725.00
ACH	ELECTRO-CHEMICAL DEVICES INC	
	Chlorine Analyzer 75177	5,226.50
	ELECTRO-CHEMICAL DEVICES INC \$	5,226.50
ACH	CALIFORNIA WATER TECHNOLOGIES	
	43,740 Ferric Chloride Solution DWG Bulk 43543	8,524.33
	45,680 Ferric Chloride Solution DWG Bulk 43547	9,164.24
	CALIFORNIA WATER TECHNOLOGIES \$	17,688.57
ACH	V3IT CONSULTING INC	
	SAP Basis Support for February 2023 V3IT2023IEUA0	6,184.00
	SAP Basis Support for January 2023 V3IT2023IEUA0	6,184.00
	V3IT CONSULTING INC \$	12,368.00
ACH	ARCADIS US INC	
	EN19001/EN19006-1/23 Prof Svcs 5,666,021.79	362,698.73
	ARCADIS US INC \$	362,698.73
ACH	TECHNICAL SYSTEMS INC	
	TSI Job Number 8172 - IEUA Task 12 CCWRF 8172-002	23,970.00
	TECHNICAL SYSTEMS INC \$	23,970.00
ACH	WEST COAST ADVISORS	



Check	Payee / Description	Amount
	Legislative Consulting March 23 13580	9,500.00
	WEST COAST ADVISORS \$	9,500.00
ACH	MANAGED MOBILE INC 02/01 Vehicle Service Call/Maintenance IN00-0260695	215.40
	MANAGED MOBILE INC \$	215.40
ACH	PACIFIC COURIERS INC Board Packages for the month of February 23-02-2008	2,804.75
	PACIFIC COURIERS INC \$	2,804.75
ACH	MWH CONSTRUCTORS INC TO#3-1/23 Prof Svcs 2023-30505777	16,237.56
	MWH CONSTRUCTORS INC \$	16,237.56
ACH	GILLIS + PANICHAPAN ARCHITECTS 4600002710-1/1-2/28 Prof Svcs 108467J	1,485.00
	4600002710-2/23 Prof Svcs 108466J	7,105.00
	GILLIS + PANICHAPAN ARCHITECTS \$	8,590.00
ACH	SHAW HR CONSULTING INC Professional Service 12/5/2022-2/14/2023 007356	1,765.00
	Prof. Services 01/19 2/15 007274	2,312.10
	SHAW HR CONSULTING INC \$	4,077.10
ACH	TRANSENE COMPANY INC Materials 215617	696.96
	TRANSENE COMPANY INC \$	696.96
ACH	AMERICAN OFFICE PROFESSIONALS SERVICE HP COLOR LASERJET CP 4025 SER # 3525	89.95
	AMERICAN OFFICE PROFESSIONALS \$	89.95
ACH	MEANS CONSULTING LLC PL19005-1/23 Prof Svcs IE-5654-B	11,677.05
	MEANS CONSULTING LLC \$	11,677.05
ACH	HOWDEN ROOTS LLC Project : R053427 POIR091515	6,083.57
	HOWDEN ROOTS LLC \$	6,083.57
ACH	GARRATT CALLAHAN COMPANY RP1 2/23 Water Treatment Program 1241187	605.13
	RP2-2/23 Water Treatment Program 1240988	506.00
	GARRATT CALLAHAN COMPANY \$	1,111.13
ACH	INNOVYZE INC INFOCARE RENEWAL Q-135113	4,687.80

Check Payee / Description	Amount
---------------------------	--------

INNOVYZE INC	\$	4,687.80
--------------	----	----------

ACH	WATER SYSTEMS CONSULTING INC		
	Water Resource Program Jan 2023	7578	10,736.25
	WATER SYSTEMS CONSULTING INC	\$	10,736.25

ACH	CAPO PROJECTS GROUP LLC		
	Desinfestation Pump Improvements	6525	37,272.04
	CAPO PROJECTS GROUP LLC	\$	37,272.04

ACH	SMARTCOVER SYSTEMS		
	Monthly Service	24941	1,688.42
	Service Location: MI 043 Service Date: 0	24763	195.00
	Monthly Service and Warranty	24841	1,140.00
	Service Location: LST 001 Service Date:	24729	195.00
	Service Location: WI 046 Service Date: 1	24666	1,000.00
	SMARTCOVER SYSTEMS	\$	4,218.42

ACH	COTHRAN JR, PHILLIP WAYNE		
	3/2/23 Policy Cmmtt Fee-Cothran,P	RPC-3/2/22	100.00
	COTHRAN JR, PHILLIP WAYNE	\$	100.00

ACH	STAPLES CONTRACT & COMMERCIAL		
	Office supplies	3532379074	67.20
	Office supplies	3532379075	29.30
	Office Supplies	3532379076	197.36
	STAPLES CONTRACT & COMMERCIAL	\$	293.86

ACH	INLAND EMPIRE WINDUSTRIAL CO		
	2PC PTFE SEATS, D020 2 COMBINATION AIR V	045270-01	7,056.50
	FBD9006 6 FLXFL 90 BEND, RED PRIMER, CUT	045222-01	2,167.39
	ZZK-D020 KIT, O-RING GASKET, COMB AIR VA	044906-01	11,550.37
	SPRING NUT, 1/4XCLOSE, 1/4 TUBE X 1/4 NP	045109-01	292.48
	INLAND EMPIRE WINDUSTRIAL CO	\$	21,066.74

ACH	FLEETISTICS		
	3/23 Geotab Solar Asset Tracker	105009	2,873.46
	FLEETISTICS	\$	2,873.46

ACH	DUTREY, JAVIER J		
	3/2/23 Policy Cmmtt Fee-Dutrey,J	RPC-3/2/22	100.00
	DUTREY, JAVIER J	\$	100.00

ACH	PILLSBURY WINTHROP SHAW PITTMA		
	Employee Benefits Advice	8515480	2,325.00
	PILLSBURY WINTHROP SHAW PITTMA\$		2,325.00

ACH	ADAM'S FALCONRY SERVICE LLC		
	2/23 Bird Control Svcs	17619	2,080.00



Check Payee / Description			Amount
ADAM'S FALCONRY SERVICE LLC			\$ 2,080.00
ACH	VELTO, BILL		
	3/2/23 Policy Cmmtt Fee-Velto,B	RPC-3/2/22	100.00
	VELTO, BILL	\$	100.00
ACH	CLIFTONLARSONALLEN LLP		
	Audit for FY End 06/30/22	3584763	5,999.70
	CLIFTONLARSONALLEN LLP	\$	5,999.70
ACH	DENALI WATER SOLUTIONS LLC		
	RP2-1/23 Biosolids Hauling to IERCF	INV403678	21,310.83
	RP1-1/23 Biosolids Hauling to IERCF	INV403679	25,739.75
	DENALI WATER SOLUTIONS LLC	\$	47,050.58
ACH	METRO BUILDERS & ENGINEERS GRP		
	Pay Estimate #1 Period 12/31/2022	619-1	29,632.00
	METRO BUILDERS & ENGINEERS GRPS		29,632.00
ACH	ACCUSOURCE HR		
	Background Screening - County Records Se 109078		780.63
	ACCUSOURCE HR	\$	780.63
ACH	THE GATE GUY		
	Service call	502	777.90
	THE GATE GUY	\$	777.90
ACH	STUART ANDREW MORRISON		
	Professional Services	2303-1	4,800.00
	STUART ANDREW MORRISON	\$	4,800.00
ACH	DISABLED VETERAN MODULAR BUILD		
	RP5 Trailer Roof	547	21,150.00
	HR Trailer Roof Repair Svcs	546	16,600.00
	Private Office Installation	545	9,500.00
	DISABLED VETERAN MODULAR BUILDS		47,250.00
ACH	CARPI & CLAY INC		
	1/23 Fed Gov Advocacy Svcs	23-01-IEU	7,000.00
	CARPI & CLAY INC	\$	7,000.00
ACH	ESKER INC		
	2/23 Prof Svcs	460238920	427.32
	ESKER INC	\$	427.32
ACH	THE ROVISYS COMPANY		
	2/1/2023 - 2/28/2023 Prof Services	82689	5,688.00

Check Payee / Description	Amount
---------------------------	--------

THE ROVISYS COMPANY	\$	5,688.00
---------------------	----	----------

ACH	DR MARISSA INC		
	1/2023 Training and Coaching	202301 #1	16,920.58
	2/23 Prof Svcs	202301 #2	25,876.52
			-
	DR MARISSA INC	\$	42,797.10

ACH	SO CALIF EDISON		
	RP2MntLnchRm-2/1-2/28 16400 El Prado Rd	8005078295 2/	13,135.89
	PrdLS-1/31-2/28 34 Johnson-Pine	8000032094 2/	77.73
	TrnrBsnRW-1/30-2/27 1063 Turner Ave	8004601423 2/	18.66
	Trnr3&4-1/30-2/27 916 Archibald Ave	8001265279 3/	54.19
	RP5/TP5/HQA/B-1/31-2/28 6075 Kimball Ave	8002326317 2/	164,965.69
	RP1-2/1-2/28 2450 Phila St	8000389509 2/	112.98
	RP1StLts-2/1-2/28 34 Phila	8000340637 2/	27.73
	RP2MntLnchRm-2/1-2/28 16400 El Prado Rd	8000703247 2/	263.84
	PrdDchlStn-1/31-2/28 34 Johnson-Pine	8000932049 2/	857.55
			-
	SO CALIF EDISON	\$	179,514.26

ACH	SO CALIF GAS		
	HQA/B-1/27-2/28 6075 Kimball Ave	15729783 2/23	128.94
	RP5-1/27-2/28 6075 Kimball Ave	13619305 2/23	3,492.29
	RP1Cmplx-1/30-3/1 2450 Phila St	12140888	53.76
	Lab-1/30-3/1 2450 Phila St	15577783 2/23	14.79
	TP5-1/27-2/28 6075 Kimball Ave	15579076 2/23	24.88
			-
	SO CALIF GAS	\$	3,714.66

ACH	BENEFIT COORDINATORS CORPORATI		
	2/23 LTD,Agency Pd Life,Employee Pd Life 12334		17,370.31
	1/23 LTD,Agency Pd Life,Employee Pd Life 12162		17,062.08
			-
	BENEFIT COORDINATORS CORPORATI\$		34,432.39

ACH	IEUA EMPLOYEES' ASSOCIATION		
	P/R DIR 03 3/10/23 Employee Ded	HR 0112100	12.00
			-
	IEUA EMPLOYEES' ASSOCIATION	\$	12.00

ACH	WESTERN DENTAL PLAN		
	2/23 Agency Dental Plan,8/22-1/23 Premiu	297287 & 2972	1,793.46
	1/23 Agency Dental Plan	294917 & 2949	1,953.44
			-
	WESTERN DENTAL PLAN	\$	3,746.90

ACH	COLONIAL LIFE & ACCIDENT INSUR		
	3/23 Disability,Cancer,Universal/Term Li 7274194030162		229.57
	1/23 Disability,Cancer,Universal/Term Li 7274194010186		229.57
			-
	COLONIAL LIFE & ACCIDENT INSUR\$		459.14

ACH	WEX HEALTH INC		
	Dec 2022 Admin Fees	0001652088-IN	228.00
			-
	WEX HEALTH INC	\$	228.00

ACH	BENEFIT COORDINATORS CORPORATI
-----	--------------------------------



Check	Payee / Description	Amount
-------	---------------------	--------

	1/23 Agency Dental Plan	B07M3B	21,372.90
	2/23 Agency Dental Plan	B07WMN	19,493.20
			- - - - -
	BENEFIT COORDINATORS CORPORATIS		40,866.10

ACH	LEGALSHIELD		
	2/23 Employee Prepaid Legal Services	2/23	285.10
	1/23 Employee Prepaid Legal Services	1/23	285.10
	12/22 Employee Prepaid Legal Services	12/22	179.40
			- - - - -
	LEGALSHIELD	\$	749.60

ACH	SWEZEY, TOM		
	Swezey, T-ExpRpt-1/9-1/13 AWWA Training	1/9-1/13 TRAI	92.84
			- - - - -
	SWEZEY, TOM	\$	92.84

ACH	AQUA BEN CORPORATION		
	RP1-4600 Lbs Hydrofloc 748E	45781	7,236.49
	RP1-13,800 Lbs Hydrofloc 750A	45782	22,750.34
			- - - - -
	AQUA BEN CORPORATION	\$	29,986.83

ACH	FISHER SCIENTIFIC		
	ORDERED PART GLS FIBR FILT PPR 9CM 100/P	0717516	1,787.66
	ORDERED PART BLENDER CNTNR FOR 1LT MODEL	0640680	143.64
	STABLCAL AMPULE KIT 0-4000 NTU	0524100	498.70
	ORDERED PART FUNNEL GLS SHT STEM 75104 1	0755664	316.79
	ORDERED PART KIMAX BKR GRFN LWFM 150ML 1	0792444	906.13
	ETHYL ETHER PEST GRADE 4L	0829226	179.34
			- - - - -
	FISHER SCIENTIFIC	\$	3,832.26

ACH	HARRINGTON INDUSTRIAL PLASTICS		
	SOLVENT CEMENT PVC QT GRY LOW VOC HEAVY	012M3227	370.26
	JOINT COMPOUND QT 505 KEYTITE	012M3225	515.49
	DAMPENER PULSATRON, BLADDR SENTRY, CHARG	012M3027	1,877.02
	TUBE ASSEMBLY 1/2" NPT NORPRENE 1/2" ID	012M3228	2,598.44
			- - - - -
	HARRINGTON INDUSTRIAL PLASTICS	\$	5,361.21

ACH	SANTA ANA WATERSHED		
	Jan 2023 Truck Discharge	10225	24,762.05
	January 2023 Service	10231	76,958.34
			- - - - -
	SANTA ANA WATERSHED	\$	101,720.39

ACH	SOUTHWEST ALARM SERVICE		
	IEUA RP5 TRAILER SECURITY MONITORING MAR	079808	50.00
			- - - - -
	SOUTHWEST ALARM SERVICE	\$	50.00

ACH	UNDERGROUND SERVICE ALERT/SC		
	2021 Dig Safe Board CA Regulatory Fee-In	22-2303009	146.24
	2021 Dig Safe Board CA Regulatory Fee-In	22-2302616	146.24
	January 2023-258 Dig Alerts	1220220337	459.75
			- - - - -
	UNDERGROUND SERVICE ALERT/SC	\$	752.23

Check	Payee / Description	Amount
ACH	UNIVAR SOLUTIONS USA INC	
	RP-1 11,194.60 Sodium Bisulfate 50979618	7,617.27
	UNIVAR SOLUTIONS USA INC \$	7,617.27
ACH	AIRGAS USA LLC	
	CCWRF-2/28 Cylinder Rental 9995524056	20.16
	HQA-2/28 Cylinder Rental 9995524051	2.16
	RP1-2/28 Cylinder Rental 9995524057	51.80
	RP1-115.7 Gal Propane 9135736342	537.32
	RP1- 2/28 Cylinder Rental 9995524055	10.08
	Lab-1/31 Cylinder Rental 9994802779	94.86
	AIRGAS USA LLC \$	716.38
ACH	PETE'S ROAD SERVICE	
	YARD SERVICE CALL 23-0653049-00	2,857.09
	PETE'S ROAD SERVICE \$	2,857.09
ACH	CUCAMONGA VALLEY WATER DISTRIC	
	5/21,6/21 Legal Fees f/Chino Basin Water 20708	242.98
	4/21 Legal Fees f/Chino Basin Water Bank 20663	130.13
	10/21 Legal Fees f/Chino Basin Water Ban 20801	548.70
	12/21,1/22 Legal Fees f/Chino Basin Wate 20960	1,231.20
	CUCAMONGA VALLEY WATER DISTRICTS	2,153.01
ACH	ENVIRONMENTAL RESOURCES ASSOC	
	Environmental Testing - metals, acids, m 031889	8,204.55
	ENVIRONMENTAL RESOURCES ASSOC \$	8,204.55
ACH	ROCKWELL ENGINEERING & EQUIPME	
	VAUGHAN HORIZONTAL PUMP 21386	10,993.34
	ROCKWELL ENGINEERING & EQUIPMES	10,993.34
ACH	CDM SMITH INC	
	EN19024-12/4/22-2/4/23 Prof Svcs 90171536	479,497.82
	CDM SMITH INC \$	479,497.82
ACH	KONICA MINOLTA BUSINESS SOLUTI	
	1/27-2/26/23 Lease Copier 9009170059	606.83
	9009168720	50.76
	01/27/2023-02/03/2023 9009165766	8.33
	KONICA MINOLTA BUSINESS SOLUTIS	665.92
ACH	CAROLLO ENGINEERS	
	EN11039-1/23 Prof Svcs FB33007	20,168.20
	CAROLLO ENGINEERS \$	20,168.20
ACH	ALFA LAVAL INC	
	Belts 283012227	7,215.84
	ALFA LAVAL INC \$	7,215.84



Check Payee / Description	Amount
---------------------------	--------

ACH	SUPPORT PRODUCT SERVICES INC		
	J2KN PRO EASY Analyzer	11445	11,785.44
	J2KN PRO EASY Analyzer	11577	11,794.59
			-
	SUPPORT PRODUCT SERVICES INC	\$	23,580.03

ACH	HACH COMPANY		
	Ryton Salt Bridge	13397229	453.58
			-
	HACH COMPANY	\$	453.58

ACH	PLUMBERS DEPOT INC		
	RP1 Swag Tool,Fitting	PD-50260	2,115.25
	RP1 Repair TV Truck Cable End	PD-50306	748.43
	RP1-Repair/Parts and Labor Truck SHC0068	PD-49143	9,394.73
			-
	PLUMBERS DEPOT INC	\$	12,258.41

ACH	ROBERT HALF MANAGEMENT RESOURC		
	Samore,J-WE 1/13/23	61413575	5,002.50
	Samore,J-WE 3/3/23	61676349	5,401.25
	Steele,S-WE 2/24/23	61630728	2,679.60
	Olivares,J-WE 2/24/23	61630657	2,310.00
	Mahdian,M-WE 2/24/23	61630398	2,070.00
	Chen,R-WE 2/24/23	61636380	2,906.63
	Reyes,G-WE 2/24/23	61636464	2,740.50
			-
	ROBERT HALF MANAGEMENT RESOURC	\$	23,110.48

ACH	STANTEC CONSULTING INC		
	EN23123-1/1-2/3 Prof Svcs	2042243	27,966.50
	EN23123-11/14-12/31/22 Prof Svcs	2047444	37,093.50
			-
	STANTEC CONSULTING INC	\$	65,060.00

ACH	NATIONAL CONSTRUCTION RENTALS		
	Rental Unit,Handwash Station,Handicap Un 6894655		572.70
			-
	NATIONAL CONSTRUCTION RENTALS	\$	572.70

ACH	DETECTION INSTRUMENTS CORP		
	IPX Rental 6 Months	3992-54019	4,154.17
			-
	DETECTION INSTRUMENTS CORP	\$	4,154.17

ACH	SAP PUBLIC SERVICES INC		
	SAP Enterprise Support 3/1/23-12/31/23	1006523000017	12,375.00
	SAP Business Suite Ltd Professional Soft	1006523000016	67,500.00
			-
	SAP PUBLIC SERVICES INC	\$	79,875.00

ACH	OLIN CORP		
	4,922 Sodium Hypochlorite 12.5	900250827	9,641.97
	4,876 Sodium Hypochlorite 12.5	900251031	9,551.85
	4,894 Sodium Hypochlorite 12.5	900251177	9,587.12
	9,583.20 Sodium Hypochlorite 12.5	900250828	9,583.20
	4,890 Sodium Hypochlorite 12.5	900250826	9,579.28
	TP1- 4906 Gals Sodium Hypochlorite	900250308	9,610.62

Check		Payee / Description	Amount
		OLIN CORP	\$ 57,554.04
ACH		GK & ASSOCIATES	
	4600002849-2/23	Prof Svcs 23-008	25,080.00
		GK & ASSOCIATES	\$ 25,080.00
ACH		SUN WIRELESS	
		Radio Training 23011	2,329.91
		SUN WIRELESS	\$ 2,329.91
ACH		CRB SECURITY SOLUTIONS	
		Down Payment-Camera System Installation 19446	10,841.10
		CRB SECURITY SOLUTIONS	\$ 10,841.10
ACH		INDUSTRIAL RUBBER & SUPPLY INC	
		80" OAL LOCK HOSE, 1/8" BRASS PIPE COUPL 56403	1,021.49
		18' X 2" SPIRALITE 115 HOSE CPLD 2" CPOL 56144	183.30
		INDUSTRIAL RUBBER & SUPPLY INC\$	1,204.79
ACH		KIM'S MASTER AUTO REPAIR	
		Parts and Labor for Truck 750 043629	324.00
		Parts and Labor for Truck 1290021 043626	560.85
		KIM'S MASTER AUTO REPAIR	\$ 884.85
ACH		GHD INC	
		TO#21-1/31-2/25 Prof Svcs 380-0028836	5,621.16
		GHD INC	\$ 5,621.16
ACH		EUROFINS EATON ANALYTICAL LLC	
		3/1/23 Water Sample Analysis 3800019022	1,580.00
		2/23/23 Diluent Sample Analysis 3800018738	900.00
		2/16/23 Water Sample Analysis 8100045313	2,725.00
		2/23/23 Water Sample Analysis 3800018736	1,380.00
		2/24/23 Water Sample Analysis 3800018801	550.00
		2/7/23 Water Sample Analysis 3800019035	2,000.00
		11/11/2022 Water Sample Analysis 8100045317	1,605.00
		EUROFINS EATON ANALYTICAL LLC	\$ 10,740.00
ACH		ELECTRO-CHEMICAL DEVICES INC	
		Sensors, Membrane Replacement 75269	1,519.04
		ELECTRO-CHEMICAL DEVICES INC	\$ 1,519.04
ACH		CALIFORNIA WATER TECHNOLOGIES	
		RP1-18,006.06 Lbs Ferric Chloride Soluti 43565	8,600.81
		CALIFORNIA WATER TECHNOLOGIES	\$ 8,600.81
ACH		D & H WATER SYSTEMS INC	
		Tube Assy I2023-0271	211.80



Check		Payee / Description	Amount
		D & H WATER SYSTEMS INC	\$ 211.80
ACH		PREMIUM PROMOTIONALS	
		Polos, Caps, Hats	2208017 1,769.82
		PREMIUM PROMOTIONALS	\$ 1,769.82
ACH		SUPERIOR ELECTRIC MOTOR SERVIC	
		Pump Motor	131009 2,978.65
		SUPERIOR ELECTRIC MOTOR SERVICES	\$ 2,978.65
ACH		MANAGED MOBILE INC	
		Repair Parts/Labor for Veh 1918	IN00-0261594 469.24
		Repair Parts/Labor Veh 0710	IN00-0259979 2,303.88
		MANAGED MOBILE INC	\$ 2,773.12
ACH		WALLACE & ASSOCIATES CONSULTIN	
		4600002853-8/29-10/2 Prof Svcs	W800758R 47,533.20
		Prof Svcs 10/31/22-11/27/22	W800908 35,965.00
		Prof Svcs 10/3/22-10/30/22	W800834 27,456.00
		WALLACE & ASSOCIATES CONSULTINS	\$ 110,954.20
ACH		PRIORITY BUILDING SERVICES LLC	
		RP-5 Construction Trailer Maint 2/23	87126 1,538.61
		PRIORITY BUILDING SERVICES LLC	\$ 1,538.61
ACH		UNITED LABORATORIES INC	
		Bio-Accel, Liberator Bacterial, H2S Sorb	INV372872 14,416.95
		UNITED LABORATORIES INC	\$ 14,416.95
ACH		JWC ENVIRONMENTAL LLC	
		40002-2400-Monster Renew	114154 43,835.94
		JWC ENVIRONMENTAL LLC	\$ 43,835.94
ACH		WATER SYSTEMS CONSULTING INC	
		EN22041-10/1-1/31 Prof Svcs	7657 841.25
		WATER SYSTEMS CONSULTING INC	\$ 841.25
ACH		RBC RESOURCES	
		2/1-2/28 USARHCP Support	51 2,618.00
		RBC RESOURCES	\$ 2,618.00
ACH		REDWOOD ENERGY STORAGE II LLC	
		2/23 RP1/RP5/CC Monthly Mgmt Services	1032 10,659.95
		2/23 RP4 Energy Storage System Mgmt	2032 28,198.80
		REDWOOD ENERGY STORAGE II LLC	\$ 38,858.75
ACH		CAPO PROJECTS GROUP LLC	
		Desinfection Pump Improvements	6616 334.00

Check	Payee / Description	Amount
	CAPO PROJECTS GROUP LLC \$	334.00
ACH	AMTEC Bratton, Z-WE3/5/23 74053	1,200.00
	AMTEC \$	1,200.00
ACH	INGERSOLL-RAND INDUSTRIAL US I ELEMENT, COOLANT FILTER N75-160 26423687	1,814.87
	INGERSOLL-RAND INDUSTRIAL US IS	1,814.87
ACH	THE GATE GUY Steel 522	1,023.63
	Labor-Installation of Welding 521	400.00
	THE GATE GUY \$	1,423.63
ACH	DOPUDJA & WELLS CONSULTING INC AgencyMgmt-2/23 Prof Svcs 1217	5,900.00
	DOPUDJA & WELLS CONSULTING INCS	5,900.00
ACH	CARPI & CLAY INC 2/23 Fed Gov Advocacy Svcs 23-02-IEU	7,000.00
	CARPI & CLAY INC \$	7,000.00
ACH	CCS LEARNING ACADEMY Workshop on Mindset and Growth action pl 132890	1,300.00
	CCS LEARNING ACADEMY \$	1,300.00
ACH	ARELLANO ASSOCIATES LLC 2/23 Prof Svcs 19616	7,784.65
	ARELLANO ASSOCIATES LLC \$	7,784.65
ACH	ADJ ELECTRIC LLC Dish Washer leaking Repair Svcs I230209860	900.00
	ADJ ELECTRIC LLC \$	900.00
ACH	SO CALIF GAS CCWRP/TP-1/31-3/2 14950 Telephone Ave 14959861 2/23	338.23
	SO CALIF GAS \$	338.23
ACH	LEVEL 3 COMMUNICATIONS LLC 3/23 993-1600 993-1600 3/23	3,003.66
	LEVEL 3 COMMUNICATIONS LLC \$	3,003.66
ACH	IEUA EMPLOYEES' ASSOCIATION P/R 05 3/10/23 Employee Ded HR 0113100	177.00
	IEUA EMPLOYEES' ASSOCIATION \$	177.00
ACH	IEUA SUPERVISORS UNION ASSOCIA	



Check		Payee / Description	Amount
	P/R 05 3/10/23	Employee Ded	HR 0113100 315.00
		IEUA SUPERVISORS UNION ASSOCIA\$	315.00
ACH		IEUA GENERAL EMPLOYEES ASSOCIA	
	P/R 05 3/10/23	Employee Ded	HR 0113100 956.60
		IEUA GENERAL EMPLOYEES ASSOCIA\$	956.60
ACH		INLAND EMPIRE UNITED WAY	
	P/R 05 3/10/23	Employee Ded	HR 0113100 21.00
		INLAND EMPIRE UNITED WAY \$	21.00
ACH		IEUA PROFESSIONAL EMPLOYEES AS	
	P/R 05 3/10/23	Employee Ded	HR 0113100 636.00
		IEUA PROFESSIONAL EMPLOYEES AS\$	636.00
ACH		WEX HEALTH INC	
	P/R 05 3/10/23	Cafeteria Plan	HR 0113100 4,896.10
		WEX HEALTH INC \$	4,896.10
ACH		CITY EMPLOYEES ASSOCIATES	
	P/R 05 3/10/23	Employee Ded	HR 0113100 331.50
		CITY EMPLOYEES ASSOCIATES \$	331.50
ACH		CAMACHO, MICHAEL	
	Camacho,M_ExpRpt_1/26-1/27	CASA Conferen 1/26-27 CASA	181.60
		CAMACHO, MICHAEL \$	181.60
ACH		ELIE, STEVE	
	Elie,S_ExpRpt_2/23	Urban Water Institute UWI 2/23	105.65
		ELIE, STEVE \$	105.65
ACH		EMPOWER RETIREMENT	
	P/R 05 3/13/23	Deferred Comp	HR 0113100 92,650.26
		EMPOWER RETIREMENT \$	92,650.26
ACH		HARRINGTON INDUSTRIAL PLASTICS	
	ADAPTER PVC, SOLVENT CEMENT, GASKET	GARL 012M3113	1,530.38
		HARRINGTON INDUSTRIAL PLASTICS\$	1,530.38
ACH		UNDERGROUND SERVICE ALERT/SC	
	March 2023-202	Dig Alerts	220230334 361.75
		UNDERGROUND SERVICE ALERT/SC \$	361.75
ACH		UNIVAR SOLUTIONS USA INC	
	SOD BISULFITE 25% BULK TECH LIQ	50988834	6,862.25
		UNIVAR SOLUTIONS USA INC \$	6,862.25

Check	Payee / Description	Amount
ACH	WAXIE SANITARY SUPPLY Supplies 81567916	2,802.17
	WAXIE SANITARY SUPPLY \$	2,802.17
ACH	AIRGAS USA LLC CBM-2/28 Cylinder Rental 9995524053	85.68
	LAB-3/1 Argon Microbulk Tank 9135482210	556.77
	RP2-2/28 Cylinder Rental 9995524052	20.16
	LAB-2 CL Nitrogen 9135278674	56.59
	AIRGAS USA LLC \$	719.20
ACH	GRAINGER INC INDUSTRIAL FIRE HOSE, WP REDUCING VALVE, 9633602108	1,513.60
	GRAINGER INC \$	1,513.60
ACH	FLUID COMPONENTS INTERNATIONAL Repair Gas Mass Flow Meter 1151022	1,221.11
	FLUID COMPONENTS INTERNATIONAL \$	1,221.11
ACH	O RINGS & THINGS Parker Oil Filter 132230	1,238.56
	O RINGS & THINGS \$	1,238.56
ACH	KONICA MINOLTA BUSINESS SOLUTI Service 10/27/22-11/26/22 9009195510	676.09
	KONICA MINOLTA BUSINESS SOLUTI \$	676.09
ACH	RED WING SHOE STORE Emp Safety Shoe Purchase(s) 2023031202355	225.00
	RED WING SHOE STORE \$	225.00
ACH	LIEBERT CASSIDY WHITMORE 9/30 Attorney Svcs 226301	290.50
	12/22 Attorney Svcs 232174	498.00
	LIEBERT CASSIDY WHITMORE \$	788.50
ACH	MPS SECURITY Jan 2023 RP1 Standing Guard Service 2750	6,384.69
	Jan 2023 Chino Wetlands Guard Service 2748	2,134.08
	Jan 2023 IEUA Rover Patrol Service 2749	13,534.56
	MPS SECURITY \$	22,053.33
ACH	WESTERN WATER WORKS SUPPLY CO Comb Air Vlv Epoxy 1129158-00	7,466.86
	WESTERN WATER WORKS SUPPLY CO \$	7,466.86
ACH	KENNEDY/JENKS CONSULTANTS INC EN21056-1/27-2/24 Prof Svcs 161798	12,900.00



Check		Payee / Description	Amount
		KENNEDY/JENKS CONSULTANTS INC \$	12,900.00
ACH		HACH COMPANY	
		Vial, Brush, Buret 13493453	506.97
		HACH COMPANY \$	506.97
ACH		VAUGHAN'S INDUSTRIAL REPAIR CO	
		RP-5 Pump #3 removal 029249	11,518.10
		VAUGHAN'S INDUSTRIAL REPAIR COS	11,518.10
ACH		OLIN CORP	
		4,948 Sodium Hypochlorite 12.5 900252665	9,692.90
		4,896 Sodium Hypochlorite 12.5 900251646	9,591.04
		Sodium Hypochlorite 12.5 wt% Bacticide 900252025	6,180.98
		Sodium Hypochlorite 12.5 Bacticide 900252152	9,591.04
		Sodium Hypochlorite 12.5 wt% Bacticide 900252024	9,677.23
		3,020 Sodium Hypochlorite 12.5 900253058	6,218.04
		4,916 Sodium Hypochlorite 12.5 900253057	9,630.22
		OLIN CORP \$	60,581.45
ACH		MEYERS NAVE	
		2/23 PFAS Issues 203355	1,155.00
		MEYERS NAVE \$	1,155.00
ACH		DAVID WHEELER'S PEST CONTROL I	
		IEUA RP5/ADMIN-3/1/23 Pest Control Svcs 66292	585.00
		IEUA RP5-3/1/23 Pest Control Svcs 66207	536.00
		IEUA CCWRF-3/1/23 Pest Control Svcs 66296	1,130.00
		IEUA RP5/ADMIN-3/1/23 Pest Control Svcs 66362	1,565.00
		DAVID WHEELER'S PEST CONTROL IS	3,816.00
ACH		KIM'S MASTER AUTO REPAIR	
		Repair for Veh.1401 043630	767.25
		KIM'S MASTER AUTO REPAIR \$	767.25
ACH		GHD INC	
		TO #17 2/23 Prof Svcs 380-0028859	2,931.23
		EN22031-1/29-2/25/23 Prof Svcs 380-0028743	16,810.08
		11181240-1/30-2/25 Prof Svcs 380-0028835	1,065.63
		GHD INC \$	20,806.94
ACH		TRICO CORPORATION	
		RP1 parts 213722	72.56
		TRICO CORPORATION \$	72.56
ACH		AUTOZONE PARTS INC	
		Anti-Seize Lubricants 5618896337	290.63
		AUTOZONE PARTS INC \$	290.63
ACH		STAFFING NETWORK HOLDINGS LLC	

Check	Payee / Description	Amount
	01/08 8 Hrs. Saldibar, Margie A 95893260	372.00
	Saldibar, Margie A 1/15/2023 16 Hours 95893672	744.00
	STAFFING NETWORK HOLDINGS LLC \$	1,116.00
ACH	STATEWIDE TRAFFIC SAFETY AND S	
	4600002466 // RFQ-RH-17-123 TRAFFIC CONT 3428149827	4,950.00
	STATEWIDE TRAFFIC SAFETY AND SS	4,950.00
ACH	CALIFORNIA WATER TECHNOLOGIES	
	RP1- 40,780 Lbs Ferric Chloride 43595	8,064.33
	Phills-18,352.20 Lbs Ferric Chloride Sol 43539	8,766.15
	Phills-17,488.84 Lbs Ferric Chloride Sol 43576	8,353.77
	CALIFORNIA WATER TECHNOLOGIES \$	25,184.25
ACH	TRIPEPI SMITH AND ASSOCIATES I	
	ANNUAL CYCLE FOR ANNUAL WEBSITE DEVELOPM 9591	9,064.50
	TRIPEPI SMITH AND ASSOCIATES IS	9,064.50
ACH	MANAGED MOBILE INC	
	02/28 Vehicle Service Call/Maintenance IN00-0261766	1,825.09
	02/28 Vehicle Service Call/Maintenance IN00-0261771	3,452.07
	02/28 Vehicle Service Call/Maintenance IN00-0261767	2,580.69
	MANAGED MOBILE INC \$	7,857.85
ACH	WALLACE & ASSOCIATES CONSULTIN	
	4600002853-1/23 Prof Svcs W801029	31,000.00
	Prof Services 01/02/23-01/29/23 W801030	87,469.35
	4600002853-8/22 Prof Svcs W800671	16,130.40
	WALLACE & ASSOCIATES CONSULTIN\$	134,599.75
ACH	ECOTECH SERVICES INC	
	2576	7,645.00
	ECOTECH SERVICES INC \$	7,645.00
ACH	TRANSENE COMPANY INC	
	Buffer Solution 215960	496.68
	TRANSENE COMPANY INC \$	496.68
ACH	MEANS CONSULTING LLC	
	PL19002-2/23 Prof Svcs IE-5655	14,950.00
	MEANS CONSULTING LLC \$	14,950.00
ACH	STAPLES CONTRACT & COMMERCIAL	
	Office supplies 3532846972	185.33
	STAPLES CONTRACT & COMMERCIAL \$	185.33
ACH	CONSTRUCTION TESTING AND	
	RP1 Blower Building 2/23 Prof Svcs 00689875	5,725.00
	EN11039-2/23 Concrete Field Technician 00690279	3,685.00



Check Payee / Description		Amount
CONSTRUCTION TESTING AND		\$ 9,410.00
ACH	FLYERS ENERGY LLC	
	105880-MobilGear 600 XP	23-771235 147.80
	Mobilux EP2, Nuto H 68	23-771238 882.52
	FLYERS ENERGY LLC	\$ 1,030.32
ACH	THE GATE GUY	
		512 325.00
	Service call	504 130.00
	Service call	501 293.50
	THE GATE GUY	\$ 748.50
ACH	ESKER INC	
	2/23 Prof Svcs	460240302 1,812.50
	ESKER INC	\$ 1,812.50
ACH	DIVERSIFIED THERMAL SERVICES I	
	CCWRF-3/8/23 Maint Contract Svcs	S36512 1,787.10
	AC Repair	S36513 365.00
	RP1-3/13 Maint Contract Svcs	S36615 8,150.00
	DIVERSIFIED THERMAL SERVICES IS	\$ 10,302.10
ACH	SCOTT OVERHEAD DOORS & DOCK	
		8820 3,014.00
	SCOTT OVERHEAD DOORS & DOCK	\$ 3,014.00
ACH	TITUS WASTEWATER SOLUTIONS INC	
	EN23015 Water-Resistant Manhole Cover	10415 14,590.90
	TITUS WASTEWATER SOLUTIONS INCS	\$ 14,590.90
ACH	SO CALIF EDISON	
	ZnRsvr-2/6-3/6 12749 6th St	8002740158 2/ 5.81
	JrpBsn-2/7-3/7 13450 Jurupa	8000401711 2/ 4,423.59
	PhillLS-2/7-3/7 1818 Phila St	8000031143 2/ 8,582.56
	HckryDm-2/7-3/7 13400 Whittram Ave	8000257085 2/ 62.91
	RP1-1/6-2/5 2450 Phila St	8000032453 1/ 160,827.84
	CllgHgtS/LwrDy/RP3Bsn/TrnrBsn1-1/31-2/28	0297941406 2/ 35.01
	MntclLS-2/9-3/9 34 Palmetto-Phila	8000031789 2/ 1,363.06
	RP4-2/6-3/6 12811 6th St	8000598564 2/ 230.40
	SO CALIF EDISON	\$ 175,531.18
ACH	SO CALIF GAS	
	RP1-2/1-3/1 2450 Phila St	11336197 2/23 50.00
	RP1-2/1-3/1 2450 Phila St	5300510 2/23 84.48
	RP2Dg-2/1-3/1 16400 El Prado Rd	14944655 2/23 254.82
	SO CALIF GAS	\$ 389.30
ACH	SHELL ENERGY NORTH AMERICA LP	
	2/23 Gas Cmmnty Core,12/22 Adj	1100002880302 5,089.41

Check	Payee / Description	Amount
	SHELL ENERGY NORTH AMERICA LP \$	5,089.41
ACH	ELIE, STEVE Elie,S_ExpRpt_1/27_SCWC Luncheon SCWC 1/27 LUN	25.98
	ELIE, STEVE \$	25.98
ACH	CHENG, IVAN Cheng,I-ExpRpt-10/7-10/13 WEFTEC 10/7-10/13 WE	446.21
	CHENG, IVAN \$	446.21
ACH	MCDONNEL, WILLIAM McDonnell,W Exp Rpt 2/22-2/24 Urban Wate 2/22-2/24 CON	315.98
	MCDONNEL, WILLIAM \$	315.98
ACH	AQUA BEN CORPORATION RP2-23,000 Lbs Hydrofloc 748E 45788	36,182.45
	AQUA BEN CORPORATION \$	36,182.45
ACH	CALTROL INC Digital Valve Controller CD99174027	270.64
	CALTROL INC \$	270.64
ACH	FISHER SCIENTIFIC Ammonium Chloride,Filter Forceps,PH Stri 1117979	4,082.64
	Stopper 0997089	39.74
	FISHER SCIENTIFIC \$	4,122.38
ACH	HARRINGTON INDUSTRIAL PLASTICS Parts 012M3384	104.38
	HARRINGTON INDUSTRIAL PLASTICS\$	104.38
ACH	WEST VALLEY MOSQUITO AND 2/23 Vector Control Svcs 2829	1,685.20
	WEST VALLEY MOSQUITO AND \$	1,685.20
ACH	AIRGAS USA LLC RP-1 121.1 GAL PROPANE BULK 9135948488	562.39
	AIRGAS USA LLC \$	562.39
ACH	GRAINGER INC WATER PRESSURE REDUCING VALVE,30 PSI 9634350848	666.54
	GRAINGER INC \$	666.54
ACH	CHINO BASIN WATERMASTER 50% Cost Sharing-Mitigation Plan 2023-01-E	312.75
	CHINO BASIN WATERMASTER \$	312.75



Check	Payee / Description	Amount
ACH	GENESIS CONSTRUCTION EN22054.01-03/23 Rel Final Retention PE4-EN22054.0	7,360.09
	GENESIS CONSTRUCTION \$	7,360.09
ACH	CAROLLO ENGINEERS For Professional Services Rendered Throu FB33772 IEUA RP-4 Primary Clarifier Process Reha FB34239	18,840.41 4,772.00
	CAROLLO ENGINEERS \$	23,612.41
ACH	BUTIER ENGINEERING INC 2/2023 Prof Svcs IEUA 008	22,059.00
	BUTIER ENGINEERING INC \$	22,059.00
ACH	WESTERN WATER WORKS SUPPLY CO 6 CLOW FLG SWING CHK VLV W/BRZ FACE DISC 1131812-00	4,504.81
	WESTERN WATER WORKS SUPPLY CO \$	4,504.81
ACH	TRUSSELL TECHNOLOGIES INC Professional Services from February 1,20 0000008976 Professional Services from February 1,20 0000008975 2/23 Prof Svcs 0000008969	830.00 9,247.50 3,441.25
	TRUSSELL TECHNOLOGIES INC \$	13,518.75
ACH	ROBERT HALF MANAGEMENT RESOURC Day,O-WE 2/24/23 61630661 Mahdian,M-WE 3/3/23 61648617 Chen,R-WE 3/3/23 61672825 Steele,S-WE 3/3/23 61668328 Day,O-WE 3/3/23 61666242 Reyes,G-WE 3/3/23 61655488 Olivares,J-WE 3/3/23 61656951 Samore,J-WE 3/10/23 61706114	2,755.00 2,760.00 2,106.25 3,572.80 2,850.00 3,654.00 3,080.00 4,386.25
	ROBERT HALF MANAGEMENT RESOURC\$	25,164.30
ACH	INSIDE PLANTS INC FcltyMgt/Lab-3/23 Indoor Plant Care 93517	706.50
	INSIDE PLANTS INC \$	706.50
ACH	UNION PACIFIC RAILROAD COMPANY EN23014 Payment for Right of Entry PROJ NO 07878	5,500.00
	UNION PACIFIC RAILROAD COMPANY\$	5,500.00
ACH	STANTEC CONSULTING INC EN17082-1/28-2/24 Prof Svcs 2054696	3,570.15
	STANTEC CONSULTING INC \$	3,570.15
ACH	NATIONAL CONSTRUCTION RENTALS 1st Weekly Service on Holding Tank 6920156	290.78
	NATIONAL CONSTRUCTION RENTALS \$	290.78

Check	Payee / Description	Amount
-------	---------------------	--------

ACH	RSD		
	Parts	55381805-01	2,259.52
	HVAC Parts	55386284-00	3,714.72
			- - - - -
	RSD	\$	5,974.24

ACH	OLIN CORP		
	4,906 Sodium Hypochlorite 12.5	900253530	9,610.62
	Sodium Hypochlorite 12.5	900253247	9,602.79
	4,888 Sodium Hypochlorite 12.5	900253529	9,575.36
			- - - - -
	OLIN CORP	\$	28,788.77

ACH	CRB SECURITY SOLUTIONS		
	CAMERA SYS. FIRMWARE UPGRADE	19626	1,565.60
	3/6- On Site Service Repair - MARTIN	19617	195.70
			- - - - -
	CRB SECURITY SOLUTIONS	\$	1,761.30

ACH	JB'S POOLS & PONDS INC		
	3/23 Pond Maint Svcs	2366760300	1,194.85
			- - - - -
	JB'S POOLS & PONDS INC	\$	1,194.85

ACH	DAVID WHEELER'S PEST CONTROL I		
	RP1-3/1 Pest Control Svcs	66266	585.00
	IEUA RP2-3/1/23 Pest Control Svcs	66052	1,222.00
	ALL-2/22 Pest Control Svcs	65621	524.00
	IEUA-2/22/23 Pest Control Svcs	65596	524.00
	CCWRF-3/1 Pest Control Svcs	66081	634.00
	IEUA RP5/ADMIN-3/7/23 Pest Control Svcs	66293	738.00
	IEUA RP5/ADMIN-3/1/23 Pest Control Svcs	66257	928.00
	IEUA RP5-3/1/23 Pest Control Svcs	66359	340.00
	RP5/ADMIN-2/17/23 Pest Control Svcs	65962	345.00
	RP5-3/6 Pest Control Svcs	65963	345.00
			- - - - -
	DAVID WHEELER'S PEST CONTROL I\$		6,185.00

ACH	GHD INC		
	EN17042-1/29-2/25 Prof Svcs	380-0028958	4,148.10
	EN19024-12/18-2/25 Prof Svcs	380-0028851	2,045.85
	EN24020-10/30-1/31 Prof Svcs	380-0028900	2,390.27
			- - - - -
	GHD INC	\$	8,584.22

ACH	CALIFORNIA WATER TECHNOLOGIES		
	Phills-41,400 lbs Ferric Chloride Soluti	43618	8,167.17
	RP2-40,580Lbs Ferric Chloride Solution	43615	8,024.78
			- - - - -
	CALIFORNIA WATER TECHNOLOGIES \$		16,191.95

ACH	WALLACE & ASSOCIATES CONSULTIN		
	5/30/22-6/30/22 Prof Svcs	W800481	31,584.00
	Prof. Svcs 10/03/22-10/30/22	W800835	38,705.00
			- - - - -
	WALLACE & ASSOCIATES CONSULTIN\$		70,289.00

ACH	AMERICAN OFFICE PROFESSIONALS		
-----	-------------------------------	--	--



Check	Payee / Description	Amount
	Service Call HP CP4025 3531	89.95
	AMERICAN OFFICE PROFESSIONALS \$	89.95
ACH	PRO-CRAFT CONSTRUCTION INC	
	New Potable Water Connection 23003-3	3,943.33
	EN23043-New Portable Water Connection 23003-2	3,242.00
	PRO-CRAFT CONSTRUCTION INC \$	7,185.33
ACH	KEARNS & WEST	
	1/1-1/31 Prof Svcs 022424	6,086.25
	KEARNS & WEST \$	6,086.25
ACH	LONE STAR BLOWER INC	
	Labor Inspection for Root-Cause Analysis PS-INV105535	1,955.00
	LONE STAR BLOWER INC \$	1,955.00
ACH	THE SOLIS GROUP	
	RW15003.06 2/1/23-2/28/23 Prof Svcs 10283	2,967.00
	THE SOLIS GROUP \$	2,967.00
ACH	LA OPINION	
	January 2023 Ads 107290123	3,037.50
	February 2023 Ads 107290223	632.50
	LA OPINION \$	3,670.00
ACH	CAPO PROJECTS GROUP LLC	
	RW15003.06-1/23 Prof Svcs 6615	501.00
	CAPO PROJECTS GROUP LLC \$	501.00
ACH	HYAS GROUP LLC	
	FinAdm-1Q23 Investment Consulting Servic 5574	7,500.00
	HYAS GROUP LLC \$	7,500.00
ACH	LIBERTY LANDSCAPING INC	
	March Monthly Maintenance 115169	19,088.00
	RP2 Tree Trimming 115360	2,696.00
	LIBERTY LANDSCAPING INC \$	21,784.00
ACH	RADAR ENVIRONMENTAL INC	
	February 2023 Monthly Site Survey and Se 1975	3,601.48
	RADAR ENVIRONMENTAL INC \$	3,601.48
ACH	CASAMAR GROUP LLC	
	EN19001/EN19006-2/23 Prof Svcs 13388	16,754.87
	CASAMAR GROUP LLC \$	16,754.87
ACH	SOCIAL AND ENVIRONMENTAL	
	2022/2023 Membership, Research Support 0000109	10,000.00

Check Payee / Description	Amount
---------------------------	--------

SOCIAL AND ENVIRONMENTAL	\$	10,000.00
--------------------------	----	-----------

ACH	CCS LEARNING ACADEMY		
	Workshop on Resume and cover letter as o 132971		1,300.00
			-----
	CCS LEARNING ACADEMY	\$	1,300.00

ACH	DEMARIA ELECTRIC MOTOR SERVICE		
	Recondition Motor Svcs	23599	23,209.29
			-----
	DEMARIA ELECTRIC MOTOR SERVICES		23,209.29

ACH	SO CALIF EDISON		
	RP4/TP4/RCA-2/6-3/6 12811 6th St	8000036690 2/	216,325.02
	RP4/TP4/RCA-2/6-3/6 Loan Install#69 2/8	8000036690 2/	2,483.47
	RP4/TP4/RCA-1/6-2/5 12811 6th St	8000036690 1/	232,861.38
			-----
	SO CALIF EDISON	\$	451,669.87

ACH	SOLAR STAR CALIFORNIA V LLC		
	RP1-2/1-2/28 2450 Phila St	E02-M0615-644	14,448.21
	RP5/TP5/HQA/B-2/1-2/28 6075 Kimball Ave	E02-M0614-644	12,114.25
			-----
	SOLAR STAR CALIFORNIA V LLC	\$	26,562.46

ACH	CAMPBELL, CONNIE		
	Reim-12/3 Desk Supplies	DESK SUPPLIES	54.00
			-----
	CAMPBELL, CONNIE	\$	54.00

ACH	MUNOZ, MARIE LIZA		
	Munoz, L-ExpRpt-11/29-12/1 ACWA Conf	11/29-12/1 AC	592.83
			-----
	MUNOZ, MARIE LIZA	\$	592.83

ACH	ELIE, STEVE		
	Elie, S-ExpRpt-Sacramento Trip 3/23	3/14 SACRAMEN	766.26
			-----
	ELIE, STEVE	\$	766.26

ACH	VALDEZ, RUBEN		
	Reim-Meeting	MEETING	19.98
			-----
	VALDEZ, RUBEN	\$	19.98

ACH	PAUL LY		
	Reim-10/14 Safety Shoes	10/14 REIM-SH	204.71
			-----
	PAUL LY	\$	204.71

ACH	Inland Empire Reg. Composting		
	Biosolids (RP1) 02/01/23-02/28/23	90033881	192,427.32
	Biosolids (RP2) 02/01/23-02/28/23	90033882	139,408.74
	January 2023 O&M Charges-RCA Interco Bil	SAP0123-IEUAO	2,400.00
			-----
	Inland Empire Reg. Composting	\$	334,236.06

ACH	AQUA BEN CORPORATION
-----	----------------------



Check	Payee / Description	Amount
	RP1- 4,600Lbs Hydrofloc 748E 45821	7,236.49
	RP1- 27,600Lbs Hydrofloc 750A 45822	45,500.67
	AQUA BEN CORPORATION \$	52,737.16
ACH	FISHER SCIENTIFIC	
	Org Carbon Standard 0957020	128.21
	CALCIUM CARBONATE, STEARIC ACID, NITROGE 1161543	1,218.34
	FISHER SCIENTIFIC \$	1,346.55
ACH	ROYAL INDUSTRIAL SOLUTIONS	
	Parts 6441-1084576	20.22
	ROYAL INDUSTRIAL SOLUTIONS \$	20.22
ACH	UNIVAR SOLUTIONS USA INC	
	11,810 SOD BISULFITE 25% BULK TECH 51004110	8,036.02
	11,855 SOD BISULFITE 25% BULK TECH 51004109	7,930.54
	12,520 SOD BISULFITE 25% BULK TECH LEO 51004112	8,519.12
	PradoLS-11,925 Lbs Sodium Bisulfite 51004108	8,114.26
	UNIVAR SOLUTIONS USA INC \$	32,599.94
ACH	WAXIE SANITARY SUPPLY	
	ENMOTION AUTOMATED 81361490	53.92
	WAXIE SANITARY SUPPLY \$	53.92
ACH	AIRGAS USA LLC	
	IEUA Lab-4 CL Nitrogen 9135958301	113.18
	HELIUM UPH200, NITROGEN UPH300, OXYGEN 2 9135771132	453.13
	LAB-1 CL Nitrogen, 2 CL Oxygen 9135134950	53.21
	LAB-2/28 Cylinder Rental 9995525348	80.64
	AIRGAS USA LLC \$	700.16
ACH	GRAINGER INC	
	PLUGS, UNCORDED, POD, 30DB, PK100 9626008057	430.43
	GRAINGER INC \$	430.43
ACH	AQUATIC BIOSYSTEMS	
	WQLab-YTC Dphnd Fd Mxtr 146217	99.00
	AQUATIC BIOSYSTEMS \$	99.00
ACH	CDM SMITH INC	
	4600003019-2/5-3/4 Prof Svcs 90173674	24,425.00
	CDM SMITH INC \$	24,425.00
ACH	DELL MARKETING L P	
	Dell NASPO Computer Equipment PA - Calif 10656812182	53,852.26
	DELL MARKETING L P \$	53,852.26
ACH	CEM CORPORATION	
	RP1-PM Svc Visit 710657	15,586.70



Check	Payee / Description	Amount
	CEM CORPORATION	\$ 15,586.70
ACH	CAROLLO ENGINEERS	
	EN11039-2/23 Prof Svcs FB34046	27,832.00
	CAROLLO ENGINEERS	\$ 27,832.00
ACH	RED WING SHOE STORE	
	Emp Safety Shoe Purchase(s) 2023031802355	223.03
	RED WING SHOE STORE	\$ 223.03
ACH	TOM DODSON & ASSOCIATES	
	4600002931 2/3/23-2/7/23 Prof Svcs 1E349 23-2	900.00
	RP1- EN11039 Disinfection Pump Improveme 1E-361-7	3,889.04
	TOM DODSON & ASSOCIATES	\$ 4,789.04
ACH	OLSON REMCHO LLP	
	1/23 Lobbyist Report 733466	852.00
	OLSON REMCHO LLP	\$ 852.00
ACH	WESTERN WATER WORKS SUPPLY CO	
	U-Bolts 1130566-00	588.10
	Valves, Tablets 1130342-00	2,800.64
	Gaskets, Flanges 1130311-00	888.40
	WESTERN WATER WORKS SUPPLY CO	\$ 4,277.14
ACH	HACH COMPANY	
	Parts 13498660	1,525.74
	HACH COMPANY	\$ 1,525.74
ACH	INLAND EMPIRE MAGAZINE	
	ExtAff-Ad Placement March 2023 Issue INV51100	750.00
	INLAND EMPIRE MAGAZINE	\$ 750.00
ACH	KVAC ENVIRONMENTAL SERVICES IN	
	RP-1-Scrubber Media Clean Up KV2302295	6,876.25
	KVAC ENVIRONMENTAL SERVICES IN	\$ 6,876.25
ACH	CS-AMSCO	
	Valve DeZURIK 6" Flanged (Not Gear Oper) 18490	6,769.63
	CS-AMSCO	\$ 6,769.63
ACH	RSD	
	PLEATED FILTER 55386008-00	701.32
	RSD	\$ 701.32
ACH	PEST OPTIONS INC	
	February 2023 Weed Control 418349	10,237.61

Check	Payee / Description	Amount
	PEST OPTIONS INC	\$ 10,237.61
ACH	OLIN CORP	
	4,904 Sodium Hypochlorite 12.5	900255032 9,606.71
	4,918 Sodium Hypochlorite 12.5	900255033 9,634.13
	4,914 Sodium Hypochlorite 12.5	900254704 9,626.29
	3,012 Sodium Hypochlorite 12.5	900254400 6,201.57
	RP1- 4,904 SDG Sodium Hypochlorite	900253976 9,606.71
	OLIN CORP	\$ 44,675.41
ACH	CALIFORNIA STRATEGIES LLC	
	3/23 Prof Svcs	032325 7,500.00
	CALIFORNIA STRATEGIES LLC	\$ 7,500.00
ACH	ALTA FOODCRAFT	
	WIDE BASE COFFEE FILTERS (50)	12302776 11.19
	WIDE BASE COFFEE FILTERS (50)	12302777 3.41
	RP5-Coffee,Tea	12303480 148.37
	Coffee	12303479 139.74
	ALTA FOODCRAFT	\$ 302.71
ACH	DAVID WHEELER'S PEST CONTROL I	
	RP5/ADMIN-2/17/23 Pest Control Svcs	66253 632.00
	CCWRF-3/1/23 Pest Control Svcs	66297 1,032.00
	DAVID WHEELER'S PEST CONTROL IS	\$ 1,664.00
ACH	GHD INC	
	EN19025-1/22-2/25 Prof Svcs	380-0028533 4,523.50
	EN23002-1/29-2/25 Prof Svcs	380-0028541 280.30
	GHD INC	\$ 4,803.80
ACH	ELECTRO-CHEMICAL DEVICES INC	
	FC80 SENSOR 0 - 5 ppm	75330 9,496.56
	ELECTRO-CHEMICAL DEVICES INC	\$ 9,496.56
ACH	ENVIRONMENTAL SCIENCE ASSOCIAT	
	D202000275.11-1/23 Prof Svcs	182422 255.00
	D202000275.12-1/23 Prof Svcs	182423 400.00
	ENVIRONMENTAL SCIENCE ASSOCIATS	\$ 655.00
ACH	CALIFORNIA WATER TECHNOLOGIES	
	RP1-44,480Lbs Ferric Chloride Solution	43630 8,689.79
	16,703 Ferric Chloride Solution DWG Bulk	43628 7,978.67
	CALIFORNIA WATER TECHNOLOGIES	\$ 16,668.46
ACH	SUPERIOR ELECTRIC MOTOR SERVIC	
	WEG Variable Frequency Driver	130354 18,388.76
	SUPERIOR ELECTRIC MOTOR SERVIC\$	\$ 18,388.76
ACH	MWH CONSTRUCTORS INC	



Check	Payee / Description	Amount
	460002851-1/23 Prof Svcs 23-30505777.1	17,611.25
	MWH CONSTRUCTORS INC \$	17,611.25
ACH	BUCKNAM INFRASTRUCTURE GROUP I	
	PA22003-11/22 Prof Svcs 358-07.01R	8,576.08
	TO#8-2/23 Prof Svcs 358-08.04	1,065.00
	BUCKNAM INFRASTRUCTURE GROUP IS	9,641.08
ACH	AMTEC	
	Z Bratton 03/06-03/12 74127	1,200.00
	AMTEC \$	1,200.00
ACH	STAPLES CONTRACT & COMMERCIAL	
	Office Supplies 3533328230	357.43
	STAPLES CONTRACT & COMMERCIAL \$	357.43
ACH	ADAM'S FALCONRY SERVICE LLC	
	3/2023 Bird Control Services 17656	1,820.00
	ADAM'S FALCONRY SERVICE LLC \$	1,820.00
ACH	THE GATE GUY	
	Service Call 528	130.00
	THE GATE GUY \$	130.00
ACH	JO-KELL INC	
	VFD Technical Qnsite Troubleshooting 37726847	2,416.00
	Parts replacement 37736162	13,993.18
	JO-KELL INC \$	16,409.18
ACH	SO CALIF EDISON	
	1630EPmpStn-2/15-3/16 7420 1/2 East 8000414223 3/	18,562.91
	RP2MntLnchRm-2/15-3/16 16400 El Prado Rd 8001015118 3/	4,576.80
	MntclSpltBx-2/15-3/16 11294 Roswell Ave 8000629815 3/	21.35
	SBLfStn-2/14-3/15 13707 San Bernardino A 8003058251 3/	2,530.51
	SO CALIF EDISON \$	25,691.57
ACH	SOLAR STAR CALIFORNIA V LLC	
	CCWRP/TP/RWPS-2/1-2/28 14950 Telephone A E02-M0613-644	4,030.31
	SOLAR STAR CALIFORNIA V LLC \$	4,030.31
ACH	MENDEZ, JOSE	
	Mendez,J-ExpRpt-8/7-8/12 Seminar 8/7-8/12 SEMI	404.80
	MENDEZ, JOSE \$	404.80
ACH	HALL, JASMIN	
	Business Purpose: Urban Water Institute 1256	356.71
	HALL, JASMIN \$	356.71

Check	Payee / Description	Amount
ACH	WONG, RAELEN Wong, R-ExpRpt-3/15 Mileage Reim 3/15 2023 LCW	145.41
	WONG, RAELEN \$	145.41
ACH	AQUA BEN CORPORATION RP1- 27,600Lbs Hydrofloc 750A 45850	45,500.67
	RP1- 27,600Lbs Hydrofloc 748E 45849	7,236.49
	AQUA BEN CORPORATION \$	52,737.16
ACH	FISHER SCIENTIFIC SYR 1ML 1MDF-GT 1359107	142.87
	Chlorine Secondary Standards 1074317	137.50
	FISHER SCIENTIFIC \$	280.37
ACH	ROYAL INDUSTRIAL SOLUTIONS Fluorescent Lamps 6441-1084722	1,448.16
	Parts 6441-1084571	1,504.19
	ROYAL INDUSTRIAL SOLUTIONS \$	2,952.35
ACH	UNIVAR SOLUTIONS USA INC 12,095 SOD BISULFITE 25% BULK TECH LIQ 51011242	8,229.93
	UNIVAR SOLUTIONS USA INC \$	8,229.93
ACH	WAXIE SANITARY SUPPLY Supplies 81583680	1,276.85
	WAXIE SANITARY SUPPLY \$	1,276.85
ACH	AIRGAS USA LLC RP1-152.70 Gals Propane 9136227337	709.15
	AIRGAS USA LLC \$	709.15
ACH	GENESIS CONSTRUCTION EN22041-2/23 Pay Est 1 PE 1-EN22041	43,225.00
	GENESIS CONSTRUCTION \$	43,225.00
ACH	CAROLLO ENGINEERS RW15003 & RW15004- 2/28/2023 FB33753	9,407.00
	4600003017-2/23 Prof Svcs FB34236	7,686.50
	EN20057 RP-4 Process Improvements Phase FB34459	58,803.25
	CAROLLO ENGINEERS \$	75,896.75
ACH	NRD, LLC Lab-2 Wipe Tests for Radioactivity 2023 WIPE TES	100.00
	NRD, LLC \$	100.00
ACH	TOM DODSON & ASSOCIATES 4600002931 SE Montclair Force Main Impro 1E-370-1	700.00
	4600002931 CE for RP-1 Filter Effluent S 1E-371-1	950.00
	460000293 CEQA Support, CBP Exploratory 1E353 23-2	2,655.00



Check	Payee / Description	Amount
	TOM DODSON & ASSOCIATES	\$ 4,305.00
ACH	CASC ENGINEERING AND CONSULTIN RW15004.00-10/22 Prof Svcs 0047600	3,221.17
	CASC ENGINEERING AND CONSULTINS	3,221.17
ACH	HACH COMPANY DPD TOT CHLORINE PP 25ML PK/1000 13500716	961.17
	HACH COMPANY	\$ 961.17
ACH	GOLDEN STATE LABOR COMPLIANCE RMPU Lower Day Basin Improvements 05.2021.14 922.61 RMPU Lower Day Basin Improvements 11.2020.33 2,876.36 RMPU Lower Day Basin Improvements 01.2021.24 922.61 RMPU Lower Day Basin Improvements 12.2020.27 922.61 RMPU Lower Day Basin Improvements 03.2021.21 922.61 RMPU Lower Day Basin Improvements 04.2021.16 922.16	7,488.96
	GOLDEN STATE LABOR COMPLIANCE \$	7,488.96
ACH	O S T S INC CPR/FA/AED & BBP w/ Oxygen 59501	2,800.00
	O S T S INC	\$ 2,800.00
ACH	ROBERT HALF MANAGEMENT RESOURC Day, O-WE 3/10/23 61693195 3,800.00 Reyes, G-WE 3/10/23 61702236 1,827.00 Olivares, J-WE 3/10/23 61693163 3,080.00 Steele, S-WE 3/10/23 61693123 3,572.80	12,279.80
	ROBERT HALF MANAGEMENT RESOURC\$	12,279.80
ACH	SHI INTERNATIONAL CORP Office 365 Project Plan 3 B16624288 7,993.80 Office 365 Project Plan2 B16613690 4,459.27	12,453.07
	SHI INTERNATIONAL CORP	\$ 12,453.07
ACH	SWRCB ACCOUNTING OFFICE *SRF Rpymt #14 C-06-4900-120-Principle 4900-120-23-1 312,621.14 *SRF Rpymt #14 C-06-4900-130-Principle 4900-150-23-1 61,996.43 *SRF Rpymt #14 C-06-4900-110-Principle 4900-110-23-1 170,797.15	545,414.72
	SWRCB ACCOUNTING OFFICE	\$ 545,414.72
ACH	W M LYLES COMPANY EN19001/6-2/23 Pay Est 28 PE 28-EN19001 5,916,686.38	5,916,686.38
	W M LYLES COMPANY	\$ 5,916,686.38
ACH	STANTEC CONSULTING INC EN1082 Prof. Svcs 12/05- 12/20 2031736A 1,130.00 EN17006 CCWRF 12kv Backup Generator Cont 2057953 3,656.25	4,786.25
	STANTEC CONSULTING INC	\$ 4,786.25

Check Payee / Description	Amount
---------------------------	--------

ACH	NATIONAL CONSTRUCTION RENTALS		
	03/17/23 - 04/13/23	6928428	572.70
			-
	NATIONAL CONSTRUCTION RENTALS \$		572.70

ACH	RSD		
	Parts	55384510-00	262.36
			-
	RSD	\$	262.36

ACH	GCI CONSTRUCTION INC		
	EN21057-2/23 Pay Est 4	PE 4-EN21057	50,044.08
			-
	GCI CONSTRUCTION INC	\$	50,044.08

ACH	GEI CONSULTANTS INC		
	PL19005-1/28-2/24 Prof Svcs	3127861	90,743.00
			-
	GEI CONSULTANTS INC	\$	90,743.00

ACH	OLIN CORP		
	49080 Sodium Hypochlorite 12.5	900256382	9,610.62
	4852 Sodium Hypochlorite 12.5	900255912	9,504.84
	4,868 Sodium Hypochlorite 12.5	900255913	9,536.18
	Sodium Hypochlorite 12.5	900255911	9,504.84
	4,938 Sodium Hypochlorite 12.5	900256778	9,673.31
			-
	OLIN CORP	\$	47,829.79

ACH	PFM ASSET MANAGEMENT LLC		
	2/1-2/28 Investment Portfolio	13630376	6,826.10
			-
	PFM ASSET MANAGEMENT LLC	\$	6,826.10

ACH	BIG SKY ELECTRIC INC		
	EN22034-2/23 Pay Est 1	PE 1-EN22034	71,001.58
			-
	BIG SKY ELECTRIC INC	\$	71,001.58

ACH	GHD INC		
	12583325 - IEUA SHF RFP Development and	380-0025180	5,709.00
			-
	GHD INC	\$	5,709.00

ACH	EUROFINS EATON ANALYTICAL LLC		
	3/7 Water Sample Analysis	3800019280	200.00
			-
	EUROFINS EATON ANALYTICAL LLC	\$	200.00

ACH	FRONTIER TECHNOLOGY, LLC		
	Cisco SFP	2253203	56,538.06
			-
	FRONTIER TECHNOLOGY, LLC	\$	56,538.06

ACH	MNR CONSTRUCTION INC		
	RW15003.06-2/23 Pay Est 18	PE 18-RW15003	697,430.01
			-
	MNR CONSTRUCTION INC	\$	697,430.01



Check Payee / Description	Amount
---------------------------	--------

ACH	CALIFORNIA WATER TECHNOLOGIES	
	Phills-45,580 Lbs Ferric Chloride Soluti 43657	8,882.93
		-
	CALIFORNIA WATER TECHNOLOGIES \$	8,882.93

ACH	SUPERIOR ELECTRIC MOTOR SERVIC	
	New Baldor Motor	
	131083	931.95
		-
	SUPERIOR ELECTRIC MOTOR SERVICES	931.95

ACH	JC LAW FIRM	
	2/23 General Legal	29,620.00
	2/23 RCA Legal	1,507.50
	2/23 San Bernardino Transit Authority v	935.00
	2/23 Ontario vs IEUA (CBP)	21,902.50
	2/23 Ortiz vs. IEUA	1,880.00
	2/23 Fontana vs. ADO	790.00
	2/23 Kaiser Vs CBWCD (Ely Basin)	3,554.50
	2/23 Watermaster	10,355.00
	2/23 Regional Contract	4,235.00
		-
	JC LAW FIRM \$	74,779.50

ACH	SHAW HR CONSULTING INC	
	Professional Services 2/24/2023-3/17/202 007587	160.00
		-
	SHAW HR CONSULTING INC \$	160.00

ACH	KEARNS & WEST	
	2/1-2/28 Prof Svcs	
	022781	280.00
		-
	KEARNS & WEST \$	280.00

ACH	BEST CONTRACTING SERVICES INC	
	FM21005.01-2/23 Pay Est 7	
	PE 7-FM21005.	77,202.08
		-
	BEST CONTRACTING SERVICES INC \$	77,202.08

ACH	EHS INTERNATIONAL INC	
	3/20 Electrical Safety Awareness Trainin 3-19526	3,300.00
		-
	EHS INTERNATIONAL INC \$	3,300.00

ACH	WATER SYSTEMS CONSULTING INC	
	Water Resource Program Feb 2023	
	7696	8,421.25
		-
	WATER SYSTEMS CONSULTING INC \$	8,421.25

ACH	AMTEC	
	Bratton, Z-WE 3/19/23	
	74213	1,200.00
		-
	AMTEC \$	1,200.00

ACH	INLAND EMPIRE WINDUSTRIAL CO	
	RP1- parts	
	045645-01	1,534.91
		-
	INLAND EMPIRE WINDUSTRIAL CO \$	1,534.91



Check Payee / Description	Amount
---------------------------	--------

ACH	LIBERTY LANDSCAPING INC RP4 Repair Main Line	115437	615.44
			-
	LIBERTY LANDSCAPING INC	\$	615.44
ACH	CONSTRUCTION TESTING AND RW15003.06-2/23 Soil Technician	00690510	4,500.00
			-
	CONSTRUCTION TESTING AND	\$	4,500.00
ACH	INNOVATIVE CONSTRUCTION SOLUTI EN11039-2/23 Pay Est 8	PE 8-EN11039	157,766.80
			-
	INNOVATIVE CONSTRUCTION SOLUTIS		157,766.80
ACH	METRO BUILDERS & ENGINEERS GRP RW15003.05-2/23 Pay Est 17	PE 17-RW15003	100,543.21
			-
	METRO BUILDERS & ENGINEERS GRPS		100,543.21
ACH	INFINITE CONTROL SYSTEMS INC March 2023 Monthly Maintenance	5377	2,960.00
			-
	INFINITE CONTROL SYSTEMS INC	\$	2,960.00
ACH	ECONOMIC ALTERNATIVES INC RP1-3/23 Monthly Water Treatment Svc	99719	883.33
			-
	ECONOMIC ALTERNATIVES INC	\$	883.33
ACH	DIVERSIFIED THERMAL SERVICES I Maintenance Contract Plant 5 February 20	S36109	2,541.00
	2/23 Lab Maint Contract Svcs	S36138	2,541.00
	Pump Repair	S36679	365.00
	RP1-2/23 Main Contract Svcs	S36002	2,541.00
	Maintenance Contract IEUA HQ February 20	S36137	2,541.00
			-
	DIVERSIFIED THERMAL SERVICES IS		10,529.00
ACH	SO CALIF EDISON VctrBsn-2/16-3/19 13650 Victoria St	8004604345 3/	11.61
			-
	SO CALIF EDISON	\$	11.61
ACH	FOUNDATION HA ENERGY GENERATIO RP4/RWPS-2/1-2/28 2811 6th St-Wind Power 3624		7,782.50
			-
	FOUNDATION HA ENERGY GENERATIO\$		7,782.50
ACH	IEUA EMPLOYEES' ASSOCIATION P/R 06 03/24/23	HR 0113200	177.00
			-
	IEUA EMPLOYEES' ASSOCIATION	\$	177.00
ACH	IEUA SUPERVISORS UNION ASSOCIA	HR 0113200	315.00
			-
	IEUA SUPERVISORS UNION ASSOCIAS		315.00

Check	Payee / Description	Amount
ACH	IEUA GENERAL EMPLOYEES ASSOCIA	
	HR 0113200	944.10
	IEUA GENERAL EMPLOYEES ASSOCIAS	944.10
ACH	INLAND EMPIRE UNITED WAY	
	P/R 06 03/24/23	
	HR 0113200	21.00
	INLAND EMPIRE UNITED WAY	21.00
ACH	IEUA PROFESSIONAL EMPLOYEES AS	
	P/R 06 03/24/23	
	HR 0113200	636.00
	IEUA PROFESSIONAL EMPLOYEES ASS	636.00
ACH	WEX HEALTH INC	
	P/R 06 3/24/23 Cafeteria Plan	
	HR 0113200	4,896.10
	WEX HEALTH INC	4,896.10
ACH	CITY EMPLOYEES ASSOCIATES	
	HR 0113200	331.50
	CITY EMPLOYEES ASSOCIATES	331.50
ACH	ELIE, STEVE	
	MlgReim-2/9 Meetings-Elie,S	
	MLG 2/9	82.27
	ELIE, STEVE	82.27
ACH	HALL, JASMIN	
	MlgReim-2/22 Meetings-Hall,J	
	MLG 2/22	16.57
	HALL, JASMIN	16.57
ACH	SIANPOUR, SIAMAK	
	MlgReim-3/16 Call Out-Sianpour,S	
	MLG 3/16	20.31
	SIANPOUR, SIAMAK	20.31
ACH	BREIG, ANNA	
	Reim Monthly Health Prem	
	HEALTH PREM	132.25
	BREIG, ANNA	132.25
ACH	LICHTI, ALICE	
	Reim Monthly Health Prem	
	HEALTH PREM	132.25
	LICHTI, ALICE	132.25
ACH	NOWAK, THEO T	
	Reim Monthly Health Prem	
	HEALTH PREM	397.06
	NOWAK, THEO T	397.06
ACH	DYKSTRA, BETTY	
	Reim Monthly Health Prem	
	HEALTH PREM	132.25
	DYKSTRA, BETTY	132.25



Check Payee / Description	Amount
---------------------------	--------

ACH	MUELLER, CAROLYN Reim Monthly Health Prem	HEALTH PREM	132.25
			- - - - -
	MUELLER, CAROLYN	\$	132.25
ACH	CANADA, ANGELA Reim Monthly Health Prem	HEALTH PREM	132.25
			- - - - -
	CANADA, ANGELA	\$	132.25
ACH	CUPERSMITH, LEIZAR Reim Monthly Health Prem	HEALTH PREM	132.25
			- - - - -
	CUPERSMITH, LEIZAR	\$	132.25
ACH	DELGADO-ORAMAS JR, JOSE Reim Monthly Health Prem	HEALTH PREM	283.25
			- - - - -
	DELGADO-ORAMAS JR, JOSE	\$	283.25
ACH	GRANGER, BRANDON Reim Monthly Health Prem	HEALTH PREM	137.02
			- - - - -
	GRANGER, BRANDON	\$	137.02
ACH	WEBB, DANNY C Reim Monthly Health Prem	HEALTH PREM	151.00
			- - - - -
	WEBB, DANNY C	\$	151.00
ACH	HUMPHREYS, DEBORAH E Reim Monthly Health Prem	HEALTH PREM	141.63
			- - - - -
	HUMPHREYS, DEBORAH E	\$	141.63
ACH	MOUAT, FREDERICK W Reim Monthly Health Prem	HEALTH PREM	141.63
			- - - - -
	MOUAT, FREDERICK W	\$	141.63
ACH	MORGAN, GARTH W Reim Monthly Health Prem	HEALTH PREM	151.00
			- - - - -
	MORGAN, GARTH W	\$	151.00
ACH	MAZUR, JOHN Reim Monthly Health Prem	HEALTH PREM	518.95
			- - - - -
	MAZUR, JOHN	\$	518.95
ACH	HAMILTON, MARIA Reim Monthly Health Prem	HEALTH PREM	151.00
			- - - - -
	HAMILTON, MARIA	\$	151.00
ACH	FISHER, JAY Reim Monthly Health Prem	HEALTH PREM	151.00
			- - - - -



Check		Payee / Description	Amount
		FISHER, JAY	\$ 151.00
ACH	DIETZ, JUDY	Reim Monthly Health Prem	HEALTH PREM 151.00
		DIETZ, JUDY	\$ 151.00
ACH	PETERSEN, KENNETH	Reim Monthly Health Prem	HEALTH PREM 132.25
		PETERSEN, KENNETH	\$ 132.25
ACH	TRAUTERMAN, HELEN	Reim Monthly Health Prem	HEALTH PREM 132.25
		TRAUTERMAN, HELEN	\$ 132.25
ACH	TIEGS, KATHLEEN	Reim Monthly Health Prem	HEALTH PREM 415.50
		TIEGS, KATHLEEN	\$ 415.50
ACH	DIGGS, GEORGE	Reim Monthly Health Prem	HEALTH PREM 406.28
		DIGGS, GEORGE	\$ 406.28
ACH	RODRIGUEZ, LOUIS	Reim Monthly Health Prem	HEALTH PREM 141.63
		RODRIGUEZ, LOUIS	\$ 141.63
ACH	VARBEL, VAN	Reim Monthly Health Prem	HEALTH PREM 283.25
		VARBEL, VAN	\$ 283.25
ACH	CLIFTON, NEIL	Reim Monthly Health Prem	HEALTH PREM 283.25
		CLIFTON, NEIL	\$ 283.25
ACH	WELLMAN, JOHN THOMAS	Reim Monthly Health Prem	HEALTH PREM 283.25
		WELLMAN, JOHN THOMAS	\$ 283.25
ACH	TROXEL, WYATT	Reim Monthly Health Prem	HEALTH PREM 132.25
		TROXEL, WYATT	\$ 132.25
ACH	CORLEY, WILLIAM	Reim Monthly Health Prem	HEALTH PREM 283.25
		CORLEY, WILLIAM	\$ 283.25
ACH	LESNIAKOWSKI, NORBERT	Reim Monthly Health Prem	HEALTH PREM 123.03

Check Payee / Description		Amount
	LESNIAKOWSKI, NORBERT	\$ 123.03
ACH	VER STEEG, ALLEN J Reim Monthly Health Prem	HEALTH PREM 137.02
	VER STEEG, ALLEN J	\$ 137.02
ACH	HACKNEY, GARY Reim Monthly Health Prem	HEALTH PREM 283.25
	HACKNEY, GARY	\$ 283.25
ACH	TOL, HAROLD Reim Monthly Health Prem	HEALTH PREM 132.25
	TOL, HAROLD	\$ 132.25
ACH	BANKSTON, GARY Reim Monthly Health Prem	HEALTH PREM 132.25
	BANKSTON, GARY	\$ 132.25
ACH	ATWATER, RICHARD Reim Monthly Health Prem	HEALTH PREM 151.00
	ATWATER, RICHARD	\$ 151.00
ACH	ANDERSON, JOHN L Reim Monthly Health Prem	HEALTH PREM 415.50
	ANDERSON, JOHN L	\$ 415.50
ACH	SANTA CRUZ, JACQUELYN Reim Monthly Health Prem	HEALTH PREM 745.34
	SANTA CRUZ, JACQUELYN	\$ 745.34
ACH	SOPICKI, LEO Reim Monthly Health Prem	HEALTH PREM 274.03
	SOPICKI, LEO	\$ 274.03
ACH	GOSE, ROSEMARY Reim Monthly Health Prem	HEALTH PREM 151.00
	GOSE, ROSEMARY	\$ 151.00
ACH	KEHL, BARRETT Reim Monthly Health Prem	HEALTH PREM 151.00
	KEHL, BARRETT	\$ 151.00
ACH	RITCHIE, JANN Reim Monthly Health Prem	HEALTH PREM 151.00
	RITCHIE, JANN	\$ 151.00
ACH	LONG, ROCKWELL DEE	



Check	Payee / Description	Amount
	Reim Monthly Health Prem HEALTH PREM	367.95
	LONG, ROCKWELL DEE \$	367.95
ACH	FATTAHI, MIR Reim Monthly Health Prem HEALTH PREM	151.00
	FATTAHI, MIR \$	151.00
ACH	VERGARA, FLORENTINO Reim Monthly Health Prem HEALTH PREM	283.25
	VERGARA, FLORENTINO \$	283.25
ACH	WALL, DAVID Reim Monthly Health Prem HEALTH PREM	141.63
	WALL, DAVID \$	141.63
ACH	CHUNG, MICHAEL Reim Monthly Health Prem HEALTH PREM	141.63
	CHUNG, MICHAEL \$	141.63
ACH	BLASINGAME, MARY Reim Monthly Health Prem HEALTH PREM	132.25
	BLASINGAME, MARY \$	132.25
ACH	ANDERSON, KENNETH Reim Monthly Health Prem HEALTH PREM	141.63
	ANDERSON, KENNETH \$	141.63
ACH	POLACEK, KEVIN Reim Monthly Health Prem HEALTH PREM	518.95
	POLACEK, KEVIN \$	518.95
ACH	ELROD, SONDR Reim Monthly Health Prem HEALTH PREM	141.63
	ELROD, SONDR \$	141.63
ACH	HOAK, JAMES Reim Monthly Health Prem HEALTH PREM	151.00
	HOAK, JAMES \$	151.00
ACH	CLEVELAND, JAMES Reim Monthly Health Prem HEALTH PREM	151.00
	CLEVELAND, JAMES \$	151.00
ACH	HOOSHMAND, RAY Reim Monthly Health Prem HEALTH PREM	151.00
	HOOSHMAND, RAY \$	151.00



Check		Payee / Description	Amount
ACH	POOLE, PHILLIP	Reim Monthly Health Prem	HEALTH PREM 226.32
			- - - - -
	POOLE, PHILLIP		\$ 226.32
ACH	ADAMS, BARBARA	Reim Monthly Health Prem	HEALTH PREM 137.02
			- - - - -
	ADAMS, BARBARA		\$ 137.02
ACH	VANDERPOOL, LARRY	Reim Monthly Health Prem	HEALTH PREM 123.03
			- - - - -
	VANDERPOOL, LARRY		\$ 123.03
ACH	AMBROSE, JEFFREY	Reim Monthly Health Prem	HEALTH PREM 283.25
			- - - - -
	AMBROSE, JEFFREY		\$ 283.25
ACH	MERRILL, DIANE	Reim Monthly Health Prem	HEALTH PREM 577.72
			- - - - -
	MERRILL, DIANE		\$ 577.72
ACH	HOUSER, RODERICK A	Reim Monthly Health Prem	HEALTH PREM 714.73
			- - - - -
	HOUSER, RODERICK A		\$ 714.73
ACH	RUSSO, VICKI	Reim Monthly Health Prem	HEALTH PREM 226.32
			- - - - -
	RUSSO, VICKI		\$ 226.32
ACH	HUSS, KERRY	Reim Monthly Health Prem	HEALTH PREM 1,004.43
			- - - - -
	HUSS, KERRY		\$ 1,004.43
ACH	BINGHAM, GREGG	Reim Monthly Health Prem	HEALTH PREM 132.25
			- - - - -
	BINGHAM, GREGG		\$ 132.25
ACH	CHARLES, DAVID	Reim Monthly Health Prem	HEALTH PREM 151.00
			- - - - -
	CHARLES, DAVID		\$ 151.00
ACH	ALVARADO, ROSEMARY	Reim Monthly Health Prem	HEALTH PREM 132.25
			- - - - -
	ALVARADO, ROSEMARY		\$ 132.25
ACH	BARELA, GEORGE	Reim Monthly Health Prem	HEALTH PREM 151.00
			- - - - -
	BARELA, GEORGE		\$ 151.00

Check	Payee / Description	Amount
-------	---------------------	--------

ACH	FETZER, ROBERT Reim Monthly Health Prem	HEALTH PREM	754.64
	FETZER, ROBERT	\$	754.64

ACH	BRULE, CHRISTOPHER Reim Monthly Health Prem	HEALTH PREM	226.32
	BRULE, CHRISTOPHER	\$	226.32

ACH	ROOS, JAMES Reim Monthly Health Prem	HEALTH PREM	367.95
	ROOS, JAMES	\$	367.95

ACH	MULLANEY, JOHN Reim Monthly Health Prem	HEALTH PREM	377.32
	MULLANEY, JOHN	\$	377.32

ACH	VALENZUELA, DANIEL Reim Monthly Health Prem	HEALTH PREM	603.64
	VALENZUELA, DANIEL	\$	603.64

ACH	PACE, BRIAN Reim Monthly Health Prem	HEALTH PREM	426.72
	PACE, BRIAN	\$	426.72

ACH	KING, JOSEPH Reim Monthly Health Prem	HEALTH PREM	151.00
	KING, JOSEPH	\$	151.00

ACH	VILLALOBOS, HECTOR Reim Monthly Health Prem	HEALTH PREM	226.32
	VILLALOBOS, HECTOR	\$	226.32

ACH	BAXTER, KATHLEEN Reim Monthly Health Prem	HEALTH PREM	226.32
	BAXTER, KATHLEEN	\$	226.32

ACH	PENMAN, DAVID Reim Monthly Health Prem	HEALTH PREM	603.64
	PENMAN, DAVID	\$	603.64

ACH	ANGIER, RICHARD Reim Monthly Health Prem	HEALTH PREM	603.64
	ANGIER, RICHARD	\$	603.64

ACH	MERRILL, DEBORAH Reim Monthly Health Prem	HEALTH PREM	132.25
-----	--	-------------	--------



Check		Payee / Description	Amount
		MERRILL, DEBORAH	\$ 132.25
ACH	O'DEA, KRISTINE	Reim Monthly Health Prem	HEALTH PREM 141.63
	O'DEA, KRISTINE		\$ 141.63
ACH	OAKDEN, LISA	Reim Monthly Health Prem	HEALTH PREM 754.64
	OAKDEN, LISA		\$ 754.64
ACH	LAUGHLIN, JOHN	Reim Monthly Health Prem	HEALTH PREM 151.00
	LAUGHLIN, JOHN		\$ 151.00
ACH	HUGHBANKS, ROGER	Reim Monthly Health Prem	HEALTH PREM 226.32
	HUGHBANKS, ROGER		\$ 226.32
ACH	SPENDLOVE, DANNY	Reim Monthly Health Prem	HEALTH PREM 141.63
	SPENDLOVE, DANNY		\$ 141.63
ACH	HOULIHAN, JESSE	Reim Monthly Health Prem	HEALTH PREM 367.95
	HOULIHAN, JESSE		\$ 367.95
ACH	HERNANDEZ, DELIA	Reim Monthly Health Prem	HEALTH PREM 226.32
	HERNANDEZ, DELIA		\$ 226.32
ACH	GUARDIANO, GARY	Reim Monthly Health Prem	HEALTH PREM 141.63
	GUARDIANO, GARY		\$ 141.63
ACH	BARRER, SATURNINO	Reim Monthly Health Prem	HEALTH PREM 377.32
	BARRER, SATURNINO		\$ 377.32
ACH	LACEY, STEVEN	Reim Monthly Health Prem	HEALTH PREM 830.03
	LACEY, STEVEN		\$ 830.03
ACH	REED, RANDALL	Reim Monthly Health Prem	HEALTH PREM 754.64
	REED, RANDALL		\$ 754.64
ACH	RAMIREZ, REBECCA	Reim Monthly Health Prem	HEALTH PREM 377.32



Check		Payee / Description	Amount
		RAMIREZ, REBECCA	\$ 377.32
ACH	RAZAK, HALLA	Reim Monthly Health Prem	HEALTH PREM 151.00
		RAZAK, HALLA	\$ 151.00
ACH	OSBORN, CINDY L	Reim Monthly Health Prem	HEALTH PREM 377.32
		OSBORN, CINDY L	\$ 377.32
ACH	FESTA, GARY	Reim Monthly Health Prem	HEALTH PREM 305.87
		FESTA, GARY	\$ 305.87
ACH	DELGADO, FLOR MARIA	Reim Monthly Health Prem	HEALTH PREM 151.00
		DELGADO, FLOR MARIA	\$ 151.00
ACH	GROENVELD, NELLETJE	Reim Monthly Health Prem	HEALTH PREM 226.32
		GROENVELD, NELLETJE	\$ 226.32
ACH	BATONGMALAQUE, CHARLIE L	Reim Monthly Health Prem	HEALTH PREM 358.64
		BATONGMALAQUE, CHARLIE L	\$ 358.64
ACH	BOBBITT, JOHN	Reim Monthly Health Prem	HEALTH PREM 151.00
		BOBBITT, JOHN	\$ 151.00
ACH	NEIGHBORS, CLAUDIA	Reim Monthly Health Prem	HEALTH PREM 141.63
		NEIGHBORS, CLAUDIA	\$ 141.63
ACH	CHENG, TINA Y	Reim Monthly Health Prem	HEALTH PREM 132.25
		CHENG, TINA Y	\$ 132.25
ACH	JACKSON, PATRICIA M	Reim Monthly Health Prem	HEALTH PREM 141.63
		JACKSON, PATRICIA M	\$ 141.63
ACH	GIBSON, CONSTANCE A	Reim Monthly Health Prem	HEALTH PREM 151.00
		GIBSON, CONSTANCE A	\$ 151.00
ACH	GU, JASON		

Check	Payee / Description	Amount
	Reim Monthly Health Prem	141.63
	GU, JASON	141.63
ACH	SCHERCK, JOHN	
	Reim Monthly Health Prem	378.11
	SCHERCK, JOHN	378.11
ACH	BUCHANAN, JAMES S	
	Reim Monthly Health Prem	151.00
	BUCHANAN, JAMES S	151.00
ACH	LUCAS, LARRY	
	Reim Monthly Health Prem	151.00
	LUCAS, LARRY	151.00
ACH	LOPEZ, MARK A	
	Reim Monthly Health Prem	377.32
	LOPEZ, MARK A	377.32
ACH	SANTA CRUZ, VICTOR	
	Reim Monthly Health Prem	594.34
	SANTA CRUZ, VICTOR	594.34
ACH	TRAUGOTT, JEFFREY P	
	Reim Monthly Health Prem	141.63
	TRAUGOTT, JEFFREY P	141.63
ACH	RIVERA, VINCENT J	
	Reim Monthly Health Prem	283.25
	RIVERA, VINCENT J	283.25
ACH	DOAN, KHANH V	
	Reim Monthly Health Prem	754.64
	DOAN, KHANH V	754.64
ACH	ARGUELLES, ALEX	
	Reim Monthly Health Prem	830.03
	ARGUELLES, ALEX	830.03
ACH	PROCTOR, CRAIG	
	Reim Monthly Health Prem	603.64
	PROCTOR, CRAIG	603.64
ACH	STONE, VICTORIA L	
	Reim Monthly Health Prem	603.64
	STONE, VICTORIA L	603.64



Check	Payee / Description	Amount
ACH	KREIMEYER, CARL L Reim Monthly Health Prem	HEALTH PREM 377.32
	KREIMEYER, CARL L	\$ 377.32
ACH	CHAVEZ, NESTOR Reim Monthly Health Prem	HEALTH PREM 377.32
	CHAVEZ, NESTOR	\$ 377.32
ACH	CUNNINGHAM, RICHARD A Reim Monthly Health Prem	HEALTH PREM 141.63
	CUNNINGHAM, RICHARD A	\$ 141.63
ACH	MYERS, ALAN R Reim Monthly Health Prem	HEALTH PREM 151.00
	MYERS, ALAN R	\$ 151.00
ACH	MCCHRISTY, KAREN Reim Monthly Health Prem	HEALTH PREM 141.63
	MCCHRISTY, KAREN	\$ 141.63
ACH	ROSALES, TIMOTEO P Reim Monthly Health Prem	HEALTH PREM 754.64
	ROSALES, TIMOTEO P	\$ 754.64
ACH	PELLY, GARY Reim Monthly Health Prem	HEALTH PREM 137.02
	PELLY, GARY	\$ 137.02
ACH	ROBISON, JOHN Reim Monthly Health Prem	HEALTH PREM 151.00
	ROBISON, JOHN	\$ 151.00
ACH	DELZER, HARLAN D Reim Monthly Health Prem	HEALTH PREM 283.25
	DELZER, HARLAN D	\$ 283.25
ACH	OAKDEN, SCOTT A Reim Monthly Health Prem	HEALTH PREM 603.64
	OAKDEN, SCOTT A	\$ 603.64
ACH	HEIN, DAVID J Reim Monthly Health Prem	HEALTH PREM 141.63
	HEIN, DAVID J	\$ 141.63
ACH	VALENCIA, CHRISTINA Reim Monthly Health Prem	HEALTH PREM 226.32
	VALENCIA, CHRISTINA	\$ 226.32



Check Payee / Description	Amount
---------------------------	--------

ACH	FRESQUEZ, ADRIAN			
	Reim Monthly Health Prem	HEALTH PREM		377.32
				-
	FRESQUEZ, ADRIAN	\$		377.32

ACH	SARMIENTO, JESSICA			
	Reim Monthly Health Prem	HEALTH PREM		226.32
				-
	SARMIENTO, JESSICA	\$		226.32

ACH	VANBREUKELEN, ALBERT			
	Reim Monthly Health Prem	HEALTH PREM		151.00
				-
	VANBREUKELEN, ALBERT	\$		151.00

ACH	O'BRIEN, MICHELLE			
	Reim Monthly Health Prem	HEALTH PREM		227.11
				-
	O'BRIEN, MICHELLE	\$		227.11

ACH	AVILA, GLORIA			
	Reim Monthly Health Prem	HEALTH PREM		226.32
				-
	AVILA, GLORIA	\$		226.32

ACH	MALKANI, SURESH			
	Reim Monthly Health Prem	HEALTH PREM		377.32
				-
	MALKANI, SURESH	\$		377.32

ACH	JONES, ALLAN D			
	Reim Monthly Health Prem	HEALTH PREM		226.32
				-
	JONES, ALLAN D	\$		226.32

ACH	NORIEGA, MANUAL			
	Reim Monthly Health Prem	HEALTH PREM		226.32
				-
	NORIEGA, MANUAL	\$		226.32

ACH	KLING, WANDA			
	Reim Monthly Health Prem	HEALTH PREM		377.32
				-
	KLING, WANDA	\$		377.32

ACH	MEDEIROS, SHAWN			
	Reim Monthly Health Prem	HEALTH PREM		830.03
				-
	MEDEIROS, SHAWN	\$		830.03

ACH	WITTE, ANGELA			
	Reim Monthly Health Prem	HEALTH PREM		141.63
				-
	WITTE, ANGELA	\$		141.63

ACH	MORGAN-PERALES, LISA			
	Reim Monthly Health Prem	HEALTH PREM		226.32
				-

Check		Payee / Description	Amount
		MORGAN-PERALES, LISA	\$ 226.32
ACH		DELGADO-ORAMAS III, JOSE M	
		Reim Monthly Health Prem	HEALTH PREM 830.03
		DELGADO-ORAMAS III, JOSE M	\$ 830.03
ACH		GLAZIER, JONATHAN	
		Reim Monthly Health Prem	HEALTH PREM 151.00
		GLAZIER, JONATHAN	\$ 151.00
ACH		REYES, RAYMOND G	
		Reim Monthly Health Prem	HEALTH PREM 226.32
		REYES, RAYMOND G	\$ 226.32
ACH		COUNTY SANITATION DISTRICTS	
		21/22 Wastewater Trtmt Surchg	39650 5,670.24
		22/23-3rd QTR Wstwr Trtmt Surchg	1881662 22/23 1,536,761.00
		COUNTY SANITATION DISTRICTS	\$ 1,542,431.24
ACH		FISHER SCIENTIFIC	
		VOCARB 3000 TRAP U SHAPED	1237836 689.75
		Funnels	1278740 202.80
		Electrode,Plunger	1201150 1,112.22
		PIPET DISP 5 3/4 IN 1440/CS	1033860 148.59
		FISHER SCIENTIFIC	\$ 2,153.36
ACH		ROYAL INDUSTRIAL SOLUTIONS	
		32PT DC IO/RELAY MO	6441-1078088 1,188.69
		ROYAL INDUSTRIAL SOLUTIONS	\$ 1,188.69
ACH		UNIVAR SOLUTIONS USA INC	
		12,275 SOD BISULFITE 25% BULK TECH	51018224 8,352.41
		UNIVAR SOLUTIONS USA INC	\$ 8,352.41
ACH		PETE'S ROAD SERVICE	
		Towing Svcs	23-0654071-00 234.38
		PETE'S ROAD SERVICE	\$ 234.38
ACH		GRAINGER INC	
		Cavity Pumps	9648035427 4,025.37
		Absorbent Pads,Marking Paints,Strainer S	9648128354 1,635.99
		GRAINGER INC	\$ 5,661.36
ACH		CDM SMITH INC	
		EN19024-2/5-3/4 Prof Svcs	90173449 12,275.45
		CDM SMITH INC	\$ 12,275.45
ACH		TELEDYNE ISCO	
		REPL PUMP ASSY KB 5800 replacement Y pum S020592117	1,660.69



Check	Payee / Description	Amount
	REPL PUMP ASSY KB 5800 replacement Y pum S020593143	3,313.83
	TELEDYNE ISCO	\$ 4,974.52
ACH	MCCROMETER INC	
	BRACKET WALL MOUNT, UPPER CLAMP, LOWER C 591408	10,451.00
	MCCROMETER INC	\$ 10,451.00
ACH	ALFA LAVAL INC	
	RP-2 E and West Labor 284752236	37,224.00
	ALFA LAVAL INC	\$ 37,224.00
ACH	MPS SECURITY	
	Feb 2023 RP1 Standing Guard Service 2779	5,868.72
	MPS SECURITY	\$ 5,868.72
ACH	CASC ENGINEERING AND CONSULTIN	
	Project Manager: Liz Munoz EN0000000043 0048386	910.00
	CASC ENGINEERING AND CONSULTIN\$	910.00
ACH	ATMAA INC	
	RP1-3/3 Analysis Reduced Sulfur Compound 39120	240.00
	ATMAA INC	\$ 240.00
ACH	HACH COMPANY	
	DPD TOTAL BULK DISPENSER + POWDER *UNITP 13512488	230.26
	HACH COMPANY	\$ 230.26
ACH	ROBERT HALF MANAGEMENT RESOURC	
	Mahdian, M-WE 3/10/23 61685685	2,622.00
	Samore, J-WE 3/17/23 61747388	4,060.00
	Chen, R-WE 3/10/23 61692003	3,370.00
	Samore, J-WE 3/24/23 61768015	3,842.50
	ROBERT HALF MANAGEMENT RESOURC\$	13,894.50
ACH	CS-AMSCO	
	VALVE, PLUG 8" FLANGED (GEAR OPERATED 18514	3,435.32
	CS-AMSCO	\$ 3,435.32
ACH	STANTEC CONSULTING INC	
	EN22020 Philadelphia Lift Station Pump U 2058166	9,388.80
	EN23123 RP-4 Outfall Valve Replacement a 2057949	11,128.38
	STANTEC CONSULTING INC	\$ 20,517.18
ACH	RSD	
	RP1-manometer and pressure witch tester 55386925-00	544.90
	PLEATED FILTER 55386831-00	701.32
	RSD	\$ 1,246.22



Check	Payee / Description	Amount
-------	---------------------	--------

ACH	OLIN CORP	
	4,898 Sodium Hypochlorite 12.5	900258483 9,594.95
	4,910.00 Sodium Hypochlorite 12.5	900257699 9,618.46
	1,955 Sodium Hypochlorite 12.5	900257822 9,563.61
	4,968 Sodium Hypochlorite 12.5	900257312 9,732.08
	4,912 Sodium Hypochlorite 12.5	900257700 9,622.38
	4,898 Sodium Hypochlorite 12.5	900258734 9,594.95
	OLIN CORP	\$ 57,726.43

ACH	ALTA FOODCRAFT	
	Coffee, Cocoa, Tea, Stirrers	12304374 486.22
	Coffee, Tea, Cocoa	12304373 263.20
	RP1-Tea, Nestle Cocoa	12304245 117.20
	ALTA FOODCRAFT	\$ 866.62

ACH	GHD INC	
	EN24020-2/24/23 Prof Srvs	380-0029080 12,984.60
	GHD INC	\$ 12,984.60

ACH	EUROFINS EATON ANALYTICAL LLC	
	1/18/23 Water Sample Analysis	3800019493 1,850.00
	1/19/23 Water Sample Analysis	3800019494 2,000.00
	1/19/23 Water Sample Analysis	3800019495 1,850.00
	1/18/23 Water Sample Analysis	3800019492 2,000.00
	11/3/22 Water Sample Analysis	3800019489 1,560.00
	11/3/22 Water Sample Analysis	3800019488 1,560.00
	3/12/23 Water Sample Analysis	3800019516 1,380.00
	1/10/23 Water Sample Analysis	3800019491 25.00
	EUROFINS EATON ANALYTICAL LLC	\$ 12,225.00

ACH	ATKINSON, ANDELSON, LOYA,	
	2/23 General Labor Advice	676079 17,026.74
	ATKINSON, ANDELSON, LOYA,	\$ 17,026.74

ACH	CALIFORNIA WATER TECHNOLOGIES	
	43160 Ferric Chloride Solution DWG Bulk	43672 8,370.06
	RP2-43,740Lbs Ferric Chloride Solution	43695 8,545.22
	CALIFORNIA WATER TECHNOLOGIES	\$ 16,915.28

ACH	MANAGED MOBILE INC	
	03/14/23 Vehicle Service Call/Maintenanc	IN00-0262986 166.17
	03/14/23 Vehicle Service Call/Maintenanc	IN00-0262985 166.17
	03/14/23 Vehicle Service Call/Maintenanc	IN00-0262988 166.17
	03/14/23 Vehicle Service Call/Maintenanc	IN00-0262987 166.17
	Repair Parts/Labor F/Veh 1701	IN00-0262253 166.59
	Repair Parts/Labor F/Veh 1601	IN00-0262252 195.15
		IN00-0262196 183.90
	Repair Parts/Labor F/Veh 2002	IN00-0262198 183.90
	Repair Parts/Labor F/Veh VQUI2101	IN00-0262199 318.90
	MANAGED MOBILE INC	\$ 1,713.12

ACH	PACIFIC COURIERS INC	
-----	----------------------	--

Check	Payee / Description	Amount
	February 2023 Courier Services 23-02-2007	3,074.40
	PACIFIC COURIERS INC \$	3,074.40
ACH	MWH CONSTRUCTORS INC	
	For Professional Services rendered from 2023-30505777	18,384.60
	MWH CONSTRUCTORS INC \$	18,384.60
ACH	NEW MILLENNIUM CONSTRUCTION	
	Double Door Repairs 2633	2,569.85
	NEW MILLENNIUM CONSTRUCTION \$	2,569.85
ACH	DORGAN LEGAL SERVICES LLP	
	2/23 General Labor Advice 710	35.00
	1/23-2/23 General Labor Advice 711	57,147.09
	2/23 General Labor Advice 703	5,197.87
	DORGAN LEGAL SERVICES LLP \$	62,379.96
ACH	PRO-CRAFT CONSTRUCTION INC	
	Professional Services 11/15/2022 22097-8	162.40
	Professional Services 1/18/2023 22097-15	320.00
	PRO-CRAFT CONSTRUCTION INC \$	482.40
ACH	CAPO PROJECTS GROUP LLC	
	EN11039-2/23 Prof Svcs 6690	334.00
	CAPO PROJECTS GROUP LLC \$	334.00
ACH	STAPLES CONTRACT & COMMERCIAL	
	Office Supplies 3533836730	29.30
	Office Supplies 3533836731	29.30
	STAPLES CONTRACT & COMMERCIAL \$	58.60
ACH	DENALI WATER SOLUTIONS LLC	
	RP1-2/23 Biosolids Hauling to IERCF INV439460	20,419.43
	DENALI WATER SOLUTIONS LLC \$	20,419.43
ACH	INFINITE CONTROL SYSTEMS INC	
	March 2023 Monthly Maintenance 5386	4,162.50
	INFINITE CONTROL SYSTEMS INC \$	4,162.50
ACH	WECK LABORATORIES	
	Invoice Summary various jobs 71084	70,469.00
	Trichloropropane W1F0883-	250.00
	WECK LABORATORIES \$	70,719.00
ACH	DIVERSIFIED THERMAL SERVICES I	
	CCWRF-2/23 Maint Contract Svcs S36115	2,541.00
	DIVERSIFIED THERMAL SERVICES IS \$	2,541.00



Check	Payee / Description	Amount
ACH	SO CALIF GAS	
	RP4-2/16-3/20 12811 6Th St 10605111 3/23	38.03
	MntBldg/Whs-2/17-3/21 2604 Walnut St 11726008 3/23	851.22
	TP1- 2/17-3/21 2564 Walnut St 06576432 3/23	142.73
		- - - - -
	SO CALIF GAS \$	1,031.98
ACH	SHELL ENERGY NORTH AMERICA LP	
	RP1/RP2/RP5/CCWRP-2/1-2/28 Power Usage 202302	245,369.38
		- - - - -
	SHELL ENERGY NORTH AMERICA LP \$	245,369.38
ACH	BENEFIT COORDINATORS CORPORATI	
	3/23 LTD,Agency Pd Life,Employee Pd Life 12456	17,339.90
		- - - - -
	BENEFIT COORDINATORS CORPORATIS	17,339.90
ACH	WESTERN DENTAL PLAN	
	3/23 Agency Dental Plan 210570	2,004.32
		- - - - -
	WESTERN DENTAL PLAN \$	2,004.32
ACH	COLONIAL LIFE & ACCIDENT INSUR	
	4/23 Disability,Cancer,Universal/Term Li 7274194040177	229.57
		- - - - -
	COLONIAL LIFE & ACCIDENT INSURS	229.57
ACH	WEX HEALTH INC	
	February 2023 Admin Fees 0001686726-IN	285.00
		- - - - -
	WEX HEALTH INC \$	285.00
ACH	BENEFIT COORDINATORS CORPORATI	
	Dental Insurance March 23 210570	21,590.00
		- - - - -
	BENEFIT COORDINATORS CORPORATIS	21,590.00
ACH	LEGALSHIELD	
	3/23 Employee Prepaid Legal Services 2023	285.10
		- - - - -
	LEGALSHIELD \$	285.10
ACH	SCOTT, STACEY	
	1/14-4/14 You Exec Subscription 1/14-4/14YOU	126.14
		- - - - -
	SCOTT, STACEY \$	126.14
ACH	CATALAN, JOSE L	
	MlgReim-10/26 CWEA Training-Catalan, J MLG 10/26	55.63
	MlgReim-12/21 Backflow Class-Catalan, J MLG 12/9	41.88
	MlgReim-1/18 Backflow Test-Catalan, J MLG 1/18	32.75
		- - - - -
	CATALAN, JOSE L \$	130.26
ACH	TROTT, MEGAN	
	Trott,M-ExpRpt-2/20-2/24 Membrane Techno 2/20-2/24 MMB	209.70
		- - - - -
	TROTT, MEGAN \$	209.70



Check Payee / Description	Amount
---------------------------	--------

ACH	TULE, MARCO		
	MlgReim-12/7 Meeting-Tule, M	MLG 12/7	29.00
	MlgReim-1/23 Meetings-Tule, M	MLG 1/23	143.12
	MlgReim-12/22 Meetings-Tule, M	MLG 12/22	85.81
			-
	TULE, MARCO	\$	257.93

ACH	FISHER SCIENTIFIC		
		1278739	851.34
			-
	FISHER SCIENTIFIC	\$	851.34

ACH	HARRINGTON INDUSTRIAL PLASTICS		
	1" VALVE RELIEF T PVC PTFE	012M3562	2,100.03
	SBLfStn-Relief Valve Reversal	012J6974CR	1,083.76
			-
	HARRINGTON INDUSTRIAL PLASTICS	\$	1,016.27

ACH	UNIVAR SOLUTIONS USA INC		
	11,060 Sodium Bisulfite 25%	51031612	7,525.68
	RP1- 11,930 Sodium Bisulfite	51032846	8,117.67
	CCWRF 11,965 Sodium Bisulfate	51031613	8,141.48
			-
	UNIVAR SOLUTIONS USA INC	\$	23,784.83

ACH	AIRGAS USA LLC		
	Lab-126 CCF Argon Microbulk	9136321491	1,029.31
	RP2- 8 CL Nitrogen	9136191222	103.87
	RP1-Propane Ind bulk	9136390189	836.39
			-
	AIRGAS USA LLC	\$	1,969.57

ACH	CAROLLO ENGINEERS		
	EN22044.00 RP-1 Thickening Building & Ac FB34431		163,182.00
			-
	CAROLLO ENGINEERS	\$	163,182.00

ACH	INLAND EMPIRE REGIONAL		
	11/22 PCard reimbursement to RCA	11/22 USB REI	337.59
	09/22 PCard reimbursement to RCA	09/22 USB REI	500.00
	10/22 PCard reimbursement to RCA	10/22 USB REI	4,104.53
			-
	INLAND EMPIRE REGIONAL	\$	4,942.12

ACH	PLUMBERS DEPOT INC		
	RP1-Plumbing Service Call	PD-53255	171.43
			-
	PLUMBERS DEPOT INC	\$	171.43

ACH	ROBERT HALF MANAGEMENT RESOURC		
	Reyes,G-WE 3/17/23	61727436	3,654.00
	Day,O-WE 3/17/23	61737634	2,850.00
	Olivares,J-WE 3/17/23	61737646	2,290.75
			-
	ROBERT HALF MANAGEMENT RESOURC	\$	8,794.75

ACH	U S BANK		
	*4246044555646425 3/23	5564-6425 3/2	286,034.65
			-

Check Payee / Description	Amount
---------------------------	--------

U S BANK	\$	286,034.65
----------	----	------------

ACH	OLIN CORP		
	4,896 Sodium Hypochlorite 12.5	900259638	9,591.04
	4,920 Sodium Hypochlorite 12.5	900258930	9,638.05
	4,908 Sodium Hypochlorite 12.5	900259017	9,614.55
	4,880 Sodium Hypochlorite 12.5	900258929	9,559.69
			-
			-
	OLIN CORP	\$	38,403.33

ACH	US BANK VOYAGER FLEET SYSTEMS		
	3/23 Gasoline f/Agency Vehicles	8693150932312	5,006.21
			-
			-
	US BANK VOYAGER FLEET SYSTEMS	\$	5,006.21

ACH	SIEMENS INDUSTRY INC		
	Transmitter	5606423712	2,687.29
	Sitrans, Transducers	5608234451	8,068.32
	Cr Memo for 5604175118 - Radar Level Tra	5431289156	3,139.62
			-
			-
	SIEMENS INDUSTRY INC	\$	7,615.99

ACH	CALIFORNIA WATER TECHNOLOGIES		
	RP1-43,680Lbs Ferric Chloride Solution	43693	8,679.55
	CCWRF-18,110.52 Lbs Ferric Chloride	43704	8,650.72
			-
			-
	CALIFORNIA WATER TECHNOLOGIES	\$	17,330.27

ACH	PRIORITY BUILDING SERVICES LLC		
	Feb 2023 Monthly Janitorial Services	87124	20,389.06
	January 2023 Monthly Janitorial Services	86759	20,389.06
			-
			-
	PRIORITY BUILDING SERVICES LLC	\$	40,778.12

ACH	TRANSENE COMPANY INC		
	Buffer Solution	216765	249.44
			-
			-
	TRANSENE COMPANY INC	\$	249.44

ACH	AMTEC		
	Bratton, Z-WE3/26/23	74284	1,095.00
			-
			-
	AMTEC	\$	1,095.00

ACH	DIVERSIFIED THERMAL SERVICES I		
	RP4-3/14 Maint Contract Svcs	S36614	5,102.00
			-
			-
	DIVERSIFIED THERMAL SERVICES IS		5,102.00

ACH	INTEGRATED PROCESS TECHNOLOGIE		
	Analog Board, Actuator, Control Station	271979A-IN	14,808.09
			-
			-
	INTEGRATED PROCESS TECHNOLOGIES	\$	14,808.09

ACH	BARAJAS, ELIZABETH		
	MlgReim-3/1 On Call Response @RP2	MLG 3/1	41.00
			-
			-
	BARAJAS, ELIZABETH	\$	41.00

Check		Payee / Description	Amount	
ACH		QIAN, MENG		
		MlgReim-3/16 Call Out-Qian,Meng	MLG 3/16	7.47
				- - - - -
		QIAN, MENG	\$	7.47
ACH		EMPOWER RETIREMENT		
		P/R 06 3/27/23 Deferred Comp	HR 0113200	91,749.20
				- - - - -
		EMPOWER RETIREMENT	\$	91,749.20

Grand Total Payment Amount: \$	18,184,804.57
--------------------------------	---------------



## Attachment 2D

Vendor Wires  
(excludes Payroll)

Check Payee / Description	Amount
---------------------------	--------

Wire	PUBLIC EMPLOYEES RETIREMENT SY			
	P/R 4 2/24 Adj	P/R 4 2/24 AD		3.52
	P/R 04 2/24/23 PERS	HR 0111700		221,612.83
				-
	PUBLIC EMPLOYEES RETIREMENT SY\$			221,616.35

Wire	PUBLIC EMPLOYEES' RETIREMENT S			
	03/23 Health Ins-Board	17001023 03/2		7,927.35
	03/23 Health Ins-Retirees, Employees	17001020 03/2		335,282.25
				-
	PUBLIC EMPLOYEES' RETIREMENT SS			343,209.60

Wire	STATE DISBURSEMENT UNIT			
	P/R 05 3/10/23	HR 0113100		2,237.18
				-
	STATE DISBURSEMENT UNIT	\$		2,237.18

Wire	EMPLOYMENT DEVELOPMENT DEPARTM			
	P/R DIR 03 3/10/23 Taxes	HR 0112100		418.48
				-
	EMPLOYMENT DEVELOPMENT DEPARTMS			418.48

Wire	EMPLOYMENT DEVELOPMENT DEPARTM			
	P/R 05 03/10/23 Taxes	HR 0113100		75,817.81
	P/R 05 03/10/23 Taxes	HR 0113100		13,933.85
				-
	EMPLOYMENT DEVELOPMENT DEPARTMS			89,751.66

Wire	INTERNAL REVENUE SERVICE			
	P/R 05 3/10/23 Taxes	HR 0113100		424,056.67
				-
	INTERNAL REVENUE SERVICE	\$		424,056.67

Wire	INTERNAL REVENUE SERVICE			
	P/R DIR 03 3/10/23 Taxes	HR 0112100		2,831.38
				-
	INTERNAL REVENUE SERVICE	\$		2,831.38

Wire	PUBLIC EMPLOYEES RETIREMENT SY			
	P/R 5 3/10 Adj	P/R 5 3/10 AD		0.02
	P/R 05 3/10/23 PERS	HR 0113100		223,526.28
				-
	PUBLIC EMPLOYEES RETIREMENT SY\$			223,526.26

Wire	PUBLIC EMPLOYEES RETIREMENT SY			
	P/R 06 3/24/23 PERS	HR 0113200		220,442.18
				-
	PUBLIC EMPLOYEES RETIREMENT SY\$			220,442.18

Wire	STATE BOARD OF EQUALIZATION			
	2/23 Sales Tax Deposit	23784561 2/23		15,171.00
				-
	STATE BOARD OF EQUALIZATION	\$		15,171.00

Wire	STATE DISBURSEMENT UNIT			
	P/R 06 3/24/23	HR 0113200		2,237.18
				-
	STATE DISBURSEMENT UNIT	\$		2,237.18

Check Payee / Description	Amount
---------------------------	--------

Wire	EMPLOYMENT DEVELOPMENT DEPARTM			
	P/R 06 03/24/23 Taxes	HR	0113200	66,249.46
	P/R 06 03/24/23 Taxes	HR	0113200	13,104.59
				- - - - -
	EMPLOYMENT DEVELOPMENT DEPARTMS			79,354.05

Wire	INTERNAL REVENUE SERVICE			
	P/R 06 3/24/23 Taxes	HR	0113200	384,816.66
				- - - - -
	INTERNAL REVENUE SERVICE		\$	384,816.66

Grand Total Payment Amount: \$ 2,009,668.65



## Attachment 2E

Payroll-Net Pay-Directors

# INLAND EMPIRE UTILITIES AGENCY

## Ratification of Board of Directors

**Payroll for March 10 ,2023**  
**Presented at Board Meeting on May 17, 2023**

DIRECTOR NAME	GROSS PAYROLL	NET PAYROLL
Jasmin Hall	\$3,403.57	\$2,110.18
Marco A. Tule	\$4,165.58	\$1,790.93
Michael Camacho	\$5,362.06	\$1,695.10
Steven J. Elie	\$5,362.06	\$1,681.55
Paul Hofer	\$0.00	\$0.00
<b>TOTALS</b>	<b>\$18,293.27</b>	<b>\$7,277.76</b>

	Count	Amount
TOTAL EFTS PROCESSED	4	\$7,277.76
TOTAL CHECKS PROCESSED	0	\$0.00
CHECK NUMBERS USED	N/A	

**DIRECTOR PAYSHEET  
IEUA/MWD  
SAWPA (alternate)  
1 of 2**

MICHAEL CAMACHO  
EMPLOYEE NO.: 1140  
ACCOUNT NO.: 10200-120100-100000-501010  
**FEBRUARY 2023**

DATE	TYPE OF MEETING	ATTENDANCE	TOTAL COMPENSATION
2/1/2023	IEUA – IEUA Board Workshop/Meeting In-Person	Yes	\$260.00
2/1/2023	IEUA- MWD Board Vice Chair Coordination via Zoom	Yes (same day)	\$0.00
2/3/2023	IEUA - Meeting w/John Hanula Re: MWD Water Issues	Yes	\$260.00
2/7/2023	IEUA - Meeting w/Peter Whittingham in Claremont	Yes	\$260.00
2/8/2023	IEUA – IEUA Community & Legislative Affairs Committee Meeting and Engineering, Operations, & Water Resources Committee Meeting In-person	Yes	\$260.00
2/8/2023	IEUA - RP-5 Tour w/Santa Margarita Water District Board President Frank Ury	Yes (same day)	\$0.00
2/9/2023	IEUA - Joint Inland and Orange County Caucus Meeting Conference Call	Yes	\$260.00
2/9/2023	IEUA – MWDOC Water Policy Forum & Dinner In-Person	Yes (same day)	\$0.00
2/10/2023	MWD - Special Engineering, Operations, and Technology Committee Meeting via Zoom	Yes	\$260.00
2/12/2023	MWD - MWD Dinner at Board Retreat In-Person	Yes	\$260.00
2/13/2023	MWD - Committee Meeting and Board Meetings In-person	Yes	\$260.00
2/13/2023	MWD - MWD Board Retreat Day 1 In-Person	Yes (same day)	\$0.00
2/14/2023	MWD - MWD Board Retreat Day 2 In-Person	Yes	\$260.00
2/15/2023	IEUA – IEUA Board Meeting In-Person	Yes	\$260.00
2/24/2023	IEUA- MWD Lower Colorado Inspection Trip	Yes (10 mtgs max)	\$0.00
2/25/2023	IEUA- MWD Lower Colorado Inspection Trip	Yes (10 mtgs max)	\$0.00
2/26/2023	IEUA-MWD Lower Colorado Inspection Trip	Yes (10 mtgs max)	\$0.00



**DIRECTOR PAYSHEET****IEUA/MWD****SAWPA (alternate)****2 of 2**

2/27/2023	IEUA- Review of Bills w/Vice President Elie, Director Camacho, WCA and IEUA Staff via MS Teams	Yes (10 mtgs max)	\$0.00
2/28/2023	MWD - Committee Meetings via Zoom	Yes (10 mtgs max)	\$0.00

Director's Signature



Michael Camacho, Director

  
#1458

Approved by: Shivaji Deshmukh

<b>TOTAL REIMBURSEMENT</b>	<b>\$2,600.00</b>
<b>TOTAL MEETINGS ATTENDED</b>	<b>19</b>
<b>TOTAL MEETINGS PAID</b>	<b>10</b>

**NOTE:****IEUA/MWD/IERCA**

*Up to 10 days of service per month per Ordinance No. 107, including MWD meetings at \$260.00 (eff. 07/01/19). IEUA pays both primary and alternate for attendance.*

**SAWPA**

*Up to 10 days of service per month per Ordinance No. 107 (i.e., \$20.00 – difference between SAWPA (\$240.00 (eff. 2/2022) and Agency meetings \$260.00 (eff. 7/01/19), including MWD meetings. SAWPA pays both primary and alternate for attendance, including mileage.*

**DIRECTOR PAYSHEET**  
**IEUA/CBWM/CBWB/CDA**  
**Regional Policy Cte (alternate)**  
**1 of 2**

STEVEN J. ELIE  
 EMPLOYEE NO.: 1175  
 ACCOUNT NO.: 10200-120100-100000-501010

**FEBRUARY 2023**

DATE	TYPE OF MEETING	ATTENDANCE	TOTAL COMPENSATION
2/1/2023	IEUA - Good Morning Ontario: Featuring SB County Supervisor Curt Hagman In-Person	Yes (same day)	\$0.00
2/1/2023	IEUA - IEUA Board Workshop/Meeting In-Person	Yes	\$260.00
2/2/2023	IEUA - Chino Basin Desalter Authority Board Meeting via Zoom	Yes	\$260.00
2/7/2023	IEUA - WaterNow Alliance Monthly Conference Call via Zoom	Yes (same day)	\$0.00
2/7/2023	IEUA - NWRI Officers Committee via Zoom	Yes	\$260.00
2/8/2023	IEUA - IEUA Active Shooter Training In-Person	Yes (same day)	\$0.00
2/8/2023	IEUA - IEUA Community & Legislative Affairs Committee Meeting In-Person	Yes	\$260.00
2/8/2023	IEUA - NWRI Board of Directors Meeting via Zoom	Yes (same day)	\$0.00
2/8/2023	IEUA - Chino Valley Fire District Board Meeting In-Person	Yes (same day)	\$0.00
2/9/2023	IEUA - Meeting with CBWCD Director Kati Parker	Yes (decline payment)	\$0.00
2/9/2023	IEUA - MWDOC Water Policy Forum & Dinner	Yes	\$260.00
2/10/2023	IEUA - Meeting with Montclair Councilmember Corysa Martinez and MVWD Board Member Manny Martinez	Yes	\$260.00
2/15/2023	IEUA – IEUA Board Meeting In-Person	Yes	\$260.00
2/23/2023	IEUA - Urban Water Institute In-Person	Yes	\$260.00
2/27/2023	IEUA - Review of Bills w/Director Camacho, WCA and IEUA Staff via MS Teams	Yes	\$260.00
2/28/2023	IEUA - Chino Valley Mayor's Prayer Breakfast In-Person	Yes (decline payment)	\$0.00

**DIRECTOR PAYSHEET**  
**IEUA/CBWM/CBWB/CDA**  
**Regional Policy Cte (alternate)**  
**2 of 2**

2/28/2023	IEUA - Silent Auction Donation Dropoff at Chino Valley Fire Foundation	Yes	\$260.00
-----------	--	-----	----------

**TOTAL REIMBURSEMENT** \$2,600.00

**TOTAL MEETINGS ATTENDED** 17

**TOTAL MEETINGS PAID** 10

Director's Signature



Steven J. Elie, Vice President



Approved by: Shivaji Deshmukh

**NOTE:**

**IEUA**

Up to 10 days of service per month per Ordinance No. 107, including MWD meetings at \$260.00 (eff. 07/01/19). IEUA pays both primary and alternate for attendance.

**CBWM**

Up to 10 days of service per month per Ordinance No. 107, including MWD meetings at \$260.00 (eff. 7/01/19). IEUA pays both primary and alternate for attendance. (i.e., \$135.00 - difference between Watermaster \$125.00 and Agency meetings \$260.00 (eff. 7/01/19). Chino Basin Watermaster does not compensate an alternate Director unless the alternate Director is attending on behalf of an absent primary Director. In accordance to Ordinance No. 98, Section 1, (i) Attendance at any meeting provided for under Sections 1.b,c,e, and f, shall also include payment to both the primary representative and the alternate representative to said body if they both attend said meeting. Record full amount on timesheet for attendance by alternates.

**CDA**

Up to 10 days of service per month per Ordinance No. 107, (i.e., \$120.00 - difference between CDA (\$150 and Agency meetings \$260.00 (eff. 7/01/19), including MWD meetings. CDA pays directly to IEUA. Record full amount on timesheet. CDA pays both primary and alternate for attendance.

**CBWB**

Up to 10 days of service per month per Ordinance No. 107 (i.e., \$160.00 - difference between CBWB (\$100.00 and Agency meetings \$260.00 (eff. 7/01/19)), including MWD meetings. CBWB pays directly to IEUA. Record full amount on timesheet.

**Regional Policy Committee**

Up to 10 days of service per month per Ordinance No. 107, including MWD meetings at \$260.00 (eff. 07/01/19.) IEUA pays Regional Policy Committee members (total amount of \$260.00, should reflect on timesheet).

***\*Decline IEUA portion of CBWM***



**IEUA DIRECTOR PAYSHEET**  
**IEUA\IERCA\SAWPA**  
**1 of 2**

JASMIN A. HALL  
EMPLOYEE NO.: 1256  
ACCOUNT NO.: 10200-120100-100000-501010

**FEBRUARY 2023**

DATE	TYPE OF MEETING	ATTENDANCE	TOTAL COMPENSATION
2/1/2023	IEUA - IEUA Board Workshop/Meeting via MS Teams	Yes	\$260.00
2/2/2023	IEUA - LCW Ethics Training Course	Yes	\$260.00
2/6/2023	IERCA - IERCA Board Meeting via MS Teams	Yes	\$260.00
2/7/2023	SAWPA - SAWPA Commission Meeting via Zoom	Yes (decline payment)	\$0.00
2/7/2023	SAWPA - SAWPA PA 24 Committee Meeting via Zoom	Yes (decline payment)	\$0.00
2/13/2023	IEUA - SCWC - Legislative Task Force Meeting	Yes	\$260.00
2/15/2023	IEUA - IEUA Board Meeting via MS Teams	Yes	\$260.00
2/17/2023	IEUA - CAAWEF Board Meeting via Zoom	Yes	\$260.00
2/21/2023	SAWPA - SAWPA Commission Meeting via Zoom	Yes (decline payment)	\$0.00
2/21/2023	IEUA - Check-In Meeting with GM Deshmukh via MS Teams	Yes (staff)	\$0.00
2/22/2023	IEUA - Meeting w/ Fontana Mayor Pro Tem Cothran, Deputy City Manager Burum, City Manager Ballantyne, and Mike Thornton	Yes	\$260.00
2/22/2023	IEUA - Urban Water Institute Conference In-Person	Yes (same day)	\$0.00
2/23/2023	IEUA - Urban Water Institute Conference In-Person	Yes	\$260.00

**IEUA DIRECTOR PAYSHEET**  
**IEUA\IERCA\SAWPA**  
**2 of 2**

2/23/2023	IEUA - CASA ACE Workgroup Meeting via Zoom	Yes (same day)	\$0.00
2/24/2023	IEUA - Urban Water Institute Conference In-Person	Yes	\$260.00
2/27/2023	IEUA - CASA 2023 Washington D.C. Policy Forum In-Person	Yes	\$260.00
2/28/2023	IEUA - CASA 2023 Washington D.C. Policy Forum In-Person	Yes (10 mtgs max)	\$0.00

**TOTAL REIMBURSEMENT** \$2,600.00

**TOTAL MEETINGS ATTENDED** 17

**TOTAL MEETINGS PAID** 10

Director's Signature



Jasmin A. Hall, Director



Approved by: Shivaji Deshmukh, General Manager

**NOTE:**

**IEUA/IERCA**

Up to 10 days of service per month per Ordinance No. 107, including MWD meetings at \$260.00 (eff. 07/01/19). IEUA pays both primary and alternate for attendance.

**CBWB**

Up to 10 days of service per month per Ordinance No. 107 (i.e., \$160.00 - difference between CBWB (\$100.00 and Agency meetings \$260.00 (eff. 7/01/19)), including MWD meetings. CBWB pays directly to IEUA. Record full amount on timesheet.

**SAWPA**

Up to 10 days of service per month per Ordinance No. 107 (i.e., \$20.00 – difference between SAWPA (\$240.00 (eff. 2/2022) and Agency meetings \$260.00 (eff. 7/01/19), including MWD meetings. SAWPA pays both primary and alternate for attendance, including mileage.

**DIRECTOR PAYSHEET****IEUA/IERCA****1 of 1**

PAUL HOFER

EMPLOYEE NO.: 1349

ACCOUNT NO.: 10200-120100-100000-501010

**FEBRUARY 2023**

DATE	TYPE OF MEETING	ATTENDANCE	TOTAL COMPENSATION
2/15/2023	IEUA - IEUA Board Meeting via MS Teams	Yes	\$0.00

**TOTAL REIMBURSEMENT** \$0.00**TOTAL MEETINGS ATTENDED** 1**TOTAL MEETINGS PAID** 0**NOTE:**

IEUA/IERCA

Up to 10 days of service per month per Ordinance No. 107, including MWD meetings at \$260.00 (eff. 07/01/19). IEUA pays both primary and alternate for attendance.

*Director Hofer has waived all stipend payments.*

Director's Signature



Paul Hofer, Director

  
#1458

Approved by:



**DIRECTOR PAYSHEET**  
**IEUA/Regional Policy Cte**  
**IERCA/CBWM/CDA (alternate)**  
**1 of 2**

MARCO TULE  
EMPLOYEE NO.: 1520  
ACCOUNT NO.: 10200-120100-100000-501010

**FEBRUARY 2023**

DATE	TYPE OF MEETING	ATTENDANCE	TOTAL COMPENSATION
2/1/2023	IEUA - IEUA Board Workshop/Meeting In-Person	Yes	\$260.00
2/8/2023	IEUA - IEUA Engineering, Operations & Water Resources Committee Meeting via MS Teams	Yes	\$260.00
2/8/2023	IEUA - Meeting w/MVWD President Rose	Yes (same day)	\$0.00
2/15/2023	IEUA- IEUA Board Meeting In-Person	Yes	\$260.00
2/21/2023	IEUA - Meeting with CBWCD GM Liz Skrzat & GM Deshmukh	Yes	\$260.00
2/23/2023	CBWM - Chino Basin Watermaster Board Meeting via Zoom	Yes (decline payment)	\$0.00
2/24/2023	IEUA- MWD Inspection Trip In-Person	Yes	\$260.00
2/25/2023	IEUA- MWD Inspection Trip In-Person	Yes	\$260.00
2/26/2023	IEUA-MWD Inspection Trip In-Person	Yes	\$260.00
2/28/2023	IEUA -Dinner Meeting with Carlos Goytia (TVMWD) and Gracie Torres (WMWD)	Yes	\$260.00

**TOTAL REIMBURSEMENT** \$2,080.00

**TOTAL MEETINGS ATTENDED** 10

**TOTAL MEETINGS PAID** 8

Director's Signature



Marco Tule, President



Approved by:  
Shivaji Deshmukh, General Manager

**DIRECTOR PAYSHEET**  
**IEUA/Regional Policy Cte**  
**IERCA/CBWM/CDA (alternate)**  
**2 of 2**

**NOTE:**

**IEUA/IERCA**

*Up to 10 days of service per month per Ordinance No. 107, including MWD meetings at \$260.00 (eff. 07/01/19). IEUA pays both primary and alternate for attendance.*

Regional Policy Committee

Up to 10 days of service per month per Ordinance No. 107, including MWD meetings at \$260.00 (eff. 07/01/19.) IEUA pays Regional Policy Committee members (total amount of \$260.00, should reflect on timesheet).

CDA

Up to 10 days of service per month per Ordinance No. 107, (i.e., \$120.00 - difference between CDA (\$150 and Agency meetings \$260.00 (eff. 7/01/19), including MWD meetings. CDA pays directly to IEUA. Record full amount on timesheet. CDA pays both primary and alternate for attendance

CBWM

Up to 10

days of service per month per Ordinance No. 107, including MWD meetings at \$260.00 (eff. 7/01/19). IEUA pays both primary and alternate for attendance. (i.e., \$135.00 - difference between Watermaster \$125.00 and Agency meetings \$260.00 (eff. 7/01/19). Chino Basin Watermaster does not compensate an alternate Director unless the alternate Director is attending on behalf of an absent primary Director. In accordance to Ordinance No. 107, Section 1, (i) Attendance at any meeting provided for under Sections 1.b,c,e, and f, shall also include payment to both the primary representative and the alternate representative to said body if they both attend said meeting. Record full amount on timesheet for attendance by alternates.

## Attachment 2F

Payroll-Net Pay-Employees



Non-Board Members	PP 5 Checks	PP 5 EFTs	PP 6 Checks	PP 6 EFTs	March
NET PAY TO EE	\$0.00	\$961,866.63	\$0.00	\$914,586.37	\$1,876,453.00

# INLAND EMPIRE UTILITIES AGENCY

Payroll for March 10, 2023

Presented at Board Meeting on May 17, 2023

GROSS PAYROLL COSTS			\$1,721,122.82
DEDUCTIONS			(\$759,256.19)
NET PAYROLL			961,866.63
NET PAYROLL BREAKDOWN	CHECKS	EFT	TOTAL
CHECKS USED			
TRANSACTION PROCESSED	0	414	414
AMOUNT	\$0.00	\$961,866.63	<u>\$961,866.63</u>

# INLAND EMPIRE UTILITIES AGENCY

Payroll for March 24, 2023

Presented at Board Meeting on May 17, 2023

GROSS PAYROLL COSTS			\$1,626,615.84
DEDUCTIONS			(\$712,029.47)
NET PAYROLL			914,586.37
NET PAYROLL BREAKDOWN	CHECKS	EFT	TOTAL
CHECKS USED			
TRANSACTION PROCESSED	0	417	417
AMOUNT	\$0.00	\$914,586.37	<u>\$914,586.37</u>





# Report on General Disbursements

Deborah Berry  
Controller  
May 2023

# Staff's Recommendation



- Approve the total disbursements for the month of March 2023 in the amount of \$22,875,439.94.

The Report on General Disbursements is consistent with ***IEUA's Business Goal under Fiscal Responsibility***, specifically safeguarding the Agency's fiscal health to effectively support short-term and long-term needs, while providing the best value for our customers.

**CONSENT  
CALENDAR  
ITEM**

**1C**



**Date:** May 17, 2023

**To:** The Honorable Board of Directors

**Committee:** Finance & Administration

*SD*  
**From:** Shivaji Deshmukh, General Manager

05/10/23

**Staff Contact:** Christiana Daisy, Deputy General Manager

**Subject:** Recharge Basin Cleanup of Illegal Dumping Project Fiscal Year 2022/23 and Total Project Budget Augmentation

---

**Executive Summary:**

In 2021, Inland Empire Utilities Agency (IEUA) initiated the Recharge Basin Cleanup of Illegal Dumping project. The goal is to enhance the maintenance and operation of IEUA's Groundwater Recharge facilities by reducing the amount of litter entering the recharge basins. The project will add netting, booms, and screens to divert and collect litter and add signage to increase public awareness. The modifications will be at Ely Basins 1 and 3, RP-3 Basins, Jurupa Basin, and Turner Basins 1 and 8. The project is scheduled to be completed by November 2023.

On March 2021, the California Department of Resources Recycling and Recovery awarded IEUA \$397,639 to reduce the amount of litter polluting and impacting water resources. Staff is recommending a budget augmentation to align the project budget with available grant funding. The adjustments would increase EN21057's total project cost from \$247,918.85 to \$420,398.00 (\$172,470.15 increase) and increase the Fiscal Year (FY) 2022/23 budget from \$212,450.40 to \$242,450.40 (\$30,000 increase). The project costs would be partially reimbursed with a \$397,639 grant. IEUA's match share towards the project would be \$22,759.

---

**Staff's Recommendation:**

1. Approve a total project budget augmentation for Project No. EN21057 in the amount of \$172,470.15, from \$247,918.85 to \$420,398.00 (70% increase) in the Recharge Water (10300) Fund;
2. Approve a FY 2022/23 project budget augmentation for Project No. EN21057, in the amount of \$30,000, from \$212,450.40 to \$242,450.40 (14% increase); and
3. Authorize the General Manager to approve the budget augmentation.

---

**Budget Impact** *Budgeted (Y/N):* N *Amendment (Y/N):* Y *Amount for Requested Approval:* \$ 172,470

*Account/Project Name:*

EN21057/Recharge Basin Clean up of Illegal Dumping

*Fiscal Impact (explain if not budgeted):*

On March 4, 2021, a grant fund of \$397,639 was awarded to IEUA by the California Department of Resources Recycling and Recovery. IEUA is to provide a minimum match of \$22,759 which is to be cost shared with Chino Basin Watermaster.

---

**Prior Board Action:**

None.

---

**Environmental Determination:**

Categorical Exemption

These maintenance improvements within the Basins comply with the State of California Department of the Fish and Wildlife, Notification No. 1600-2009-0072-R6, dated February 15, 2010, Long Term Routine Maintenance Streambed Alteration Agreement for Existing Facilities.

---

**Business Goal:**

The Recharge Basin Clean up of Illegal Dumping Project is consistent with IEUA's Business Goal of Water Reliability, specifically the Groundwater Recharge objective that IEUA will maximize groundwater recharge projects in the region through strategic, cost-effective partnerships, and development.

---

**Attachments:**

Attachment 1- PowerPoint

# **Attachment 1**





# Recharge Basin Cleanup of Illegal Dumping Project Fiscal Year 2022/23 and Total Project Budget Augmentation Project No. EN21057

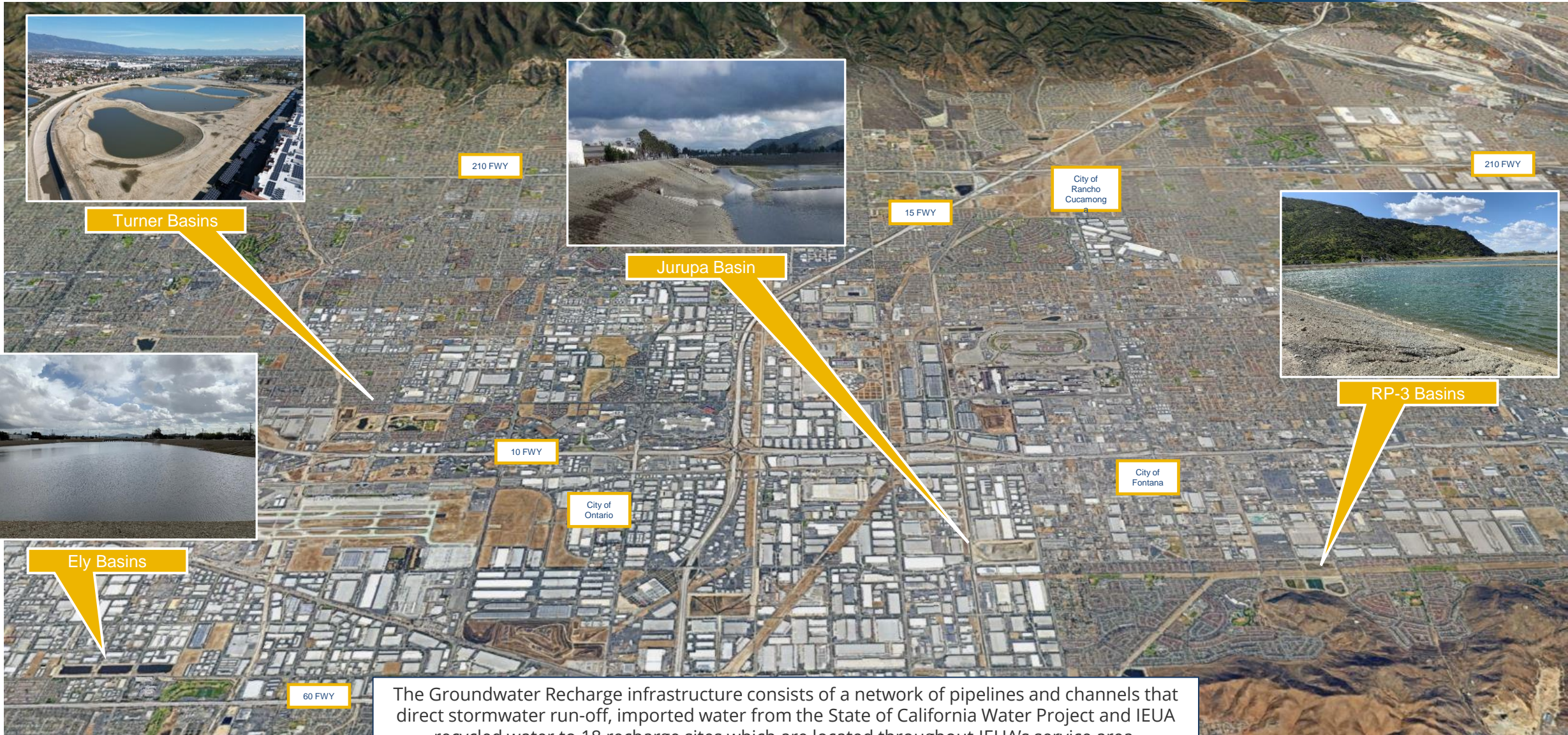
Joel Ignacio, PE

Senior Engineer

May 2023



# Project Overview/Location





# Project Goals/Scope

- Goal: Reduce the amount of litter entering the recharge basins
- Scope: Add netting, booms, and screens to divert and collect litter. Place signage to increase public awareness.



Completed Trash Nets at RP-3



Trash Boom Tested at Jurupa  
Basin



Trash at Turner 1



Trash at Ely 3



Trash at Ely 1



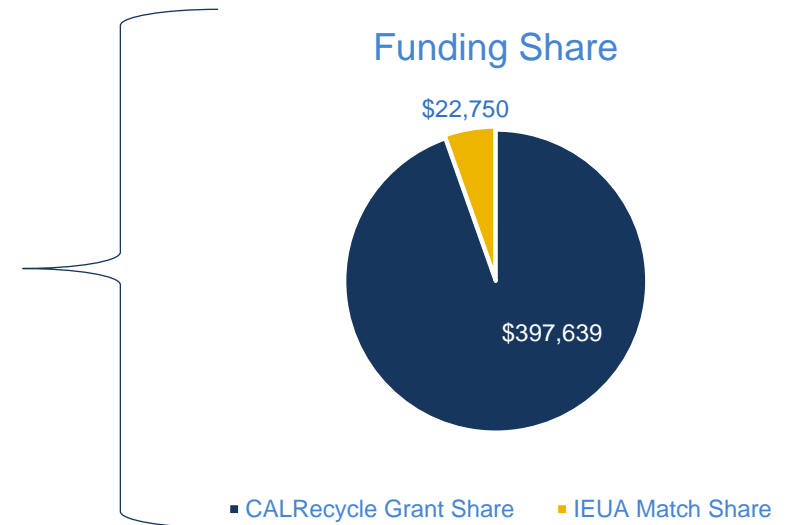
Trash at RP-3



# Project Budget and Schedule

Description	Cost
<b>RP-3 Trash Nets</b>	<b>\$88,221</b>
Contract Amount	\$69,000
Change Orders (4)	\$19,221
<b>Ely Basin 3 Trash Screen</b>	<b>\$53,163</b>
Contract Amount	\$48,330
Contingencies (10%)	\$4,833
<b>Turner Basin 1 &amp; 8 Grate Modification</b>	<b>\$47,850</b>
Contract Amount	\$43,500
Contingencies (10%)	\$4,350
<b>Jurupa/Ely 1 Basin Trash Boom Installation</b>	<b>\$71,500</b>
Contract Amount	\$65,000
Contingencies (10%)	\$6,500
<b>IEUA Support Services/Materials</b>	<b>\$136,905</b>
Support Staff/Inspectors	\$107,699
Materials/Equipment/Contingencies	\$29,206
<b>Permitting Fees &amp; Clean-Up/Signage (IEUA Match Share)</b>	<b>\$22,750</b>
Basin Permits	\$17,000
Manual Trash Removal and Signage	\$5,750
<b>Total Project Cost</b>	<b>\$420,389</b>
Current Total Project Budget	\$247,919
Current Fiscal Year 2022/23 Budget	\$212,450
Current Fiscal Year 2023/24 Budget	\$145,898
<b>Augment Total Project Budget (70% Increase)</b>	<b>\$420,389</b>
<b>Augment Fiscal Year 2022/23 Budget (14% Increase)</b>	<b>\$242,450</b>

Project Milestone	Date
Complete Project	November 2023



# Staff's Recommendation

1. Approve a total project budget augmentation for Project No. EN21057 in the amount of \$172,470.15, from \$247,918.85 to \$420,398.00 (70 % increase) in the Recharge Water (10300) Fund;
2. Approve a FY 2022/23 project budget augmentation for Project No. EN21057, in the amount of \$30,000, from \$212,450.40 to \$242,450.40 (14% increase); and
3. Authorize the General Manager to approve the budget augmentation.

The Project is consistent with **IEUA's Business Goal of Water Reliability**, specifically the Groundwater Recharge objective that IEUA will maximize groundwater recharge projects in the region through strategic, cost-effective partnerships, and development.

**CONSENT  
CALENDAR  
ITEM**

**1D**



**Date:** May 17, 2023

**To:** The Honorable Board of Directors

*SD*  
**From:** Shivaji Deshmukh, General Manager

**Committee:**

**Executive Contact:** Christiana Daisy, Deputy General Manager

**Subject:** Agency-Wide Roofing Replacement Phase IV Construction Contract Award

---

**Executive Summary:**

Regional Water Recycling Plant No.1 (RP-1) Outfall Dechlorination Facilities are located in the City of Chino at Prado Regional Park. The buildings have been in operation since 1975 and 1990. Due to the age of existing buildings, and several leaks that have occurred in recent years, roofing replacements are required. This is the fourth phase of an Agency-wide multi-phase project to replace deficient building roofs. The scope of work for this project includes the removal of an existing roof and decks and the placement of new roofing material, skylights, and mechanical upgrades.

On February 27, 2023, Inland Empire Utilities Agency (IEUA) issued an invitation for bids to the pre-qualified roofing contractors on the under \$2 million list. On March 29, 2023, IEUA received two construction bids. AME Builders, Inc was the lowest, responsive, responsible bidder, with a bid price of \$187,300. The engineer's estimate was \$180,320.

---

**Staff's Recommendation:**

1. Award a construction contract for the Agency-Wide Roofing Phase IV, Project No. FM21005.02, to AME Builders, in the amount of \$187,300; and
2. Authorize the General Manager to execute the construction contract, subject to non-substantive changes.

---

**Budget Impact** *Budgeted (Y/N):* Y *Amendment (Y/N):* N *Amount for Requested Approval:*

*Account/Project Name:*

FM21005.02/Agency Wide Roofing Replacement Phase IV

*Fiscal Impact (explain if not budgeted):*

The project has an approved FY22/23 budget of \$2,093,450 and an approved total project budget of \$6,416,308 in the Administrative (10200) Fund. This action is covered by the approved budget. The funding sources for the project include: property taxes and contributions from other funds.

---

**Prior Board Action:**

None.

---

**Environmental Determination:**

Categorical Exemption

CEQA identifies certain categories of projects as exempt from more detailed environmental review because these categories have been deemed to have no potential for significant impact on the environment. This project qualifies for a Categorical Exemption Class 1 as defined in Section 15301(d) of the State CEQA Guidelines.

---

**Business Goal:**

The Agency-Wide Roofing Phase IV Project is consistent with IEUA's Business Goal of Work Environment, specifically the Staff Safety objective that IEUA will ensure that Agency facilities are well maintained and upgraded to ensure a safe and healthy work environment, exceeding industry best practices in support of achieving the CalOSHA Star Voluntary Protection Program (CAL/VPP) certification.

---

**Attachments:**

Attachment 1 - PowerPoint

Attachment 2 - Construction Contract

# **Attachment 1**





# Agency-Wide Roofing Replacement Phase IV Construction Contract Award

Project No. FM21005.02

Matthew A, Poeske, PE

Senior Engineer

May 2023



# Project Location

**Prado Pump Station (Not part of Project)**

**Dechlorination Building Roofs  
(Project Roofs)**

**Building B –Mechanical (Built Approx. 1975)**

**Building A –Chemicals (Built Approx. 1990)**



# The Project

- Background:

- Roofs constructed in mid 1970's and in 1990's
- Typical roof life of type used is 10-15 years
- Five-year roof replacement program was approved
- Project is Phase IV - requested by Facilities Management

Dechlorination Building



Patch/Install B.U.R  
Remove ACM Mastic



Remove Chicken Wire



Replace Skylight  
Remove ACM Mastic



Paint Metal Flashing



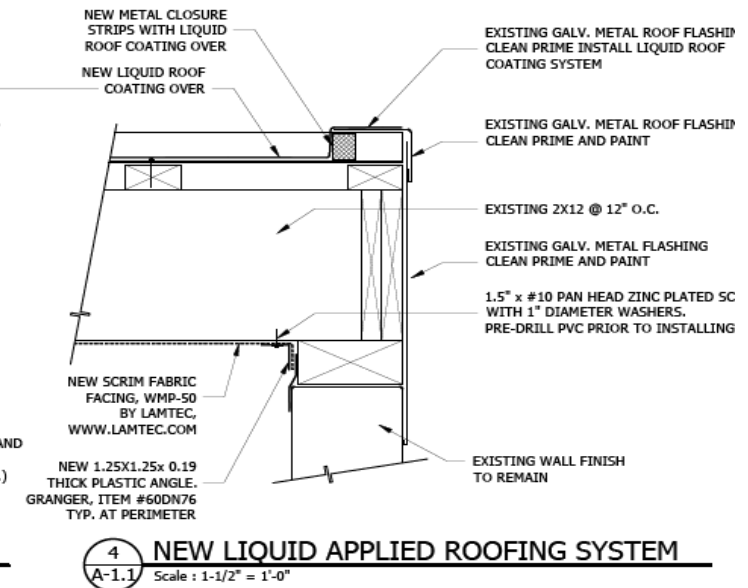
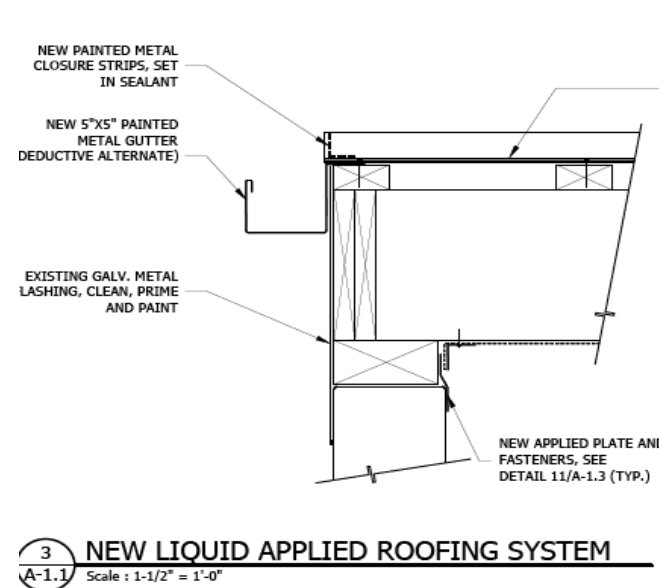
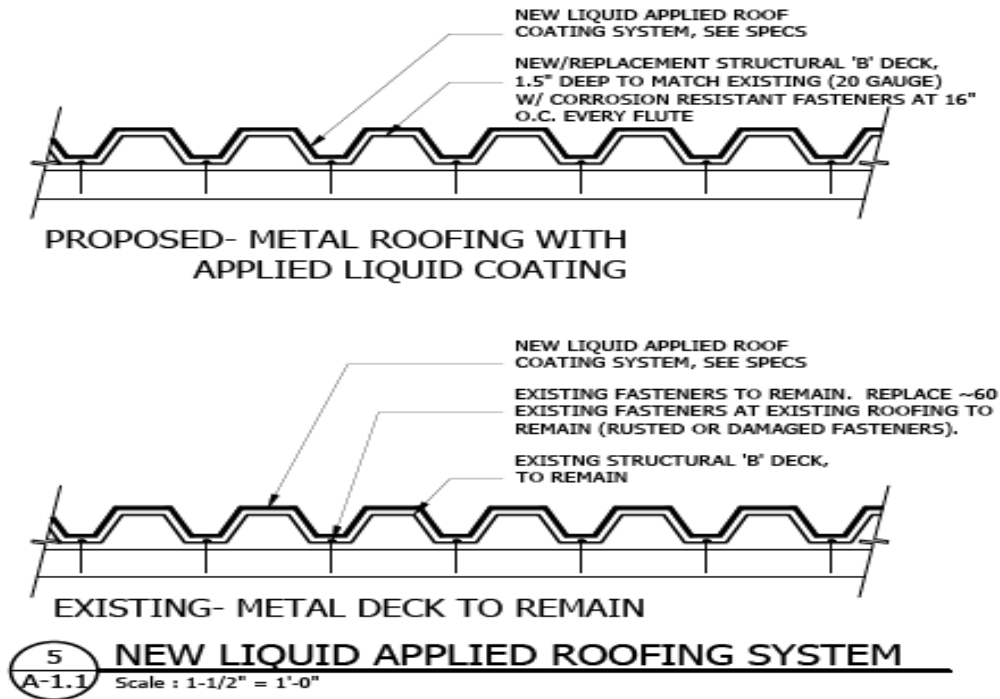
Rusted Corrugated Metal Roof





# The Project: Phase IV

- Roofing Replacement Scope of Work:
  - B Building:** Mastic Roof with Crickets
  - A Building:** Repair/Replace Corrugated Tin Roof
- New Roofs will have more than a 20-year life span, minimum 10-year warranty
- Buildings are in Prado Flood Inundation Zone and will be relocated before roofs wear out



# Contractor Selection

- February 27, 2023: PlanetBids Solicitation Posted  
— 35 calendar days (25 working days)
- April 4, 2023: Two bids was received from pre-qualified contractors
- AME Builders.: Lowest, response, responsible bidder

Bidder's Name	Bid Amount
AME Builders	\$187,300
Rite-Way Roofing Corporation	\$240,164
Engineer's Estimate	\$180,320

# Project Budget and Schedule

Description	Estimated Cost	Project Milestone	Date
<b>Design Services</b>	<b>\$40,000</b>	<b>Construction</b>	
Design Consultant Contracts	\$30,000	Construction Contract Award	May 2023
IEUA Design Services (actuals)	\$10,000	Construction Completion	August 2023
<b>Construction Services</b>	<b>\$30,000</b>		
IEUA Construction Services (~10%)	\$30,000		
<b>Construction</b>	<b>\$207,300</b>		
Construction Contract (this action)	\$187,300		
Contingency (~10%)	\$20,000		
<b>Total Phase IV Project Costs:</b>	<b>\$277,300</b>		
<b>Total Phase I, II, and III:</b>	<b>\$3,244,348</b>		
<b>Total Project Budget:</b>	<b>\$6,416,308</b>		



# Staff's Recommendation

1. Award a construction contract for the Agency-Wide Roofing Phase IV, Project No. FM21005.02, to AME Builders, in the amount of \$187,300; and
2. Authorize the General Manager to execute the construction contract, subject to non-substantive changes.

The Agency-Wide Roofing Phase III Project is consistent with **IEUA's Business Goal of Work Environment**, specifically the Staff Safety objective that IEUA will ensure that Agency facilities are well maintained and upgraded to ensure a safe and healthy work environment, exceeding industry best practices in support of achieving the CalOSHA Star Voluntary Protection Program (CAL/VPP) certification.

# **Attachment 2**

## SECTION D - CONTRACT AND RELEVANT DOCUMENTS

### 1.0 CONTRACT

THIS CONTRACT, made and entered into this 6th day of April, 2023, by and between AME Builders, Inc, hereinafter referred to as "CONTRACTOR," and The Inland Empire Utilities Agency, a Municipal Water District, located in San Bernardino County, California, hereinafter referred to as "IEUA".

#### WITNESSETH:

That for and in consideration of the promises and agreements hereinafter made and exchanged, IEUA and the CONTRACTOR agree as follows:

- A. CONTRACTOR agrees to perform and complete in a workmanlike manner, all Work required under these Bid Documents **FOR Prado Park Dechlorination Building Roofing Rehab, Project No. FM21005.02**, in accordance with the Bid Documents, and to furnish at their own expense, all labor, materials, equipment, tools, and services necessary, except such materials, equipment, and services as may be stipulated in said Bid Documents to be furnished by IEUA, and to do everything required by this Contract and the said Bid Documents.
- B. For furnishing all said labor, materials, equipment, tools, and services, furnishing and removing all plant, temporary structures, tools and equipment, and doing everything required by this Contract and said Bid Documents; also for all loss and damage arising out of the nature of the Work aforesaid, or from the action of the elements, or from any unforeseen difficulties which may arise during the prosecution of the Work until its acceptance by IEUA, and for all risks of every description connected with the Work; also for all expenses resulting from the suspension or discontinuance of Work, except as in the said Bid Documents are expressly stipulated to be borne by IEUA; and for completing the Work in accordance with the requirements of said Bid Documents, IEUA will pay and said CONTRACTOR shall receive, in full compensation therefore, the price(s) set forth in this Contract.
- C. That IEUA will pay the CONTRACTOR progress payments and the final payment, in accordance with the provisions of the Contract Documents, with warrants drawn on the appropriate fund or funds as required, at the prices bid in the Bidding and Contract Requirements, Section C - Bid Forms and accepted by IEUA, and set forth in this below.

Total Bid Price \$ 187,300 (One hundred eighty-seven thousand, three-hundred )  
Dollars.

and 00 (Zero) Cents.



- D.** IEUA hereby employs the CONTRACTOR to perform the Work according to the terms of this Contract for the above-mentioned price(s), and agrees to pay the same at the time, in the manner, and upon the conditions stipulated in the said Bid Documents; and the said parties for themselves, their heirs, executors, administrators, successors, and assigns, do hereby agree to the full performance of the covenants herein contained.
- E.** The Notice Inviting Bids, Instructions to Bidders, Bid Forms, Information Required of Bidder, Performance Bond, Payment Bond, Contractor's License Declaration, Specifications, Drawings, all General Conditions Special Conditions and all Project Requirements, and all Addenda issued by IEUA with respect to the foregoing prior to the opening of bids, are hereby incorporated in and made part of this Contract, as if fully set forth.
- F.** The CONTRACTOR agrees to commence Work under this Contract on or before the date to be specified in a written "Notice To Proceed" and to complete said Work to the satisfaction of IEUA One-hundred and forty-five(145) calendar days after award of the Contract. All Work shall be completed before final payment is made.
- G.** Time is of the essence on this Contract.
- H.** CONTRACTOR agrees that in case the Work is not completed before or upon the expiration of the Contract Time, damage will be sustained by IEUA, and that it is and will be impracticable to determine the actual damage which IEUA will sustain in the event and by reason of such delay, and it is therefore agreed that the CONTRACTOR shall pay to IEUA the amounts as set forth in General Conditions, Section C – Changes to the Contract for each day of delay, which shall be the period between the expiration of the Contract Time and the date of final acceptance by IEUA, as liquidated damages and not as a penalty. It is further agreed that the amount stipulated for liquidated damages per day of delay is a reasonable estimate of the damages that would be sustained by IEUA, and the CONTRACTOR agrees to pay such liquidated damages as herein provided. In case the liquidated damages are not paid, the CONTRACTOR agrees that IEUA may deduct the amount thereof from any money due or that may become due to the CONTRACTOR by progress payments or otherwise under the Contract, or if said amount is not sufficient, recover the total amount.
- I.** In addition to the liquidated damages, which may be imposed if the CONTRACTOR fails to complete the Work within the time agreed upon, IEUA may also deduct from any sums due or to become due to the CONTRACTOR, penalties and fines for violations of applicable local, state, and federal law.
- J.** That the CONTRACTOR shall carry Workers' Compensation Insurance and require all subcontractors to carry Workers' Compensation Insurance as required by the California Labor Code.
- K.** That the CONTRACTOR shall have furnished, prior to execution of the Contract,

two bonds approved by IEUA, one in the amount of one hundred (100) percent of the Contract Price, to guarantee the faithful performance of the Work, and one in the amount of one hundred (100) percent of the Contract Price to guarantee payment of all claims for labor and materials furnished.

- L.** The CONTRACTOR hereby agrees to protect, defend, indemnify and hold IEUA and its employees, Engineer, agents, officers, directors, servants and volunteers free and harmless from any and all liability, claims, judgments, costs and demands, including demands arising from injuries or death of persons (including employees of IEUA and the CONTRACTOR) and damage to property, arising directly or indirectly out of the obligation herein undertaken or out of the operations conducted by the CONTRACTOR, its employees agents, representatives or subcontractors under or in connection with this Contract to the fullest extent permitted by law.

The CONTRACTOR further agrees to investigate, handle, respond to, provide defense for and defend any such claims, demands or suit at the sole expense of the CONTRACTOR.

IN WITNESS WHEREOF, The CONTRACTOR and the General Manager of Inland Empire Utilities Agency\*, thereunto duly authorized, have caused the names of said parties to be affixed hereto, each in duplicate, the day and year first above written.

- M.** The CONTRACTOR, by signing the contract does swear under penalty of perjury that no more than one final unappeasable finding of contempt of court by a Federal court has been issued against the CONTRACTOR within the immediately preceding two year period because of the CONTRACTOR's failure to comply with an order of a Federal court which orders the CONTRACTOR to comply with an order of the National Labor Relations Board (Public Contract Code 10296).

Inland Empire Utilities Agency\*,  
San Bernardino County, California.

By \_\_\_\_\_  
Shivaji Deshmukh  
General Manager

CONTRACTOR

By  \_\_\_\_\_  
President  
Title

\* A Municipal Water District

**CONSENT  
CALENDAR  
ITEM**

**1E**



**Date:** May 17, 2023

**To:** The Honorable Board of Directors

*SD*  
**From:** Shivaji Deshmukh, General Manager

**Committee:**

**Staff Contact:** Christiana Daisy, Deputy General Manager

**Subject:** 1630 East Recycled Water Pump Station Variable Frequency Drive (VFD) Installation  
Construction Contract Award

---

**Executive Summary:**

The 1630 East recycled water pump station was designed with two VFD pumps and three constant speed pumps. The two VFD pumps modulate to maintain a system pressure set point. With increased groundwater recharge in the 1630 East Pressure Zone, the demand fluctuations have made it difficult for the two VFD pumps to maintain the pressure set point, which causes major pressure swings and excessive cycling of pumps.

This project will replace the existing motor on one of the constant speed pumps as well as install a VFD to more efficiently maintain the pressure set point during fluctuations in demand and limit pump cycling. The scope will also include reprogramming the pump station controls to improve functionality and incorporate the addition of the new VFD. Additionally, programming changes will be made to add remote reset capabilities to the station's existing surge tank system, and the existing pump room drainage will be improved.

On April 4, 2023, Inland Empire Utilities Agency (IEUA) issued an invitation for bids to the pre-qualified contractors on the under \$2 million list. On April 4, 2023, IEUA received one construction bid. Big Sky Electric, Inc. was the lowest, responsive, responsible bidder, with a bid of \$216,000. The engineer's estimate was \$250,000.

---

**Staff's Recommendation:**

1. Award a construction contract for the 1630 East Recycled Water Pump Station VFD Installation, Project No. EN23124, to Big Sky Electric, Inc., in the amount of \$216,000; and
2. Authorize the General Manager to execute the contract, subject to non-substantive changes.

---

**Budget Impact** *Budgeted (Y/N):* Y *Amendment (Y/N):* N *Amount for Requested Approval:*

*Account/Project Name:*

EN23124/1630 East Pump Station Variable Frequency Drive Installation

*Fiscal Impact (explain if not budgeted):*

The project has an approved FY22/23 budget of \$550,000 and an approved total project budget of \$750,000 in the Recycled Water (10600) Fund. This action is covered by the approved budget. The funding sources for the project include: recycled water rates and property taxes.

---

**Prior Board Action:**

None.

---

**Environmental Determination:**

Categorical Exemption

CEQA identifies certain categories of projects as exempt from more detailed environmental review because these categories have been deemed to have no potential for significant impact on the environment. This project qualifies for a Categorical Exemption Class 1 as defined in Section 15301(b) of the State CEQA Guidelines.

---

**Business Goal:**

The 1630 East Pump Station VFD Installation Project is consistent with the Agency's Business Goal of Water Reliability, specifically the Recycled Water objective that IEUA will maximize the use of recycled water to enhance regional water reliability.

---

**Attachments:**

Attachment 1 - PowerPoint

Attachment 2 - Construction Contract

# **Attachment 1**



# 1630 East Recycled Water Pump Station Variable Frequency Drive (VFD) Installation Construction Contract Award Project EN23124

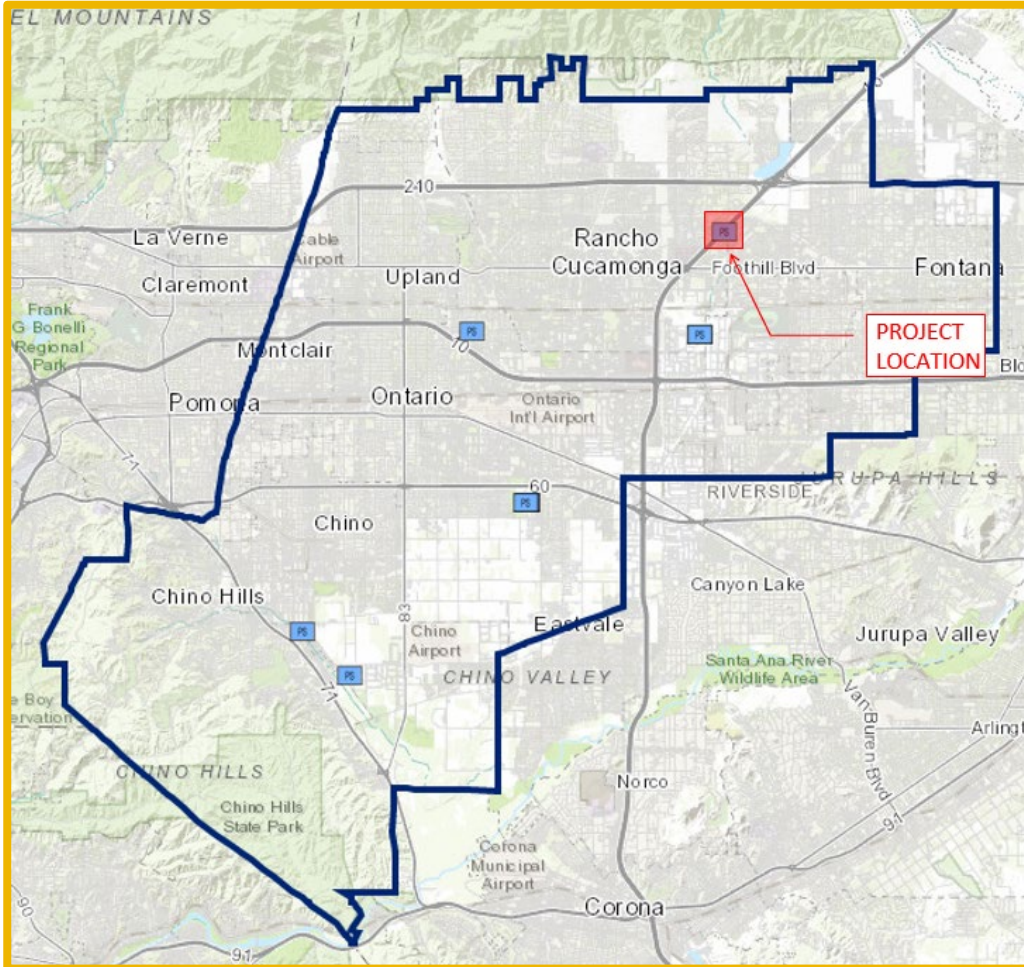
James Spears, PE

Senior Engineer

May 2023



# Project Location: 1630 East Recycled Water Pump Station



# Variable Frequency Drive (VFD)

## What is a VFD?

- Like the accelerator on a car
- Adjusts speed of a motor
- Improves efficiency
- Provides flexibility
- Conserves electricity
- Prolongs motor life



Variable Frequency Drive (VFD)



# The Project

## Scope of Work

- Convert one of three constant speed pumps to a variable speed
- Provide remote reset capabilities to existing surge tank system
- Improve pump room drainage



# Contractor Selection

- February 16, 2023: PlanetBids Solicitation Posted  
—47 calendar days (32 working days)
- April 4, 2023: One bid was received from pre-qualified contractors
- Big Sky Electric Co., Inc.: Lowest, response, responsible bidder

Bidder's Name	Bid Amount
Big Sky Electric, Inc.	\$216,000
Engineer's Estimate:	\$250,000

# Project Budget and Schedule

Description	Estimated Cost
<b>Design Services</b>	<b>\$133,000</b>
Design Consultant Contracts	\$73,000
IEUA Design Services (actuals)	\$60,000
<b>Construction Services</b>	<b>\$44,000</b>
IEUA Construction Services (~15%)	\$32,000
Engineering Services During Construction	\$12,000
<b>Construction</b>	<b>\$367,000</b>
VFD Prepurchase	\$119,000
Construction Contract (this action)	\$216,000
Contingency (~15%)	\$32,000
<b>Total Project Costs:</b>	<b>\$544,000</b>
<b>Total Project Budget:</b>	<b>\$750,000</b>

Project Milestone	Date
<b>Construction</b>	
Construction Contract Award	May 2023
Construction Completion	September 2023



# Staff's Recommendation

1. Award a construction contract for the 1630 East Recycled Water Pump Station VFD Installation, Project No. EN23124, to Big Sky Electric, Inc., in the amount of \$216,000; and
2. Authorize the General Manager to execute the contract, subject to non-substantive changes.

The 1630 East Pump Station VFD Installation Project is consistent with **IEUA's Business Goal Water Reliability**, specifically the Recycled Water objective that IEUA will maximize the use of recycled water to enhance regional water reliability.

# **Attachment 2**

## 1630 EAST RECYCLED WATER PUMP STATION VFD INSTALLATION CONTRACT

THIS CONTRACT, made and entered into this 17 day of May, 2023, by and between Big Sky Electric, Inc., hereinafter referred to as "CONTRACTOR," and The Inland Empire Utilities Agency, a Municipal Water District, located in San Bernardino County, California, hereinafter referred to as "IEUA".

### WITNESSETH:

That for and in consideration of the promises and agreements hereinafter made and exchanged, IEUA and the CONTRACTOR agree as follows:

- A. CONTRACTOR agrees to perform and complete in a workmanlike manner, all Work required under these Bid Documents FOR 1630 East Recycled Water Pump Station VFD Installation, Project EN23124, in accordance with the Bid Documents, and to furnish at their own expense, all labor, materials, equipment, tools, and services necessary, except such materials, equipment, and services as may be stipulated in said Bid Documents to be furnished by IEUA, and to do everything required by this Contract and the said Bid Documents.
- B. For furnishing all said labor, materials, equipment, tools, and services, furnishing and removing all plant, temporary structures, tools and equipment, and doing everything required by this Contract and said Bid Documents; also for all loss and damage arising out of the nature of the Work aforesaid, or from the action of the elements, or from any unforeseen difficulties which may arise during the prosecution of the Work until its acceptance by IEUA, and for all risks of every description connected with the Work; also for all expenses resulting from the suspension or discontinuance of Work, except as in the said Bid Documents are expressly stipulated to be borne by IEUA; and for completing the Work in accordance with the requirements of said Bid Documents, IEUA will pay and said CONTRACTOR shall receive, in full compensation therefore, the price(s) set forth in this Contract.
- C. That IEUA will pay the CONTRACTOR progress payments and the final payment, in accordance with the provisions of the Contract Documents, with warrants drawn on the appropriate fund or funds as required, at the prices bid in the Bidding and Contract Requirements, Section C – BID FORMS and accepted by IEUA, and set forth in this below.

Total Bid Price \$ Two Hundred Sixteen Thousand Dollars  
and Zero Cents.



- D.** IEUA hereby employs the CONTRACTOR to perform the Work according to the terms of this Contract for the above-mentioned price(s), and agrees to pay the same at the time, in the manner, and upon the conditions stipulated in the said Bid Documents; and the said parties for themselves, their heirs, executors, administrators, successors, and assigns, do hereby agree to the full performance of the covenants herein contained.
- E.** The Notice Inviting Bids, Instructions to Bidders, Bid Forms, Information Required of Bidder, Performance Bond, Payment Bond, Contractor's License Declaration, Specifications, Drawings, all General Conditions, Special Conditions and all Project Requirements, and all Addenda issued by IEUA with respect to the foregoing prior to the opening of bids, are hereby incorporated in and made part of this Contract, as if fully set forth.
- F.** The CONTRACTOR agrees to commence Work under this Contract on or before the date to be specified in a written "Notice To Proceed" and to complete said Work to the satisfaction of IEUA one-hundred (100) calendar days after Award of the Contract. All Work shall be completed before final payment is made.
- G.** Time is of the essence on this Contract.
- H.** CONTRACTOR agrees that in case the Work is not completed before or upon the expiration of the Contract Time, damage will be sustained by IEUA, and that it is and will be impracticable to determine the actual damage which IEUA will sustain in the event and by reason of such delay, and it is therefore agreed that the CONTRACTOR shall pay to IEUA the amounts as set forth in General Conditions, Section C – CHANGES TO THE CONTRACT for each day of delay, which shall be the period between the expiration of the Contract Time and the date of final acceptance by IEUA, as liquidated damages and not as a penalty. It is further agreed that the amount stipulated for liquidated damages per day of delay is a reasonable estimate of the damages that would be sustained by IEUA, and the CONTRACTOR agrees to pay such liquidated damages as herein provided. In case the liquidated damages are not paid, the CONTRACTOR agrees that IEUA may deduct the amount thereof from any money due or that may become due to the CONTRACTOR by progress payments or otherwise under the Contract, or if said amount is not sufficient, recover the total amount.
- I.** In addition to the liquidated damages, which may be imposed if the CONTRACTOR fails to complete the Work within the time agreed upon, IEUA may also deduct from any sums due or to become due to the CONTRACTOR, penalties and fines for violations of applicable local, state, and federal law.
- J.** That the CONTRACTOR shall carry Workers' Compensation Insurance and require all subcontractors to carry Workers' Compensation Insurance as required by the California Labor Code.
- K.** That the CONTRACTOR shall have furnished, prior to execution of the Contract,

two bonds approved by IEUA, one in the amount of one hundred (100) percent of the Contract Price, to guarantee the faithful performance of the Work, and one in the amount of one hundred (100) percent of the Contract Price to guarantee payment of all claims for labor and materials furnished.

- L.** The CONTRACTOR hereby agrees to protect, defend, indemnify and hold IEUA and its employees, Engineer, agents, officers, directors, servants and volunteers free and harmless from any and all liability, claims, judgments, costs and demands, including demands arising from injuries or death of persons (including employees of IEUA and the CONTRACTOR) and damage to property, arising directly or indirectly out of the obligation herein undertaken or out of the operations conducted by the CONTRACTOR, its employees agents, representatives or subcontractors under or in connection with this Contract to the fullest extent permitted by law.

The CONTRACTOR further agrees to investigate, handle, respond to, provide defense for and defend any such claims, demands or suit at the sole expense of the CONTRACTOR.

IN WITNESS WHEREOF, The CONTRACTOR and the General Manager of Inland Empire Utilities Agency\*, thereunto duly authorized, have caused the names of said parties to be affixed hereto, each in duplicate, the day and year first above written.

- M.** The CONTRACTOR, by signing the contract does swear under penalty of perjury that no more than one final unappeasable finding of contempt of court by a Federal court has been issued against the CONTRACTOR within the immediately preceding two year period because of the CONTRACTOR's failure to comply with an order of a Federal court which orders the CONTRACTOR to comply with an order of the National Labor Relations Board (Public Contract Code 10296).

Inland Empire Utilities Agency\*,  
San Bernardino County, California.

By \_\_\_\_\_

Shivaji Deshmukh, General Manager

CONTRACTOR

DocuSigned by:  
By Larry Strohm  
BB1023BE26F44B8...

Larry Strohm, President

\* *A Municipal Water District*

**CONSENT  
CALENDAR  
ITEM**

**1F**



**Date:** May 17, 2023

**To:** The Honorable Board of Directors

*SD*  
**From:** Shivaji Deshmukh, General Manager

**Committee:**

**Executive Contact:** Christiana Daisy, Deputy General Manager

**Subject:** RP-1 Variable Frequency Drive Upgrades (Wastewater) Construction Contract Award

---

**Executive Summary:**

The return activated sludge (RAS) pump stations at Regional Water Recycling Plant No.1, (RP-1) move activated sludge from the secondary clarifiers to the aeration basins. The pump stations currently have six 15 year-old variable frequency drives (VFDs) approaching the end of useful life. These outdated VFDs will require complete removal and will be replaced with newer Allen-Bradley drives. The purpose of this project is to upgrade the pump station VFDs to current agency standards in order to improve operational and maintenance consistency, reliability, and flexibility.

On December 13, 2022, IEUA issued an invitation for bids to the pre-qualified electrical contractors on the under \$2 million list. On March 22, 2023, two construction bids were received. Big Sky Electric, Inc. was the lowest, responsive, responsible bidder, with a bid price of \$569,800. The engineer's estimate was \$500,000.

---

**Staff's Recommendation:**

1. Award a construction contract for the RP-1 Variable Frequency Drives Upgrades, Project No. AM23001, to Big Sky Electric, Inc., in the amount of \$569,800; and
2. Authorize the General Manager to execute the contract, subject to non-substantive changes.

---

**Budget Impact** *Budgeted (Y/N): Y    Amendment (Y/N): N    Amount for Requested Approval:*

*Account/Project Name:*

AM23001/RP-1 Variable Frequency Drive Upgrades (Wastewater)

*Fiscal Impact (explain if not budgeted):*

The project has an approved FY22/23 budget of \$250,000 and an approved total project budget of \$1,350,000 in the Regional Wastewater Operations and Maintenance (10800) Fund. The funding sources for the project include: sewer rates, property taxes, and capital replacement reserves.

---

**Prior Board Action:**

None.

---

**Environmental Determination:**

Statutory Exemption

CEQA exempts a variety of projects from compliance with the statute. This project qualifies for the Common Sense Exemption as defined in Section 15061(b)(3) of the State CEQA Guidelines.

---

**Business Goal:**

The RP-1 Variable Frequency Drive Upgrades Project is consistent with IEUA's Business Goal of Wastewater Management, specifically the Asset Management objective that IEUA will ensure the treatment facilities are well maintained, upgraded to meet evolving requirements, sustainability managed, and can accommodate changes in regional water use.

---


**Attachments:**

Attachment 1 - PowerPoint

Attachment 2 - Construction Contract

# **Attachment 1**





# RP-1 Variable Frequency Drive Upgrades (Wastewater) Construction Contract Award Project No. AM23001

Kevin Asprer, PE  
Senior Associate Engineer - PE  
May 17, 2023



# Project Location (City of Ontario)



# Variable Frequency Drive (VFD)

## What is a VFD?

- Like the accelerator on a car
- Adjusts speed of a motor
- Improves efficiency
- Provides flexibility
- Conserves electricity
- Prolongs motor life



Variable Frequency Drive (VFD)



# Project Background

- Two buildings house a total of 9 RAS pumps
- Building E has 3 pumps and VFD's
- Building K has 6 pumps and VFD's
- 6 out of the 9 VFD's are over 15 years old and approaching the end of useful life



RAS Variable Frequency Drive (VFD)

# The Project

- Purchase and replace 6 outdated VFD's with Allen-Bradley PowerFlex 18-pulse drives
  - Building K
    - RAS Pump #1
    - RAS Pump #3
    - RAS Pump #4
    - RAS Pump #6
  - Building E
    - RAS Pump #7
    - RAS Pump #9
- Installation of new VFD's include sizing, configuration, and startup



# Contractor Selection

- December 13, 2022: PlanetBids Solicitation Posted
- March 22, 2023: Two bids were received from pre-qualified electrical contractors
- Big Sky Electric Co., Inc.: Lowest, responsive, responsible bidder

Bidder's Name	Final Bid Amount
Big Sky Electric Inc.	\$569,800
Davis Electric	\$619,690
Engineer's Estimate	\$500,000



# Project Budget and Schedule

Description	Estimated Cost
<b>Design Services</b>	<b>\$12,139</b>
IEUA Design Services (actuals)	\$12,139
<b>Construction Services</b>	<b>\$56,980</b>
IEUA Construction Services (~10%)	\$56,980
<b>Construction</b>	<b>\$683,800</b>
Construction Contract (this action)	\$569,800
Contingency (~20%)	\$114,000
<b>Total Project Cost</b>	<b>\$752,920</b>
<b>Total Project Budget:</b>	<b>\$1,350,000*</b>

Project Milestone	Date
<b>Construction</b>	
Construction Contract Award	May 2023
Construction Completion	May 2024

\*Budget will be amended as part of the TYCIP Budgeting Process.

# Staff's Recommendation

1. Award a construction contract for the RP-1 Variable Frequency Drives Upgrades, Project No. AM23001, to Big Sky Electric, Inc., in the amount of \$569,800; and
2. Authorize the General Manager to execute the contract, subject to non-substantive changes.

The RP-1 Variable Frequency Drive Upgrades Project is consistent with **IEUA's Business Goal of Wastewater Management**, specifically the Asset Management objective that IEUA will ensure the treatment facilities are well maintained, upgraded to meet evolving requirements, sustainability managed, and can accommodate changes in regional water use..

# **Attachment 2**



**CONTRACT NUMBER: 4600003095**

**RP-1 Variable Frequency Drive Upgrades (Wastewater)**

**1.0 CONTRACT**

THIS CONTRACT made and entered into this 17th day of May, 2023, by and between Big Sky Electric., hereinafter referred to as "CONTRACTOR," and The Inland Empire Utilities Agency, a Municipal Water District, located in San Bernardino County, California, hereinafter referred to as "IEUA".

**WITNESSETH:**

That for and in consideration of the promises and agreements hereinafter made and exchanged, IEUA and the CONTRACTOR agree as follows:

- A.** CONTRACTOR agrees to perform and complete in a workmanlike manner, all Work required under these Bid Documents FOR **IFB-RW-21-025, Project No. AM23001, RP-1 Variable Frequency Drive Upgrades (Wastewater)** in accordance with the Bid Documents, and to furnish at their own expense, all labor, materials, equipment, tools, and services necessary, except such materials, equipment, and services as may be stipulated in said Bid Documents to be furnished by IEUA, and to do everything required by this Contract and the said Bid Documents.
- B.** For furnishing all said labor, materials, equipment, tools, and services, furnishing and removing all plant, temporary structures, tools and equipment, and doing everything required by this Contract and said Bid Documents; also for all loss and damage arising out of the nature of the Work aforesaid, or from the action of the elements, or from any unforeseen difficulties which may arise during the prosecution of the Work until its acceptance by IEUA, and for all risks of every description connected with the Work; also for all expenses resulting from the suspension or discontinuance of Work, except as in the said Bid Documents are expressly stipulated to be borne by IEUA; and for completing the Work in accordance with the requirements of said Bid Documents, IEUA will pay and said CONTRACTOR shall receive, in full compensation therefore, the price(s) set forth in this Contract.
- C.** That IEUA will pay the CONTRACTOR progress payments and the final payment, in accordance with the provisions of the Contract Documents, with warrants drawn on the appropriate fund or funds as required, at the prices bid in Section 4 – Forms, Bid Price Schedule & Bid Forms, and accepted by IEUA, and set forth in this below.

**Total Bid Price: \$569,800 Dollars and 00 Cents.**

- D.** IEUA hereby employs the CONTRACTOR to perform the Work according to the terms of this Contract for the above-mentioned price(s), and agrees to pay the same at the time, in the manner, and upon the conditions stipulated in the said Bid Documents; and the said parties for themselves, their heirs, executors, administrators, successors, and assigns, do hereby agree to the full performance of the covenants herein contained.
- E.** The Notice Inviting Bids, Instructions to Bidders, Bid Forms, Information Required of Bidder, Performance Bond, Payment Bond, Contractor's License Declaration, Specifications, Drawings, all General Conditions, Special Conditions, and all Project Requirements, and all Addenda issued by IEUA with respect to the foregoing prior to the opening of bids, are hereby incorporated in and made part of this Contract, as if fully set forth.
- F.** The CONTRACTOR agrees to commence Work under this Contract on or before the date to be specified in a written "Notice To Proceed" and to complete said Work to the satisfaction of IEUA **May 31, 2024**. All Work shall be completed before final payment is made.
- G.** Time is of the essence on this Contract.
- H.** CONTRACTOR agrees that in case the Work is not completed before or upon the expiration of the Contract Time, damage will be sustained by IEUA, and that it is and will be impracticable to determine the actual damage which IEUA will sustain in the event and by reason of such delay, and it is therefore agreed that the CONTRACTOR shall pay to IEUA the amounts as set forth in Section 2 – General Information, S., Liquidated Damages for each day of delay, which shall be the period between the expiration of the Contract Time and the date of final acceptance by IEUA, as liquidated damages and not as a penalty. It is further agreed that the amount stipulated for liquidated damages per day of delay is a reasonable estimate of the damages that would be sustained by IEUA, and the CONTRACTOR agrees to pay such liquidated damages as herein provided. In case the liquidated damages are not paid, the CONTRACTOR agrees that IEUA may deduct the amount thereof from any money due or that may become due to the CONTRACTOR by progress payments or otherwise under the Contract, or if said amount is not sufficient, recover the total amount.
- I.** In addition to the liquidated damages, which may be imposed if the CONTRACTOR fails to complete the Work within the time agreed upon, IEUA may also deduct from any sums due or to become due to the CONTRACTOR, penalties and fines for violations of applicable local, state, and federal law.
- J.** That the CONTRACTOR shall carry Workers' Compensation Insurance and require all subcontractors to carry Workers' Compensation Insurance as required by the California Labor Code.

- K.** That the CONTRACTOR shall have furnished, prior to execution of the Contract, two bonds approved by IEUA, one in the amount of one hundred (100) percent of the Contract Price, to guarantee the faithful performance of the Work, and one in the amount of one hundred (100) percent of the Contract Price to guarantee payment of all claims for labor and materials furnished.
- L.** The CONTRACTOR hereby agrees to protect, defend, indemnify and hold IEUA and its employees, agents, officers, directors, servants and volunteers free and harmless from any and all liability, claims, judgments, costs and demands, including demands arising from injuries or death of persons (including employees of IEUA and the CONTRACTOR) and damage to property, arising directly or indirectly out of the obligation herein undertaken or out of the operations conducted by the CONTRACTOR, its employees agents, representatives or subcontractors under or in connection with this Contract to the extent permitted by law.

The CONTRACTOR further agrees to investigate, handle, respond to, provide defense for and defend any such claims, demands or suit at the sole expense of the CONTRACTOR

IN WITNESS WHEREOF, The CONTRACTOR and the General Manager of Inland Empire Utilities Agency\*, thereunto duly authorized, have caused the names of said parties to be affixed hereto, each in duplicate, the day and year first above written.

- M.** The CONTRACTOR, by signing the contract does swear under penalty of perjury that no more than one final unappeasable finding of contempt of court by a Federal court has been issued against the CONTRACTOR within the immediately preceding two year period because of the CONTRACTOR's failure to comply with an order of a Federal court which orders the CONTRACTOR to comply with an order of the National Labor Relations Board (Public Contract Code 10296).

Inland Empire Utilities Agency\*,  
San Bernardino County, California.

CONTRACTOR

By \_\_\_\_\_  
*Shivaji Deshmukh*  
*General Manager*

By \_\_\_\_\_  
\_\_\_\_\_  
*Title*

\* *A Municipal Water District*



**CONSENT  
CALENDAR  
ITEM**

**1G**

**Date:** May 17, 2023

**To:** The Honorable Board of Directors

**Committee:** Finance & Administration

*SD*  
**From:** Shivaji Deshmukh, General Manager

05/10/23

**Staff Contact:** Christiana Daisy, Deputy General Manager

**Subject:** RP-1 Digester 6 and 7 Rehabilitation and Roof Repairs Construction Contract Award

---

**Executive Summary:**

To maintain the efficiency and reliability of the digestion process at the Regional Water Recycling Plant No. 1 (RP-1), the digesters need to be cleaned and maintained every 7 to 10 years to remove solids, debris, and deposits collected in the tank and piping system. Digesters 6 and 7 were part of a two-phase project for repair and rehabilitation. Phase 1 completed the majority of Digester 6 work in late 2021. The project is currently in Phase 2 for Digester 7 work and follow-up improvements on Digester 6. The scope includes the replacement of the sludge recirculation pumps and the repair of Digester 6 and 7 roofs. The scope also includes Digester 7 rehabilitation of the internal concrete surfaces and coating and replacement/improvement of interior and exterior mechanical piping systems. On February 16, 2023, IEUA issued an invitation for bids to three pre-qualified contractors. On April 6, 2023, IEUA received three construction bids. Innovative Construction Solutions was the lowest, responsive, and responsible bidder, with the bid price of \$4,930,500; the engineer estimate was \$3,540,000. The construction contract award was unanimously recommended for IEUA Board approval by the Regional Technical and Policy Committees on April 27, 2023, and May 4, 2023. Staff also requests a total project budget augmentation in the amount of \$3,417,318, increasing the budget from \$9,032,843 to \$12,450,161 (38% increase) in the RO (10800) Fund.

---

**Staff's Recommendation:**

1. Award a construction contract for the RP-1 Digester 6 and 7 Roof Repairs and Rehabilitation, Project No. EN17042, to Innovative Construction Solutions., in the amount of \$4,930,500;
2. Approve a total project budget augmentation in the amount of \$3,417,318 to Project No. EN17042 increasing the budget from \$9,032,843 to \$12,450,161 in the Regional Operations and Maintenance (10800) Fund (38% increase); and
3. Authorize the General Manager to execute the contract and budget augmentation, subject to non-substantive changes.

---

**Budget Impact** Budgeted (Y/N): N Amendment (Y/N): Y Amount for Requested Approval: \$ 3,417,318

Account/Project Name:

EN17042/Digester 6 and 7 Roof Repairs and Rehabilitation

*Fiscal Impact (explain if not budgeted):*

If approved, a total project budget augmentation in the amount of \$3,417,318 will increase the RP-1 Digester 6 and 7 Roof Repairs, Project No. EN17042, budget from \$9,032,843 to \$12,450,161 in the Regional Wastewater Operations and Maintenance (10800) Fund. The funding sources for the project include: sewer rates, property taxes, and capital replacement reserves.

---

**Prior Board Action:**

August 21, 2019: Change Order to WA Rasic in the amount of \$160,000.

November 21, 2018: Construction contract award to WA Rasic in the amount of \$1,788,000 and award to GHD Contract amendment for \$69,627.

May 23, 2018: Contract amendment award to GHD Inc., in the amount of \$167,609.

April 19, 2017: Contract award to Synagro in the amount of \$1,750,200.

June 21, 2017: Consultant Contract award to GHD Inc., in the amount of \$130,406.

---

**Environmental Determination:****Categorical Exemption**

CEQA identifies certain categories of projects as exempt from more detailed environmental review because these categories have been determined not to have significant impact on the environment. This project qualifies for a Categorical Exemption Class 1 as defined in Section 15301(d) (f) of the State CEQA Guidelines.

---

**Business Goal:**

The RP-1 Digester 6 and 7 Repairs and Rehabilitation Project is consistent with IEUA's Business Goal of Wastewater Management, specifically the Asset Management and Water Quality objectives that IEUA will ensure that systems are well maintained, upgraded to meet evolving requirements, sustainability managed, and can accommodate changes in regional water use to protect public health, the environment, and meet anticipated regulatory requirements.

---

**Attachments:**

Attachment 1 - PowerPoint

Attachment 2 - Construction Contract




# **Attachment 1**

# RP-1 Digester 6 and 7 Rehabilitation and Roof Repairs Construction Contract Award Project No. EN17042

Christian Gomez  
Associate Engineer  
May 2023



# Location





# Background

## Asset Condition


- Digesters originally constructed in 1988
- Multiple roof cracks and deteriorated roof foam insulation
- Failure of internal protective coating
- Aging of mechanical piping system

## Phase 1 (Digester 6)

- Design completed in 2019
- Construction completed in 2021

## Phase 2 (Digester 7)

- Design completed January 2023



Digester 7 Interior



Digester 7 Roof Foam Cracks

# Scope

## Digesters 6

Replace/rehab:

- Roof foam insulation with more reliable coating system
- Sludge recirculation pump

## Digester 7

Replace/rehab:

- Roof foam insulation with coating consistent with Digester 6
- Sludge recirculation pump
- Corroded interior and exterior mechanical piping
- Interior coating and concrete repair
- Existing manways and gas mixing system



Digester 7 Interior Piping



Existing Sludge  
Recirculation Pump

# Contractor Selection

- Pre-Qualified three Contractors on July 28, 2022
- PlanetBids solicitation posted on February 16, 2023  
—50 calendar days (37 worked days)
- Three bids were received on April 6, 2023
- Innovative Construction Solutions was the lowest, responsive, responsible bidder

Bidder's Name	Bid Amount
Innovative Construction Solutions	\$4,930,500
GSE Construction Company Inc.	\$5,737,500
W.A. Rasic Construction Company, Inc.	\$5,992,405
Engineer's Estimate	\$3,540,000



# Project Budget and Schedule

Description	Estimated Cost
<b>Design Services (Actual)</b>	<b>\$972,627</b>
Consultant Design Services (Dig 6. & 7)	\$471,019
IEUA Design Services (Dig 6. & 7)	\$501,608
<b>Construction Services</b>	<b>\$1,861,541</b>
IEUA & Consultant Engineering Services During Construction Dig. 6 ( <b>Actual</b> )	\$881,341
Consultant Engineering Services During Construction Dig. 7	\$240,700
IEUA Construction Services Dig. 7 (~15%)	\$739,500
<b>Construction</b>	<b>\$9,615,993</b>
Construction Digester 6	\$3,945,993
Construction Digester 7 (this action)	\$4,930,500
Contingency (~15%)	\$739,500
<b>Total Project Cost</b>	<b>\$12,450,161</b>
<b>Total Project Budget</b>	<b>\$9,032,843</b>
<b>Total Budget Augmentation Request (this action)</b>	<b>\$3,417,318</b>
<b>Revised Total Project Budget</b>	<b>\$12,450,161</b>

Project Milestone	Date
<b>Construction</b>	
Construction Contract Award	May 2023
Construction Completion	December 2024

# Staff's Recommendation

1. Award a construction contract for the RP-1 Digester 6 and 7 Roof Repairs and Rehabilitation, Project No. EN17042, to Innovative Construction Solutions., in the amount of \$4,930,500;
2. Approve a total project budget augmentation in the amount of \$3,417,318 to Project No. EN17042 increasing the budget from \$9,032,843 to \$12,450,161 in the Regional Operations and Maintenance (10800) Fund (38% increase); and
3. Authorize the General Manager to execute the contract and budget augmentation, subject to non-substantive changes.

The RP-1 Digester 6 & 7 Rehabilitation and Roof Repairs Project is consistent with **IEUA's Business Goal of Wastewater Management**, specifically the Asset Management and Water Quality objectives that IEUA will ensure that systems are well maintained, upgraded to meet evolving requirements, sustainably managed, and can accommodate changes in regional water use to protect public health, the environment, and meet anticipated regulatory requirements.

# **Attachment 2**



## SECTION D - CONTRACT AND RELEVANT DOCUMENTS

### **1.0 CONTRACT**

THIS CONTRACT, made and entered into this 17 day of May, 2023, by and between Innovative Construction Solutions, hereinafter referred to as "CONTRACTOR," and The Inland Empire Utilities Agency, a Municipal Water District, located in San Bernardino County, California, hereinafter referred to as "IEUA".

#### **WITNESSETH:**

That for and in consideration of the promises and agreements hereinafter made and exchanged, IEUA and the CONTRACTOR agree as follows:

- A.** CONTRACTOR agrees to perform and complete in a workmanlike manner, all Work required under these Bid Documents FOR the construction of Regional Plant No. 1 (RP-1) Digester 6 and 7 Roof Repairs and Rehabilitation, in accordance with the Bid Documents, and to furnish at their own expense, all labor, materials, equipment, tools, and services necessary, except such materials, equipment, and services as may be stipulated in said Bid Documents to be furnished by IEUA, and to do everything required by this Contract and the said Bid Documents.
- B.** For furnishing all said labor, materials, equipment, tools, and services, furnishing and removing all plant, temporary structures, tools and equipment, and doing everything required by this Contract and said Bid Documents; also for all loss and damage arising out of the nature of the Work aforesaid, or from the action of the elements, or from any unforeseen difficulties which may arise during the prosecution of the Work until its acceptance by IEUA, and for all risks of every description connected with the Work; also for all expenses resulting from the suspension or discontinuance of Work, except as in the said Bid Documents are expressly stipulated to be borne by IEUA; and for completing the Work in accordance with the requirements of said Bid Documents, IEUA will pay and said CONTRACTOR shall receive, in full compensation therefore, the price(s) set forth in this Contract.
- C.** That IEUA will pay the CONTRACTOR progress payments and the final payment, in accordance with the provisions of the Contract Documents, with warrants drawn on the appropriate fund or funds as required, at the prices bid in the Bidding and Contract Requirements, Section C - Bid Forms and accepted by IEUA, and set forth in this below.

Total Bid Price \$ Four million, nine hundred thirty thousand and five hundred  
Dollars.

and \_\_\_\_\_ Cents.

- D.** IEUA hereby employs the CONTRACTOR to perform the Work according to the terms of this Contract for the above-mentioned price(s), and agrees to pay the same at the time, in the manner, and upon the conditions stipulated in the said Bid Documents; and the said parties for themselves, their heirs, executors, administrators, successors, and assigns, do hereby agree to the full performance of the covenants herein contained.
- E.** The Notice Inviting Bids, Instructions to Bidders, Bid Forms, Information Required of Bidder, Performance Bond, Payment Bond, Contractor's License Declaration, Specifications, Drawings, all General Conditions Special Conditions and all Project Requirements, and all Addenda issued by IEUA with respect to the foregoing prior to the opening of bids, are hereby incorporated in and made part of this Contract, as if fully set forth.
- F.** The CONTRACTOR agrees to commence Work under this Contract on or before the date to be specified in a written "Notice To Proceed" and to complete said Work to the satisfaction of IEUA 550 calendar days after Award of the Contract. All Work shall be completed before final payment is made.
- G.** Time is of the essence on this Contract.
- H.** CONTRACTOR agrees that in case the Work is not completed before or upon the expiration of the Contract Time, damage will be sustained by IEUA, and that it is and will be impracticable to determine the actual damage which IEUA will sustain in the event and by reason of such delay, and it is therefore agreed that the CONTRACTOR shall pay to IEUA the amounts as set forth in General Conditions, Section C – Changes to the Contract for each day of delay, which shall be the period between the expiration of the Contract Time and the date of final acceptance by IEUA, as liquidated damages and not as a penalty. It is further agreed that the amount stipulated for liquidated damages per day of delay is a reasonable estimate of the damages that would be sustained by IEUA, and the CONTRACTOR agrees to pay such liquidated damages as herein provided. In case the liquidated damages are not paid, the CONTRACTOR agrees that IEUA may deduct the amount thereof from any money due or that may become due to the CONTRACTOR by progress payments or otherwise under the Contract, or if said amount is not sufficient, recover the total amount.
- I.** In addition to the liquidated damages, which may be imposed if the CONTRACTOR fails to complete the Work within the time agreed upon, IEUA may also deduct from any sums due or to become due to the CONTRACTOR, penalties and fines for violations of applicable local, state, and federal law.
- J.** That the CONTRACTOR shall carry Workers' Compensation Insurance and require all subcontractors to carry Workers' Compensation Insurance as required by the California Labor Code.
- K.** That the CONTRACTOR shall have furnished, prior to execution of the Contract,

two bonds approved by IEUA, one in the amount of one hundred (100) percent of the Contract Price, to guarantee the faithful performance of the Work, and one in the amount of one hundred (100) percent of the Contract Price to guarantee payment of all claims for labor and materials furnished.

- L.** The CONTRACTOR hereby agrees to protect, defend, indemnify and hold IEUA and its employees, Engineer, agents, officers, directors, servants and volunteers free and harmless from any and all liability, claims, judgments, costs and demands, including demands arising from injuries or death of persons (including employees of IEUA and the CONTRACTOR) and damage to property, arising directly or indirectly out of the obligation herein undertaken or out of the operations conducted by the CONTRACTOR, its employees agents, representatives or subcontractors under or in connection with this Contract to the fullest extent permitted by law.

The CONTRACTOR further agrees to investigate, handle, respond to, provide defense for and defend any such claims, demands or suit at the sole expense of the CONTRACTOR.

IN WITNESS WHEREOF, The CONTRACTOR and the General Manager of Inland Empire Utilities Agency\*, thereunto duly authorized, have caused the names of said parties to be affixed hereto, each in duplicate, the day and year first above written.

- M.** The CONTRACTOR, by signing the contract does swear under penalty of perjury that no more than one final unappeasable finding of contempt of court by a Federal court has been issued against the CONTRACTOR within the immediately preceding two year period because of the CONTRACTOR's failure to comply with an order of a Federal court which orders the CONTRACTOR to comply with an order of the National Labor Relations Board (Public Contract Code 10296).

Inland Empire Utilities Agency\*,  
San Bernardino County, California.

CONTRACTOR

By \_\_\_\_\_  
*General Manager*

By \_\_\_\_\_  
\_\_\_\_\_  
*Title*

\* *A Municipal Water District*



**ACTION  
ITEM**

**2A**

**Date:** May 17, 2023

**To:** The Honorable Board of Directors

**Committee:** Finance & Administration

*SD*  
**From:** Shivaji Deshmukh, General Manager

05/10/23

**Executive Contact:** Christiana Daisy, Deputy General Manager

**Subject:** RP-1 SCADA Migration Project Construction Contract Award

---

**Executive Summary:**

The Regional Plant No. 1 (RP-1) Supervisory Control and Data Acquisition (SCADA) Migration Project will replace Inland Empire Utilities Agency's (IEUA) obsolete SCADA system with newer distributed control system technology. The final design for the project was completed in November 2022.

On November 23, 2022, IEUA issued an invitation for bids to four pre-qualified contractors. On March 14, 2023, IEUA received three construction bids. CDM Constructors Inc., was deemed the lowest, responsive, responsible bidder with a bid price of \$9,695,500; the engineer estimate was \$10,000,000. The construction contract award was unanimously recommended for IEUA Board approval by the Regional Technical and Policy Committees on April 27, 2023, and May 4, 2023.

For continuity, staff requests the existing contract with the design consultant Eramosa International Inc. be amended by \$669,717 to provide engineering services during construction, increasing the contract from \$3,911,388 to \$4,581,105 (17%).

Staff also requests a total project budget augmentation in the amount of \$6,882,945 increasing the budget from \$31,117,055 to \$38,000,000 (22%) in the RO (10800) Fund.

---

**Staff's Recommendation:**

1. Award the construction contract for the RP-1 SCADA Migration, Project No. EN13016.05, to CDM Constructors Inc., in the amount of \$9,695,500;
2. Approve the contract amendment for engineering services during construction of the RP-1 SCADA Migration, Project No. EN13016.05, to Eramosa International Inc., for a not-to-exceed amount of \$669,717, increasing the contract to \$4,581,105 (17% increase);
3. Approve a total project budget augmentation in the amount of \$6,882,945 to Project No. EN13016, increasing the budget from \$31,117,055 to \$38,000,000 in the RO Fund (22% increase); and
4. Authorize the General Manager to execute the contract, amendment, and budget augmentation, subject to non-substantive changes.

---

**Budget Impact** *Budgeted (Y/N):* N *Amendment (Y/N):* Y *Amount for Requested Approval:* \$ 6,882,945

*Account/Project Name:*

EN13016.05/RP-1 SCADA Migration Project

*Fiscal Impact (explain if not budgeted):*

If approved, a total project budget augmentation in the amount of \$6,882,945 will increase the RP-1 SCADA Migration, Project No. EN13016.05, budget from \$31,117,055 to \$38,000,000 in the Regional Wastewater Operations and Maintenance (10800) Fund. The funding sources for the project include: sewer rates, property taxes, and capital replacement reserves.

**Prior Board Action:**

On 12-21-22: Authorized procurement of Cisco Network Components for the RP-1 SCADA Migration, for a not-to-exceed amount of \$189,853.

On 11-16-22: Authorized procurement of Rockwell Automation Equipment for the RP-1 SCADA Migration, for a not-to-exceed amount of \$1,891,100.

On 12-8-21: Approved design services contract amendment, for a net increase of \$119,300.

---

**Environmental Determination:**

Categorical Exemption

CEQA identifies certain categories of projects as exempt from more detailed environmental review because these categories have been deemed to have no potential for significant impact on the environment. This project qualifies for a Categorical Exemption Class 2 as defined in Section 15302(c) of the State CEQA Guidelines.

---

**Business Goal:**

The RP-1 SCADA Migration Project is consistent with IEUA's Business Goal of Wastewater Management that ensures quality asset management and that systems are planned, constructed, and managed to protect public health, the environment, and meet anticipated regulatory requirements.

---

**Attachments:**

Attachment 1 - PowerPoint Presentation

Attachment 2 - Construction Contract

Attachment 3 - Consultant Amendment



# **Attachment 1**

# RP-1 SCADA Migration Project Construction Contract Award


Project No. EN13016.05

Jason Marseilles, PE  
Manager of Engineering  
May 2023



# Project Location

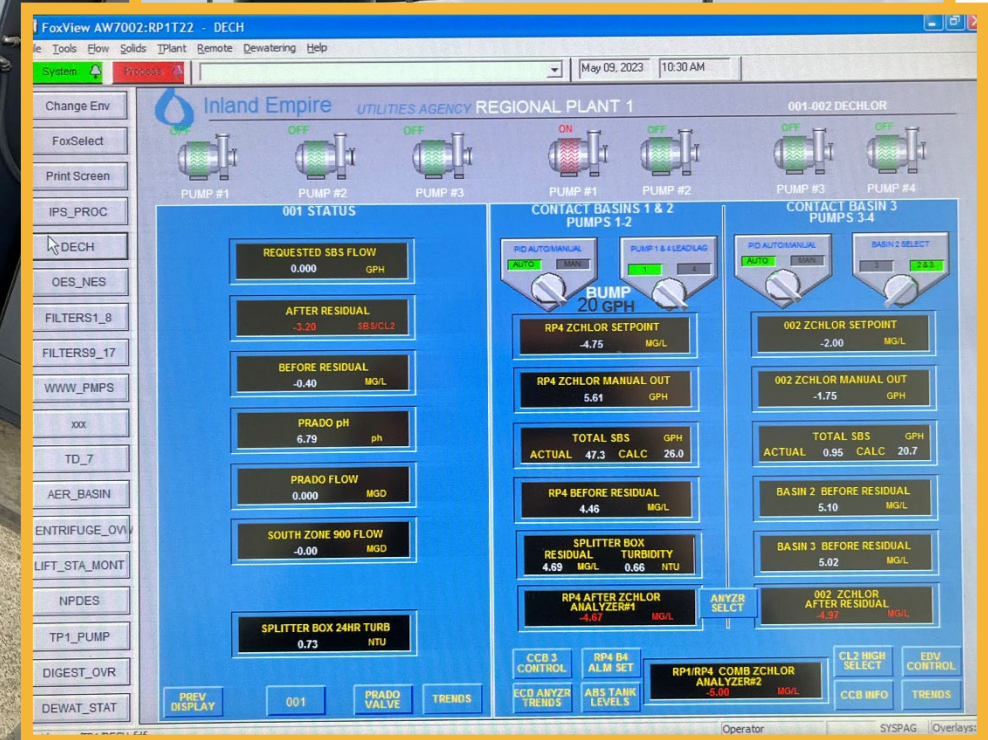
## Regional Water Recycling Plant No. 1 (RP-1)





# Project Justification

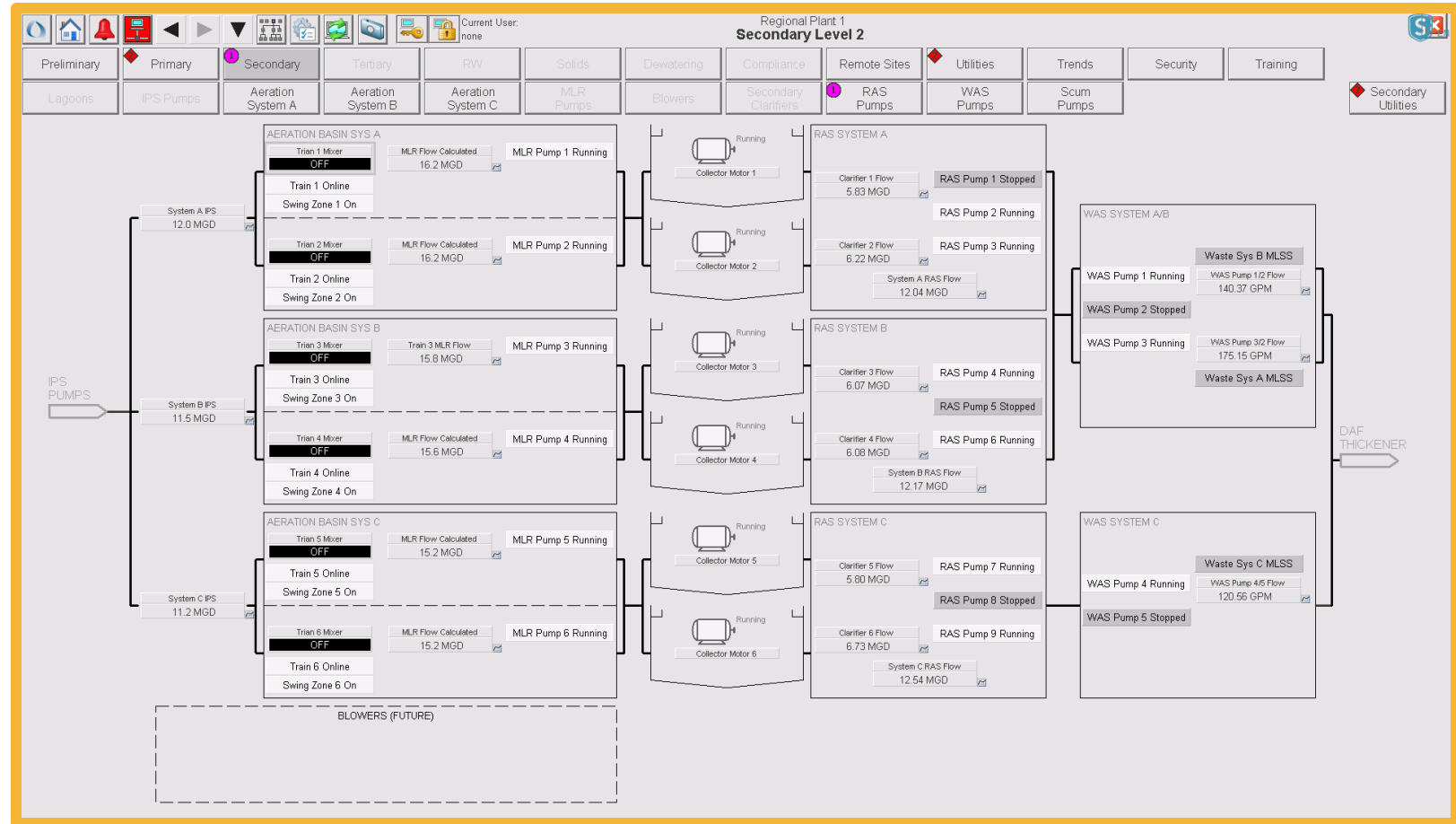
- Foxboro Installed in 1990
- Legacy system that is not supported and IEUA cannot obtain hardware for
- Software support is delayed: Latest Update has taken over a year to complete





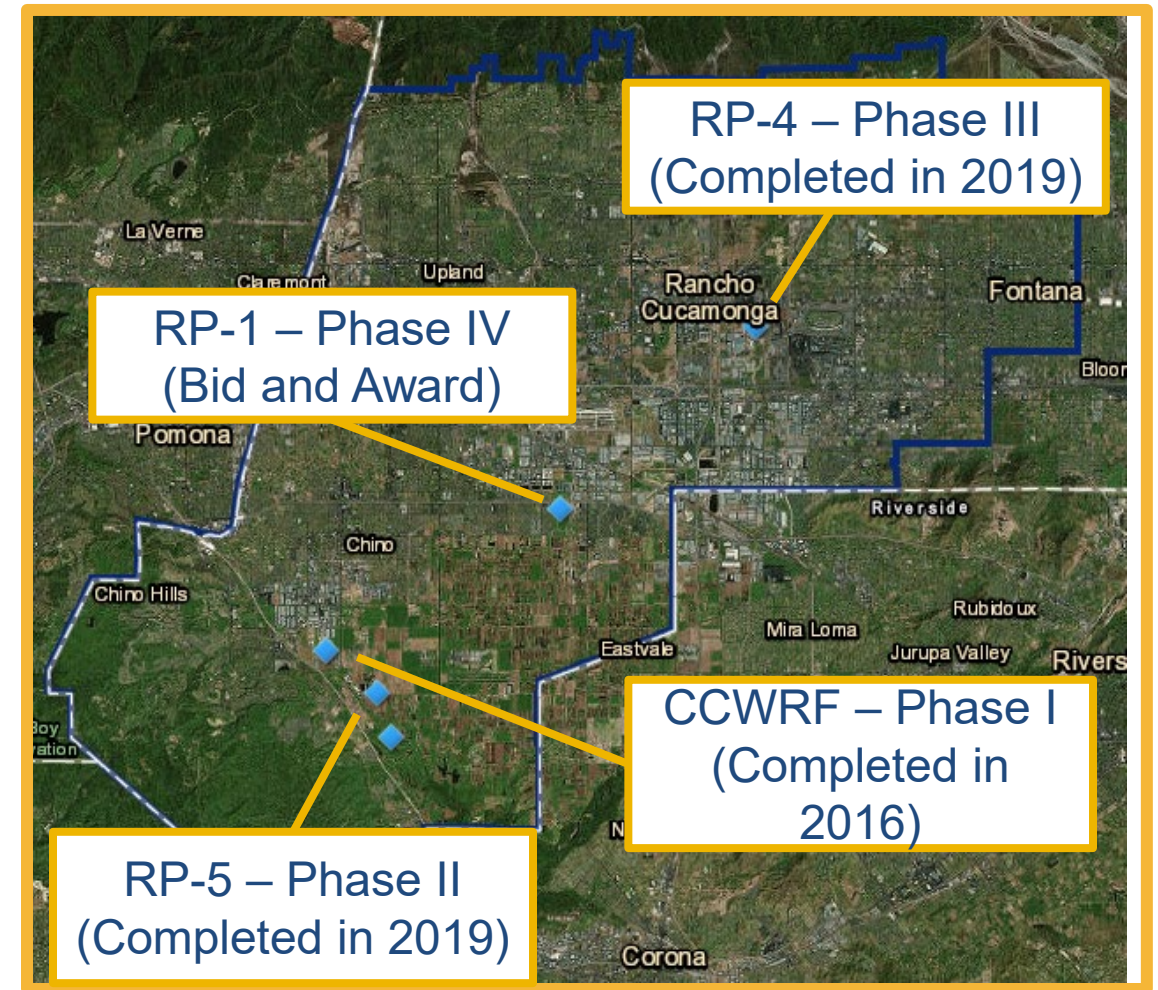
# Supervisory Control And Data Acquisition (SCADA)

- Real-time data transfer to processors
- Data disseminated to servers and computers
- Plant Monitoring via screens
- Process notification and alarm management



# Background

- SCADA Master Plan adopted in 2012
- Carbon Canyon, RP-4, and RP-5 migrated to new SCADA system
- RP-1 last treatment plant to be migrated  
—Design completed in November 2022





# Project Scope

- Upgrades to existing control and server rooms
- Upgrades to existing control panels
- New Human Machine Interface (HMI) hardware and software
- Replacement of most of the existing RP-1 fiber network
- Programming services provided by Technical Systems, Inc. (TSI)



Main Control Building Server Room



Human Machine Interface (HMI)

# Contractor Selection

- Pre-Qualified four contractors on July 26, 2022
- PlanetBids solicitation posted on November 23, 2022  
—111 calendar days (73 worked days)
- Three bids were received on March 14, 2023
- CDM Constructors was the lowest, responsive, and responsible bidder

Bidder's Name	Bid Amount
CDM Constructors, Inc.	\$9,695,500.00
Technical Systems Inc.	\$11,661,000.00
LEED Electric Inc.	\$13,313,000.00
Engineer's Estimate	\$10,000,000.00

# Project Budget and Schedule

Description	Cost
<b>Design Services</b>	<b>\$4,183,510</b>
Design Consultant Contract (actuals)	\$2,547,987
IEUA Design Services (actuals)	\$1,303,883
Arcadis U.S. Inc. (RP-1 Control Schematics)	\$239,940
SCADA Programming Services – PCN Review	\$91,700
<b>Construction Services</b>	<b>\$5,692,901</b>
Engineering Services During Construction – (this action)	\$669,717
IEUA Construction Services (10%)	\$1,223,184
SCADA Programming Services – Integration - TSI	\$3,800,000
<b>Construction</b>	<b>\$13,120,075</b>
Construction Contract (this action)	\$9,695,500
Rockwell Pre-Purchased Parts	\$1,891,100
Cisco Pre-Purchased Parts	\$189,853
Tertiary Building Water Piping Upgrades	\$150,888
Contingency (~10%)	\$1,192,734
<b>Total Project Cost (this Project):</b>	<b>\$22,996,486</b>
<b>Total Project Cost (CCWRF, RP-4, and RP-5)</b>	<b>\$14,952,890</b>
<b>Total Project Cost (All)</b>	<b>\$37,949,376</b>
<b>Total Project Budget:</b>	<b>\$31,117,055</b>
<b>Budget Augmentation (this action):</b>	<b>\$6,882,945</b>
<b>Proposed Total Project Budget:</b>	<b>\$38,000,000</b>

Project Milestone	Date
<b>Design</b>	
Design Completion	November 2022
<b>Construction (Estimated)</b>	
Construction Contract Award	May 2023
Construction Completion	June 2026



# Staff's Recommendation

1. Award the construction contract for the RP-1 SCADA Migration, Project No. EN13016.05, to CDM Constructors Inc., in the amount of \$9,695,500;
2. Approve the contract amendment for engineering services during construction of the RP-1 SCADA Migration, Project No. EN13016.05, to Eramosa International Inc., for a not-to-exceed amount of \$669,717, increasing the contract to \$4,581,105 (17% increase);
3. Approve a total project budget augmentation in the amount of \$6,882,945 to Project No. EN13016, increasing the budget from \$31,117,055 to \$38,000,000 in the RO Fund (22% increase); and
4. Authorize the General Manager to execute the contract, amendment, and budget augmentation, subject to non-substantive changes.

The RP-1 SCADA Migration Project is consistent with **IEUA's Business Goal of Wastewater Management** that ensures quality asset management and that systems are planned, constructed, and managed to protect quality asset management and that systems are planned, constructed, and managed to protect public health, the environment, and meet anticipated regulatory requirements.

# **Attachment 2**

**CONTRACT AGREEMENT FOR NUMBER: 4600003333**  
**FOR**  
**RP-1 SCADA MIGRATION PROJECT**  
**EN13016.05**

**1.0 CONTRACT**

THIS CONTRACT, made and entered into this 17<sup>th</sup> day of May, 2023, by and between CDM Constructors, Inc., hereinafter referred to as "CONTRACTOR," and The Inland Empire Utilities Agency, a Municipal Water District, located in San Bernardino County, California, hereinafter referred to as "IEUA".

**WITNESSETH:**

That for and in consideration of the promises and agreements hereinafter made and exchanged, IEUA and the CONTRACTOR agree as follows:

- A.** CONTRACTOR agrees to perform and complete in a workmanlike manner, all Work required under these Bid Documents FOR the RP-1 SCADA Migration, Project No.EN13016.05, in accordance with the Bid Documents, and to furnish at their own expense, all labor, materials, equipment, tools, and services necessary, except such materials, equipment, and services as may be stipulated in said Bid Documents to be furnished by IEUA, and to do everything required by this Contract and the said Bid Documents.
- B.** For furnishing all said labor, materials, equipment, tools, and services, furnishing and removing all plant, temporary structures, tools and equipment, and doing everything required by this Contract and said Bid Documents; also for all loss and damage arising out of the nature of the Work aforesaid, or from the action of the elements, or from any unforeseen difficulties which may arise during the prosecution of the Work until its acceptance by IEUA, and for all risks of every description connected with the Work; also for all expenses resulting from the suspension or discontinuance of Work, except as in the said Bid Documents are expressly stipulated to be borne by IEUA; and for completing the Work in accordance with the requirements of said Bid Documents, IEUA will pay and said CONTRACTOR shall receive, in full compensation therefore, the price(s) set forth in this Contract.
- C.** That IEUA will pay the CONTRACTOR progress payments and the final payment, in accordance with the provisions of the Contract Documents, with warrants drawn on the appropriate fund or funds as required, at the prices bid in the Bidding and Contract Requirements, Section C - Bid Forms and accepted by IEUA, and set forth in this below.



Total Bid Price: \$9,695,500.00 Nine Million Six Hundred Ninety-Five Thousand Five Hundred Dollars.

and Zero Cents.

- D. IEUA hereby employs the CONTRACTOR to perform the Work according to the terms of this Contract for the above-mentioned price(s), and agrees to pay the same at the time, in the manner, and upon the conditions stipulated in the said Bid Documents; and the said parties for themselves, their heirs, executors, administrators, successors, and assigns, do hereby agree to the full performance of the covenants herein contained.
- E. The Notice Inviting Bids, Instructions to Bidders, Bid Forms, Information Required of Bidder, Performance Bond, Payment Bond, Contractor's License Declaration, Specifications, Drawings, all General Conditions, Special Conditions and all Project Requirements, and all Addenda issued by IEUA with respect to the foregoing prior to the opening of bids, are hereby incorporated in and made part of this Contract, as if fully set forth.
- F. The CONTRACTOR agrees to commence Work under this Contract on or before the date to be specified in a written "Notice To Proceed" and to complete said Work to the satisfaction of IEUA one thousand two hundred and forty (1240) calendar days after award of the Contract. All Work shall be completed before final payment is made.
- G. Time is of the essence on this Contract.
- H. CONTRACTOR agrees that in case the Work is not completed before or upon the expiration of the Contract Time, damage will be sustained by IEUA, and that it is and will be impracticable to determine the actual damage which IEUA will sustain in the event and by reason of such delay, and it is therefore agreed that the CONTRACTOR shall pay to IEUA the amounts as set forth in General Conditions, Section C – Changes to the Contract for each day of delay, which shall be the period between the expiration of the Contract Time and the date of final acceptance by IEUA, as liquidated damages and not as a penalty. It is further agreed that the amount stipulated for liquidated damages per day of delay is a reasonable estimate of the damages that would be sustained by IEUA, and the CONTRACTOR agrees to pay such liquidated damages as herein provided. In case the liquidated damages are not paid, the CONTRACTOR agrees that IEUA may deduct the amount thereof from any money due or that may become due to the CONTRACTOR by progress payments or otherwise under the Contract, or if said amount is not sufficient, recover the total amount.

- I. In addition to the liquidated damages, which may be imposed if the CONTRACTOR fails to complete the Work within the time agreed upon, IEUA may also deduct from any sums due or to become due to the CONTRACTOR, penalties, and fines for violations of applicable local, state, and federal law.
- J. That the CONTRACTOR shall carry Workers' Compensation Insurance and require all subcontractors to carry Workers' Compensation Insurance as required by the California Labor Code.
- K. That the CONTRACTOR shall have furnished, prior to execution of the Contract, two bonds approved by IEUA, one in the amount of one hundred (100) percent of the Contract Price, to guarantee the faithful performance of the Work, and one in the amount of one hundred (100) percent of the Contract Price to guarantee payment of all claims for labor and materials furnished.
- L. The CONTRACTOR hereby agrees to protect, defend, indemnify and hold IEUA and its employees, Engineer, agents, officers, directors, servants and volunteers free and harmless from any and all liability, claims, judgments, costs and demands, including demands arising from injuries or death of persons (including employees of IEUA and the CONTRACTOR) and damage to property, arising directly or indirectly out of the obligation herein undertaken or out of the operations conducted by the CONTRACTOR, its employees agents, representatives or subcontractors under or in connection with this Contract to the fullest extent permitted by law.

The CONTRACTOR further agrees to investigate, handle, respond to, provide defense for, and defend any such claims, demands or suit at the sole expense of the CONTRACTOR.

IN WITNESS WHEREOF, The CONTRACTOR and the General Manager of Inland Empire Utilities Agency\*, thereunto duly authorized, have caused the names of said parties to be affixed hereto, each in duplicate, the day and year first above written.

- M. The CONTRACTOR, by signing the contract does swear under penalty of perjury that no more than one final unappeasable finding of contempt of court by a Federal court has been issued against the CONTRACTOR within the immediately preceding two-year period because of the CONTRACTOR's failure to comply with an order of a Federal court which orders the CONTRACTOR to comply with an order of the National Labor Relations Board (Public Contract Code 10296).

Inland Empire Utilities Agency\*,  
San Bernardino County, California.

By \_\_\_\_\_

*General Manager*  
Shivaji Deshmukh

CONTRACTOR

By \_\_\_\_\_

*Thomas Visosky*  
Senior Vice President

*\* A Municipal Water District*



# **Attachment 3**



**CONTRACT AMENDMENT NUMBER: 4600002939-007**

**FOR**

**SCADA ENTERPRISE SYSTEM CONSULTING**

THIS CONTRACT AMENDMENT SEVEN is made and entered into this \_\_\_\_ day of \_\_\_\_\_, 2023, by and between the Inland Empire Utilities Agency, a Municipal Water District, organized and existing in the County of San Bernardino under and by virtue of the laws of the State of California (hereinafter interchangeably referred to as "IEUA" and "Agency") and Eramosa International Inc., with offices in Overland Park, Kansas and Guelph, Ontario, Province of Canada (hereinafter referred to as "Consultant"), for designing and implementing the SCADA Enterprise Project No. EN13016 and all germane Subprojects as previously exercised on assigned novation Contract Amendment 4600002438-002, and shall revise the Contract as herein amended:

**SECTION FOUR, SCOPE OF WORK AND SERVICES, ADDS THE FOLLOWING**

**PARAGRAPH:** Consultant's additional services and responsibilities shall be in accordance with Consultant's proposal dated March 16, 2023 which is attached hereto, referenced herein, and made a part hereof as **Exhibit G**.

**SECTION FIVE, TERM, ADDS THE FOLLOWING PARAGRAPH:** The Term of this Contract shall extend from the date of the Notice to Proceed and terminate on June 30, 2026, unless otherwise agreed to by both parties, reduced to writing, and amended to this contract.

**SECTION SIX, COMPENSATION, ADDS THE FOLLOWING PARAGRAPH:** As compensation for the additional work performed under this Contract Amendment Number -007 and in accordance with **Exhibit G**, Agency shall pay Consultant a **NOT-TO-EXCEED maximum of \$2,448,756.81, reflecting an increase of \$669,717.00.**

**Balance of this Contract remains in full force and effect.**

WITNESSETH, that the parties hereto have mutually covenanted and agreed as per the above amendment items, and in doing so have caused this document to become incorporated into the Contract documents.

**INLAND EMPIRE UTILITIES AGENCY:  
(A Municipal Water District)**

**ERAMOSA INTERNATIONAL, INC.:**

Shivaji Deshmukh  
General Manager

(Date)

Nick Hallas  
President

(Date)

DocuSigned by:  
*Nick Hallas* 4/19/2023  
66B61727C0F7489...

# Exhibit G





## INLAND EMPIRE UTILITIES AGENCY

### RP-1 Engineering Support During Construction (EN13016.05)

Date of Submission: 3/16/2023

Eramosa International Inc.,

9393 W. 110th St.,  
Ste. 500, PMB #5605  
Overland Park, KS 66210  
Phone: 913.945.1566

Contact:

Jeffrey Montano, P.E., P.Eng.  
Jeffrey.Montano@eramosa.com  
www.eramosa.com



[www.eramosa.com](http://www.eramosa.com)

GUELPH · CALGARY · TORONTO · LONDON · OVERLAND PARK (KS)

# RP-1 Engineering Support during Construction | 2023

---

## COVER LETTER

**Eramosa International Inc.** is pleased to provide to the **Inland Empire Utilities Agency (IEUA)** a Proposal for services of a qualified company to provide engineering support during construction for the RP-1 SCADA Migration project for IEUA.

We understand IEUA's goals of upgrading their SCADA and controls systems with a standardized, well-documented, centralized, and sustainable system which will provide enhanced reliability and improved operations, as well as simpler troubleshooting. We are familiar with and have used the Engineering Design Guidelines and your SCADA standards requirements and will follow these documents for SCADA projects.

We have assembled a team of **California-based professionals** led by **Eramosa Project Manager Jeffrey Montano**, to collaboratively provide the high-quality services necessary to meet IEUA's expectations. We will also draw upon additional subject matter expertise as needed.

Jeffrey Montano ([Jeffrey.Montano@eramosa.com](mailto:Jeffrey.Montano@eramosa.com), 916-524-9007) will be the point of contact for future communication during your selection process. We will be pleased to discuss any aspect of our submittal with you and look forward to working with the Agency on this important project.

Yours truly,  
ERAMOSA INTERNATIONAL INC.

Jeff Burton, PE  
Vice President  
[Jeff.Burton@eramosa.com](mailto:Jeff.Burton@eramosa.com)  
[www.eramosa.com](http://www.eramosa.com)

RP-1 Engineering Support during Construction

2023

Table of Contents

COVER LETTER ..... I

1.0 COMPANY BACKGROUND ..... 1

    ERAMOSA COMPANY PROFILE ..... 1

2.0 PROJECT OVERVIEW AND APPROACH ..... 2

3.0 ENGINEERING SERVICES DURING CONSTRUCTION ..... 3

4.0 PROJECT TEAM AND QUALIFICATIONS ..... 4

5.0 SCOPE OF WORK ..... 5

    5.1 CONSTRUCTION ASSISTANCE ..... 5

    5.2 POST CONSTRUCTION ASSISTANCE ..... 6

        TASK 1 – PROJECT MANAGEMENT AND MEETINGS ..... 6

        TASK 1.1 WORKSHOPS ..... 6

        TASK 2 – SUBMITTALS ..... 7

        TASK 2.1 CONTRACTOR ..... 7

        TASK 2.2 MATERIAL ..... 7

        TASK 2.3 PANEL TESTING ..... 7

        TASK 3 –CONSTRUCTION..... 7

        TASK 3.1 – SITE SUPPORT ..... 7

        TASK 3.2 – START-UP..... 7

        TASK 4 – DOCUMENTATION MANAGEMENT ..... 8

        TASK 4.1 – INPUTS & OUTPUTS LIST ..... 8

        TASK 4.2 – INTEGRATED ARCHITECTURE BUILDER ..... 8

        TASK 4.3 – PROCESS CONTROL NARRATIVES..... 8

        TASK 5 – RISK REGISTER ..... 8

        DELIVERABLES: ..... 8

        ASSUMPTIONS:..... 9

6.0 SCHEDULE ..... 1

7.0 PROJECT LABOR HOURS ..... 2

APPENDIX A..... I



# RP-1 Engineering Support during Construction | 2023

## 1.0 COMPANY BACKGROUND

Eramosa has been delivering projects covering all aspects of SCADA and automation since inception in 1998. Eramosa has become familiar with the needs of IEUA throughout the SCADA Migration project, including documentation and instrumentation standards. Our firm profile is provided below.



### Eramosa Company Profile

Eramosa International Inc. was incorporated in 2010 as a sister company of Eramosa Engineering Inc., a recognized leader in providing specialized engineering services to the municipal water and wastewater sector across Canada and the United States since 1998, to focus specifically on US clients. Our combined average annual revenues exceed \$13M and we continue to target and realize 10-12% annual growth.

Eramosa seamlessly provides professional engineering services to assist our clients in meeting their business requirements through the customized application of appropriate technologies. Our business is driven from our corporate office in Overland Park, KS, drawing from a staff of over 90 professionals in California, Kansas, Calgary, Alberta, and Guelph, London, and Toronto, Ontario.

Eramosa provides the full spectrum of vendor agnostic SCADA system services, from planning to implementation to support. We leverage all industry standards and best practices, and often help develop them through our organizational memberships and committee engagements. We maintain our cutting-edge expertise through continued training and project execution, demonstrated by a multitude of vendor certifications. Our SCADA and automation service offerings include:

- Assessments and Master Planning
- Process Standardization and Documentation
- Instrumentation & Control Design
- Electrical Engineering Design
- Conceptual and Detailed Network Design and Configuration (IT, OT, Enterprise)
- Cybersecurity Assessment and Planning
- Software Engineering, Programming, and Integration (SCADA, HMI, PLC/PAC/RTU)
- Data Management and Visualization
- 24/7 Telephone Support
- On-request Emergency Support

We invite you to visit our website at <http://www.erasosa.com> for more information about our firm.

# RP-1 Engineering Support during Construction | 2023

## 2.0 PROJECT OVERVIEW AND APPROACH

Eramosa has been engaged with the Agency supporting its SCADA needs since our first engagement when we were Westin, dating back to the 2013 SCADA Master Plan. Eramosa's most current engagement developed a SCADA Migration design for RP-1 by developing a full suite of Process Control Narratives (PCN). The PCN effort took several years of weekly meetings with operations to develop over 100 PCNs that are critical to clear and concise automation expectations. Since the 2013 engagement the Agency has been working to meet its SCADA Master Plan goals and nearing the last facility SCADA upgrade. This has been a long journey for the Agency lasting over generations of technologies, staff, funding, and doing so while managing risks. The last and final facility, Regional Water Recycling Plant #1 (RP-1) is on track for the last facility to finally remove Foxboro Distributed Control System (DCS) from the Agency's asset list. This will mark a SCADA milestone for the Agency on its journey to establish a standardized SCADA system that is in alignment with the 2013 Master Plan objectives.

The next phase for RP-1 SCADA Migration project is construction and installation. This will cover the submittals, panel fabrication and site construction work. Eramosa will provide remote engineering support during construction, utilizing Teams viewer, the extensive site knowledge, and the extensive library of documents the Eramosa engineering team has built over the SCADA Migration project. Eramosa will be available for site visits as needed to supplement this remote support effort. Eramosa will also cover managing previously developed Eramosa documentation throughout the construction phase to ensure that at the end of the project a complete and accurate documentation set will be available for IEUA which will ease future maintenance and future upgrade projects.

### Basis for Level of Effort

The following prescribed support tasks that Eramosa recommends during construction. For SCADA projects panel submittals and fabrication are critical for project success. Any changes to the design drawings will be approved and recorded by Eramosa to ensure continued success throughout the construction phase. The uncertain nature of construction in an existing and running facility requires budget flexibility to fully support the project. Eramosa will perform the Engineering Support during Construction of the RP-1 SCADA Migration project on a Time and Material Basis with an initial estimate based on a few project metrics. The follow is the basis for Eramosa's level of effort support budget:

- 35 new control panels
- 35 modified existing control panels
- 4-year Contractor schedule
- Expected 2 re-submittals per required submittal
- List of Agency prescribed tasks for Engineering Support during Construction
- Weekly construction meeting
- Documentation updates throughout the construction phase

## RP-1 Engineering Support during Construction | 2023

---

### 3.0 ENGINEERING SERVICES DURING CONSTRUCTION

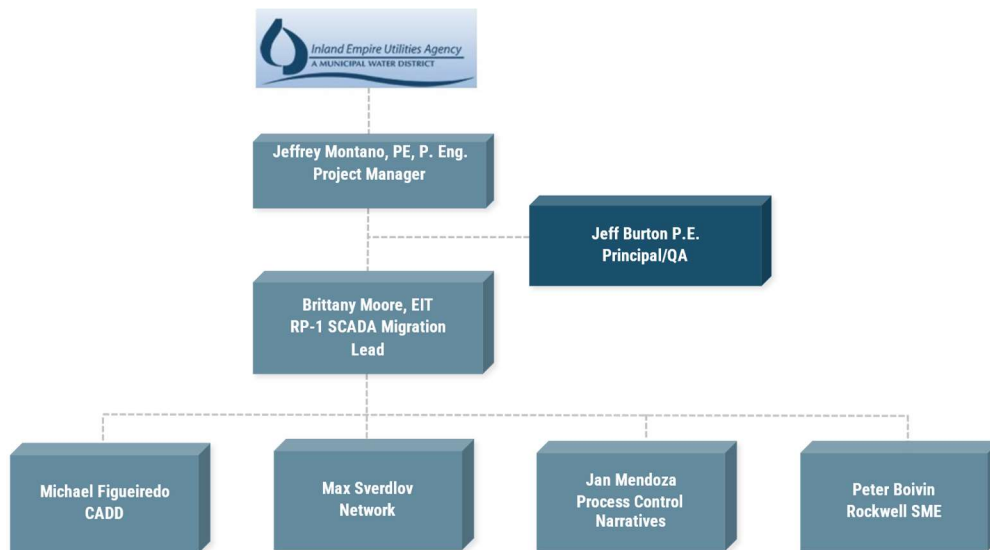
Eramosa will provide Engineering Support during Construction of the RP-1 SCADA Migration project following the construction schedule in Schedule 6.0 section below. Anticipated and typical support tasks by the Agency are listed below:

- Attend a pre-construction conference.
- Conformed Plans and Specifications.
- Review and approve any modifications made to PCN's.
- Attend weekly Construction Progress Meetings.
- Inputs/Outputs list management
- Review Shop Drawings/Submittals.
- Provide Text and Drawings for Change Orders.
- Respond to Job-Site Questions from Construction Manager.
- Startup Protocol and Assistance with Integration of Constructed Facility.
- Attend 10 Workshops.
- Support Commissioning Roles and Responsibility Matrix – As outlined in the IEUA Engineering Design Guidelines.
- Documentation control and updates for Eramosa supplied documents during the design phase



## 4.0 PROJECT TEAM AND QUALIFICATIONS

We have assembled a team of experts and industry leaders in the planning, development, construction, of Electrical and SCADA and Control Systems specifically for the municipal water and wastewater industry. We have also identified specialists with a key focus around the main SCADA platforms selected by the Agency, namely being **Rockwell PlantPax**. Our team's organizational chart is shown below in Figure 1.



### Key Personnel

- Jeffrey Montano – Project Manager
- Brittany Moore – RP-1 SCADA Migration Lead
- Jan Mendoza – Process Control Narratives
- Peter Boivin – Rockwell SME
- Max Sverdlov – Network
- Michael Figueiredo - CADD

We are committed to providing this proposed team for the duration of the project. Details regarding experience, qualifications, certifications, licenses, area of expertise and specialization are included in the respective resumes provided in Appendix A.

# RP-1 Engineering Support during Construction | 2023

## 5.0 SCOPE OF WORK

This proposal is focused on the Engineering Support during Construction in support of the Agency. The Agency has a prescribed scope of services that are typical for Eramosa to provide Engineering Support during Construction for the RP-1 SCADA Migration project. Eramosa was the electrical engineer of record and has a vested role in the project. Areas of support are listed below:

### 5.1 CONSTRUCTION ASSISTANCE

Eramosa will provide engineering support during construction by providing the following tasks:

- Attend a pre-construction conference.
- Prepare conformed set of bid plans and specifications incorporating any changes made during the bid phase.
- Manage, track, review and approve modifications made to PCN's.
- Manage, track and maintain the Inputs and Output (I/O) listing in the Agency format spreadsheet for I/O list.
- Attend Weekly Construction Progress Meetings (Virtual and in person).
- Visit construction site and walk the job site to review progress and quality of the work.
- Discuss important areas and items, and to inspect issues arising from Requests for Information (RFI's) from the Contractor in preparation for responding to the RFI.
- Verify weekly construction schedules versus progress made in the field, and report on findings.
- Use IEUA's Capital Improvement Program Office (CIPO) software for all documentation.
- Review Shop Drawings/Submittals - Review shop drawings/submittals, catalog data and other materials that the Contractor is required to submit in accordance with IEUA's Standard Conditions.
- Provide Text and Drawings for Change Orders - Prepare text and drawings for change order documents as necessary. Engineer shall provide assistance during construction with cost estimates for RFDs and change orders in order to validate the quotes received from the Contractor.
- Respond to Job-Site Questions from Construction Manager by providing written answers to RFI(s) (Request for Information) including sketches and/or drawing revisions as appropriate.
- Discuss items by phone with Construction Manager to answer simple items or develop need and course of action on complex items.
- Provide written discussion of items and questions as requested by the Construction Manager.
- The Contactor submittals shall be verified against the requirements of the contract documents to ascertain contractor compliance.

# RP-1 Engineering Support during Construction | 2023

- Startup Protocol and Assistance with Integration of Constructed Facility by providing a written recommendation, including step by step instructions, to start up the constructed scope of work in the most effective manner that maximizes integration of the existing facility. Recommendation must specify impacts to other systems within the facility due to start up and continued operation of the constructed scope of work.
- Be present to witness and certify the proper start-up of the system.
- Attend workshop for start-up with Contractor for conducting a workshop detailing start-up requirements and procedures with the Contractor.
- Support Commissioning Roles and Responsibility Matrix following the IEUA Engineering Design Guidelines.
- Eramosa will use Agency provided spreadsheet to track project I/O changes.

## 5.2 POST CONSTRUCTION ASSISTANCE

Eramosa will provide Post Construction support by providing the following tasks:

- Capture “as-built” information to the contract plans to include digital versions which shall be submitted electronically to IEUA.
- Incorporate into the final as built the general Contractor’s monthly submission of the as built drawing(s) reflecting the permanently installed material and equipment.

### Task 1 – Project Management and Meetings

Our Project Manager will continue to work in tandem with the Agency to drive for continuous, coordinated, and documented communication. Key project management tasks are as follows:

- Provide monthly written Status Report to the Agency’s Project Manager and submit with Invoice. Status Report to include progress made to date demonstrated by percent complete for the estimated tasks, staff involvement, risks and mitigation plans, costs to date, estimate to complete, schedule concerns. Monthly invoice shall be submitted in a format agreed upon by the Agency.
- Conduct bi-weekly conference call one-hour status meetings with the Agency’s Project team and Eramosa’s project team. These calls will involve discussions on budget/schedule and technical and design topics.
- Maintain Schedule document, action items, decision log and distribute for bi-weekly status call. Maintain meeting minutes and produce agendas for meetings.

### Task 1.1 Workshops

- SCADA
- Transition Plans
- Fiber Optics



# RP-1 Engineering Support during Construction | 2023

---

## Task 2 – Submittals

This project is multi-disciplined and covers multiple systems and areas at RP-1. Eramosa expects submittals for this project to span many technologies and plant areas. Eramosa has budgeted for 2 re-submittals per required submittal. Currently in the contract documents we are asking for submittals in the following areas:

### Task 2.1 Contractor

- Schedule
- Transition Plans
- Testing Plans

### Task 2.2 Material

- Conduit & Wire
- Fiber Optic cables
- Misc. Materials

### Task 2.3 Panel Testing

- Panel Layouts
- Tagging

Eramosa has budgeted for 5 days of panel testing for each area, Pri, Sec Ter and Solids. This totals 20 days to support panel testing used per the Agency direction.

## Task 3 –Construction

Current construction schedule shows the work spanning over four years from notice to proceed to final completion. The schedule is grouped into four main tasks. Starting with submittals then fabrication and finally site construction wrapping up with start-up. Each task is approximately 12 months in length for a total of four years.

### Task 3.1 – Site Support

Schedule shows construction on-site to be 16 months. Eramosa will support site work as needed during the construction phase of the project. Eramosa has planned for two days per month to be on-site. Eramosa will work to have two of the days on site co-inside with construction status meetings. Eramosa has budgeted for 32 days on-site for support.

### Task 3.2 – Start-up

Schedule shows construction on-site to be 16 months with start-ups done by area. Each area start-up is shown as two months for each of the four areas. Eramosa will support start-up work as needed during the start-up phase of the project. Eramosa has planned for two days per week to be on-site during start-up activities. Eramosa has budgeted for 64 days on-site for start-up support.

# RP-1 Engineering Support during Construction | 2023

---

## Task 4 – Documentation Management

The RP-1 SCADA Migration project has and will be developing numerous and critical documents that capture important information on the SCADA system at RP-1. The current design has developed and captures information for the System Integrator and Installation contractor that then will add more details and documents that need tracked. Eramosa will address the three main groups of documents related to SCADCA over the course of the project. The areas are covered below:

### Task 4.1 – Inputs & Outputs list

Eramosa will use the existing Inputs and Outputs listing spreadsheet created by the Agency in their Excel format for SCADA I/O tracking. Eramosa will then use this spreadsheet to track changes to the I/O list for additions, deletions, and changes. Eramosa will use the Agency format so the final file can be used by the Agency at the completion of the project.

### Task 4.2 – Integrated Architecture Builder

Eramosa will use the current Integrated Architecture Builder (IAB) file developed to track changes to the SCADA design. The IAB is a key Rockwell tool for SCADA projects and critical tool to gauge changes and validate the final installation.

### Task 4.3 – Process Control Narratives

Eramosa will use the Contract versions of the PCNs related to RP-1 and manage version control during the project. These documents are key in capturing the integration standard expectation by the agency for the migrated SCADA system. The final PCNs will be provided to the Agency for as-built information.

Eramosa will use the PCN tracking spreadsheet for management of revisions and comment tracking. The spreadsheet will be updated regularly and reviewed during the project status meetings.

## Task 5 – Risk Register

Eramosa will capture the project risks in list form. Then establish a risk heat map based on the project risks list.

### Deliverables:

Project drawings will be developed using AutoCAD 2018.

1. Project Management - Meeting Agendas and Minutes
2. Submittal Review comments
3. Field Reports
4. RFI Responses
5. Process Control Narratives
6. I/O List in Agency format

## RP-1 Engineering Support during Construction | 2023

---

7. IAB File
8. Risk listing and Heat Map

### Assumptions:

1. IEUA can supply information requested in root file format for Eramosa to update. (e.g., Drawings will be submitted as CAD files not PDF's if they require modification)
2. Appropriate IEUA Personnel will attend workshops and provide productive information
3. IEUA will provide review comments per the turnaround requirements in the schedule.



## RP-1 Engineering Support during Construction | 2023

---

### 6.0 SCHEDULE

ID		Task Mode	Task Name	Duration	Start	Finish	Predecessors
1			RP-1 Construction	885 days	Mon 5/1/23	Fri 9/18/26	
2			Contractor NTP	0 days	Mon 5/1/23	Mon 5/1/23	
3			Construction Kickoff MTG	20 days	Mon 5/1/23	Fri 5/26/23	2
4			Construction Submittals	30 days	Mon 5/29/23	Fri 7/7/23	3
5			Submittal reviews	20 days	Mon 7/10/23	Fri 8/4/23	4
6			Submittal Process	280 days	Mon 7/10/23	Fri 8/2/24	
7			Primary (15 Panels)	40 days	Mon 7/10/23	Fri 9/1/23	4
8			Submittal reviews	30 days	Mon 9/4/23	Fri 10/13/23	7
9			Secondary (20 Panels)	40 days	Mon 10/16/23	Fri 12/8/23	8
10			Submittal reviews	30 days	Mon 12/11/23	Fri 1/19/24	9
11			Tertiary (15 Panels)	40 days	Mon 1/22/24	Fri 3/15/24	10
12			Submittal Reviews	30 days	Mon 3/18/24	Fri 4/26/24	11
13			Solids (15 Panels)	40 days	Mon 4/29/24	Fri 6/21/24	12
14			Submittals Reviews	30 days	Mon 6/24/24	Fri 8/2/24	13
15			Panel Fabrication	370 days	Mon 10/16/23	Fri 3/14/25	
16			Material Lead Times	180 days	Mon 10/16/23	Fri 6/21/24	8
17			Primary Panels Fab	30 days	Mon 6/24/24	Fri 8/2/24	16
18			FAT Primary Panels	10 days	Mon 8/5/24	Fri 8/16/24	17
19			Material Lead Times	160 days	Mon 1/22/24	Fri 8/30/24	10
20			Secondary Panel Fab	30 days	Mon 9/2/24	Fri 10/11/24	19
21			FAT Secondary Panels	10 days	Mon 10/14/24	Fri 10/25/24	20
22			Material Lead Times	140 days	Mon 4/29/24	Fri 11/8/24	12
23			Tertiary Panel Fab	30 days	Mon 11/11/24	Fri 12/20/24	22
24			FAT Tertiary Panels	10 days	Mon 12/23/24	Fri 1/3/25	23
25			Material Lead Times	120 days	Mon 8/5/24	Fri 1/17/25	14
26			Solids Panel Fab	30 days	Mon 1/20/25	Fri 2/28/25	25
27			FAT Solids Panels	10 days	Mon 3/3/25	Fri 3/14/25	26
28			Site Construction	370 days	Mon 3/17/25	Fri 8/14/26	
29			Contractor Mob in	10 days	Mon 3/17/25	Fri 3/28/25	27
30			Primary Site Work	90 days	Mon 3/31/25	Fri 8/1/25	
31			Transition Primary	60 days	Mon 3/31/25	Fri 6/20/25	29,18
32			SAT Primary	30 days	Mon 6/23/25	Fri 8/1/25	31
33			Secondary Site Work	90 days	Mon 8/4/25	Fri 12/5/25	
34			Transition Secondary	60 days	Mon 8/4/25	Fri 10/24/25	32,21
35			SAT Secondary	30 days	Mon 10/27/25	Fri 12/5/25	34
36			Tertiary Site Work	90 days	Mon 12/8/25	Fri 4/10/26	
37			Transition Tertiary	60 days	Mon 12/8/25	Fri 2/27/26	35,24
38			SAT Tertiary	30 days	Mon 3/2/26	Fri 4/10/26	37
39			Solids Area Site Work	90 days	Mon 4/13/26	Fri 8/14/26	
40			Transition Solids	60 days	Mon 4/13/26	Fri 7/3/26	38,27
41			SAT Solids	30 days	Mon 7/6/26	Fri 8/14/26	40
42			Field Engineering	360 days	Mon 3/31/25	Fri 8/14/26	29
43			Close out	25 days	Mon 8/17/26	Fri 9/18/26	41
44			Project Complete Milestone	0 days	Fri 9/18/26	Fri 9/18/26	43


RP-1 Engineering Support during Construction

2023

---

7.0 PROJECT LABOR HOURS

Eramosa will provide this scope of services on a time-and-expenses basis for a Not-to-Exceed price. A breakdown level of effort or hours by team member is shown in the following table:

		Eramosa Project No.:		US28022	Eramosa P.M.		Pierre Cayatte				
		Project Title:		RP-1 SCADA Migration Egnieering Support during Construction							
		End Client:		Inland Empire Utilitiers Agency							
		Proposal By:		Jeffrey Montano							
Task #	Description	Comments	Jeffrey Montano	Brittany Moore	Maxim Sverdllov	(Select Name)	CAD	Peter Boivin	(Select Name)	(Select Name)	Totals
			\$ 213.00	\$ 156.00	\$ 185.00	\$ -	\$ 85.00	\$ 156.00	\$ -	\$ -	
			Project Manager	Sr. System Integrator	Sr. Network Design	#N/A	CAD	Rockwell	#N/A	#N/A	
1 Project Management and Meetings											
1.01	Invocieing	48 mths at 3hrs/mth	144.0								\$ 30,672.00
1.02											\$ -
1.03	bi-weekly meetings	48 mths at 4hrs/mtg	192.0								\$ 40,896.00
1.04											\$ -
1.05	Construction status mtgs	24 mths at 4hrs/mth	96.0								\$ 20,448.00
1.06											\$ -
1.07	Workshops	10 workshops	80.0	80.0							\$ 29,520.00
1.08											\$ -
1.09											\$ -
1.10											\$ -
	Project Management and Meetings Subtotal		512.0	80.0	0.0	0.0	0.0	0.0	0.0	0.0	\$ 121,536.00
2 Submittals											
2.01	Construction	20 Submittals X 3	25.0	150.0	25.0						\$ 33,350.00
2.02	Material	20 Submittals X 3	25.0	150.0	25.0						\$ 33,350.00
2.03	Panels	75 Submittals X 3	200.0	500.0	50.0						\$ 129,850.00
2.04											\$ -
2.05	Panel Testing	20 days of panel testing	80.0	80.0							\$ 29,520.00
2.06											\$ -
2.07											\$ -
2.08											\$ -
2.09											\$ -
2.10											\$ -
	Submittals Subtotal		330.0	880.0	100.0	0.0	0.0	0.0	0.0	0.0	\$ 226,070.00
3 Construction											
3.01	Site Support	32 days Construction support on-site	100.0	200.0	50.0						\$ 61,750.00
3.02	Start-up	64 days for testing on-site	200.0	400.0	50.0						\$ 114,250.00
3.03											\$ -
3.04											\$ -
3.05	Expense										\$ 40,000.00
	Construction Subtotal		300.0	600.0	100.0	0.0	0.0	0.0	0.0	0.0	\$ 216,000.00
4 Documentation Management											
4.01	I/O list		25.0	200.0	24.0						\$ 40,965.00
4.02	IAB		25.0	80.0	24.0						\$ 5,000.00
4.03	PCN		50.0	200.0	24.0						\$ 46,290.00
4.04											\$ -
4.05											\$ -
4.06											\$ -
	Documentation Management Subtotal		100.0	480.0	72.0	0.0	0.0	0.0	0.0	0.0	\$ 92,255.00
5 Risks											
5.01	list		24.0	24.0							\$ 8,856.00
5.02	map		24.0	12.0							\$ 5,000.00
5.03											\$ -
5.04											\$ -
5.05											\$ -
	Risks Subtotal		48.0	36.0	0.0	0.0	0.0	0.0	0.0	0.0	\$ 13,856.00
	Project Subtotal		1290.0	2076.0	272.0	0.0	0.0	0.0	0.0	0.0	\$ 669,717.00



# Appendix A





excellence. period.



## EDUCATION

B.S.E.E.E., California State  
University, Sacramento

III Project Management Fundamentals

NEC 2014

## PROFESSIONAL ASSOCIATIONS

Professional Engineer, California &  
Oregon

APEGA Alberta P.Eng.

## Jeff Montano, PE, P.Eng.

### Team Leader/Project Manager

Jeff Montano is a seasoned Engineer with 20+ years experience in condition assessment, planning, design and project management for SCADA, DCS, electrical power, process, I&C, and communications. Jeff has extensive experience in design, construction, system integration, instrumentation & control, process systems, power systems, water, food & beverage, mining & material handling. He has experience in master planning, business systems, integration, configuration and training.

### PROJECT EXPERIENCE

**Inland Empire Utility Agency, Chino, CA – RP-1 SCADA Migration:** Leading the effort to replace Reginal Plant #1 SCADA System, meaning oldest and most modified plant in the fleet with Digester #1 dated 1948. The plant was operating on two SCADA system struggling with obsolescence and support. Eramosa worked with the Agency to apply SCADA standards, upgrade the campus Fiber infrastructure, and address server and control room upgrades. The final solution is a single SCADA software across Agency fleet that reduces lifecycle cost of ownership.

**Napa Sanitation District, Napa, CA - SCADA Master Plan:** Lead the effort to create a SCADA Master Plan for the Napa Sanitation District. Effort included Assessment, Industry Practices for SCADA, a Gap analysis and an Action Plan to progress the system along with the industry.

**San Juan Water District, San Juan, CA – SCADA Master Plan:** Lead the effort to create a SCADA Master Plan for the San Juan Water District. Effort included Assessment, Industry Practices for SCADA, a Gap analysis and an Action Plan to progress the system along with the industry.

**Eagle River Water and Sanitation District, Vail, CO – SCADA Assessment:** Develop Wastewater SCADA assessment and design replacement plan for three plants. Design replacement of Wonderware SCADA system at WWTP with GE's Proficy to match water plants. Design system architecture to enable remote monitoring and control of WW plants.

**TransAlta Life Extension Program, Alberta, Canada:** Involved in the life extension program which covers 18 generating units over multiple years. Work will include site condition assessments, upgrade evaluation potential, preliminary costing, and scheduling and interfacing with the equipment manufacturer.



*excellence. period.*



**Mammoth Lakes, CA – Wastewater Plant Expansion, MCWD:** Responsible for design of electrical/I&C design build package and construction services during the installation of the SCADA/Electrical. All the older MCCs were replaced with new gear. A new ATS and Generator were added to provide back-up power to the plant. Coordination with contractors and equipment vendors to integrate new control panels and LAN linked to SCADA computers. Once WWTP control systems were installed the main SCADA system was upgraded from Intouch 8.11 to 9.5 to a new architecture and installed into racks located in Telco closet.

**Alameda Flood Control Agency, Alameda, CA – Storm SCADA System:** Responsible for configuration and construction services during the installation of the flood control SCADA system. This system has 20 pumping stations, a repeater site and a central control center. These sites are all linked using spread spectrum radios and dial-up modems for back-up to the SCADA computer network. The SCADA computer has remote dial-in access and control of the entire system. Tasks include electrical design packages, RTU programming, radio configuration and system networking.

**Santa Lucia Preserve, Carmel, CA - Water SCADA System:** Responsible for construction services during the installation of the water SCADA system. This system has over 100 sites including wells, water treatment plants, booster stations and PRVs. These sites are all linked using spread spectrum radios, RS485, and DH+ to a central SCADA computer. The SCADA computer has remote dial-in access and control of the entire system. Tasks include electrical design package, RTU programming, radio configuration and system networking. Development of custom driver to capture flow meter totals.

**TID Don Pedro Dam Projects:** Don Pedro Dam comprises two water conveyance tunnels and a four-unit hydro power generation powerhouse. The work performed by HDR was part of life extension plans for the facility that began with their power and diversion tunnels. The work established trustworthy clearance and protection points upstream of the powerhouse. Then moved into the powerhouse and related balance of plant equipment. As the program manager he leads a design team and facilitates the process to replace outdated systems, upgrades on the power units and related balance of plant equipment.

**NID Chicago Park Upgrade Project:** Chicago Park hydro generation project consisted of generator, station service and line protection relay replacement. Electromechanical relays were obsolete and replaced with microprocessor/digital relays and clean-up of the main control switchboard. As PM and lead he managed a design team and facilitated the process to replace outdated relay systems using the spec, procure, design and install sequencing process. Relay settings, start-up planning and testing support were provided that resulted in a clean-up of electrical documentation and improved protection of the unit.

**Friant Power Authority, Quinten Luallen Hydroelectric Project:** Friant Power Authority embarked on development of a new 7.3MVA Hydroelectric project to capture power from increased discharge flows to the San Joaquin river as part of a river restoration project. This minimum flow unit operates in concert with a bypass valve to maintain river flows and fits into a powerhouse that is 40' X 30'. Construction support and field engineering including design coordination as well as startup and commission activities were provided.

**Pacific Gas & Electric, CA – Helms Pump Storage Facility Distributed Control System (DCS) Replacement (1200 MW):** Responsible for design of equipment arrangements, power distribution, fiber network, grounding, and interconnections for new Emerson Ovation distributed control system installed in a 1200MW three-unit facility. The system replaced an existing Foxboro distributed control system and was phased in over multiple outage seasons while maintaining unit operations and addressing NERC related considerations. Additions included Enterprise Historian and related NERC consideration. Coordination with corporate IT and security team members were key to address NERC related items.



excellence. period.



## EDUCATION

Bachelor of Science,  
Chemical and Biological  
Engineering

Colorado State  
University, Colorado,  
2011

## PREVIOUS EXPERIENCE

Premier Stainless  
Systems Process  
Automation Engineer  
(2018-2020)

Stone Brewing Company  
Automation Engineer III  
(2015-2017)

PLCs Plus International  
Electrical Design  
Engineer (2014-2015)

Esys The Energy Control  
Company

System Design Engineer  
(2011-2014)

## CERTIFICATIONS

NCEES Fundamentals of  
Engineering Exam:  
Passed (2011)

Professional Certificate  
of Competency in PLCs  
and SCADA Systems,  
Engineering Institute of  
Technology (2014)

Rockwell Automation  
Studio (RSLogix 5000)  
Project Development  
(2014)

Ignition SCADA/HMI 7.7  
Certified, (2015)

## Brittany Moore, EIT

### Instrumentation and Controls Engineer

Brittany Moore joined Eramosa in 2020 bringing with her more than nine years of experience. Prior to joining Eramosa Brittany was involved in the design of instrumentation and controls and process automation systems for a variety of different industries. She has experience with the design of electrical control panels, instrumentation selection, development of P&IDs and control narratives.

Throughout Brittany's career she has also developed an interest and aptitude for programming and has experience working with Ignition SCADA and Allen Bradley among other PLC/HMI platforms. Brittany's experience and enthusiasm that she brings to her work will be an added value to any project team.

## PREVIOUS PROJECT EXPERIENCE

**Inland Empire Utility Agency, Chino, CA – RP-1 SCADA Migration** - Design Lead to replace Reginal Plant #1 SCADA System, meaning oldest and most modified plant in the fleet with Digester #1 dated 1948. The plant was operating on two SCADA system struggling with obsolescence and support. Eramosa worked with the Agency to apply SCADA standards, upgrade the campus Fiber infrastructure, and address server and control room upgrades. The final solution is a single SCADA software across Agency fleet that reduces lifecycle cost of ownership.

**Premier Stainless Systems** – Lead the design and development of process automation systems using Allen Bradley Studio 5000, iX Developer, Idec WindLDR, DirectSOFT 6, and C-More software. Provided on-site startup and commissioning services for automated systems installed around the world. Worked with vendors to select instrumentation and assisted the electrical department in design of the associated wiring for automated systems. Provided electrical, mechanical and programming troubleshooting for existing installations both remotely and onsite. Met with potential customers to answer automation questions and provide automation program demos.

**Stone Brewing Company** – Worked with operators to optimize Ignition SCADA system to increase production and operator ease. Developed Ignition SCADA dashboards for operators, supervisors, and C-level management to display critical plant data. Integrated new PLC projects into existing SCADA system, ensuring visual and control continuity between plant all systems. Developed operating procedures and troubleshooting guides on new and existing equipment throughout the plant. Provided programming support for all existing equipment in the plant, including multiple types of PLCs, HMIs, and instrumentation that



*excellence. period.*

implemented various communication protocols such as Ethernet TCP/IP, Modbus, and DeviceNet.

**PLCs Plus International** – Prepared scope of services and project estimates for control system implementation. Managed drafting department for control panel design including development of AutoCAD drafting standards. Designed, implemented, and tested the control system for a technology used for the reduction of NOx emissions in boilers.

**Esys The Energy Control Company** – Worked with clients to write scopes and provide estimates for new projects that met client's needs for steam production. Created P&IDs, PFDs, I/O count sheets, control narratives using AutoCAD and Excel. Designed wiring diagrams and panel layout drawings for control panels, variable frequency drive panels, and 480 VAC distribution panels for outdoor use in accordance with NEC and UL508A requirements. Worked with vendors to ensure instrumentation and equipment met design requirements for corrosive process flows installed in areas classified as Class 1 division 2 explosive locations. Set project schedules, coordinated with panel shop, electricians, welders and customers to ensure multiple project deadlines were met simultaneously. Prepared and submitted close out documentation for clients including instrument specification sheets, maintenance guides, system troubleshooting manuals, and operator quick guides for completed systems.



excellence. period.



## EDUCATION

Bachelor of Engineering, Electrical Engineering  
Ryerson University, 2010  
Toronto, Ontario

## PREVIOUS EXPERIENCE

Ecodyne Ltd. – 2015-16  
JNE Consulting – 2014-15  
CH2M – 2012-2014

## PROFESSIONAL ASSOCIATIONS

Professional Engineers Ontario (PEO)

## Jan Mendoza, P.Eng.

### Instrumentation & Controls / SCADA

Jan joined Eramosa in 2017 with bringing more than 5 years of experience in the design of instrumentation and controls systems (I&C) and electrical systems. Prior to joining Eramosa, Jan was involved in the design of I&C systems for water and wastewater plants and other facilities, industrial water treatment systems, and electrical design for industrial applications in all phases of design. Jan possesses significant experience in designing instruments, control panels, control systems, instrumentation wiring, and SCADA system architecture, particularly in water and wastewater. He also has worked on electrical design for industrial applications, particularly with motors and drives.

Jan has been able to demonstrate his strong interpersonal skills dealing with clients, vendors, and peers. He is also highly adaptable in dealing with many different types of clients, from the public to the private sector. This adaptability has led Jan to work with many different public sector clients in Ontario, such as the Regional Municipality of Durham, City of Hamilton, and Regional Municipality of Halton. Private sector clients have included, Teck Coal, Waste Management, and Dofasco. He looks forward to bringing his experience and wide range of knowledge to the project team.

## PROJECT EXPERIENCE

**Regional Municipality of Halton – Biosolids Management Centre Pump Station:** Eramosa Engineering, working with Dillon Consulting, was retained by the Regional Municipality of Halton to convert the existing truck loading station for Tank No. 10 in the W. A. Bill Johnson Biosolids Management Centre in Oakville, Ontario into a sewage pumping station. The new system, as a sewage pumping station, would be connected to the sanitary sewer on Halton Regional Road 25 via a new sewer line. Eramosa's scope for this project consists of electrical, instrumentation, and control systems design as well as SCADA integration. Using Halton Region's standards, Eramosa's design included a new pump electrical enclosure and control panel, instruments for a valve chamber and wet well, and retrofitting and upgrading an existing truck fill panel to accommodate and enable communication to the new electrical enclosure and control panel.



*excellence. period.*



**Regional Municipality of Durham – Cannington Wells Upgrades:** Eramosa partnered with RV Anderson to design and oversee the construction of a new pumphouse and wells for the Cannington Municipal Water Supply system. The new wells have a production capability of approximately 10L/s and the new pump house is fully automated with a new control panel, standby power, hydro supply and onsite wastewater disposal. The facility control system design included a new RX3i controller interfaced to the Region's main iFIX 5.8 SCADA system. The wells and pumphouse achieves disinfection using an automated Sodium Hypochlorite chemical disinfection system with monitored safety alarms for leakage and safety showers. This system is complimented by a UV disinfection system. During the design process the Region requested that the design be modified to conform to the Region's new PROFINET design standards. As a result the design was updated and the facility features smart MCCs using a PROFINET network that is fully integrated. Eramosa was responsible for the I&C, SCADA and network design, system integration, start up and commissioning activities.

**Regional Municipality of Halton – Georgetown WWTP Screen Building Refurbishment:** Eramosa Engineering, working with Dillon Consulting, was retained by the Regional Municipality of Halton to refurbish the screen building at the Georgetown Wastewater Treatment Plant in Georgetown, Ontario. Along with structural changes the project also included replacement of the Mechanical Bar Screen System, process monitoring and gas monitoring system which were wired to a new remote PLC panel. Eramosa's scope for this project consisted of electrical, instrumentation, control systems and network design as well as SCADA integration. Using Halton Region's standards, Eramosa's design included a new MCC with power feed, remote PLC panel, vendor supplied screening control panel, gas alarm panel and level instruments for the inlet channel and screening channel. Eramosa's design also included modifications to the Admin Building Network Distribution Enclosure and Headworks PLC panel and horizontal cable runs from the Admin Building Electrical Room to the Screen Building Electrical Room.

**City of Orillia – SCADA System Master Plan and Standards:** Eramosa Engineering was retained by the City to complete their SCADA System Master Plan and Associated Works. The first of its kind for the City, the SCADA System Master Plan established the framework for upgrades to their Water and Wastewater SCADA Systems complete with capital planning cost estimates for the next 10 years starting in 2019. All areas of the SCADA System was reviewed and a path forward identified from the PLC/PAC hardware, network, server architecture, SCADA software, alarm management, and reporting. Through a series of workshops with City staff, a customized SCADA System Master Plan was developed following industry best practices catered to the City's specific needs. In addition to the Master Plan, other deliverables included field based asset collection and documentation within a database for all servers, PLCs, network equipment, and instrumentation. This information helped facilitate the Master Plan and to also create design standards for the City. Standards created addressed control panels, instruments, network requirements, PLC programming, HMI programming, as well as software testing and commissioning. Also a key component of the project was the development of a System Administration manual to aid Operations with typical tasks to retrieve legacy report information as well as to add / change user access for their SCADA system in-house.

**Regional Municipality of Durham – Newcastle WSP and SSPS Expansion:** Eramosa Engineering, working under R.V. Anderson (RVA), was retained by the Region of Durham to complete the instrumentation and controls detailed design, tendering, contract administration, site inspection services and SCADA system integration for the expansion of the Newcastle WSP facility as well as a new Sanitary Sewage Pumping Station, located on site. The original project scope was to expand upon the existing plant, however through the preliminary design phase, the decision was made to double the capacity of the expansion and subsequently decommission the existing facility once the new plant is commissioned and operational. Through the detailed design stage of this project, the Region requested that the team investigate the feasibility of utilizing Smart MCCs and Instrumentation, via a PROFINET communications protocol. This will be the first facility within the Region of Durham to be fully integrated with this protocol. The Region has previously standardized on the GE RX3i PAC platform as well as the GE Proficy iFIX SCADA and Historian platform with the goal of implementing a standardized control system architecture at the facility. With the change to the original hardwired design standard to now utilize PROFINET, the project team will further be responsible for developing the standard connectivity approach for use in future design projects in the Region.



excellence. period.



## EDUCATION

Electrical Engineering  
Control Systems, Advanced  
Diploma  
Humber College, 2012  
Toronto, Ontario

Cisco Certified Network Associate  
Humber College, 2014  
Toronto ON

## PREVIOUS EXPERIENCE

Real Time Systems,  
2016

Hatch Mott MacDonald,  
2012-2016

## Maxim Sverdlov

### Team Leader Network Systems Specialist

Mr. Sverdlov is a SCADA and Communications Systems Specialist in the field of water filtration, wastewater treatment, natural gas pipelines and vehicular tunnels. He has technical knowledge and experience programming and configuring GE, AB, Omron and other Programmable Logic Controllers (PLCs). Maxim has a vast understanding of the GE Proficy iFix platform, Rockwell RSVIEW32, FactoryTalk and RSLogix software, as well as experience in server infrastructure design, installation and upgrades utilizing several communication protocols. Maxim has a vast knowledge and experience working with Cisco network equipment designing implanting and programming equipment utilizing Fiber optic and copper media infrastructure. Maxim also has a considerable knowledge of AC & DC electrical components, schematics and several control panel design standards effectively creating enclosure design utilizing tools such as AutoCAD, MicroStation, Visio and others industry tools.

## PROJECT EXPERIENCE

**City of Hamilton, WWTP Electrical & Chlorination Upgrades:** Eramosa was retained to complete the network design and implementation of the Ethernet network for the new electrical system at the Woodward Avenue Water & Wastewater Treatment Plants. The design package contains in-depth detail drawings, media (fibre and copper) patching schedules, integration of the SCADA-E system with the existing SCADA process network and external connections. The network serves as a primary/ backup communication system for the new electrical building containing multiple feeds from local utility and a pair of backup generations that feed power to the 12 external switchgear installed in various strategic locations across the plants.

**Regional Municipality of Waterloo – Rural Sites Network Redundancy:** Eramosa Engineering was retained by the Region to assist with remote site network connectivity for rural based water sites. Typically, a fibre optic based connection through WREPNet was installed at each rural water facility. Due to the critical nature of these facilities, a hot standby cellular connection was installed. Eramosa completed the design which included introduction of the Open Shortest Path First (OSPF) protocol on the network to handle the redundancy. Eramosa supported the field installation as well to commission the redundant links.





*excellence. period.*



**City of Ottawa, Drinking Water Supply Services, Secondary Network Implementation:** Eramosa was retained by the City to provide a secondary network implementation to complement their existing network. Eramosa provided technology selection, design and implementation to upgrade the existing Secondary Network from the older HSPA Cellular communications to a high-speed LTE wireless network technology. Our team was responsible for the field re-configuration of the existing Cisco routers at remote facilities and coordination with the service provider to confirm operate of the new LTE network. A new design was required to implement three new centralized core routers for redundancy and to load-balance connections for the remote facilities. This network serves as a back-up communications system for the City's 37 water production and distribution facilities.

**City of Ottawa, Wastewater Services WAN and LAN Standards:** The City of Ottawa Wastewater Services Department retained Eramosa to develop a comprehensive set of Local Area Network (LAN) and Wide Area Network (WAN) standards for their SCADA system. The existing network infrastructure at the ROPEC wastewater treatment plant and remote facilities consists of obsolete fibre, networking products and unlicensed radios that are beyond end of life, no longer supported and in need of upgrading to current secure technology. The project involved a review of the existing SCADA communication network at the ROPEC plant and the remote facilities, developing level of service requirements and tech memos for the desired plant LAN network, WAN network and the development of LAN and WAN design and construction standards identifying the network topology, preferred equipment manufacturers and models, installation practices and commissioning requirements. A backup server room was designed and constructed to provide redundancy via a primary/backup server room configuration for critical server and core switching and routing equipment. A detailed design for both the new plant LAN and SCADA WAN utilizing the new standards were completed and implemented under separate construction tenders. The LAN design included a redundant core and distribution layer with 110G and 10 G links respectively. Eramosa is the prime consultant responsible for the design standards, LAN and WAN design, construction services and contract administration as well as configuration and programming of the network gear. The LAN upgrades are currently under construction with an anticipated completion date of summer 2023. The WAN design package is complete and is anticipated be tendered in fall 2022.

**Water Treatment, Supply PLC Migration GE 90/30 to RX3i, City of Toronto, ON:** PLC Programmer and Designer, part of a team responsible for upgrade of existing GE 90/30 PLC's to a new generation RX3i and migrating standalone PI&D loop controllers to newly installed PLC's. Responsible for programming RX3i's with the new P&ID logic, implementing code on live system while insuring no impact is perceived on the overall plant operations. SAT systems with client to insure chemical and filter operations are as per city requirements. Project involves several water treatment plants with City of Toronto.

**Waha Texas to Ojinaga Mexico Natural Gas Pipeline, Energy Transfer Corporation (ETC), Houston TX:** Communications Network and Control Designer, responsible for designing, drafting, programming virtual network for proof of concept designing a network spanning over 300 miles length pipelines. Part of team responsible for reviewing P&ID's to develop automation SCADA system in remote desert locations utilizing solar control panels which are to house Flow-Boss PLC's. Design difficulties included the limitations of fiber optic attenuation losses and communications and network hardware limitations.

**Electrical Unit Substation Replacements and Rehabilitation Upgrades to the Central Treatment Plant, Middlesex County Utilities Authority, New Jersey:** Communications Network Control and Designer, member of team which was responsible for designing network utilizing Cisco equipment and fiber optic backbones, network cabinets containing equipment such as switches, UPS's, KVM's, patch panels and other essential equipment. Switchgear Data Gathering Unit panels (DGU) Designer responsible for designing control panels to be installed within multiple substations to monitor and control switchgear and MCC components utilizing GE iFix SCADA infrastructure utilizing Modbus TCP/IP protocol to communicate to Eaton switchgear PQM's.



excellence. period.



## EDUCATION

Bachelor of Engineering - Electrical  
McMaster University, 2006  
Hamilton Ontario

## CERTIFICATIONS

AVEVA Certified Application  
Developer in Historian Server 2020

AVEVA Certified Application  
Developer in Historian Client 10.1

AVEVA Certified Application  
Developer in Application Server 2020

AVEVA Certified Application  
Developer in InTouch for System  
Platform 2020

ThinManager Certified Integrator

Supervisor Health and Safety  
Awareness in 5 Steps

First Aid Awareness

Confined Space Awareness

## PROFESSIONAL ASSOCIATIONS

Professional Engineers of Ontario  
(PEO)

## Peter Boivin, P.Eng.

### Project Manager / Team Lead

Peter joined Eramosa in 2007 and has over 15 years of experience in providing his technical expertise in the area of SCADA system design, programming and implementation for clients in the water and wastewater industry throughout the province. He has expertise in communication networks, system maintenance and troubleshooting, software development, and system commissioning of both large distributed systems and smaller municipal sites. Peter was a member of Eramosa's technical master program from 2018 to 2022 during which he was the subject matter expert on Rockwell PLCs and the associated software titles. As part of Eramosa's technical master program, Peter attended a number of Rockwell Automation conferences/training events such as Rockwell Automation's TechED and ROKLive to obtain knowledge and training on the latest offerings from Rockwell. Peter has acquired over 100 professional development hours from Rockwell Automation on a variety of their software and hardware products.

Peter is a Team Leader and project manager directly responsible for an SI team which focuses on the Municipal Water / Wastewater sector. He looks forward to working alongside your team of professionals to deliver a solution tailored to your requirements.

## PROJECT EXPERIENCE

### City of Hamilton – Ferguson Avenue Water Pumping Station (HD002/HD003)

**Upgrades:** Eramosa was retained as a subconsultant to provide instrumentation & controls (I&C), SCADA, electrical design and contract administration for the upgrade of the existing 13.8kV switchgear and pump monitoring systems. Ferguson Avenue WPS is a two-story building housing two (2) pumping stations, HD002 consisting of four (4) constant speed pumps with a total capacity of 136 ML/d and HD003 consisting of three (3) VFD with a total capacity of 21 ML/d. As part of these upgrades the existing DeviceNet control for the three (3) VFD pumps will be decommissioned and replaced with ethernet control, new vibration monitors will be installed on the four (4) constant speed pumps, six (6) Turbidity/Chlorine analyzers will be decommissioned with the corresponding auto logic removed from the existing software and the PLC program will be upgraded to follow City of Hamilton SCADA Standards version 5.0. Eramosa will be responsible for start-up & commissioning of SCADA programming. The City's SCADA standards are built on the Allen-Bradley Logix family of PLCs and GE Digital Proficy iFIX HMI. This project is currently in the construction phase.

**Status:** In Construction

**Responsibility:** Project Manager



excellence. period.



**City of Hamilton - SCADA Master Plan & Standards for Water and Wastewater:** Eramosa Engineering completed a system wide SCADA system upgrade for the City of Hamilton. The project is a multi-year program intended to develop a master plan, standards and implementation plan for the City's water and wastewater facilities. The City of Hamilton has approximately 140 remote sites and four (4) treatment facilities. The water treatment and distribution systems operate independently of the Woodward water treatment plant. The project included a review of the available SCADA technologies, identification of network requirements, creation of standards and the complete detailed design for the implementation of the new City wide SCADA system. Eramosa, as the lead consultant, partnered with Westin, XCG and R.E. Poisson Engineering for this project. As a component of the project, the Eramosa team completed an asset inventory data collection and database for the 140 facilities providing the City to jump start their CMMS implementation. The team responsibilities included process control narrative development, P&ID development, electrical and control panel design. PLC and HMI/SCADA software standards were developed and utilized for development of PLC and HMI programs. The project also involved on-site supervision and commissioning as upgrades were completed at the facilities.

**Status:** Completed April 2019

**Responsibility:** Lead PLC Programmer

**The City of Port Huron, MI – Port Huron Water Filtration Plant Upgrades:** The City of Port Huron Water Filtration Plant is a surface water plant which obtains its water from the St. Clair River, approximately a ½ mile south of the Blue Water Bridge. This facility provides clean, safe, potable water to the City of Port Huron, Port Huron Charter Township, Fort Gratiot Charter Township, Kimball Township and Clyde Township. The City has retained Eramosa Engineering to upgrade the plant's existing SCADA control systems. Eramosa's scope includes the design, specifications, and contractor oversight to upgrade 14 PLC control panels, replacing legacy Allen Bradley PLC and OIT hardware (SLC, MicroLogix and PanelView) with new Allen Bradley 5380 series CompactLogix PACs and PanelView Plus 7 OITs. As part of this upgrade, Eramosa will be converting the existing PLC programs and OIT applications to operate on the new PAC/OIT hardware using Rockwell's Studio 5000 and FactoryTalk View Machine Edition software. Eramosa was also recently retained by the City to modernize their existing AVEVA InTouch 2014 R2 HMI application to AVEVA InTouch 2020 R2 SP1. Eramosa will be responsible for the SCADA integration and programming following the PLC control panels upgrades to incorporate and verify control and monitoring back to the InTouch HMI application.

**Status:** In Tender

**Responsibility:** Project Manager

**Haldimand County – Haldimand County SCADA Standards Update, Pump Station Template and Win911 Trial:** Eramosa Engineering has been retained by Haldimand County to review, develop and enhance the existing County SCADA Standards including all CAD files (typical Control Panel, PLC Loop, Process & Instrumentation diagrams, Pump Schematics and Typical Install Detail drawings), Process Control Narrative template, Tagname Standards, PLC & HMI Standards, and Testing & Commissioning procedure documents. As part of this project, Eramosa Engineering will develop a standard four (4) pump station template site with full HMI and PLC logic to be used as a reference for future system additions. The County is also interested in trialing WIN911 at one of their plants to improve notification for critical alarms. Eramosa Engineering is responsible for the required radio system design, configuration, and implementation of this new WIN911 system. The County's SCADA standards are built on the Allen-Bradley Logix family of PLCs and AVEVA (InTouch) HMI.

**Status:** In Development

**Responsibility:** Project Manager

**ACTION  
ITEM**

**2B**



**Date:** May 17, 2023

**To:** The Honorable Board of Directors

*SD*  
**From:** Shivaji Deshmukh, General Manager

**Committee:**

**Staff Contact:** Shivaji Deshmukh, General Manager

**Subject:** Contract Award for State Advocacy Services

---

**Executive Summary:**

The Inland Empire Utilities Agency (IEUA) continues to fulfill its responsibility as a "Steward of the Region" and a leader in innovation and sustainability projects. As IEUA remains committed to investing in our water supply for today and tomorrow, it is more important than ever to remain active at the State level. IEUA contracts with a state advocacy firm to assist the Agency in advocating for the development of policies, legislation, regulations, and funding opportunities that benefit the region and align with IEUA's mission and strategic objectives.

In February 2023, a Request for Proposal (RFP-GD-23-002) for State Advocacy Services was posted publicly on Planet Bids. Two proposals were received. A committee composed of three Agency staff members and one external panelist evaluated and scored the written proposals based on predetermined weighted criteria. Through the evaluation, it is recommended that the top scoring firm, West Coast Advisors, be awarded the contract. West Coast Advisors demonstrated significant knowledge and experience working with California water agencies and offered a competitive rate for the services IEUA is seeking.

---

**Staff's Recommendation:**

1. Award Contract No. 4600003346 to West Coast Advisors to provide State Advocacy Services for a monthly retainer of \$10,000 for five years, with the option of two additional one-year extensions; and
2. Authorize the General Manager to execute the service contract, subject to non-substantive changes.

---

**Budget Impact** *Budgeted (Y/N): Y    Amendment (Y/N): N    Amount for Requested Approval:*

*Account/Project Name:*

10200-139100-100000-521080

*Fiscal Impact (explain if not budgeted):*

**Prior Board Action:**

On September 21, 2022, the Board ratified a contract amendment with West Coast Advisors for legislative consulting services for one additional year, extending the contract to June 30, 2023. On June 16, 2021, the Board approved a contract amendment with West Coast Advisors for legislative consulting services for one additional year, extending the contract to June 30, 2022. On August 17, 2015, the Board approved a five-year contract with West Coast Advisors.

---

**Environmental Determination:**

Not Applicable

---

**Business Goal:**

Approving the State Advocacy Services contract is in line with IEUA's business practices goal of advocating for development of policies, legislation, and regulations that benefit the region.

---

**Attachments:**

1. Background - Scoring Summary and Services Overview
2. Contract No. 4600003346 - Link for complete contract [https://www.dropbox.com/s/5landxotdok9zue/May\\_Board\\_Approval\\_-\\_West\\_Coast\\_Advisors\\_-Contract.pdf?dl=0](https://www.dropbox.com/s/5landxotdok9zue/May_Board_Approval_-_West_Coast_Advisors_-Contract.pdf?dl=0)

## Background

---

Subject: Contract for State Advocacy Services

---

In February 2023, a Request for Proposal (RFP-GD-23-002) for State Advocacy Services was posted publicly on Planet Bids. A total of 147 firms were notified of the solicitation, and IEUA received proposals from two firms. A committee composed of three Agency staff members and one external panelist evaluated and scored the written proposals based on predetermined weighted criteria. Through the evaluation process, it is recommended that the top scoring firm (scores below), West Coast Advisors, be awarded the contract. West Coast Advisors demonstrated significant knowledge and experience working with California water agencies and offered a competitive rate for the services IEUA is seeking.

Company Name	Total Score
West Coast Advisors	8.30
Legislative Advocacy Group	5.66

State Advocacy Services includes, but is not limited to, legislative and regulatory monitoring and advocacy; developing and maintaining positive working relationships with the Agency's legislative delegation, regional and local representatives, key legislative committees, state agencies, departments, commissions, councils, and their staff; identifying potential State funding opportunities and providing support in pursuit of funding opportunities; coordinating with IEUA member agencies and associations on issues of mutual importance; and representing IEUA as needed to various State commissions and boards.



**PROFESSIONAL SERVICES CONTRACT NUMBER: 4600003346  
FOR PROVISION OF**

**STATE LEGISLATIVE ADVOCACY SERVICES**

THIS CONTRACT (the "Contract"), is made and entered into this \_\_\_\_ day of \_\_\_\_\_, 2023, by and between the Inland Empire Utilities Agency, a Municipal Water District, organized and existing in the County of San Bernardino under and by virtue of the laws of the State of California (hereinafter referred to as "Agency" or "IEUA"), and West Coast Advisors of Sacramento, CA (hereinafter referred to as "Contractor"), for the (Description of services).

NOW, THEREFORE, in consideration of the mutual promises and obligations set forth herein, the parties agree as follows:

1. AGENCY PROJECT MANAGER ASSIGNMENT: All technical direction related to this Contract shall come from the designated Project Manager. Details of the Agency's assignment are listed below.

Project Manager: Alyson Piguee  
Address: 6075 Kimball Avenue  
Chino, CA 91708  
Telephone: 909-993-1918  
Email: apiguee@ieua.org

2. CONTRACTOR ASSIGNMENT: Special inquiries related to this Contract and the effects of this Contract shall be referred to the following:

Contractor: Michael Boccadoro  
Address: 925 L Street, Suite 800  
Sacramento, CA 95814  
Telephone: 916-441-4383  
Email: mboccadoro@westcoastadvisors.com

3. ORDER OF PRECEDENCE: The documents referenced below represent the Contract Documents. Where any conflicts exist between the General Terms and Conditions the governing order of precedence shall be as follows:

1. Amendments to Contract Number 4600003346.
2. Contract Number 4600003346 General Terms and Conditions.
3. Agency Request for Proposal Number RFP-GD-23-002.



4. Contractor's Proposal dated March 22, 2023.

4. SCOPE OF WORK AND SERVICES: Contractor services and responsibilities shall include and be in accordance with the following:
- A. State Legislative Advocacy Services shall be in accordance with the Agency's scope of work and services which is attached hereto as Exhibit B and Contractor's proposal attached as Exhibit A.
  - B. Contractor shall provide Agency with a Schedule of Work and Services, documenting the anticipated completion of the work within the timeframe set forth in Subsection 4.A., above. The Schedule of Work and Services will be prepared and submitted, to the Project Manager, for review and approval.
  - C. The Agency may, at any time, make changes to this Contract's Scope of Work; including additions, reductions, and other alterations to any or all of the Work. However, such changes shall only be made via written amendment to this Contract. The Contract compensation and Schedule of Work and Services shall be equitably adjusted, if required, to account for such changes and shall be set forth within the mutually approved Contract Amendment.
5. TERM: The term of this Contract shall commence on July 1, 2023, and terminate on June 30, 2028, unless agreed upon by both parties, reduced to writing, and amended to this Contract. The Agency hereby reserves the right to exercise two (2) one-year optional extensions to the Contract term. In the event the Agency desires to exercise the Contract extension option provided in this Section, the Agency shall provide written notice to the Contractor, prior to the expiration of the original Contract term. If such option is exercised, the rates established within the fee schedule shall cease to be effective as of the first day of the "option" term.
6. PAYMENT, INVOICING, AND COMPENSATION:
- A. The Contractor may submit an invoice not more than once per month during the term of this Contract to the Agency's Accounts Payable Department. Agency shall pay Contractor's properly executed invoice, approved by the Project Manager, within thirty (30) days following receipt of the invoice.
  - B. As compensation for the Work performed under this Contract, Agency shall pay Contractor's monthly invoice, for a total contract price NOT-TO-EXCEED **\$10,000.00** per month for all services satisfactorily provided during the term of this Contract.
  - C. Concurrent with the submittal of the original invoice to the Agency's Accounts Payable Department, the Contractor shall forward (mail, fax, or email) a copy of the invoice to the designated Project Manager, identified in Section 1, on Page 1 of this Contract.

- D. No Additional Compensation: Nothing set forth in this Contract shall be interpreted to require payment by Agency to Contractor of any compensation specifically for the assignments and assurances required by the Contract, other than the payment of expenses as may be actually incurred by Contractor in complying with this Contract, as approved by the Project Manager.
- E. Contractor shall invoice IEUA electronically for State Legislative Advocacy Services fees to IEUA's Accounts Payable Office at [APGroup@ieua.org](mailto:APGroup@ieua.org). Each invoice shall cite the Contractor's name, address, and remit to address, description of the work performed, the time period covered by the invoice, any related contract and/or purchase order numbers, and the amount of payment requested.
7. CONTROL OF THE WORK: The Contractor shall perform the Work in compliance with the Schedule of Work and Services. If performance of the Work falls behind schedule, the Contractor shall accelerate the performance of the Work to comply with the Schedule of Work and Services as directed by the Project Manager. If the nature of the Work is such that Contractor is unable to accelerate the Work, Contractor shall promptly notify the Project Manager of the delay, the causes of the delay, and submit a proposed revised Schedule of Work and Services.
8. INSURANCE: During the term of this Contract, the Contractor shall maintain, at Contractor's sole expense, the following insurance.
- A. Minimum Scope of Insurance: Coverage shall be at least as broad as:
1. Commercial General Liability ("CGL"): Insurance Services Office ("ISO") Form CG 00 01 covering CGL on an "occurrence" basis, including products and completed operations, property damage, bodily injury and personal & advertising injury with limits no less than \$1,000,000 per occurrence. If a general aggregate limit applies, either the general aggregate limit shall apply separately to this project/location (ISO CG 25 03 or 25 04) or the general aggregate limit shall be twice the required occurrence limit.
  2. Automobile Liability: ISO Form Number CA 00 01 covering any auto (Code 1), or if Contractor has no owned autos, covering hired, (Code 8) and non-owned autos (Code 9), with limit no less than \$1,000,000 per accident for bodily injury and property damage.
  3. Workers' Compensation and Employers Liability: Workers' compensation limits as required by the State of California, with Statutory Limits, and Employer's Liability Insurance with limit of no less than \$1,000,000 per accident for bodily injury or disease.

- B. Deductibles and Self-Insured Retention: Any deductibles or self-insured retention must be declared to and approved by the Agency. At the option of the Agency, either: the insurer shall reduce or eliminate such deductibles or self-insured retention as respects the Agency, its officers, officials, employees and volunteers; or the Contractor shall procure a bond guaranteeing payment of losses and related investigations, claim administration and defense expenses.
- C. Other Insurance Provisions: The insurance policies are to contain, or be endorsed to contain, the following provisions:
1. Commercial General Liability and Automobile Liability Coverage
    - a. Additional Insured Status: The Agency, its officers, officials, employees, and volunteers are to be covered as additional insureds on the CGL policy with respect to liability arising out of work or operations performed by or on behalf of the Contractor including materials, parts or equipment supplied in connection with such work or operations. General liability coverage can be provided in the form of an endorsement to the Contractor's insurance (at least as broad as ISO Form CG 20 10 11 85; or **by either** CG 20 10, CG 20 26, CG 20 33, or CG 20 38 **and** CG 20 37 forms if later revisions are used).
    - b. Primary Coverage: The Contractor's insurance coverage shall be primary insurance coverage at least as broad as ISO CG 20 01 04 13 as respects the Agency, its officer, officials, employees and volunteers. Any insurance or self-insurance maintained by the Agency, its officers, officials, employees, volunteers, property owners or engineers under contract with the Agency shall be excess of the Contractor's insurance and shall not contribute with it.
    - c. Any failure to comply with reporting provisions of the policies shall not affect coverage provided to the Agency, its officers, officials, employees or volunteers.
    - d. The Contractor's insurance shall apply separately to each insured against whom claim is made or suit is brought, except with respect to the limits of the insurer's liability.
    - e. The Contractor may satisfy the limit requirements in a single policy or multiple policies. Any additional policies written as excess insurance shall not provide any less coverage than that provided by the first or primary policy.

## 2. Workers' Compensation and Employers Liability Coverage

Contractor hereby grants to Agency a waiver of any right to subrogation which any insurer of the Contractor may acquire against the Agency by virtue of the payment of any loss under such insurance. Contractor agrees to obtain any endorsement that may be necessary to affect this waiver of subrogation, but this provision applies regardless of whether or not the Agency has received a waiver of subrogation endorsement from the insurer.

## 3. All Coverages

Each insurance policy required by this Contract shall be endorsed to state that coverage shall not be suspended, voided, canceled by either party, or reduced in coverage or in limits except after thirty (30) days prior written notice by certified mail, return receipt requested, has been given to the Agency pursuant to Section 14, page 12 of this Contract.

- D. Acceptability of Insurers: Insurance is to be placed with insurers with a current A.M. Best's rating of no less than A minus:VII, and who are admitted insurers in the State of California.
- E. Verification of Coverage: Contractor shall provide the Agency with original certificates and amendatory endorsements or copies of the applicable policy language effecting coverage required by this clause. All certificates and endorsements are to be received and approved by the Agency before work commences. However, failure to obtain the required documents prior to the work beginning shall not waive the Contractor's obligation to provide them. The Agency reserves the right to require complete, certified copies of all required insurance policies, including endorsements required by these specifications, at any time.
- F. Submittal of Certificates: Contractor shall submit all required certificates and endorsements to the following:

Inland Empire Utilities Agency  
Attn: Warren Green  
P.O. Box 9020  
Chino Hills, CA 91709

## 9. FITNESS FOR DUTY:

- A. Fitness: Contractor and its Subcontractor personnel on the Jobsite:
  - 1. Shall report to work in a manner fit to do their job;



2. Shall not be under the influence of or in possession of any alcoholic beverages or of any controlled substance (except a controlled substance as prescribed by a physician so long as the performance or safety of the Work is not affected thereby); and
  3. Shall not have been convicted of any serious criminal offense which, by its nature, may have a discernible adverse impact on the business or reputation of the Agency.
- B. Compliance: Contractor shall advise all personnel and associated third parties of the requirements of this Contract ("Fitness for Duty Requirements") before they enter on the Jobsite and shall immediately remove from the Jobsite any employee determined to be in violation of these requirements. Contractor shall impose these requirements on its Subcontractors. Agency may cancel the Contract if Contractor violates these Fitness for Duty Requirements.
10. LEGAL RELATIONS AND RESPONSIBILITIES:
- A. Professional Responsibility: The Contractor shall be responsible to the level of competency presently maintained by other practicing professionals performing the same or similar type of work.
  - B. Status of Contractor: The Contractor is retained as an independent Contractor only, for the sole purpose of providing the services described herein, and is not an employee of the Agency.
  - C. Observing Laws and Ordinances: The Contractor shall keep itself fully informed of all existing and future state and federal laws and all county and city ordinances and regulations which in any manner affect the conduct of any services or tasks performed under this Contract, and of all such orders and decrees of bodies or tribunals having any jurisdiction or authority over the same. The Contractor shall at all times observe and comply with all such existing and future laws, ordinances, regulations, orders and decrees, and shall protect and indemnify, as required herein, the Agency, its officers, employees and agents against any claim or liability arising from or based on the violation of any such law, ordinance, regulation, order or decree, whether by the Contractor, its employees, or subcontractors.
  - D. Subcontract Services: Any subcontracts for the performance of any services under this Contract shall be subject to the written approval of the Project Manager and shall comply with State of California, Department of Industrial Relations, SB 854 requirements.
  - E. Hours of Labor: The Contractor shall comply with all applicable provisions of California Labor Code Sections 1810 to 1815 relating to working hours. The Contractor shall, as a penalty to the Agency, forfeit \$25.00 for each worker employed in the completion of the Contract by the Contractor or by any

subcontractor for each calendar day during which such worker is required or permitted to work more than eight hours in any one calendar day and forty (40) hours in any one calendar week in violation of the provisions of the Labor Code.

- F. Travel and Subsistence Pay: The Contractor shall make payment to each worker for travel and subsistence payments which are needed to complete the work and/or service, as such travel and subsistence payments are defined in an applicable collective bargaining agreements with the worker.
- G. Liens: Contractor shall pay all sums of money that become due from any labor, services, materials or equipment provided to Contractor on account of said services to be rendered or said materials to be provided under this Contract and that may be secured by any lien against the Agency. Contractor shall fully discharge each such lien at the time performance of the obligation secured matures and becomes due.
- H. Indemnification: Contractor shall indemnify the Agency, its directors, employees, and assigns, and shall defend and hold them harmless from all liabilities, demands, actions, claims, losses and expenses, including reasonable attorneys' fees, which arise out of, or are related to, the negligence, recklessness or willful misconduct of the Contractor, its directors, employees, agents, and assigns, in the performance of work under this contract.
- I. Conflict of Interest: No official of the Agency, who is authorized in such capacity and on behalf of the Agency to negotiate, make, accept or approve, or to take part in negotiating, making, accepting or approving this Contract, or any subcontract relating to services or tasks to be performed pursuant to this Contract, shall become directly or indirectly personally interested in this Contract.
- J. Equal Opportunity: During the performance of this Contract, the Contractor shall not unlawfully discriminate against any employee or employment applicant because of race, color, religion, sex, age, marital status, ancestry, physical or mental disability, sexual orientation, veteran status or national origin. The Agency is committed to creating and maintaining an environment free from harassment and discrimination.
- K. Disputes:
1. All disputes arising out of or in relation to this Contract shall be resolved in accordance with this section. The Contractor shall pursue the work to completion in accordance with the instruction of the Agency's Project Manager notwithstanding the existence of a dispute. By entering into this Contract, both parties are obligated, and hereby agree, to submit all disputes arising under or relating to the Contract which remain unresolved after the exhaustion of the procedures provided herein, to

independent arbitration. Except as otherwise provided herein, arbitration shall be conducted under California Code of Civil Procedure Sections 1280, et seq., or their successor.

2. Any and all disputes prior to the work starting shall be subject to resolution by the Agency's Project Manager; and the Contractor shall comply, with the Agency Project Manager instructions. If the Contractor is not satisfied with the resolution directed by the Agency Project Manager, they may file a written protest with the Agency Project Manager within seven (7) calendar days after receiving written directive of the Project Manager's decision. Failure by Contractor to file a written protest within seven (7) calendar days shall constitute waiver of protest, and acceptance of the Project Manager's resolution. The Project Manager shall submit the Contractor's written protests to the General Manager, together with a copy of the Project Manager's written decision, for his or her consideration within seven (7) calendar days after receipt of the protest-related documents. The General Manager shall make his or her determination with respect to each protest filed with the Project Manager within ten (10) calendar days after receipt of the protest-related documents. If Contractor is not satisfied with any such resolution by the General Manager, they may file a written request for arbitration with the Project Manager within seven (7) calendar days after receiving written notice of the General Manager's decision.
3. In the event of arbitration, the parties to this contract agree that there shall be a single neutral Arbitrator who shall be selected in the following manner:
  - a. The Demand for Arbitration shall include a list of five names of persons acceptable to the Contractor to be appointed as Arbitrator. The Agency shall determine if any of the names submitted by Contractor are acceptable and, if so, such person will be designated as Arbitrator.
  - b. In the event that none of the names submitted by Contractor are acceptable to Agency, or if for any reason the Arbitrator selected in Step (a) is unable to serve, the Agency shall submit to Contractor a list of five names of persons acceptable to Agency for appointment as Arbitrator. The Contractor shall, in turn, have seven (7) calendar days in which to determine if one such person is acceptable.
  - c. If after Steps (a) and (b), the parties are unable to mutually agree upon a neutral Arbitrator, the matter of selection of an Arbitrator shall be submitted to the San Bernardino County Superior Court pursuant to Code of Civil Procedure Section

1281.6, or its successor. The costs of arbitration, including but not limited to reasonable attorneys' fees, shall be recoverable by the party prevailing in the arbitration. If this arbitration is appealed to a court pursuant to the procedure under California Code of Civil Procedure Section 1294, et seq., or their successor, the costs of arbitration shall also include court costs associated with such appeals, including but not limited to reasonable attorneys' fees which shall be recoverable by the prevailing party.

4. Association in Mediation/Arbitration: The Agency may join the Contractor in mediation or arbitration commenced by a contractor on the Project pursuant to Public Contracts Code Sections 20104 et seq. Such association shall be initiated by written notice from the Agency's representative to the Contractor.
- L. Workers' Legal Status: For performance against this Contract, Contractor shall only utilize employees and/or subcontractors that are authorized to work in the United States pursuant to the Immigration Reform and Control Act of 1986.
11. OWNERSHIP OF MATERIALS AND DOCUMENTS/CONFIDENTIALITY: The Agency retains ownership of any, and all, partial or complete reports, drawings, plans, notes, computations, lists, and/or other materials, documents, information, or data prepared by the Contractor and/or the Contractor's subcontractor(s) pertaining to this Contract. Said materials and documents are confidential and shall be available to the Agency from the moment of their preparation, and the Contractor shall deliver them to the Agency whenever requested to do so by the Project Manager and/or Agency representative. The Contractor agrees that all documents shall not be made available to any individual or organization, private or public, without the prior written consent of an Agency representative.
12. TITLE AND RISK OF LOSS:
  - A. Documentation: Title to the Documentation shall pass to the Agency when prepared; however, a copy may be retained by Contractor for its records and internal use. Contractor shall retain such Documentation in a controlled access file, and shall not reveal, display, or disclose the contents of the Documentation to others without the prior written authorization of the Agency or for the performance of Work related to the Scope of Work described in this Contract.
  - B. Material: Title to all Material, field or research equipment, and laboratory models, procured or fabricated under the Contract shall pass to the Agency when procured or fabricated, and such title shall be free and clear of any and all encumbrances. Contractor shall have risk of loss of any Material or Agency-owned equipment of which it has custody.



- C. Disposition: Contractor shall dispose of items to which the Agency has title as directed, in writing, by the Project Manager and/or an Agency representative.

13. PROPRIETARY RIGHTS:

- A. Rights and Ownership: Agency's rights to inventions, discoveries, trade secrets, patents, copyrights, and other intellectual property, including the Information and Documentation, and revisions thereto (hereinafter collectively referred to as "Proprietary Rights"), used or developed by Contractor in the performance of the Work, shall be governed by the following provisions:

1. Proprietary Rights conceived, developed, or reduced to practice by Contractor in the performance of the Work shall be the property of Agency, and Contractor shall cooperate with all appropriate requests to assign and transfer same to Agency.
2. If Proprietary Rights conceived, developed, or reduced to practice by Contractor prior to the performance of the Work are used in and become integral with the Work, or are necessary for Agency to have complete control of the Work, Contractor shall grant to Agency a non-exclusive, irrevocable, royalty-free license, as may be required by Agency for the complete control of the Work, including the right to reproduce, correct, repair, replace, maintain, translate, publish, use, modify, copy or dispose of any or all of the Work and grant sublicenses to others with respect to the Work.
3. If the Work includes the Proprietary Rights of others, Contractor shall procure, at no additional cost to Agency, all necessary licenses regarding such Proprietary Rights so as to allow Agency the complete control of the Work, including the right to reproduce, correct, repair, replace, maintain, translate, publish, use, modify, copy, or dispose of any or all of the Work; and to grant sublicenses to others with respect to the Work. All such licenses shall be in writing and shall be irrevocable and royalty-free to Agency.

14. NOTICES: Any notice may be served upon either party by delivering it in person, or by depositing it in a United States Mail deposit box with the postage thereon fully prepaid, and addressed to the party at the address set forth below:

Agency: Warren T. Green  
Manager of Contracts and Procurement  
Inland Empire Utilities Agency  
P.O. Box 9020  
Chino Hills, CA 91709

Contractor: Michael Boccadoro  
President  
West Coast Advisors  
925 L Street, Suite 800  
Sacramento, CA 95814

Any notice given pursuant to this section shall be deemed effective in the case of personal delivery, upon receipt thereof, or, in the case of mailing, at the moment of deposit in the course of transmission through the United States Postal Service.

15. SUCCESSORS AND ASSIGNS: All of the terms, conditions and provisions of this Contract shall take effect to the benefit of and be binding upon the Agency, the Contractor, and their respective successors and assigns. No assignment of the duties or benefits of the Contractor under this Contract may be assigned, transferred, or otherwise disposed of, without the prior written consent of the Agency; and any such purported or attempted assignment, transfer, or disposal without the prior written consent of the Agency shall be null, void, and of no legal effect whatsoever.
16. PUBLIC RECORDS POLICY: Information made available to the Agency may be subject to the California Public Records Act (Government Code Section 6250 et seq.) The Agency's use and disclosure of its records are governed by this Act. The Agency shall use its best efforts to notify Contractor of any requests for disclosure of any documents pertaining to this work. In the event of litigation concerning disclosure of information Contractor considers exempt from disclosure; (e.g., Trade Secret, Confidential, or Proprietary) Agency shall act as a stakeholder only, holding the information until otherwise ordered by a court or other legal process. If Agency is required to defend an action arising out of a Public Records Act request for any of the information Contractor has marked "Confidential," "Proprietary," or "Trade Secret," Contractor shall defend and indemnify Agency from all liability, damages, costs, and expenses, in any action or proceeding arising under the Public Records Act.
17. RIGHT TO AUDIT: The Agency reserves the right to review and/or audit all Contractor's records related to the Work. The option to review and/or audit may be exercised during the term of the Contract, upon termination, upon completion of the Contract, or at any time thereafter up to twelve (12) months after final payment has been made to the Contractor. The Contractor shall make all records and related documentation available within three (3) working days after said records are requested by the Agency.
18. INTEGRATION: The Contract Documents represent the entire Contract made and entered into by and between the Agency and the Contractor as to those matters contained in this contract. No prior oral or written understanding shall be of any force or effect with respect to those matters covered by the Contract Documents. This Contract may not be modified, altered, or amended except by written mutual agreement by the Agency and the Contractor.

19. **GOVERNING LAW:** This Contract is to be governed by and constructed in accordance with the laws of the State of California, in the County of San Bernardino.
20. **TERMINATION FOR CONVENIENCE:** The Agency reserves and has the right to immediately suspend, cancel or terminate this Contract at any time upon written notice to the Contractor. In the event of such termination, the Agency shall pay Contractor for all authorized and Contractor-invoiced services up to the date of such termination, as approved by the Project Manager.
21. **FORCE MAJEURE:** Neither party shall hold the other responsible for the effects of acts occurring beyond their control; e.g., war, riots, strikes, natural disasters, etcetera.
22. **NOTICE TO PROCEED:** No services shall be performed or provided under this Contract unless and until this document has been properly signed by all responsible parties and a notice to proceed has been issued to the Contractor by the Project Manager.
23. **AUTHORITY TO EXECUTE CONTRACT:** The Signatories, below, each represent, warrant, and covenant that they have the full authority and right to enter into this Contract on behalf of the separate entities shown below.
24. **DELIVERY OF DOCUMENTS:** The Parties to this Contract and the individuals named to facilitate the realization of its intent, with the execution of the Contract, authorize the delivery of documents via facsimile, via email, and via portable document format (PDF) and covenant agreement to be bound by such electronic versions.

The parties hereto have caused the Contract to be entered as of the day and year written above.

**INLAND EMPIRE UTILITIES AGENCY:**  
*\*A MUNICIPAL WATER DISTRICT*

**WEST COAST ADVISORS:**

\_\_\_\_\_  
 Shivaji Deshmukh P.E. (Date)  
 General Manager

DocuSigned by:  
  
 4/25/2023  
 B7F3683545E2475  
 Michael Boccadoro (Date)  
 President

**ACTION  
ITEM**

**2C**



**Date:** May 17, 2023

**To:** The Honorable Board of Directors

*SD*  
**From:** Shivaji Deshmukh, General Manager

**Committee:**

**Executive Contact:** Shivaji Deshmukh, General Manager

**Subject:** Adoption of Resolution No. 2023-5-1 Supporting Cathy Green as a candidate for the position of Association of California Water Agencies President

---

**Executive Summary:**

The Association of California Water Agencies (ACWA) will be holding an election for its Board of Directors beginning in mid-July 2023. Cathy Green, Orange County Water District President, has requested that the IEUA Board endorse her as a candidate for the position of ACWA President. Ms. Green's biography and qualifications are attached. As a result of Director Green's request for support, staff is presenting the request for the Board's consideration.

---

**Staff's Recommendation:**

Adopt Resolution No. 2023-5-1, In Support of the Nomination of Cathy Green as a candidate for the position of Association of California Water Agencies President.

---

**Budget Impact** *Budgeted (Y/N):* N *Amendment (Y/N):* N *Amount for Requested Approval:*

*Account/Project Name:*

*Fiscal Impact (explain if not budgeted):*

---

**Prior Board Action:**

---

**Environmental Determination:**

Not Applicable

---

**Business Goal:**

---

**Attachments:**

Attachment 1 - Candidate Biography

Attachment 2 - Resolution No. 2023-5-1 In Support of the Nomination of Cathy Green as a candidate for the position of Association of California Water Agencies President



## COMMITMENT · EXPERIENCE · LEADERSHIP

### ACWA BOARD MEMBER

- ACWA Vice President (2022-current)
- Executive Committee (2020-current)
- Region 10 Chair (2018-2019)
- Region 10 Vice Chair (2016-2017, 2020-2021)
- Region 10 Board Member (2012-2021)

### ACWA COMMITTEES

- Water Quality Committee (2012-current)
- Energy Committee (2019-current)
- State Legislative Committee (2012-2015)

### ORANGE COUNTY WATER DISTRICT

- President (2015-2016, 2022-current)
- 1<sup>st</sup> Vice President (2013, 2014, 2019-2022)
- Director (2010-current)
- Joint Planning Committee: Chair
- Labor Ad Hoc Committee: Chair
- Communications/Legislative Liaison Committee: Vice Chair

### CIVIC AND PROFESSIONAL EXPERIENCE

- Santa Ana River Flood Protection Agency: Chair
- CalDesal: Director
- City of Huntington Beach Mayor (2003, 2009)
- Councilwoman (2002-2010)
- Registered Nurse
- Law degree

*My vision for ACWA is to embrace its motto -- Bringing Water Together -- which, for me, is about unifying ACWA members and working collaboratively with diverse stakeholders to find smart solutions to the challenges we are now facing.*



## **CATHY GREEN BIOGRAPHY**

---

In December of 2021, Cathy Green was elected vice president of the Association of California Water Agencies (ACWA) for a two-year term. She has served as an active member of ACWA since 2012, including serving on ACWA's executive committee since 2020, the ACWA Board since 2016, and the Region 10 Board from 2012-2021. She held the position of ACWA Region 10 chair from 2018-2019 and served as vice chair from 2016-2017 and 2020-2021. Cathy Green has also served on several ACWA committees including the water quality committee since 2012, the energy committee since 2019, and the state legislative committee from 2012-2015.

Cathy Green was elected to the Orange County Water District (OCWD) Board of Directors in November 2010 and was re-elected in 2012, 2016 and 2020. She was selected by the Board to serve as its 2015, 2016 and 2023 president. She served as 1st vice president in 2013, 2014 and from 2020 to 2022.

Cathy Green currently serves as vice chair of National Water Research Institute, a 501c3 nonprofit that collaborates with water utilities, regulators, and researchers in innovative ways to help develop new, healthy, and sustainable sources of drinking water.

Prior to Cathy Green's service on OCWD's Board, she was elected to two consecutive terms on the Huntington Beach City Council where she served two terms as mayor. Cathy Green has been involved as a council liaison and committee member on many city boards, commissions and committees. She served on the Orange County Transportation Authority Board and was a director of OC Clean Tech.

Cathy Green serves on the boards of the Huntington Valley Boys and Girls Club and the Orange County Explorer Program; serves on the Huntington Beach City School District Medi-Cal Collaborative; is a director of the Prime Health Foundation and the Huntington Beach Hospital; is a member of the American Legion Unit 133 Auxiliary, Huntington Beach Community Emergency Response Team (CERT) and the Elks Lodge 1959; and is on the advisory board of the Bolsa Chica Conservancy. She is a founding member of Amigos de Bolsa Chica.

In addition, her community involvement has included serving as president of the Therapeutic Riding Center and the Huntington Beach Community Clinic, chair of the Orange County Emergency Medical Care Committee and of Explorer's/Learning for Life, first aid chair of Huntington Beach CERT, and board member of the OC Boy Scouts of America Council and American Family Housing.





Cathy Green is the recipient of many awards. Her most recent is a 2020 Boys and Girls Clubs of America National Service to Youth Award. In 2010, she was the recipient of the Spurgeon Award, and, in 2005, she was named Woman of the Year by then State Senator John Campbell. Other awards include the 2006 United Way Excellence in Child Care Planning, the 2007 Peace Maker Award from the Greater Huntington Beach Interfaith Council and the Golden West College Pillar of Achievement Award. She has also been recognized as Huntington Beach's Citizen of the Year by the Huntington Beach Chamber of Commerce, a Huntington Beach Soroptimist's Woman of Distinction and a Bolsa Chica Conservancy Conservator of the Year.

Cathy Green is a registered nurse and holds a degree in law. As a nurse, she worked in the health care areas of intensive care, student health, community health, and patient advocacy. In addition to nursing, she gained experience with a variety of environmental projects while associated with Lockhart and Associates.

Cathy Green has been a resident of Huntington Beach since 1970 where she raised her two children, Teresa and Tom, with her late husband Peter.

## **RESOLUTION NO. 2023-5-1**

### **RESOLUTION OF THE BOARD OF DIRECTORS OF THE INLAND EMPIRE UTILITIES AGENCY\*, SAN BERNARDINO COUNTY, CALIFORNIA, IN SUPPORT OF THE NOMINATION OF CATHY GREEN AS A CANDIDATE FOR THE POSITION OF ASSOCIATION OF CALIFORNIA WATER AGENCIES PRESIDENT**

**WHEREAS**, the Association of California Water Agencies (ACWA) is seeking nominations of candidates for the 2023 election of the Association's statewide positions of President and Vice President; and,

**WHEREAS**, an official nominating resolution from an ACWA member agency on whose board the nominee serves must accompany all nominations for the positions of President and Vice President; and,

**WHEREAS**, eligible candidates must be an elected or appointed member of the governing body or commission of a member agency of the Association; and,

**WHEREAS**, the ACWA Election Committee will present an open ballot with all qualifying candidates to the members for a vote by written ballot; and,

**WHEREAS**, the individual who fills an officer position will need to have a working knowledge of water industry issues and concerns, possess strength of character and leadership capabilities, and be experienced in matters related to the performance of the duties of the office; and,

**WHEREAS**, this person must be able to provide the dedication of time and energy to effectively serve in this capacity; and,

**WHEREAS**, Cathy Green has served as ACWA Vice President since 2021 and on the ACWA board since 2014, and she has served on the ACWA Board Executive Committee since 2020; and,

**WHEREAS**, as ACWA Vice President since 2021, Cathy Green would like to run as President of ACWA to continue the momentum she has built on key initiatives she is leading, including advocating for state accountability on water policy issues, spearheading the ACWA Council of Past Presidents to mentor new ACWA members, and an internal human resources initiative to support ACWA staff; and,

**WHEREAS**, Cathy Green has served as ACWA Region 10 Chair and Vice Chair; and,

**WHEREAS**, Cathy Green has served on the ACWA Water Quality Committee, ACWA Energy Committee, and ACWA State Legislative Committee; and,

**WHEREAS**, Cathy Green has served in a leadership role at Orange County Water District (OCWD). She was appointed to the OCWD Board of Directors in November 2010 and was elected to office in 2012, and re-elected in 2016 and 2020. She was selected by the Board to serve as its President in 2014-16, and 2022 through present. She also served as 1<sup>st</sup> Vice President from 2013-14 and 2018-22; and,

**WHEREAS**, Cathy Green currently serves as the Chair of the OCWD Executive Committee and the OCWD Joint Planning Committee; and,

**WHEREAS**, prior to Cathy Green's service on OCWD's Board, she was elected to two consecutive terms on the Huntington Beach City Council where she served two terms as mayor. Cathy Green has been involved as a council liaison and committee member on many city boards, commissions, and committees; and,

**WHEREAS**, it is the opinion of the Inland Empire Utilities Agency Board of Directors that Cathy Green possesses all of the qualities needed to fulfill the duties of the office of ACWA President; and,

**NOW, THEREFORE, BE IT RESOLVED**, that the Inland Empire Utilities Agency Board of Directors does hereby support the nomination of Cathy Green as a candidate for the office of ACWA President.

ADOPTED this 17<sup>th</sup> day of May 2023.

---

Marco Tule  
President of the Inland Empire Utilities Agency\* and  
of the Board of Directors thereof

ATTEST:

---

Jasmin A. Hall  
Secretary/ Treasurer of the Inland Empire  
Utilities Agency\* and of the Board of  
Directors thereof

\*a Municipal Water District

STATE OF CALIFORNIA )  
 )SS  
COUNTY OF SAN BERNARDINO )

I, Jasmin A. Hall, Secretary/Treasurer of the Inland Empire Utilities Agency\*, DO HEREBY CERTIFY that the foregoing Resolution being No. 2023-5-1, was adopted at a regular meeting on May 17, 2023, of said Agency\* by the following vote:

AYES:

NOES:

ABSTAIN:

ABSENT:

Jasmin A. Hall  
Secretary/Treasurer

(SEAL)

\* A Municipal Water District



**INFORMATION  
ITEM**

**3A**

**Date:** May 17, 2023

**To:** The Honorable Board of Directors

**Committee:** Finance & Administration

*SD*  
**From:** Shivaji Deshmukh, General Manager

05/10/23

**Staff Contact:** Kristine Day, Assistant General Manager

**Subject:** Biennial Budget for Fiscal Years 2023/24 and 2024/25 for Administrative Services, Non-Reclaimable Wastewater, Recharge Water, and Water Resources Funds

---

**Executive Summary:**

The Agency's proposed biennial budget review for fiscal year (FYs) 2023/24 and 2024/25 is consistent with the the Agency's long-term planning documents and Board-adopted business goals of fiscal responsibility, work environment, water reliability, and wastewater management. A review of the Regional Wastewater and Recycled Water funds was presented to the Board on the April 19, 2023 and to the Regional Technical Committee on April 27, and Policy Committee on May 4, 2023. A review of the Ten-Year Capital Improvement Plan was presented to the Board on May 3, 2023.

This is a review of the proposed biennial budget for the Administrative Services, Non-Reclaimable Wastewater (NRW), Recharge Water, and Water Resources programs. There are no changes to the adopted FY 2023/24 Water Resource rates. Rates for the Non-Reclaimable Wastewater program will be presented for Board adoption in June 2023. An in-depth discussion of each fund is provided in the "Background" section.

---

**Staff's Recommendation:**

This is an information item for the Board of Directors to review and provide comments.

---

**Budget Impact** *Budgeted (Y/N):* N *Amendment (Y/N):* N *Amount for Requested Approval:*

*Account/Project Name:*

*Fiscal Impact (explain if not budgeted):*

None.

**Prior Board Action:**

On April 19, 2023, the Board reviewed the proposed Regional Wastewater and Recycled Water fund budget.

On June 15, 2022, the Board approved Fiscal Year 2022/23 Proposed Budget Amendment and Rate Resolutions

---

**Environmental Determination:**

Not Applicable

---

**Business Goal:**

The proposed budget for these programs is consistent with the IEUA Business Goals of Fiscal Responsibility, Water Reliability, Wastewater Management, Environmental Stewardship, and Business Practices.

---

**Attachments:**

Attachment 1 - Background

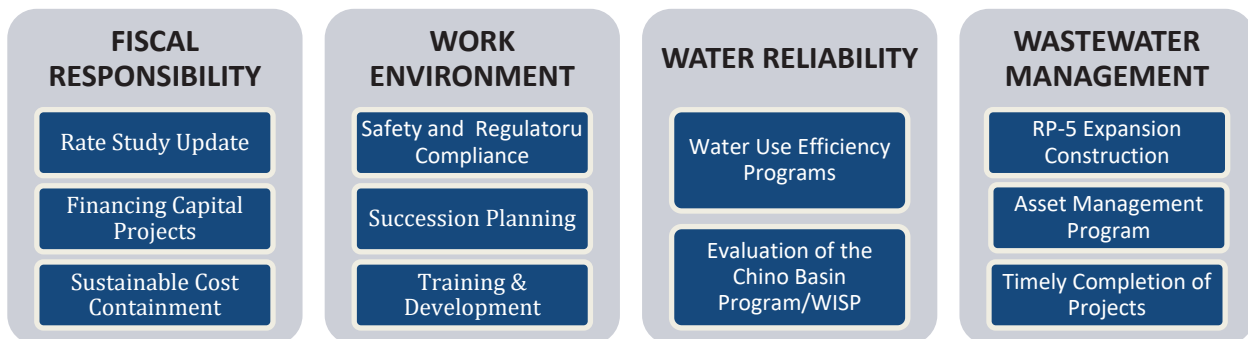
Attachment 2 - Powerpoint

## Background

Subject: Biennial Budget for Fiscal Years 2023/24 and 2024/25 for Administrative Services, Non-Reclaimable Wastewater, Recharge Water, and Water Resources Funds

A review of the proposed biennial budget for Fiscal Years (FYs) 2023/24 and 2024/25 for Regional Wastewater and Recycled Water Funds was presented to the Board of Directors (Board) on April 19, 2023, the Regional Technical Committee on April 27, 2023, and the Regional Policy Committee on May 4, 2023. The review of the Ten-Year Capital Improvement Plan (TYCIP) was presented to the Board on May 3, 2023.

The proposed biennial budget and TYCIP are consistent with the Agency's long-term planning documents, and the Board-adopted Business Goals of fiscal responsibility, work environment, water reliability, and wastewater management. Some of the key objectives of the proposed biennial budget include:



The focus of this review is the proposed biennial budget for the Administrative Services, Non-Reclaimable Wastewater, Recharge Water, and Water Resources funds. Other key objectives of the proposed biennial budget for the Administrative Services, Water Resources, and Non-Reclaimable Wastewater funds include:

- No change in the adopted meter equivalent unit (MEU) rate and water connection fee for FY 2023/24 and FY 2024/25,
- Implement pass through rates for the Non-Reclaimable Wastewater program,
- Maintain the current property tax allocation percentage among funds,
- Continue commitment to sustainable cost containment,
- Continue payment plan to fully fund employee retirement obligations,
- Continue evaluation of the Chino Basin Program/Water Storage Investment Program (CBP/WSIP) with regional stakeholders to secure the \$212 million conditional award from the California Water Commission,
- Continue development of a financing plan to support the ten-year capital investment plan (TYCIP), and
- Alignment of department goals and objectives to the IEUA Business Goals and Objectives.

Key assumptions are summarized on Appendix Table A2.



## Property Tax Allocation

The property tax allocation remains unchanged. Property taxes continue to be a key funding source in support of the Agency debt service, the pay-go portion of expansion projects, future growth projects projected by sewer contract agencies, asset management for timely upkeep and improvement of aging assets, and to maintain compliance with changing regulatory and safety requirements. The property tax allocation among funds is summarized in Table 1.

**Table 1: Property Tax Allocation by Fund (\$ Millions)**

Fund	Purpose	Current Allocation	FY 2023/24 Projections	FY 2024/25 Projections
Regional Wastewater Capital Improvement	Supports debt service costs for acquisition, improvement, replacement, and expansion of regional wastewater facilities.	65%	\$51.4	\$52.2
Regional Wastewater Operations & Maintenance	Supports capital replacements and rehabilitation cost and any operation costs not fully recovered by rates.	23%	18.2	18.5
Recycled Water	Supports debt service costs for acquisition, improvement, replacement, and expansion of regional recycled water facilities.	4.0%	3.1	3.2
Administrative Services	Supports agency-wide costs not allocated to other Agency funds.	4.5%	3.5	3.6
Water Resources	Supports regional water supply strategies not covered by the MEU rate.	3.5%	2.8	2.8
<b>TOTAL</b>			<b>\$79.0</b>	<b>\$80.3</b>

## Administrative Service Fund

The Administrative Services fund accounts for total employment costs and agency-wide expenses, such as general and administrative contract services, including legal, external auditing, landscaping, janitorial, computer hardware and applications support. The majority of these operations and maintenance (O&M) costs are allocated to other Agency funds, the Inland Empire Regional Composting Authority (IERCA), and the Chino Basin Desalter Authority (CDA) based on resource and service requirements. The IERCA composter and CDA Desalter 1 facilities are operated by Agency staff.

The Administrative Services fund also accounts for Agency-wide capital acquisitions such as computers, printers, copiers, and fleet vehicles. Capital expenditures are primarily supported by inter-fund transfers (contributions) from the Regional Wastewater Capital, Regional Wastewater Operations & Maintenance, Recycled Water, and the Non-Reclaimable Wastewater.

## Revenue and Other Sources of Funds

Total funding sources for the Administrative Services fund are projected to be \$10.6 million in FY 2023/24 and \$12.7 million in FY 2024/25. These funding sources support O&M costs net of the allocation to other Agency funds reported in Table 2.

**Table 2: Major Revenues & Other Funding Sources - Administrative Services Fund**

Major Funding Sources (\$ in Millions)	FY 2023/24	FY 2024/25	Key Assumptions
Property Tax	\$3.6	\$3.6	Fixed allocation amount to support general administrative costs
Chino Basin Desalter Reimbursement	1.8	2.0	O&M costs for the operation of Chino Desalter 1 facility
Project Cost Support	2.7	5.0	Inter-fund transfers from the Regional Wastewater Capital, Regional Wastewater Operations, Recycled Water, and Non-Reclaimable Wastewater funds
Connection Fees & Interest Income	2.5	2.1	Wastewater and water connections fees and interest earned on fund reserve balance
<b>Total</b>	<b>\$10.6</b>	<b>\$12.7</b>	

## Expenses and Other Uses of Funds

The total net operating and capital budget for FYs 2023/24 and 2024/25 is \$10.4 million and \$12.9 million, respectively (Table 3).

**Table 3: Expenses and Other Uses of Funds- Administrative Services Fund**

Major Uses of Funds (\$ in Millions)	FY 2023/24	FY 2024/25	Key Assumptions
Administrative & Operating Expenses	\$6.2	\$6.5	Includes Agency employment, material & supplies, professional fees, utilities, and other operating costs, net of allocation to other agency programs and capital projects.
Capital Improvement Plan (CIP)	4.3	6.4	Includes various capital information system projects, business network improvements, and replacement of aging fleet maintenance vehicles.
<b>Net Total</b>	<b>\$10.4</b>	<b>\$12.9</b>	

Total gross employment costs for FY 2023/24 are projected to be \$78.9 million, twenty percent or \$13 million higher than projected FY 2022/23, as shown in Figure 1. The FY 2023/24 and FY 2024/25 proposed employment budget includes a total an estimated 26 new additional full-time

positions to support the operation and maintenance requirements after the go-live of the RP-5 expansion projects, cost of living adjustment (COLA) of three percent and an annual contribution of \$4.5 million toward the Agency's retirement unfunded accrued liabilities (UALs).

Approximately 34 percent of the Agency's current workforce is eligible for retirement in 2023. In order to secure the critical resources needed to support the RP-5 expansion projects, continuity of critical Agency operations over the next five years, an increase in total staffing from 330 (315 FTEs + 15 LTs) to 356 (352 FTEs + 4 LTs) is proposed in FY 2024/25. The proposed staffing level will provide the Agency more flexibility and allow for early recruitment of certain critical positions to support preservation of critical skills and institutional knowledge transfer needed to support operations.

**Figure 1: Total Employment Costs**



Over 98 percent of total employment costs are allocated from the Administrative Services fund to the capital improvement plan (CIP) and the other Agency funds based on resource and service requirements. In FYs 2023/24 \$10.3 million and \$10.9 million in FY 2024/25 of employment costs are allocated to CIP. The remaining costs net of the CIP allocation and average four percent vacancy factor are allocated to other Agency funds, CDA, and IERCA as shown in Table 4.

**Table 4: FYs 2023/24 and 2024/25 Net Employment Cost Allocation**

Fund (\$ in Millions)	Major Programs Average Allocation	FY 2023/24	FY 2024/25
Regional Wastewater Operations	77%	\$39.2	\$42.9
Regional Wastewater Capital		3.2	3.4
Recycled Water		7.2	7.8
Non-Reclaimable Wastewater	13%	3.8	4.1
Water Resources		3.8	4.1
Recharge Water		1.0	1.1
Inland Empire Regional Compost Authority	10%	4.7	4.9
Chino Basin Desalter Authority		1.8	2.0
<b>Total, net of CIP Allocation</b>	<b>100%</b>	<b>\$64.7</b>	<b>\$70.3</b>

Other Agency-wide operations and maintenance (O&M) costs recorded in the Administrative Services fund are also allocated to other Agency funds as shown in Table 5. These O&M costs include administrative expenses such as professional fees, contract services, insurance, utilities, as well as material and supplies. Total O&M costs of \$11.7 million and \$12.0 million not related to employment will be allocated to other funds in FYs 2023/24 and 2024/25, respectively as reported in Table 5.

**Table 5: FY 2023/24 and 2024/25 Expense Allocation (net of employment and CIP)**

Fund (\$ in Millions)	Major Programs Average Allocation	FY 2023/24	FY 2024/25
Regional Wastewater Operations	82%	\$6.5	\$6.7
Regional Wastewater Capital		2.4	2.5
Recycled Water		1.6	1.6
Non-Reclaimable Wastewater	18%	0.7	0.7
Water Resources		0.4	0.4
Recharge Water		0.1	0.1
<b>Total</b>	<b>100%</b>	<b>\$11.7</b>	<b>\$12.0</b>

A CIP budget of \$45.5 million is planned for the next ten years in the Administrative Services fund, with \$11.0 million, or roughly 24 percent, planned over the next two years. A summary of the major capital projects budgeted in the Administrative Services fund is provided in Table 6.

**Table 6: Major Capital Projects – Administrative Services Fund**

Major Capital Projects (\$ in Millions)	FY 2023/24	FY 2024/25	FY 2025/26 to FY 2032/33	TYCIP Total
ERP Implementation	\$0.0	\$1.0	\$9.0	\$10.0
GG Asset Management Project	0.1	0.1	8.0	8.1



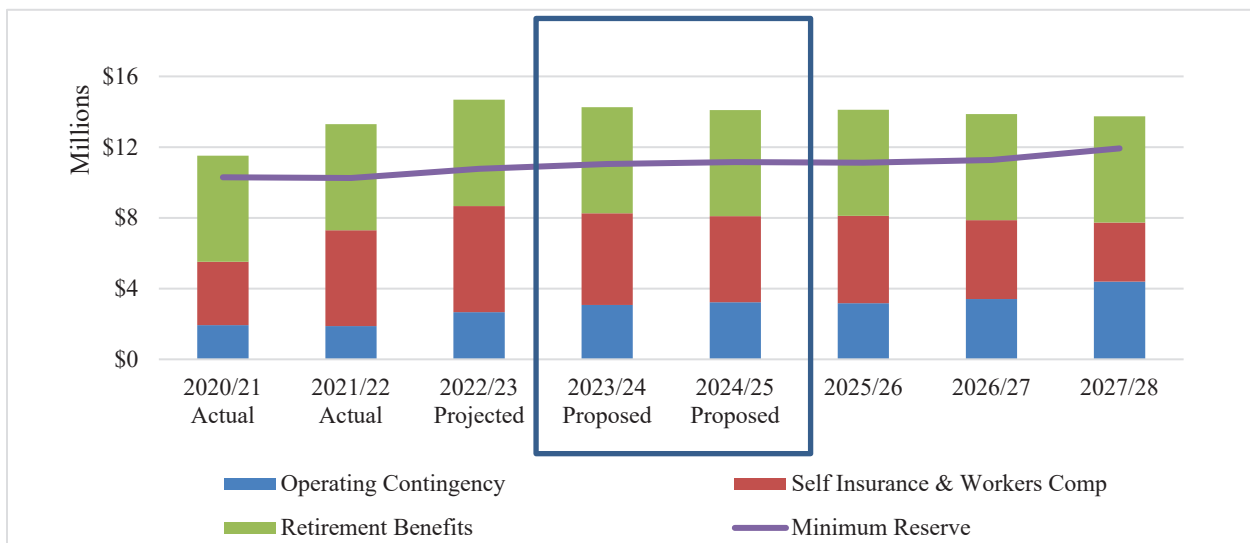
Major Capital Projects (\$ in Millions)	FY 2023/24	FY 2024/25	FY 2025/26 to FY 2032/33	TYCIP Total
Wide Area Microwave Radio Updates	0.6	0.6	6.2	7.4
IT Infrastructure Assets Replacement	0.3	0.3	2.9	3.4
Central Plant Cooling Tower Replacement	0.4	1.7	0.8	2.9
Structural Agency Wide Roofing Phase II	0.3	1.1	1.4	2.6
All Other Capital Projects	2.7	1.8	6.7	11.1
<b>Total</b>	<b>\$4.4</b>	<b>\$6.6</b>	<b>\$35.0</b>	<b>\$45.5</b>

The Administrative Services fund CIP is supported by inter-fund transfers from the Regional Wastewater Capital, Regional Wastewater Operations and Maintenance, Recycled Water, and Non-Reclaimable Wastewater funds and a portion of connection fees as shown in Table 2 – Revenue & Other Funding Sources.

### Reserve Balance

The ending fund balance for FYs 2023/24 and 2024/25 is estimated at \$14.3 million and \$14.1 million as reported in Figure 2. Reserves support the Agency’s self-insurance programs, employee retirement obligations, including pension and other post-employment benefits (OPEB), and the operating contingency as mandated by bond covenants.

**Figure 2: Reserve Balance by Type - Administrative Services Fund**



### Water Resources Program

The Water Resources fund records costs and revenues associated with providing regional water resources and water use efficiency programs within the Agency’s service area. These programs include management and distribution of imported water supplies, development, and implementation of regional water use efficiency initiatives, water resource planning, and support for regional water supply programs including recycled water, groundwater recharge, and storm

water management. Rates and fees for Water Resources were restructured starting in FY 2016/17 to recover program costs more equitably.

### Revenues and Other Sources of Funds

The Water Resources program has budgeted total revenues and other funding sources of \$67.1 million and \$70.4 million for FYs 2023/24 and 2024/25, respectively. Included in total revenues are the pass-through sales of MWD imported water, monthly Meter Equivalent Unit (MEU) charges, recovery of MWD Readiness to Serve (RTS) fees from member agencies, property tax receipts, grants and reimbursements for the projects, water connection fee transfers from the Recycled Water fund, and interest earnings on fund reserves. Table 7 represents major revenues and funding sources for both fiscal years.

**Table 7: Major Revenues & Funding Sources - Water Resources Fund**

Major Funding Sources (\$ in Millions)	FY 2023/24	FY 2024/25	Key Assumptions
MWD Water Sales	\$53.0	\$56.7	Based on 60,000 AF per year and MWD projected Tier 1 Untreated rates; \$855/AF FY 2023 and \$903/AF FY 2024.
Meter Equivalent Unit (MEU) monthly charges	5.5	5.6	Support program costs, including regional water use efficiency programs. Based on 409,936 MEUs per month in FY 2023/24.
MWD RTS Fees Pass Through	3.9	3.9	Assumes Agency recovery of 100% in FY 2023/24 and FY 2024/25 based on approved 7-year phase-in.
Property Tax Receipts	2.8	2.8	Support program costs and RTS fees not recovered bypass through charges thru FY 2023/24
Grants/Rebates	0.3	0.3	Continue to leverage grants and rebates to support water use efficiency projects.
Connection Fees	1.2	0.6	Transfer of water connections from the Recycled Water fund to support water use efficiency projects.
Other	0.4	0.5	Interest and other reimbursements.
<b>Total</b>	<b>\$67.1</b>	<b>\$70.4</b>	

### Imported Water Rates

The Agency's Board adopted changes in the potable water rate structure on June 15, 2016, to more sustainably support the Water Resources program and provide for a more equitable recovery of costs.

MWD RTS pass through charge to member agencies recovers costs associated with long-term reliability of emergency storage capacity and standby services needed to maintain water deliveries.

The MEU rate supports a portion of costs associated with water use efficiency projects through the conservation program.

Table 8 shows the adopted FY 2023/24 and FY 2024/25 current rates.

**Table 8: Meter Equivalent and RTS Cost Recovery Water Rates**

	FY 2021/22 Adopted	FY 2022/23 Adopted	FY 2023/24 Adopted	FY 2024/25 Adopted
RTS Recovery	90%	100%	100%	100%
Meter Equivalent Units (MEU)	\$1.08	\$1.10	\$1.12	\$1.14

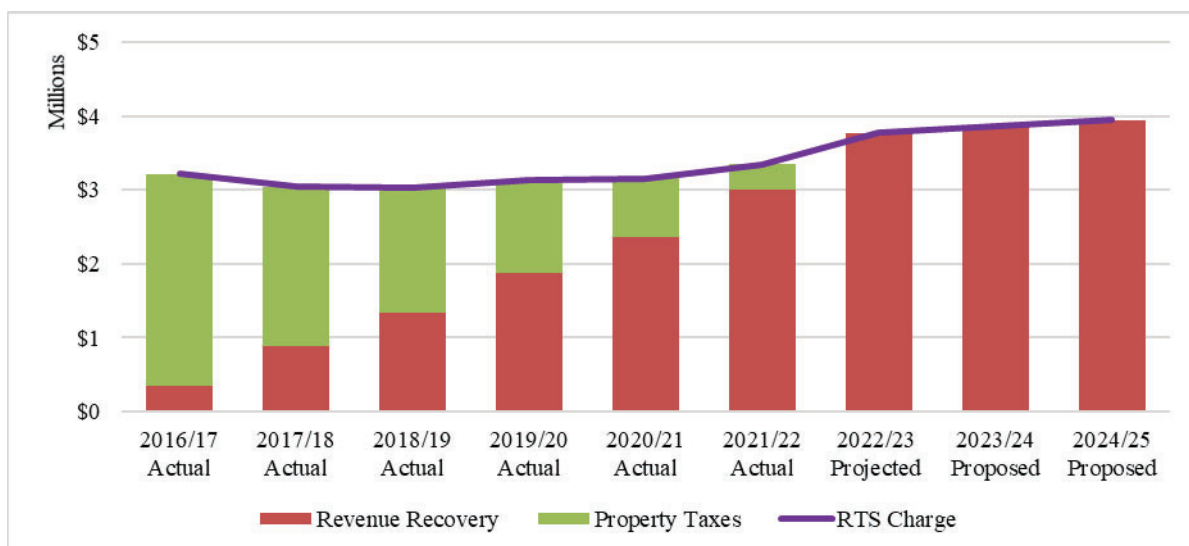
### Meter Equivalent Unit (MEU) Rate

MEU charges support the Water Resource fund program costs. These include the administrative and operational costs associated in providing regional conservation and water use efficiency programs within the agency's service area. Higher number of projects to be executed in FY 2022/23 accounts for higher program cost.

### RTS Recovery

MWD bills RTS based on water use over a ten-year rolling average (TYRA). The Agency adopted this methodology in 2016 which shifted recovery of RTS pass through fees amongst the water member agencies. To mitigate the fiscal impact, the Board approved the member agencies request to phase-in the RTS recovery over seven (7) years in alignment with the implementation of the proposed recycled water surcharge for use over entitlement. The RTS fees not recovered through direct charge during the seven-year implementation period have been supported by property taxes as shown in Figure 3.

**Figure 3: Recovery of MWD Readiness to Serve Pass-Through Fees**



Based on current assumptions, \$9.1 million in property taxes have supported the RTS recovery shortfall during the seven-year phased implementation (Table 8 and Figure 3).

### Expenses and Other Uses of Funds

Total expenses and other uses of funds for the Water Resources fund are projected at \$68.5 million and \$69.6 million for FYs 2023/24 and 2024/25 as summarized in Table 9.

**Table 9: Major Expenses and Other Uses of Funds - Water Resources Fund**

Major Uses of Funds (\$ in Millions)	FY 2023/24	FY 2024/25	Key Assumptions
Program Cost	\$4.9	\$5.3	Agency's employment, materials supplies, professional fees, utilities, and other operating costs.
Projects	6.7	3.7	Major projects summarized in Table 8.
Readiness to Serve (RTS) Fees	3.9	3.9	Metropolitan Water District of Southern California (MWD) Readiness to Serve pass-through fees net of MWD property tax assessments.
MWD Water Purchases	53.0	56.7	Based on 60,000 AF per year and MWD projected Tier 1 Untreated rates; \$855/AF FY 2023 and \$903/AF FY 2024.
<b>Total</b>	<b>\$68.5</b>	<b>\$69.6</b>	

### MWD Potable Imported Water Purchases

FYs 2023/24 and 2024/25 pass through purchases of MWD imported deliveries are projected at \$53.0 million and \$56.7 million, respectively, based on deliveries of 60,000 AF per year.

### Projects

A total of \$28.2 million in project costs are proposed over the next ten years. Projects in the Water Resources fund are driven by Chino Basin Program (CBP) Planning, Local Supply Resiliency projects, and Water Use Efficiency (WUE) programs, which includes landscape irrigation and residential retrofit program, education and outreach, and water smart programs. WUE programs account for 57 percent of the total project costs. Total projects of \$6.7 million are projected in FY 2023/24 and \$3.7 million in FY 2024/25 as summarized in Table 10.

**Table 10: Major Projects - Water Resources Fund**

Major Projects (\$ in Millions)	FY 2023/24	FY 2024/25	FY 2025/26 to FY 2032/33	TYCIP Total
Chino Basin Program Planning	\$3.5	\$1.0	\$0.0	\$4.5
Water Use Efficiency and Reliability Programs	1.6	1.6	12.8	16.0
Upper Santa Ana River Habitat Conservation Plan Model Water Benefits	0.3	0.3	1.7	2.3

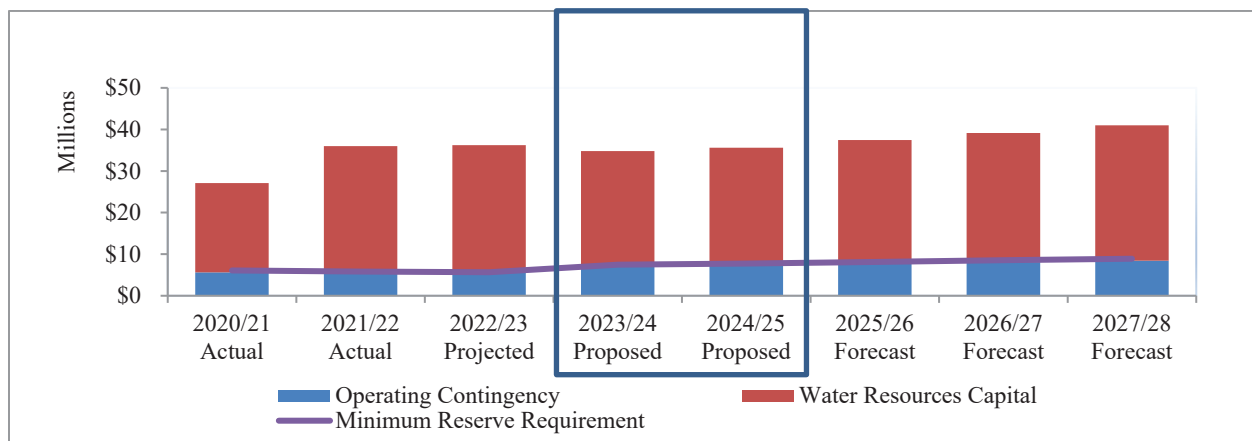


Major Projects (\$ in Millions)	FY 2023/24	FY 2024/25	FY 2025/26 to FY 2032/33	TYCIP Total
Water Resources Planning Documents	0.3	0.2	2.0	2.5
Chino Basin Water Bank	0.3	0.2	0.5	1.0
Regional Imported Supply Reliability Analysis	0.3	0.2	0.5	1.0
All other projects	0.4	0.2	0.3	0.9
<b>Total Projects</b>	<b>\$6.7</b>	<b>3.7</b>	<b>17.8</b>	<b>\$28.2</b>

## Reserve Balance

The Water Resources fund estimated ending fund balances for FYs 2023/24 and 2024/25 is \$34.8 million and \$35.6 million, respectively. As shown in Figure 4, the fund balance is projected to slightly decrease during the biennial budget years, a primary driver is lower grant proceeds to support water use efficiency projects. The Water Resources Capital reserve will fund capital investments based on the Agency's Ten-Year Capital Improvement Plan (TYCIP) and other long-term planning documents.

**Figure 4: Water Resources Fund Reserve Balance**



## Non-Reclaimable Wastewater Fund

The Non-Reclaimable Wastewater fund records the transactions for the capital and operating costs associated with the Agency's industrial wastewater collection system, known as the non-reclaimable wastewater brine lines.

The primary funding source for the Non-Reclaimable Wastewater fund are the pass-through rates for the Non-Reclaimable Wastewater System (NRWS) and the Etiwanda Wastewater Line (EWL) from the Los Angeles County Sanitation Districts (LACSD) for the north system, and the Santa Ana Watershed Project Authority (SAWPA) for the south Inland Empire Brine Line (IEBL). FY 2023/24 rates for the north systems were adopted by LACSD in May 2022, SAWPA pass-through rates for the southern IEBL system were adopted May 2023.

## Revenues and Other Sources of Funds

The Non-Reclaimable Wastewater program has total budgeted revenues and other funding sources of \$16.2 million for FY 2023/24 and \$34.0 million for FY 2024/25. Revenues include pass through rates, fees for agency program charges, capacity fees (CIP), debt proceeds, wastewater connection fees transferred from Regional Wastewater Capital Improvement fund, and interest income (Table 11).

**Table 11: Major Revenues & Funding Sources - Non-Reclaimable Wastewater Fund**

Major Funding Sources (\$ in Millions)	FY 2023/24	FY 2024/25	Key Assumptions
Volumetric Fees	\$2.2	\$2.3	Monthly pass-thru charges based on adopted fees and metered wastewater flow.
Excess User Fees	4.9	5.0	Pass-thru fees for wastewater strength* composition.
Agency Program Charges	6.8	7.4	Program support, operational and capacity surcharges.
Capacity Fees	0.9	0.9	Monthly fee charged to the holders of capacity rights in the IEBL system and the Regional program, and CIP fees to cover debt service costs.
Debt Proceeds	0.0	17.4	Proposed new debt, WIFIA, and State Revolving Fund (SRF) loan proceeds for the Philadelphia Lift Station Force Main Improvements and Pump Station Upgrade projects.
Other	1.4	1.0	Wastewater connection fee transfer from the Regional Wastewater Capital fund, and interest earned on reserve balances.
<b>Total</b>	<b>\$16.2</b>	<b>\$34.0</b>	

\*Strength charges are calculated on Total Suspended Solids (TSS), Chemical Oxygen Demand (COD) and Biochemical Oxygen Demand (BOD)

Listed in Table 12 are the proposed pass-through rates for FY 2023/24 for the north and south systems.

**Table 12: Non-Reclaimable Wastewater NRWS & IEBL Pass-Through Rates**

Rate Description	Current FY 2022/23	Proposed FY 2023/24
<b>NRWS System</b>	13,362 CU	12,589 CU
<b>Flow/mg</b>	\$842.08	\$870.13
<b>COD/klb</b>	\$168.63	\$174.03
<b>TSS/klb</b>	\$402.50	\$416.19
<b>Peak/mg</b>	\$330.07	\$340.95
<b>CU Purchase</b>	\$4,172.00	\$4,172
<b>CU Lease</b>	\$208.60/CU/Yr.	\$208.60/CU/Yr.

Rate Description	Current FY 2022/23	Proposed FY 2023/24
<b>IEBL System</b>		
<b>Capacity/CU</b>	\$435.43	\$435.43
<b>Flow/mg</b>	\$1,049.00	\$1,073.00
<b>BOD/klb</b>	\$353.00	\$394.00
<b>TSS/klb</b>	\$520.00	\$494.00

In addition to the pass-through rates which fully recover operating and capital costs from LACSD and SAWPA, the Agency collects agency program charges, based on the number of capacity units, from the Non-Reclaimable Wastewater (NRW) industries in the north system. A 50 percent operating surcharge on the volumetric, capacity, and strength charges for non-recycled water users is collected from NRW industries in the south system. Program charges and operating surcharges support Agency program costs.

In 2014/15, to promote the use of recycled water throughout the Agency's service area, the NRW recycled water users in both north and south system paid 50 percent of the Agency's direct recycled water rate of \$890.04 per million gallons (mg), this rate served as the baseline rate. The discounted recycled water rate decreases five percent each fiscal year until the discount sunsets on June 30, 2024. The recycled water credit for FY 2023/24 is \$44.51 per million gallons.

### Expenses and Other Uses of funds

Total expenses and other uses of funds are budgeted at \$19.5 million and \$30.7 million in FYs 2023/24 and 2024/25. As reported in Table 13, a major expense in the Non-Reclaimable Wastewater fund are the operating "pass-through" fees from LACSD and SAWPA.

**Table 13: Major Expenses and Other Uses of Funds - Non-Reclaimable Wastewater Fund**

Major Uses of Funds (\$ in Millions)	FY 2023/24	FY 2024/25	Key Assumptions
<b>Operating Fees</b>	\$8.0	\$8.3	LACSD and SAWPA pass through fees.
<b>Capital Improvement Plan (CIP)</b>	5.2	16.0	Major capital projects summarized in Table 12.
<b>Administration &amp; Operations</b>	5.7	5.8	Agency employment, chemicals, materials and supplies, professional fees, utilities, and other operating costs.
<b>Debt Service</b>	0.6	0.6	Principal, interest, and financial expense for NRW's share of 2017A Bonds.
<b>Total</b>	<b>\$19.5</b>	<b>\$30.7</b>	

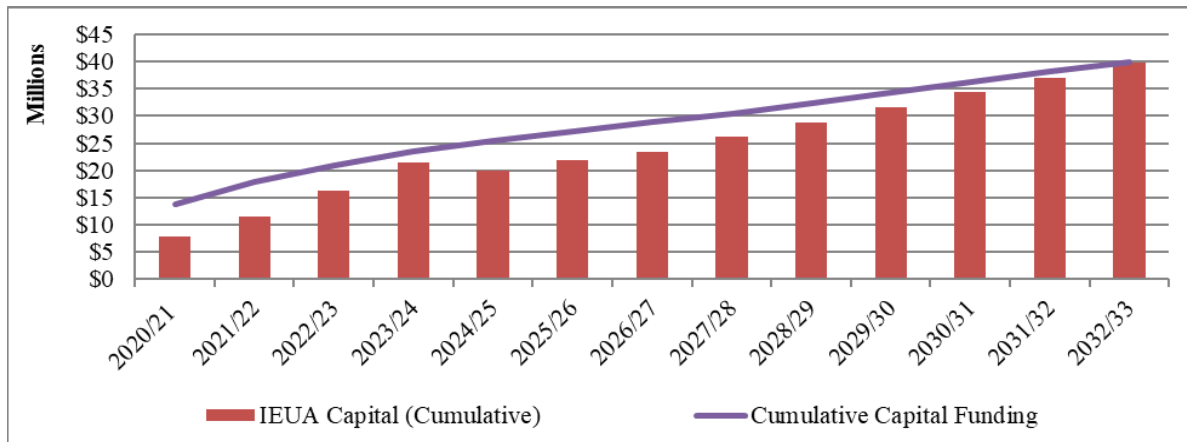
A total of \$5.2 million capital project costs are budgeted in FY 2023/24 and \$16.0 million are projected in FY 2024/25. A summary of the major capital projects budgeted in the Non-Reclaimable Wastewater fund is provided in Table 14.

**Table 14: Major Projects - Non-Reclaimable Wastewater Fund**

Major Projects (\$ in Millions)	FY 2023/24	FY 2024/25	FY 2025/26 to FY 2032/33	TYCIP Total
Philadelphia Lift Station Force Main Improvements	\$1.5	\$10.0	\$10.0	\$21.5
Philadelphia Lift Station Pump Upgrades	0.3	4.0	2.0	6.3
*NSNT Sewer Siphon Replacement	2.4	0.3	-	2.7
NRW Collection System Pipe Rehabilitation and Lining	0.5	1.0	6.0	7.5
All Other Projects	0.5	0.7	6.1	7.3
<b>Total Capital Projects</b>	<b>\$5.2</b>	<b>\$16.0</b>	<b>\$24.1</b>	<b>\$45.3</b>

\*NSNT – North System North Trunk

In FY 2015/16 the Agency began recovering its previously deferred capital costs. Recovery of these costs was approved by the Board of Directors to mitigate the upward pressure on rate adjustments to Non-Reclaimable Wastewater program customers. Due to increasing capital expenditures in FY 2023/24 through FY 2025/26 full recovery of the Agency's capital cost is not projected to be reached in until FY 2032/33. Pass through recovery of capital expenditures, shown in Figure 5 below, includes NRW industry capital recovery fees and supplemental funding. Supplemental funding includes a portion of inter-fund loan receipts received from the Recycled Water fund and an annual wastewater connection fee transfer from the Regional Wastewater Capital fund.

**Figure 5: Recovery of Cumulative Capital Expenditures**

### Debt Service

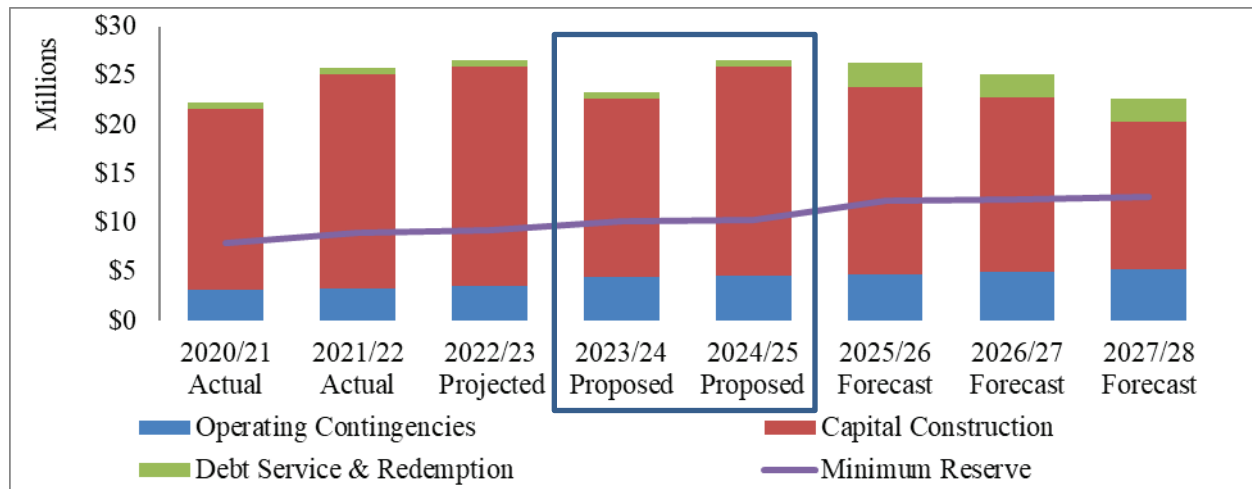
Debt service costs include the Non-Reclaimable Wastewater Fund's share of 2017A Revenue Bonds of \$0.6 million for FYs 2023/24 and 2024/25. Debt service costs are recovered from both NRWS and IEBL system customers.



## Reserve Balance

The Non-Reclaimable Wastewater ending fund balance in FY 2023/24 is estimated to be \$23.3 million and \$26.6 million for FY 2024/25. The increased reserve balance in FY 2025/26 can be attributed to debt proceeds in support of capital costs.

**Figure 6: Non-Reclaimable Wastewater Fund Reserve Balance by Type**



## Recharge Water Fund

The Recharge Water (RW) fund accounts for the revenues and expenses associated with groundwater recharge (GWR) operations and maintenance (O&M) through joint efforts with Chino Basin Watermaster (CBWM), Chino Basin Water Conservation District (CBWCD), and the San Bernardino County Flood Control District (SBCFCD). Operating expenses include general basin maintenance and/or restoration, groundwater administration (e.g., labor, tools, and supplies), contracted services (e.g., weeding and vector control), compliance reporting, and environmental documentation for permit compliance.

Total budgeted revenues, other funding sources, and inter-fund contributions and support for FY 2023/24 is \$13.3 million and for FY 2024/25 is \$5.0 million. The budget is comprised of reimbursements from CBWM for groundwater recharge facilities' O&M, capital project support, and debt service costs. Also included are State Revolving Fund (SRF) loan and grant receipts, and the remaining balance is contributed by IEUA for its portion of capital and debt service (50/50 share with CBWM), and pro-rata share of O&M costs. Table 15 shows a summary of revenues and other funding sources.

**Table 15: Recharge Water Fund Revenues and Other Funding Sources**

Major Funding Sources (\$Millions)	FY 2023/24	FY 2024/25	Key Assumptions
Watermaster Operating Cost Reimbursement	\$1.5	\$1.0	Reimbursement of ground water recharge O&M and facilities.
Watermaster Debt Service	1.3	1.5	Reimbursement for CBWM* share of debt service costs for the 2020A Refunding of the 2008B bonds.
State Revolving Fund (SRF) Loan	5.8	0.0	Loan proceeds to support 2013 Recharge Mater Plan Update (RMPU) projects.
Grants	2.4	0.3	Grant proceeds to support 2013 RMPU projects.
Other	2.3	2.2	Interest revenue and inter-fund transfer for the Agency's operating support for pro-rata share of groundwater basin maintenance, capital projects, non-reimbursable labor, and debt service from the Recycled Water and Wastewater Capital funds.
<b>Total</b>	<b>\$13.3</b>	<b>\$5.0</b>	

\*Chino Basin Watermaster

Total Recharge Water program expenses for FYs 2023/24 and 2024/25 are \$11.0 million, and \$8.9 million. Key expense includes capital costs related to the 2013 Recharge Master Plan Update (2013 RMPU) projects, debt service costs for the Chino Basin Facilities Improvement Project (CBFIP) 2020A Refunding bonds, inter-fund loan repayment to the Recycled Water fund, and groundwater O&M costs. A summary of the inter-fund loan repayment schedule is provided in Appendix Table A4.

The FYs 2023/24 and 2024/25 groundwater O&M budget, shown below in Table 16, includes utilities, general groundwater basin maintenance costs, and groundwater recharge safety improvements on the basins.

**Table 16: Recharge Water Major Expenses & Other Uses of Funds**

Major Uses of Funds (\$Millions)	FY 2023/24	FY 2024/25	Key Assumptions
Operating Expense	\$3.2	\$2.4	Program support for maintenance, utilities, and specialty O&M, CBWCD and SBCFCD costs, and IEUA's pro-rata share.
Debt Service	5.8	5.6	Principal, interest, and financial expense for the 2020A Revenue bonds,

Major Uses of Funds (\$Millions)	FY 2023/24	FY 2024/25	Key Assumptions
			and inter-fund loan repayment to the Recycled Water Fund.
Capital Improvement Plan (CIP)	2.0	0.9	Capital project costs shared with Watermaster for RMPU projects.
<b>Total</b>	<b>\$11.0</b>	<b>\$8.9</b>	

Capital project costs for the Recharge Water fund for FY 2023/24 are \$2.0 million and for FY 2024/25 are \$0.9 million. CBWM updated the Recharge Master Plan and Agency staff is taking the lead in the execution and administration of the capital projects, completion of these projects is projected for FY 2023/24. Table 17 is a summary of major projects in the Recharge Water program and respective cost sharing ratio between IEUA and CBWM.

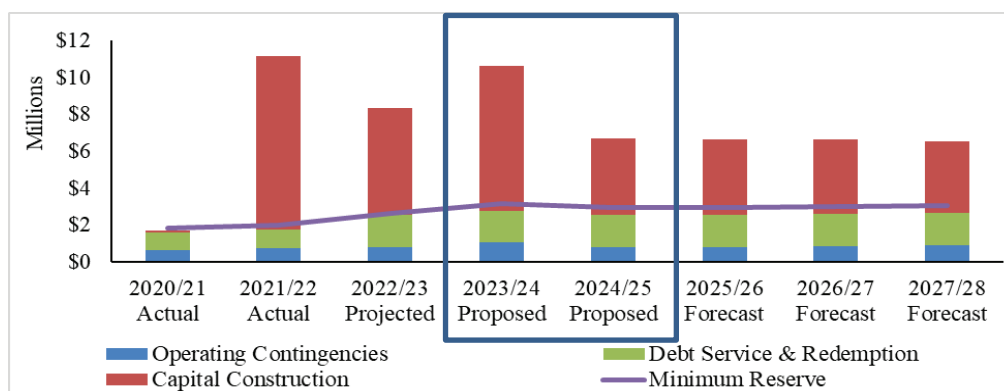
**Table 17: Recharge Water Fund Capital Projects and Cost Sharing**

Major Projects (\$Millions)	FY 2023/24	FY 2024/25	TYCIP Total	IEUA Cost Share	CBWM Cost Share
Recharge Master Plan Update	\$1.8	\$0.3	\$2.1	0%*	100%
Asset Management	0.1	0.5	4.6	50%	50%
Groundwater Basin PLC Upgrades	0.0	0.0	1.0	50%	50%
All Other Projects	0.1	0.1	0.8	50%	50%
<b>Total</b>	<b>\$2.0</b>	<b>\$0.9</b>	<b>\$8.5</b>		

\* IEUA is responsible for 9% of the Wineville, Jurupa, RP3 Basin Improvements, one of three active RMPU projects included here

The ending fund balance for FYs 2023/24 and 2024/25 is projected to be \$10.6 million and \$6.7 million (Figure 7). For the following fiscal years, the ending fund balance is estimated to average \$6.5 million per year based on current assumptions.

**Figure 7: Recharge Water Fund Reserve by Type**



## Conclusion

Over the next two fiscal years, the Agency will continue to work towards execution of critical expansion and replacement and rehabilitation (R&R) projects, including continued evaluation of the CBP/WSIP project to secure funding of the \$212 million Prop 1 conditional award from the California Water Commission. Additionally, the proposed biennial budget supports increased human capital to ensure fulfillment of Agency objectives and organizational effectiveness. Achieving these objectives will ensure that the Agency can continue its commitment to delivering essential high-quality services in a cost-effective manner, supporting the region's economic development, and maintaining the Agency's fiscal health.

As the Non-Reclaimable Wastewater System rates are finalized, these will be brought back to the Board for review and approval in June 2023.

The Appendix contains the Sources and Uses of Fund reports of the Agency's Administrative Services, Water Resources, and Non-Reclaimable Wastewater programs. The proposed budget for these programs is consistent with the IEUA Business Goals of *Fiscal Responsibility, Water Reliability, Wastewater Management, Environmental Stewardship and Business Practices*.

## Additional Background Information

Appendix A – Sources and Uses of Funds: Administrative Services, Water Resources, Non-Reclaimable Wastewater, Recharge Water.

Appendix Table A1 – Acronyms

Appendix Table A2 – Key assumptions for FYs 2023/24 and 2024/25 budget

Appendix Table A3 – Adopted rates for Water Resources Fund

Appendix Table A4 – Inter-fund loan repayment schedule

Appendix Table A5 – Major projects in FYs 2023/24 and 2024/25 and total ten-year budget



## Appendix A

INLAND EMPIRE UTILITIES AGENCY  
FISCAL YEAR 2023/24 & 2024/25 BIENNIAL BUDGET  
ADMINISTRATIVE SERVICES FUND - SOURCES AND USES OF FUNDS (In Thousands)

	2020/2021	2021/2022	2022/2023	2023/2024	2024/2025	2025/2026	2026/2027	2027/2028
	ACTUAL	ACTUAL	PROJECTED ACTUAL	PROPOSED BUDGET	PROPOSED BUDGET	FORECAST		
<b>REVENUES</b>								
Property Tax	1972	3221	3487	3557	3614	3671	3730	3791
Cost Reimbursement from JPA	1316	1318	1520	1858	2020	2042	2201	2437
Interest Revenue	130	140	191	243	243	242	240	237
<b>TOTAL REVENUES</b>	<b>\$3,418</b>	<b>\$4,679</b>	<b>\$5,198</b>	<b>\$5,658</b>	<b>\$5,877</b>	<b>\$5,955</b>	<b>\$6,171</b>	<b>\$6,465</b>
<b>OTHER FINANCING SOURCES</b>								
Other Revenues	34	293	2	2	2	2	2	2
<b>TOTAL OTHER FINANCING SOURCES</b>	<b>34</b>	<b>306</b>	<b>2</b>	<b>2</b>	<b>2</b>	<b>2</b>	<b>2</b>	<b>2</b>
<b>EXPENSES</b>								
Employment Expenses	\$1,647	\$1,041	\$1,975	\$2,181	\$2,541	\$2,570	\$2,760	\$3,040
Contract Work/Special Projects	76	580	358	717	433	433	433	2,215
Utilities	574	761	775	777	853	894	937	984
Operating Fees	16	21	16	43	45	46	47	49
Professional Fees and Services	3,245	3,265	4,745	7,316	7,314	9,054	9,459	9,824
Office and Administrative expenses	1,083	1,298	1,793	3,213	3,597	3,241	3,555	3,486
Materials & Supplies	576	560	465	577	565	476	487	503
Other Expenses	(3,341)	(3,764)	(5,336)	(8,679)	(8,890)	(10,363)	(10,851)	(11,313)
<b>TOTAL EXPENSES</b>	<b>\$3,877</b>	<b>\$3,763</b>	<b>\$4,791</b>	<b>\$6,145</b>	<b>\$6,458</b>	<b>\$6,351</b>	<b>\$6,827</b>	<b>\$8,787</b>
<b>CAPITAL PROGRAM</b>								
Capital Expansion & Construction	1960	2151	3784	4248	6408	9280	8354	2643
<b>TOTAL CAPITAL PROGRAM</b>	<b>\$1,960</b>	<b>\$2,151</b>	<b>\$3,784</b>	<b>\$4,248</b>	<b>\$6,408</b>	<b>\$9,280</b>	<b>\$8,354</b>	<b>\$2,643</b>
<b>DEBT SERVICE</b>								
Financial Expenses	\$24	\$19	\$18	\$20	\$21	\$22	\$22	\$23
Interest	0	3	0	0	0	0	0	0
<b>TOTAL DEBT SERVICE</b>	<b>\$24</b>	<b>\$23</b>	<b>\$18</b>	<b>\$20</b>	<b>\$21</b>	<b>\$22</b>	<b>\$22</b>	<b>\$23</b>
<b>TRANSFERS IN (OUT)</b>								
Capital Contribution	\$1,396	\$1,556	\$2,521	\$2,132	\$4,636	\$6,852	\$6,210	\$1,912
Operation support	56	569	297	567	400	400	400	1,689
Capital - Connection Fees Allocation	552	571	1,246	1,219	1,700	2,318	2,050	1,184
One Water	33	35	79	1,047	105	143	127	73
Property Tax Transfer	0	0	0	0	0	0	0	0
<b>TOTAL INTERFUND TRANSFERS IN (OUT)</b>	<b>\$2,036</b>	<b>\$2,731</b>	<b>\$4,142</b>	<b>\$4,965</b>	<b>\$6,841</b>	<b>\$9,713</b>	<b>\$8,787</b>	<b>\$4,858</b>
<b>FUND BALANCE</b>								
Net Income (Loss)	(\$372)	\$1,780	\$749	\$211	(\$167)	\$18	(\$243)	(\$128)
Beginning Fund Balance July 01	11,892	11,520	13,300	14,048	14,260	14,093	14,110	13,867
<b>ENDING FUND BALANCE AT JUNE 30*</b>	<b>\$11,520</b>	<b>\$13,300</b>	<b>\$14,048</b>	<b>\$14,260</b>	<b>\$14,093</b>	<b>\$14,110</b>	<b>\$13,867</b>	<b>\$13,739</b>
<b>RESERVE BALANCE SUMMARY</b>								
Operating Contingency	\$1,938	\$1,881	\$2,395	\$3,072	\$3,229	\$3,176	\$3,413	\$4,393
Self-Insurance Program	3,582	\$5,418	\$5,653	\$5,187	\$4,863	\$4,935	\$4,453	\$3,345
Employee Retirement Benefit	6,000	6,000	6,000	6,000	6,000	6,000	6,000	6,000
<b>ENDING BALANCE AT JUNE 30</b>	<b>\$11,520</b>	<b>\$13,300</b>	<b>\$14,048</b>	<b>\$14,260</b>	<b>\$14,093</b>	<b>\$14,110</b>	<b>\$13,867</b>	<b>\$13,739</b>

\*Numbers may not total due to rounding

**INLAND EMPIRE UTILITIES AGENCY**  
**FISCAL YEAR 2023/24 & 2024/25 BIENNIAL BUDGET**  
**WATER RESOURCES FUND - SOURCES AND USES OF FUNDS (In Thousands)**

	2020/21	2021/22	2022/23	2023/24	2024/25	2025/26	2026/27	2027/28
	ACTUAL	ACTUAL	PROJECTED ACTUAL	PROPOSED BUDGET	PROPOSED BUDGET	FORECAST		
<b>REVENUES</b>								
User Charges	\$7,492	\$8,285	\$9,289	\$9,394	\$9,610	\$9,773	\$9,911	\$10,080
Contract Cost reimbursement	198	51	150	248	248	248	248	248
Interest Revenue	213	170	217	460	540	560	590	620
Water Sales	45,561	42,976	42,962	53,028	56,664	60,660	64,848	69,480
<b>TOTAL REVENUES</b>	<b>\$53,465</b>	<b>\$51,483</b>	<b>\$52,617</b>	<b>\$63,130</b>	<b>\$67,062</b>	<b>\$71,241</b>	<b>\$75,597</b>	<b>\$80,428</b>
<b>OTHER FINANCING SOURCES</b>								
Property Tax - Debt and Capital	\$9,806	\$2,505	\$2,712	\$2,766	\$2,811	\$2,856	\$2,901	\$2,948
Grants	122	7,331	1,710	10	10	10	10	10
Other Revenues	136	252	0	0	0	0	0	0
<b>TOTAL OTHER FINANCING SOURCES</b>	<b>\$10,065</b>	<b>\$10,089</b>	<b>\$4,422</b>	<b>\$2,776</b>	<b>\$2,821</b>	<b>\$2,866</b>	<b>\$2,911</b>	<b>\$2,958</b>
<b>EXPENSES</b>								
Employment Expenses	\$2,823	\$2,455	\$3,347	\$3,818	\$4,152	\$4,198	\$4,524	\$5,009
Contract Work/Special Projects	2,279	2,143	2,319	3,161	2,725	2,725	2,728	2,100
Operating Fees	3,154	3,346	3,770	3,917	3,995	4,074	4,154	4,236
Professional Fees and Services	375	265	342	574	578	583	487	491
Office and Administrative expenses	3	0	1	4	4	4	4	5
MWD Water Purchases	45,561	42,937	42,962	53,028	56,664	60,660	64,848	69,480
Other Expenses	242	589	370	496	510	582	610	637
<b>TOTAL EXPENSES</b>	<b>\$54,438</b>	<b>\$51,736</b>	<b>\$53,111</b>	<b>\$64,999</b>	<b>\$68,629</b>	<b>\$72,827</b>	<b>\$77,355</b>	<b>\$81,957</b>
<b>CAPITAL PROGRAM</b>								
Capital Construction & Expansion	\$1,206	\$1,428	\$5,200	\$3,500	\$1,000	\$0	\$0	\$0
<b>TOTAL CAPITAL PROGRAM</b>	<b>\$1,206</b>	<b>\$1,428</b>	<b>\$5,200</b>	<b>\$3,500</b>	<b>\$1,000</b>	<b>\$0</b>	<b>\$0</b>	<b>\$0</b>
<b>TRANSFERS IN (OUT)</b>								
Water Connections	\$748	\$486	\$1,526	\$1,173	\$551	\$551	\$551	\$430
<b>TOTAL INTERFUND TRANSFERS IN (OUT)</b>	<b>\$748</b>	<b>\$486</b>	<b>\$1,526</b>	<b>\$1,173</b>	<b>\$551</b>	<b>\$551</b>	<b>\$551</b>	<b>\$430</b>
<b>FUND BALANCE</b>								
Net Income (Loss)	\$8,634	\$8,893	\$255	(\$1,420)	\$804	\$1,831	\$1,704	\$1,860
Beginning Fund Balance July 01	18,449	27,082	35,976	36,230	34,810	35,614	37,445	39,150
<b>ENDING FUND BALANCE AT JUNE 30</b>	<b>\$27,082</b>	<b>\$35,976</b>	<b>\$36,230</b>	<b>\$34,810</b>	<b>\$35,614</b>	<b>\$37,445</b>	<b>\$39,150</b>	<b>\$41,009</b>
<b>RESERVE BALANCE SUMMARY</b>								
Capital / Operation Contingencies	\$5,638	\$5,379	\$5,656	\$7,021	\$7,296	\$7,670	\$8,106	\$8,454
Water Resources Capital	21,444	30,597	30,574	27,789	28,318	29,775	31,044	32,555
<b>ENDING BALANCE AT JUNE 30</b>	<b>\$27,082</b>	<b>\$35,976</b>	<b>\$36,230</b>	<b>\$34,810</b>	<b>\$35,614</b>	<b>\$37,445</b>	<b>\$39,150</b>	<b>\$41,009</b>

\* Numbers may not total due to rounding

INLAND EMPIRE UTILITIES AGENCY  
FISCAL YEAR 2023/24 & 2024/25 BIENNIAL BUDGET  
NON-RECLAIMABLE WASTEWATER FUND - SOURCES AND USES OF FUNDS (In Thousands)

	2020/2021	2021/2022	2022/2023	2023/2024	2024/2025	2025/2026	2026/2027	2027/2028
	ACTUAL	ACTUAL	PROJECTED ACTUAL	PROPOSED BUDGET	PROPOSED BUDGET	FORECAST		
<b>REVENUES</b>								
User Charges	\$10,388	\$13,013	\$12,684	\$14,501	\$15,256	\$15,521	\$16,291	\$16,573
Interest Revenue	188	150	156	400	400	400	390	350
<b>TOTAL REVENUES</b>	<b>\$10,576</b>	<b>\$13,162</b>	<b>\$12,841</b>	<b>\$14,901</b>	<b>\$15,656</b>	<b>\$15,921</b>	<b>\$16,681</b>	<b>\$16,923</b>
<b>OTHER FINANCING SOURCES</b>								
Debt Proceeds	\$0	\$0	\$0	\$0	\$11,523	\$6,644	\$0	\$0
Other Revenues	580	799	\$543	\$300	\$300	\$300	\$300	\$300
Sale of Capacity	1,505	0	0	0	0	0	0	0
Loan Transfer from Internal Fund	4,000	3,000	3,000	0	0	0	0	0
<b>TOTAL OTHER FINANCING SOURCES</b>	<b>\$6,085</b>	<b>\$3,799</b>	<b>\$3,543</b>	<b>\$300</b>	<b>\$17,733</b>	<b>\$10,244</b>	<b>\$1,290</b>	<b>\$300</b>
<b>EXPENSES</b>								
Employment Expenses	\$1,800	\$1,731	\$2,162	\$3,409	\$3,707	\$3,748	\$4,039	\$4,472
Contract Work/Special Projects	314	430	786	620	332	332	382	382
Utilities	98	107	127	145	149	154	159	164
Operating Fees	6,702	7,236	6,905	8,019	8,254	8,496	8,745	9,001
Chemicals	125	175	173	350	361	371	382	394
Professional Fees and Services	48	43	301	205	216	222	227	233
Office and Administrative expenses	0	0	0	25	25	25	25	25
Biosolids Recycling	23	0	6	23	25	26	27	28
Materials & Supplies	62	49	123	82	85	88	90	93
Other Expenses	273	332	280	721	739	860	900	938
<b>TOTAL EXPENSES</b>	<b>\$9,444</b>	<b>\$10,103</b>	<b>\$10,861</b>	<b>\$13,599</b>	<b>\$13,893</b>	<b>\$14,322</b>	<b>\$14,976</b>	<b>\$15,729</b>
<b>CAPITAL PROGRAM</b>								
Capital Expansion/Construction	\$3,334	\$3,759	4,702	5,155	16,006	11,730	1,730	1,730
<b>TOTAL CAPITAL PROGRAM</b>	<b>\$3,334</b>	<b>\$3,759</b>	<b>\$4,702</b>	<b>\$5,155</b>	<b>\$16,006</b>	<b>\$11,730</b>	<b>\$1,730</b>	<b>\$1,730</b>
<b>DEBT SERVICE</b>								
Financial Expenses	\$7	\$32	\$4	\$6	\$6	\$6	\$6	\$6
Interest	266	251	236	218	197	176	707	684
Principal	317	331	348	398	418	440	1,761	1,658
<b>TOTAL DEBT SERVICE</b>	<b>\$590</b>	<b>\$613</b>	<b>\$588</b>	<b>\$622</b>	<b>\$621</b>	<b>\$622</b>	<b>\$2,473</b>	<b>\$2,348</b>
<b>TRANSFERS IN (OUT)</b>								
Capital Contribution	(\$47)	(\$53)	(\$86)	(\$73)	(\$158)	(\$233)	(\$211)	(\$65)
Operation support	(2)	(19)	(10)	(19)	(14)	(14)	(14)	(57)
Property Tax Transfer	909	1,075	702	990	584	495	211	211
<b>TOTAL INTERFUND TRANSFERS IN (OUT)</b>	<b>\$860</b>	<b>\$1,003</b>	<b>\$606</b>	<b>\$898</b>	<b>\$413</b>	<b>\$248</b>	<b>(\$14)</b>	<b>\$88</b>
<b>FUND BALANCE</b>								
Net Income (Loss)	\$4,153	\$3,489	\$838	(\$3,276)	\$3,281	(\$259)	(\$1,222)	(\$2,495)
Beginning Fund Balance July 01	18,074	22,227	25,716	26,554	23,278	26,560	26,301	25,078
<b>ENDING FUND BALANCE AT JUNE 30*</b>	<b>\$22,227</b>	<b>\$25,716</b>	<b>\$26,554</b>	<b>\$23,278</b>	<b>\$26,560</b>	<b>\$26,301</b>	<b>\$25,078</b>	<b>\$22,583</b>
<b>RESERVE BALANCE SUMMARY</b>								
Operating Contingencies	\$3,148	\$3,368	\$3,620	\$4,533	\$4,631	\$4,774	\$4,992	\$5,243
Capital Construction	18,491	21,760	22,312	18,124	21,307	19,053	17,738	14,978
Debt Service	588	588	622	621	622	2,473	2,348	2,362
<b>ENDING BALANCE AT JUNE 30</b>	<b>\$22,227</b>	<b>\$25,716</b>	<b>\$26,554</b>	<b>\$23,278</b>	<b>\$26,560</b>	<b>\$26,301</b>	<b>\$25,078</b>	<b>\$22,583</b>

\* Numbers may not total due to rounding

**INLAND EMPIRE UTILITIES AGENCY**  
**FISCAL YEAR 2023/24 & 2024/25 BIENNIAL BUDGET**  
**RECHARGE WATER FUND - SOURCES AND USES OF FUNDS (In Thousands)**

	2020/21	2021/22	2022/23	2023/24	2024/25	2025/26	2026/27	2027/28
	ACTUAL	ACTUAL	PROJECTED ACTUAL	PROPOSED BUDGET	PROPOSED BUDGET	FORECAST		
<b>REVENUES</b>								
Cost Reimbursement from JPA	\$1,303	\$1,113	\$895	\$1,061	\$1,026	\$1,057	\$1,089	\$1,122
Interest Revenue	2	0	100	80	100	90	80	70
<b>TOTAL REVENUES</b>	<b>\$1,305</b>	<b>\$1,113</b>	<b>\$1,073</b>	<b>\$1,551</b>	<b>\$1,126</b>	<b>\$1,147</b>	<b>\$1,169</b>	<b>\$1,192</b>
<b>OTHER FINANCING SOURCES</b>								
State Loans	\$0	\$6,956	\$3,996	\$5,765	\$0	\$0	\$0	\$0
Grants	1,155	4,143	3,402	2,443	308	0	0	0
Capital Contract Reimbursement	378	352	707	1,249	1,483	1,762	1,763	1,489
<b>TOTAL OTHER FINANCING SOURCES</b>	<b>\$2,466</b>	<b>\$18,460</b>	<b>\$8,105</b>	<b>\$9,458</b>	<b>\$1,792</b>	<b>\$1,762</b>	<b>\$1,763</b>	<b>\$1,489</b>
<b>EXPENSES</b>								
Employment Expenses	\$883	\$847	\$867	\$986	\$1,073	\$1,085	\$1,169	\$1,294
Contract Work/Special Projects	0	225	181	902	82	82	82	82
Utilities	62	53	85	83	88	90	93	96
Operating Fees	11	3	8	8	8	8	9	9
Professional Fees and Services	757	912	1,171	1,099	1,024	1,050	1,077	1,105
Materials & Supplies	133	148	109	121	116	120	123	127
<b>TOTAL EXPENSES</b>	<b>\$1,859</b>	<b>\$2,189</b>	<b>\$2,436</b>	<b>\$3,215</b>	<b>\$2,407</b>	<b>\$2,452</b>	<b>\$2,570</b>	<b>\$2,731</b>
<b>CAPITAL PROGRAM</b>								
Capital Expansion/Construction	\$3,149	\$8,425	\$10,383	\$2,086	\$857	\$1,093	\$1,097	\$550
<b>TOTAL CAPITAL PROGRAM</b>	<b>\$3,149</b>	<b>\$8,425</b>	<b>\$10,383</b>	<b>\$2,086</b>	<b>\$857</b>	<b>\$1,093</b>	<b>\$1,097</b>	<b>\$550</b>
<b>DEBT SERVICE</b>								
Financial Expenses	\$1	\$1	\$1	\$1	\$1	\$1	\$1	\$1
Interest	392	398	530	506	380	350	313	273
Principal	519	559	634	1,233	1,337	1,393	1,431	1,467
Short Term Inter-Fund Loan	0	0	0	4,000	3,933	0	0	0
<b>TOTAL DEBT SERVICE</b>	<b>\$912</b>	<b>\$958</b>	<b>\$1,164</b>	<b>\$5,739</b>	<b>\$5,650</b>	<b>\$1,744</b>	<b>\$1,744</b>	<b>\$1,740</b>
<b>TRANSFERS IN (OUT)</b>								
Capital Contribution	\$0	\$144	\$112	\$127	\$227	\$421	\$422	\$212
Debt Service	456	479	555	528	478	478	478	477
Operation support	411	851	1,180	1,662	1,299	1,313	1,400	1,527
Water Connection	8	2	113	16	68	126	126	63
<b>TOTAL INTERFUND TRANSFERS IN (OUT)</b>	<b>\$875</b>	<b>\$1,476</b>	<b>\$1,960</b>	<b>\$2,333</b>	<b>\$2,072</b>	<b>\$2,338</b>	<b>\$2,426</b>	<b>\$2,278</b>
<b>FUND BALANCE</b>								
Net Income (Loss)	(\$1,274)	\$9,477	(\$2,847)	\$2,302	(\$3,924)	(\$42)	(\$52)	(\$63)
Beginning Fund Balance July 01	2,987	1,713	11,190	8,344	10,646	6,722	6,679	6,627
<b>ENDING FUND BALANCE AT JUNE 30*</b>	<b>\$1,713</b>	<b>\$11,190</b>	<b>\$8,344</b>	<b>\$10,646</b>	<b>\$6,722</b>	<b>\$6,679</b>	<b>\$6,627</b>	<b>\$6,564</b>
<b>RESERVE BALANCE SUMMARY</b>								
Operating Contingencies	\$620	\$730	\$812	\$1,072	\$802	\$817	\$857	\$910
Capital Expansion / Construction	135	9,432	5,793	7,857	4,175	4,118	4,029	3,908
Debt Service & Redemption	958	1,029	1,739	1,717	1,744	1,744	1,740	1,746
<b>ENDING BALANCE AT JUNE 30</b>	<b>\$1,713</b>	<b>\$11,190</b>	<b>\$8,344</b>	<b>\$10,646</b>	<b>\$6,722</b>	<b>\$6,679</b>	<b>\$6,627</b>	<b>\$6,564</b>

\* Numbers may not total due to rounding



**Appendix Table A1: Acronyms**

<b>Acronyms</b>	
<b>AF</b>	Acre Foot
<b>CBFIP</b>	Chino Basin Facilities Improvement Project
<b>CBP</b>	Chino Basin Program
<b>CBWM</b>	Chino Basin Water Master
<b>CCWRF</b>	Carbon Canyon Wastewater Reclamation Facility
<b>CIP</b>	Capital Improvement Plan
<b>EDU</b>	Equivalent Dwelling Unit
<b>FTE</b>	Full Time Equivalent
<b>FY</b>	Fiscal Year
<b>GG</b>	Administrative Services Program
<b>GWR</b>	Groundwater Recharge
<b>IERCA</b>	Inland Empire Regional Composting Authority
<b>kWh</b>	Kilowatt hour
<b>MEU</b>	Meter Equivalent Unit
<b>NC</b>	Non-Reclaimable Wastewater Program
<b>NRW</b>	Non-Reclaimable Wastewater
<b>O&amp;M</b>	Operations & Maintenance
<b>R&amp;R</b>	Replacement & Rehabilitation
<b>RC</b>	Regional Wastewater Capital Improvement Program
<b>RMPU</b>	Recharge Master Plan Update
<b>RO</b>	Regional Wastewater Operations and Maintenance Program
<b>RP-1</b>	Regional Water Reclamation Facility (Plant) in the City of Ontario
<b>RP-2</b>	Regional Water Reclamation Facility (Plant) in the City of Chino
<b>RP-3</b>	Old Regional Water Reclamation Facility (Plant) in the City of Fontana rebuilt into a recharge facility with 4 recharge basins or cells.
<b>RP-4</b>	Regional Water Reclamation Facility (Plant) in the City of Rancho Cucamonga
<b>RP-5</b>	Regional Water Reclamation Facility (Plant) in the City of Chino
<b>RRWDS</b>	Regional Recycled Water Distribution System
<b>RW</b>	Recharge Water Program
<b>SBCFCD</b>	San Bernardino County Flood Control District
<b>SCADA</b>	Supervisory Control and Data Acquisition
<b>SRF</b>	State Revolving Fund
<b>TCE</b>	Trichloroethylene
<b>TYCIP</b>	Ten Year Capital Improvement Plan
<b>WW</b>	Water Resources Program

**Appendix Table A2: Key Assumptions for FYs 2023/24 and 2024/25 Proposed Budget**

Revenues and Other Funding Sources	Expenses and Other Uses of Funds
<b>2% average growth in property tax receipts. Maintaining allocation among funds:</b> <b>Regional Wastewater Capital 65%,</b> <b>Regional Wastewater O&amp;M 23%,</b> <b>Recycled Water 4%, Water Resources Fund 3.5%, and Administrative Services Fund 4.5%.</b>	Debt, loan, and grants to support major construction projects
Reimbursement from CDA and IERCA for labor and O&M expenses.	Increase staffing to support Agency Objectives and Optimize organizational development and effectiveness.
Pass through sales of MWD imported water of 60,000 AF for both 2023/24 and 2024/25	Addition of several major construction projects within the next two-year period.
Grant and other reimbursements to support water efficiency programs.	Leverage professional services to achieve effective maintenance approach.

**Appendix Table A3: Adopted Rates for Water Resources Fund**

Fiscal Year	2018/19	2019/20	2020/21	2021/22	2022/23	2023/24	2024/25
<b>*RTS TYRA 7YR</b>	45%	60%	75%	90%	100%	100%	100%
<b>**MEU rate: \$/MEU</b>	\$0.99	\$1.04	\$1.04	\$1.08	\$1.10	\$1.12	\$1.14

\* RTS TYRA – Readiness to Serve Ten Year Rolling Average, consistent with MWD cost allocation methodology.

\*\* MEU – Meter Equivalent Unit size 5/8” or ‘3/4”.

**Appendix Table A4: Recharge Water Fund Repayment of Inter-Fund Loan**

Inter Fund Loans Issued	Due to	Loan Amount (\$ in Millions)	Repayment Schedule
<b>FY 2020/21</b>	Recycled Water (WC) Fund	0.9	2024/25 \$0.9 Total \$0.9
<b>FY 2021/22</b>	Recycled Water (WC) Fund	7.0	2023/24 \$4.0 2024/25 \$3.0 Total \$7.0
<b>Total</b>	<b>Grand Total</b>	<b>\$7.9</b>	<b>\$7.9</b>

**Appendix Table A5: Major Projects in FYs 2023/24 and 2024/25**

<b>Projects (\$Thousands)</b>	<b>FY 2023/24 Proposed</b>	<b>FY 2024/25 Proposed</b>	<b>Total Ten-Year Budget</b>
<b>Administrative Services Fund</b>			
Wide Area Microwave Radio Update	\$0.5	\$0.5	\$7.4
ERP Implementation	0.0	1.0	10.0
IT Infrastructure Assets Replacement	0.3	0.3	3.4
Central Plant Cooling Tower Replacement	0.4	1.7	2.9
Structural Agency Wide Roofing Phase II	0.3	1.0	2.6
<b>Asset Management Projects</b>	<b>0.1</b>	<b>0.1</b>	<b>8.1</b>
<b>Total Administrative Services Fund</b>	<b>\$1.6</b>	<b>\$4.6</b>	<b>\$34.4</b>
<b>Non-Reclaimable Wastewater Fund</b>			
Philadelphia Lift Station Force Main Improvement	\$1,500	\$10,000	\$21,500
NSNT Sewer Siphon Replacement	2,385	276	2,661
Philadelphia Lift Station Pump Upgrades	335	4,000	6,335
NRW Collection System Pipe Rehabilitation	500	1,000	7,500
<b>NRW Asset Management Projects</b>	<b>200</b>	<b>500</b>	<b>4,700</b>
<b>Total Non-Reclaimable Wastewater Fund</b>	<b>\$4,920</b>	<b>\$15,776</b>	<b>\$42,696</b>
<b>Water Resources Fund</b>			
Chino Basin Program/WSIP	\$3,500	\$1,000	\$4,500
Water Use Efficiency and Reliability Programs	1,600	1,600	16,000
Water Resources Planning Documents	250	250	2,500
Upper Santa Ana River Habitat Conservation Plan Model Water Benefits	250	250	2,250
Chino Basin Water Bank Planning Authority	276	250	1,026
Regional Imported Supply Reliability Analysis	250	250	1,000
<b>Total Water Resources Fund</b>	<b>\$6,126</b>	<b>\$3,600</b>	<b>\$27,276</b>
<b>Recharge Water Fund</b>			
Recharge Master Plan Update	1,800	266	2,066
Asset Management	100	500	4,600
Groundwater Basin PLC Upgrades	0	0	1,000
SCADA Infrastructure	40	40	539
GWR OIT Upgrades	0	50	150
<b>Total Recharge Water Fund</b>	<b>\$1,940</b>	<b>\$856</b>	<b>\$8,356</b>





# Biennial Budget for Fiscal Years 2023/24 and 2024/25 for Administrative Services, Non- Reclaimable Wastewater, Recharge Water, and Water Resources Funds

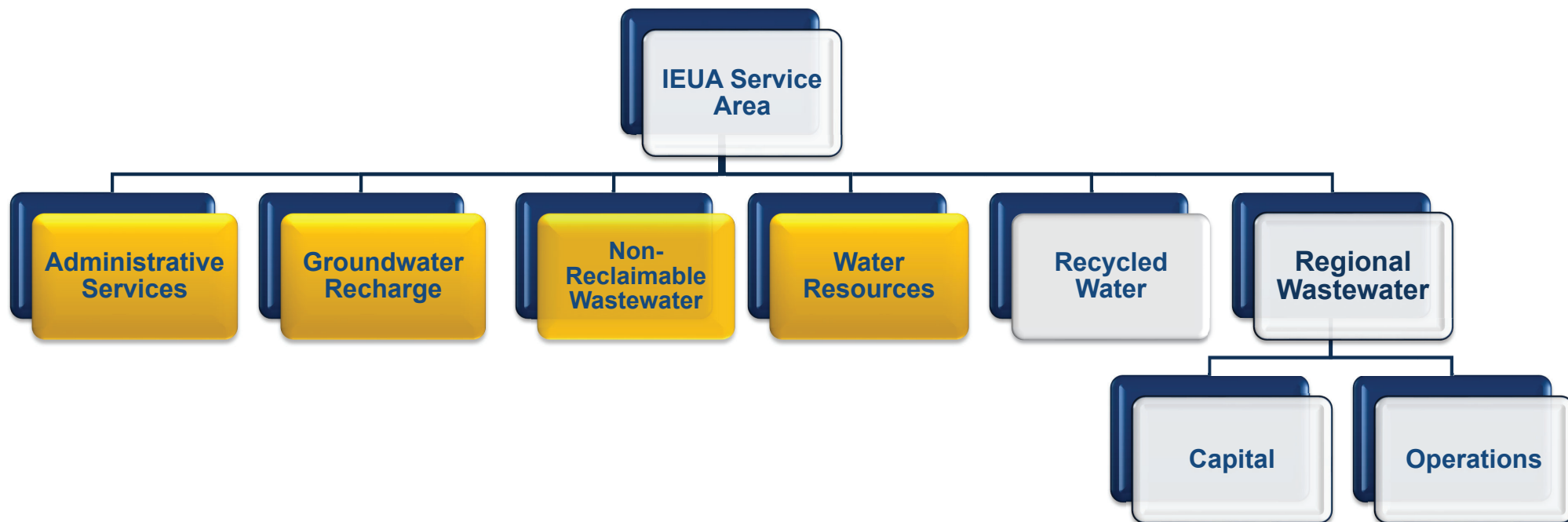
Alex Lopez

Budget Officer

May 2023



# Fund Structure



## Key Assumptions

- Inflation driven increases operating expenses: Utilities and chemicals
- Staffing to support Agency objectives
- Capital projects based on the Proposed Ten-Year Capital Improvement Plan (TYCIP) FYs 2024-2033
  - Support growth, asset management, and regulatory compliance
  - Financing with debt, low interest federal and state loans, while pursuing grant opportunities
- Maintain property tax allocation by fund

# Rates and Fees

Fund	Water Resources		Non-Reclaimable Wastewater
As of July, 1	Meter Equivalent Units (MEU)*	MWD RTS Pass-through*	Pass through rates from LACSD and SAWPA**
FY 2020/21	\$1.04	75%	
FY 2021/22	\$1.08	90%	
FY 2022/23	\$1.10	100%	
FY 2023/24	\$1.12	100%	
FY 2024/25	\$1.14	100%	

\*Rates for FYs 2020/21 through 2024/25 adopted July 2020

\*\*FY 2023/24 rates for the north systems were adopted by LACSD in May 2022, SAWPA pass-through rates for the southern Inland Empire Brine Line system to be adopted in May 2023.

# Property Tax Allocation

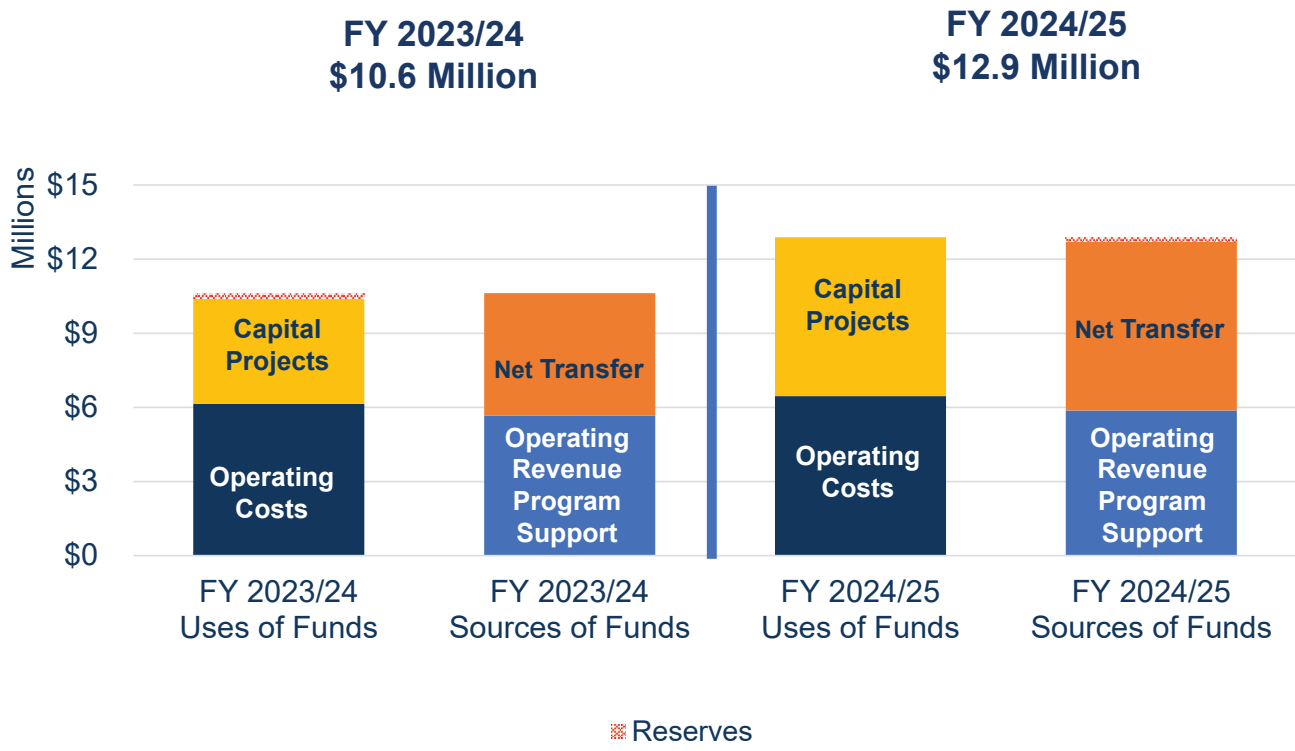
- Maintain property tax fixed percent allocation

Fund	Current Allocation Fixed %	FY 2022/23 Projected Actual	FY 2023/24 Proposed	FY 2024/25 Proposed
Regional Wastewater Capital	65%	\$50.4M	\$51.4M	\$52.2M
Regional Wastewater Operations	23%	17.8M	18.2M	18.5M
Recycled Water	4%	2.9M	3.1M	3.2M
Administrative Services	4.5%	3.5M	3.5M	3.6M
Water Resources	3.5%	2.7M	2.8M	2.8M
Total		\$77.3M	\$79.0M	\$80.3M



# Administrative Services Fund

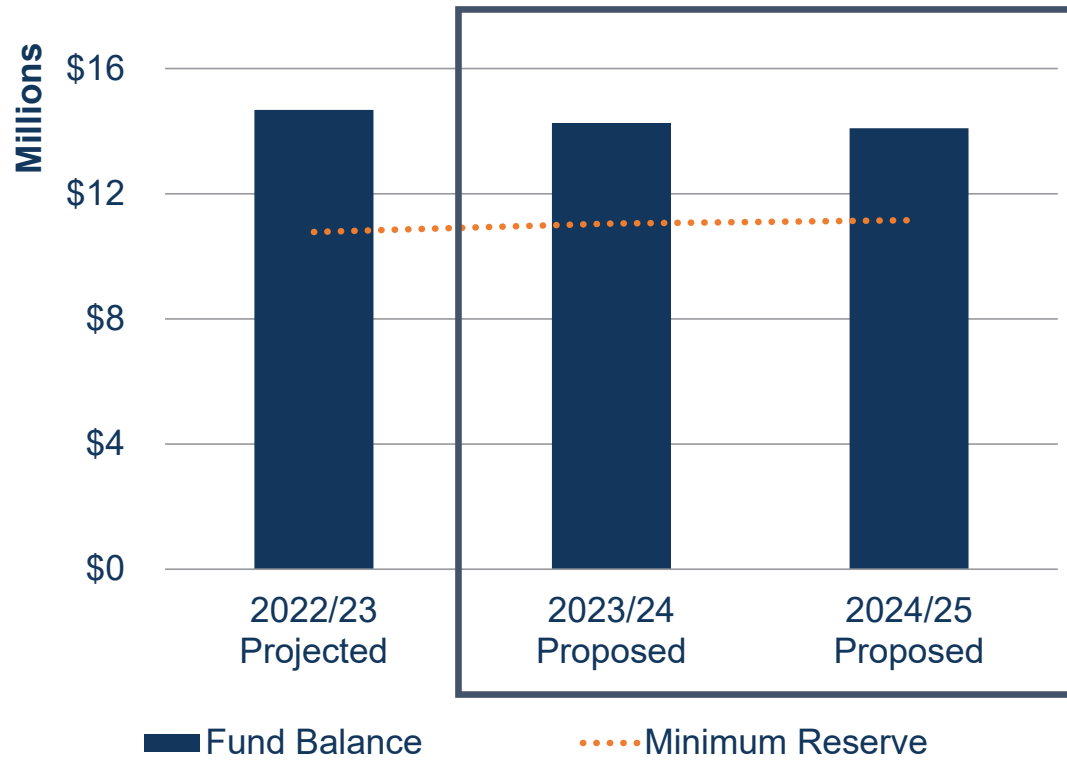
## Total Sources and Uses of Funds



- Major Projects:**
- ERP Assessment and Implementation Planning
  - Asset Management Project
  - Agency Wide Area Microwave Radio Updates
  - IT Infrastructure Assets Replacement
  - Central Plant Cooling Tower Replacement
  - Agency Wide Roofing

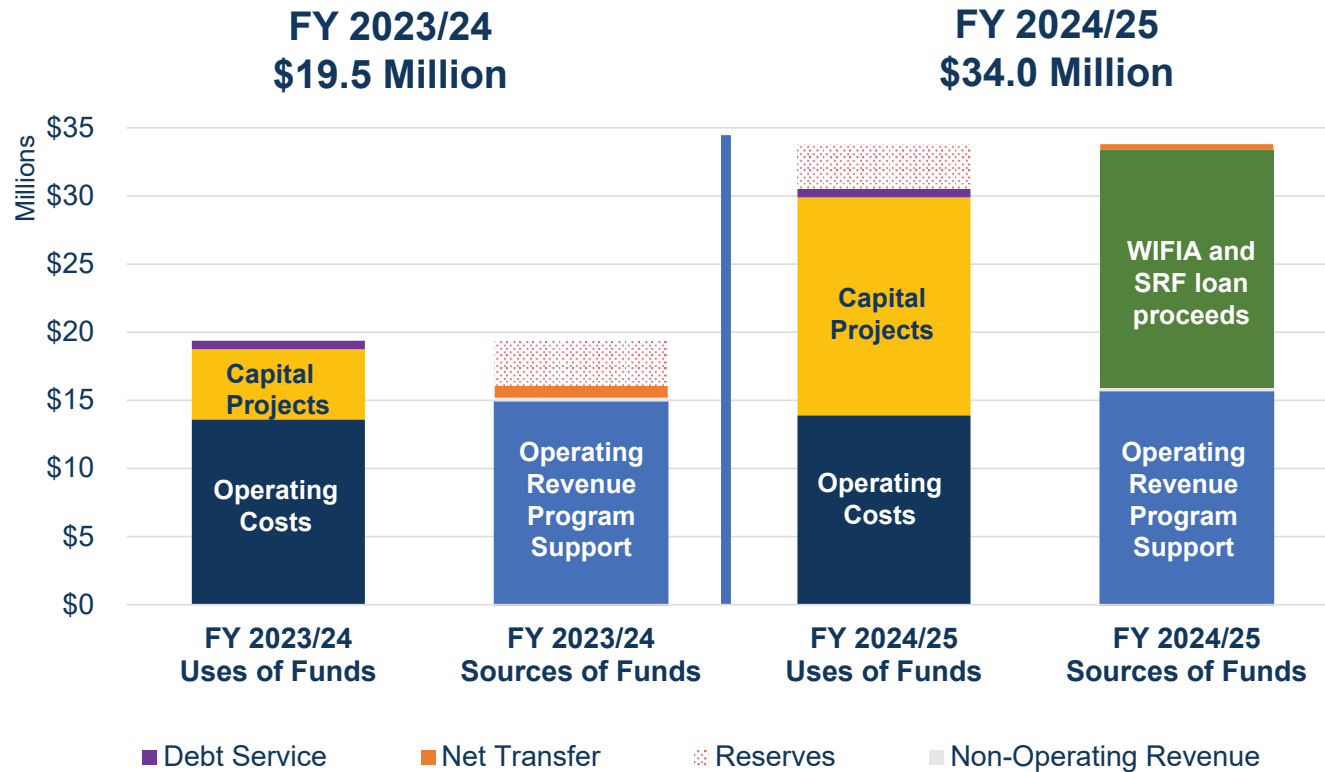
Net Transfers = Inter-fund transfers from Regional Wastewater programs, Non-Reclaimable Wastewater, and Recycled Water funds to support project costs.

# Administrative Services Fund Reserves



**FY 2023/24 projected reserve decrease due to increase in employment expenses.**

# Non-Reclaimable Wastewater Fund Total Sources and Uses of Funds



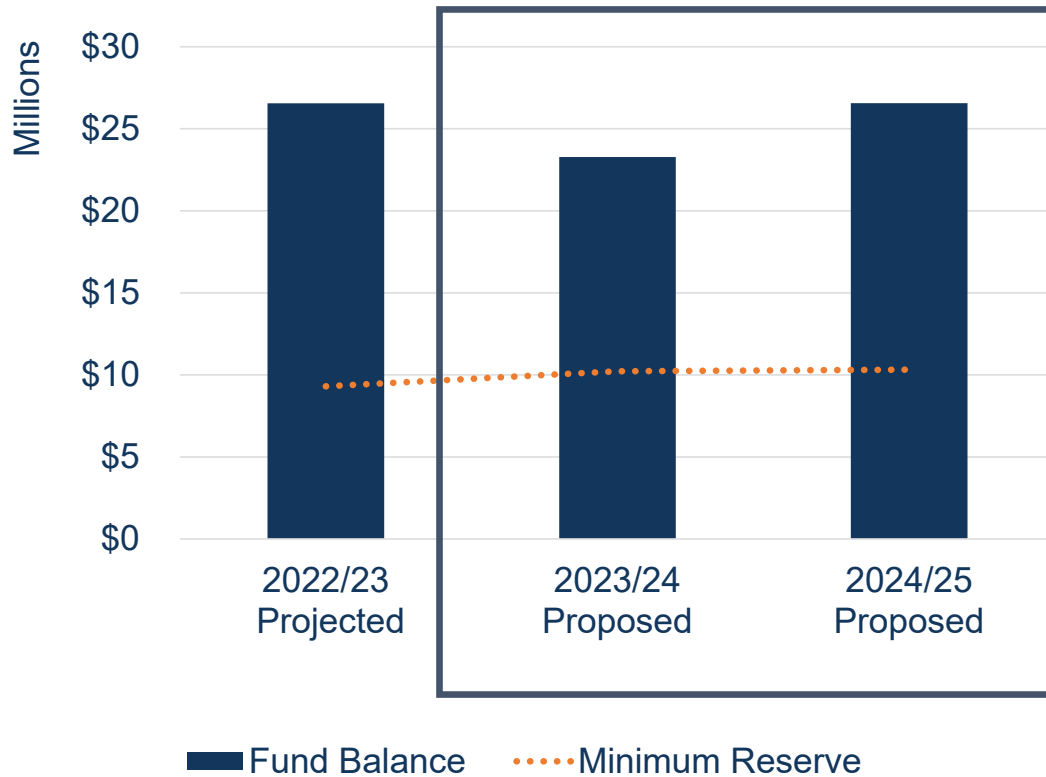
## Major Projects:

- Philadelphia Lift Station Force Main Improvements
- Philadelphia Lift Station Pump Upgrades
- NRW Collection System Pipe Rehabilitation
- NSNT\* Sewer Siphon Replacement
- NRW Asset Management Projects

\*NSNT – North System North Trunk

Net Transfers = Inter-fund transfers from Regional Wastewater program for capital project support, transfer to the Administrative Services fund for operating and project support.

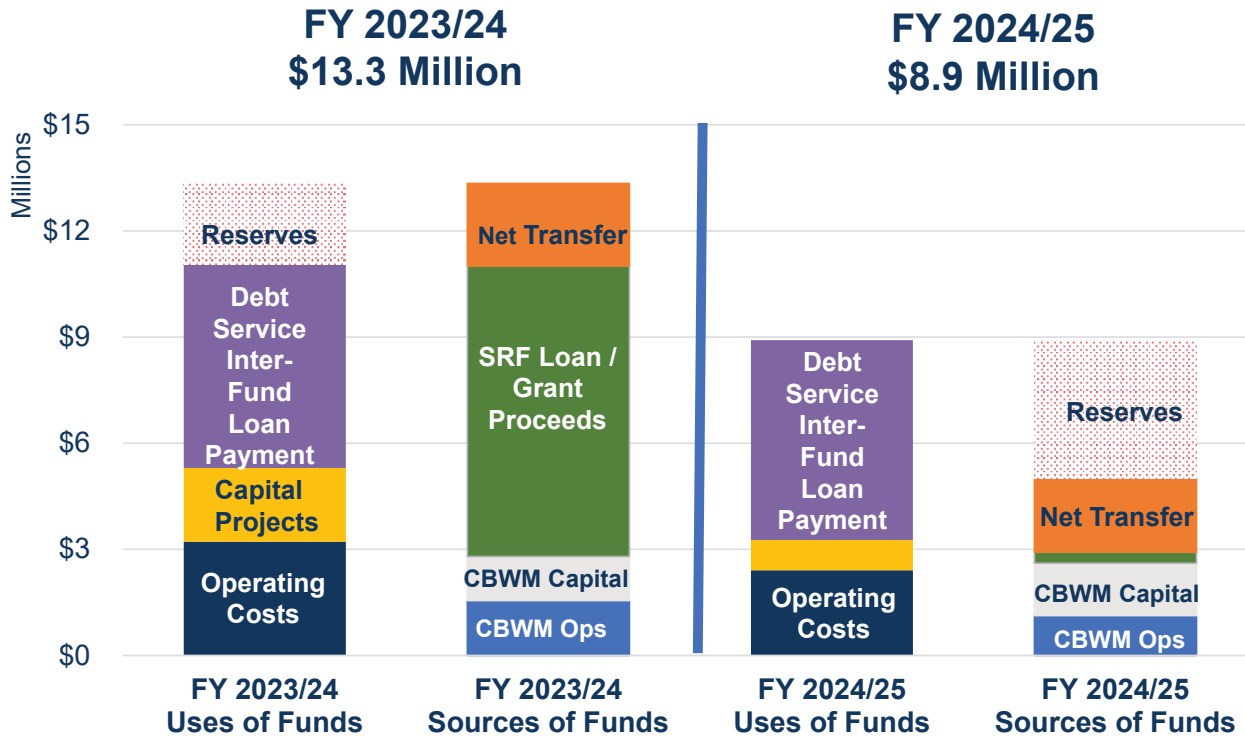
# Non-Reclaimable Wastewater Fund Reserves



**FY 2023/24 Projected reserve increase due to receipt of debt proceeds to support the Philadelphia Lift Station Force Main Improvements.**



# Recharge Water Fund Total Sources and Uses of Funds

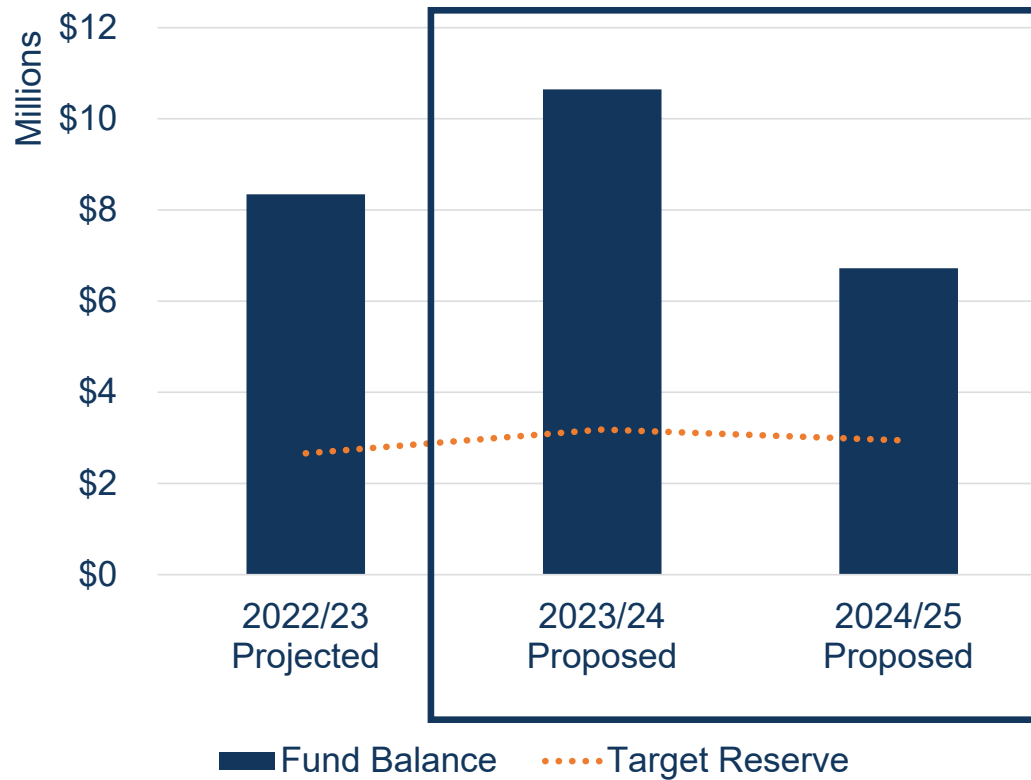


## Major Projects:

- 2013 Recharge Master Plan Update (RMPU)
- Asset Management Projects
- Groundwater Basin PLC Upgrades

Net Transfers = Inter-fund transfers from Regional Wastewater program for debt service support, transfer from Recycled Water fund for operating and project support.

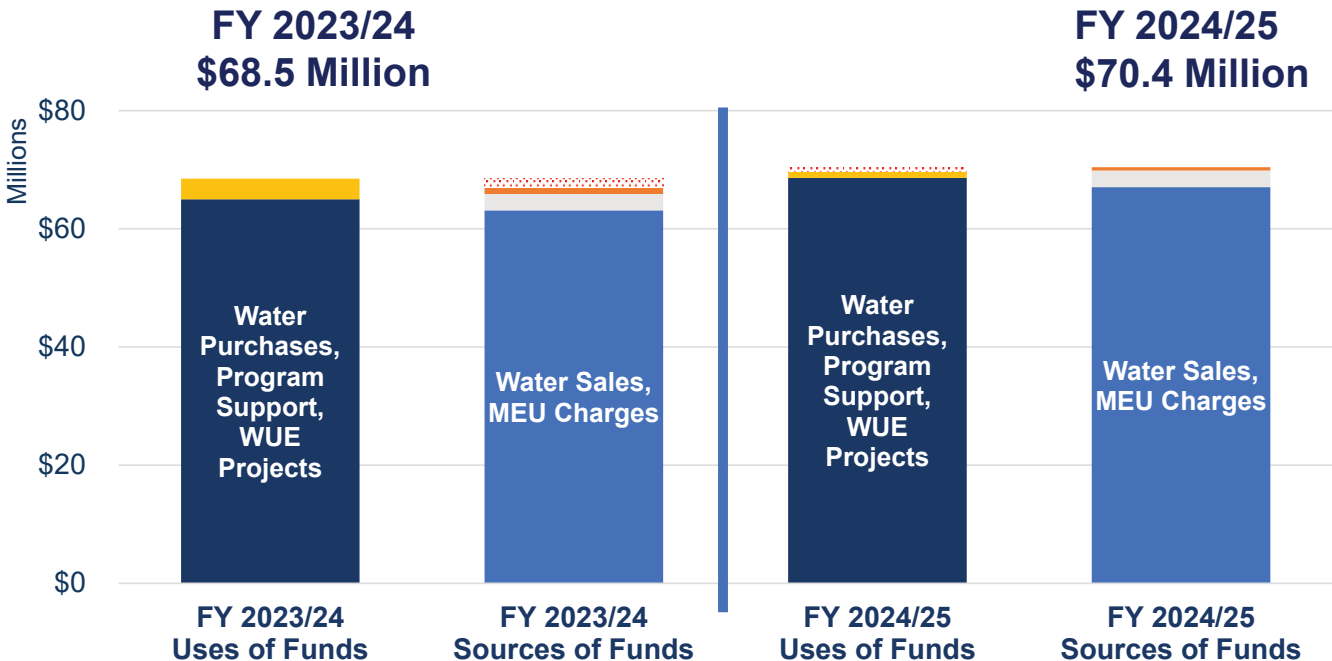
# Recharge Water Fund Reserves



**FY 2023/24 projected reserve increase is due to SRF loan and grant proceeds to support 2013 RMPU project costs.**

# Water Resources Fund

## Total Sources and Uses of Funds

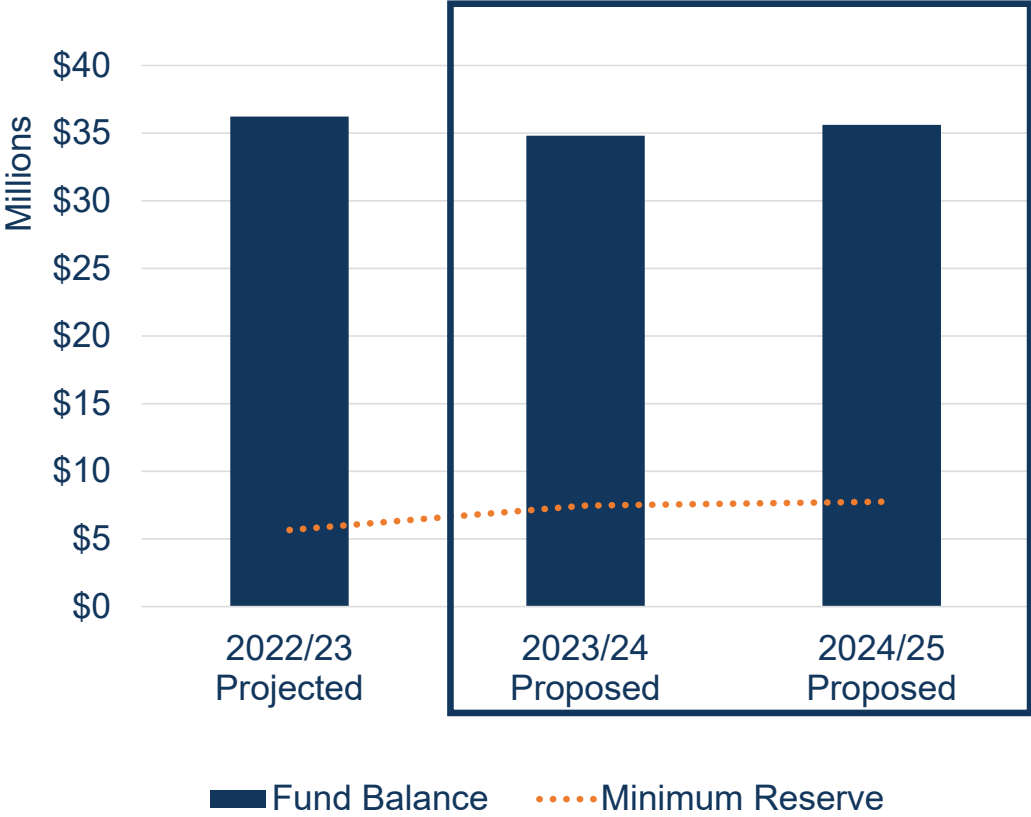


- Major Projects:**
- Chino Basin Program
  - Water Resources Planning Documents
  - Implement of Upper Santa Ana River Habitat Conservation Plan Model Water Benefits
  - Chino Basin Water Bank Planning

■ Operating Expenses ■ Capital Projects ■ Net Transfer ■ Reserves ■ Non-Operating Revenue

Net Transfers = Transfer of water connections from the Recycled Water fund to support Water Use Efficiency projects.

# Water Resources Fund Reserves



**FY 2023/24 projected reserve decrease due to lower grants proceeds to support water use efficiency projects.**



# Biennial Budget Review and Approval Timeline

Month	Budget Item	IEUA Committee	IEUA Board	Regional Technical	Regional Policy
Mar 2023	FY 2023/24 – 2024/25 Wastewater Cost of Service and Proposed Rates workshop		3/01/23	3/30/23	4/6/23
Apr 2023	Adoption of Service Rates (EDUs), Wastewater Connection Fees, and Extra-Territorial Service Charges	4/12/23	4/19/23		
	Regional Program Budgets (Wastewater and Recycled Water) Information Item	4/12/23	4/19/23	4/27/23	5/4/23
May 2023	Administrative Services, Non-Reclaimable Wastewater, Recharge Water, and Water Resources Budgets	5/10/23	5/17/23		
Jun 2023	Biennial Budget, Rate Resolutions, and TYCIP	6/14/23	6/21/23	5/25/23	6/1/23

# Questions



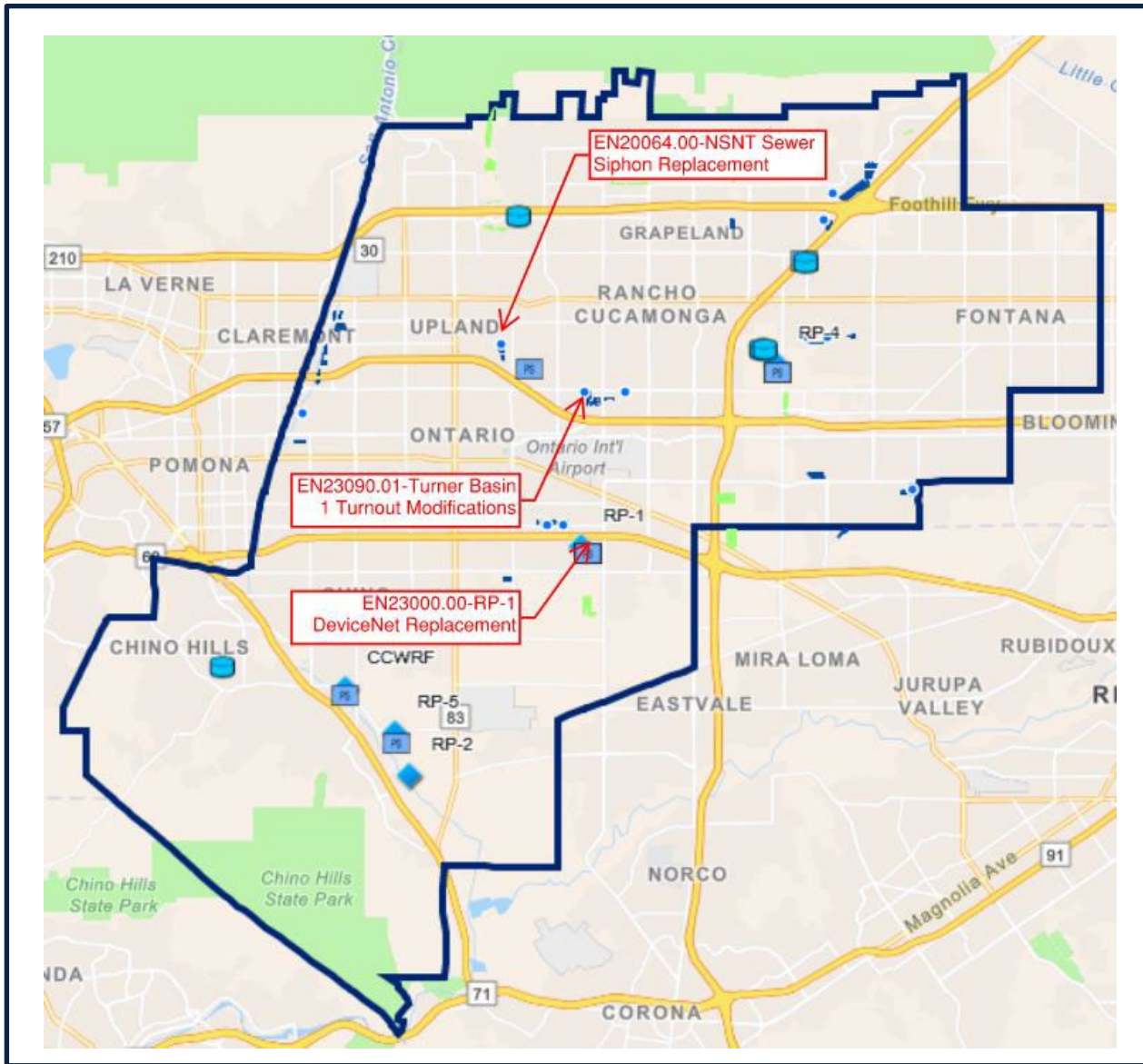
**INFORMATION  
ITEM**

**3B**

# Engineering and Construction Management Project Updates

Jason Marseilles, PE  
Manager of Engineering & Construction Management  
May 2023





## Project Location Map

# NSNT Sewer Siphon Replacement

Project Goal: Improve Performance



Hellman Facing Southerly Connection

**Total Project Budget: \$4.5M**  
**Project Completion: March 2024**  
**Construction Percent Complete: 5%**

Phase	Consultant/ Contractor	Current Contract	Amendments/ Change Orders
Design	Michael Baker International	\$265k	10%
Construction (current)	Ferreira Construction	\$2.7M	0%
Project Management Team			
Senior Engineer:		Biesiada, Josh	
Project Manager:		Trott, Megan	
Administrative Assistant:		WSP Environment & Infrastructure	
Inspector:		GK & Associates	

# RP-1 Device Net Replacement

Project Goal: Increase Reliability

**Total Project Budget: \$4.1M**  
**Project Completion: Dec 2025**  
**Design Percent Complete: 5%**

Phase	Consultant/ Contractor	Current Contract	Amendments/ Change Orders
Design (Current)	Eramosa International Inc.	\$466k	0%
Construction	TBD	\$0	0%
Project Management Team			
Project Manager:		Cayatte, Pierre	
Assistant/Associate Engineer:		Nhothsavath, Cathy	
Administrative Assistant:		Anser Advisory	
Inspector:		TBD	





# Turner Basin 1 Turnout Modifications

Project Goal: Rehabilitate/Repair Existing Assets



Cla-Val Install

**Total Project Budget: \$38k**  
**Project Completion: May 2023**  
**Construction Percent Complete: 90%**

Phase	Consultant/ Contractor	Current Contract	Amendments/ Change Orders
Design	In-house	N/A	0%
Construction (current)	W.A. Rasic	\$25k	0%
Project Management Team			
Senior Engineer:		Spears, James	
Project Manager:		Salazar, Sandra	
Administrative Assistant:		Anser Advisory	
Inspector:		Jones, Nicolas	



**INFORMATION  
ITEM**

**3C**



## Inland Empire Utilities Agency, a Municipal Water District Federal Update

April 28, 2023

### President Biden Signs Resolution Ending COVID-19 National Emergency

On April 10<sup>th</sup>, President Biden signed a joint resolution ([H.J. Res. 7](#)) to terminate the national emergency related to the COVID-19 pandemic. The national emergency was declared March 12<sup>th</sup>, 2020.

### President Biden Announces New Environmental Justice Office

President Biden signed an Executive Order (EO), *Revitalizing Our Nation's Commitment to Environmental Justice for All*, that outlines additional Administration environmental justice (EJ) policy goals and establishes the Office of Environmental Justice within the White House Council on Environmental Quality. The office will be led by a Federal Chief Environmental Justice Officer and will coordinate the implementation of EJ policies across the federal government. Text of the EO can be found [HERE](#), and fact sheet can be found [HERE](#).

### OIRA Proposes Changes to Federal Rulemaking Process

The White House Office of Information and Regulatory Affairs (OIRA) released a proposal to revise the federal rulemaking process. OIRA's proposed revisions include raising the threshold for rules deemed economically significant enough to require White House vetting from \$100 million to \$200 million, as measured in annual economic impacts, and changes to guidance on valuing discount rates and avoided costs for low-income and disadvantaged communities. Comments are due by June 6<sup>th</sup> and more information can be found [HERE](#).

### President Biden Vetoes WOTUS Disapproval Resolution

On April 6<sup>th</sup>, President Biden vetoed a joint resolution under the Congressional Review Act ([H.J. Res. 27](#)) disapproving of the Administration's new Waters of the United States (WOTUS) rule. The rule went into effect in all states in March except Idaho and Texas due to an injunction issued by a federal judge. The injunction will remain until the Supreme Court issues its opinion in the upcoming *Sackett v. EPA* case.

### EPA Greenhouse Gas Reduction Fund Update

The Environmental Protection Agency (EPA) released an Implementation Framework for the \$27 billion Greenhouse Gas Reduction Fund, which was created as part of the Inflation Reduction Act (IRA). EPA will divide the \$27 billion into three different grant programs. Each program will be administered separately, and EPA expects that these grant opportunities will work in tandem.

- **National Clean Investment Fund (\$14 billion):** This program will fund two to three national nonprofits that will partner with private capital providers to deliver financing at scale to businesses, communities, community lenders, and others, catalyzing clean technology projects to accelerate progress toward energy independence and net-zero emissions.
- **Clean Communities Investment Accelerator (\$6 billion):** This program will fund two to seven hub nonprofits with plans and capabilities to build the clean financing capacity of specific networks of public, quasi-public, and non-profit community lenders—including community development financial institutions, credit unions, green banks, housing finance agencies, and minority depository institutions—to ensure that households, small businesses, schools, and community institutions in low-income and disadvantaged communities provide access to financing for clean technology projects.
- **Solar for All (\$7 billion):** This program will provide up to 60 grants to states, tribal governments, municipalities, and nonprofits to prepare additional low-income and disadvantaged communities for residential and community solar deployment.

EPA is accepting technical feedback and comments on the framework. Comments can be submitted to [ggrf@epa.gov](mailto:ggrf@epa.gov) and are due by May 12<sup>th</sup> at 11:59 pm ET. Additionally, EPA plans to hold listening sessions regarding the framework in the coming weeks. The Implementation Framework can be found [HERE](#).

## Reclamation Releases Draft SEIS for Near-Term Colorado River Operations

The Bureau of Reclamation (Reclamation) released a draft Supplemental Environmental Impact Statement (SEIS) for Near-term Colorado River Operations. Reclamation is proposing to revise the 2007 Interim Guidelines for the operation of the Glen Canyon and Hoover Dams beginning in the 2024 operating year to address the potential for continued low-runoff conditions in the Colorado River Basin. According to Reclamation, the potential impacts of low runoff conditions in the winter of 2022–2023 and the remainder of the interim period (prior to January 1<sup>st</sup>, 2027) pose unacceptable risks to routine operations of Glen Canyon and Hoover Dams. The draft SEIS discusses three alternatives that Reclamation is currently considering. Written comments are due by May 30<sup>th</sup>, and Reclamation plans to hold several public meetings in May. The draft SEIS can be found [HERE](#).

## Census Bureau Publishes Population Estimates Challenge Final Rule

The U.S. Census Bureau published its final rule for the Population Estimates Challenge Program. This program provides local governmental entities with an opportunity to submit requests challenging the Census Bureau’s population estimate of their jurisdiction beginning with the population estimates for 2022, known as the “Vintage 2022” series, set for release in 2023. The final rule revises the evidence required to support a challenge, increases communication with local governments, and updates rule references to Census Bureau data. More information can be found [HERE](#).

## EPA Issues Proposed Rules Updating Vehicle Emissions Standards

EPA announced new proposed vehicle emissions standards designed to accelerate the transition to clean vehicles. The proposed rules would establish new emissions standards for model years (MY) 2027 through 2032. More information can be found [HERE](#).

## Legislation to Restore Tax-Exempt Status of Advance Refunding Bonds Introduced in the House

Representatives Dutch Ruppersberger (D-MD) and David Kustoff (R-TN) reintroduced the *Investing in Our Communities Act* ([H.R. 1837](#)). This legislation would restore the tax-exempt status of advance refunding municipal bonds used by state and local governments to finance infrastructure and capital projects. The *Tax Cuts and Jobs Act* in 2017 eliminated the tax-exempt status as a spending offset. The bill was referred to the Ways and Means Committee.

## Federal Funding Opportunities/Announcements

**EPA Announces \$6.5 Billion for Drinking Water Infrastructure Through DWSRF.** EPA announced \$6.5 billion in FY 2023 BIL funding for states, tribes, and territories for drinking water infrastructure upgrades through the Drinking Water State Revolving Fund (DWSRF). The list of DWSRF allocations can be found [HERE](#).

**EPA Announces \$41 Million in America's Water Infrastructure Act Funding.** EPA announced \$41 million in technical assistance funding through the *America's Water Infrastructure Act*. The funding was awarded to nine technical assistance providers to assist rural, small, and tribal communities in assessing water needs, identifying solutions, and accessing federal project funding. More information can be found [HERE](#).

**Reclamation Announces Availability of \$2 Million for Desalination and Water Purification Research Grant.** Reclamation announced the availability of \$2 million for the FY 2023 Desalination and Water Purification Research Program Pitch to Pilot grant program. The program is designed to develop innovative, cost-effective, and technologically efficient ways to desalinate and treat water. Applications are due June 20<sup>th</sup> and more information can be found [HERE](#).

**Reclamation Announces \$585 Million in BIL Funding for Water Infrastructure and Drought Resilience.** Reclamation announced \$585 million in funding authorized by BIL for 83 projects in 11 Western states. The funding supports projects that improve water conveyance and storage, increase safety, improve hydro power generation, and provide water treatment. The list of projects funded can be found [HERE](#).

**Reclamation Awards \$140 Million for Western Water Conservation and Efficiency Projects.** Reclamation awarded \$140 million for 84 water conservation and efficiency projects in 15 Western states. The list of projects funded can be found [HERE](#).



## Federal Agency Personnel/Regulatory Announcements

**EPA Grants Preemption Waivers for California Heavy-Duty Vehicle and Engine Emissions Standards.** EPA granted two waivers of preemption to the California Air Resource Board related to heavy-duty vehicle and engine emissions standards. The waivers for regulations include:

- **2018 Heavy-duty Warranty Amendments:** extends the emissions warranty periods for 2022 and subsequent model year on-road heavy-duty diesel engines and for 2022 and subsequent model year diesel vehicles with a gross vehicle weight rating exceeding 14,000 pounds powered by such engines.
- **The Advanced Clean Trucks (ACT) Regulation:** requires manufacturers to produce and sell increasing quantities of medium- and heavy-duty zero-emission vehicles (ZEVs) and near zero emission vehicles (NZEVs) in California. This waiver request also includes two additional regulations:
  - **Zero Emission Airport Shuttle Bus Regulation:** establishes steadily increasing zero-emission airport shuttle fleet composition requirements for airport shuttle fleet owners who service the 13 largest California airports.
  - **Zero Emission Powertrain (ZEP) Certification Regulation:** establishes certification requirements and optional emission standards for 2021 and subsequent model year medium- and heavy-duty ZEVs and the zero-emission powertrains installed in such vehicles.

More information on the California waivers can be found [HERE](#).

**EPA Proposes Consumer Confidence Report Rule Revisions.** EPA published a Notice of Proposed Rulemaking (NPR) to increase public access and awareness of Consumer Confidence Reports, also known as Annual Drinking Water Quality Reports. These reports provide information on local drinking water quality over the previous year. The NPR includes plans to improve readability, enhance communication with local entities, promote electronic delivery of reports, focus on lead levels, and require twice a year reporting for systems that serve more than 10,000 people. Comments are due May 22<sup>nd</sup> and more information can be found [HERE](#).

**EPA Publishes PFAS ANPRM.** EPA published an Advanced Notice of Proposed Rulemaking (ANPRM) seeking public input on future hazardous substance designations of per- and polyfluoroalkyl substances (PFAS) under the Comprehensive Environmental Response, Compensation, and Liability Act (CERCLA), known as Superfund. EPA is seeking input on whether to designate additional PFAS, including HFPO-DA, sometimes called GenX, and compounds that degrade in the environment by processes such as biodegradation, photolysis, and hydrolysis, to form certain PFAS. EPA is also seeking information on whether some PFAS compounds can or should be designated as a group or category. Comments are due by June 12<sup>th</sup> and more information can be found [HERE](#).

**EPA Publishes 30<sup>th</sup> Annual U.S. Greenhouse Gas Inventory.** EPA published the 30<sup>th</sup> annual *Inventory of U.S. Greenhouse Gas Emissions and Sinks*. The inventory presents national-level overview of annual greenhouse gas emissions from 1990 to 2021, covering seven greenhouse gases: carbon dioxide, methane, nitrous oxide, hydrofluorocarbons, perfluorocarbons, sulfur hexafluoride, and nitrogen trifluoride. More information can be found [HERE](#).

**EPA Publishes Climate Change and Children's Health Report.** EPA published a report entitled *Climate Change and Children's Health and Well-Being in the United States Report*. The report quantifies projected health effects for children related to extreme heat, air quality, changing seasons, flooding, and infectious diseases. More information can be found [HERE](#).

**EPA Announces 2023 ENERGY STAR Top Cities.** EPA announced its annual Top Cities for ENERGY STAR certified commercial or multifamily buildings for 2023. Los Angeles came in first with 748 certified buildings, Washington, DC came in second with 555, and Atlanta came in third with 376. The full list can be found [HERE](#).

**Reclamation Publishes Asset Management Report.** Reclamation released its *2023 Asset Management Report*. The report, required by the John D. Dingell, Jr. Conservation, Management, and Recreation Act, includes an itemized list of Major Rehabilitation and Replacement long-term capital and repair needs, guidance that describes the applicability of a risk categorization system for repair needs, and budget-level cost estimates, as reported in annual funding requests for individual activities. The report can be found [HERE](#).

**Reclamation Publishes Climate Change Adaptation Strategy.** Reclamation published its *Climate Change Adaptation Strategy* outlining the agency's approach to climate change adaptation and mitigation. The strategy includes four goals: increase water management flexibility, enhance climate adaptation planning, improve infrastructure resilience, and expand information sharing. The strategy can be found [HERE](#).

##    ##    ##

INFORMATION  
ITEM

**3D**



**April 28, 2023**

**To:** Inland Empire Utilities Agency

**From:** Michael Boccadoro  
Beth Olhasso

**RE:** April Report

---

Overview:

Spring seems to have skipped parts of California, with some parts of the state jumping into 90 degree temperatures. With the Sierra snowpack is at 256 percent of average for this time of year. reservoir spillways are open up and down the state as managers try to ensure there is enough room for anticipated rapid snow melt, while the Central Valley braces for flooding. As expected, it was recently announced that the State Water Project allocation will increase to 100 percent for the first time in a decade.

The California Air Resources Board recently adopted the Advanced Clean Fleets rule which requires half of the specified truck purchases for public agencies must be zero emissions by 2024, ramping up to 100% by 2027.

Water rights remains the hot topic in the Legislature. The suite of bills have all had their first, and in some cases, second, policy committee hearings. The most concerning measure, AB 460 (Bauer-Kahan) had a very robust hearing in Water, Parks and Wildlife Committee with the author and the opponents, lead by Jennifer Pierre, Executive Director of the State Water Contractors, having a significant dialogue about what the bill would and would not do. The opposition coalition is preparing a set of amendments to present to the author in the coming days.

Both the Senate and Assembly resource bonds were amended as they moved through policy committees. Both are now \$15 billion bonds and include funding for recycled water, integrated regional water management, brackish desal, and Water Storage Investment Program (only in the Senate proposal). The bills will continue to move, but will likely not pass until Summer 2024, in order to qualify for the November 2024 ballot. The measures moved on party-line votes, with Republicans abstaining or voting no at this time.

Legislators worked feverishly on the 2,600 bills introduced this year to meet the policy committee deadline of April 27. The group of PFAS control bills all passed out of Environmental Safety and Toxic Materials with the chair adding in enforcement and penalties language. The water community effort to include water supply targets in the California Water Plan (SB 366) took some amendments, but was ultimately approved unanimously in the Natural Resources and Water Committee. Senator Eggman's bill to slow down Delta Conveyance (SB 687) has successfully moved through committee, but received significant concern from some Democrats.

With a tough budget year, Appropriations Committee will be an interesting exercise to see if members can exercise budget restraint with the hundreds of bills that would add significantly to the state budget. Bills must be out of the Appropriations Committee by May 18.



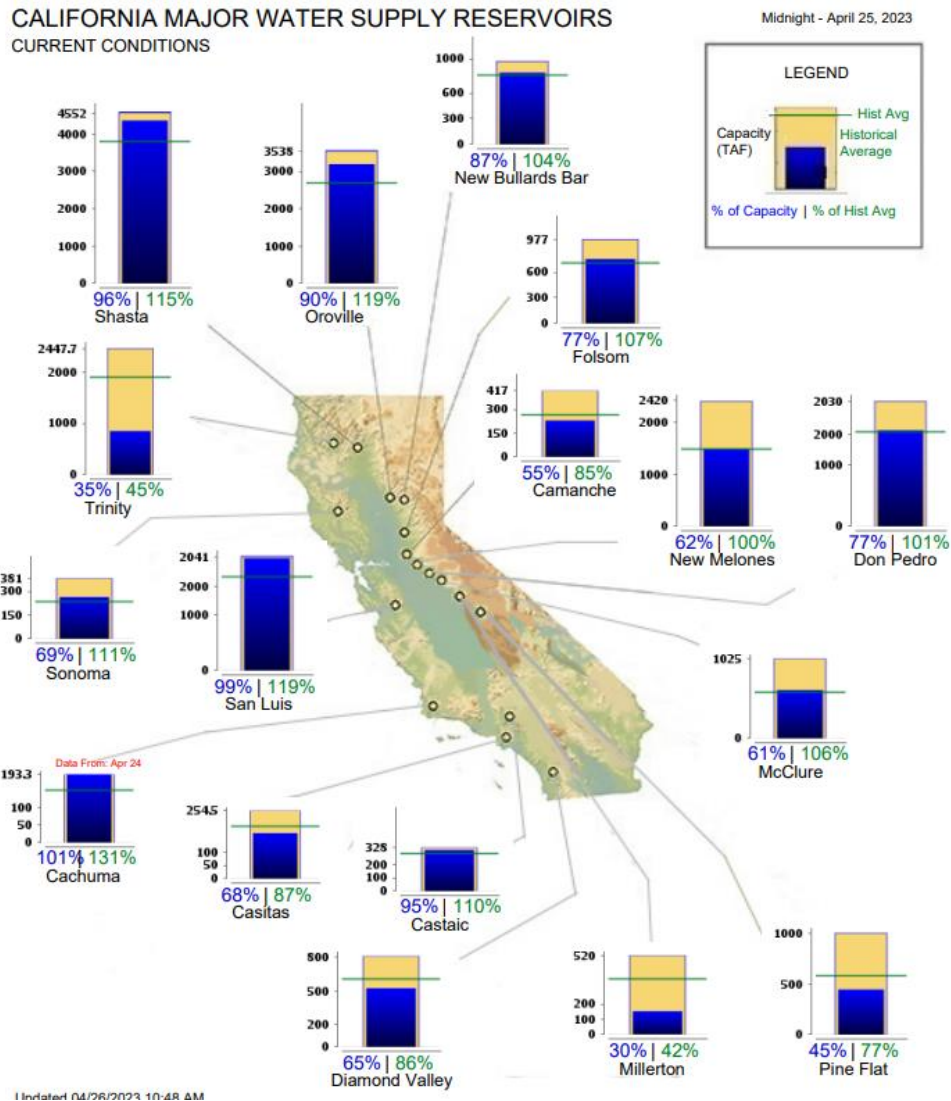
# Inland Empire Utilities Agency

## Status Report – April 2023

### Water Supply Conditions

As widely reported, the sierra snowpack has hit historic levels sitting at 256 percent of normal for this date. Record heat at the end of April is bringing significant concerns about flooding, mostly in the central valley. Reservoirs are now being managed for flood control, with many spillways throughout the state releasing water to ensure there is room for all the snowmelt. Lake Oroville is sitting at 119 percent of historical average and 90 percent capacity. San Luis Reservoir, the main south-of-Delta storage facility for the State Water Project, is at 119 percent of average for this time of the year and 99 percent capacity. As widely reported, State Water Project water is currently flowing into Diamond Valley Lake, which is at 65 percent capacity.

State Water Project and Central Valley Project allocations have been increased to 100 percent.



### ***Advanced Clean Fleets Regulation Approved by CARB***

The California Air Resources Board recently approved the Advanced Clean Fleets Rule. For public agencies, with some exceptions, half of the specified truck purchases for public agencies must be zero emissions by 2024, ramping up to 100% by 2027. Some exemptions apply if there are a lack of available models.

In a letter to the air board, the League of California Cities, California State Association of Counties and the California Special Districts Association said the air board is “overlooking some important realities” and that fulfilling the timeline would be “impossible.”

The coalition of local officials is urging the board to delay the rule’s deadline by four years, adopt more exemptions and impose price caps on the electric models to keep them more affordable.

The letter further stated that the proposal “ignores existing market realities and the time needed to develop and ramp up the infrastructure system that can support an electrified fleet of essential vehicles.”

“The vehicles don’t exist, the infrastructure does not exist, grid reliability is sketchy, there’s nothing to protect public agencies from price gouging, and no one seems willing to discuss where the money will come from — other than raising rates on consumers,” their letter said.

The California Municipal Utilities Association is leading the effort on AB 1594 (Garcia) which would require any state regulation that seeks to require, or otherwise compel, the procurement of medium- and heavy-duty ZEVs to ensure that those vehicles can support a public utility’s ability to maintain reliable water and electric service, respond to disasters in an emergency capacity, and provide mutual aid assistance statewide and nationwide.

This bill also would require CARB to maintain a list of vehicle vendors and suppliers that meet ZEV standards and the public utilities’ technical and performance requirements. While the regulation may not have a need to define available vehicles, CARB staff has indicated an openness to maintaining a list of available vehicles either through the ACF program or their funding programs.

The bill passed the Assembly Transportation Committee unanimously.

### ***Water Rights Legislation***

Two water rights bills have advanced out of committees recently despite significant opposition from the water community.

**AB 460** (Bauer-Kahan) passed out of the Assembly Judiciary Committee with a vote of 7-2-2 and moves to the Assembly Appropriations Committee. The author stated that she was only trying to target the “bad actors” who diverted water during the drought despite curtailment orders from the SWRCB. She claims the bill is only intended to give the SWRCB powers they need to go after the bad actors. Jennifer Pierre, General Manager of the State Water Contractors, testified

in opposition to the bill stating that the bill goes far beyond the stated intent. Pierre noted that the bill would eliminate judicial review of water board actions and could significantly effect the Voluntary Agreements.

**SB 389** (Allen) would give the SWRCB broad authority to investigate the diversion and use of water from a stream system to determine whether the diversion and use are based on appropriation, riparian right, or other basis of right, and authorizes the SWRCB to require the water right claimant, diverter, or user to provide information related to the diversion and use of water. Opposition to the bill revolves around the broad authority given to the SWRCB with little recourse from any entity under investigation.

The measure passed out of the Senate Natural Resources and Water Committee and will next move to the Senate Appropriations Committee. While the bill narrowly advanced out of committee on a 6-3-2 vote, multiple committee members raised concerns with the bill. In particular, committee members questioned the need to hand the SWRCB sweeping authority to investigate law-abiding water right holders.

### ***Resources Bonds Amendments***

The two resources bonds moving through the legislature were both recently amended to include more detail about funding categories.

AB 1567 (Garcia) is a \$15B bond that includes the following categories that might be of interest to IEUA:

- \$300M for recycled water
- \$100M for brackish desal, sweeter desal, contaminant and salt removal, salinity management projects.
- \$200M for projects adopted in an integrated regional water management plan that respond to climate change and contribute to regional water security.

SB 867 (Allen) is also a \$15B bond and contains the following categories of interest to IEUA:

- \$300M for recycled water
- \$300M for direct expenditures related to integrated regional water management
- \$100M for projects related to contaminant and salt removal projects
- \$300M for WSIP
- \$250M for regional conveyance projects that improves regional or interregional water supply or water supply reliability.

Both measures are moving through the process, but will not be finalized until Summer 2024.

### ***Legislation***

Legislators have been working on the over 2,600 bills that have been introduced in 2023. With nearly 40 percent introduced as spot, or intent bills, members have been amending substantive language into the measures they seek to move this year. The deadline for bills to move out of policy committees was April 28.

### ***PFAS***

The three PFAS bills moving through the Legislature this year have all passed the Environmental Safety and Toxic materials Committee. AB 727 (Weber) is sponsored by CASA and would prohibit PFAS in cleaning products. AB 1432 (Schiavo) would prohibit PFAS in artificial turf. AB 246 (Schiavo) would ban PFAS in menstrual products. They all took amendments in ESTM that would add specific enforcement and penalty provisions- aimed to bolster the effectiveness of the measures.

AB 727 is facing opposition from the Housing & Commercial Products Association. They are mostly concerned about how the bill would impact polish or floor maintenance products, noting that these products are critical to mitigate wear and tear and extend the life of flooring.

**SB 754** (Cortese) would require the Building Standards Commission and the Department of Housing and Community Development to develop voluntary and mandatory standards for onsite reuse- aka dual plumbing of new residential and commercial properties. Recent amendments also require the BSC and DHC to include standards for the residential onsite treatment of blackwater. The bill was only heard in the Senate Housing Committee and was not considered by any water quality experts. The bill moves to appropriations committee next.

**SB 687 (Eggman)** would require the SWRCB to adopt a final update for the Delta Water Quality Control Plan before the state can consider a change in diversion point for Delta Conveyance. The State Water Contractors have provided excellent testimony in opposition to this legislation. The bill had two hearings recently. Both the Natural Resources & Water Committee and Environmental Quality Committee passed the bill out.

**SB 366 (Caballero)** is California Municipal Utilities Association and Western Municipal Water District's bill to establish a target of producing ten million acre feet of new water by 2040, through the California Water Plan. The bill unanimously passed the Senate Natural Resources and Water Committee.



INFORMATION  
ITEM

**3E**

**Date:** May 17, 2023

**To:** The Honorable Board of Directors

*ADD*  
**From:** Shivaji Deshmukh, General Manager

**Committee:**

**Staff Contact:** Shivaji Deshmukh, General Manager

**Subject:** Public Outreach and Communication

---

**Executive Summary:**

- May, Water Awareness Month
- May, Internal Audit Awareness Month
- May, American Wetlands Month
- May 7-13, Intl. Compost Awareness Week
- May 8-12, Teacher Appreciation Week
- May 22, Word Biodiversity Day
- May 29, Memorial Day

Staff is working with its customer agency representatives and the Agency's Collections team to expand upon messaging related to FOG (fats, oil, and greases) and the impacts on sewer systems. A FOG lid giveaway collaboration among the City of Chino, City of Ontario, MVWD, and CVWD is planned throughout Water Awareness Month and will be promoted via newspaper ads and social media platforms. Other FOG outreach collaboration efforts are being finalized.

Staff partnered with the city of Chino to host this year's in-person two-day Earth Day event on April 19 and 20. Approximately 1,700 community members participated.

---

**Staff's Recommendation:**

This is an informational item for the Board of Directors to receive and file.

---

**Budget Impact** *Budgeted (Y/N): Y    Amendment (Y/N): Y    Amount for Requested Approval:*

*Account/Project Name:*

*Fiscal Impact (explain if not budgeted):*

---

**Prior Board Action:**

N/A

---

**Environmental Determination:**

Not Applicable

---

**Business Goal:**

IEUA is committed to providing a reliable and cost-effective water supply and promoting sustainable water use throughout the region.

IEUA is committed to enhancing and promoting environmental sustainability and the preservation of the region's heritage.

---

**Attachments:**

Attachment 1 - Background

## Background

---

Subject: Public Outreach and Communication

---

### May

- May, Water Awareness Month
- May, Internal Audit Awareness Month
- May, American Wetlands Month
- May 7-13, Intl. Compost Awareness Week
- May 8-12, Teacher Appreciation Week
- May 22, World Biodiversity Day
- May 29, Memorial Day

### Media and Outreach

#### *General*

- Staff continues to work with the Chino Basin Program team leads, partners, and Arellano Associates to develop and implement an outreach strategy for additional program communication, roadshow scheduling, identifying collaboration and partnership opportunities on shared media, and more. Program Staff have begun leading stakeholder presentations to provide outreach on the Chino Basin Program to local community organizations.
- Staff recognized Records and Information Management Month and Administrative Professional's Day with staff features of members of the Agency's Records Management and Administrative team.
- Staff continued to promote the 2023 Earth Day Celebration on Agency social channels.
- Staff recognized California Native Plant Week with interactive story posts and a reel highlighting native plants found at the Chino Creek Wetlands and Educational Park.
- Staff celebrated World Laboratory Day with a post highlighting sampling and testing statistics of IEUA's Water Quality Laboratory.
- Staff is working with its customer agency representatives and the Agency's Collections team to expand upon messaging related to FOG (fats, oil, and greases) and the impacts on sewer systems. A FOG lid giveaway collaboration among the City of Chino, City of Ontario, MVWD, and CVWD is planned throughout Water Awareness Month and will be promoted via newspaper ads and social media platforms. Other FOG outreach collaboration efforts are being finalized.
- Staff worked closely with the Agency's Water-Use Efficiency team to recognize Water-Use Efficiency's 20<sup>th</sup> anniversary on Agency social channels through a reel series. The series informs residents of various water-use efficiency resources. The most recent videos in the series were published on April 6 and April 20, respectively, and have received over 2,600 combined impressions across all platforms.
- Staff published its newest video in the *Coffee with the General Manager* series on April 18. The video currently has over 2,000 impressions across all social media platforms.



- Staff continues to work closely with the Agency’s Safety unit to facilitate public outreach communication as required for updates to the Agency’s Hazard Mitigation Plan.
- Staff worked with the Collections team to provide FOG can lid covers and FOG infographics to the community during CVWD’s Open House & Earth Day Celebration on April 22.

#### *Water Supply Awareness Efforts*

- Staff is coordinating with customer agencies on messaging geared towards conservation and the irrigation of trees.
- Staff is continuing to work closely with the Water-Use Efficiency team on promoting the turf replacement program.
- Staff will continue to work with customer agencies on water supply messaging and outreach. Staff is drafting message points and creative for outreach and will be adding these assets to the water supply communication toolkit for customer agencies.
- Staff is in the process of updating its “Time is Now” message to coincide with current water supply conditions. The messaging will still consist of timely facts, video shorts, with an increased emphasis on water-saving tips shared to the Agency’s social media channels. The messaging campaign will shift to focus on how to #changeyourhabits.

#### *Advertising/Marketing*

- A “Time is Now” ad ran in the April Earth Day Supplement in La Opinion.
- An Earth Day Event ad ran in the April issue of Inland Empire Magazine.
- An Earth Day Event ad ran on April 9 in the Daily Bulletin.
- A Spadia featuring Earth Day, “Time is Now” and FOG awareness ran on April 16 in the Daily Bulletin.
- An Earth Day Event banner ad ran in April in La Opinion.
- A Water Awareness/FOG ad will run on May 20 in the Chino Champion.

#### *Social Outreach and Analytics*

- The Agency continues to publish content on LinkedIn and has gained 75 followers since March, with 725 page views in the last 30 days (March 28 – April 26).
- April: 23 posts were published to the IEUA Facebook page, 23 tweets were sent on the @IEUAWater Twitter handle, 23 posts were published to IEUA’s Instagram grid, and 20 posts were published to the IEUA LinkedIn page.
  - The top three Facebook posts, based on reach and engagement, in the month of April were:
    - 4/13 No Wipes in the Pipes Reminder
    - 4/23 World Laboratory Day
    - 4/10 Time is Now – Change Your Habits
  - The top three Twitter tweets, based on reach and engagement, in the month of April were:
    - 4/6 Press Release: Board Eases Drought Regulations
    - 4/11 Collection System Supervisor, Intern (GIS), Intern (Human Resources), and Intern (Grants and Government Affairs) Hiring
    - 4/17 Earth Day Celebration Reminder
  - The top three Instagram posts, based on reach and engagement, in the month of April were:

- 4/18 Coffee with the General Manager
  - 4/19 Earth Day Celebration Reminder
  - 4/6 WUE 20<sup>th</sup> Anniversary Reel
- The top three LinkedIn posts, based on impressions and reactions, in the month of April were:
  - 4/18 Coffee with the General Manager
  - 4/6 WUE 20<sup>th</sup> Anniversary Reel
  - 4/10 CVCC Leadership Collaborative
- For the month of April, there were 12,852 searches for a park in IEUA's service area on Yelp and the Chino Creek Wetlands and Educational Park was viewed 635 times.

#### Education and Outreach Updates

- Staff partnered with the city of Chino to host this year's in-person two-day Earth Day event on April 19 and 20. Approximately 700 students attended Student Day and approximately 1,000 community members attended Community Day with over 30 vendors, including customer agencies- city of Chino, Monte Vista Water District and Cucamonga Valley Water District.
- Field trip dates for the Water Discovery Field Trip Program are filled up through the end of the 2022-23 school year. Dates are booked from May through early June, with only a few available dates remaining. Recent field trip dates have been rescheduled due to the rain.
- Staff is continuing to work on closing out the last year of the Garden in Every School® program. The recent rain has continued to delay progress on the two remaining schools.
  - Randall Pepper Elementary in Fontana is completing final clean-up of the site to prepare for construction to begin. Chino Basin Water Conservation District will be completing the construction.
  - Our Loving Savior's garden construction is completed. The school has confirmed that the bunny fencing will be completed shortly. Planting and the dedication will be scheduled this spring/summer.
- The 2023 Water is Life Student Art Poster Contest concluded on March 22. Staff collected over 300 poster submissions from schools across IEUA's service area. Staff concluded the voting on the (3) categories on April 12. The selected winners and honorable mentions were showcased throughout the Chino Creek Wetlands and Educational Park at the two-day Earth Day celebrations through vinyl banners. Staff is coordinating with educators to deliver prizes and a certificate of achievement to contest winners. Staff is working on social media to announce the winners throughout the platforms.
- Chino Hills High School and Upland High School have completed the Metropolitan Water District's new program, Water Engineering 4 Good. A Virtual Awards Ceremony took place via Zoom on April 27.
- Staff is hosting an in-person blood drive on Wednesday, June 21, 2023, from 8 a.m. to 1 p.m. at HQ-B Koopman Event Room. The blood drive will be open to the public and Agency employees, interns and temporary employees. Staff is working on outreach collateral to encourage participation.

#### Agency-Wide Membership Updates

---

Clean Water SoCal	March 7, 2023	Richard Lao	Air Quality Committee Meeting
California Association of Sanitation Agencies (CASA)	March 8, 2023	Richard Lao	Air Toxics Subgroup Meeting
Isle Utilities	March 9, 2023	Pietro Cambiaso	PFAS Partnership 2023 Quarter 1 Meeting.
California Association of Sanitation Agencies (CASA)	March 16, 2023	Pietro Cambiaso and Richard Lao	Regulatory Workgroup – Biosolids Committee
California Association of Sanitation Agencies (CASA)	March 16, 2023	Richard Lao	Regulatory Workgroup – Water Committee

INFORMATION  
ITEM

**3F**



# RP-5 Expansion Project Update May 2023

Project Nos. EN19001 and EN19006

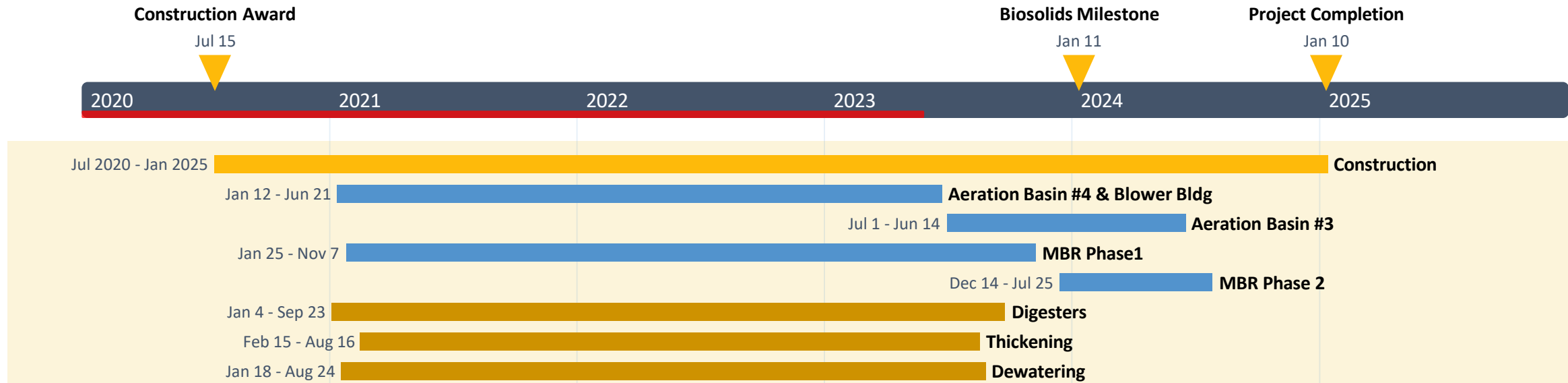
Vicky Salazar

Senior Associate Engineer

May 2023

# RP-5: Project Status

Day 1018 of 1640 = 62%



Role	Firm	Contract	This Month's Payment	Total Paid	% Complete
Contractor	WM Lyles	\$337,281,300	\$6,623,666	\$216,797,296	64%
Designer	Parsons	\$36,833,185	\$250,000	\$33,941,662	92%
Construction Management	Arcadis	\$21,125,523	\$397,654	\$11,879,513	56%

Data date: 4/30/2023



## RP-5: Project Status – Changes

	Amount	Quantity
Original Contract Amount	\$ 329,982,900	
CO	\$ 7,279,226	258
RFD	\$ 1,829,629	77
<b>Changes Total (CO+RFD)</b>	<b>\$ 9,108,855</b>	<b>335</b>
% Change of Contract	2.76	
% of Contingency	27.6	

## RP-5: Type of Changes

Type of Change	Total Value (CO+RFD)	% of Total Change	% of Total Contract (\$330M)
Design Errors & Omissions	\$ 4,221,797	46.3	1.28
Requested by District	\$ 3,787,121	41.6	1.15
Changed Site Conditions	\$ 1,394,760	15.3	0.42
Requested by Contractor	\$ (294,823)	-3.2	-0.09
<b>Total Change (RFD+CO):</b>	<b>\$9,108,855</b>	<b>100</b>	<b>2.76</b>



# RP-5: Major Activity Areas



## Construction Staff

- WML Craft: 110
- WML Project: 32
- IEUA & CM: 15
- Total: 157

# RP-5: Major Activities



## Influent Pump Station



# RP-5: Major Activities



## Aeration Basins



# RP-5: Major Activities



## Membrane Bioreactor



# RP-5: Major Activities



## Power Center 4



# RP-5: Major Activities



## Thickening Building



# RP-5: Major Activities



## Gas Phase Digester Building



# RP-5: Major Activities



## Dewatering



# RP-5: Major Activities



## Emergency Overflow Pond





Questions?

INFORMATION  
ITEM

**3G**

**Date:** May 17, 2023

**To:** The Honorable Board of Directors

**Committee:** Finance & Administration

*SD*  
**From:** Shivaji Deshmukh, General Manager

05/10/23

**Staff Contact:** Kristine Day, Assistant General Manager

**Subject:** FY 2023/24 Adopted Budget for the Inland Empire Regional Composting Authority

---

**Executive Summary:**

The Inland Empire Regional Composting Authority (IERCA) is a Joint Power Authority (JPA) formed between IEUA and the Los Angeles County Sanitation Districts (LACSD) as a 50/50 partnership with a shared goal to develop sustainable biosolids management program.

The FY 2023/24 budget for IERCA includes \$11.5 million in revenue, \$10.0 million of operating cost budget, \$1.5 million of capital improvement plan, and \$3.50 cent increase to the tipping fee rate from \$59.00 to \$62.50 per wet ton. Included in total revenues is a capital call of \$1.5 million to be shared equally by IEUA and LACSD to support capital improvement projects as needed.

The FY 2023/24 budget and tipping fee rate were approved and adopted by the IERCA Board on May 1, 2023.

---

**Staff's Recommendation:**

The FY 2023/24 Adopted Budget for the Inland Empire Regional Composting Authority is submitted as an informational item for the Board to review and file.

---

**Budget Impact** *Budgeted (Y/N):* N *Amendment (Y/N):* N *Amount for Requested Approval:*

*Account/Project Name:*

*Fiscal Impact (explain if not budgeted):*

None.



---

**Prior Board Action:**

The FY 2022/23 budget and tipping fee rate were approved and adopted by the IERCA Board on June 6, 2022 and IEUA Board on June 15, 2022.

---

**Environmental Determination:**

Not Applicable

---

**Business Goal:**

The proposed FY 2023/24 Adopted Budget for the Inland Empire Regional Composting Authority is consistent with the IEUA Business Goals of Fiscal Responsibility and Environmental Stewardship.

---

**Attachments:**

Attachment 1 - IERCA FY 2023/24 Budget Board Letter

Attachment 2 - IERCA FY 2023/24 Budget Schedules A, B and C

Attachment 3 - IERCA FY 2023/24 Budget Presentation



---

**Date:** May 01, 2023

**To:** Honorable Board of Directors

**From:** Javier Chagoyen-Lazaro  
Treasurer

**Subject:** Adoption of IERCA Budget for Fiscal Year 2023/24

---

### **RECOMMENDATION**

It is recommended that the Board of Directors;

1. Adopt the Inland Empire Regional Composting Authority (IERCA) budget for fiscal year 2023/24;
2. Increase the tipping fee from \$59.00 to \$62.50 per wet ton; and
3. Approve a capital call of \$1.5 million to be shared equally by the Inland Empire Utilities Agency (IEUA) and Los Angeles County Sanitation Districts (LACSD) to support capital improvement project costs and meet the minimum reserve balance, as needed.

### **BACKGROUND**

Pursuant to the Inland Empire Regional Composting Authority Joint Powers Agreement (JPA), an annual operating and capital budget is to be presented and adopted by the JPA Board prior to June 30 each year. The proposed FY 2023/24 budget is based on the following key assumptions:

#### ***Revenues***

- Increased the tipping fee from \$59.00 to \$62.50 per wet ton,
- Maintain the estimated biosolids receipts of 148,500 tons, and
- \$1.5 million capital call to support the proposed capital improvement plan (CIP).

#### ***O&M Expenses***

- Operating expenses increased due to:
  - Utilities – Increase costs per kWh and expected usage in FY 23/24
  - Professional Fees and Services – Increase in cost related to all contracted services, such as transportation costs
  - Leases and Rentals – Increase in cost related to all leases and equipment rentals, such as RP4 Storage Facility lease and support equipment rentals
- Maintain staffing at 25 full time equivalent (FTE) positions

***Capital Improvement Plan (CIP)***

The proposed FY 2023/24 capital improvement plan of \$1.5 million is funded by capital contributions. A summary of the CIP is shown below in Table 1.

**Table 1: FY 2023/24 Proposed Capital Improvement Plan**

<b>Amount (\$ in Thousands)</b>	<b>Actual FY 2021/22</b>	<b>Projected Actual FY 2022/23</b>	<b>Proposed Budget FY 2023/24</b>
Replacement & Rehabilitation (R&R)	\$1,268	\$1,600	\$1,500
Capital Expansion	0	0	0
<b>Total</b>	<b>\$1,268</b>	<b>\$1,600</b>	<b>\$1,500</b>

The proposed FY 2023/24 CIP of \$1.5 million includes the replacement of augers for hopper #2, expansion of IERCF lunchroom, and improvement of compost facility tent storage cover. Capital replacement and rehabilitation (R&R) continues to be the emphasis of the proposed CIP.

**FY 2023/24 Budget Summary**

The following section summarizes the proposed FY 2023/24 budget for total revenues, expenses, and capital expenditures.

FY 2023/24 total revenues of \$11.5 million, as shown in Table 2 below, are \$0.4 million higher than the FY 2022/23 projected actual mainly due to the increase in the tipping fee.

**Table 2: FY 2023/24 Revenues**

<b>REVENUES</b>	<b>Amount (\$ in Thousands)</b>	<b>Assumptions</b>
Tipping Fees	\$9,281	Based on 148,500 wet tons per year at a rate of \$62.50/ton
Contributed Capital	1,500	Capital call equally shared by IEUA and LACSD to support capital process improvements
Compost Sales/ Organics Waste Recycling/Compost Deliveries	640	100% sales of compost products compost delivery service and green waste recycling.
Biosolids Administration Fees	16	Tipping fee surcharge paid by third party biosolids suppliers.
Interest Income & Other Revenues	59	Assumes 1.75% annual interest rate.
<b>Total Revenues</b>	<b>\$11,496</b>	

Total operating expenses of \$10.0 million proposed for FY 2023/24 are \$0.9 million higher than FY 2022/23 projected actual of \$9.1 million. The key driver for the increase is employment costs related to cost-of-living adjustment, merit increases, and higher pension and health benefit costs and anticipated increases in electricity rates from Southern California Edison. No change in the

authorized staffing level of 25 full time equivalent (FTE) position is proposed. A summary of the FY 2023/24 operating expenses is reported in Table 3.

**Table 3: FY 2022/23 Expenses**

<b>OPERATING EXPENSES</b>	<b>Amount (\$ in Thousands)</b>	<b>Assumptions</b>
Employment	\$4,733	Maintain 25 FTE operation support provided by IEUA/ LACSD.
Utilities	1,456	Includes power purchases from the grid, solar renewable energy, and disposal service.
Professional Services	1,609	Includes compost transport and contracted services.
Materials & Supplies	1,145	Includes facility maintenance supplies, fuel, and biofilter media replacement reserve.
Office & Admin/Insurance	797	Includes software license fees, memberships, insurance, and office supplies.
Other Expenses	234	Includes leases/rental and financial expenses, operating fees (Non-Reclaimable Wastewater charges, permits and licenses.)
<b>Total Expenses</b>	<b>\$9,974</b>	

Major capital includes the compost facility tent storage cover replacement and operation building improvements. A capital replacement contingency project of \$375,000 is also proposed to support unforeseen expenditures. Schedule C provides a detailed listing of the proposed CIP.

**Table 4: FY 2023/24 Capital Improvement Plan**

<b>CAPITAL PROJECTS</b>	<b>Amount (\$ in Thousands)</b>	<b>Project Description</b>
Compost Facility Tent Storage Cover Replacement	\$800	Compost facility tent storage cover with an OEM twenty-year warranty
Capital Replacement	375	For minor construction projects and unforeseen capital expenditures.
Operations Building Expansion	200	Expansion of IERCF lunchroom to extend larger eating area with more tables and chairs.
Hopper #2 Auger Replacement	125	Replacement of new auger screws to maintain equipment.
<b>Total Capital Improvement Plan</b>	<b>\$1,500</b>	



## **Fund Balance**

Based on the proposed budget, the total ending fund balance is estimated to be \$5.80 million at the end of FY 2023/24; a \$0.03 million increase from the FY 2022/23 projected actual ending fund balance of \$5.77 million.

## **Designation of Fund Balance**

Maintaining an adequate fund balance is essential in ensuring the JPA's ability to support day-to-day operations and near term operating and capital requirements. Table 5 below summarizes the proposed designation for the estimated fund balance of \$5.80 million at the end of FY 2023/24, along with the intended funding sources. The projected ending reserves meet the minimum required level as defined in the Board adopted Reserve Policy.

**Table 5: FY 2023/24 Fund Balance**

<b>Fund Balance Category</b>	<b>Description</b>	<b>Estimated Ending Balance as of 6/30/2024 Amount (\$ in Thousands)</b>	<b>Funding Source</b>
Operating Contingency	Equal to three months of operating expenses to address unforeseen events	\$2,494	Tipping fees
Bio-Filter Replacement	Replacement of one sector per year	350	
Commercial Insurance	Self-insurance program	250	
Capital/Replacement/ Rehabilitation	Projected R&R costs over the next 5 years averages about \$4.70 per wet ton	2,702	Capital Call and Tipping Fees
<b>Total</b>		<b>\$5,796</b>	

## **PRIOR BOARD ACTION**

The Board adopted the FY 2022/23 budget on June 6, 2022.

## **IMPACT ON BUDGET**

None.

### **Attachments:**

Attachment A – 2023/24 IERCA Budget Summary (Schedule A)

Attachment B – 2023/24 IERCA Budget Details (Schedule B)

Attachment C – 2023/24 IERCA Budget Project Lists (Schedule C)

Attachment D – 2023/24 IERCA Budget Presentation

**Inland Empire Regional Composting Authority**  
**Schedule A - Budget Summary**

	ACTUAL 2019/20	ACTUAL 2020/21	ACTUAL 2021/22	ADOPTED 2022/23	AMENDED 2022/23	PROJECTED 2022/23	PROPOSED 2023/24	2024/25	2025/26	2026/27	2027/28
<b>Rate Per Ton</b>	<b>\$56.00</b>	<b>\$57.00</b>	<b>\$58.00</b>	<b>\$59.00</b>	<b>\$59.00</b>	<b>\$59.00</b>	<b>\$62.50</b>	<b>\$65.50</b>	<b>\$68.00</b>	<b>\$70.00</b>	<b>\$72.00</b>
<b>Actual/Projected Tonnage</b>	<b>147,606</b>	<b>150,217</b>	<b>154,196</b>	<b>148,500</b>	<b>148,500</b>	<b>148,500</b>	<b>148,500</b>	<b>148,500</b>	<b>148,500</b>	<b>148,500</b>	<b>148,500</b>
<b>Revenues</b>											
Contributed Capital	\$0	(\$500,000)	(\$1,000,000)	(\$2,000,000)	(\$2,000,000)	(\$1,600,000)	(\$1,500,000)	(\$500,000)	(\$500,000)	(\$500,000)	(\$500,000)
Biosolids Recycling (Tipping Fees)	(8,331,673)	(8,606,406)	(9,012,280)	(8,761,500)	(8,761,500)	(8,809,343)	(9,281,250)	(9,726,750)	(10,098,000)	(10,395,000)	(10,692,000)
Biosolids Recycling Admin Fees	(14,325)	(19,002)	(16,955)	(20,000)	(20,000)	(18,000)	(16,000)	(16,000)	(16,480)	(16,974)	(17,484)
Compost Delivery Svs	(225,750)	(192,752)	(349,890)	(250,000)	(250,000)	(242,600)	(250,000)	(325,000)	(334,750)	(344,793)	(355,136)
Compost Sales	(372,832)	(398,680)	(380,563)	(460,000)	(460,000)	(391,000)	(390,000)	(400,000)	(412,000)	(424,360)	(437,091)
Interest Income	(62,576)	(11,928)	(7,659)	(35,000)	(35,000)	(35,000)	(35,000)	(35,000)	(35,000)	(35,000)	(35,000)
Proceeds from Sale of Assets	(58,977)	11,507	29,511	(3,987)	(3,987)	(3,987)	(4,107)	(4,230)	(4,357)	(4,487)	(4,622)
Other Non Operating Revenues	(57,246)	(3,691)	(18,859)	(25,255)	(25,255)	(7,600)	(20,000)	(20,000)	(20,600)	(21,218)	(21,855)
<b>Total Revenues Available for Expenses</b>	<b>(\$9,123,379)</b>	<b>(\$9,720,952)</b>	<b>(\$10,756,695)</b>	<b>(\$11,555,742)</b>	<b>(\$11,555,742)</b>	<b>(\$11,107,530)</b>	<b>(\$11,496,357)</b>	<b>(\$11,026,980)</b>	<b>(\$11,421,187)</b>	<b>(\$11,741,832)</b>	<b>(\$12,063,188)</b>
<b>Expenses</b>											
Labor	\$4,205,388	\$4,135,598	\$3,569,542	\$4,594,900	\$4,594,900	\$4,135,410	4,732,700	\$4,874,700	\$5,020,900	\$5,171,500	\$5,326,600
Office & Administration	37,520	29,447	39,058	52,070	52,070	40,030	47,500	52,200	53,766	55,379	57,040
Professional Fees & Services	1,382,259	1,204,212	1,260,664	1,149,890	1,533,936	1,379,034	1,561,100	1,661,268	1,711,107	1,762,438	1,815,312
Professional Fees - Contract Labor LACSD	\$105,063	\$73,372	\$88,083	\$40,500	\$40,500	\$73,704	47,500	\$51,100	\$52,633	\$54,212	\$55,839
Materials & Supplies/O&M Projects	994,681	1,087,677	1,055,598	1,121,165	1,078,708	975,697	1,145,030	1,244,446	1,281,780	1,320,234	1,359,840
Materials - Bio Filter Media Replacement	100,000	194,103	-	250,000	250,000	250,000	-	350,000	-	350,000	-
Insurance	406,254	621,799	602,031	686,050	686,050	786,050	750,000	810,000	834,300	859,329	885,109
Operating Fees	77,554	74,494	95,404	90,743	90,743	71,413	94,527	95,527	98,393	101,344	104,385
Utilities	1,182,701	1,134,048	1,106,810	1,181,870	1,181,870	1,231,926	1,456,016	1,668,233	1,718,280	1,769,828	1,822,923
Leases & Rentals	158,257	106,694	142,416	117,700	123,818	117,627	140,000	151,200	155,736	160,408	165,220
Financial Expenses/Non Operating Expenses	85,937	6,323	4,077	300	300	250	309	318	328	338	348
<b>Total Expenses</b>	<b>\$8,735,614</b>	<b>\$8,667,766</b>	<b>\$7,963,683</b>	<b>\$9,285,188</b>	<b>\$9,632,895</b>	<b>\$9,061,142</b>	<b>9,974,682</b>	<b>\$10,958,993</b>	<b>\$10,927,223</b>	<b>\$11,605,009</b>	<b>\$11,592,616</b>
<b>Capital Projects</b>											
Capital Replacement Project	\$838,895	\$797,470	\$1,268,235	\$2,275,000	\$2,380,845	\$1,600,000	1,500,000	\$500,000	\$500,000	\$500,000	\$500,000
Capital Expansion Projects	343,565	-	-	-	-	-	-	-	-	-	-
<b>Total Capital Projects</b>	<b>\$1,182,459</b>	<b>\$797,470</b>	<b>\$1,268,235</b>	<b>\$2,275,000</b>	<b>\$2,380,845</b>	<b>\$1,600,000</b>	<b>1,500,000</b>	<b>\$500,000</b>	<b>\$500,000</b>	<b>\$500,000</b>	<b>\$500,000</b>
<b>Net Profit/(Loss)</b>	<b>(\$794,694)</b>	<b>\$255,716</b>	<b>\$1,524,777</b>	<b>(\$4,446)</b>	<b>(\$457,998)</b>	<b>\$446,388</b>	<b>\$21,675</b>	<b>(\$432,013)</b>	<b>(\$6,036)</b>	<b>(\$363,177)</b>	<b>(\$29,428)</b>
<b>Reserves</b>											
Beginning Reserve Balance	\$4,341,984	\$3,547,290	\$3,803,006	\$4,201,306	\$5,327,782	\$5,327,782	5,774,170	5,795,845	\$5,363,832	\$5,357,797	\$4,994,619
<b>Ending Reserve Balance</b>	<b>\$3,547,290</b>	<b>\$3,803,006</b>	<b>\$5,327,782</b>	<b>\$4,196,860</b>	<b>\$4,869,784</b>	<b>\$5,774,170</b>	<b>5,795,845</b>	<b>\$5,363,832</b>	<b>\$5,357,797</b>	<b>\$4,994,619</b>	<b>\$4,965,191</b>
Operating Contingency (3mths Expenses)	\$2,158,904	\$2,118,416	\$1,990,921	\$2,258,797	\$2,345,724	\$2,202,785	2,493,671	\$2,652,248	\$2,731,806	\$2,813,752	\$2,898,154
Replacement Reserve - BioFilter	250,000	250,000	250,000	350,000	350,000	350,000	350,000	350,000	350,000	350,000	350,000
Commercial Insurance	250,000	250,000	250,000	250,000	250,000	250,000	250,000	250,000	250,000	250,000	250,000
Capital Replacement & Construction	888,386	1,184,590	2,836,861	1,338,063	1,924,060	2,971,385	2,702,174	2,111,584	2,025,991	1,580,867	1,467,037
<b>Total Reserve Balance</b>	<b>\$3,547,290</b>	<b>\$3,803,006</b>	<b>\$5,327,782</b>	<b>\$4,196,860</b>	<b>\$4,869,784</b>	<b>\$5,774,170</b>	<b>\$5,795,845</b>	<b>\$5,363,832</b>	<b>\$5,357,797</b>	<b>\$4,994,619</b>	<b>\$4,965,191</b>

Inland Empire Regional Composting Authority  
Schedule B - Budget Detail

Cost Center	Cost Element	ACTUAL 2019/20	ACTUAL 2020/21	ACTUAL 2021/22	ADOPTED 2022/23	AMENDED 2022/23	PROJECTED 2022/23	PROPOSED 2023/24	2024/25	2025/26	2026/27	2027/28	2028/29
Tonage/Rate													
Tons		147,606	150,217	154,196	148,500	148,500	148,500	148,500	148,500	148,500	148,500	148,500	148,500
O&M Cost per ton		\$ 59.18	\$ 57.70	\$ 51.65	\$ 62.53	\$ 62.53	\$ 62.53	\$ 67.17	\$ 73.80	\$ 73.58	\$ 78.15	\$ 78.06	\$ 82.76
Biofilter Media Replacement Reserve		\$ 1.40	\$ -	\$ -	\$ -	\$ -	\$ -	\$ -	\$ -	\$ -	\$ -	\$ -	\$ -
Capital Expansion Cost per Ton		\$ 2.33	\$ -	\$ -	\$ -	\$ -	\$ -	\$ -	\$ -	\$ -	\$ -	\$ -	\$ -
Capital Replacement Cost per Ton		\$ 5.68	\$ 5.31	\$ 8.22	\$ 15.32	\$ 16.03	\$ 10.77	\$ 10.10	\$ 3.37	\$ 3.37	\$ 3.37	\$ 3.37	\$ 3.37
Total Cost Per Ton		\$ 68.59	\$ 63.01	\$ 59.87	\$ 77.85	\$ 78.56	\$ 73.30	\$ 77.27	\$ 77.16	\$ 76.95	\$ 81.52	\$ 81.43	\$ 86.13
Member Contributions		\$ -	\$ 3.33	\$ 6.49	\$ 13.47	\$ 13.47	\$ 10.77	\$ 10.10	\$ 3.37	\$ 3.37	\$ 3.37	\$ 3.37	\$ 3.37
CIP Funded by Reserves		\$ 8.01	\$ 1.98	\$ 1.74	\$ 1.85	\$ 2.56	\$ -	\$ -	\$ -	\$ -	\$ -	\$ -	\$ -
Rate Per Ton		\$ 60.58	\$ 57.70	\$ 51.65	\$ 62.53	\$ 62.53	\$ 62.53	\$ 67.17	\$ 73.80	\$ 73.58	\$ 78.15	\$ 78.06	\$ 82.76
Adopted Rate Per Ton		\$ 56.00	\$ 57.00	\$ 58.00	\$ 59.00	\$ 59.00	\$ 59.00	\$ 62.50	\$ 65.50	\$ 68.00	\$ 70.00	\$ 72.00	\$ 74.00
Revenues													
200112	406000 Compost Delivery Svs	(\$225,750)	(\$192,752)	(\$349,890)	(\$250,000)	(\$250,000)	(\$242,600)	(\$250,000)	(\$325,000)	(\$334,750)	(\$344,793)	(\$355,136)	(\$365,790)
200112	406200 Compost Sales	(372,832)	(398,680)	(380,563)	(460,000)	(460,000)	(391,000)	(390,000)	(400,000)	(412,000)	(424,360)	(437,091)	(450,204)
Service Charges		(598,582)	(591,432)	(730,453)	(710,000)	(710,000)	(633,600)	(640,000)	(725,000)	(746,750)	(769,153)	(792,227)	(815,994)
200112	404010 Biosolids Recycling ( <i>Tipping Fees</i> )	(8,331,673)	(8,606,406)	(9,012,280)	(8,761,500)	(8,761,500)	(8,809,343)	(9,281,250)	(9,726,750)	(10,098,000)	(10,395,000)	(10,692,000)	(10,989,000)
200112	409920 Biosolids Recycling Admin Fees	(14,325)	(19,002)	(16,955)	(20,000)	(20,000)	(18,000)	(16,000)	(16,000)	(16,480)	(16,974)	(17,484)	(18,008)
Sales		(8,345,998)	(8,625,407)	(9,029,235)	(8,781,500)	(8,781,500)	(8,827,343)	(9,297,250)	(9,742,750)	(10,114,480)	(10,411,974)	(10,709,484)	(11,007,008)
211112	412030 Energy/Cap Rebates			-	-	-	-	-	-	-	-	-	-
Other Revenues				-	-	-	-	-	-	-	-	-	-
Operating Revenues		(\$8,944,580)	(\$9,216,839)	(\$9,759,687)	(\$9,491,500)	(\$9,491,500)	(\$9,460,943)	(9,937,250)	(\$10,467,750)	(\$10,861,230)	(\$11,181,127)	(\$11,501,711)	(\$11,823,002)
211112	480110 Interest Income	(\$62,576)	(11,928)	(\$7,659)	(\$35,000)	(\$35,000)	(35,000)	(35,000)	(35,000)	(35,000)	(35,000)	(35,000)	(35,000)
211112	483010 Contributed Capital		(500,000)	(1,000,000)	(2,000,000)	(2,000,000)	(1,600,000)	(1,500,000)	(500,000)	(500,000)	(500,000)	(500,000)	(500,000)
211112	493110 Proceeds from Investments	(58,977)	11,507	29,511	(3,987)	(3,987)	(3,987)	(4,107)	(4,230)	(4,357)	(4,487)	(4,622)	(4,761)
211112	499010 Other Non Operating Revenues	(57,246)	(3,691)	(18,859)	(25,255)	(25,255)	(7,600)	(20,000)	(20,000)	(20,600)	(21,218)	(21,855)	(22,510)
Non Operating Revenues		(\$178,799)	(\$504,113)	(\$997,007)	(\$2,064,242)	(\$2,064,242)	(\$1,646,587)	(1,559,107)	(\$559,230)	(\$559,957)	(\$560,705)	(\$561,477)	(\$562,271)
TOTAL REVENUES		(\$9,123,379)	(\$9,720,952)	(\$10,756,695)	(\$11,555,742)	(\$11,555,742)	(\$11,107,530)	(\$11,496,357)	(\$11,026,980)	(\$11,421,187)	(\$11,741,832)	(\$12,063,188)	(\$12,385,273)

Inland Empire Regional Composting Authority  
Schedule B - Budget Detail

Cost Center	Cost Element	ACTUAL 2019/20	ACTUAL 2020/21	ACTUAL 2021/22	ADOPTED 2022/23	AMENDED 2022/23	PROJECTED 2022/23	PROPOSED 2023/24	2024/25	2025/26	2026/27	2027/28	2028/29
<b>Expenses</b>													
<u>Office &amp; Administration</u>													
211112	511220 Travel Costs - Mileage Reimbursement	\$44	\$0	\$0	\$0	\$0	\$0	\$0	\$0	\$0	\$0	\$0	\$0
211112	511330 Safety Awards	-	-	1,851	500	500	500	500	500	515	530	546	563
211112	512010 Office Supplies-General	6,006	9,418	5,644	8,240	8,240	7,531	8,000	9,000	9,270	9,548	9,835	10,130
211112	512210 Forms, Printing and Copying costs	609	709	277	4,000	4,000	1,931	2,000	2,000	2,060	2,122	2,185	2,251
211112	512350 Postage and Delivery Charges	2,731	2,896	2,374	2,575	2,575	2,318	3,000	3,000	3,090	3,183	3,278	3,377
211112	512520 Computer Software & License Fees	5,097	-	1,789	16,000	16,000	2,000	10,000	10,000	10,300	10,609	10,927	11,255
211112	513010 Meeting Expenses	688	575	2,416	2,000	2,000	2,000	1,500	1,500	1,545	1,591	1,639	1,688
211112	514010 Memberships - Agency Wide	12,200	11,450	10,750	12,000	12,000	10,800	13,000	15,000	15,450	15,914	16,391	16,883
211112	514210 Registration-DMV, Title, Permit, Applic	-	-	-	515	515	2,890	1,000	1,500	1,545	1,591	1,639	1,688
211112	515030 Contributions-Sponsorships	750	750	750	1,000	1,000	750	1,000	1,500	1,545	1,591	1,639	1,688
211112	519110 Inventory-Count Adjustment	2,315	2,009	(35)	3,090	3,090	2,318	2,000	2,500	2,575	2,652	2,732	2,814
211112	519130 Inventory-Freight/Price	7,347	2,026	9,786	4,120	4,120	6,500	4,000	4,000	4,120	4,244	4,371	4,502
211112	519160-Price Adjustment Inventory	(873)	(1,594)	217	(3,000)	(3,000)	(500)	-	-	-	-	-	-
211112	519150 FrgtExpln Inv/NonI	-	-	303	-	-	(37)	-	-	-	-	-	-
211112	519530 Fines & Penalties	-	-	(410)	-	-	-	-	-	-	-	-	-
211112	519590 GI/IR Expense Clearing	606	1,207	3,348	1,030	1,030	1,030	1,500	1,700	1,751	1,804	1,858	1,913
<b>Office &amp; Administration Expenses</b>		<b>\$37,520</b>	<b>\$29,447</b>	<b>\$39,058</b>	<b>\$52,070</b>	<b>\$52,070</b>	<b>\$40,030</b>	<b>\$47,500</b>	<b>\$52,200</b>	<b>\$53,766</b>	<b>\$55,379</b>	<b>\$57,040</b>	<b>\$58,752</b>
<u>Materials &amp; Supplies</u>													
211112	512110 Operating Supplies - General	\$8,991	\$378	\$13,962	\$0	\$0	\$800	\$0	\$0	\$0	\$0	\$0	\$0
211112	512140 Uniform / Throw Rugs	31,755	32,629	33,377	37,080	37,080	33,372	40,000	44,000	45,320	46,680	48,080	49,522
211112	512170 Operations & Maintenance Supplies	590,251	797,405	627,657	700,000	657,543	591,788	700,000	750,000	772,500	795,675	819,545	844,132
211112	512410 Fuel	126,459	123,954	202,334	170,980	170,980	163,144	200,000	225,000	231,750	238,703	245,864	253,239
211112	512450 Fleet Parts & Supplies	2,403	-	89	-	-	-	-	-	-	-	-	-
211112	512610 Equipment - Small Tools/Equip. <\$1000	1,093	-	-	1,540	1,540	1,540	-	-	-	-	-	-
211112	512660 Equipment - Small Tools/Equip.< \$2000	1,030	-	-	515	515	515	530	546	563	580	597	615
211112	512710 Equipment Maintenance & Supplies	220,555	133,013	177,059	175,000	175,000	157,500	200,000	220,000	226,600	233,398	240,400	247,612
211112	512910 Other Materials & Supplies	12,144	298	-	36,050	36,050	27,038	4,500	4,900	5,047	5,198	5,354	5,515
211112	512920 Biofilter Media Replacement	100,000	194,103	-	250,000	250,000	250,000	0	350,000	0	350,000	0	350,000
211112	512950 Promotional & Giveaway Items	-	-	1,120	-	-	-	-	-	-	-	-	-
<b>Materials &amp; Supplies</b>		<b>\$1,094,681</b>	<b>\$1,281,780</b>	<b>\$1,055,598</b>	<b>\$1,371,165</b>	<b>\$1,328,708</b>	<b>\$1,225,697</b>	<b>\$1,145,030</b>	<b>\$1,594,446</b>	<b>\$1,281,780</b>	<b>\$1,670,234</b>	<b>\$1,359,840</b>	<b>\$1,750,635</b>
<u>Insurance</u>													
211112	517010 Insurance Premiums - Liability	\$406,254	\$621,799	\$602,031	\$650,000	\$650,000	\$750,000	\$750,000	\$810,000	\$834,300	\$859,329	\$885,109	\$911,662
211112	517210 Insurance Premiums - Casualty	-	-	-	36,050	36,050	36,050	0	0	0	0	0	0
<b>Insurance</b>		<b>\$406,254</b>	<b>\$621,799</b>	<b>\$602,031</b>	<b>\$686,050</b>	<b>\$686,050</b>	<b>\$786,050</b>	<b>\$750,000</b>	<b>\$810,000</b>	<b>\$834,300</b>	<b>\$859,329</b>	<b>\$885,109</b>	<b>\$911,662</b>



**Inland Empire Regional Composting Authority**  
**Schedule B - Budget Detail**

Cost Center	Cost Element	ACTUAL 2019/20	ACTUAL 2020/21	ACTUAL 2021/22	ADOPTED 2022/23	AMENDED 2022/23	PROJECTED 2022/23	PROPOSED 2023/24	2024/25	2025/26	2026/27	2027/28	2028/29
<u>Professional Fees &amp; Services</u>													
211112	520110 External Audit Services	\$4,310	\$4,400	\$4,935	\$4,500	\$4,500	\$4,050	\$4,500	\$4,860	\$5,006	\$5,156	\$5,311	\$5,470
211112	520210 Legal Fees - General	7,860	8,670	19,920	20,000	25,000	20,000	22,000	20,000	20,600	21,218	21,855	22,510
211112	520980 Professional Services - Other	243,088	269,909	228,594	249,375	270,156	243,141	250,000	250,000	257,500	265,225	273,182	281,377
211112	521015 Contract Labor_I EUA (211112-701009-2:	4,205,388	4,135,598	3,569,542	4,594,900	4,594,900	4,135,410	4,732,700	4,874,700	5,020,900	5,171,500	5,326,600	5,486,400
211112	521010 Contract Labor - LACSD	104,474	62,963	69,445	33,000	33,000	66,204	45,000	48,600	50,058	51,560	53,107	54,700
212112	521018 Contract Labor-LACSD	178	10,409	18,638	7,500	7,500	7,500	2,500	2,500	2,575	2,652	2,732	2,814
211112	521050 Contract Materials	62	3,304	3,505	-	-	(500)	-	-	-	-	-	-
211112	521080 Other Contractual Services	1,086,246	849,873	963,744	824,000	1,182,265	1,064,039	1,200,000	1,296,000	1,334,880	1,374,926	1,416,174	1,458,659
211112	521110 Outside Svc's-Lndscaping/Weed/Pest Cn	6,590	16,838	9,217	12,360	12,360	13,000	45,000	48,000	49,440	50,923	52,451	54,024
211112	521120 Outside Services - Security	15,257	21,113	10,694	15,450	15,450	15,450	17,000	18,360	18,911	19,478	20,062	20,664
211112	521130 Outside Services - Janitorial	13,801	14,685	16,613	15,450	15,450	13,905	17,000	18,360	18,911	19,478	20,062	20,664
211112	521220 Laboratory Services - Outside	5,044	3,477	301	7,725	7,725	5,000	4,500	4,500	4,635	4,774	4,917	5,065
211112	521410 Computer Systems Maintenance		11,943	3,143	1,030	1,030	950	1,100	1,188	1,224	1,260	1,298	1,337
	<b>Prof. fees &amp; Services</b>	<b>\$5,692,710</b>	<b>\$5,413,181</b>	<b>\$4,918,289</b>	<b>\$5,785,290</b>	<b>\$6,169,336</b>	<b>\$5,588,148</b>	<b>\$6,341,300</b>	<b>\$6,587,068</b>	<b>\$6,784,640</b>	<b>\$6,988,150</b>	<b>\$7,197,751</b>	<b>\$7,413,684</b>
<u>Operating Fees</u>													
211112	519310 Operating Permits, Licenses & Fees	\$16,734	\$17,785	\$20,286	\$22,660	\$22,660	\$20,394	\$21,000	\$22,000	\$22,660	\$23,340	\$24,040	\$24,761
211112	540110 Wastewater-Volumetric Fees	8,462	7,455	9,006	10,815	10,815	8,500	11,680	11,680	12,030	12,391	12,763	13,146
211112	540210 Strength Charges-BOD/COD	8,957	7,448	8,637	8,755	8,755	8,755	9,455	9,455	9,739	10,031	10,332	10,642
211112	540211 Strength Charges-BOD/COD Imbalance	1,184	1,904	3,345	2,060	2,060	1,854	2,224	2,224	2,291	2,359	2,430	2,503
211112	540220 Strength Charges-TSS	8,102	5,993	6,013	9,785	9,785	6,000	10,567	10,567	10,884	11,211	11,547	11,893
211112	540221 Wste - TSS Imbal		1,042	7,756	-	-	-	0	0	0	0	0	0
211112	540223 Strength Charges-TSS Discrepancy Charge	3,944	1,877	4,329	5,768	5,768	3,100	6,229	6,229	6,416	6,608	6,807	7,011
211112	540320 Monthly Capacity Charge-Regional			-	-	-	(5,000)	0	0	0	0	0	0
211112	540330 Capital Improv Proj (CIP) Fees	30,171	30,990	36,031	30,900	30,900	27,810	33,372	33,372	34,373	35,404	36,466	37,560
	<b>Operating Fees</b>	<b>\$77,554</b>	<b>\$74,494</b>	<b>\$95,404</b>	<b>\$90,743</b>	<b>\$90,743</b>	<b>\$71,413</b>	<b>\$94,527</b>	<b>\$95,527</b>	<b>\$98,393</b>	<b>\$101,344</b>	<b>\$104,385</b>	<b>\$107,516</b>
<u>Utilities</u>													
211112	545110 Electricity	\$948,915	\$894,172	\$911,226	\$928,030	\$928,030	\$1,001,169	\$1,200,000	\$1,400,000	\$1,442,000	\$1,485,260	\$1,529,818	\$1,575,712
211112	545220 Solar Power	206,120	211,820	168,255	225,000	225,000	202,500	224,400	234,090	241,113	248,346	255,796	263,470
211112	545310 Cell Phone Accessories			-	206	206	206	250	270	278	286	295	304
211112	545311 Cell Phone Expenses	6,906	6,764	6,155	7,725	7,725	6,566	8,343	9,010	9,280	9,559	9,845	10,141
211112	545320 Telephone	1,962	146	183	309	309	185	775	837	862	888	915	942
211112	545360 Disposal Service	11,643	16,555	16,774	15,450	15,450	16,665	16,686	18,020	18,561	19,117	19,691	20,282
211112	545370 Water	7,156	4,592	4,217	5,150	5,150	4,635	5,562	6,006	6,186	6,372	6,563	6,760
	<b>Utilities</b>	<b>\$1,182,701</b>	<b>\$1,134,048</b>	<b>\$1,106,810</b>	<b>\$1,181,870</b>	<b>\$1,181,870</b>	<b>\$1,231,926</b>	<b>\$1,456,016</b>	<b>\$1,668,233</b>	<b>\$1,718,280</b>	<b>\$1,769,828</b>	<b>\$1,822,923</b>	<b>\$1,877,611</b>
<u>Leases / Rentals</u>													
211112	512730 Equipment Rental (Non Lease)	\$71,744	\$11,890	\$37,463	\$25,000	\$31,118	\$29,562	\$35,000	\$37,800	\$38,934	\$40,102	\$41,305	\$42,544
211112	547110 Building / Trailer Leases	86,513	86,962	107,679	92,700	92,700	88,065	105,000	113,400	116,802	120,306	123,915	127,633
211112	547220 Equipment Lease/Rental - Operations & Ma		7,842	(2,726)	-	-	-	-	-	-	-	-	-
	<b>Lease/Rentals</b>	<b>158,257</b>	<b>106,694</b>	<b>142,416</b>	<b>117,700</b>	<b>123,818</b>	<b>117,627</b>	<b>140,000</b>	<b>151,200</b>	<b>155,736</b>	<b>160,408</b>	<b>165,220</b>	<b>170,177</b>
	<b>Operating Expenses</b>	<b>\$8,649,677</b>	<b>8,661,444</b>	<b>7,959,606</b>	<b>9,284,888</b>	<b>9,632,595</b>	<b>9,060,892</b>	<b>9,974,373</b>	<b>\$10,958,674</b>	<b>\$10,926,895</b>	<b>\$11,604,672</b>	<b>\$11,592,268</b>	<b>\$12,290,037</b>

Inland Empire Regional Composting Authority  
Schedule B - Budget Detail

Cost Center	Cost Element	ACTUAL 2019/20	ACTUAL 2020/21	ACTUAL 2021/22	ADOPTED 2022/23	AMENDED 2022/23	PROJECTED 2022/23	PROPOSED 2023/24	2024/25	2025/26	2026/27	2027/28	2028/29
<u>Financial Expenses</u>													
211112	551010 Bank Service Charges / Fees	\$0	\$86	\$271	\$300	\$300	\$250	\$309	\$318	\$328	\$338	\$348	\$358
211112	580050 Bad Debt Expense	3,728	3,987	3,806	-	-	-	-	-	-	-	-	-
<b>Financial Expenses</b>		<b>\$3,728</b>	<b>\$4,073</b>	<b>\$4,077</b>	<b>\$300</b>	<b>\$300</b>	<b>\$250</b>	<b>\$309</b>	<b>\$318</b>	<b>\$328</b>	<b>\$338</b>	<b>\$348</b>	<b>\$358</b>
<u>Other Non-Operating Expenses</u>													
211112	580090 Non-Operating Other Expenses	\$82,209	\$2,250	\$0	\$0	\$0	\$0	\$0	\$0	\$0	\$0	\$0	\$0
<b>Interest Expenses</b>		<b>\$82,209</b>	<b>\$2,250</b>	<b>\$0</b>	<b>\$0</b>	<b>\$0</b>	<b>\$0</b>	<b>\$0</b>	<b>\$0</b>	<b>\$0</b>	<b>\$0</b>	<b>\$0</b>	<b>\$0</b>
<b>Non-Operating Expenses</b>		<b>\$85,937</b>	<b>\$6,323</b>	<b>\$4,077</b>	<b>\$300</b>	<b>\$300</b>	<b>\$250</b>	<b>\$309</b>	<b>\$318</b>	<b>\$328</b>	<b>\$338</b>	<b>\$348</b>	<b>\$358</b>
<u>Capital Projects</u>													
Capital Replacement Projects		\$838,895	\$797,470	\$1,268,235	\$2,275,000	\$2,380,845	\$1,600,000	\$1,500,000	\$500,000	\$500,000	\$500,000	\$500,000	\$500,000
Capital Expansion Projects		343,565	-	-	-	-	-	-	-	-	-	-	-
<b>Capital Projects</b>		<b>\$1,182,459</b>	<b>\$797,470</b>	<b>\$1,268,235</b>	<b>\$2,275,000</b>	<b>\$2,380,845</b>	<b>\$1,600,000</b>	<b>\$1,500,000</b>	<b>\$500,000</b>	<b>\$500,000</b>	<b>\$500,000</b>	<b>\$500,000</b>	<b>\$500,000</b>
<b>TOTAL EXPENSES</b>		<b>\$9,918,073</b>	<b>\$9,465,236</b>	<b>\$9,231,918</b>	<b>\$11,560,188</b>	<b>\$12,013,740</b>	<b>\$10,661,142</b>	<b>\$11,474,682</b>	<b>\$11,458,993</b>	<b>\$11,427,223</b>	<b>\$12,105,009</b>	<b>\$12,092,616</b>	<b>\$12,790,395</b>
<b>Net Profit/(Loss)</b>		<b>(\$794,694)</b>	<b>\$255,716</b>	<b>\$1,524,777</b>	<b>(\$4,446)</b>	<b>(\$457,998)</b>	<b>\$446,388</b>	<b>\$21,675</b>	<b>(\$432,013)</b>	<b>(\$6,036)</b>	<b>(\$363,177)</b>	<b>(\$29,428)</b>	<b>(\$405,122)</b>

Inland Empire Regional Composting Authority  
Schedule C - Projects

		ACTUAL	ACTUAL	ACTUAL	ADOPTED	AMENDED	PROJECTED	PROPOSED				
Project No. Project Title		2019/20	2020/21	2021/22	2022/23	2022/23	2022/23	2023/24	2024/25	2025/26	2026/27	2027/28
Capital Projects												
Capital Replacement												
RA19001	IERCF Pugmill Improvements	43,407		(52,075)	-	-	-	-	-	-	-	-
RA19002	IERCF Trommel Screen Improvements	75,893	43,046	-	-	-	-	-	-	-	-	-
RA19003	IERCF Front End Loader Replacement	101,019		-	-	-	-	-	-	-	-	-
RA20003	IERCF Belt Conveyor Improvements			-	-	-	-	-	-	-	-	-
RA20004	IERCF Misc Fan Improvements			-	-	-	-	-	-	-	-	-
RA20005	RCA Capital Replacement	193,563	132,099	224,602	500,000	599,220	-	-	-	-	-	-
RA20006	IERCF Exterior Paint	153,750		-	-	-	-	-	-	-	-	-
RA20007	Compost Storage Conveyor	1,310	(1,310)	27,269	-	-	-	-	-	-	-	-
RA20008	Glulam Repair Roof	3,636	305,449	-	-	-	-	-	-	-	-	-
RA21001	IERCF Fire Sprinkler Improvements			-	-	-	-	-	-	-	-	-
RA21002	Front End Loader Replacement			994,964	-	-	-	-	-	-	-	-
RA22001	IERCF Column Repair			73,475	-	6,625	-	-	-	-	-	-
RA23001	IERCF Inner Roof Lining Repair			-	-	-	-	-	-	-	-	-
RA23002	IERCF South MCC HVAC Upgrade			-	175,000	175,000	181,000	-	-	-	-	-
RA23003	IERCF Active Hopper Replacement			-	200,000	200,000	-	-	-	-	-	-
RA23004	IERCF Front End Loader Replacement			-	1,200,000	1,200,000	1,220,000	-	-	-	-	-
RA23005	IERCF Fire Sprinkler Upgrades			-	200,000	200,000	-	-	-	-	-	-
RA23006	RCA Capital Replacement			-	-	-	199,000	-	-	-	-	-
RA24001	IERCF Corrosion Replacement			-	-	-	-	-	-	-	-	-
RA25001	IERCF Compost Storage Facility Tent Cover			-	-	-	-	-	-	-	-	-
RA26001	IERCF Projects AMP			-	-	-	-	-	-	-	-	-
RA24xx1	IERCF Operations Building Improvements							200,000	-	-	-	-
RA24xx2	IERCF Compost Facility Tent Storage Cover Repla							800,000	-	-	-	-
RA24xx3	RCA Capital Replacement							375,000	500,000	500,000	500,000	500,000
RA24xx4	IERCF Amendment Hopper #2 Auger Replacemei							125,000	-	-	-	-
Total Capital Replacement Projects		\$838,895	\$797,470	\$1,268,235	\$2,275,000	\$2,380,845	\$1,600,000	\$1,500,000	\$500,000	\$500,000	\$500,000	\$500,000
Capital Expansion												
RA15001	IERCF Baghouse Improvements	343,532			-	-	-	-	-	-	-	-
Total Capital Expansion Projects		\$343,565	\$0	\$0	\$0	\$0	\$0	\$0	\$0	\$0	\$0	\$0
Total Capital Projects		\$1,182,459	\$797,470	\$1,268,235	\$2,275,000	\$2,380,845	\$1,600,000	\$1,500,000	\$500,000	\$500,000	\$500,000	\$500,000
Total Projects		\$1,182,459	\$797,470	\$1,268,235	\$2,275,000	\$2,380,845	\$1,600,000	\$1,500,000	\$500,000	\$500,000	\$500,000	\$500,000




## **FY 2023/24 Proposed Budget**

---

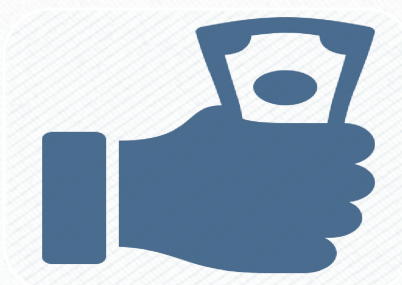




# Key Assumptions



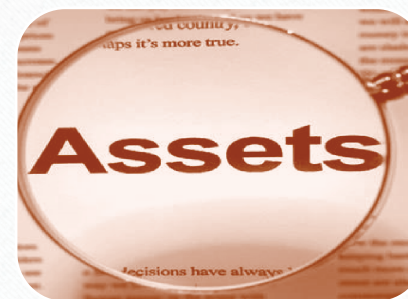
**\$62.50 per wet Ton  
– Tipping Fees  
(5.9% increase)**



**\$1.5 Million  
Capital Call**



**25 FTE Staffing  
Level Maintained**



**Timely Upkeep of  
Assets to Support  
Level of Service**





# Key Assumptions – Tipping Fee



**\$62.50 per wet Ton – Tipping Fees  
(5.9% increase)**

## **Increase in O&M Cost:**

- Utilities – Increase cost per kWh and usage in FY 23/24
- Professional Fees and Services – Increase in cost related to all contracted services, such as transportation costs
- Leases and Rentals – Increase in cost related to all leases and equipment rentals, such as RP4 Storage Facility lease and support equipment rentals





# FY 2023/24 Proposed Budget

(\$ in thousand)	FY 2022/23 Projected Actual	FY 2023/24 Proposed Budget	Increase/ (Decrease)
<i>Tipping fee per wet ton</i>	\$59.00	\$62.50	\$3.50
<i>Wet tons</i>	148,500	148,500	0
Operating Revenues	\$9,461	\$9,937	\$476
Operating Expenses	9,061	9,974	913
<b>Net Operating Increase/(Decrease)</b>	<b>\$400</b>	<b>(\$37)</b>	<b>(\$437)</b>
Other Funding Sources <sup>1</sup>	\$1,646	\$1,559	(\$87)
Other Uses of Funds <sup>2</sup>	1,600	1,500	(100)
<b>Net Non-Operating Increase/(Decrease)</b>	<b>\$46</b>	<b>\$59</b>	<b>(\$187)</b>
<b>Total Net Change</b>	<b>\$446</b>	<b>\$22</b>	<b>(\$624)</b>

<sup>1</sup> Includes proposed capital call, interest income, and other non-operating revenues

<sup>2</sup> Includes planned capital project costs



# Capital Improvement Plan

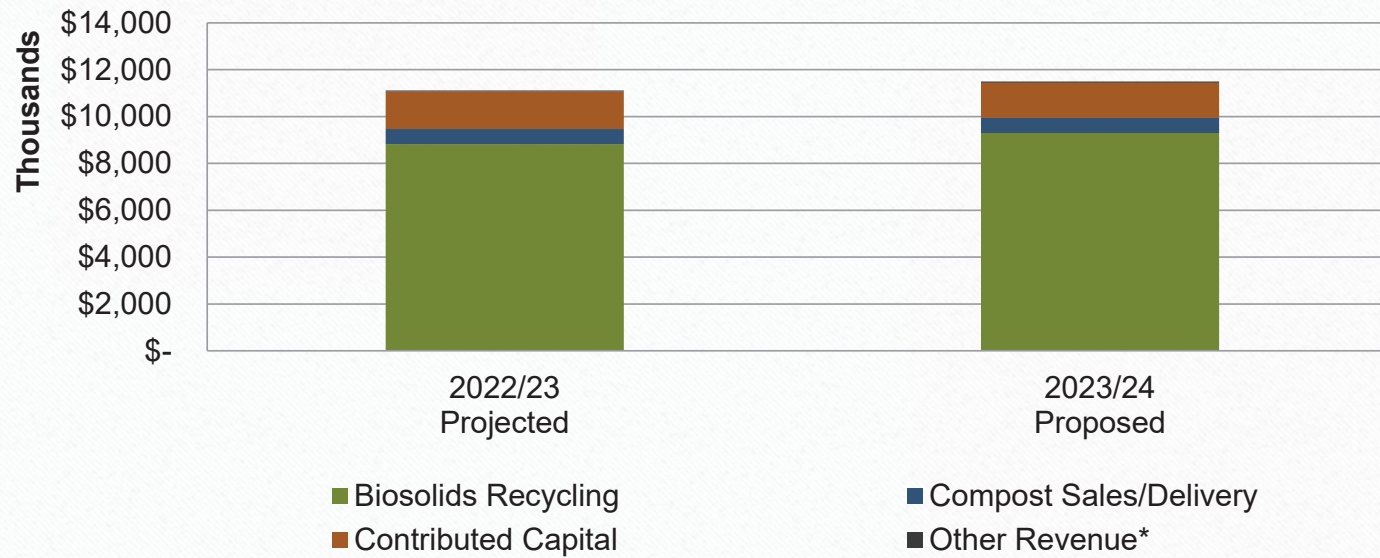
Project Description (\$ in thousand)	FY 2022/23 Projected Budget	FY 2023/24 Proposed Budget	Increase/ (Decrease)
Front End Loader Replacement	\$1,220	-	(\$1,220)
Compost Facility Tent Storage Cover Replacement	-	\$800	800
Capital Replacement & Rehabilitation (R&R)	199	375	176
Operations Building Improvements	-	200	200
Other Major Projects	181	125	(56)
<b>Total Capital Improvement Plan</b>	<b>\$1,600</b>	<b>\$1,500</b>	<b>(\$100)</b>





# Revenues

*Increase due to tipping fee*



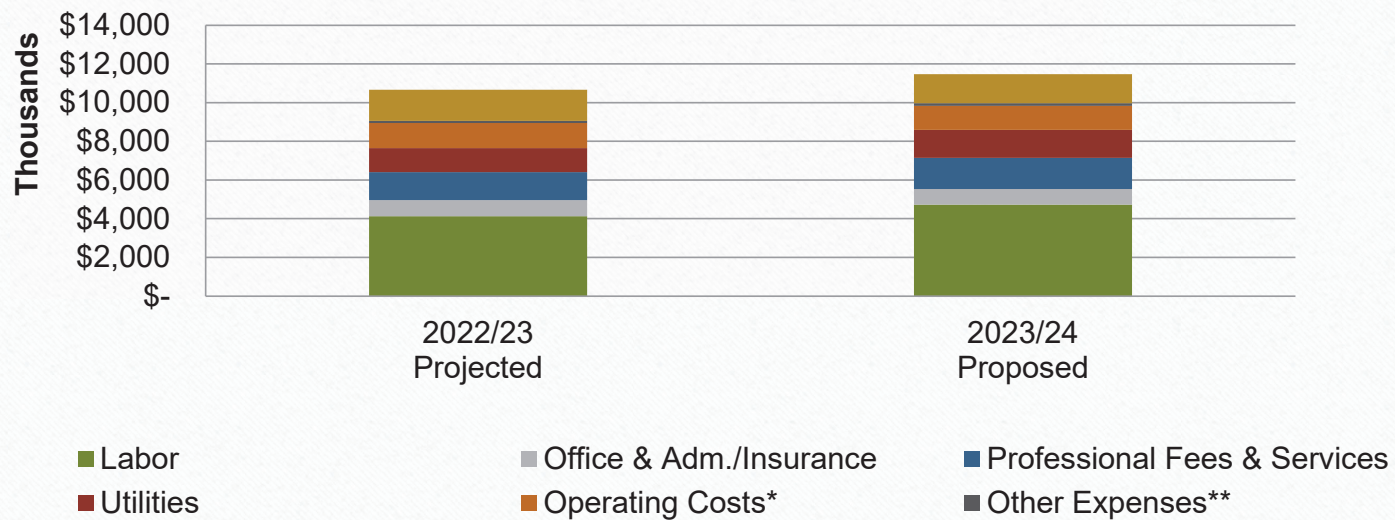
*\*Other Income include interest income and credits*





# Expenses

*Increase due to increase in Operating Costs*



*\*Operating costs include operating fees, biofilter replacement, materials & supplies*

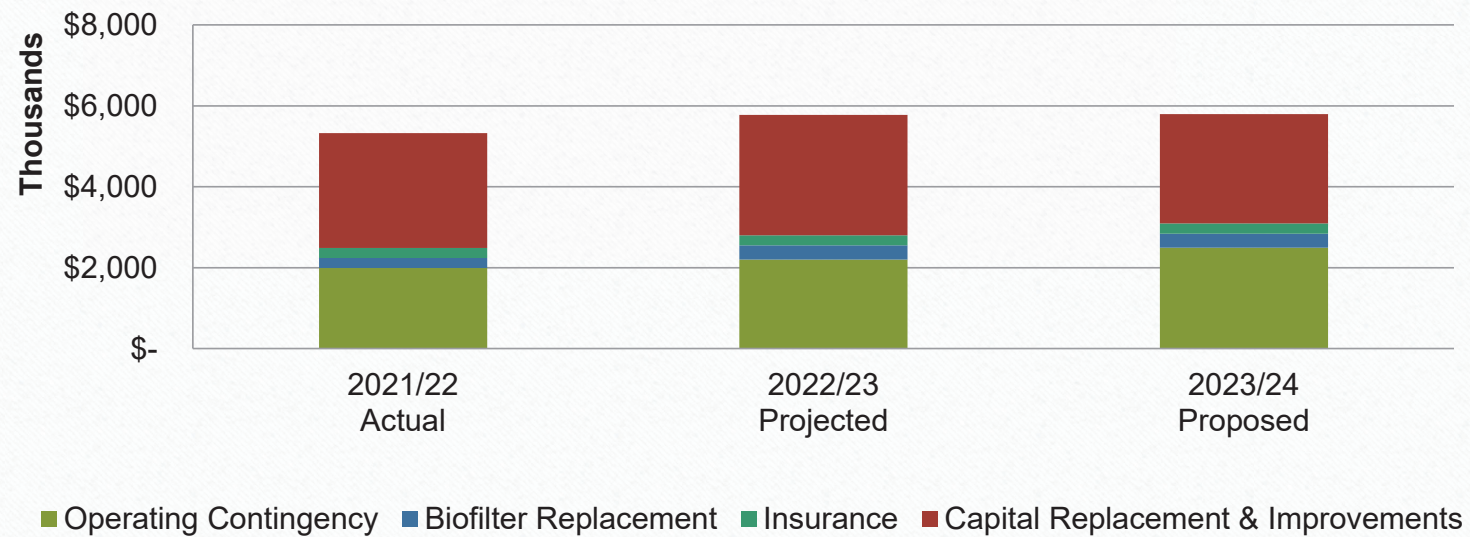
*\*\*Other expenses include lease & rentals, financial expenses*





# Fund Balance

*Meets Reserve Policy Minimum Reserve Levels*



# Questions?





INFORMATION  
ITEM

**3H**

**Date:** May 17, 2023

**To:** The Honorable Board of Directors

**Committee:** Finance & Administration

*SD*  
**From:** Shivaji Deshmukh, General Manager

05/10/23

**Staff Contact:** Kristine Day, Assistant General Manager

**Subject:** Treasurer's Report of Financial Affairs for the Month Ended March 2023

---

**Executive Summary:**

The Treasurer's Report of Financial Affairs for the month ended March 31, 2023 is submitted in a format consistent with the State requirements.

For the month of March 2023, total cash, investments, and restricted deposits of \$399,425,199 reflects a decrease of \$2,941,048 compared to the total of \$402,366,247 reported for February 2023. The decrease can be attributed primarily to the RP-5 Expansion and other capital project expenditures. As a result, the average days cash on hand for the month ended March 2023 decreased from 318 to 312 days.

The unrestricted Agency investment portfolio yield in March 2023 was 3.130 percent, a slight decrease of 0.032 percent compared to the February 2023 yield of 3.162 percent. The change in yield is mainly attributed to an overall reduction of available cash and investments funds, slightly offset by higher CAMP and LAIF yields.

---

**Staff's Recommendation:**

The Treasurer's Report of Financial Affairs for the month ended March 31, 2023 is an information item for the Board of Director's review

---

**Budget Impact** *Budgeted (Y/N):* N *Amendment (Y/N):* N *Amount for Requested Approval:*

*Account/Project Name:*

*Fiscal Impact (explain if not budgeted):*

Interest earned on the Agency's investment portfolio increases the Agency's overall reserves.

**Prior Board Action:**

On April 19, 2023 the Board of Directors received the Treasurer's Report of Financial Affairs for the month ended February 28, 2023.

---

**Environmental Determination:**

Not Applicable

---

**Business Goal:**

The Treasurer's Report of Financial Affairs is consistent with the Agency's Business Goal of Fiscal Responsibility in providing financial reporting that accounts for cash and investment activities to fund operating requirements and to optimize investment earnings.

---

**Attachments:**

Attachment 1 - Background

Attachment 2 - PowerPoint

Attachment 3 - Treasurer's Report of Financial Affairs

## Background

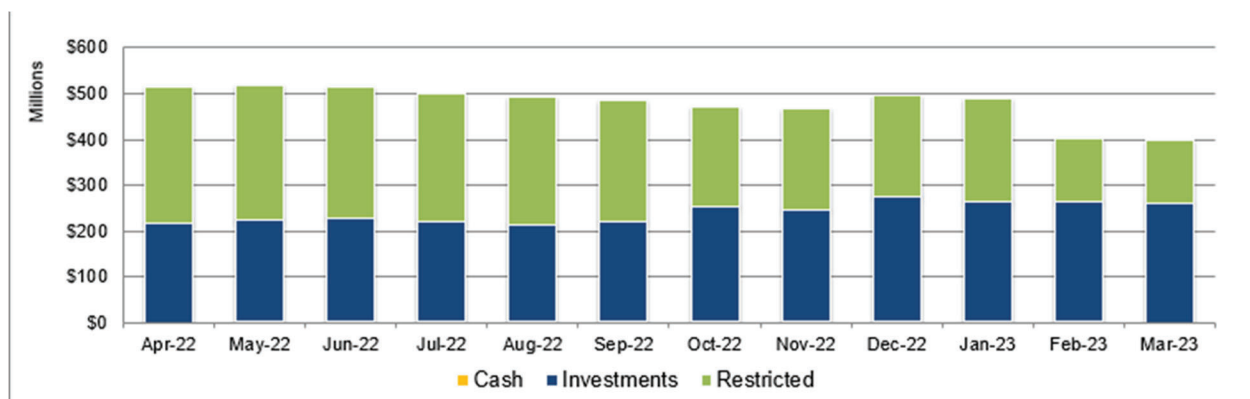
Subject: Treasurer's Report of Financial Affairs for the Month Ended March 2023

The Treasurer's Report of Financial Affairs for the month ended March 31, 2023, is submitted in a format consistent with State requirements. The monthly report denotes investment transactions that have been executed in accordance with the Agency's Investment Policy (Resolution No. 2022-4-8).

Agency total cash, investments, and restricted deposits for the month of March 2023 was \$399.5 million, a decrease of \$2.9 million compared to the revised \$402.4 million (excluding Capital Capacity Reimbursement Account (CCRA) balances) reported for the month ended February 2023. The \$2.9 million decrease in funds can be attributed primarily to the RP-5 expansion and other capital project expenditures.

Pursuant to the Regional Sewage Service Ordinance 111, new EDU connection fees are collected by each of the Agency's sewage collection agencies and held in trust in a Capital Capacity Reimbursement Account (CCRA) until requested, or "called", by the Agency. During the FY 2021/22 audit, the Agency's external auditors Clifton Larson Allen LLP determined a change was required to the Agency's financial statements. Instead of reporting the CCRA balance as a restricted asset, the balance should be recorded as a receivable. Based on these new requirements, the Financial Affairs report will exclude the CCRA balances from the restricted deposits balance effective February 2023 as shown in Figure 1. The receivable amount related to CCRA balances is \$91.4 million based on the information reported as of February 28, 2023.

**Figure 1: Cash, Investments, and Restricted Deposits**



PFM continues to focus on investment discipline and maintaining a neutral duration strategy to ensure current investments align with the Agency's Investment Policy's goals of preservation of capital in the overall portfolio, providing sufficient liquidity to meet operating requirements, and attaining a market rate of return throughout budgetary and economic cycles. Credit Suisse Certificates of Deposits in the amount of \$0.75 million matured on March 17, 2023.



Table 1 below represents the unrestricted Agency investment portfolio by authorized investment and duration with a total portfolio amount of \$258.5 million. The Agency portfolio excludes cash and restricted deposits in the amount of \$141.0 million held with fiscal agents, including \$74.7 million in capitalized interest and debt proceeds for the RP-5 Expansion Project.

The Agency's unrestricted investment portfolio yield in March 2023 was 3.130 percent, a decrease of 0.032 percent compared to the February 2023 yield of 3.162 percent. The change in yield is mainly attributed to an overall reduction in the cash and investments balance which was slightly offset by higher CAMP and LAIF earnings yields.

**Table 1: Agency Portfolio**

Authorized Investments	Allowable Threshold (\$ million or %)	Investment Value as of March 31, 2023 (\$ million)				Average Yield %	Portfolio% (Unrestricted)
		Under 1 Year	1-3 Years	Over 3 Years	Total		
<b>LAIF*- Unrestricted</b>	\$75	\$22.6	\$0.0	\$0.0	\$22.6	2.831%	8.74%
<b>CAMP** – Unrestricted</b>	n/a	111.0	0.0	0.0	111.0	4.800%	42.95%
<b>CBB*** – Sweep</b>	40%	9.9	0.0	\$0.0	9.9	0.500%	3.82%
<b>Sub-Total Agency Managed</b>		<b>\$143.5</b>	<b>\$0.0</b>	<b>\$0.0</b>	<b>\$143.5</b>	<b>4.194%</b>	<b>55.51%</b>
<b>Brokered Cert. of Deposit</b>	30%	\$0.0	\$1.1	\$0.0	\$1.1	5.44%	0.41%
<b>Medium Term Notes</b>	30%	2.5	11.1	6.6	20.2	2.66%	7.83%
<b>Municipal Bonds</b>	10%	0.2	1.9	0.0	2.1	0.99%	0.83%
<b>Supranational Bonds</b>	20%	0.0	1.7	0.0	1.7	0.52%	0.65%
<b>US Treasury Notes</b>	n/a	9.9	39.7	18.5	68.1	1.81%	26.35%
<b>US Gov't Securities</b>	n/a	6.1	15.7	0.0	21.8	1.00%	8.42%
<b>Sub-Total PFM Managed</b>		<b>\$18.7</b>	<b>\$71.2</b>	<b>\$25.1</b>	<b>\$115.0</b>	<b>1.80%</b>	<b>44.49%</b>
<b>Total</b>		<b>\$162.2</b>	<b>\$71.2</b>	<b>\$25.1</b>	<b>\$258.5</b>	<b>3.13%</b>	<b>100.00%</b>

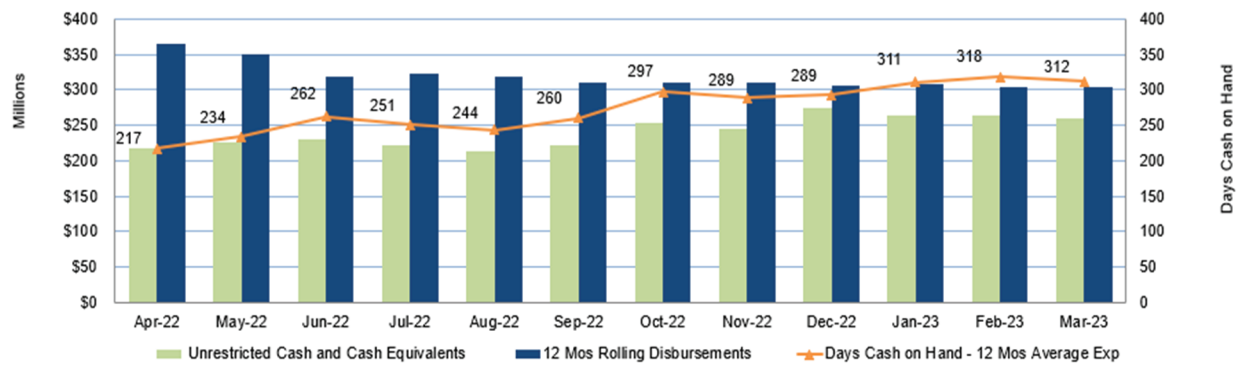
\*LAIF – Local Agency Investment Fund

\*\*CAMP – California Asset Management Program

\*\*\*CBB – Citizens Business Bank

+/- due to rounding

Average days cash on hand is calculated using the monthly ending balance of unrestricted cash and cash equivalents divided by disbursements associated with operating expenses, debt service costs, and capital expenditures. The average days cash on hand decreased from 318 days to 312 days for the month of March 2023 as shown in Figure 2.

**Figure 2: Days Cash on Hand – 12 Month Rolling Average**

Monthly cash and investment summaries are available on the Agency's website at:

<https://www.ieua.org/read-our-reports/cash-and-investment/>





# Treasurer's Report of Financial Affairs for the Month Ended March 2023

Alex Lopez

Budget Officer

May 2023



# Agency Liquidity

- Decrease in Cash, Investment, and Restricted Deposits is primarily due to the RP-5 Expansion and other capital project expenditures.
- Decrease in Investment Portfolio Yield due to slightly lower yield in medium term notes partially offset by increased earnings yield in the Local Agency Investment Fund (LAIF) and California Asset Management Program (CAMP) accounts.

Description	March \$ Millions	February \$ Millions	Increase / (Decrease) \$ Millions
Investment Portfolio	\$258.5	\$262.4	(\$3.9)
Cash and Restricted Deposits	\$141.0	\$140.0	\$1.0
<b>Total Investments, Cash, and Restricted Deposits</b>	<b>\$399.5</b>	<b>402.4</b>	<b>\$2.9</b>
Investment Portfolio Yield	3.130%	3.162%	(0.032%)
Weighted Average Duration (Years)	1.18	1.14	0.04
Average Cash on Hand (Days)	312	318	(6)

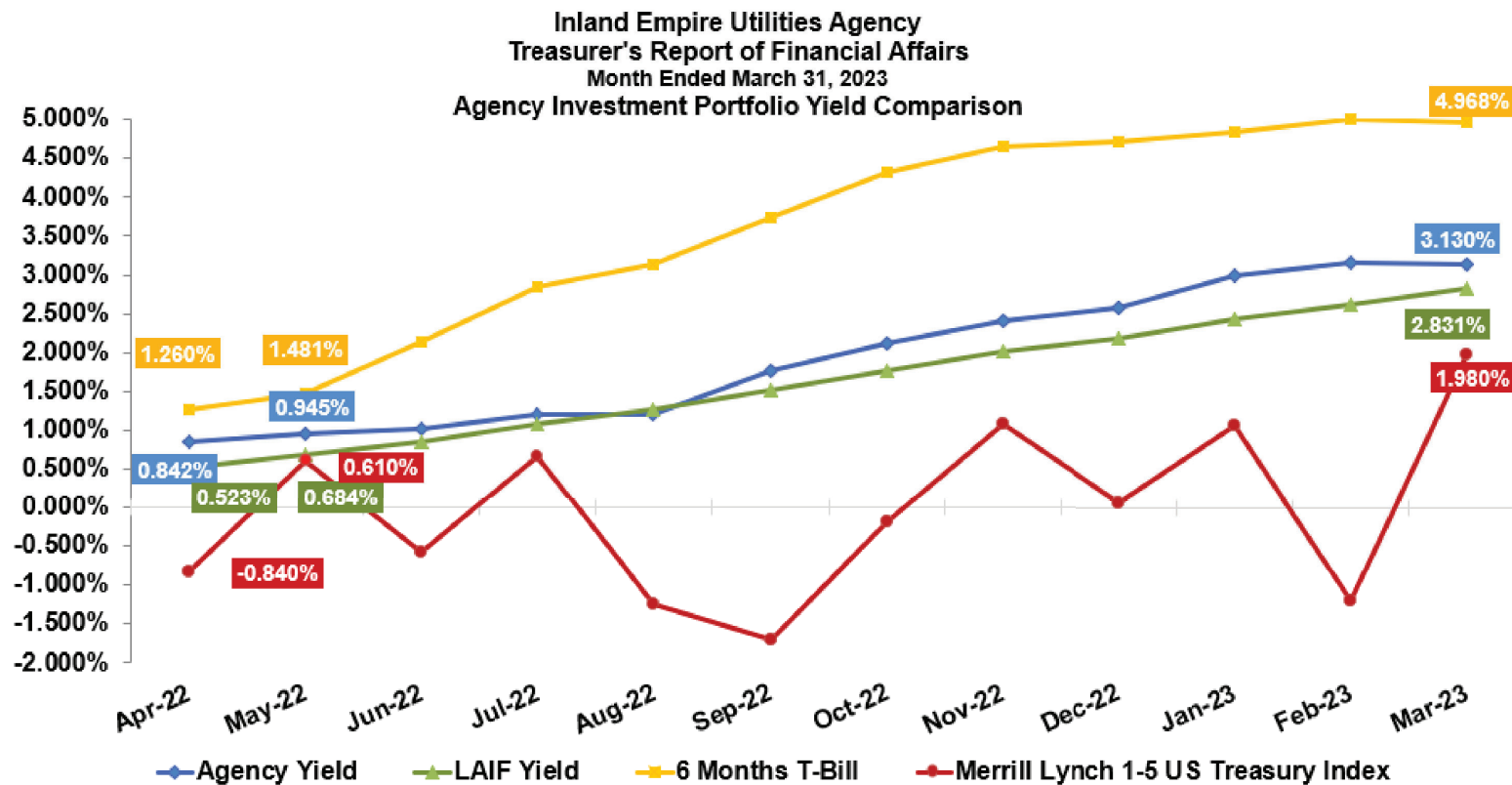
Monthly cash and investment summaries available at: <https://www.ieua.org/read-our-reports/cash-and-investment/>



# Agency Investment Position

Authorized Investments	Allowable Threshold (\$ million or %)	Under 1 Year	1 – 3 Years	Over 3 Years	Total	Average Yield %	Portfolio % (Unrestricted)
Local Agency Investment Fund	\$75	\$22.6	\$0.0	\$0.0	\$22.6	2.831%	8.74%
California Asset Management Program	n/a	111.0	0.0	0.0	111.0	4.800%	42.95%
Citizens Business Bank – Sweep	40%	9.9	0.0	0.0	9.9	0.500%	3.82%
<b>Sub-Total Agency Managed</b>		<b>\$143.5</b>	<b>\$0.0</b>	<b>\$0.0</b>	<b>\$143.5</b>	<b>4.194%</b>	<b>55.51%</b>
Brokered Certificates of Deposit (CD)	30%	\$0.0	\$1.1	\$0.0	\$1.1	5.440%	0.41%
Medium Term Notes	30%	2.5	11.1	6.6	20.2	2.655%	7.83%
Municipal Bonds	10%	0.2	1.9	0.0	2.1	0.986%	0.83%
Supranational Bonds	20%	0.0	1.7	0.0	1.7	0.520%	0.65%
US Treasury Notes	n/a	9.9	39.7	18.5	68.1	1.809%	26.35%
US Government Securities	n/a	6.1	15.7	0.0	21.8	0.995%	8.42%
<b>Sub-Total PFM Managed</b>		<b>\$18.7</b>	<b>\$71.2</b>	<b>\$25.1</b>	<b>\$115.0</b>	<b>1.803%</b>	<b>44.49%</b>
<b>Total</b>		<b>\$162.2</b>	<b>\$71.2</b>	<b>\$25.1</b>	<b>\$258.5</b>	<b>3.130%</b>	<b>100.00%</b>

# Portfolio Yield Comparison



## TREASURER'S REPORT OF FINANCIAL AFFAIRS

For the Month Ended March 31, 2023



All investment transactions have been executed in accordance with the criteria stated in the Agency's Investment Policy (Resolution No. 2022-4-8) adopted by the Inland Empire Utilities Agency's Board of Directors during its regular meeting held on April 20, 2022.

The funds anticipated to be available during the next six-month period are expected to be sufficient to meet all foreseen expenditures during the period.

\* A Municipal Water District

**INLAND EMPIRE UTILITIES AGENCY**  
**Cash and Investment Summary**

Month Ended  
March 31, 2023

	March	February	Variance
<b><u>Cash, Bank Deposits, and Bank Investment Accounts</u></b>	\$2,006,641	\$2,210,084	(\$203,443)
<b><u>Investments</u></b>			
<b>Agency Managed</b>			
Citizens Business Bank (CBB) Repurchase (Sweep)	\$9,889,435	\$5,652,002	\$4,237,433
Local Agency Investment Fund (LAIF)	22,582,810	22,582,810	-
California Asset Management Program (CAMP)	111,008,149	119,540,670	(8,532,521)
<b>Total Agency Managed Investments</b>	143,480,394	147,775,482	(\$4,295,088)
<b>PFM Managed</b>			
Certificates of Deposit	\$1,065,000	\$1,810,000	(\$745,000)
Municipal Bonds	2,140,781	2,140,811	(30)
Supra-National Agency Bonds	1,669,390	1,669,355	35
Medium Term Notes	20,249,927	20,856,036	(606,109)
U.S. Treasury Notes	68,095,757	66,344,199	1,751,558
U.S. Government Sponsored Entities	21,764,545	21,765,784	(1,239)
<b>Total PFM Managed Investments</b>	114,985,400	114,586,185	\$399,215
<b>Total Investments</b>	\$258,465,794	\$262,361,667	(\$3,895,873)
<b>Total Cash and Investments Available to the Agency</b>	\$260,472,435	\$264,571,751	(\$4,099,316)
<b><u>Restricted Deposits</u></b>			
CAMP Water Connection Reserve	\$26,731,371	\$26,053,029	\$678,342
LAIF Self Insurance Reserve	6,573,509	6,573,509	-
Bond and Note Accounts	18,874,023	18,805,736	68,287
2020B Construction Accounts	55,823,224	55,779,288	43,936
California Employers' Retirement Benefit Trust Account - CERBT (Other Post Employment Benefits - OPEB)	20,429,685	20,070,634	359,051
Escrow Deposits	10,520,952	10,512,300	8,652
<b>Total Restricted Deposits</b>	\$138,952,764	\$137,794,496	\$1,158,268
<b>Total Cash, Investments, and Restricted Deposits</b>	<b>\$399,425,199</b>	<b>\$402,366,247</b>	<b>(\$2,941,048)</b>



**INLAND EMPIRE UTILITIES AGENCY**  
**Cash and Investment Summary**

Month Ended  
March 31, 2023

**Cash, Bank Deposits, and Bank Investment Accounts**

CBB Demand Account (Negative balance offset by CBB Sweep Balance)	\$1,559,111
CBB Payroll Account	-
CBB Workers' Compensation Account	59,431
Subtotal Demand Deposits	<u>\$1,618,542</u>

**Other Cash and Bank Accounts**

Petty Cash	\$2,250
Subtotal Other Cash	<u>\$2,250</u>

**US Bank Pre-Investment Money Market Account**

\$385,849

***Total Cash and Bank Accounts***

**\$2,006,641**

**Unrestricted Investments**

**CBB Repurchase (Sweep) Investments**

Fannie Mae (FNMA)	\$9,889,435
Subtotal CBB Repurchase (Sweep)	<u>\$9,889,435</u>

**Local Agency Investment Fund (LAIF)**

LAIF Fund	\$22,582,810
Subtotal Local Agency Investment Fund	<u>\$22,582,810</u>

**California Asset Management Program (CAMP)**

Short Term	\$111,008,149
Subtotal CAMP	<u>\$111,008,149</u>

**Subtotal Agency Managed Investment Accounts**

**\$143,480,394**

**Brokered Certificates of Deposit**

Brokered Certificates of Deposit	\$1,065,000
Subtotal Brokered Certificates of Deposit	<u>\$1,065,000</u>

**Supra-National Agency Bonds**

Inter-American Development Bank Notes	\$1,669,390
Subtotal Supra-National Agency Bonds	<u>\$1,669,390</u>

**INLAND EMPIRE UTILITIES AGENCY**  
**Cash and Investment Summary**

Month Ended  
March 31, 2023

**Municipal Bonds**

Subtotal State and Local Municipal Bonds	\$2,140,781
Subtotal State and Municipal Bonds	<u>\$2,140,781</u>

**Medium Term Notes**

Medium Term Notes	\$20,249,927
Subtotal Medium Term Notes	<u>\$20,249,927</u>

**U.S. Treasury Notes**

Treasury Note	\$68,095,757
Subtotal U.S. Treasury Notes	<u>\$68,095,757</u>

**U.S. Government Sponsored Entities**

Fannie Mae Bank	\$14,592,699
Freddie Mac Bank	5,160,253
Federal Home Loan Bank	<u>2,011,593</u>
Subtotal U.S. Government Sponsored Entities	<u>\$21,764,545</u>

<b>Subtotal PFM Managed Investment Accounts</b>	<u><b>\$114,985,400</b></u>
---	-----------------------------

<b><i>Total Investments</i></b>	<u><b>\$258,465,794</b></u>
---------------------------------	-----------------------------

**Restricted Deposits**

**Investment Pool Accounts**

CAMP - Water Connection Reserves	\$26,731,371
LAIF - Self Insurance Fund Reserves	<u>6,573,509</u>
Subtotal Investment Pool Accounts	<u>\$33,304,880</u>

**Bond and Note Accounts**

2017A Debt Service Accounts	\$431
2020A Debt Service Accounts	1
2020B Debt Service Accounts	39
2020B Capitalized Interest	<u>18,873,552</u>
Subtotal Bond and Note Accounts	<u>\$18,874,023</u>

**INLAND EMPIRE UTILITIES AGENCY**  
**Cash and Investment Summary**

Month Ended  
March 31, 2023

**Restricted Deposits Continued**

**2020B Construction Project Accounts**

LAIF Construction Project Accounts	\$44,996,548
CAMP Construction Project Accounts	10,826,676
Subtotal 2020B Construction Project Accounts	<u>\$55,823,224</u>

**CalPERS**

CERBT Account (OPEB)	\$20,429,685
Subtotal CalPERS Accounts	<u>\$20,429,685</u>

**Escrow Deposits**

W.M. Lyles Construction	\$9,986,882
MNR Construction, Inc.	534,070
Subtotal Escrow Deposits	<u>\$10,520,952</u>

***Total Restricted Deposits***

\$138,952,764

***Total Cash, Investments, and Restricted Deposits as of March 31, 2023***

\$399,425,199

Total Cash, Investments, and Restricted Deposits as of 03/31/23

\$399,425,199

Less: Total Cash, Investments, and Restricted Deposits as of 02/28/23

402,366,247

***Total Monthly Increase (Decrease)***

(\$2,941,048)

# INLAND EMPIRE UTILITIES AGENCY

## Cash and Investment Summary

Month Ended  
March 31, 2023

Par	Cost Basis	Term	March	% Coupon	% Yield to Maturity	Maturity	Market
Amount	Amount	(Days)	Value			Date	Value

### Cash, Bank Deposits, and Bank Investment Accounts

#### **Citizens Business Bank (CBB)**

Demand Account	\$1,559,111	\$1,559,111	N/A	\$1,559,111	N/A	N/A	\$1,559,111
Payroll Checking	0	0	N/A	0	N/A	N/A	0
Workers' Compensation Account	59,431	59,431	N/A	59,431	N/A	N/A	59,431
Subtotal CBB Accounts	\$1,618,542	\$1,618,542		\$1,618,542			\$1,618,542

#### **US Bank (USB)**

Custodial Money Market ( <i>Investment Mgmt.</i> )	\$2,794	\$2,794	N/A	\$2,794	4.22%	N/A	\$2,794
Custodial Money Market ( <i>Debt Service</i> )	383,055	383,055	N/A	383,055	4.22%	N/A	383,055
Subtotal USB Account	\$385,849	\$385,849		\$385,849	4.22%		\$385,849

Petty Cash	\$2,250	\$2,250	N/A	\$2,250	N/A	N/A	\$2,250
------------	---------	---------	-----	---------	-----	-----	---------

<b>Total Cash, Bank Deposits and Bank Investment Accounts</b>	<b>\$2,006,641</b>	<b>\$2,006,641</b>		<b>\$2,006,641</b>			<b>\$2,006,641</b>
---	--------------------	--------------------	--	--------------------	--	--	--------------------

### Investments

#### **CBB Daily Repurchase (Sweep) Accounts**

Fannie Mae (FNMA)	\$9,889,435	\$9,889,435	N/A	\$9,889,435	0.50%	N/A	\$9,889,435
Subtotal CBB Repurchase Accounts	\$9,889,435	\$9,889,435		\$9,889,435	0.50%		\$9,889,435

#### **LAIF Accounts**

Non-Restricted Funds	\$22,582,810	\$22,582,810	N/A	\$22,582,810	2.831%	N/A	\$22,582,810
Subtotal LAIF Accounts	\$22,582,810	\$22,582,810		\$22,582,810	2.831%		\$22,582,810

#### **CAMP Accounts**

Non-Restricted Funds	\$111,008,149	\$111,008,149	N/A	\$111,008,149	4.80%	N/A	\$111,008,149
Subtotal CAMP Accounts	\$111,008,149	\$111,008,149		\$111,008,149	4.80%		\$111,008,149

<b>Subtotal Agency Managed Investment Accounts</b>	<b>\$143,480,394</b>	<b>\$143,480,394</b>		<b>\$143,480,394</b>	<b>4.19%</b>		<b>\$143,480,394</b>
--	----------------------	----------------------	--	----------------------	--------------	--	----------------------

#### **Brokered Certificates of Deposit (CDs)**

Toronto Dominion Bank NY	\$1,065,000	\$1,065,000	1312	\$1,065,000	5.47%	5.44%	10/25/24	\$1,064,404
Subtotal Brokered CDs	\$1,065,000	\$1,065,000		\$1,065,000		5.44%		\$1,064,404



**INLAND EMPIRE UTILITIES AGENCY**  
**Cash and Investment Summary**

Month Ended  
March 31, 2023

Par	Cost Basis	Term	March	%	%	Maturity	Market
Amount	Amount	(Days)	Value	Coupon	Yield to Maturity	Date	Value

**Investments (continued)**

**US Treasury Note**

US Treasury Note	\$1,110,000	\$1,108,136	30	\$1,108,198	2.75%	4.73%	04/30/23	\$1,108,092
US Treasury Note	1,875,000	1,870,898	877	1,873,934	0.25%	0.34%	11/15/23	1,823,145
US Treasury Note	1,825,000	1,843,464	1713	1,827,458	2.75%	2.52%	11/15/23	1,801,617
US Treasury Note	2,525,000	2,479,826	1786	2,518,854	2.13%	2.52%	11/30/23	2,482,391
US Treasury Note	990,000	988,608	1044	989,656	0.13%	0.17%	12/15/23	958,753
US Treasury Note	120,000	120,356	1813	120,054	2.63%	2.56%	12/31/23	118,181
US Treasury Note	810,000	806,235	917	808,813	0.13%	0.31%	01/15/24	781,270
US Treasury Note	675,000	709,778	566	687,477	2.38%	0.35%	02/29/24	660,762
US Treasury Note	2,345,000	2,355,534	1792	2,347,322	2.00%	1.90%	04/30/24	2,279,780
US Treasury Note	210,000	208,679	1059	209,489	0.25%	0.47%	05/15/24	200,222
US Treasury Note	575,000	580,930	1824	576,482	2.00%	1.78%	06/30/24	557,750
US Treasury Note	1,000,000	1,016,172	2183	1,004,332	2.13%	1.78%	07/31/24	970,313
US Treasury Note	1,310,000	1,349,146	1824	1,321,761	2.13%	1.50%	09/30/24	1,268,448
US Treasury Note	595,000	614,454	1822	601,182	2.25%	1.57%	10/31/24	576,592
US Treasury Note	510,000	521,814	1789	514,022	2.13%	1.63%	11/30/24	492,708
US Treasury Note	1,820,000	1,876,875	1258	1,847,533	1.50%	0.58%	11/30/24	1,740,659
US Treasury Note	1,445,000	1,383,588	1009	1,405,134	1.13%	2.73%	01/15/25	1,369,363
US Treasury Note	340,000	335,232	1475	337,443	0.25%	0.60%	05/31/25	313,703
US Treasury Note	1,900,000	1,866,230	1440	1,881,450	0.25%	0.71%	05/31/25	1,753,047
US Treasury Note	2,050,000	2,027,898	1488	2,036,885	0.25%	0.52%	08/31/25	1,877,992
US Treasury Note	990,000	968,228	1463	976,413	0.25%	0.81%	09/30/25	906,005
US Treasury Note	1,600,000	1,573,125	1482	1,583,443	0.25%	0.67%	09/30/25	1,464,250
US Treasury Note	435,000	427,965	1658	430,867	0.38%	0.74%	11/30/25	396,802
US Treasury Note	1,910,000	1,873,218	1623	1,887,926	0.38%	0.82%	11/30/25	1,742,278
US Treasury Note	2,925,000	2,845,591	1489	2,873,056	0.38%	1.06%	11/30/25	2,668,148
US Treasury Note	815,000	810,034	1814	812,248	0.38%	0.50%	12/31/25	742,669
US Treasury Note	1,780,000	1,751,145	1699	1,762,931	0.38%	0.73%	12/31/25	1,622,025
US Treasury Note	870,000	820,995	1439	834,719	0.38%	1.86%	01/31/26	789,797
US Treasury Note	1,520,000	1,466,087	1486	1,482,414	0.38%	1.27%	01/31/26	1,379,875
US Treasury Note	1,540,000	1,400,437	1368	1,434,308	0.38%	2.95%	01/31/26	1,398,031
US Treasury Note	2,345,000	2,248,910	1479	2,277,692	0.38%	1.42%	01/31/26	2,128,820
US Treasury Note	2,940,000	3,257,428	1822	3,120,492	2.63%	0.43%	01/31/26	2,843,531
US Treasury Note	1,765,000	1,717,428	1850	1,732,217	0.50%	1.15%	02/28/26	1,603,944
US Treasury Note	3,110,000	3,068,088	1821	3,085,511	0.50%	0.78%	02/28/26	2,826,212
US Treasury N/B Note	1,360,000	1,359,469	1664	1,359,650	0.75%	0.76%	03/31/26	1,244,188
US Treasury N/B Note	1,464,000	1,453,192	1805	1,457,078	0.75%	0.90%	05/31/26	1,331,554
US Treasury N/B Note	2,120,000	1,942,947	1453	1,979,137	0.75%	2.99%	05/31/26	1,928,206

**INLAND EMPIRE UTILITIES AGENCY**  
**Cash and Investment Summary**

Month Ended  
March 31, 2023

	Par	Cost Basis	Term	March	%	%	Maturity	Market
	Amount	Amount	(Days)	Value	Coupon	Yield to Maturity	Date	Value
<b><u>Investments (continued)</u></b>								
US Treasury N/B Note	\$890,000	\$819,461	1637	\$834,930	0.88%	2.77%	09/30/26	\$806,006
US Treasury N/B Note	1,190,000	1,086,851	1604	1,107,815	0.88%	3.00%	09/30/26	1,077,694
US Treasury Note	1,500,000	1,457,637	1686	1,464,421	2.25%	2.91%	02/15/27	1,421,016
US Treasury N/B Note	2,115,000	1,890,281	1729	1,921,344	0.50%	2.92%	04/30/27	1,862,192
US Treasury Note	1,055,000	936,436	1784	951,921	0.50%	2.99%	06/30/27	923,949
US Treasury Note	3,315,000	3,142,905	1804	3,162,652	2.25%	3.40%	08/15/27	3,126,977
US Treasury Note	1,965,000	1,952,181	1792	1,953,247	4.13%	4.27%	09/30/27	2,002,151
US Treasury Note	1,120,000	1,120,366	1788	1,119,387	4.13%	3.81%	10/31/27	1,126,409
US Treasury Note	2,165,000	1,843,717	1788	1,859,243	0.50%	3.91%	10/31/27	1,878,476
US Treasury Note	620,000	613,122	1909	613,216	4.00%	4.25%	02/29/28	631,237
Subtotal US Treasuries	\$69,439,000	\$67,911,096		\$68,095,757		1.81%		\$65,007,230
<b><u>U.S. Government Sponsored Entities</u></b>								
Fannie Mae Bond	\$645,000	\$645,000	1,092	\$645,000	0.36%	0.36%	08/18/23	\$634,111
Freddie Mac Bond	885,000	884,097	1,098	884,881	0.25%	0.28%	08/24/23	869,037
Fannie Mae Bond	855,000	853,273	1,741	854,837	2.88%	2.92%	09/12/23	847,282
Fannie Mae Bond	1,820,000	1,803,274	1,772	1,818,452	2.88%	3.08%	09/12/23	1,803,571
Freddie Mac Bond	805,000	804,203	1,095	804,820	0.25%	0.28%	12/04/23	780,661
Federal Home Loan Bank	870,000	895,642	1,772	873,632	3.38%	2.72%	12/08/23	861,210
Federal Home Loan Bank	190,000	189,327	1,824	189,883	2.50%	2.58%	02/13/24	186,233
Fannie Mae Bond	2,055,000	2,130,234	1,769	2,082,516	1.63%	0.85%	01/07/25	1,964,714
Freddie Mac Bond	1,215,000	1,214,065	1,825	1,214,650	1.50%	1.52%	02/12/25	1,156,940
Federal Home Loan Bank	950,000	945,288	1,824	948,078	0.50%	0.60%	04/14/25	882,628
Fannie Mae Bond	495,000	496,629	1,792	495,683	0.63%	0.56%	04/22/25	460,824
Fannie Mae Bond	1,275,000	1,272,373	1,824	1,273,917	0.63%	0.67%	04/22/25	1,186,971
Fannie Mae Bond	1,425,000	1,432,296	1,782	1,428,079	0.63%	0.52%	04/22/25	1,326,615
Fannie Mae Bond	240,000	241,126	1,716	240,530	0.50%	0.40%	06/17/25	221,864
Fannie Mae Bond	995,000	996,473	1,693	995,703	0.50%	0.47%	06/17/25	919,810
Fannie Mae Bond	1,435,000	1,441,931	1,778	1,438,150	0.50%	0.40%	06/17/25	1,326,560
Fannie Mae Bond	1,480,000	1,476,936	1,824	1,478,643	0.50%	0.54%	06/17/25	1,368,159
Freddie Mac Bond	895,000	890,543	1,824	892,943	0.38%	0.48%	07/21/25	822,729
Fannie Mae Bond	950,000	945,554	1,824	947,862	0.38%	0.47%	08/25/25	870,696
Freddie Mac Bond	1,365,000	1,360,891	1,824	1,362,959	0.38%	0.44%	09/23/25	1,248,440
Fannie Mae Bond	895,000	891,796	1,821	893,327	0.50%	0.57%	11/07/25	817,893
Subtotal U.S. Gov't Sponsored Entities	\$21,740,000	\$21,810,951		\$21,764,545		0.995%		\$20,556,948
<b><u>Supra-National Agency Bond</u></b>								
Inter-American Development Bank Notes	\$1,670,000	\$1,668,764	1,096	\$1,669,390	0.50%	0.52%	09/23/24	\$1,579,205
Subtotal Supra-National Agency Bond	\$1,670,000	\$1,668,764		\$1,669,390		0.52%		\$1,579,205

**INLAND EMPIRE UTILITIES AGENCY**  
**Cash and Investment Summary**

Month Ended  
March 31, 2023

Par	Cost Basis	Term	March	%	%	Maturity	Market
Amount	Amount	(Days)	Value	Coupon	Yield to Maturity	Date	Value

**Investments (continued)**

**Municipal Bonds**

CA State Earthquake Authority Taxable Rev	\$195,000	\$195,000	949	\$195,000	1.48%	1.48%	07/01/23	\$193,153
Maryland State GO Bond	250,000	249,930	1457	249,976	0.51%	0.52%	08/01/24	237,965
CA State Dept of Wtr Res	100,000	100,000	1578	100,000	0.56%	0.56%	12/01/24	93,391
Univ. of CA Revenue Bond	90,000	90,326	1764	90,140	0.88%	0.81%	05/15/25	83,745
Univ. of CA Revenue Bond	205,000	205,000	1764	205,000	0.88%	0.88%	05/15/25	190,753
Florida State Board of Admin. Taxable Rev	200,000	201,414	1749	200,665	1.26%	1.11%	07/01/25	186,320
Florida State Board of Admin. Taxable Rev	520,000	520,000	1749	520,000	1.26%	1.26%	07/01/25	484,432
Los Angeles CCD CA Taxable GO Bonds	375,000	375,000	1725	375,000	0.77%	0.77%	08/01/25	344,857
NJ TPK Authority	205,000	205,000	1792	205,000	1.05%	1.05%	01/01/26	184,951
Subtotal State and Local Municipal Bonds	\$2,140,000	\$2,141,670		\$2,140,781		0.99%		\$1,999,567

**Medium Term Notes**

Apple Inc. Corp.	\$565,000	\$563,463	1095	\$564,944	0.75%	0.84%	05/11/23	\$561,987
UnitedHealth Group Inc	720,000	755,741	1330	722,015	3.50%	2.08%	06/15/23	717,391
Pfizer Inc	1,260,000	1,276,393	1807	1,262,950	2.95%	2.67%	03/15/24	1,237,750
Amazon Com. Inc.	560,000	559,182	1096	559,696	0.45%	0.50%	05/12/24	536,015
Walmart Inc	1,425,000	1,495,195	1768	1,442,529	2.85%	1.78%	07/08/24	1,392,920
JP Morgan Chase	570,000	570,000	1461	570,000	0.65%	0.65%	09/16/24	556,207
Bank of America	725,000	725,000	1464	725,000	0.81%	0.81%	10/24/24	704,652
John Deere Capital Corp	790,000	770,045	1037	777,492	1.25%	2.17%	01/10/25	747,002
Toyota Motor	315,000	318,078	1724	316,221	1.80%	1.58%	02/13/25	299,370
Toyota Motor	425,000	429,152	1724	426,647	1.80%	1.58%	02/13/25	403,912
Novartis Capital	1,425,000	1,475,744	1743	1,444,385	1.75%	0.98%	02/14/25	1,353,217
JP Morgan Chase	555,000	555,000	1461	555,000	0.82%	0.82%	06/01/25	526,101
Pepsico Inc	1,115,000	1,092,510	1437	1,094,036	3.50%	4.37%	07/17/25	1,099,635
Intel Corp	1,115,000	1,091,474	1449	1,093,049	3.70%	4.60%	07/29/25	1,098,651
JP Morgan Chase	355,000	355,000	1460	355,000	0.77%	0.77%	08/09/25	333,399
Microsoft Corp (Callable)	560,000	543,346	1546	544,353	3.13%	4.28%	11/03/25	545,503
Bristol Myers	349,000	345,524	1606	346,929	0.75%	0.98%	11/13/25	318,678
Bank of Americ Corp	880,000	880,000	1472	880,000	3.38%	3.38%	04/02/26	844,170
Microsoft Corp (Callable)	1,100,000	1,112,199	1625	1,109,016	2.40%	2.14%	08/08/26	1,045,773
Mastercard Inc	1,705,000	1,621,148	1430	1,627,012	2.95%	4.33%	11/21/26	1,623,426
Target Corp	150,000	149,745	1817	149,806	1.95%	1.99%	01/15/27	138,682
Target Corp	690,000	689,579	1810	689,678	1.95%	1.96%	01/15/27	637,937
Truist Financial Corp	935,000	817,779	2010	833,139	1.13%	3.91%	08/03/27	791,207
Home Depot Inc	1,145,000	1,079,586	1726	1,081,950	2.80%	4.17%	09/14/27	1,084,687
Amazon Inc	1,075,000	1,079,322	1804	1,079,080	4.55%	4.46%	12/01/27	1,089,463
Subtotal Medium Term Notes	\$20,509,000	\$20,350,204		\$20,249,927		2.65%		\$19,687,735
<b>Subtotal PFM Managed Investment Accounts</b>	<b>\$116,563,000</b>	<b>\$114,947,685</b>		<b>\$114,985,400</b>		<b>1.806%</b>		<b>\$109,895,089</b>
<b>Total Investments</b>	<b>\$260,043,394</b>	<b>\$258,428,079</b>		<b>\$258,465,794</b>				<b>\$253,375,483</b>

(Source of Investment Amortized Cost: PFM)

**INLAND EMPIRE UTILITIES AGENCY**  
**Cash and Investment Summary**

Month Ended  
March 31, 2023

	Par	Cost Basis	Term	March	%	%	Maturity	Market
	Amount	Amount	(Days)	Value	Coupon	Yield to Maturity	Date	Value
<b>Restricted Deposits</b>								
<b>Investment Pool Accounts</b>								
CAMP - Water Connection Reserves	\$26,731,371	\$26,731,371	N/A	\$26,731,371		4.80%	N/A	\$26,731,371
LAIF - Self Insurance Reserves	6,573,509	6,573,509	N/A	6,573,509		2.83%	N/A	6,573,509
<b>Total Investment Pool Accounts</b>	<b>\$33,304,880</b>	<b>\$33,304,880</b>		<b>\$33,304,880</b>		<b>4.41%</b>		<b>\$33,304,880</b>
<b>Bond and Note Accounts</b>								
2017A Debt Service Accounts	\$431	\$431	N/A	\$431		0.00%	N/A	\$431
2020A Debt Service Accounts	1	1	N/A	1		0.00%	N/A	1
2020B Debt Service Accounts	39	39	N/A	39		0.00%	N/A	39
2020B Capitalized Interest Account	18,873,552	18,873,552	N/A	18,873,552		4.80%	N/A	18,873,552
<b>Total Bond and Note Accounts</b>	<b>\$18,874,023</b>	<b>\$18,874,023</b>		<b>\$18,874,023</b>		<b>4.80%</b>		<b>\$18,874,023</b>
<b>2020B Construction Project Account</b>								
LAIF Construction Fund	\$44,996,548	\$44,996,548	N/A	\$44,996,548		2.83%	N/A	\$44,996,548
CAMP Construction Fund	10,826,676	10,826,676		10,826,676		4.80%	N/A	10,826,676
Subtotal 2020B Construction Fund	\$55,823,224	\$55,823,224		\$55,823,224		3.21%		\$55,823,224
<b>Total 2020B Construction Project Accts</b>	<b>\$55,823,224</b>	<b>\$55,823,224</b>		<b>\$55,823,224</b>		<b>3.213%</b>		<b>\$55,823,224</b>
<b>CalPERS Deposits</b>								
CERBT Account (OPEB)	\$16,000,000	\$16,000,000	N/A	\$20,429,685		N/A	N/A	\$20,429,685
Subtotal CalPERS Deposits	\$16,000,000	\$16,000,000		\$20,429,685				\$20,429,685
<i>CERBT Strategy 2 Performance as of February 28, 2023 based on 1 year net return was -11.27%</i>								
<b>Escrow Deposits</b>								
W. M. Lyles Construction	\$9,986,882	\$9,986,882	N/A	\$9,986,882		N/A	N/A	\$9,986,882
MNR Construction, Inc	534,070	534,070	N/A	534,070		N/A	N/A	534,070
Subtotal Escrow Deposits	\$10,520,952	\$10,520,952		\$10,520,952				\$10,520,952
<b>Total Restricted Deposits</b>	<b>\$134,523,079</b>	<b>\$134,523,079</b>		<b>\$138,952,764</b>				<b>\$138,952,764</b>
<b>Total Cash, Investments, and Restricted Deposits as of March 31, 2023</b>	<b>\$396,573,114</b>	<b>\$394,957,799</b>		<b>\$399,425,199</b>				<b>\$394,334,888</b>



**INLAND EMPIRE UTILITIES AGENCY**  
**Cash and Investment Summary**

Month Ended  
March 31, 2023

**March Purchases**

No.	Date	Transaction	Investment Security	Type	Par Amount Purchased	Investment Yield to Maturity
1	3/7/2023	Purchase	US Treasury Notes	US Treasury	\$620,000	4.250%
2	3/17/2023	Purchase	US Treasury Notes	US Treasury	745,000	5.740%
3	3/31/2023	Purchase	US Treasury Notes	US Treasury	1,110,000	4.730%
<b>Total Purchases</b>					<b><u>\$ 2,475,000</u></b>	

**March Investment Maturities, Calls & Sales**

No.	Date	Transaction	Investment Security	Type	Par Amount Matured/Sold	Investment Yield to Maturity
1	3/7/2023	Sale	Bank of NY Melon Corporate Notes	Corporate	\$610,000	3.270%
2	3/17/2023	Mature	Credit Suisse New York Cert Deposit	Certificate of Deposit	745,000	0.590%
3	3/31/2023	Mature	US Treasury Note	US Treasury	745,000	5.740%
<b>Total Maturities, Calls &amp; Sales</b>					<b><u>\$ 2,100,000</u></b>	

**INLAND EMPIRE UTILITIES AGENCY**  
**Cash and Investment Summary**

Month Ended  
March 31, 2023

**Directed Investment Category**

CBB Repurchase (Sweep)  
LAIF - Unrestricted  
CAMP - Unrestricted  
Brokered Certificates of Deposit  
Medium Term Notes  
Municipal Bonds  
Supra-National Bonds  
US Treasury Notes  
U.S. Government Sponsored Entities

***Total Investment Portfolio***

***Investment Portfolio Rate of Return***

<b>Amount Invested</b>	<b>Yield</b>
\$9,889,435	0.500%
22,582,810	2.831%
111,008,149	4.800%
1,065,000	5.440%
20,249,927	2.655%
2,140,781	0.986%
1,669,390	0.520%
68,095,757	1.809%
21,764,545	0.995%
<b>\$258,465,794</b>	

**3.130%**

**Restricted/Transitory/Other Accounts**

CCRA Deposits Held by Member Agencies  
CalPERS OPEB (CERBT) Account  
CAMP Restricted Water Connection Reserve  
LAIF Restricted Insurance Reserve  
US Bank - 2017A Debt Service Accounts  
US Bank - 2020A Refunding Bond Accounts  
US Bank - 2020B Revenue Note Accounts  
US Bank - Pre-Investment Money Market Account  
LAIF Construction Account  
CAMP Construction Account  
Citizens Business Bank - Demand Account  
Citizens Business Bank - Workers' Compensation Account  
Citizens Business Bank - Payroll Account  
Other Accounts\*  
Escrow Account

***Total Restricted/Transitory/Other Accounts***

***Average Yield of Other Accounts***

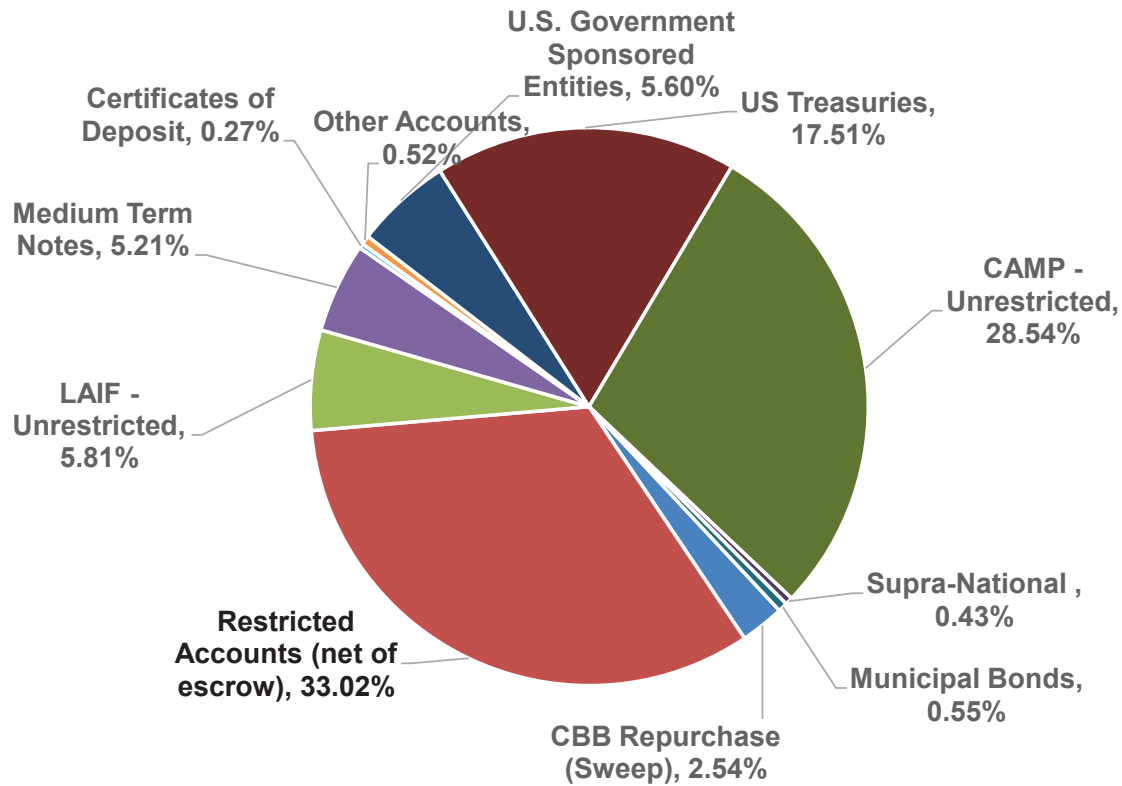
**Total Agency Directed Deposits**

<b>Amount Invested</b>	<b>Yield</b>
\$0	N/A
20,429,685	N/A
26,731,371	4.800%
6,573,509	2.831%
431	0.000%
1	0.000%
18,873,591	4.800%
385,849	4.220%
44,996,548	2.831%
10,826,676	4.800%
1,559,111	N/A
59,431	N/A
0	N/A
2,250	N/A
10,520,952	N/A
<b>\$140,959,405</b>	
<b>\$399,425,199</b>	

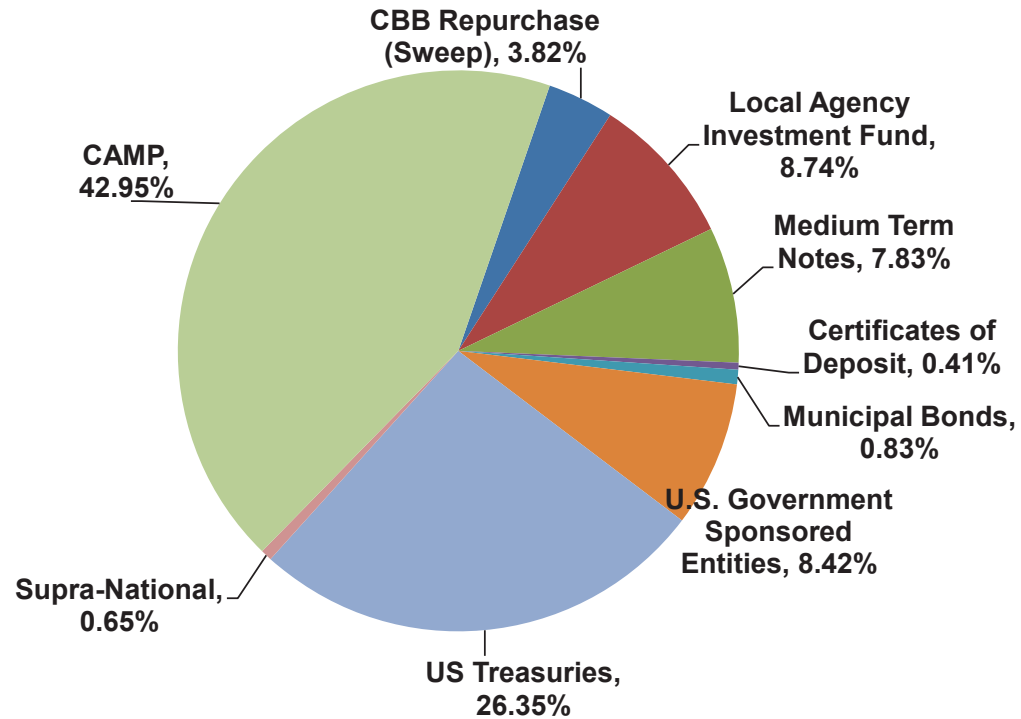
**3.861%**

\*Petty Cash

***Inland Empire Utilities Agency***  
**Treasurer's Report of Financial Affairs**  
Month Ended March 31, 2023  
Agency Investment Portfolio (Net of Escrow Accounts)  
**\$388,904,247**

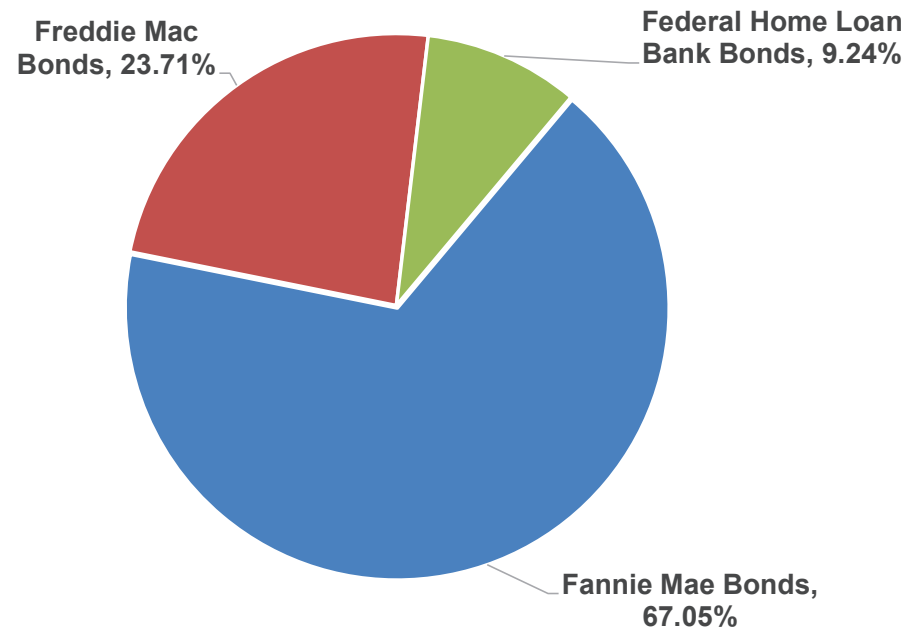


***Inland Empire Utilities Agency***  
**Treasurer's Report of Financial Affairs**  
Month Ended March 31, 2023  
Unrestricted Agency Investment Portfolio  
**\$258,465,794**

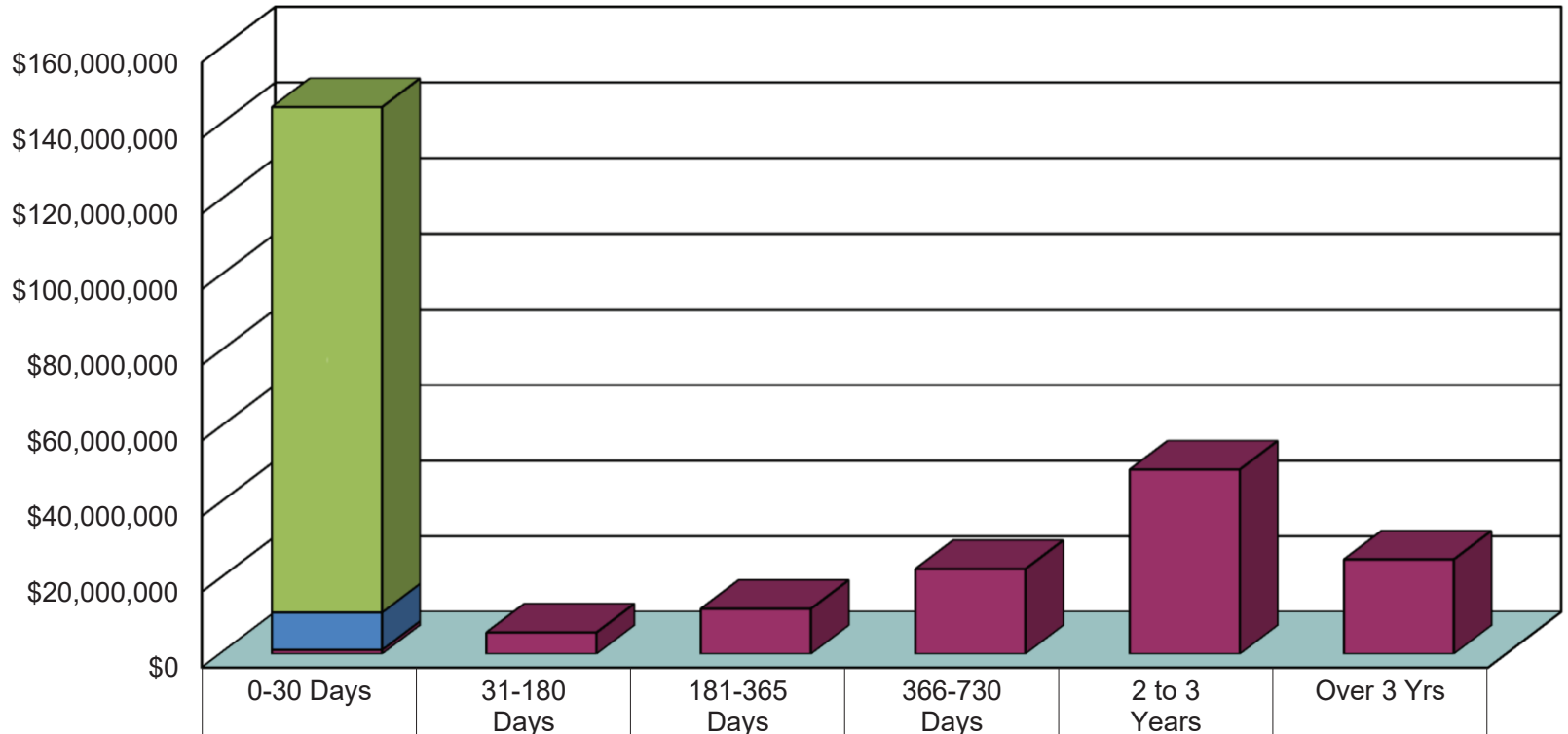




***Inland Empire Utilities Agency***  
**Treasurer's Report of Financial Affairs**  
Month Ended March 31, 2023  
U.S. Government Sponsored Entities Portfolio  
**\$21,764,545**

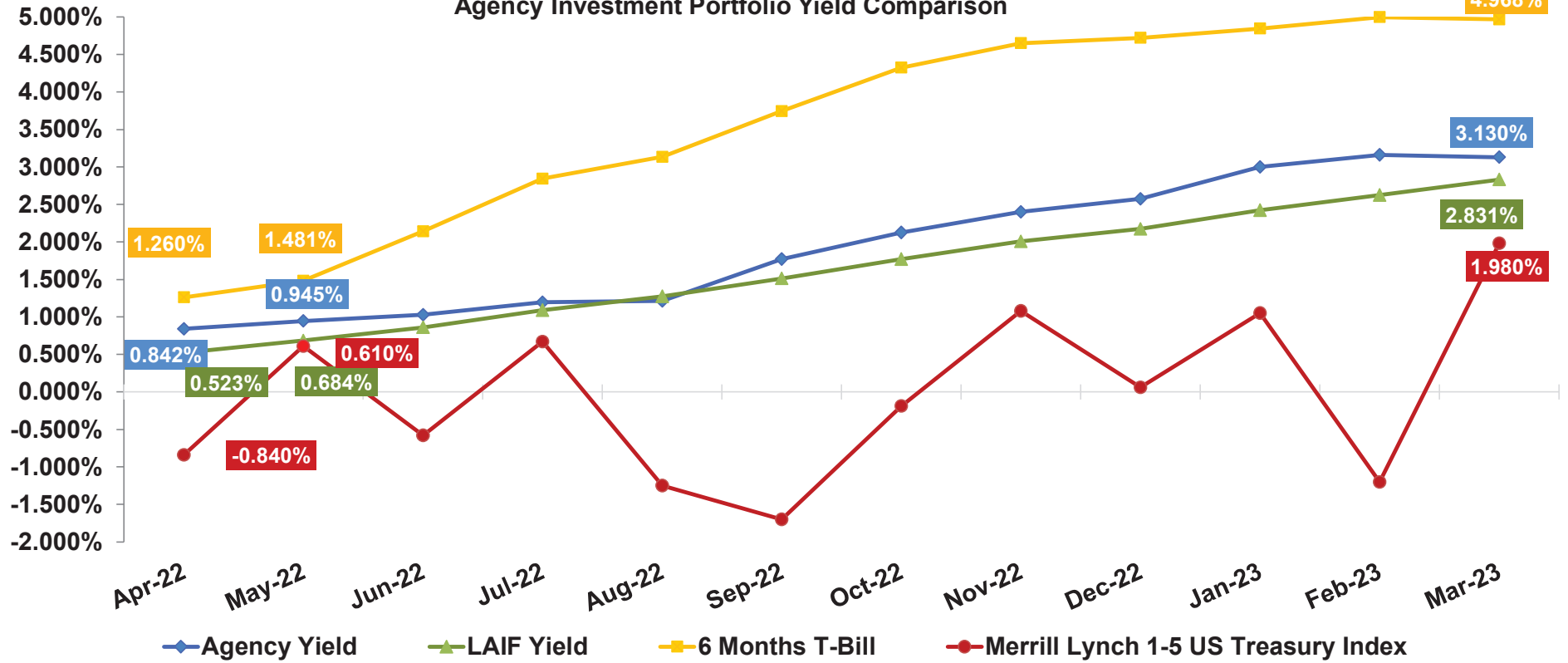


***Inland Empire Utilities Agency***  
**Treasurer's Report of Financial Affairs**  
**Month Ended March 31, 2023**  
***Agency Investment Portfolio Maturity Distribution (Unrestricted)***  
**\$258,465,794**



■ LAIF+CAMP	\$133,590,959					
■ CBB Repurchase (Sweep)	\$9,889,435					
■ GSE+CD+MTN+MUNI	\$1,108,198	\$5,685,129	\$11,957,531	\$22,470,759	\$48,769,711	\$24,994,072
□ Percent	55.94%	2.20%	4.63%	8.69%	18.87%	9.67%

**Inland Empire Utilities Agency  
Treasurer's Report of Financial Affairs  
Month Ended March 31, 2023  
Agency Investment Portfolio Yield Comparison**



**AGENCY  
REPRESENTATIVES'  
REPORTS**

**4A**





# SAWPA

**SANTA ANA WATERSHED PROJECT AUTHORITY**

11615 Sterling Avenue, Riverside, California 92503 • (951) 354-4220

This meeting will be conducted in person at the addresses listed below. As a convenience to the public, members of the public may also participate virtually using one of the options set forth below. Any member of the public may listen to the meeting or make comments to the Commission using the call-in number or Zoom link. However, in the event there is a disruption of service which prevents the Authority from broadcasting the meeting to members of the public, the meeting will not be postponed or rescheduled but will continue without remote participation. The remote participation option is provided as a convenience to the public and is not required. Members of the public are welcome to attend the meeting in-person.

<b>Meeting Access Via Computer (Zoom):</b>	<b>Meeting Access Via Telephone:</b>
<ul style="list-style-type: none"><li>• <a href="https://sawpa.zoom.us/j/83044826650">https://sawpa.zoom.us/j/83044826650</a></li></ul>	<ul style="list-style-type: none"><li>• 1 (669) 900-6833</li></ul>
<ul style="list-style-type: none"><li>• Meeting ID: 830 4482 6650</li></ul>	<ul style="list-style-type: none"><li>• Meeting ID: 830 4482 6650</li></ul>

## **REGULAR COMMISSION MEETING TUESDAY, MAY 16, 2023 – 9:30 A.M.**

Santa Ana Watershed Project Authority  
11615 Sterling Avenue  
Riverside, CA 92503

and

Hyatt Regency Sacramento  
1209 L Street  
Sacramento, CA 95814

## **AGENDA**

### **1. CALL TO ORDER/PLEDGE OF ALLEGIANCE (Bruce Whitaker, Chair)**

### **2. ROLL CALL**

### **3. PUBLIC COMMENTS**

Members of the public may address the Commission on items within the jurisdiction of the Commission; however, no action may be taken on an item not appearing on the agenda unless the action is otherwise authorized by Government Code §54954.2(b).

Members of the public may make comments in-person or electronically for the Commissions' consideration by sending them to [publiccomment@sawpa.org](mailto:publiccomment@sawpa.org) with the subject line "Public Comment". Submit your electronic comments by 5:00 p.m. on Monday, May 15, 2023. All public comments will be provided to the Chair and may be read into the record or compiled as part of the record. Individuals have a limit of three (3) minutes to make comments and will have the opportunity when called upon by the Commission.

### **4. ITEMS TO BE ADDED OR DELETED**

Pursuant to Government Code §54954.2(b), items may be added on which there is a need to take immediate action and the need for action came to the attention of the SAWPA Commission subsequent to the posting of the agenda.

### **5. CONSENT CALENDAR**

All matters listed on the Consent Calendar are considered routine and non-controversial and will be acted upon by the Commission by one motion as listed below.

**A. APPROVAL OF MEETING MINUTES: APRIL 18, 2023**

**Recommendation:** Approve as posted.

**B. SAWPA BUILDING LANDSCAPING REFRESH AND IRRIGATION REPLACEMENT (CM#2023.26)**

**Recommendation:** Approve \$6,520 from the Building Reserve Fund to update the design of the SAWPA Building Landscape and Irrigation Improvements.

**C. INLAND EMPIRE BRINE LINE RATE RESOLUTION (CM#2023.27)**

**Recommendation:** Adopt Resolution No. 2023-5 establishing the Fiscal Year 2023-24 Inland Empire Brine Line Rates to be effective July 1, 2023.

**6. NEW BUSINESS**

**A. RESOLUTION TO SUPPORT THE NOMINATION OF CATHY GREEN AS A CANDIDATE FOR THE POSITION OF ACWA PRESIDENT (CM#2023.28)**

**Presenter:** Jeff Mosher

**Recommendation:** Adopt Resolution No. 2023-6 to Support the Nomination of Cathy Green as a Candidate for the Position of Association of California Water Agencies (ACWA) President.

**B. RESOLUTION RECOGNIZING MARK R. NORTON FOR HIS CONTRIBUTIONS TO SAWPA (CM#2023.29)**

**Presenter:** Jeff Mosher

**Recommendation:** Adopt Resolution No. 2023-7 to recognize Mark R. Norton for his contributions and service to SAWPA.

**C. SB 366 (CABALLERO) – THE CALIFORNIA WATER PLAN: LONG-TERM SUPPLY TARGETS (CM#2023.30)**

**Presenter:** Jeff Mosher

**Recommendation:** Authorize the General Manager to send a support letter for SB 366 (Caballero) to pertinent legislators, which would require long-term water supply targets under the California Water Plan.

**7. INFORMATIONAL REPORTS**

**Recommendation:** Receive for information.

**A. CASH TRANSACTIONS REPORT – MARCH 2023**

**Presenter:** Karen Williams

**B. INTER-FUND BORROWING – MARCH 2023 (CM#2023.31)**

**Presenter:** Karen Williams

**C. PERFORMANCE INDICATORS/FINANCIAL REPORTING – MARCH 2023 (CM#2023.32)**

**Presenter:** Karen Williams

**D. PROJECT AGREEMENT 25 – OWOW FUND – FINANCIAL REPORT, FEBRUARY 2023**

**Presenter:** Karen Williams

**E. PROJECT AGREEMENT 26 – ROUNDTABLE FUND – FINANCIAL REPORT, FEBRUARY 2023**

**Presenter:** Karen Williams

**F. OWOW QUARTERLY STATUS REPORT: JANUARY – MARCH 2023**

**Presenter:** Rachel Gray

**G. ROUNDTABLES QUARTERLY STATUS REPORT: JANUARY – MARCH 2023**

**Presenter:** Rachel Gray

**H. GENERAL MANAGER REPORT**

**Presenter:** Jeff Mosher

**I. STATE LEGISLATIVE REPORT**

**Presenter:** Jeff Mosher

**J. CHAIR’S COMMENTS/REPORT**

**K. COMMISSIONERS’ COMMENTS**

**L. COMMISSIONERS’ REQUEST FOR FUTURE AGENDA ITEMS**

**8. CLOSED SESSION**

There were no Closed Session items anticipated at the time of the posting of this agenda.

**9. ADJOURNMENT**

**PLEASE NOTE:**

Americans with Disabilities Act: If you require any special disability related accommodations to participate in this meeting, call (951) 354-4220 or email [svilla@sawpa.org](mailto:svilla@sawpa.org). 48-hour notification prior to the meeting will enable staff to make reasonable arrangements to ensure accessibility for this meeting. Requests should specify the nature of the disability and the type of accommodation requested.

Materials related to an item on this agenda submitted to the Commission after distribution of the agenda packet are available for public inspection during normal business hours at the SAWPA office, 11615 Sterling Avenue, Riverside, and available at [www.sawpa.org](http://www.sawpa.org), subject to staff's ability to post documents prior to the meeting.

**Declaration of Posting**

I, Sara Villa, Clerk of the Board of the Santa Ana Watershed Project Authority declare that on May 11, 2023, a copy of this agenda has been uploaded to the SAWPA website at [www.sawpa.org](http://www.sawpa.org) and posted at SAWPA's office at 11615 Sterling Avenue, Riverside, California.

**AGENCY  
REPRESENTATIVES'  
REPORTS**

**4B**



# The Metropolitan Water District of Southern California

# Agenda

The mission of the Metropolitan Water District of Southern California is to provide its service area with adequate and reliable supplies of high-quality water to meet present and future needs in an environmentally and economically responsible way.

## Board of Directors - Final - Revised 2

**May 9, 2023**

**12:30 PM**

Tuesday, May 9, 2023 Meeting Schedule
08:30 a.m. FAIRP 10:30 a.m. LC 12:00 p.m. Break 12:30 p.m. BOD 02:30 p.m. EOP

Agendas, live streaming, meeting schedules, and other board materials are available here: <https://mwdh2o.legistar.com/Calendar.aspx>. A listen-only phone line is available at 1-877-853-5257; enter meeting ID: 891 1613 4145. Members of the public may present their comments to the Board on matters within their jurisdiction as listed on the agenda via in-person or teleconference. To participate via teleconference 1-833-548-0276 and enter meeting ID: 815 2066 4276 or click <https://us06web.zoom.us/j/81520664276pwd=a1RTQWh6V3h3ckFhNmduUWpKR1c2Zz09>

---

MWD Headquarters Building • 700 N. Alameda Street • Los Angeles, CA 90012

Teleconference Locations:

3008 W. 82nd Place • Inglewood, CA 90305

2680 W. Segerstrom Avenue Unit I, • Santa Ana CA 92704

Casa Munras Garden Hotel & Spa • 700 Munras Avenue, Monterey • Marbella Room, CA 93940

Fullerton City Hall Council Chambers • 303 W. Commonwealth Avenue • Fullerton, CA 92832

---

## 1. Call to Order

- a. Invocation: Vice Chair - Climate Action, Heather Repenning, City of Los Angeles
- b. Pledge of Allegiance: Director Dennis Erdman, Municipal Water District of Orange County

## 2. Roll Call

## 3. Determination of a Quorum

## 4. Community Reflections: Robert Sausedo and Jennie Carreon, Groundswell For Water Justice

## 5. Opportunity for members of the public to address the Board on matters within the Board's jurisdiction. (As required by Gov. Code §54954.3(a))

## 6. OTHER MATTERS AND REPORTS

- A. Report on Directors' Events Attended at Metropolitan's Expense [21-2116](#)  
**Attachments:** [05092023 BOD 6A Report](#)
- B. Chair's Monthly Activity Report [21-2117](#)  
**Attachments:** [05092023 BOD 6B Report](#)
- C. General Manager's summary of activities [21-2118](#)  
**Attachments:** [05092023 BOD 6C Report](#)
- D. General Counsel's summary of activities [21-2119](#)  
**Attachments:** [05092023 BOD 6D Report](#)
- E. General Auditor's summary of activities [21-2120](#)  
**Attachments:** [05092023 BOD 6E Report](#)
- F. Ethics Officer's summary of activities [21-2121](#)  
**Attachments:** [05092023 BOD 6F Report](#)

**\*\* CONSENT CALENDAR ITEMS -- ACTION \*\***

**7. CONSENT CALENDAR OTHER ITEMS - ACTION**

- A. Approval of the Minutes of the Board of the Directors Meeting for April 11, 2023 (Copies have been submitted to each Director, any additions, corrections, or omissions) [21-2115](#)  
**Attachments:** [05092023 BOD 7A \(04112023\) Minutes](#)
- B. Authorize the preparation of commendatory resolution supporting Cathy Green as Association of California Water Agencies President [21-2260](#)
- C. Approve Committee Assignments [21-2227](#)

**8. CONSENT CALENDAR ITEMS - ACTION**

- 7-1** Award a \$637,520 contract to Acro Constructors to upgrade the video production room at Metropolitan's Headquarters Building; the General Manager has determined that the proposed action is exempt or otherwise not subject to CEQA (EOT) **[21-2220](#)**
- Attachments:** [05092023 EOT 7-1 B-L](#)  
[05082023 EOT 7-1 Presentation](#)
- 7-2** Authorize an agreement with Arcadis U.S. Inc. for a not-to-exceed amount of \$550,000 to design, develop, and deploy Metropolitan's Capital Investment Plan Budget System Improvements; the General Manager has determined that the proposed action is exempt or otherwise not subject to CEQA (EOT) **[21-2221](#)**
- Attachments:** [05092023 EOT 7-2 B-L](#)  
[05082023 EOT 7-2 Presentation](#)
- 7-3** Authorize an increase of \$1.5 million to an existing agreement with Stantec Consulting Services Inc. for a new not-to-exceed total amount of \$1.69 million for preliminary design of a mechanical dewatering facility at the Joseph Jensen Water Treatment Plant; and an amendment to an agreement with Los Angeles Department of Water and Power to extend Metropolitan's use of two solids lagoons at the Aqueduct Filtration Plant; the General Manager has determined that the proposed actions are exempt or otherwise not subject to CEQA (EOT) **[21-2223](#)**
- Attachments:** [05092023 EOT 7-3 B-L](#)  
[05082023 EOT 7-3 Presentation](#)
- 7-4** Amend the Capital Investment Plan for fiscal years 2022/2023 and 2023/2024 to include the Diemer Helicopter Hydrant Facility project; the General Manager has determined that the proposed actions are exempt or otherwise not subject to CEQA (EOT) **[21-2224](#)**
- Attachments:** [05092023 EOT 7-4 B-L](#)  
[05082023 EOT 7-4 Presentation](#)

- 7-5** Award a \$1,466,665 procurement contract to B&K Valves & Equipment, Inc. for 72 combination air release/vacuum valves to be installed on San Diego Pipeline Nos. 3 and 5; the General Manager has determined that the proposed action is exempt or otherwise not subject to CEQA (EOT) **21-2226**

**Attachments:** [05092023 EOT 7-5 B-L](#)  
[05082023 EOT 7-5 Presentation](#)

- 7-6** Authorize an increase in the maximum amount payable under contract with Thompson Coburn LLP for legal advice on state and federal energy regulatory and contractual matters by \$200,000 to a maximum amount payable of \$300,000; the General Manager has determined that this proposed action is exempt or otherwise not subject to CEQA (LC) **21-2234**

**Attachments:** [05092023 LC 7-6 B-L](#)  
[05092023 LC 7-6 Presentation](#)

- 7-7** Approve changes in the Administrative Code to clarify provisions relating to Board committees and the role of the Vice Chairs of the Board, to delete references to certain Ad Hoc Committees, and to correct the pay grade for Board Executive Secretary due to elimination of the job title of Board Administrator; the General Manager has determined that this proposed action is exempt or otherwise not subject to CEQA (LC) **21-2233**

**Attachments:** [05092023 LC 7-7 B-L](#)  
[05092023 LC 7-7 Presentation](#)

**\*\* END OF CONSENT CALENDAR ITEMS \*\***

**9. OTHER BOARD ITEMS - ACTION**

- 8-1** Award a \$2,601,437 procurement contract to Sojitz Machinery Corporation of America for two large-diameter butterfly valves to be installed at the Foothill Pump Station Intertie as part of water supply reliability improvements in the Rialto Pipeline service area; the General Manager has determined that the proposed action is exempt or otherwise not subject to CEQA (This action is part of a series of projects that are being undertaken to improve the supply reliability for State Water Project dependent areas) (EOT) **21-2222**

**Attachments:** [05092023 EOT 8-1 B-L](#)  
[05082023 EOT 8-1 Presentation](#)



- 8-2** Award a \$5,266,000 contract to Leed Electric, Inc., to install 12 flow monitoring stations along the Colorado River Aqueduct conveyance system; the General Manager has determined that the proposed action is exempt or otherwise not subject to CEQA (EOT) **21-2225**

**Attachments:** [05092023 EOT 8-2 B-L](#)  
[05082023 EOT 8-2 Presentation](#)

- 8-3** Adopt a resolution to support an approximately \$20,900,000 grant application to the Sacramento-San Joaquin Delta Conservancy to develop a multi-benefit landscape opportunity on Webb Tract; and authorize the General Manager to accept the grant if awarded; the General Manager has determined that the proposed actions are exempt or otherwise not subject to CEQA. [REVISED SUBJECT 5/1/23] (OWS) **21-2229**

**Attachments:** [05092023 OWS 8-3 B-L](#)  
[05082023 OWS 8-3 Presentation](#)

- 8-4** Authorize the General Manager to enter into an agreement with Western Municipal Water District, Rubidoux Community Services District, West Valley Water District, and San Bernardino Valley Municipal Water District to deliver water to Western's service area through facilities not owned by Metropolitan or Western; the General Manager has determined that the proposed action is exempt or otherwise not subject to CEQA (OWS) **21-2231**

**Attachments:** [05092023 OWS 8-4 B-L](#)  
[05082023 OWS 8-4 Presentation](#)

- 8-5** Review and maintain the General Manager's implementation of the Cyclic Cost-Offset Program effective April 15, 2023 pursuant to the Program terms approved by the Board on April 9, 2019; the Program previously was determined to be exempt or otherwise not subject to CEQA. [REVISED SUBJECT 5/1/23] (OWS) **21-2232**

**Attachments:** [05092023 OWS 8-5 B-L \(REVISED\)](#)  
[05082023 OWS 8-5 Presentation](#)

- 8-6** Adopt resolution to continue Metropolitan's Water Standby Charge for fiscal year 2023/24; the General Manager has determined that the proposed action is exempt or otherwise not subject to CEQA (FAIRP) **21-2242**

**Attachments:** [05092023 FAIRP 8-6 B-L](#)  
[05092023 FAIRP 8-6 Presentation](#)

- 8-7** Report on litigation in Joshua Rivers v. Metropolitan Water District, Los Angeles County Superior Court Case No. 22STCV09741; and authorize increase in maximum amount payable under contract for legal services with Sheppard, Mullin Richter & Hampton LLP in the amount of \$150,000 for a total amount not to exceed \$250,000; the General Manager has determined that the proposed action is exempt or otherwise not subject to CEQA [Conference with legal counsel - existing litigation; to be heard in closed session pursuant to Gov. Code Section 54956.9(d)(1)] (LC) **21-2235**

- 8-8** Authorize filing a cross-complaint in Oswalt v. The Metropolitan Water District of Southern California, San Diego County Superior Court Case No. 37-2023-00009934-CU-PO-CTL; the General Manager has determined that the proposed action is exempt or otherwise not subject to CEQA [Conference with legal counsel – existing litigation and initiating litigation; to be heard in closed session pursuant to Gov. Code Section 54956.9(d)(1) and 54956.9(d)(4)]. [ADDED ITEM 5/2/23] (LC) **21-2269**

## **10. BOARD INFORMATION ITEMS**

- 9-1** Conservation Program Board Report **21-2114**

**Attachments:** [05092023 BOD 9-1 B-L](#)

- 9-2** Renewal Status of Metropolitan's Property and Casualty Insurance Program (FAIRP) **21-2237**

**Attachments:** [05092023 FAIRP 9-2 B-L](#)  
[05092023 FAIRP 9-2 Presentation](#)

## **11. OTHER MATTERS**

NONE

## **12. FOLLOW-UP ITEMS**

NONE

### **13. FUTURE AGENDA ITEMS**

### **14. ADJOURNMENT**

**NOTE:** Each agenda item with a committee designation will be considered and a recommendation may be made by one or more committees prior to consideration and final action by the full Board of Directors. The committee designation appears in parenthesis at the end of the description of the agenda item, e.g. (EOT). Board agendas may be obtained on Metropolitan's Web site <https://mwdh2o.legistar.com/Calendar.aspx>

Writings relating to open session agenda items distributed to Directors less than 72 hours prior to a regular meeting are available for public inspection at Metropolitan's Headquarters Building and on Metropolitan's Web site <https://mwdh2o.legistar.com/Calendar.aspx>.

Requests for a disability-related modification or accommodation, including auxiliary aids or services, in order to attend or participate in a meeting should be made to the Board Executive Secretary in advance of the meeting to ensure availability of the requested service or accommodation.

**AGENCY  
REPRESENTATIVES'  
REPORTS**

**4C**





## **Regional Sewerage Program Policy Committee Meeting**

### **AGENDA**

**Thursday, May 4, 2023  
3:30 p.m.**

**Agency Headquarters – Board Room  
6075 Kimball Avenue, Building A  
Chino, CA 91708**

**Telephone Access: (415) 856-9169/Conf ID: 966 283 115#**

The public may participate and provide public comment during the meeting by joining in person or by calling the number provided above. Comments may also be submitted by email to the Recording Secretary Laura Mantilla at [lmantilla@ieua.org](mailto:lmantilla@ieua.org) prior to the completion of the Public Comment section of the meeting. Comments will be distributed to the Policy Members.

---

**Call to Order**

**Roll Call**

**Flag Salute**

**Public Comment**

Members of the public may address the Committee on any item that is within the jurisdiction of the Committee; however, no action may be taken on any item not appearing on the agenda unless the action is otherwise authorized by Subdivision (b) of Section 54954.2 of the Government Code. Comments will be limited to three minutes per speaker.

**Additions to the Agenda**

In accordance with Section 54954.2 of the Government Code (Brown Act), additions to the agenda require two-thirds vote of the legislative body, or, if less than two-thirds of the members are present, a unanimous vote of those members present, that there is a need to take immediate action and that the need for action came to the attention of the local agency subsequent to the agenda being posted.

*(Continued)*

**1. Technical Committee Report (Oral)**

**2. Action Item**

- A. Approval of April 6, 2023 Policy Committee Meeting Minutes
- B. RP-1 Digesters 6 and 7 Rehabilitation and Roof Repairs Construction Contract Award
- C. RP-1 SCADA Migration Project Construction Contract Award

**3. Informational Items**

- A. Fiscal Years 2023/24 and 2024/25 Biennial Budget Overview of the Regional Wastewater and Recycled Water Programs
- B. Recycled Water Groundwater Recharge Update
- C. Operations & Maintenance Department Quarterly Update

**4. Receive and File**

- A. Building Activity Report
- B. Recycled Water Distribution – Operations Summary

**5. Other Business**

- A. IEUA General Manager's Update
- B. Committee Member Requested Agenda Items for Next Meeting
- C. Committee Member Comments
- D. Next Meeting – June 1, 2023

**Adjourn**

**DECLARATION OF POSTING**

---

I, Laura Mantilla, Executive Assistant of the Inland Empire Utilities Agency\*, a Municipal Water District, hereby certify that per Government Code Section 54954.2, a copy of this agenda has been posted at the Agency's main office, 6075 Kimball Avenue, Building A, Chino, CA and on the Agency's website at [www.ieua.org](http://www.ieua.org) at least seventy-two (72) hours prior to the meeting date and time above.

In compliance with the Americans with Disabilities Act, if you need special assistance to participate in this meeting, please contact Laura Mantilla at (909) 993-1944 or [lmantilla@ieua.org](mailto:lmantilla@ieua.org) 48 hours prior to the scheduled meeting so that IEUA can make reasonable arrangements to ensure accessibility.

**AGENCY  
REPRESENTATIVES'  
REPORTS**

**4D**

**CHINO BASIN WATERMASTER  
WATERMASTER BOARD MEETING**

11:00 a.m. – April 27, 2023

*Mr. Jim Curatalo, Chair*

*Mr. Jeff Pierson, Vice-Chair*

*Mr. Bob Kuhn, Secretary/Treasurer*

**At The Offices Of**

**Chino Basin Watermaster**

9641 San Bernardino Road

Rancho Cucamonga, CA 91730

**AGENDA**

**FLAG SALUTE**

**CALL TO ORDER**

**ROLL CALL**

**PUBLIC COMMENTS**

This is an opportunity for members of the public to address the Board on any short non-agenda items that are within the subject matter jurisdiction of the Chino Basin Watermaster. No discussion or action can be taken on matters not listed on the agenda, per the Brown Act. Each member of the public who wishes to comment shall be allotted three minutes, and no more than three individuals shall address the same subject.

**AGENDA – ADDITIONS/REORDER**

**I. CONSENT CALENDAR**

All matters listed under the Consent Calendar are considered to be routine and non-controversial and will be acted upon by one motion in the form listed below. There will be no separate discussion on these items prior to voting unless any members, staff, or the public requests specific items be discussed and/or removed from the Consent Calendar for separate action.

**A. MINUTES**

Approve as presented:

1. Minutes of the Watermaster Board Meeting held March 23, 2023 (*Page 1*)

**B. FINANCIAL REPORTS**

Receive and file as presented:

1. Cash Disbursements for the month of February 2023 (*Page 7*)
2. Watermaster VISA Check Detail for the month of February 2023 (*Page 17*)
3. Combining Schedule for the Period July 1, 2022 through February 28, 2023 (*Page 20*)
4. Treasurer's Report of Financial Affairs for the Period February 1, 2023 through February 28, 2023 (*Page 23*)
5. Budget vs. Actual Report for the Period July 1, 2022 through February 28, 2023 (*Page 27*)
6. Cash Disbursements for March 2023 (Information Only) (*Page 58*)

**II. BUSINESS ITEMS**

**A. WATERMASTER BOARD PHILOSOPHY RE STAFFING AND COMPENSATION**

Adopt the staffing and compensation principles as presented. (*Page 72*)

**III. REPORTS/UPDATES**

**A. WATERMASTER LEGAL COUNSEL**

1. May 12, 2023 Hearing (Watermaster Motion for Receipt and Filing of Semi-Annual OBMP Status Report; City of Ontario Motion re 2022-23 Assessment Package)



2. Court of Appeal Case No. E079052 (City of Chino, MVIC, MVWD, City of Ontario appeal re OAP Expenses and Attorney Fees)
3. Court of Appeal Case No. E080457 (City of Ontario appeal re 2021-22 Assessment Package)
4. Court of Appeal Case No. E080533 (Cities of Chino, Ontario appeal re 2022-23 Watermaster budget expenses to support CEQA analysis)
5. Kaiser Permanente Lawsuit

**B. ENGINEER**

1. Safe Yield Court Order Implementation
2. Maximum Benefit Annual Report
3. Board-Requested Recharge Project Analysis

**C. CHIEF FINANCIAL OFFICER**

1. Fiscal Year 2023/24 Budget Schedule
2. California CLASS Investments

**D. GENERAL MANAGER**

1. Excess State Water Supplies and Opportunities for Recharge
2. Aruna Reddy Intervention Request
3. Recharge at the Intex Vineyard
4. Second Organization Performance Report FY 2022/23 (*Page 78*)
5. ACWA-JPIA Executive Committee
6. May 11, 2023 Pool Committee Meetings Date Change to May 16, 2023
7. Other

**IV. BOARD MEMBER COMMENTS**

**V. OTHER BUSINESS**

**VI. CONFIDENTIAL SESSION – POSSIBLE ACTION**

Pursuant to Article II, Section 2.6, of the Watermaster Rules & Regulations, a Confidential Session may be held during the Watermaster Board meeting for the purpose of discussion and possible action.

**VII. FUTURE MEETINGS AT WATERMASTER**

04/25/23	Tue	1:00 p.m.	Fiscal Year 2023/24 Workshop #2
04/27/23	Thu	9:30 a.m.	Watermaster Orientation*
04/27/23	Thu	11:00 a.m.	Watermaster Board
05/02/23	Tue	1:00 p.m.	Fiscal Year 2023/24 Budget Workshop #3
05/10/23	Wed	2:00 p.m.	Prado Basin Habitat Sustainability Committee
05/16/23	Tue	9:00 a.m.	Appropriative Pool Committee**
05/16/23	Tue	11:00 a.m.	Non-Agricultural Pool Committee**
05/16/23	Tue	1:30 p.m.	Agricultural Pool Committee**
05/18/23	Thu	9:00 a.m.	Advisory Committee
05/25/23	Thu	9:30 a.m.	Watermaster Orientation*
05/25/23	Thu	11:00 a.m.	Watermaster Board

\* The Watermaster Orientation sessions are held in person with no remote access.

\*\* Rescheduled from Thursday, May 11, 2023 to Tuesday, May 16, 2023.

**ADJOURNMENT**

**AGENCY  
REPRESENTATIVES'  
REPORTS**

**4E**

# **SPECIAL BOARD MEETING OF THE BOARD OF DIRECTORS CHINO BASIN DESALTER AUTHORITY**

3550 E. Philadelphia Street, Suite 170, Ontario, CA 91761  
OTHER TELECONFERENCE LOCATIONS LISTED BELOW

**May 4, 2023 • 2:00 p.m.**  
**NOTICE AND AGENDA**

*All documents available for public review are on file with the Authority's  
Secretary located at 3550 E. Philadelphia Street, Suite 170, Ontario, CA 91761*

---

Public access is also available via remote teleconference:  
<https://us02web.zoom.us/j/81962934481?pwd=VXJGeXBDSXpPV2orTXUwSUZ3c0cydz09>

Dial-in #: (669) 900 6833    Meeting ID: 819 6293 4481    Passcode: 148345

---

## **CALL TO ORDER**

## **ROLL CALL**

## **PUBLIC COMMENT**

*Members of the public may address the Board of Directors on any item that is within the jurisdiction of the Chino Basin Desalter Authority; however, no action may be taken on any item not appearing on the agenda unless the action is otherwise authorized by Subdivision (b) of Section 54954.2 of the Government Code.*

*Under the provisions of the Brown Act, the CDA Board is prohibited from taking action on non-agendized matters. However, Board Members may respond briefly or refer the communication to staff. The CDA Board may also request the Secretary to calendar an item related to your communication at a future CDA Board meeting.*

## **ADDITIONS TO THE AGENDA**

*In accordance with Section 54954.2 of the Government Code (Brown Act), additions to the agenda require two-thirds vote of the legislative body, or, if less than two-thirds of the members are present, a unanimous vote of those members present, that there is a need to take immediate action and that the need for action came to the attention of the local agency subsequent to the agenda being posted.*

## **ACTION ITEMS**

*Prior to action of the CDA Board, any member of the public will have the opportunity to address the CDA Board on any item listed on the agenda.*

- 1. MINUTES OF APRIL 6, 2023 REGULAR BOARD MEETING**
- 2. AMENDMENT NO 1 CHINO II DESALTER PELLET SLURRY PUMPS AND ASSOCIATED PIPING PROJECT DESIGN SERVICES CONTRACT**  
Report By: Thomas O'Neill, CDA General Manager/CEO

### **Staff Recommendation:**

1. Approve Amendment No. 1 to the Professional Services Agreement with Carollo Engineers for design of the Pellet Slurry Pumps and Associated Piping Project in the not-to-exceed amount of \$58,555; and

2. Authorize the General Manager/CEO to finalize and execute the Agreement and approve authorized expenditures up to a not-to-exceed total of \$193,555.
3. Find that this item is not a project pursuant to the California Environmental Quality Act.

**3. ADOPTION OF FISCAL YEAR 2023/24 CAPITAL AND O&M BUDGET**

Report By: Michael Chung, CFO/Treasurer

**Staff Recommendation:**

1. Approve the adoption of the proposed Fiscal Year 2023/24 Capital and O&M Budget in accordance with the Authority's Joint Powers Authority Agreement.
2. Find that this item is not a project pursuant to the California Environmental Quality Act.

**4. CONSIDERATION OF RESOLUTION 2023-03, FINDING CONSTRUCTION OF IMPROVEMENTS TO WELL II-1 ARE FOR THE PRODUCTION, GENERATION, STORAGE, TREATMENT OR TRANSMISSION OF WATER, AND THEREFORE DO NOT REQUIRE COMPLIANCE WITH CITY OF EASTVALE BUILDING ORDINANCES PURSUANT TO GOV. CODE SECTION 53091(D)**

Report By: Allison E. Burns, CDA Deputy General Counsel

**Staff Recommendation:**

1. Approve Resolution 2023-03, finding that construction of improvements to Well II-1 are for the production, generation, storage, treatment or transmission of water, and therefore do not require compliance with city of Eastvale building ordinances pursuant to Gov. Code section 53091(d).
2. Find that this item is not a project pursuant to the California Environmental Quality Act.

**INFORMATION ITEMS**

**5. QUARTERLY OPERATIONS REPORT**

Report By: Thomas O'Neill, CDA General Manager/CEO

**STAFF COMMENTS**

- i. Deputy CDA General Counsel, Allison Burns
- ii. CDA CFO/Treasurer, Michael Chung
- iii. CDA General Manager/CEO, Thomas O'Neill

**CLOSED SESSION**

*The Authority may adjourn to a Closed Session to consider litigation matters, personnel matters, or other matters as provided for in the Ralph M. Brown Act (Section 54950 et seq., of the Government Code).*

**6. CONFERENCE WITH LEGAL COUNSEL – EXISTING LITIGATION: CDA vs. Leatherwood Construction et al. San Bernardino County Superior Court Case No.: CIVSB2303103**



**7. IN ACCORDANCE WITH GOVERNMENT CODE, SECTION 54957(B): PUBLIC  
EMPLOYEE PERFORMANCE EVALUATION.**

**(TITLE: GENERAL MANAGER/CEO)**

**DIRECTOR COMMENTS**

**ADJOURN**

One or more committee members will participate from the meeting location(s) listed below:


10530 54<sup>th</sup> Street, Mira Loma, CA 91752

Each teleconference location is accessible to the public and the public will be given the opportunity to address the committee at each teleconference location. Public comments will be taken on the agenda items at the time the specified item is raised.

Any person with a disability who requires accommodations in order to participate in this meeting or for package materials in an alternative format should telephone Executive Assistant Casey Costa at (909) 218-3730, at least 48 hours prior to the meeting in order to make a request for a disability-related modification or accommodation. All accommodation requests will be handled swiftly and resolving all doubts in favor of access. Copies of records provided to Board Members which relate to any agenda item to be discussed in open session may be obtained from Chino Basin Desalter Authority at 3550 Philadelphia Street, Suite 170, Ontario, CA 91761.

***Declaration of Posting***

*I, Casey Costa, Executive Assistant to the Chino Basin Desalter Authority, hereby certify that a copy of this agenda has been posted by 2:00 p.m. at the Chino Basin Desalter Authority's main office, 3550 Philadelphia Street, Suite 170, Ontario, CA on May 1, 2023.*

  
\_\_\_\_\_  
*Casey Costa, Executive Assistant*

**AGENCY  
REPRESENTATIVES'**

**REPORTS**

**4F**



**REGULAR MEETING OF THE  
BOARD OF DIRECTORS  
MONDAY, MAY 01, 2023  
10:00 A.M.**

**INLAND EMPIRE REGIONAL COMPOSTING FACILITY  
12645 6<sup>TH</sup> STREET  
RANCHO CUCAMONGA, CA 91739**

**[www.ierca.org](http://www.ierca.org)**

The public may participate by attending the meeting and may provide public comment by submitting via email to the Recording Secretary at [afernandez@ieua.org](mailto:afernandez@ieua.org) no later than 24 hours prior to the scheduled meeting time. Comments will be distributed to the Board of Directors.

**CALL TO ORDER  
OF THE INLAND EMPIRE REGIONAL COMPOSTING AUTHORITY BOARD OF  
DIRECTORS MEETING**

**FLAG SALUTE**

**PUBLIC COMMENT**

Members of the public may address the Board on any item that is within the jurisdiction of the Board; however, no action may be taken on any item not appearing on the agenda unless the action is otherwise authorized by Subdivision (b) of Section 54954.2 of the Government Code. Those persons wishing to address the Board on any matter, whether or not it appears on the agenda, are requested to complete and submit to the Board Secretary a "Request to Speak" form which are available on the table in the Board Room. Comments will be limited to five minutes per speaker. Thank you.

**ADDITIONS TO THE AGENDA**

In accordance with Section 54954.2 of the Government Code (Brown Act), additions to the agenda require two-thirds vote of the legislative body, or, if less than two-thirds of the members are present, a unanimous vote of those members present, that there is a need to take immediate action and that the need for action came to the attention of the local agency subsequent to the agenda being posted.

**INTRODUCTIONS**

NONE

**1. CONSENT CALENDAR**

**A. MINUTES**

The Board will be asked to approve the minutes from the February 06, 2023, regular meeting.

**B. INVESTMENT AND DISBURSEMENT REPORT**

It is recommended that the Board of Directors approve for the months of January 2023 - March 2023:

1. Total disbursements in the amount of \$1,468,327.33 during January 1, 2023 - March 31, 2023.

There were no new investments during this period.

**2. ACTION ITEMS**

**A. ADOPTION OF BUDGET FOR FISCAL YEAR 2023/24**

It is recommended that the Board of Directors;

1. Adopt the Inland Empire Regional Composting Authority (IERCA) budget for fiscal year 2023/24;
2. Increase the tipping fee from \$59 to \$62.50 per wet ton; and
3. Approve a capital call of \$1.5 million to be shared equally by the Inland Empire Utilities Agency (IEUA) and Los Angeles County Sanitation Districts (LACSD) to support capital improvement project costs and meet the minimum reserve balance, as needed.

**B. ANNUAL MANAGEMENT PLAN**

It is recommended that the Board of Directors approve the Fiscal Year 2023/24 Annual Management Plan.

**C. ADOPTION OF THE INVESTMENT POLICY FOR FY 2022/23**

It is recommended that the Board of Directors adopt Resolution No. 2023-05-1, approving the Authority's Investment Policy for FY 2023/24.

**D. ANNUAL COMPREHENSIVE FINANCIAL REPORT**

It is recommended that the Board of Directors;

1. Approve the Inland Empire Regional Composting Authority (IERCA/Authority) Annual Financial Report for the Fiscal Year ended June 30, 2022, as presented; and



2. Direct staff to distribute the report, as appropriate, to the various federal, state, and local agencies, financial institutions, and other interested parties.

**E. COMPLIANCE TESTING AND BUDGET AMENDMENT**

It is recommended that the Board of Directors:

1. Authorize the Project Manager expend up to \$300,000 to verify compliance with biofilter source test requirements; and,
2. Amend the IERCA Fiscal Year 2023 Budget by \$300,000; and,
3. Authorize the Project Manager to finalize and execute the agreement.

**3. INFORMATION ITEMS**

**A. PROJECT MANAGER'S REPORT**

**B. TREASURER'S REPORT OF FINANCIAL AFFAIRS FOR THE QUARTER ENDED MARCH 31, 2023**

**4. DIRECTOR COMMENTS**

Next regular meeting is scheduled for Monday, August 07, 2023, at 10:00 a.m.

**5. ADJOURN**

In compliance with the Americans with Disabilities Act, if you need special assistance to participate in this meeting, please contact the Recording Secretary (909-993-1744), 48 hours prior to the scheduled meeting so that the Authority can make reasonable arrangements.

**Declaration of Posting**

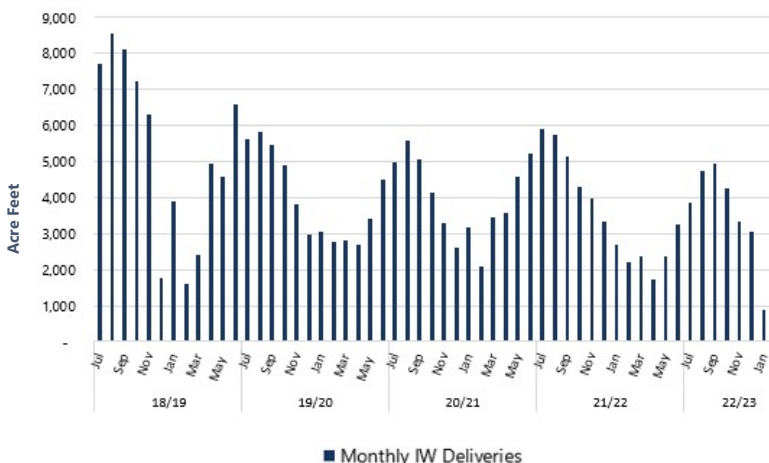
I, Adrienne Fernandez, Recording Secretary to the Inland Empire Regional Composting Authority, hereby certify that a copy of this agenda has been posted by 5:30 p.m. at the Los Angeles County Sanitation District 1955 Workman Mill Road, Whittier, CA and at the IERCA's Administrative Building, 12645 Sixth Street, Rancho Cucamonga, CA and at the IEUA's main office, 6075 Kimball Ave., Chino, CA on Wednesday, April 26, 2023.

Adrienne Fernandez  
Adrienne Fernandez, Recording Secretary

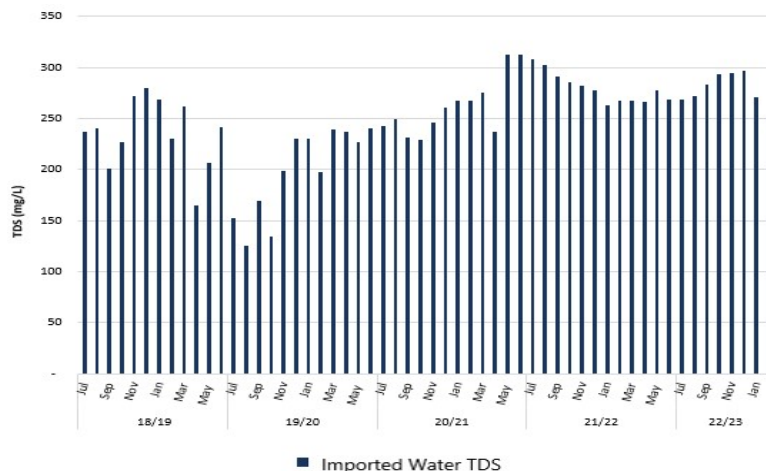
**GENERAL  
MANAGER'S  
REPORT**

### Imported Water

Full Service Imported Water Deliveries Summary  
(FY 2018/19 to 2022/23)

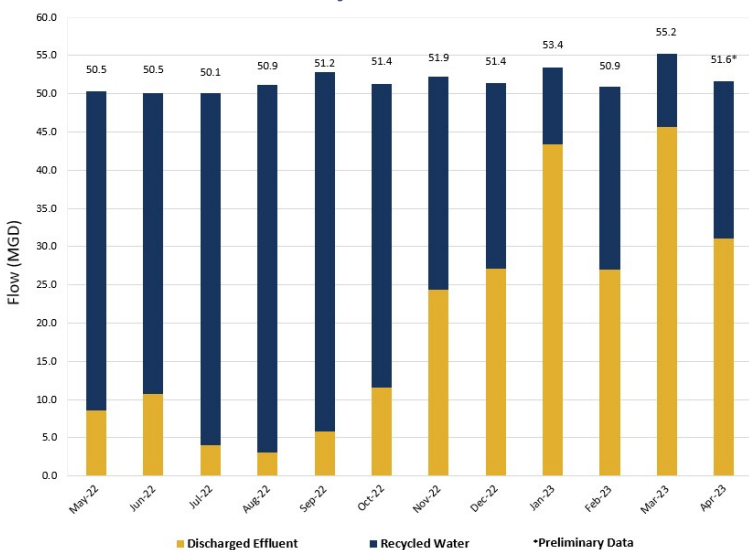


Imported Water TDS Summary  
(FY 2018/19 to 2022/23)

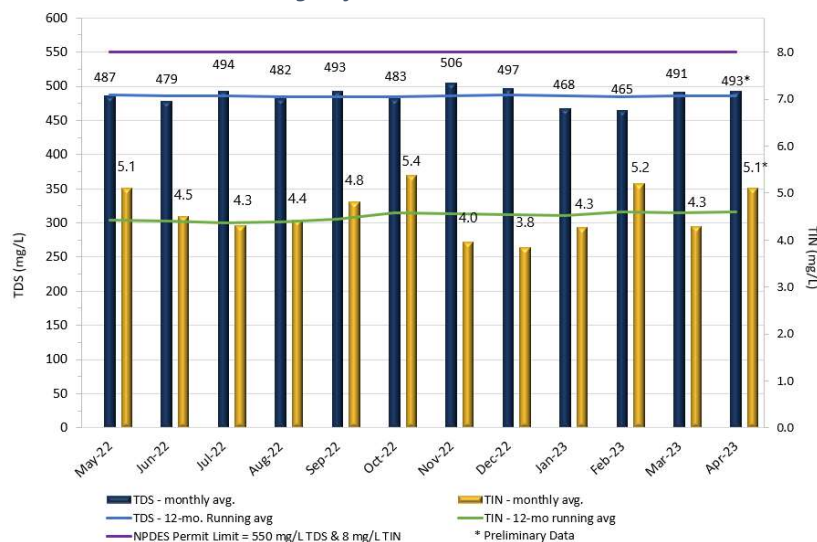


### Recycled Water

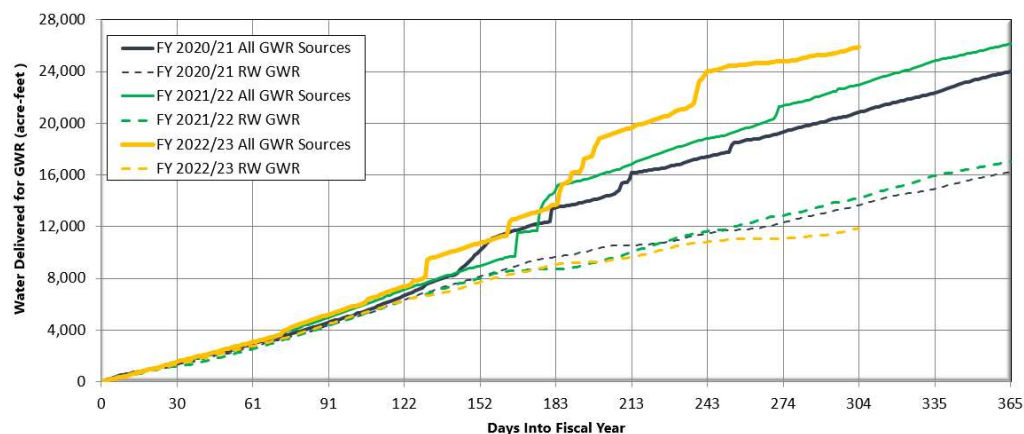
Recycled Water Use



Agency-Wide Effluent TDS & TIN



### Groundwater Recharge



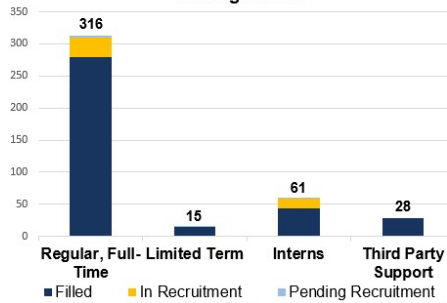
#### APRIL 2023 NOTES:

- Total stormwater and dry weather flow recharged is preliminarily estimated at 203 acre-feet.
- Recycled water delivered for recharge totaled 800 acre-feet.
- Imported water recharge from SAWco and CVWD was 91 acre-feet.
- Chino Basin Watermaster will remove 4.2% for evaporation losses from delivered supplemental water sources (imported water and recycled water).
- Considering evaporation losses, total recharge is preliminarily estimated at 1,057 acre-feet.

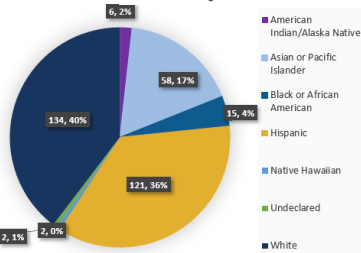
## Human Resources

### Pulse of the Organization

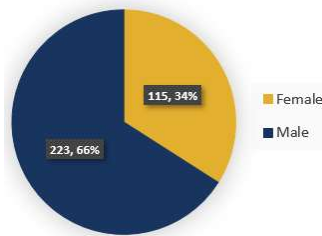
#### Staffing Levels



#### Ethnicity



#### Gender



## Grants

### Grant Agreements and Applications

#### FUNDING APPLICATIONS SUBMITTED IN MARCH

\$49.5M

State Water Resources Control Board – Clean Water State Revolving Fund Program – RP-5 Expansion Project Planning, Design, and Construction Management Costs

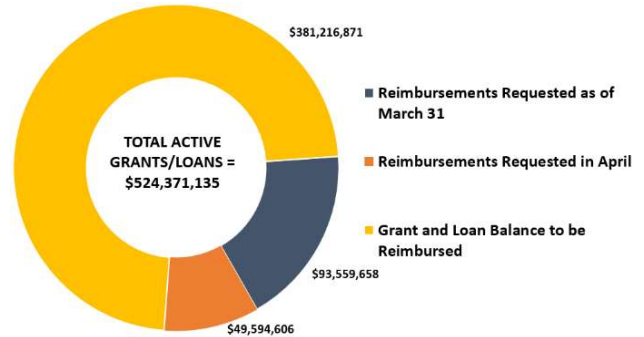
\$88.8K

The Department of Resources Recycling and Recover (CalRecycle) – 2020/2021 Illegal Disposal Site Abatement Grant Program

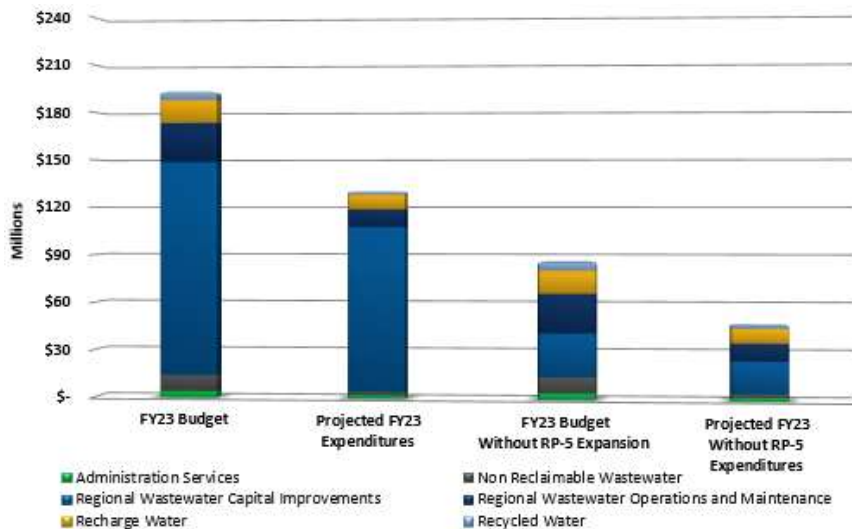
\$45K

United States Bureau of Reclamation – WaterSMART – Wineville and Jurupa Basin Improvements

### Financial Update



### Engineering & Construction Management FY 2022/23 Budget Status Update



[Bid & Award Look Ahead Schedule](#)

[Active Capital Improvement Project Status](#)

[Emergency Projects](#)

### Agency Highlights

\* On April 13, the Engineering Department led a tour of RP-5 with the American Society of Civil Engineers Younger Member Branch.

\* On April 14, the Agency attended the annual Spring Hiring Fair at Cal Poly Pomona. Approximately 300 students were in attendance, making this an incredible opportunity to connect with students and recent graduates who may be interested in a future career in the water industry.

\* IEUA and the City of Chino presented the return of its two-day Earth Day Celebration featuring student day on Wednesday, April 19, and community day on Thursday, April 20. Thanks to our dedicated volunteers, the event provided an amazing experience to over 700 students, parents, and educators for student day! This year's community event brought together hundreds of individuals and families, raised awareness about important environmental issues, offered a variety of educational activities, and provided a memorable celebration for the community as the first, in-person Earth Day event since 2019. Thank you to the External Affairs team and all volunteers who took part in making this year's event a huge success and remember to make everyday Earth Day.

\* The California Water Environment Association (CWEA) held its annual conference in San Diego, CA. Staff attended the conference as well as the awards ceremony held on Wednesday April 19. IEUA was presented with the following awards:

- Advanced Water Treatment Champions Award – Operations Unit
- Gimmicks and Gadgets – Electrical Vault Lifting Device
- Community Engagement and Outreach: Film Festival – Coffee with the General Manager Series
- Crystal Crucible Award - Supriti Shrestha
- PICK Award – Robert Delgado

\* The Agency celebrated Administrative Professionals Day on April 26 with a luncheon event to recognize the immense contributions administrative support staff make to the Agency every day.

## Biosolids/Compost

### IERCF Inbound & Outbound



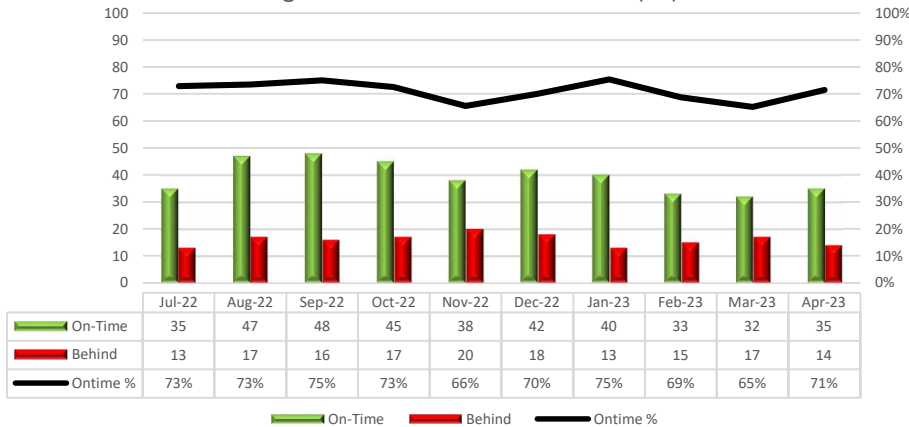


## Bid and Award Look Ahead Schedule

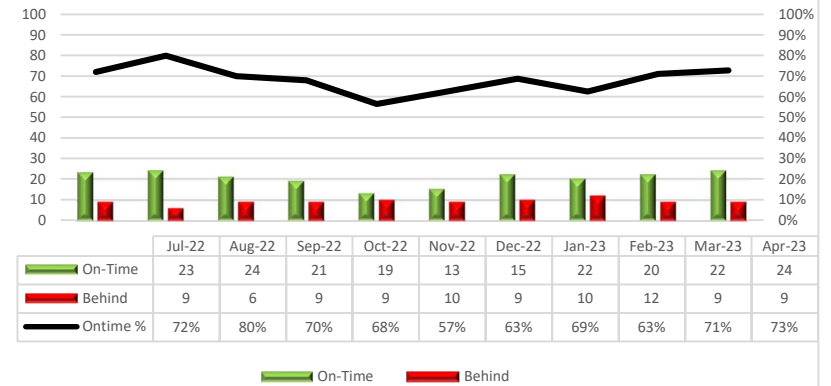
Bid and Award Look Ahead Schedule			
	Project Name	Projected Bid Opening Date	Projected Bid Award Date
	Jun-23		
1	AM23002.00 Old VFD Replacement (Recycled Water)	4/19/2023	6/21/2023
	Jul-23		
2	PA22003.01 Agency Wide Paving at RP-1 Dump Station	5/15/2023	7/19/2023
	Aug-23		
3	EN23121.00 1299 Reservoir Paint/Coating Repairs and Upgrades	7/5/2023	8/16/2023
	Sep-23		
4	EN21053.00 RP-1 Filter Effluent Structure #2	8/9/2023	9/20/2023
	Oct-23		
5	EN21041.00 RP-4 Chlorine Contact Basin Cover Repair & RW Wet Well Passive Overflow Line	8/31/2023	10/18/2023
6	EN23123.00 RP-4 Outfall Valve Replacement and Blow off Upgrades	8/24/2023	10/18/2023
	Nov-23		
7	EN24020.00 RP-1 Dewatering Centrate Pumps	9/16/2023	11/15/2023
8	EN21056.00 RP-1 Evaporative Cooling for Aeration Blower Building	8/18/2023	11/15/2023
	Dec-23		
9	EN21045.00 Montclair Force Main Improvements	10/15/2023	12/20/2023
10	EN23100.00 Headquarter B Additional Office Space	10/12/2023	12/20/2023
	Jan-24		
11	EN23024.00 RP-1 TP-1 Stormwater Drainage Upgrades Construction Contract Award	11/1/2023	1/17/2024
	Feb-24		
12	EN22027.00 RP-1 Repurpose Lab Construction Contract Award	12/19/2023	2/21/2024

## Active Capital Improvement Project Status

Design Schedule Performance Trend (49)



Construction Scheduling Performance (33)



### Agency-Wide

No.	Project ID	Project Title	Total Expenditures thru 4/25 (\$)	Total Project Budget (\$)	Project Schedule Performance	Status	Schedule Recovery Plan
1	EN21020.00	Oracle P6 Migration and Web Hosting Services	9,679	325,000	Behind Schedule	Consultant Contract Award	The Request for Proposal was placed on Planet Bids on December 12, 2022, and proposals were received on February 2. The project will be rebaselined once the consultant contract is awarded.
2	EN20034.03	RP5 Solids Handling Future Uses Evaluation	432,699	250,000	On-Time	Consultant Contract Award	
3	EN19024.00	Regional System Asset Management (Assessment Only)	3,560,237	3,919,419	Behind Schedule	Pre-Design	The project is scheduled to be completed June 30, 2023. The project was delayed during December when finishing condition assessment. More time and effort were needed to gather condition data on critical assets. This pushed the final optimization report to the end of this fiscal year. No planned recovery.
4	EN19051.00	RW Hydraulic Modeling	129,307	677,534	On-Time	Pre-Design	
5	EN20038.00	Agency Wide Pavement Management Study	223,704	340,000	On-Time	Design	
6	PA22003.01	Agency Wide Paving at RP-1 Dump Station	37,381	260,000	On-Time	Design	
7	AM23001.00	Old VFD Replacement (Wastewater)	15,434	1,350,000	On-Time	Bid & Award	
8	AM23002.00	Old VFD Replacement (Recycled Water)	16,470	1,350,000	Behind Schedule	Bid & Award	We delayed the proposal date so the Agency could negotiate what we want with one of the equipment suppliers. No recovery plan currently.
9	FM21005.01	Structural Agency Wide Roofing Phase III	1,832,300	1,942,000	Behind Schedule	Construction	Weather days has extended project completion as well as contractor and sub-contractor ordering materials too late which is causing the delays. No recovery at this point for delays.
10	EN19030.00	WC Asset Management	90,840	1,087,510	On-Time	Construction	
11	EN22040.00	NFPA 70E Arc Flash Labels	155,987	210,000	On-Time	Construction	
12	EN23043.00	HQ/Lab New Potable Water Connection	16,560	30,000	On-Time	Project Acceptance	
13	EN22024.00	AM Cleaning Services	7,429	15,000,000	N/A	N/A	
14	EN19023.00	Asset Management Planning Document	975,234	946,146	N/A	N/A	

### Agency-Wide (Cont.)

No.	Project ID	Project Title	Total Expenditures thru 4/25 (\$)	Total Project Budget (\$)	Project Schedule Performance	Status	Schedule Recovery Plan
15	EN19023.01	RO Assessment Project	131,036	250,000	N/A	N/A	
16	EN22005.00	RO Asset Management	63,040	6,450,000	N/A	N/A	
17	EN23077.00	NRW Assessment Projects	-	50,000	N/A	N/A	
18	EN23078.00	GWR Assessment Projects	-	50,000	N/A	N/A	
19	EN23079.00	GG Assessment Projects	-	50,000	N/A	N/A	
20	EN22006.00	RC Asset Management	-	51,150,000	N/A	N/A	
21	EN22009.00	WC Asset Management Project	-	54,100,000	N/A	N/A	
22	EN22010.00	GG Asset Management Project	-	6,350,000	N/A	N/A	
23	EN22008.00	GWR Asset Management Project	18,896	4,500,000	N/A	N/A	
24	EN23025.00	Agency Power Monitoring	181	-	N/A	Not Started	
25	EN23099.00	CIPW Enhancements	-	-	N/A	Not Started	
26	EN22045.00	New Regional Project PDR's	-	2,500,000	N/A	Not Started	
27	EN23021.00	Agency Wide Infiltration and Infow Study	-	600,000	N/A	Not Started	
28	EN23034.00	Agency Wide EV Charging Stations	609	1,100,000	N/A	Not Started	
29	EN23085.00	New Regional Project PDR's FY22/23	-	-	N/A	Not Started	
30	EN23087.00	New Recycled Water Project PDR's FY 22/23	-	-	N/A	Not Started	
31	EN23088.00	RO On-Call/Small Projects FY 22/23	20,539	(330,000)	N/A	Not Started	
32	EN23089.00	RO Safety On-Call/Small Projects FY 22/23	-	475,000	N/A	Not Started	
33	EN23090.00	WC On-Call/Small Projects FY 22/23	2,346	57,000	N/A	Not Started	
		Sub Total	7,739,909	155,039,609			

### Carbon Canyon

No.	Project ID	Project Title	Total Expenditures thru 4/25 (\$)	Total Project Budget (\$)	Project Schedule Performance	Status	Schedule Recovery Plan
34	EN23038.00	CWRF HVAC System Upgrade	41,725	50,000	On-Time	Pre-Design	
35	EN23035.00	CCWRF RAS Header Replacement	38,937	285,000	On-Time	Pre-Design	
36	EN23074.00	CCWRF Influent Box Rehab at the Primary Clarifiers	43,031	600,000	On-Time	Pre-Design	
37	EN23004.00	CCWRF Aeration Basins 1-6 Drain Valve Replacements	51,173	1,500,000	On-Time	Pre-Design	
38	EN23005.00	CCWRF Filter Effluent Sodium Hypochlorite Modification	38,790	105,000	On-Time	Bid & Award	
39	EN17006.00	CCWRF Asset Management and Improvements	4,636,379	30,293,386	On-Time	Construction	
40	EN17006.01	CCWRF 12kV Backup Generator Control Circuit Improvements	196,495	1,456,614	Behind Schedule	Construction	The long lead time for the controllers delayed the project by 4 months. The non-compensable time extension has been approved. No recovery at this point.
		Sub Total	5,046,529	34,290,000			

### Chino Desalter Authority (CDA)

No.	Project ID	Project Title	Total Expenditures thru 4/25 (\$)	Total Project Budget (\$)	Project Schedule Performance	Status	Schedule Recovery Plan
41		None to report currently.	0	0			
		Sub Total	-	-			

## Collections/NRWS

No.	Project ID	Project Title	Total Expenditures thru 4/25 (\$)	Total Project Budget (\$)	Project Schedule Performance	Status	Schedule Recovery Plan
42	EN21058.00	Regional Sewer-Hydraulic Modeling	97,525	100,000	On-Time	Pre-Design	
43	EN20064.00	NSNT Sewer Siphon Replacement	1,016,617	4,500,000	On-Time	Construction	
44	EN23015.00	Collection System Upgrades FY 22/23	174,508	500,000	On-Time	Construction	
45	EN23014.00	NRWS Manhole Upgrades FY 22/23	133,270	200,000	On-Time	Construction	
46	EN19025.00	Regional Force Main Improvements	2,202,244	4,800,000	Behind Schedule	Construction	The original contract did not include a way to drain the 24" and 30" force mains. The project was delayed due to the added design and construction of a 6" drain line and additional permitting requirements associated with the drain line. Schedule will be rebase lined after review and acceptance of contractor non-compensable time extension.
47	EN19028.00	NRW Manhole and Pipeline Condition Assessment	1,248,183	1,272,079	Behind Schedule	Construction	The project is scheduled to be completed June 30, 2023. The project was delayed during December when finishing condition assessment. More time and effort were needed to gather condition data on critical assets. This pushed the final optimization report to the end of this fiscal year. No planned recovery.
48	EN23075.00	NRWS On Call O&M Projects FY22/23	-	83,921	N/A	Not Started	
49	EN23086.00	New NRW Projects PDR's FY 22/23	-	-	N/A	Not Started	
		Sub Total	4,872,346	11,456,000			

## Groundwater Recharge

No.	Project ID	Project Title	Total Expenditures thru 4/25 (\$)	Total Project Budget (\$)	Project Schedule Performance	Status	Schedule Recovery Plan
50	EN23067.00	Hickory Basin Replacement Monitoring Well	1,669	300,000	On-Time	Consultant Contract Award	
51	EN23113.01	RW/GRW Safety Work Improvements for Basin Gate Actuator Access	48,284	1,020,000	Behind Schedule	Design	Discussed with PMO, 30 % Design has been converted to a formal PDR submittal with date extension of August 15th due to change of scope causing amendment.
52	RW15003.03	Montclair Basin Improvements (RMPU PID 2)	388,391	1,788,100	Behind Schedule	Bid & Award	Currently assessing the availability of the channels during summer. Staff is reevaluating the start of construction due to request to push off construction activities for an entire year to keep channels functional.
53	RW15003.06	Wineville/Jurupa/Force Main Improvements (RMPU PID 23a)	15,870,556	23,477,040	Behind Schedule	Construction	Project was extended due to the delayed approval of the pump submittal, traffic control issues and SCE delays. Currently mitigating the SCE delay by providing contractor with a redesign. No recovery plan at this point.
54	EN21057.00	Recharge Basin Clean-up of Illegally Dumped Materials	194,831	247,919	Behind Schedule	Construction	Staff is making budget augmentation to align the total project cost with grant funding. No recovery plan currently.
55	EN23041.00	Ely Monitoring Well Capital Project	20,326	600,000	On-Time	Construction	
56	EN23040.00	Turner Basin 1 Turnout Fencing	8,521	45,000	On-Time	Construction	
57	EN23090.01	Turner Basin 1 Turnout Modifications	7,551	38,000	On-Time	Construction	
58	EN21051.00	Ely Monitoring Well	226,362	284,999	On-Time	Construction	
59	EN22049.00	GWR-RW OIT Upgrades	-	56,100	N/A	Not Started	
60	EN22050.00	GWR Basin PLC Upgrades	-	900,000	N/A	Not Started	
61	EN22051.00	Jurupa Basin VFD Upgrades	117	300,000	N/A	Not Started	
		Sub Total	16,766,608	29,057,158			

## Headquarters

No.	Project ID	Project Title	Total Expenditures thru 4/25 (\$)	Total Project Budget (\$)	Project Schedule Performance	Status	Schedule Recovery Plan
62	EN23039.00	Lab Rooms Temperature Variation	724	240,000	On-Time	Project Evaluation	
63	FM20001.00	HQ Interior Replacements	141,370	320,000	On-Time	Project Evaluation	
64	EN23100.00	Headquarter B Additional Office Space	3,832	-	Behind Schedule	Design	Contract was issued to continue design. Kick off meeting took place on 3/28/23. The intent is to have Design done so we can bid in October due to delays with getting a contract.
65	EN23003.00	Central Plant Cooling Tower Replacement	35,427	2,400,000	On-Time	Consultant Contract Award	
		Sub Total	181,354	2,960,000			



## Lift Stations

No.	Project ID	Project Title	Total Expenditures thru 4/25 (\$)	Total Project Budget (\$)	Project Schedule Performance	Status	Schedule Recovery Plan
66	EN23036.00	San Bernardino Ave Lift Station Reliability Improvements	46,180	2,000,000	On-Time	Pre-Design	
67	EN22020.00	Philadelphia Lift Station Pump Upgrades	284,132	2,500,000	On-Time	Pre-Design	
68	EN23002.00	Philadelphia Lift Station Force Main Improvements	1,691,029	20,977,940	Behind Schedule	Design	Project is now active and will be rebaselined once construction contract is awarded. We received confirmation from City of Ontario on alignments. Just waiting on confirmation of MOU to proceed. No recovery plan can occur at this point.
69	FM21005.02	Prado Dechlor Roofing Assessment	52,554	150,000	Behind Schedule	Bid & Award	We have received bids and are currently preparing for Board in May. No recovery plan currently.
70	EN0000000066	Preserve Lift Station Improvements	223,074	-	On-Time	Construction	
71	EN22054.03	Montclair Lift Station Gate	35,993	-	On-Time	Project Acceptance	
72	EN22037.00	Prado De-Chlorination Station Inundation Protection	223,297	380,000	On-Time	Project Acceptance	
73	EN23066.00	Preserve Lift Station Improvements	13,758	1,050,000	N/A	Not Started	
		Sub Total	2,570,017	27,057,940			

## Regional Water Recycling Plant No. 1 (RP-1)

No.	Project ID	Project Title	Total Expenditures thru 4/25 (\$)	Total Project Budget (\$)	Project Schedule Performance	Status	Schedule Recovery Plan
74	EN23114.00	RP-1 Instrumentation and Control Enhancement	20,727	170,000	On-Time	Pre-Design	
75	EN23000.00	RP-1 Device Net Replacement	57,154	4,100,000	On-Time	Pre-Design	
76	EN22022.00	RP-1 Air Compressor Upgrades	183,174	4,126,316	Behind Schedule	Pre-Design	Design was on-hold due to the revised amendment that is now executed and design will resume in the next two weeks.
77	EN23024.00	RP-1 TP-1 Stormwater Drainage Upgrades	21,764	1,300,000	On-Time	Design	
78	EN24020.00	RP-1 Dewatering Centrate Pumps	103,330	820,000	On-Time	Design	
79	EN22031.00	RP-1 Intermediate Pump Station Electrical improvements	424,087	9,237,147	On-Time	Design	
80	EN22027.00	RP-1 Repurpose Lab	206,101	1,847,400	Behind Schedule	Design	80% Design has now been submitted and is currently in review. No recovery plan currently.
81	EN23102.00	RP-1 New Parking Lot	11,226	1,200,000	On-Time	Design	
82	EN20051.00	RP-1 MCB and Old Lab Building Rehab	281,922	2,546,161	Behind Schedule	Design	80% Design has now been submitted and is currently in review. No recovery plan currently.
83	EN21053.00	RP-1 Filter Effluent Structure #2	337,809	2,450,050	On-Time	Design	
84	EN21056.00	RP-1 Evaporative Cooling for Aeration Blower Building	219,799	1,085,840	Behind Schedule	Design	The 60% design is currently in-progress. No recovery plan currently. (No Change in note this update)
85	EN22044.00	RP-1 Thickening Building & Acid Phase Digester	5,402,869	123,324,034	On-Time	Design	
86	EN13016.05	SCADA Enterprise System - (Regional Water Recycling Plant No. 1)	4,475,196	16,200,000	Behind Schedule	Bid & Award	We received 3 bids on March 14. We are working on the recommendation for award on construction contract. Lowest bid was CDM Construction.
87	EN13016.06	RP-1 TP Building Water Piping Upgrades	4,263	200,000	Behind Schedule	Bid & Award	Board approval is now required and anticipated for April 2023. May recover some time in construction once we receive the contractors schedule submittal, which is anticipated to have a shorter duration then estimated. (No Change in note this update)
88	EN22041.00	RP-1 Aeration Basins Utility Water System Improvement	251,197	2,090,941	On-Time	Construction	
89	EN22021.00	RP-1 Digester Area Utility Water (UW) Line Replacement	24,314	160,000	On-Time	Construction	
90	EN23111.00	RP-1 Headworks Bar Screens Improvements	544,684	3,900,000	On-Time	Construction	
91	EN11039.00	RP-1 Disinfection Pump Improvements	3,903,920	12,997,043	On-Time	Construction	
92	EN17042.00	Digester 6 and 7 Roof Repairs	5,817,592	9,032,843	Behind Schedule	Construction	Design has been completed. We are currently in bid and award. No recovery plan can occur at this point, but project will be rebaselined was construction contract is awarded.
93	EN18006.00	RP-1 Flare Improvements	7,956,177	9,200,000	Behind Schedule	Construction	The PLC program had delays with the flare supplier, delaying project completion. No recovery plan can occur at this point.
94	EN21042.00	RP-1 East Influent Gate Replacement	283,009	666,117	On-Time	Construction	
95	EN22034.00	RP1/RP4 Generator Control Panel Retrofit/Modernization	123,376	460,000	On-Time	Construction	
96	EN17082.01	RP-1 Clarifier Level Sensor Signal Cable	56,477	45,800	On-Time	Project Acceptance	
97	EN23022.00	RP-1 Solids Sludge Recirc Pump Upgrades	-	-	N/A	Not Started	

Regional Water Recycling Plant No. 1 (RP-1) (Cont.)							
No.	Project ID	Project Title	Total Expenditures thru 4/25 (\$)	Total Project Budget (\$)	Project Schedule Performance	Status	Schedule Recovery Plan
98	EN22030.00	Replace Anoxic Mixers with More Energy Efficient System	-	-	N/A	Not Started	
99	EN23020.00	RP-1 Solids Heat Exchanger Replacements & Upgrades	-	-	N/A	Not Started	
100	EN23076.00	RP-1 Centrate Line Improvements	-	-	N/A	Not Started	
101	EN19009.00	RP-1 Energy Recovery	408	4,325,000	N/A	Not Started	
102	EN23116.00	RP-1 Solids Electrical Panel Upgrades	-	1,600,000	N/A	Not Started	
103	EN23117.00	RP-1 Motor Control Center 9M Upgrades	-	1,050,000	N/A	Not Started	
		Sub Total	30,710,577	214,134,692			
Regional Water Recycling Plant No. 4 (RP-4)							
No.	Project ID	Project Title	Total Expenditures thru 4/25 (\$)	Total Project Budget (\$)	Project Schedule Performance	Status	Schedule Recovery Plan
104	EN20057.00	RP-4 Process Improvements Phase II	177,940	8,300,000	On-Time	Pre-Design	
105	EN23123.00	RP-4 Outfall Valve Replacement and Blow off Upgrades	131,899	1,700,000	On-Time	Design	
106	EN21041.00	RP-4 Chlorine Contact Basin Cover Repair & RW Wet Well Passive Overflow Line	357,280	4,844,690	On-Time	Design	
107	EN23115.00	RP-4 Headworks Utility Water Addition	30,498	175,000	On-Time	Construction	
108	EN23090.02	RW Improvements (Valves, Blow Offs)	17,144	150,000	Behind Schedule	Construction	Delayed due to contractor prioritizing other IEUA projects. Current target for completion is by the end of the fiscal year. The delay was caused by contractor getting their business license which delayed obtaining a permit from Chino.
109	EN22039.00	RP-4 SCADA Performance Improvement	2,741	1,012,000	N/A	Not Started	
		Sub Total	717,502	16,181,690			
Regional Water Recycling Plant No. 5 (RP-5)							
No.	Project ID	Project Title	Total Expenditures thru 4/25 (\$)	Total Project Budget (\$)	Project Schedule Performance	Status	Schedule Recovery Plan
110	EN19001.02	RP-5 New Radio Tower Design-Build	-	1,700,000	On-Time	Project Evaluation	
111	EN19001.00	RP-5 Expansion to 30 mgd	117,623,316	243,300,000	On-Time	Construction	
112	EN19006.00	RP-5 Biosolids Facility	147,006,380	205,020,000	On-Time	Construction	
		Sub Total	264,629,696	450,020,000			
Recycled Water							
No.	Project ID	Project Title	Total Expenditures thru 4/25 (\$)	Total Project Budget (\$)	Project Schedule Performance	Status	Schedule Recovery Plan
113	EN23119.00	RW SCADA Migration	22,423	4,630,000	On-Time	Pre-Design	
114	EN15002.00	1158 Reservoir Site Cleanup	367,812	1,215,000	On-Time	Project Evaluation	
115	EN23037.01	Etiwanda Interceptor Grade-Break RW Relocation	5,289	300,000	On-Time	Consultant Contract Award	
116	EN23121.00	1299 Reservoir Paint/Coating Repairs and Upgrades	24,906	2,000,000	On-Time	Design	
117	EN21045.00	Montclair Force Main Improvements	538,145	8,714,434	On-Time	Design	
118	EN23124.00	1630 East Pump Station VFD Installation	133,307	750,000	On-Time	Bid & Award	
		Sub Total	1,091,881	17,609,434			
		Overall Totals	334,326,421	957,806,523			

## Emergency Projects

FY22/23 Emergency Projects									
	Project ID	Contractor	Task Order Description	Location	TO #	Original Not-to-Exceed /Estimate	Actual Cost thru 4/25	Date of Award	Status
Agency Wide									
1	EN23019.02	Norstar Plumbing and Engineering, Inc.	El Prado Road 8-inch Ductile Iron Primary Sludge Leak	El Prado Road	TO-007	200,000	172,407	7/19/2022	Completed
2	EN23017.01	W.A. Rasic	42-inch RW Leak South of I-10 fwy	Ontario	TO-032	98,615	63,068	11/19/2022	Completed
Sub Totals						298,615	235,475		
CCWRF									
3	EN23019.04	Norstar Plumbing and Engineering, Inc.	CCWRF 12-inch Backwash Water Pipeline Leak	CCWRF	TO-009	50,000	39,271	11/10/2022	Completed
4	EN23019.05	Houston Harris	CCWRF CCTV Inspection Sludge Line to RP-2	CCWRF		50,000	0	12/20/2022	Completed
5	EN23017.02	Ferreira Construction	CCWRF Utility Water Leak	CCWRF	TO-009	20,000	2,679	4/4/2023	Completed
Sub Totals						120,000	41,949		
RP-1									
6	EN23019.01	Norstar Plumbing and Engineering, Inc.	West RP-1 Main Potable Water Line Leak	RP-1	TO-006	25,000	24,266	7/7/2022	Completed
7	EN23019.03	Norstar Plumbing and Engineering, Inc.	13553 San Bernardino Ave., Fontana Force Main Strike	RP-1	TO-008	50,000	15,716	8/22/2022	Completed
8	EN11039.00	Innovative construction solutions (ICS)	Water leak in roadway south of Equalization Basin #3	RP-1	N/A	N/A	N/A	12/23/2022	Completed
Sub Totals						75,000	39,982		
					Grand Total	493,615	317,406		

April Emergency Project(s)						
Contractor	Task Order Description	Details of the Circumstances/Cause of Emergency	Scope of Repair	Location	Date of Call Out	Not-to-Exceed /Estimate
Ferreira Construction	CCWRF Utility Water Leak	10" Utility Water (UW) Line Leak	Excavate the area to locate leak, repair 10" UW line, leak test the repaired UW line pipe and fittings, and backfill and clean-up the work area.	CCWRF	4/4/2023	20,000