



**AGENDA
MEETING OF THE
INLAND EMPIRE UTILITIES AGENCY*
BOARD OF DIRECTORS**

**WEDNESDAY, FEBRUARY 15, 2023
10:00 A.M.**

**AGENCY HEADQUARTERS
BOARD ROOM
6075 KIMBALL AVENUE, BUILDING A
CHINO, CALIFORNIA 91708
VIEW THE MEETING LIVE ONLINE AT IEUA.ORG
TELEPHONE ACCESS: (415) 856-9169 / Conf Code: 852 166 573#**

PURSUANT TO AB361 AND RESOLUTION NO. 2023-1-2 ADOPTED BY THE IEUA BOARD OF DIRECTORS ON JANUARY 18, 2023. IEUA BOARD AND COMMITTEE MEETINGS WILL CONTINUE TO BE CONDUCTED THROUGH TELECONFERENCE IN AN EFFORT TO PROTECT PUBLIC HEALTH AND PREVENT THE SPREAD OF COVID-19.

The public may participate and provide public comment during the meeting by dialing the number provided above. Comments may also be submitted by email to the Board Secretary/Office Manager Denise Garzaro at dgarzaro@ieua.org prior to the completion of the Public Comment section of the meeting. Comments will be distributed to the Board of Directors.

CALL TO ORDER OF THE INLAND EMPIRE UTILITIES AGENCY BOARD OF DIRECTORS MEETING

ROLL CALL

FLAG SALUTE

PUBLIC COMMENT

Members of the public may address the Board on any item that is within the jurisdiction of the Board; however, no action may be taken on any item not appearing on the agenda unless the action is otherwise authorized by Subdivision (b) of Section 54954.2 of the Government Code. Those persons wishing to address the Board on any matter, whether or not it appears on the agenda, are requested to email the Board Secretary/Office Manager prior to the public comment section or request to address the Board during the public comments section of the meeting. Comments will be limited to three minutes per speaker. Thank you.

*A Municipal Water District

ADDITIONS TO THE AGENDA

In accordance with Section 54954.2 of the Government Code (Brown Act), additions to the agenda require two-thirds vote of the legislative body, or, if less than two-thirds of the members are present, a unanimous vote of those members present, that there is a need to take immediate action and that the need for action came to the attention of the local agency subsequent to the agenda being posted.

NEW, PROMOTED AND RECLASSIFIED EMPLOYEE INTRODUCTIONS

1. CONSENT ITEMS

NOTICE: All matters listed under the Consent Calendar are considered to be routine and non-controversial and will be acted upon by the Board by one motion in the form listed below. There will be no separate discussion on these items prior to the time the Board votes unless any Board members, staff or the public requests specific items be discussed and/or removed from the Consent Calendar for separate action.

A. MINUTES

Approve minutes of the January 4 and January 18, 2023 Board Meetings.

B. REPORT ON GENERAL DISBURSEMENTS

Staff recommends that the Board approve the total disbursements for the month of December 2022, in the amount of \$26,961,777.56.

C. RP-1 DEVICENET REPLACEMENT DESIGN CONSULTANT CONTRACT AWARD (Eng/Ops/WR)

Staff recommends that the Board:

1. Award a design consultant contract for the RP-1 DeviceNet Replacement, Project No. EN23000, to Eramosa International Inc., for the not-to-exceed amount of \$465,918; and
2. Authorize the General Manager to execute the contract, subject to non-substantive changes.

D. ADOPTION OF THE 2023 – 2024 FEDERAL AND STATE LEGISLATIVE PRIORITIES & POLICY PRINCIPLES (Community & Leg)

Staff recommends that the Board adopt the 2023 – 2024 Legislative Priorities and Policy Principles.

E. RP-1 HEADWORKS BAR SCREEN SYSTEM IMPROVEMENTS DESIGN-BUILD CONTRACT AWARD (Eng/Ops/WR)

Staff recommends that the Board:

1. Award a design-build contract for the RP-1 Headworks Bar Screen System Improvements, Project No. EN23111, to GSE Construction Co., Inc. in the amount of \$1,609,900; and
2. Authorize the General Manager to execute the contract, subject to non-substantive changes.

2. ACTION ITEMS

A. DISCUSSION AND POSSIBLE APPROVAL OF AMENDMENT TO GENERAL MANAGER'S EMPLOYMENT CONTRACT AND APPROVAL OF PERFORMANCE AWARD

It is recommended that the Board:

1. Consider and approve a General Manager's performance award in an amount not to exceed 10% of base salary; and
2. Consider and approve the Restated Employment Agreement submitted herewith.

B. ADOPTION OF RESOLUTION NO. 2023-2-2, AMENDING THE AGENCY'S SALARY SCHEDULE/MATRIX FOR ALL GROUPS

Staff recommends that the Board adopt Resolution No. 2023-2-2, amending the Agency's Salary Schedule/Matrix for all groups.

C. ADOPTION OF RESOLUTION NO. 2023-2-1, AUTHORIZING IEUA TO ENTER INTO A FINANCIAL ASSISTANCE AGREEMENT UNDER WATERSMART: WATER RECYCLING AND DESALINATION PLANNING

Staff recommends that the Board adopt Resolution No. 2023-2-1, authorizing the General Manager to enter into a financial assistance agreement under the USBR's WaterSMART: Water Recycling and Desalination Planning Grants Program for the Chino Basin Advanced Treated Recycled Water, Storage, and Production Project.

3. INFORMATION ITEMS

A. ENGINEERING AND CONSTRUCTION MANAGEMENT PROJECT UPDATES (POWERPOINT) (Eng/Ops/WR)

RECEIVE AND FILE INFORMATION ITEMS

B. FEDERAL LEGISLATIVE REPORT FROM CARPI AND CLAY (WRITTEN) (Community & Leg)

C. STATE LEGISLATIVE REPORT FROM WEST COAST ADVISORS (WRITTEN) (Community & Leg)

D. PUBLIC OUTREACH AND COMMUNICATION (WRITTEN) (Community & Leg)

E. PLANNING AND RESOURCES DEPARTMENT QUARTERLY UPDATE (POWERPOINT) (Eng/Ops/WR)

F. LABORATORY SEMI-ANNUAL UPDATE (POWERPOINT) (Eng/Ops/WR)

- G. RP-5 EXPANSION PROJECT UPDATE – FEBRUARY 2023 (POWERPOINT) (Eng/Ops/WR)
- H. TREASURER’S REPORT OF FINANCIAL AFFAIRS (WRITTEN/ POWERPOINT)

4. AGENCY REPRESENTATIVES’ REPORTS

- A. SANTA ANA WATERSHED PROJECT AUTHORITY REPORT (WRITTEN)
February 7, 2023 SAWPA Commission Meeting. The February 21, 2023 SAWPA Commission meeting agenda was not available at time of posting.
- B. METROPOLITAN WATER DISTRICT OF SOUTHERN CALIFORNIA REPORT (WRITTEN)
February 14, 2023 MWD Board meeting.
- C. REGIONAL SEWERAGE PROGRAM POLICY COMMITTEE REPORT
The next Regional Sewerage Program Policy Committee meeting is scheduled March 2, 2023.
- D. CHINO BASIN WATERMASTER REPORT (WRITTEN)
January 26, 2023 Chino Basin Watermaster Board meeting.
- E. CHINO BASIN DESALTER AUTHORITY REPORT (WRITTEN)
February 2, 2023 CDA Board meeting.
- F. INLAND EMPIRE REGIONAL COMPOSTING AUTHORITY REPORT (WRITTEN)
February 6, 2023 IERCA Board meeting.

5. GENERAL MANAGER’S REPORT (WRITTEN)

6. BOARD OF DIRECTORS’ REQUESTED FUTURE AGENDA ITEMS

7. DIRECTORS’ COMMENTS

A. CONFERENCE REPORTS

This is the time and place for the Members of the Board to report on prescheduled Committee/District Representative Assignment meetings, which were held since the last regular Board meeting, and/or any other items of interest.

8. CLOSED SESSION

- A. PURSUANT TO GOVERNMENT CODE SECTION 54956.9(d)(2)(e)1 CONFERENCE WITH LEGAL COUNSEL - ANTICIPATED LITIGATION
Two Cases

ADJOURN

Declaration of Posting

I, Denise Garzaro, CMC, Board Secretary/Office Manager of the Inland Empire Utilities Agency*, a Municipal Water District, hereby certify that, per Government Code Section 54954.2, a copy of this agenda has been posted at the Agency's main office, 6075 Kimball Avenue, Building A, Chino, CA and on the Agency's website at www.ieua.org at least seventy-two (72) hours prior to the meeting date and time above.

In compliance with the Americans with Disabilities Act, if you need special assistance to participate in this meeting, please contact the Board Secretary at (909) 993-1736 or dgarzaro@ieua.org, 48 hours prior to the scheduled meeting so that IEUA can make reasonable arrangements to ensure accessibility.

**CONSENT
CALENDAR
ITEM**

1A



**MINUTES
REGULAR WORKSHOP/MEETING OF THE
INLAND EMPIRE UTILITIES AGENCY
BOARD OF DIRECTORS**

**WEDNESDAY, JANUARY 4, 2023
10:00 A.M.**

DIRECTORS PRESENT:

Marco Tule, President
Michael Camacho, Director

DIRECTORS PRESENT via Video/Teleconference:

Jasmin A. Hall, Secretary/Treasurer
Paul Hofer, Director

DIRECTORS ABSENT:

Steven J. Elie, Vice President

STAFF PRESENT

Shivaji Deshmukh, P.E., General Manager
Lisa Dye, Director of Human Resources
Denise Garzaro, Board Secretary/Office Manager
Michael Larios, Technology Specialist I
Alyson Piguee, Director of External & Government Affairs

STAFF PRESENT via Video/Teleconference:

Kristine Day, Assistant General Manager
Tony Arellano, Safety Officer
Javier Chagoyen-Lazaro, Director of Finance
Robert Delgado, Manager of Maintenance
Don Hamlett, Director of Information Technology
Michael Hurley, Director of Planning & Resources
Jennifer Hy-Luk, Executive Assistant
Linda Johnson, Records Management Supervisor
Sushmitha Reddy, Manager of Laboratories
Teresa Velarde, Manager of Internal Audit
Jeff Ziegenbein, Acting Director of Operations

OTHERS PRESENT:

Jean Cihigoyenetché, JC Law Firm

A meeting of the Board of Directors of the Inland Empire Utilities Agency* was held at the office of the Agency, 6075 Kimball Avenue, Building A, Chino, California and via video/teleconference on the above date.

President Tule called the meeting to order at 10:00 a.m. Board Secretary/Office Manager Denise Garzaro took roll call and established a quorum. Board Secretary/Office Manager Garzaro led the Pledge of Allegiance.

PUBLIC COMMENT

There were no public comments.

ADDITIONS TO THE AGENDA

There were no changes/additions/deletions to the agenda.

1. **GENERAL MANAGER'S COMMENTS**

There were no General Manager comments.

2. **BOARD OF DIRECTORS' REQUESTED FUTURE AGENDA ITEMS**

There were no future requested agenda items from the Board of Directors.

3. **DIRECTORS' COMMENTS**

There were no Board of Directors comments.

4. **CLOSED SESSION**

The Board recessed to Closed Session at 10:02 a.m.:

A. **PURSUANT TO GOVERNMENT CODE SECTION 54956.9(e)(3) CONFERENCE WITH LEGAL COUNSEL - ANTICIPATED LITIGATION**

One Case

B. **PURSUANT TO GOVERNMENT CODE SECTIONS 54957 AND 54957.6 – PUBLIC EMPLOYEE PERFORMANCE EVALUATION**

1. General Manager

The meeting resumed at 10:22 a.m. and General Counsel Jean Cihigoyenetché stated that the Board took the following action on Closed Session item 4A.

THE CLAIM FOR DAMAGES SUBMITTED BY
MANUEL MORENO WAS REJECTED BY THE
BOARD, BY THE FOLLOWING VOTE:

Ayes: Camacho, Hall, Hofer, Tule

Noes: None

Absent: Elie

General Counsel Jean Cihigoyenetché noted that Item 4B was not discussed.

ADJOURNMENT

President Tule adjourned the meeting at 10:23 a.m.

Jasmin A. Hall, Secretary/Treasurer

APPROVED: FEBRUARY 15, 2023

DRAFT



**MINUTES
MEETING OF THE
INLAND EMPIRE UTILITIES AGENCY
BOARD OF DIRECTORS**

**WEDNESDAY, JANUARY 18, 2023
10:00 A.M.**

DIRECTORS PRESENT:

Marco Tule, President
Steven J. Elie, Vice President
Michael Camacho, Director

DIRECTORS PRESENT via Video/Teleconference:

Paul Hofer, Director

DIRECTORS ABSENT:

Jasmin A. Hall, Secretary/Treasurer

STAFF PRESENT:

Shivaji Deshmukh, P.E., General Manager
Christiana Daisy, P.E., Deputy General Manager
Kristine Day, Assistant General Manager
Adham Almasri, P.E., Principal Engineer
Tony Arellano, Safety Officer
Kevin Asprer, Associate Engineer
Josh Biesiada, Senior Project Manager
Jerry Burke, Director of Engineering
Jana Crawford, Administrative Assistant II
Lucia Diaz, Manager of Facilities & Water System Programs
Lisa Dye, Director of Human Resources
Dan Dyer, Operations Supervisor
Chris Garcia, Environmental Resources Planner II
Denise Garzaro, Board Secretary/Office Manager
Brandon Gonzalez Contreras, Technology Specialist I
Don Hamlett, Director of Information Technology
Michael Hurley, Director of Planning & Resources
Elizabeth Hurst, Chino Basin Program Manager
Michael Larios, Technology Specialist I
Jacqueline Lopez, Administrative Assistant II
Jason Marseilles, Manager of Engineering
Ed Makowski, Wastewater Treatment Plant Operator II
Liza Munoz, Senior Engineer
Dominic Palencia, Internal Auditor
Cathleen Pieroni, Senior Policy Advisor
Alyson Piguee, Director of External & Government Affairs
Sandra Salazar, Associate Engineer

Vicky Salazar, Senior Associate Engineer
Steve Smith, Acting Groundwater Recharge Supervisor
James Spears, Senior Engineer
Travis Sprague, P.E., Principal Engineer
Megan Trott, Associate Engineer
Ryan Ward, Assistant Engineer
Brian Wilson, Principal Engineer
Teresa Velarde, Manager of Internal Audit
Jeff Ziegenbein, Acting Director of Operations & Maintenance

STAFF PRESENT via Video/Teleconference:

Deborah Berry, Controller
Jerry Burke, Director of Engineering
Andrea Carruthers, Communications Officer
Pierre Cayatte, Senior Engineer
Javier Chagoyen-Lazaro, Director of Finance
Stephanie Chancellor,
Nelson Delgado, Senior Compost Operations & Maintenance Technician
Robert Delgado, Manager of Maintenance
Warren Green, Manager of Contracts & Procurement
Jon Florio, Deputy Manager of Maintenance
Jennifer Hy-Luk, Executive Assistant
Linda Johnson, Records Management Supervisor
Lisa Mejri, Government Affairs Intern
Sushmitha Reddy, Manager of Laboratories
Cheyanne Reseck, Administrative Assistant II
Michael Smith, Maintenance Planner
Yvonne Taylor, Administrative Assistant II
Ashley Womack, Grants & Government Affairs Officer

OTHERS PRESENT via Video/Teleconference:

Jean Cihigoyenetché, JC Law Firm
Marty Cihigoyenetché, JC Law Firm

A meeting of the Board of Directors of the Inland Empire Utilities Agency* was held at the office of the Agency, 6075 Kimball Avenue, Building A, Chino, California and via video/teleconference on the above date.

President Tule called the meeting to order at 10:05 a.m. Board Secretary/Office Manager Denise Garzaro took roll call and established a quorum.

PUBLIC COMMENT

There were no public comments.

ADDITIONS TO THE AGENDA

There were no changes/additions/deletions to the agenda.

NEW, PROMOTED AND RECLASSIFIED EMPLOYEE INTRODUCTIONS

The following staff member from Information Technology was introduced:

- Jana Crawford, Administrative Assistant II, hired January 9, 2023, Information Technology

The following staff member from Internal Audit was introduced:

- Dominic Palencia, Internal Auditor, hired January 16, 2023, Internal Audit

The following staff members from Operations & Maintenance were hired and recognized:

- Daniel Dyer, Operations Supervisor, promoted January 8, 2023, Operations
- Edward Makowski, Wastewater Treatment Plant Operator II, reclassified November 13, 2022, Operations
- Michael Rodriguez, Senior Wastewater Treatment Plant Operator, promoted December 25, 2022, Operations
- Nelson Delgado, Senior Compost Operations & Maintenance Technician, promoted December 25, 2022, Organics Management
- Thomas Chok, Electrical & Instrumentation Technician II, hired January 16, 2023, Maintenance
- Franklin Hernandez, Electrical & Instrumentation Technician II, hired January 16, 2023, Maintenance

The following staff member from Planning & Resources was introduced:

- Jacqueline Lopez, Administrative Assistant II, hired January 16, 2023, Planning & Resources

The following staff member from Policy & Inter-Agency Relations was introduced:

- Christopher Garcia, Environmental Resources Planner II, hired January 8, 2023, Policy & Inter-Agency Relations

The Board of Directors welcomed Ms. Crawford, Mr. Palencia, Mr. Chok, Mr. Hernandez, Ms. Lopez, and Mr. Garcia to the IEUA team. The Board of Directors congratulated Mr. Dyer, Mr. Makowski, Mr. Rodriguez, and Mr. Delgado on their promotions and reclassifications.

1. PUBLIC HEARINGS

A. ADOPTION OF RESOLUTION NO. 2023-1-3, ADOPTING AMENDMENTS TO THE INLAND EMPIRE UTILITIES AGENCY'S CONFLICT OF INTEREST CODE

General Manager Shivaji Deshmukh provided the staff presentation.

President Tule opened the public hearing. Hearing no public comments, President Tule closed the public hearing.

MOVED BY DIRECTOR CAMACHO, SECONDED BY DIRECTOR ELIE, THE BOARD ADOPTED RESOLUTION NO. 2023-1-3, ADOPTING AMENDMENTS TO THE INLAND EMPIRE UTILITIES AGENCY'S CONFLICT OF INTEREST CODE, BY THE FOLLOWING VOTE:

Ayes: Camacho, Elie, Hofer, Tule

Noes: None

Absent: Hall

2. CONSENT ITEMS

A. MINUTES

B. ADOPTION OF RESOLUTION NO. 2023-1-2, MAKING CERTAIN FINDINGS AND DETERMINATIONS REGARDING SPECIAL RULES FOR CONDUCTING MEETINGS THROUGH TELECONFERENCE

C. REPORT ON GENERAL DISBURSEMENTS (*Finance & Admin*)

D. RP-1 AND RP-4 GENERATOR CONTROL RETROFITS CONSTRUCTION CONTRACT CHANGE ORDER (*Eng/Ops/WR*) (*Finance & Admin*)

E. PRESERVE LIFT STATION IMPROVEMENTS CONSTRUCTION CONTRACT AWARD (*Eng/Ops/WR*) (*Finance & Admin*)

F. BRINE SEWER SYSTEM (BSS) AND REGIONAL SEWER SYSTEM (RSS) MANHOLE UPGRADES FY 22/23 CONSTRUCTION CONTRACT AWARD (*Eng/Ops/WR*)

G. MEANS CONSULTING CONTRACT AMENDMENT (*Eng/Ops/WR*)

H. CENTRIFUGE SERVICE CONTRACT AMENDMENT (*Eng/Ops/WR*)

I. GROUNDWATER RECHARGE MASTER SERVICE CONTRACT AWARDS (*Eng/Ops/WR*)

J. RP-4 PROCESS IMPROVEMENTS PHASE II CONSULTANT CONTRACT AWARD (*Eng/Ops/WR*)

K. ADOPTION OF RESOLUTION NO. 2023-1-1, AUTHORIZING THE AGENCY-WIDE ORGANIZATIONAL MEMBERSHIPS AND AFFILIATIONS FOR FISCAL YEAR 2023/24 (*Community & Leg*)

MOVED BY DIRECTOR ELIE, SECONDED BY DIRECTOR CAMACHO, AGENDA ITEM NOS. 2A THROUGH 2K, WERE APPROVED AS RECOMMENDED BELOW, BY THE FOLLOWING VOTE:

Ayes: Camacho, Elie, Hofer, Tule

Noes: None

Absent: Hall

- Approved the minutes of the December 7 and December 21, 2022 Board Meetings.
- Adopted Resolution No. 2023-1-2, making certain findings and determinations regarding special rules for conducting meetings through teleconference.
- Approved the total disbursements for the month of November 2022, in the amount of \$28,825,460.19.
- Approved the construction contract change order for the RP-1 and RP-4 Generator Retrofits, Project No. EN22034, to Big Sky Electric, for an additional amount of \$158,000, increasing the contract amount to \$333,100 (90%); approved a total project budget augmentation in the amount of \$200,000 to the RP-1 and RP-4 Generator Retrofits, Project No. EN22034, increasing the budget from \$240,000 to \$440,000 in the Regional Operations and Maintenance (10800) Fund; and authorized the General Manager to execute the change order and total project budget increase, subject to non-substantive changes.
- Awarded a construction contract for the Preserve Lift Station Improvements, Project No. EN23066, to Tharsos Inc., for the amount of \$781,000; approved a total project budget and FY 22/23 project budget augmentation in the amount of \$595,000 to Project No. EN23066 increasing the budget from \$455,000 to \$1,050,000 in the Regional Operations and Maintenance (10800) Fund; and authorized the General Manager to execute the construction contract and budget augmentation, subject to non-substantive changes.
- Awarded a construction contract for the BSS Manhole Upgrades FY 22/23 and RSS Manhole Upgrades FY 22/23, Project Nos. EN23014 and EN23015, to Norstar Plumbing and Engineering in the amount of \$413,000; and authorized the General Manager to execute the contract; subject to non-substantive changes.
- Approved a contract amendment for professional consulting services to Means Consulting, LLC in the amount of \$262,488, increasing the contract from \$239,514 to a not-to-exceed amount of \$502,002; and authorized the General Manager to execute the contract amendment, subject to non-substantive changes.
- Approved a contract amendment for the centrifuge services with Sentrimax Centrifuge Inc. for three, one-year extensions in the amount of \$510,000, increasing the contract from \$90,000 to a not-to-exceed amount of \$600,000; and authorized the General Manager to execute the contract amendment, subject to non-substantive changes.

- Approved contract awards for the Groundwater Recharge Master Service Contracts to Jeremy Harris Construction, Inc. (Contract No. 4600003196), Hal Hays Construction, Inc. (Contract No. 46000003198), and Mike Bubalo Construction Co., Inc. (Contract No. 4600003197), for Groundwater Recharge Master Services for a not-to-exceed amount of \$1,000,000; and authorized the General Manager to execute the master service contracts, subject to non-substantive changes.
- Awarded a consultant contract for the RP-4 Process Improvements Phase II, Project No. EN20057, to Carollo Engineers Inc., for the not-to-exceed amount of \$1,084,943; and authorized the General Manager to execute the contract, subject to non-substantive changes.
- Adopted Resolution No. 2023-1-1, authorizing the Agency-wide organizational memberships and affiliations for Fiscal Year 2023/23; and authorized the General Manager to approve all Agency-wide membership fees that are \$10,000 or less.

3. **ACTION ITEMS**

A. **NORTH SYSTEM NORTH TRUNK (NSNT) SEWER SIPHON REPLACEMENT CONSTRUCTION CONTRACT AWARD (Eng/Ops/WR) (Finance & Admin)**

Director Hofer announced his abstention on item 3A and left the room during discussion of the item.

Associate Engineer Megan Trott provided the staff presentation.

MOVED BY DIRECTOR ELIE, SECONDED BY DIRECTOR CAMACHO, AWARDED A CONSTRUCTION CONTRACT FOR THE NSNT SEWER SIPHON REPLACEMENT, PROJECT NO. EN20064, TO FERREIRA CONSTRUCTION CO., FOR THE AMOUNT OF \$2,686,640; APPROVED A TOTAL PROJECT BUDGET AUGMENTATION IN THE AMOUNT OF \$1,387,853 TO THE NSNT SEWER SIPHON REPLACEMENT, PROJECT NO. EN20064, INCREASING THE BUDGET FROM \$3,112,147 TO \$4,500,000 IN THE NON-RECLAIMABLE WASTEWATER (10500) FUND; AND AUTHORIZED THE GENERAL MANAGER TO EXECUTE THE CONSTRUCTION CONTRACT AND BUDGET AUGMENTATION, SUBJECT TO NON-SUBSTANTIVE CHANGES, AS RECOMMENDED, BY THE FOLLOWING VOTE:

Ayes: Camacho, Elie, Tule

Noes: None

Absent: Hall

Abstain: Hofer

4. INFORMATION ITEMS

A. ANNUAL REGIONAL WATER USE EFFICIENCY PROGRAMS REPORT – FY 2021/22 (WRITTEN/POWERPOINT)

Environmental Resources Planner II Chris Garcia provided the staff presentation.

B. RP-5 EXPANSION PROJECT UPDATE – JANUARY 2023 (POWERPOINT)

Principal Engineer Brian Wilson and Senior Associate Engineer Vicky Salazar provided the staff presentation.

C. ENGINEERING AND CONSTRUCTION MANAGEMENT PROJECT UPDATES

Manager of Engineering & Construction Management Jason Marseilles provided an update on the following projects: CCWRF 12kv Backup Generator Control Circuit Improvements; Philadelphia Lift Station Pump Upgrades; and RP-1 & RP-4 Generator Control Panel Retrofit Modernization.

The following items were received and filed by the Board:

D. FEDERAL LEGISLATIVE REPORT FROM CARPI AND CLAY (WRITTEN)

E. STATE LEGISLATIVE REPORT AND MATRIX FROM WEST COAST ADVISORS (WRITTEN)

F. PUBLIC OUTREACH AND COMMUNICATION (WRITTEN)

G. OPERATIONS & MAINTENANCE DEPARTMENT QUARTERLY UPDATE (POWERPOINT)

H. TREASURER’S REPORT OF FINANCIAL AFFAIRS (WRITTEN/POWERPOINT)

5. AGENCY REPRESENTATIVES’ REPORTS

A. SANTA ANA WATERSHED PROJECT AUTHORITY REPORT

General Manager Shivaji Deshmukh reported that at the January 17 Commission meeting, the Commission approved the updated SAWPA Reserve Policy; authorized the rotation of officers in accordance with the historical rotation and appointed Bruce Whitaker as Commission Chair, Mike Gardner as Vice Chair, and T. Milford Harrison as Secretary-Treasurer; and adopted a resolution recognizing James D. Herberg for his contributions and dedication to public service as General Manager of the Orange County Sanitation District.

B. METROPOLITAN WATER DISTRICT OF SOUTHERN CALIFORNIA REPORT

General Manager Deshmukh reported that at the January 9 Special Board Meeting, the MWD Board received an update on the status of the Colorado River. Storage in Lake Powell and Lake Mead remains very low, and negotiations are underway among the basin states and the Department of the Interior to find immediate and long-term ways to reduce demand. It is expected that by the end of this year, the parties will either have agreed to a pathway forward or talks could result in litigation.

Even if the State Water Project system improves significantly, the entire MWD system is expected to stay in allocation conditions due to the status of the Colorado River. The Board did authorize \$100 million towards the purchase of spot transfers if needed.

General Manager Deshmukh reported that MWD's board awarded a contract to construct a bypass pipeline at the Wadsworth Pumping Plant as part of the water supply reliability improvements in the Rialto Pipeline service area. This contract is one component of a \$50 million project to connect our region to Diamond Valley Lake by 2024 and bring drought relief.

General Manager Deshmukh also reported that Director Camacho, who is Vice Chair at MWD, received a ten-year service pin and handed the gavel to incoming MWD Chair Ortega.

Director Camacho noted that Director Randy Record received a twenty-year service pin and two new Directors were sworn in to the MWD Board.

C. REGIONAL SEWERAGE PROGRAM POLICY COMMITTEE REPORT

There was nothing to report.

D. CHINO BASIN WATERMASTER REPORT

There was nothing to report.

E. CHINO BASIN DESALTER AUTHORITY REPORT

President Tule reported that at the January 5 Board meeting, the CDA Board approved the Annual Financial Report for Fiscal Year 2021/22 and a construction contract award for the WELL II-1 Improvements Project.

F. INLAND EMPIRE REGIONAL COMPOSTING AUTHORITY REPORT

There was nothing to report.

6. GENERAL MANAGER'S REPORT

General Manager Deshmukh reported that last week, the Agency held its inaugural New Hire Tour as part of the New Splash employee onboarding experience. 27 new staff participated in the tour which included stops at Carbon Canyon, RP-1, IERCF, and the Chino Desalter. General Manager Deshmukh stated he hoped that this Tour, which will be held quarterly, will help the Agency's new staff understand how their work fits into the bigger picture while simultaneously creating a networking opportunity with their peers.

General Manager Deshmukh provided a water supply update, noting that the current storm in Northern California is the last of five storms projected through the end of January. These storms provided precipitation levels of nearly 160% of average to date and snow/water content levels of roughly 200%. Storage levels continue to improve in the key SWP reservoirs of Lake Oroville and San Luis Reservoir. Lake Oroville is at 104% of its historical average and recently passed the storage level on this date in 2022. San Luis Reservoir is still below normal levels at 66% of average for this date but should begin to fill quickly now that regulatory releases are complete. Further, MWD did allocate additional Water Surplus and Drought Management supplies to IEUA under the Emergency Water Conservation Plan, but we do not expect any significant increases until the SWP allocation passes 15%.

The Agency did receive an indication from MWD that the SWP allocation may increase ahead of the normal February timeline, but increases are expected to be modest given reservoir levels and a general cautiousness given the way the water year unfolded last year. Finally, as Director Camacho noted, we still expect some type of shortage allocation from Metropolitan in 2023.

General Manager Deshmukh noted that Director Hall had requested the Human Health and Safety Water numbers at a previous Board meeting. He reported that the human health and safety water for June 1 through December 31, 2022, was 147,117 acre-feet (AF) while IEUA's share was 19,230 AF. For January 1 through June 30, 2023, that is set for 144,315 AF while IEUA's allotment is 3,206 AF.

General Manager Deshmukh added that IEUA's Groundwater Recharge team conducted field inspections and monitoring of basin level readings throughout the recent storms. Overall stormwater capture is estimated at 5,100 AF which converts to 1.6 billion gallons of water in the region.

7. **BOARD OF DIRECTORS' REQUESTED FUTURE AGENDA ITEMS**

Director Hofer asked about the deadline for the negotiations on the Colorado River and what agencies are involved in the ongoing litigation. Director Hofer requested how much water flowed down to the Santa Ana River during this last storm.

8. **DIRECTORS' COMMENTS AND CONFERENCE REPORTS**

Vice President Elie stated that he attended the IEUA End of the Year Celebration on December 21.

President Tule stated that he also attended the IEUA End of the Year Celebration on December 21.

9. **CLOSED SESSION**

The Board recessed to Closed Session at 11:04 a.m.:

A. **PURSUANT TO GOVERNMENT CODE SECTION 54956.9(a) – CONFERENCE WITH LEGAL COUNSEL – EXISTING LITIGATION**

1. Workers' Compensation Claim Nos. IEUC-000495; 4A2208YJ8LZ-0001

B. **PURSUANT TO GOVERNMENT CODE SECTION 54956.9(d)(2)(e)1 CONFERENCE WITH LEGAL COUNSEL - ANTICIPATED LITIGATION**

Three Cases

C. **PURSUANT TO GOVERNMENT CODE SECTIONS 54957 AND 54957.6 – PUBLIC EMPLOYEE PERFORMANCE EVALUATION**

1. General Manager

The meeting resumed at 12:20 p.m. and General Counsel Marty Cihigoyenatche stated that the Board discussed Item 9B with the following reportable action:

MOVED BY DIRECTOR ELIE, SECONDED BY
DIRECTOR CAMACHO. THE BOARD ACCEPTED
AN OFFER OF COMPROMISE FROM LANE

SECURITY PAVING REGARDING COSTS TO REPAIR A RECYCLED WATER PIPELINE BREAK IN THE AMOUNT OF \$225,000, BY THE FOLLOWING VOTE:

Ayes: Camacho, Elie, Hofer, Tule

Noes: None

Absent: Hall

Abstain: None

General Counsel Cihigoyenetché stated the Board also discussed Item 9C with no reportable action.

ADJOURNMENT

President Tule adjourned the meeting at 12:22 p.m.

Jasmin A. Hall, Secretary/Treasurer

APPROVED: FEBRUARY 15, 2023

**CONSENT
CALENDAR
ITEM**

1B

Date: February 15, 2023

To: The Honorable Board of Directors

ADD
From: Shivaji Deshmukh, General Manager

Committee:

Staff Contact: Kristine Day, Assistant General Manager

Subject: Report on General Disbursements

Executive Summary:

Total disbursements for the month of December 2022 were \$26,961,777.56. Disbursement activity included check payments of \$778,382.26 to vendors and \$16,024.18 for worker's compensation related costs. Electronic payments included the Automated Clearing House (ACH) of \$14,556,931.41 and wire transfers (excluding payroll) of \$8,166,098.32. The total payroll was \$3,438,525.86 for employees and \$5,815.53 for the Board of Directors.

Staff's Recommendation:

Approve the total disbursements for the month of December 2022 in the amount of \$26,961,777.56.

Budget Impact *Budgeted (Y/N):* N *Amendment (Y/N):* N *Amount for Requested Approval:*

Account/Project Name:

Fiscal Impact (explain if not budgeted):

Prior Board Action:

On January 18, 2023 the Board of Directors approved the November 2022 Report on General Disbursements totaling \$28,825,460.19.

Environmental Determination:

Not Applicable

Business Goal:

The report on general disbursements is consistent with the Agency's Business Goal of Fiscal Responsibility in providing financial reporting that accounts for general disbursements associated with operating requirements.

Attachments:

Attachment 1 - Background

Attachment 2 - Details of General Disbursements

Attachment 3 - PowerPoint

Background

Subject: Report on General Disbursements

Table 1 summarizes the disbursements detailed in each of the six attachments affixed to this letter. Table 2 lists the disbursements in excess of an aggregated \$500,000 per vendor and is presented in largest to smallest dollar value.

Table 1: Disbursement Details

Attachment	Payment Type	Amount
2A	Vendor Checks	\$ 778,382.26
2B	Workers' Comp Checks	\$ 16,024.18
2C	Vendor ACHs	\$ 14,556,931.41
2D	Vendor Wires (excludes Payroll)	\$ 8,166,098.32
2E	Payroll-Net Pay-Directors	\$ 5,815.53
2F	Payroll-Net Pay-Employees	\$ 3,438,525.86
Total Disbursements		\$26,961,777.56

Table 2: Disbursements in Excess of \$500,000 per Vendor

Vendor	Amount	Description
MWD	\$ 6,151,128.32	October 2022 Water Purchases
WM LYLES COMPANY	\$ 5,827,912.18	Professional Svc's for EN17110 – RP-4 Process Improvements; EN19043- RP-1 Centrifuge Foul Air Line.
COUNTY SANITATION DISTRICTS OF LOS ANGELES COUNTY	\$ 1,536,761.00	2 nd QTR Wastewater Treatment Surcharge
INTERNAL REVENUE SERVICE	\$ 991,656.14	P/R 124, 24, 125, 25; Dir 12 Taxes
SO CALIF EDISON	\$ 765,323.68	9/19/22 – 12/22/22 Electricity
PERS	\$ 747,194.02	12/22 Health Ins; P/R 24, 25
BEST CONTRACTING SERVICES INC	\$ 568,704.81	Professional Svc's for FM21005.01 – Structural Agency Wide Roofing Phase III

Attachment 2A

Vendor Checks

Inland Empire Util. Agency
Chino, CA
Company code 1000

Check Register
CBB Disbursement Account-Dec'22

01/20/2023 / 20:42:38
User: CCAMPBEL
Page: 1

Bank	CBB	CITIZENS BUSINESS BANK			ONTARIO CA	917610000
Bank Key	122234149					
Acct number	CHECK	231167641				
Check						
Check number from to	Payment	Pmnt date	Crcy	Amount paid (FC)	Recipient/void reason code	Enca./void
235737	2200126236	12/01/2022	USD	793.93	BOOT BARN INC IRVINE CA	12/09/2022
235738	2200126237	12/01/2022	USD	63.14	CHINO HILLS FORD CHINO CA	12/13/2022
235739	2200126238	12/01/2022	USD	4,730.78	CINTAS CORPORATION- LOC#150 PHOENIX AZ	12/12/2022
235740	2200126244	12/01/2022	USD	1,573.92	CITY OF CHINO CHINO CA	12/07/2022
235741	2200126233	12/01/2022	USD	1,196.41	FLW INC HUNTINGTON BEACH CA	12/07/2022
235742	2200126247	12/01/2022	USD	900.32	FRANCHISE TAX BOARD SACRAMENTO CA	01/13/2023
235743	2200126239	12/01/2022	USD	1,265.00	H2 ENVIRONMENTAL CONSULTING SECHINO CA	12/06/2022
235744	2200126243	12/01/2022	USD	150.00	HARKEY COMPLIANCE SAN BERNARDINO CA	12/09/2022
235745	2200126240	12/01/2022	USD	172.48	MRC GLOBAL INC DALLAS TX	12/06/2022
235746	2200126242	12/01/2022	USD	1,984.91	ON CALL MECHANICAL SERVICES INFALLBROOK CA	12/12/2022
235747	2200126241	12/01/2022	USD	310.91	QUINN COMPANY LOS ANGELES CA	12/06/2022
235748	2200126234	12/01/2022	USD	395.00	RANCHO CUCAMONGA RANCHO CUCAMONGA CA	12/13/2022
235749	2200126232	12/01/2022	USD	75.00	REM LOCK & KEY ONTARIO CA	12/07/2022
235750	2200126235	12/01/2022	USD	2,300.00	SAN BERNARDINO COUNTY SAN BERNARDINO CA	12/13/2022
235751	2200126245	12/01/2022	USD	426.29	SO CALIF GAS MONTEREY PARK CA	12/08/2022
235752	2200126246	12/01/2022	USD	473.43	VERIZON BUSINESS ALBANY NY	12/06/2022
235753	2200126368	12/08/2022	USD	21.95	ALONSO, RON CHINO HILLS CA	
235754	2200126370	12/08/2022	USD	33.70	CHANCELLOR, STEPHANIE CHINO CA	12/15/2022
235755	2200126352	12/08/2022	USD	70,250.00	CHARLES KING COMPANY INC SIGNAL HILL CA	12/20/2022
235756	2200126349	12/08/2022	USD	317.70	CHINO HILLS FORD CHINO CA	12/13/2022
235757	2200126350	12/08/2022	USD	4,546.22	CINTAS CORPORATION- LOC#150 PHOENIX AZ	12/19/2022
235758	2200126362	12/08/2022	USD	283.10	CITY OF CHINO CHINO CA	12/14/2022
235759	2200126363	12/08/2022	USD	314.36	CUCAMONGA VALLEY WATER DISTRICT LOS ANGELES CA	12/13/2022
235760	2200126379	12/08/2022	USD	248.01	DYE, LISA CHINO HILLS CA	12/13/2022
235761	2200126359	12/08/2022	USD	20,191.00	ENVIRONMENTAL APPLICATIONS INC SOUTH PASADENA CA	01/03/2023
235762	2200126345	12/08/2022	USD	400.00	FONTANA CHAMBER OF COMMERCE FONTANA CA	12/27/2022
235763	2200126364	12/08/2022	USD	171.53	FONTANA WATER COMPANY FONTANA CA	12/16/2022
235764	2200126366	12/08/2022	USD	17.94	FRANCHISE TAX BOARD SACRAMENTO CA	01/17/2023
235765	2200126365	12/08/2022	USD	2,764.90	FRONTIER COMMUNICATIONS CORP CINCINNATI OH	12/20/2022
235766	2200126376	12/08/2022	USD	421.21	GALLAGHER, MICHAEL CHINO HILLS CA	12/27/2022
235767	2200126355	12/08/2022	USD	5,443.66	GE GRID SOLUTIONS LLC ATLANTA GA	12/13/2022
235768	2200126343	12/08/2022	USD	1,476.79	GENERAL BOTTLE INC LOS ANGELES CA	12/14/2022
235769	2200126361	12/08/2022	USD	1,427.90	GENERATOR SERVICES CO INC RANCHO CUCAMONGA CA	12/14/2022
235770	2200126374	12/08/2022	USD	33.80	GUPTA, NEETU CHINO HILLS CA	
235771	2200126369	12/08/2022	USD	57.12	HURST, ELIZABETH CHINO HILLS CA	
235772	2200126367	12/08/2022	USD	1,004.31	IGNACIO, JOEL CHINO HILLS CA	12/30/2022
235773	2200126354	12/08/2022	USD	297.66	IMPERIAL SPRINKLER SUPPLY ANAHEIM CA	12/13/2022
235774	2200126380	12/08/2022	USD	54.46	JAUREGUI, DANIEL CHINO HILLS CA	12/19/2022
235775	2200126373	12/08/2022	USD	34.94	MCCORKELL, GREGORY CHINO HILLS CA	12/27/2022
235776	2200126377	12/08/2022	USD	1,064.06	MONFORE, KENNETH CHINO HILLS CA	12/23/2022
235777	2200126360	12/08/2022	USD	6,428.15	ON CALL MECHANICAL SERVICES INFALLBROOK CA	12/15/2022
235778	2200126358	12/08/2022	USD	2,124.73	ONICON INC LARGO FL	12/14/2022
235779	2200126375	12/08/2022	USD	70.20	PEREZ, HARRY CHINO HILLS CA	12/19/2022
235780	2200126378	12/08/2022	USD	54.00	PIERONI, CATHLEEN CHINO HILLS CA	12/19/2022

Inland Empire Util. Agency
Chino, CA
Company code 1000

Check Register
CBB Disbursement Account-Dec'22

01/20/2023 / 20:42:38
User: CCAMPBEL
Page: 2

Bank	CBB	CITIZENS BUSINESS BANK			ONTARIO CA	917610000
Bank Key	122234149					
Acct number	CHECK	231167641				
Check						
Check number from to	Payment	Pmnt date	Crcy	Amount paid (FC)	Recipient/void reason code	Enca./void
235781	2200126351	12/08/2022	USD	3,024.94	POWERFLO PRODUCTIS INC CYPRESS CA	12/15/2022
235782	2200126348	12/08/2022	USD	17,975.00	PROJECT PARTINERS INC LAGUNA HILLS CA	12/13/2022
235783	2200126353	12/08/2022	USD	798.90	QUADIENT LEASING USA INC MILFORD CT	12/15/2022
235784	2200126347	12/08/2022	USD	40.00	SAN BERNARDINO COUNTY RECORDERSAN BERNARDINO CA	12/21/2022
235785	2200126342	12/08/2022	USD	3,429.62	SOUTH COAST AQMD DIAMOND BAR CA	01/04/2023
235786	2200126357	12/08/2022	USD	1,680.00	SULZER ELECTRO-MECHANICAL SERVCOLTON CA	12/21/2022
235787	2200126356	12/08/2022	USD	142.77	SUNWIZE POWER & BATTERY LLC PORTLAND OR	12/19/2022
235788	2200126371	12/08/2022	USD	194.36	TAM, KEN CHINO HILLS CA	12/29/2022
235789	2200126372	12/08/2022	USD	110.00	VELARDE, MARIO CHINO HILLS CA	12/16/2022
235790	2200126346	12/08/2022	USD	14,430.61	VERIZON WIRELESS DALLAS TX	12/19/2022
235791	2200126344	12/08/2022	USD	5,039.44	WM CORPORATE SERVICES INC LOS ANGELES CA	12/14/2022
235792	2200126412	12/13/2022	USD	311.25	AQUATIC BIOSYSTEMS FORT COLLINS CO	01/10/2023
235793	2200126417	12/13/2022	USD	417.41	CORREIA, DAVID CHINO HILLS CA	12/19/2022
235794	2200126415	12/13/2022	USD	215.00	ENVIRONMENTAL SENSORS LONGWOOD FL	12/21/2022
235795	2200126416	12/13/2022	USD	639.96	FRONTIER COMMUNICATIONS CORP CINCINNATI OH	12/22/2022
235796	2200126418	12/13/2022	USD	1,624.92	LAM, YVONNE CHINO HILLS CA	01/03/2023
235797	2200126411	12/13/2022	USD	1,164.28	PETTY CASH EXPENDITURES CHINO CA	12/19/2022
235798	2200126413	12/13/2022	USD	495.00	PROJECT PARTINERS INC LAGUNA HILLS CA	12/19/2022
235799	2200126414	12/13/2022	USD	3,585.94	USA SAFETY SOLUTIONS INC MADISON WI	12/21/2022
235800	2200126472	12/15/2022	USD	2,310.94	APPLIED INDUSTRIAL TECHNOLOGIEPASADENA CA	12/19/2022
235801	2200126478	12/15/2022	USD	3,498.74	CINTAS CORPORATION- LOC#150 PHOENIX AZ	01/04/2023
235802	2200126474	12/15/2022	USD	34.91	CINTAS FIRST AID & SAFETY LOCCINCINNATI OH	01/04/2023
235803	2200126487	12/15/2022	USD	508.04	FRANCHISE TAX BOARD SACRAMENTO CA	
235804	2200126486	12/15/2022	USD	2,755.14	FRONTIER COMMUNICATIONS CORP CINCINNATI OH	12/28/2022
235805	2200126483	12/15/2022	USD	70,000.00	LAND VERITAS CORP TRUST ACCOUNSAN FRANCISCO CA	12/29/2022
235806	2200126477	12/15/2022	USD	437.63	NEW RESOURCES GROUP INC FAIRFIELD CT	12/20/2022
235807	2200126482	12/15/2022	USD	2,511.98	PROFORMA PRINTING SYSTEMS LOS ANGELES CA	12/21/2022
235808	2200126473	12/15/2022	USD	76,380.00	PROJECT PARTINERS INC LAGUNA HILLS CA	01/04/2023
235809	2200126476	12/15/2022	USD	45.85	SKALAR INC BUFORD GA	12/30/2022
235810	2200126479	12/15/2022	USD	1,860.00	STAFFING NETWORK LLC CAROL STREAM IL	12/21/2022
235811	2200126481	12/15/2022	USD	38.27	STAPLES CONTRACT & COMMERCIAL FRAMINGHAM MA	12/22/2022
235812	2200126480	12/15/2022	USD	274.20	SUNWIZE POWER & BATTERY LLC PORTLAND OR	01/11/2023
235813	2200126485	12/15/2022	USD	473.43	VERIZON BUSINESS ALBANY NY	12/20/2022
235814	2200126484	12/15/2022	USD	726.99	VITAL RECORDS HOLDINGS LLC CITY OF INDUSTRY CA	12/23/2022
235815	2200126475	12/15/2022	USD	1,802.51	WORLDWIDE EXPRESS PASADENA CA	12/20/2022
235816	2200126593	12/20/2022	USD	263.55	CUCAMONGA VALLEY WATER DISTRICTLOS ANGELES CA	12/28/2022
235817	2200126595	12/20/2022	USD	358.22	DIAZ, LUCIA CHINO HILLS CA	12/21/2022
235818	2200126588	12/20/2022	USD	32,428.61	DXP ENTERPRISES INC DALLAS TX	12/30/2022
235819	2200126596	12/20/2022	USD	226.06	EDWARDS, GLENN CHINO HILLS CA	12/29/2022
235820	2200126594	12/20/2022	USD	1,875.27	FRONTIER COMMUNICATIONS CORP CINCINNATI OH	01/04/2023
235821	2200126589	12/20/2022	USD	3,336.74	IDEXX DISTRIBUTION INC ATLANTA GA	12/29/2022
235822	2200126591	12/20/2022	USD	201.25	ON CALL MECHANICAL SERVICES INFALLBROOK CA	12/27/2022
235823	2200126592	12/20/2022	USD	3,633.47	ONTARIO MUNICIPAL UTILITIES COONTARIO CA	12/23/2022
235824	2200126590	12/20/2022	USD	272,046.07	SANCON TECHNOLOGIES INC HUNTINGTON BEACH CA	12/22/2022

Inland Empire Util.Agency
Chino, CA
Company code 1000

Check Register
CBB Disbursement Account-Dec'22

01/20/2023 / 20:42:38
User: CCAMPBEL
Page: 3

Bank	CBB	CITIZENS BUSINESS BANK				ONTARIO CA 917610000
Bank Key	122234149					
Acct number	CHECK	231167641				
Check						
Check number from to	Payment	Pmnt date	Crcy	Amount paid (FC)	Recipient/void reason code	Enca./void
235825	2200126587	12/20/2022	USD	165.83	USA BLUE BOOK GURNEE IL	01/10/2023
235826	2200126667	12/22/2022	USD	275.33	CHINO HILLS FORD CHINO CA	12/28/2022
235827	2200126668	12/22/2022	USD	2,827.46	CINTAS CORPORATION- LOC#150 PHOENIX AZ	01/04/2023
235828	2200126682	12/22/2022	USD	35.10	DELGADO-ORAMAS III, JOSE M CHINO HILLS CA	
235829	2200126666	12/22/2022	USD	2,867.73	DEPARTMENT OF INDUSTRIAL RELATRANCHO CORDOVA CA	12/30/2022
235830	2200126671	12/22/2022	USD	4,367.99	DXP ENTERPRISES INC DALLAS TX	01/03/2023
235831	2200126673	12/22/2022	USD	17,977.29	G/M BUSINESS INTERIORS RIVERSIDE CA	12/28/2022
235832	2200126672	12/22/2022	USD	1,381.08	IDEXX DISTRIBUTION INC ATLANTA GA	12/30/2022
235833	2200126669	12/22/2022	USD	200.00	LITTLE SISTER'S TRUCK WASH, INFONTANA CA	
235834	2200126683	12/22/2022	USD	25.53	MEDRANO, JAVIER CHINO HILLS CA	
235835	2200126676	12/22/2022	USD	2,297.47	ON CALL MECHANICAL SERVICES INFALLBROOK CA	01/06/2023
235836	2200126680	12/22/2022	USD	1,158.36	ONTARIO MUNICIPAL UTILITIES COONTARIO CA	12/28/2022
235837	2200126674	12/22/2022	USD	695.07	PROFORMA PRINTING SYSTEMS LOS ANGELES CA	
235838	2200126681	12/22/2022	USD	605.60	SO CALIF GAS MONTEREY PARK CA	01/03/2023
235839	2200126677	12/22/2022	USD	735.28	SOUTHERN CALIFORNIA NEWS GROUPWILLOUGHBY OH	12/29/2022
235840	2200126678	12/22/2022	USD	4,700.00	STURDIVAN EMERGENCY MANAGMENT SURPRISE AZ	01/04/2023
235841	2200126665	12/22/2022	USD	2,244.31	SUEZ TREATMENT SOLUTIONS INC BALTIMORE MD	
235842	2200126670	12/22/2022	USD	29,298.00	TONY PAINTING GARDEN GROVE CA	12/28/2022
235843	2200126679	12/22/2022	USD	25,000.00	UNIVERSITY OF ARIZONA FOUNDATTUCSON AZ	01/05/2023
235844	2200126675	12/22/2022	USD	3,100.00	WELLINGTON LABORATORIES LLC OVERLAND PARK KS	01/04/2023
235845	2200126848	12/29/2022	USD	4,550.72	BUSINESS CARD WILMINGTON DE	01/03/2023
235846	2200126849	12/29/2022	USD	2,352.60	CITY OF CHINO CHINO CA	01/05/2023
235847	2200126852	12/29/2022	USD	307.00	FRANCHISE TAX BOARD SACRAMENTO CA	
235848	2200126850	12/29/2022	USD	1,351.32	FRONTIER COMMUNICATIONS CORP CINCINNATI OH	01/10/2023
235849	2200126851	12/29/2022	USD	151.00	GLAZIER, JONATHAN FOLSOM CA	01/10/2023
* Payment method Check			USD	778,382.26		

Total of all entries

Check Register
CBB Disbursement Account-Dec'22

01/20/2023 / 20:42:38
User: CCAMPBELL
Page: 4

Check number from to	Payment	Pmnt date	Crcy	Amount paid (FC)	Recipient/void reason code	Enca./void
**			USD	778,382.26		

Attachment 2B

Workers' Comp Checks

Inland Empire Util.Agency
Chino, CA
Company code 1000

Check Register
CBB Workers Compensation Account-Dec'22

01/20/2023 / 20:42:03
User: CCAMPBEL
Page: 1

Bank	CBB	CITIZENS BUSINESS BANK					ONTARIO CA	917610000	
Bank Key	122234149								
Acct number	WCOM2	231159290							
Checks created manually									
Check number from to	Payment	Pmnt date	Crcy	Amount paid (FC)	Recipient/void reason code				Enca./void
100283	2200126990	12/07/2022	USD	270.00	YORK RISK SERVICES GROUP INC	MEMPHIS TN		12/15/2022	
100284	2200126991	12/07/2022	USD	240.00	YORK RISK SERVICES GROUP INC	MEMPHIS TN		12/15/2022	
100285	2200126992	12/07/2022	USD	60.69	YORK RISK SERVICES GROUP INC	MEMPHIS TN		12/19/2022	
100286	2200126993	12/07/2022	USD	121.26	YORK RISK SERVICES GROUP INC	MEMPHIS TN		12/12/2022	
100287	2200126994	12/07/2022	USD	74.00	YORK RISK SERVICES GROUP INC	MEMPHIS TN		12/12/2022	
100288	2200126995	12/07/2022	USD	12.61	YORK RISK SERVICES GROUP INC	MEMPHIS TN		12/12/2022	
100289	2200126996	12/14/2022	USD	594.00	YORK RISK SERVICES GROUP INC	MEMPHIS TN		12/20/2022	
100290	2200126997	12/14/2022	USD	2,513.00	YORK RISK SERVICES GROUP INC	MEMPHIS TN			
100291	2200126998	12/14/2022	USD	250.00	YORK RISK SERVICES GROUP INC	MEMPHIS TN		12/20/2022	
100292	2200126999	12/14/2022	USD	37.00	YORK RISK SERVICES GROUP INC	MEMPHIS TN		12/16/2022	
100293	2200127000	12/21/2022	USD	119.93	YORK RISK SERVICES GROUP INC	MEMPHIS TN		12/28/2022	
100294	2200127001	12/21/2022	USD	592.03	YORK RISK SERVICES GROUP INC	MEMPHIS TN			
100295	2200127002	12/21/2022	USD	3,766.96	YORK RISK SERVICES GROUP INC	MEMPHIS TN			
100296	2200127003	12/21/2022	USD	550.00	YORK RISK SERVICES GROUP INC	MEMPHIS TN			
100297	2200127004	12/21/2022	USD	143.10	YORK RISK SERVICES GROUP INC	MEMPHIS TN		12/29/2022	
100298	2200127005	12/21/2022	USD	320.27	YORK RISK SERVICES GROUP INC	MEMPHIS TN		12/27/2022	
100299	2200127006	12/21/2022	USD	281.83	YORK RISK SERVICES GROUP INC	MEMPHIS TN		12/28/2022	
100300	2200127007	12/21/2022	USD	250.00	YORK RISK SERVICES GROUP INC	MEMPHIS TN		12/28/2022	
100301	2200127008	12/21/2022	USD	50.47	YORK RISK SERVICES GROUP INC	MEMPHIS TN		12/23/2022	
100302	2200127009	12/21/2022	USD	98.50	YORK RISK SERVICES GROUP INC	MEMPHIS TN		12/28/2022	
100303	2200127010	12/21/2022	USD	9.56	YORK RISK SERVICES GROUP INC	MEMPHIS TN		12/28/2022	
100304	2200127011	12/21/2022	USD	550.00	YORK RISK SERVICES GROUP INC	MEMPHIS TN		12/28/2022	
100305	2200127012	12/21/2022	USD	910.00	YORK RISK SERVICES GROUP INC	MEMPHIS TN			
100306	2200127013	12/21/2022	USD	140.00	YORK RISK SERVICES GROUP INC	MEMPHIS TN			
100307	2200127014	12/28/2022	USD	620.78	YORK RISK SERVICES GROUP INC	MEMPHIS TN			
100308	2200127015	12/28/2022	USD	240.00	YORK RISK SERVICES GROUP INC	MEMPHIS TN			
100309	2200127016	12/28/2022	USD	2,227.50	YORK RISK SERVICES GROUP INC	MEMPHIS TN			
100310	2200127017	12/28/2022	USD	70.00	YORK RISK SERVICES GROUP INC	MEMPHIS TN			
100311	2200127018	12/28/2022	USD	70.00	YORK RISK SERVICES GROUP INC	MEMPHIS TN			
100312	2200127019	12/28/2022	USD	111.43	YORK RISK SERVICES GROUP INC	MEMPHIS TN			
100313	2200127020	12/28/2022	USD	273.58	YORK RISK SERVICES GROUP INC	MEMPHIS TN			
100314	2200127021	12/28/2022	USD	201.18	YORK RISK SERVICES GROUP INC	MEMPHIS TN		12/30/2022	
100315	2200127022	12/28/2022	USD	125.00	YORK RISK SERVICES GROUP INC	MEMPHIS TN			
100316	2200127023	12/28/2022	USD	129.50	YORK RISK SERVICES GROUP INC	MEMPHIS TN		12/30/2022	
* Payment method Checks created manually			USD	16,024.18					

Total of all entries

Check Register
CBB Workers Compensation Account-Dec'22

01/20/2023 / 20:42:03
User: CCAMPBRL
Page: 2

Check number from to	Payment	Pmnt date	Crcy	Amount paid (FC)	Recipient/void reason code	Enca./void
**			USD	16,024.18		

Attachment 2C

Vendor ACHs

Check	Payee / Description	Amount
ACH	FISHER SCIENTIFIC	
	N-Hexane 8050580	925.58
	Lab-Nitrite 8250500	90.85
	Filters 8209341	1,721.94
		- - - - -
	FISHER SCIENTIFIC \$	2,738.37
ACH	HARRINGTON INDUSTRIAL PLASTICS	
	WHSE Y-Strainer 012M1448	1,065.02
	Snap Ring,O-Ring,Impeller 012M1473	623.00
	Nipple,Pipe 012M1474	126.73
		- - - - -
	HARRINGTON INDUSTRIAL PLASTICS\$	1,814.75
ACH	HASCO OIL COMPANY, INC.	
	RP1-Mobil SHC 629 0250175-IN	5,082.56
		- - - - -
	HASCO OIL COMPANY, INC. \$	5,082.56
ACH	HOME DEPOT CREDIT SERVICES	
	RP-4 MM Materials 9517293	172.91
	WHSE Lids and Buckts 8536233	73.70
	WHSE Gloves 9374150	284.44
	WHSE Broom 9901143	59.10
	magic chef 2.6cuft refrig 8905019	160.55-
		- - - - -
	HOME DEPOT CREDIT SERVICES \$	429.60
ACH	J G TUCKER & SON INC	
	Ladder King Kombo 18647	4,766.43
		- - - - -
	J G TUCKER & SON INC \$	4,766.43
ACH	NAPA GENUINE PARTS COMPANY	
	RP-1 MM Battery 4584-382960	439.93
		- - - - -
	NAPA GENUINE PARTS COMPANY \$	439.93
ACH	PERKINELMER HEALTH SCIENCES IN	
	Santoprene,PVC 5305045021	2,458.08
		- - - - -
	PERKINELMER HEALTH SCIENCES IN\$	2,458.08
ACH	ROYAL INDUSTRIAL SOLUTIONS	
	Cooling Fans,Temperature Switches,Circui 6441-1073323	1,863.99
	APC Power Supply 6441-1073885	2,496.14
	Hole Strut,Floor Stand 6441-1073322	6,644.81
		- - - - -
	ROYAL INDUSTRIAL SOLUTIONS \$	11,004.94
ACH	SOUTHWEST ALARM SERVICE	
	SWA Service Oct/Nov 22 078817	1,688.04
		- - - - -
	SOUTHWEST ALARM SERVICE \$	1,688.04
ACH	WAXIE SANITARY SUPPLY	
	Bleach,Kitchen Towels,Soap,Toilet Seat C 81320785	4,260.47
		- - - - -

Check	Payee / Description	Amount
	WAXIE SANITARY SUPPLY	\$ 4,260.47
ACH	AIRGAS USA LLC	
	Filter Sample Probe Passport 9130413183	134.52
	AIRGAS USA LLC	\$ 134.52
ACH	TELL STEEL INC	
	Stainless Steel Angles 22-0025833	753.13
	TELL STEEL INC	\$ 753.13
ACH	PETE'S ROAD SERVICE	
	Replaced Tires f/Veh 1911 632097-00	1,375.11
	Flat Repair f/Veh 1601 631728-00	179.76
	Flat Repair f/Veh 1918 631832-00	184.11
	Replaced Tires f/Veh 1901 630828-00	924.67
	2 New Tires f/Veh 1708 630830-00	749.79
	Flat Repair f/Veh 0808,New Ties f/VQUI03 630956-00	564.99
	New Tires f/Veh 1802,1503,812 630836-00	2,603.49
	PETE'S ROAD SERVICE	\$ 6,581.92
ACH	GRAINGER INC	
	Rotary Hammer,Chain Hoists,Grinder Kit,P 9517498086	2,659.58
	Diffuser 9521560269	51.22
	Hubs,Nipples,Enclosure,Coduits 9520937534	453.88
	Sockets 9520903411	369.04
	Clamp,Sand Bag,Battery 9520436313	569.97
	Coupling,Bushings 9520903403	80.65
	Welding Helmet 9519774435	671.34
	Angle Grinder 9518471199	412.44
	Angle Grinder 9517498078	397.24
	Grease Fitting Assortment 9507666023	159.85
	Cast Box Extension 9513386954	161.85
	Muffler 9512771602	30.17
	Air Regulator 9512771610	97.20
	Rubber Boots 9512889578	581.18
	Receptacle,Weatherproof Covers 9512889552	693.64
	Batteries,Chain,Inverted Marking Paint 9512936064	987.57
	Strainer Screens 9515772110	335.43
	Y Strainers 9515772128	991.84
	Connector 9516418572	58.79
	Floor Scraper 9515557388	33.23
	Infared Thermometer 9517254190	381.37
	Bin Cabinet 9517870490	2,595.29
	Rain Jackets 9517456522	1,389.87
	GRAINGER INC	\$ 14,162.64
ACH	CDM SMITH INC	
	EN19024-10/9-11/5 Prof Svcs 90164423	11,247.29
	EN17006-9/4-11/5 Prof Svcs 90164617	18,060.75
	CDM SMITH INC	\$ 29,308.04
ACH	CAROLLO ENGINEERS	
	EN11039-10/22 Prof Svcs FB29824	25,683.00

Check	Payee / Description	Amount
	CAROLLO ENGINEERS	\$ 25,683.00
ACH	MCMASTER-CARR SUPPLY CO	
	Saw Blade 88211439	595.08
	V-Belts 88106265	249.58
	Aluminum Bar Grating 88478979	718.78
		- - - - -
	MCMASTER-CARR SUPPLY CO	\$ 1,563.44
ACH	MIDPOINT BEARING	
	Bando Belts 96717969	32.45
		- - - - -
	MIDPOINT BEARING	\$ 32.45
ACH	RED WING SHOE STORE	
	Emp Safety Shoe Purchase(s) 816-1-110188	205.52
	Emp Safety Shoe Purchase(s) 133-1-177789	225.00
		- - - - -
	RED WING SHOE STORE	\$ 430.52
ACH	TELEDYNE ISCO	
	Pump Tubing S020569558	1,949.20
		- - - - -
	TELEDYNE ISCO	\$ 1,949.20
ACH	JPR SYSTEMS INC	
	Antenna 31654	230.02
		- - - - -
	JPR SYSTEMS INC	\$ 230.02
ACH	MPS SECURITY	
	Oct 2022 Chino Wetlands Guard Service 2520	2,400.84
	Oct 2022 RP1 Standing Guard Service 2522	7,497.36
	Oct 2022 IEUA Rover Patrol Service 2521	12,102.48
		- - - - -
	MPS SECURITY	\$ 22,000.68
ACH	NORSTAR PLUMBING & ENGINEERING	
	EN23019.03 30" Force Main Repair EN23019.03	12,427.35
		- - - - -
	NORSTAR PLUMBING & ENGINEERING	\$ 12,427.35
ACH	KENNEDY/JENKS CONSULTANTS INC	
	4600003021 10/1-10/28 Prof Svcs 159119	5,446.53
		- - - - -
	KENNEDY/JENKS CONSULTANTS INC	\$ 5,446.53
ACH	HACH COMPANY	
	Desiccant Cartidge 13349207	141.82
	RP-1 E&I Std Solution 13334573	377.94
	WHSE Rgnt Pillows 13350854	568.00
	Brush,NH4-N Std Soln 13338226	379.33
	Digital pH Sensor 13340064	4,218.58
	Process Vial 13339800	52.96
	Silicone Wiper 13347189	112.04
		- - - - -
	HACH COMPANY	\$ 5,850.67
ACH	BERMINGHAM CONTROLS INC	

Check	Payee / Description	Amount
	Valve Repair, 6" Groth Replc Parts INV16686	1,316.74
	6" Varec 2010B61TFF0P0202 INV16538	3,457.58
	6" Varec 2010B61TFF0P0202 INV16537	3,457.58
		- - - - -
	BERMINGHAM CONTROLS INC \$	8,231.90
ACH	GOLDEN STATE LABOR COMPLIANCE	
	EN22043-9/22 Prof Svcs 09.2022.28	1,513.00
		- - - - -
	GOLDEN STATE LABOR COMPLIANCE \$	1,513.00
ACH	PLUMBERS DEPOT INC	
	Hose,O-Ring,Hydraulic Cylinder PD-52356	996.88
	Screw Cap,Cable,Strap Clamps,Washers PD-52321	11,120.46
		- - - - -
	PLUMBERS DEPOT INC \$	12,117.34
ACH	TRUSSELL TECHNOLOGIES INC	
	Trichloropropane Investigation 0000008731	2,580.00
		- - - - -
	TRUSSELL TECHNOLOGIES INC \$	2,580.00
ACH	ROBERT HALF MANAGEMENT RESOURC	
	Soto,A-WE 10/21/22 60956968	1,942.50
		- - - - -
	ROBERT HALF MANAGEMENT RESOURC\$	1,942.50
ACH	CS-AMSCO	
	Valves 18202	6,749.25
	Annular Seals 18227	4,554.45
		- - - - -
	CS-AMSCO \$	11,303.70
ACH	DC FROST ASSOCIATES INC	
	Seal-Bulb 43395	15,821.76
		- - - - -
	DC FROST ASSOCIATES INC \$	15,821.76
ACH	UNION PACIFIC RAILROAD COMPANY	
	EN23014 ROE Permit Application Fee 323622483	1,045.00
		- - - - -
	UNION PACIFIC RAILROAD COMPANY\$	1,045.00
ACH	STANTEC CONSULTING INC	
	CCWRF 4/22 Prof Svcs 1916955	5,416.30
		- - - - -
	STANTEC CONSULTING INC \$	5,416.30
ACH	NATIONAL CONSTRUCTION RENTALS	
	11/17-12/14 Holding Tank Rental 6788503	290.78
	1st Weekly Service on Holding Tank 6776996	290.78
		- - - - -
	NATIONAL CONSTRUCTION RENTALS \$	581.56
ACH	RSD	
	Valve Actuator,Ball Valve 55379383-00	534.20
	Aerosol Spray 55379264-00	29.45
		- - - - -
	RSD \$	563.65

Check Payee / Description	Amount
---------------------------	--------

ACH	DETECTION INSTRUMENTS CORP		
	RP1- L2 Calibration	2136-51851	131.07
	L2 Calibration	3398-53467	131.08
			- - - - -
	DETECTION INSTRUMENTS CORP	\$	262.15

ACH	CALIFORNIA STRATEGIES LLC		
	11/22 Prof Svcs	112224	7,500.00
			- - - - -
	CALIFORNIA STRATEGIES LLC	\$	7,500.00

ACH	DOTY BROS CONSTRUCTION CO		
	EN22055.02-10/22 Pay Est 1	PE 1-EN22055.	81,017.20
			- - - - -
	DOTY BROS CONSTRUCTION CO	\$	81,017.20

ACH	CARRIER CORPORATION		
	Install Drain Line/Pan	90218569	1,722.01
			- - - - -
	CARRIER CORPORATION	\$	1,722.01

ACH	DAVID WHEELER'S PEST CONTROL I		
	CCWRF-11/11 Squirrel Control Svcs	64518	1,130.00
	RP1-11/11 Rodent Control	64488	585.00
			- - - - -
	DAVID WHEELER'S PEST CONTROL I	\$	1,715.00

ACH	GHD INC		
	EN17042 10/1-10/29 Prof Svcs	380-0022648	6,788.75
			- - - - -
	GHD INC	\$	6,788.75

ACH	CIVIC PUBLICATIONS INC		
	10/27 Social Media,10/30 Inland Valley B 1751		4,150.00
			- - - - -
	CIVIC PUBLICATIONS INC	\$	4,150.00

ACH	EUROFINS EATON ANALYTICAL LLC		
	GWR-Era Trussell	3800010410	1,500.00
	9/30/22 Water Sample Analysis	8100031459	2,000.00
	8/18/22 Water Sample Analysis	3800009376	500.00
	8/3/22 Water Sample Analysis	3800009388	52.00
	10/18/22 Water Sample Analysis	3800009479	225.00
	10/18/22 Water Sample Analysis	3800009627	54.00
	10/18/22 Water Sample Analysis	3800009629	54.00
	8/18/22 Water Sample Analysis	3800009634	225.00
	10/11/22 Water Sample Analysis	3800009635	2,000.00
			- - - - -
	EUROFINS EATON ANALYTICAL LLC	\$	6,610.00

ACH	EPI-USE LABS LLC		
	Recon & Variance Monitor Annual Maint Fe INV-US7314		2,461.21
			- - - - -
	EPI-USE LABS LLC	\$	2,461.21

ACH	MICROAGE		
	Cisco Ctllyst 9300x Ntwrk Essntls,Pwr Spp 2239366		24,372.77
			- - - - -

Check	Payee / Description	Amount
	MICROAGE	\$ 24,372.77
ACH	RELIABILITYWEB.COM	
	CRL Body of Knowledge Box Set 220196	6,036.75
	RELIABILITYWEB.COM	\$ 6,036.75
ACH	BERLIN PACKAGING LLC	
	HDPE Bottles 23-0278418	495.64
	BERLIN PACKAGING LLC	\$ 495.64
ACH	V3IT CONSULTING INC	
	Ad Hoc Hours October 2022 V3IT2022IEUA1	106.00
	V3IT CONSULTING INC	\$ 106.00
ACH	ARCADIS US INC	
	WRC-11/22 Prof Svcs 34332396	16,440.90
	ARCADIS US INC	\$ 16,440.90
ACH	SUPERIOR ELECTRIC MOTOR SERVIC	
	Baldor Fans 129569	71.94
	SUPERIOR ELECTRIC MOTOR SERVIC\$	71.94
ACH	WEST COAST ADVISORS	
	Prof Svcs for November 2022 13459	9,500.00
	Legislative Consulting Fee 10/1-10/31 13429	9,500.00
	WEST COAST ADVISORS	\$ 19,000.00
ACH	LABORATORY SERVICE AND CONSULT	
	07/01/22-06/30/23 Srvs. Agreement 070122IEUA	27,996.00
	LABORATORY SERVICE AND CONSULT\$	27,996.00
ACH	WATER ISAC	
	2023 Annual Membership 13810-2022	5,500.00
	WATER ISAC	\$ 5,500.00
ACH	U S BANK - PAYMENT PLUS	
	100319 MISSION REPROGRAPHICS 2200125543	508.62
	107432 PMC ENGINEERING LLC 2200125545	718.22
	104896 WESTERN WATER WORKS SUPPLY CO 2200125544	1,078.14
	U S BANK - PAYMENT PLUS	\$ 2,304.98
ACH	PRO-CRAFT CONSTRUCTION INC	
	Regulator installation 22097-004	3,936.12
	PRO-CRAFT CONSTRUCTION INC	\$ 3,936.12
ACH	COMPLETE PAPERLESS SOLUTIONS L	
	CPS Accural Req Form Design Svcs 3706	2,250.00
	COMPLETE PAPERLESS SOLUTIONS L\$	2,250.00

Check	Payee / Description	Amount
ACH	THE SOLIS GROUP	
	RW15003.05-10/22 Prof Svcs 9678	1,484.00
	EN17043/EN17110-10/22 Prof Svcs 9679	1,500.00
	RW15003.06 10/22 Prof Svcs 9680	2,967.00
		- - - - -
	THE SOLIS GROUP \$	5,951.00
ACH	VARI SALES CORPORATION	
	Standing Desk,Dual-Monitor Arm 90671037	773.86
	Standing Mat,Dual Monitor Arm,VariDesk 90835791	773.86
		- - - - -
	VARI SALES CORPORATION \$	1,547.72
ACH	REDWOOD ENERGY STORAGE LLC	
	9/22 RP1/RP5/CCWRP Energy Storage System 1027	11,005.88
	9/22 RP1/RP5/CCWRP Energy Storage System 1028	9,832.21
		- - - - -
	REDWOOD ENERGY STORAGE LLC \$	20,838.09
ACH	REDWOOD ENERGY STORAGE II LLC	
	10/22 RP4 Energy Storage System Mgmt 2028	26,823.73
	9/22 RP4 Energy Storage System Mgmt 2027	27,708.33
		- - - - -
	REDWOOD ENERGY STORAGE II LLC \$	54,532.06
ACH	CAPO PROJECTS GROUP LLC	
	EN11039/EN13016-8/22 Prof Svcs 6082	45,288.44
		- - - - -
	CAPO PROJECTS GROUP LLC \$	45,288.44
ACH	HYAS GROUP LLC	
	FinAdm-4Q22 Investment Consulting Servic 5355	7,500.00
		- - - - -
	HYAS GROUP LLC \$	7,500.00
ACH	AMTEC	
	Simicic,S-WE 10/16/22 72507-R	1,190.00
	Simicic,S-WE 10/09/22 72429	1,360.00
	Simicic,S-WE 10/02/22 72346	1,207.00
		- - - - -
	AMTEC \$	3,757.00
ACH	STAPLES CONTRACT & COMMERCIAL	
	Desk Pad,Wall Calendars 3523506239	96.25
	Notebooks 3523016360	10.61
	Staple Remover,Post-Its,Pencils,Tape,Pen 3523016359	567.13
	Magnetic Dry Erase 3523016358	102.34
	Footrests 3521089131	91.03
		- - - - -
	STAPLES CONTRACT & COMMERCIAL \$	867.36
ACH	INLAND EMPIRE WINDUSTRIAL CO	
	Nipples,Elbows,Tape 043463 01	398.30
	Nipples,Couplings 043398 01	25.75
	Nipples,Valves 043144 01	398.87
		- - - - -
	INLAND EMPIRE WINDUSTRIAL CO \$	822.92

Check	Payee / Description	Amount
ACH	MULTIVISTA EN19001-10/21/22-11/20/22 Professional S 1837	2,713.70
	MULTIVISTA \$	2,713.70
ACH	LIBERTY LANDSCAPING INC Backfill & Compact Hole 112576 RP1 Fence Repair 112575	401.02 6,567.00
	LIBERTY LANDSCAPING INC \$	6,968.02
ACH	ERAMOSA INTERNATIONAL INC EN13016-10/22 Prof Svcs US23520-26	16,276.25
	ERAMOSA INTERNATIONAL INC \$	16,276.25
ACH	PILLSBURY WINTHROP SHAW PITTM 10/31/22 Employee Benefits Advice 8504014	3,150.00
	PILLSBURY WINTHROP SHAW PITTM\$	3,150.00
ACH	ADAM'S FALCONRY SERVICE LLC 11/22 Bird Control Svcs 17349	1,560.00
	ADAM'S FALCONRY SERVICE LLC \$	1,560.00
ACH	DOPUDJA & WELLS CONSULTING INC AgncyMgmt-10/22 Prof Svcs 1178	5,015.00
	DOPUDJA & WELLS CONSULTING INC\$	5,015.00
ACH	HUNT ORTMANN PALFFY NIEVES Professional Services 96415	79.00
	HUNT ORTMANN PALFFY NIEVES \$	79.00
ACH	SUEZ WTS SERVICES USA INC Bar Rake Scraper Shock 901842451 Bearing 901842449	253.62 399.84
	SUEZ WTS SERVICES USA INC \$	653.46
ACH	ARELLANO ASSOCIATES LLC 10/1-10/31 Professional Services 19247	958.18
	ARELLANO ASSOCIATES LLC \$	958.18
ACH	CONTINUITY FOCUS INC Flash Disks, Installation Svcs I-2235	68,531.94
	CONTINUITY FOCUS INC \$	68,531.94
ACH	SO CALIF EDISON MWDCB11-9/19-10/18 10498 Banyan St 8013383903 10 MWDCB11-10/19-11/17 10498 Banyan St 8013383903 11 VctrBsn-10/19-11/17 13650 Victoria St 8004604345 11	24.04- 30.67 91.98
	SO CALIF EDISON \$	98.61

Check	Payee / Description	Amount
ACH	IEUA EMPLOYEES' ASSOCIATION P/R 24 12/2/22 Employee Ded	HR 0110100 183.00
	IEUA EMPLOYEES' ASSOCIATION \$	183.00
ACH	IEUA SUPERVISORS UNION ASSOCIA P/R 24 12/2/22 Employee Ded	HR 0110100 345.00
	IEUA SUPERVISORS UNION ASSOCIA\$	345.00
ACH	IEUA GENERAL EMPLOYEES ASSOCIA P/R 24 12/2/22 Employee Ded	HR 0110100 956.60
	IEUA GENERAL EMPLOYEES ASSOCIA\$	956.60
ACH	INLAND EMPIRE UNITED WAY P/R 24 12/2/22 Employee Ded	HR 0110100 21.00
	INLAND EMPIRE UNITED WAY \$	21.00
ACH	IEUA PROFESSIONAL EMPLOYEES AS P/R 24 12/2/22 Employee Ded	HR 0110100 636.00
	IEUA PROFESSIONAL EMPLOYEES AS\$	636.00
ACH	WEX HEALTH INC P/R 24 12/2/22 Cafeteria Plan	HR 0110100 4,358.94
	WEX HEALTH INC \$	4,358.94
ACH	CITY EMPLOYEES ASSOCIATES P/R 24 12/2/22 Employee Ded	HR 0110100 352.50
	CITY EMPLOYEES ASSOCIATES \$	352.50
ACH	AQUA BEN CORPORATION DAFT-4,600 Lbs Hydrofloc 748E	45024 6,493.02
	DAFT-4,600 Lbs Hydrofloc 748E	44964 6,493.02
	RP2-27,600 Lbs Hydrofloc 748E	44772 38,958.09
	RP1-13,800 Lbs Hydrofloc 750A	45025 20,519.91
	AQUA BEN CORPORATION \$	72,464.04
ACH	UNIVAR SOLUTIONS USA INC RP5-12,385 Lbs Sodium Bisulfite	50668940 8,427.27
	TP1-11,945 Lbs Sodium Bisulfite	50696337 8,127.87
	UNIVAR SOLUTIONS USA INC \$	16,555.14
ACH	PETE'S ROAD SERVICE New Ties f/Veh 1820,1707,1807	630821-00 2,274.54
	Flat Repair F/Veh 1821	630025-00 169.23
	PETE'S ROAD SERVICE \$	2,443.77
ACH	GRAINGER INC Inline Spool Valves	9488839896 281.06
	Steel Roller, Roof Repair Tape	9481876663 361.46
	Union Tees	9493695929 120.30

Check	Payee / Description	Amount
	Valves 9493237334 281.06-	
	Carboy 9401136552 294.49	
	GRAINGER INC \$ 776.25	
ACH	AMETEK BROOKFIELD	
	RP1-Calibration of Functional Test Modul 814603 539.00	
	AMETEK BROOKFIELD \$ 539.00	
ACH	AGILENT TECHNOLOGIES	
	ICP-MS Internal Std Mix 124372808 210.55	
	AGILENT TECHNOLOGIES \$ 210.55	
ACH	ACCUSTANDARD INC	
	Lab 4-Methyl-2-Pentanone,Iron ICP Standa 955885 135.42	
	ACCUSTANDARD INC \$ 135.42	
ACH	THATCHER COMPANY OF CALIFORNIA	
	TP1-44,920 Lbs Aluminum Sulfate 2022250106889 4,932.22	
	THATCHER COMPANY OF CALIFORNIA\$ 4,932.22	
ACH	OLSON REMCHO LLP	
	4/22 Lobbyist Report 364315 492.50	
	7/22 Lobbyist Report 367821 420.00	
	5/22 Lobbyist Report 365770 9.00	
	8/22 Lobbyist Report 368796 9.00	
	10/22 Lobbyist Report 730527 673.50	
	OLSON REMCHO LLP \$ 1,604.00	
ACH	ATMAA INC	
	RP1-7/14 Analysis Reduced Sulfur Compoun 38454 330.00	
	RP1-10/7 Analysis Reduced Sulfur Compoun 38684 240.00	
	ATMAA INC \$ 570.00	
ACH	TRUSSELL TECHNOLOGIES INC	
	EN19001 Professional Services 08/22 0000008582 61,770.00	
	TRUSSELL TECHNOLOGIES INC \$ 61,770.00	
ACH	CRB SECURITY SOLUTIONS	
	Final Inv-Cameras w/ Installations 18240 3,957.43	
	RP1-Cam Repair & Maint Svcs 18900 293.55	
	CRB SECURITY SOLUTIONS \$ 4,250.98	
ACH	DOWNS ENERGY	
	770 Gal Dyed Carb Diesel 0307413-IN 3,393.42	
	RP2-300 Gals Red Dyed Diesel Fuel 0306680-IN 1,294.12	
	DOWNS ENERGY \$ 4,687.54	
ACH	ELECTRO-CHEMICAL DEVICES INC	
	CL2 Sensor 74649 1,951.22	

Check	Payee / Description	Amount
	ELECTRO-CHEMICAL DEVICES INC \$	1,951.22
ACH	AUTOZONE PARTS INC	
	Fram Filer 5618773272	37.16
	Gloves 5618775654	743.15
	Oil Filters 5618802389	50.43
	AUTOZONE PARTS INC \$	830.74
ACH	ENVIRONMENTAL SCIENCE ASSOCIAT	
	EN19001- 10/22 Prof Svcs 179450	2,890.54
	ENVIRONMENTAL SCIENCE ASSOCIAT\$	2,890.54
ACH	CALIFORNIA WATER TECHNOLOGIES	
	RP1-17,052.00 Lbs Ferric Chloride 42817	8,145.10
	RP2-16,703.28 Lbs Ferric Chloride 42900	7,978.53
	RP1-16,809.90 Lbs Ferric Chloride 42897	8,029.46
	CALIFORNIA WATER TECHNOLOGIES \$	24,153.09
ACH	ECOTECH SERVICES INC	
	10/22 Res. Hm Pressure Reg. Program 2459	8,273.71
	ECOTECH SERVICES INC \$	8,273.71
ACH	THE SOLIS GROUP	
	EN18006.00 10/01/22- 10/31/22 9677	1,893.00
	THE SOLIS GROUP \$	1,893.00
ACH	STAPLES CONTRACT & COMMERCIAL	
	Envelopes, Sharpies, Highlighters, Staples 3519548940	149.20
	Magnetic Hooks 3518655687	41.35
	Pad, Mouse, Wrist Rest, Calendar 3518655686	188.07
	Business Cards 3518655685	29.30
	Copy Paper 3520133541	89.65
	Pencil Sharpener, Pens, Planner, Notebooks 3519548937	66.22
	STAPLES CONTRACT & COMMERCIAL \$	563.79
ACH	CONSTRUCTION TESTING AND	
	EN11039-8/31-10/29 Concrete Field Techni 00657608	2,042.00
	RW15003.06-10/22 Soil Technician 00658380	5,000.00
	CONSTRUCTION TESTING AND \$	7,042.00
ACH	PMA ONLINE	
	6/13-14 SCADA Wtr Trtmnt Facilities Onli 14544990	1,195.00
	6/13-14 SCADA Wtr Trtmnt Facilities Onli 14544981	1,195.00
	PMA ONLINE \$	2,390.00
ACH	SO CALIF EDISON	
	SnSvrRW-10/25-11/22 6000 Cherry Ave 8000141055 11	47.49
	930RsvrPrjct-10/24-11/21 2950 Galloping 8001775817 11	151.81
	SO CALIF EDISON \$	199.30

Check Payee / Description	Amount
---------------------------	--------

ACH	SO CALIF GAS		
	RP5-10/27-11/29 6075 Kimball Ave	13619305 11/2	2,888.73
	TP5-10/27-11/29 6075 Kimball Ave	15579076 11/2	23.39
	RP2Dg-11/1-12/1 16400 El Prado Rd	14944655 11/2	236.86
	Lab-10/28-11/30 2450 Phila St	15577783 11/2	16.27
	CCWRP/TP-10/31-12/1 14950 Telephone Ave	14959861 11/2	164.92
	HQA/B-10/27-11/29 6075 Kimball Ave	15729783 11/2	162.36
	RP1Cmplx-10/28-11/30 2450 Phila St	12140888 11/2	55.47
			-
	SO CALIF GAS	\$	3,548.00

ACH	SOLAR STAR CALIFORNIA V LLC		
	RP1-10/1-10/31 2450 Phila St	E02M0615'6139	16,883.07
	RP5/TP5/HQA/B-10/1-10/31 6075 Kimball Av	E02M0614'6139	14,144.08
	RP1-10/1-10/31 2450 Phila St	E02M0616'6139	2,381.95
			-
	SOLAR STAR CALIFORNIA V LLC	\$	33,409.10

ACH	ASSOC OF CALIFORNIA WATER AGEN		
	2023 Agency Wide Mbrshp Rnwl	110726-2023	41,840.00
			-
	ASSOC OF CALIFORNIA WATER AGEN\$		41,840.00

ACH	CHARLES P CROWLEY CO		
	Sump Pump,Motor	30927	18,693.24
			-
	CHARLES P CROWLEY CO	\$	18,693.24

ACH	FISHER SCIENTIFIC		
	1-Liter Bottle	5186123	371.95
	Formazine	5392198	91.73
			-
	FISHER SCIENTIFIC	\$	463.68

ACH	HARRINGTON INDUSTRIAL PLASTICS		
	Valve Pressure Relief	012M1683	676.98
	Pump,Gasket,Ball Valve	012M1694	3,626.98
	RP-5 MM Materials	012M1561	148.02
	CCWRF E&I Flomtr&Parts	012M1731	1,041.48
	Strainer Basket	012M1626	3,491.52
	Ball Valves	012M1041	3,555.57
			-
	HARRINGTON INDUSTRIAL PLASTICS\$		12,540.55

ACH	J G TUCKER & SON INC		
	RP1-Ladders	18684	502.76
			-
	J G TUCKER & SON INC	\$	502.76

ACH	PATTON SALES CORP		
	Floor Plate,Shearing Charge,Saw Cut Char 4513233		520.86
			-
	PATTON SALES CORP	\$	520.86

ACH	PERKINELMER HEALTH SCIENCES IN		
	Nebulizer, Port Valves, Probes, Standard 5305040958		6,960.72
			-
	PERKINELMER HEALTH SCIENCES IN\$		6,960.72

Check	Payee / Description	Amount
ACH	ROYAL INDUSTRIAL SOLUTIONS	
	Couplings, Connectors, Hubs, Clamps 6441-1073692	7,369.37
	Phillips Lamp, Flex Connector 6441-1074728	1,323.28
	Medium Screw Bulb 6441-1075113	185.17
	Power Analyzer, Clamp Meter 6441-1072955	771.40
	Relays, Analog Input 6441-1072083	1,030.89
	Circuit Breaker, Fan, Temperature Switch 6441-1074597	966.52
	Circuit Breaker 6441-1073510	1,096.46
		- - - - -
	ROYAL INDUSTRIAL SOLUTIONS \$	12,743.09
ACH	SANTA ANA WATERSHED	
	September 2022 Truck Discharge 10166	25,015.74
	September 2022 Service 10172	79,696.50
		- - - - -
	SANTA ANA WATERSHED \$	104,712.24
ACH	SOUTHWEST ALARM SERVICE	
	Monitoring Security System for Dec. 2022 079089	50.00
	Monitoring Security System for Nov. 2022 078642	4,852.00
		- - - - -
	SOUTHWEST ALARM SERVICE \$	4,902.00
ACH	AIRGAS USA LLC	
	Ribbon F/Zebra Printer 9132373084	80.83
		- - - - -
	AIRGAS USA LLC \$	80.83
ACH	TELL STEEL INC	
	PIPE 22-0025832	788.95
		- - - - -
	TELL STEEL INC \$	788.95
ACH	GRAINGER INC	
	Enclosure, Back Panel, Mounting Track 9438056823	176.21
	End Caps 9528974034	145.83
	Hand Soap 9484407128	732.22
	RP-1 DIN MOUNTING TRACK ALUMINUM 9467264074	7.16
		- - - - -
	GRAINGER INC \$	1,047.10
ACH	APPLEONE EMPLOYMENT SERVICES	
	Stevenson, B-WE 10/29/22 01-6471542	2,780.80
		- - - - -
	APPLEONE EMPLOYMENT SERVICES \$	2,780.80
ACH	ALL AMERICAN CRANE MAINTENANCE	
	PMI Service on Equipment 110822-1	8,044.28
		- - - - -
	ALL AMERICAN CRANE MAINTENANCE \$	8,044.28
ACH	GENESIS CONSTRUCTION	
	EN22015-Ret Rls RET RLS-EN220	11,987.10
	EN22014-Ret Rls RET RLS-EN220	5,132.15
		- - - - -
	GENESIS CONSTRUCTION \$	17,119.25
ACH	CALIF SPECIAL DISTRICTS ASSOC	

Check	Payee / Description	Amount
	2023 Agency Wide Mbrshp Rnwl 1481 2023	8,810.00
	CALIF SPECIAL DISTRICTS ASSOC \$	8,810.00
ACH	AGILENT TECHNOLOGIES	
	Ferrule Fittings 124643686	139.61
	Custom Organic Standard 124624219	602.94
	1/4 in PTFE Glasswares 124589183	129.18
	AGILENT TECHNOLOGIES \$	871.73
ACH	ACCUSTANDARD INC	
	Cust Meth 524.2 Adds,1,4-Dioxane,VOC liq 945431	1,214.97
	ACCUSTANDARD INC \$	1,214.97
ACH	MCMASTER-CARR SUPPLY CO	
	V-Belt 88591317	130.93
	MCMASTER-CARR SUPPLY CO \$	130.93
ACH	TOM DODSON & ASSOCIATES	
	CEQA Support IE-365-1	1,095.00
	4600002931 11/22 Prof Svcs IE-364-1	1,200.00
	TOM DODSON & ASSOCIATES \$	2,295.00
ACH	HACH COMPANY	
	Fiber Wiper 13355469	249.89
	Reagent F/Amtax Analyzer 13352979	1,333.41
	Reagent F/Amtax Analyzer 13353200	2,279.82
	DPD Total Refill Vial 13347217	476.91
	Chlorine 13357315	652.83
	HACH COMPANY \$	4,992.86
ACH	W M LYLES COMPANY	
	EN19043-Ret Rls RET RLS-EN190	4,925.00
	W M LYLES COMPANY \$	4,925.00
ACH	STANTEC CONSULTING INC	
	EN17006-9/3-11/4 Prof Svcs 2008439	2,768.50
	STANTEC CONSULTING INC \$	2,768.50
ACH	RSD	
	Pleated Filters 55379906-00	1,010.10
	RSD \$	1,010.10
ACH	PEST OPTIONS INC	
	Nov 2022 Agency Wide Weed Control 412698	4,302.93
	PEST OPTIONS INC \$	4,302.93
ACH	OLIN CORP	
	TP1-4,912 Gals Sodium Hypochlorite 900205321	8,148.78
	TP1-4,920 Gals Sodium Hypochlorite 900198248	8,162.05

Check	Payee / Description	Amount
	TP1-4,920 Gals Sodium Hypochlorite 900199254	8,162.05
	CCWRP-4,810 Gals Sodium Hypochlorite 900199522	7,979.57
	RP5-4,744 Gals Sodium Hypochlorite 900199695	8,344.48
	TP1-4,796 Gals Sodium Hypochlorite 900199944	8,435.94
	RP4-4,902 Gals Sodium Hypochlorite 900199945	8,132.19
	TP1-4,868 Gals Sodium Hypochlorite 900200480	8,075.78
	CCWRP-4,808 Gals Sodium Hypochlorite 900200988	7,976.25
	TP1-4,802 Gals Sodium Hypochlorite 900201174	7,966.30
	TP1-4,774 Gals Sodium Hypochlorite 900201834	8,397.24
	CCWRP-4,898 Gals Sodium Hypochlorite 900202422	8,125.55
	TP1-4,888 Gals Sodium Hypochlorite 900202171	8,108.96
	RP5-4,898 Gals Sodium Hypochlorite 900200749	8,125.55
	TP1-4,878 Gals Sodium Hypochlorite 900202794	8,092.38
	RP5-4,802 Gals Sodium Hypochlorite 900202793	7,966.30
	RP4-4,958 Gals Sodium Hypochlorite 900203085	8,225.09
	RP5-4,796 Gals Sodium Hypochlorite 900203871	8,435.94
	TP1-4,832 Gals Sodium Hypochlorite 900203870	8,016.07
	TP1-4,744 Gals Sodium Hypochlorite 900204331	8,344.48
	CCWRP-4,880 Gals Sodium Hypochlorite 900204225	8,095.69
	TP1-4,856 Gals Sodium Hypochlorite 900204708	8,055.88
	CCWRP-4,862 Gals Sodium Hypochlorite 900205055	8,065.83
	RP4-4,574 Gals Sodium Hypochlorite 900205322	8,045.45
	OLIN CORP \$	195,483.80
ACH	ALTA FOODCRAFT RP5-Coffee 12256613	70.78
	ALTA FOODCRAFT \$	70.78
ACH	DAVID WHEELER'S PEST CONTROL I CCWRF Rat Ctrl Service 64519	1,032.00
	HQ A&B Service 64583	1,565.00
	Bee Remediation Prado Pk 64659	225.00
	HQ A&B Rodent Control 64515	738.00
	HQ A&B Squirrel Service 64514	585.00
	HQ A&B Rat Boxes 64481	928.00
	HQ A&B Rat Boxes Service 64475	632.00
	CCWRF Rodent Boxes Serv 64307	634.00
	RP-5 Headworks Service 64430	536.00
	RP-2 Rodent Control Serv 64516	248.00
	RP-2 Service 64279	1,222.00
	RP-4 Service 64278	1,075.00
	DAVID WHEELER'S PEST CONTROL I\$	9,420.00
ACH	EUROFINS EATON ANALYTICAL LLC 9/6/22 Water Sample Analysis 3800012430	430.00
	9/22/22 Water Sample Analysis 3800012437	800.00
	GWR-11/8 Carbonyl Compounds Sample Analy 3800010998	150.00
	8/18/22 Water Sample Analysis 3800012434	500.00
	11/09/22 Water Sample Analysis 3800012093	500.00
	8/18/22 Water Sample Analysis 3800012435	1,000.00
	7/5/22 Water Sample Analysis 3800012429	500.00
	9/6/22 Water Sample Analysis 3800012431	860.00
	6/8/22 Water Sample Analysis 3800012426	385.00
	6/21/22 Water Sample Analysis 3800012427	860.00
	8/18/22 Water Sample Analysis 3800012432	500.00

Check	Payee / Description	Amount
	EUROFINS EATON ANALYTICAL LLC \$	6,485.00
ACH	ENVIRONMENTAL SCIENCE ASSOCIAT D202000275.03-10/22 Prof Svcs 179581	332.17
	ENVIRONMENTAL SCIENCE ASSOCIAT\$	332.17
ACH	V3IT CONSULTING INC SAP Basis Support for November 2022 V3IT2022IEUA1	6,184.00
	V3IT CONSULTING INC \$	6,184.00
ACH	ARCADIS US INC EN19001/EN19006-10/22 Prof Svcs 34334050	226,974.52
	ARCADIS US INC \$	226,974.52
ACH	TECHNICAL SYSTEMS INC RP1 Flare Improvements 7954-002	3,300.00
	TECHNICAL SYSTEMS INC \$	3,300.00
ACH	SUPERIOR ELECTRIC MOTOR SERVIC RP1 WEG Motor 129703	1,876.20
	RP4 WEG Motor 129678	1,876.20
	Escco Super Seal,Mechancial Seal,Bearing 129832	6,161.86
	SUPERIOR ELECTRIC MOTOR SERVIC\$	9,914.26
ACH	WEST COAST ADVISORS Legislative Consulting Fee 12/1-12/31 13489	9,500.00
	WEST COAST ADVISORS \$	9,500.00
ACH	PACIFIC COURIERS INC November 2022 Courier Services 22-11-2008	2,518.12
	PACIFIC COURIERS INC \$	2,518.12
ACH	MICRO MOTION INC Magnetic Flow Meter System,Coil and Elec 40715252	5,163.29
	MICRO MOTION INC \$	5,163.29
ACH	ROCKWELL SOLUTIONS INC DFD PUMP FLANGE GASKET 2839	279.35
	ROCKWELL SOLUTIONS INC \$	279.35
ACH	SHAW HR CONSULTING INC Professional Services 11/22 006272	2,005.00
	Professional Services 11/22 006271	945.00
	SHAW HR CONSULTING INC \$	2,950.00
ACH	WATER RESEARCH FOUNDATION 2023 Agency Membership 0007878-2023-	21,781.41
	WATER RESEARCH FOUNDATION \$	21,781.41

Check	Payee / Description	Amount
ACH	PRO-CRAFT CONSTRUCTION INC Urinal Repair	22097-005 6,924.85
	PRO-CRAFT CONSTRUCTION INC \$	6,924.85
ACH	JWC ENVIRONMENTAL LLC Tooth Cam Cutters,Gaskets,Steel	113010 41,752.05
	JWC ENVIRONMENTAL LLC \$	41,752.05
ACH	MEANS CONSULTING LLC PL19002-11/2022 Prof Svcs	IE-5652 13,432.50
	MEANS CONSULTING LLC \$	13,432.50
ACH	CAPO PROJECTS GROUP LLC EN11039-10/22 Prof Svcs	6272 334.00
	CAPO PROJECTS GROUP LLC \$	334.00
ACH	LUTZ JESCO AMERICA CORPORATION 0104B0300PMC1SS	15027896 9,863.23
	LUTZ JESCO AMERICA CORPORATION\$	9,863.23
ACH	STAPLES CONTRACT & COMMERCIAL Pncl Cp,Stplr,Stpl Rmvr,Tp,Srg Prtr,Hl P 3523999338 Paper Plates,Bowls,Utensils 3523999342	409.67 147.04
	STAPLES CONTRACT & COMMERCIAL \$	556.71
ACH	LIBERTY LANDSCAPING INC RP3 Cleanup	112778 2,863.00
	LIBERTY LANDSCAPING INC \$	2,863.00
ACH	FLEETISTICS 12/22 Geotab Solar Asset Tracker	103498 2,873.46
	FLEETISTICS \$	2,873.46
ACH	ACT, A DIVISION OF CCI CHEMICA RP5,RP2,RP1,CCWRP-7/22 Wtr Treatment Svc 0399164-IN	690.00
	ACT, A DIVISION OF CCI CHEMICA\$	690.00
ACH	DENALI WATER SOLUTIONS LLC Fuel Surcharge - Inv# INV307956 & INV307 INV367318	8,272.02
	DENALI WATER SOLUTIONS LLC \$	8,272.02
ACH	THE GATE GUY Service Call	387 130.00
	THE GATE GUY \$	130.00
ACH	ECONOMIC ALTERNATIVES INC 11/22 Monthly Water Treatment Svcs	97631 883.33

Check	Payee / Description	Amount
	ECONOMIC ALTERNATIVES INC \$ - - - - - 883.33	
ACH	CARPI & CLAY INC 11/22 Fed Gov Advocacy Svcs 22-11-IEU 7,000.00	
	CARPI & CLAY INC \$ - - - - - 7,000.00	
ACH	SUEZ WTS SERVICES USA INC Bearing, Snubber 901854707 791.16	
	SUEZ WTS SERVICES USA INC \$ - - - - - 791.16	
ACH	MELTWATER NEWS US INC 10/31/22-10/30/23 Subscription Service IN-S151-54578 6,500.00	
	MELTWATER NEWS US INC \$ - - - - - 6,500.00	
ACH	SOLAR STAR CALIFORNIA V LLC RP4-10/1-10/31 6075 Kimball Ave BldgA E02M0612'6139 18,438.89	
	SOLAR STAR CALIFORNIA V LLC \$ - - - - - 18,438.89	
ACH	IEUA EMPLOYEES' ASSOCIATION P/R DIR 12 12/9/22 Employee Ded HR 0110200 12.00	
	IEUA EMPLOYEES' ASSOCIATION \$ - - - - - 12.00	
ACH	CAMACHO, MICHAEL Camacho,M_ExpRpt_11/29-12/1 AWCA Fall Co 11/29-12/1 AC 657.08	
	CAMACHO, MICHAEL \$ - - - - - 657.08	
ACH	MENDEZ, JOSE MlgReim-10/30 Call Out-Mendez,J MLG 10/30 11.03	
	MENDEZ, JOSE \$ - - - - - 11.03	
ACH	MCSHANE, JAMES MlgReim-8/12 Call Out-McShane,J MLG 8/12 52.50 Napa Auto Reimb McShane,J 9.30.22 MCSHANE,J_NPA 117.44 MlgReim-10/08 Call Out-McShane,J MLG 10/08 52.50	
	MCSHANE, JAMES \$ - - - - - 222.44	
ACH	TROTT, MEGAN Trott,M-ExpRpt-2/20-2/24 Membrane Techno 2/20-24 MMBRN 989.88	
	TROTT, MEGAN \$ - - - - - 989.88	
ACH	U S BANK *4246044555646425 10/22 5564-6425 10/ 89,791.94	
	U S BANK \$ - - - - - 89,791.94	
ACH	US BANK VOYAGER FLEET SYSTEMS 11/22 Gasoline f/Agency Vehicles 8693150932248 13,638.70 10/22 Gasoline f/Agency Vehicles 8693150932244 13,317.37	

Check	Payee / Description	Amount
	US BANK VOYAGER FLEET SYSTEMS \$	26,956.07
ACH	HARRINGTON INDUSTRIAL PLASTICS	
	Tubings 012M1506	523.77
	Bushing, Tee, Tubing 012M1475	218.29
		- - - - -
	HARRINGTON INDUSTRIAL PLASTICS\$	742.06
ACH	APPLEONE EMPLOYMENT SERVICES	
	Stevenson, B-WE 11/05/22 01-6478347	2,641.76
	Stevenson, B-WE 10/29/22 01-6471542	2,780.80
		- - - - -
	APPLEONE EMPLOYMENT SERVICES \$	5,422.56
ACH	CAROLLO ENGINEERS	
	EN2204-10/22 Prof Svcs FB30031	358,297.83
		- - - - -
	CAROLLO ENGINEERS \$	358,297.83
ACH	MCMASTER-CARR SUPPLY CO	
	Safety labels, O-Rings, Socket, Magnifier, L 87115994	637.15
	Pipe Fittings, Gaskets, Rods, Nuts, Washers, 86728716	882.06
		- - - - -
	MCMASTER-CARR SUPPLY CO \$	1,519.21
ACH	RACO MANUFACTURING & ENGINEERI	
	Alarm Agent 107327	200.00
		- - - - -
	RACO MANUFACTURING & ENGINEERI\$	200.00
ACH	KVAC ENVIRONMENTAL SERVICES IN	
	RP1-5/2 Vac Pump/Trnsprt Lqd Wst RP2 Dry KV2205046	8,604.25
	Vacumm Tankers RP-2 KV2207329	6,388.73
		- - - - -
	KVAC ENVIRONMENTAL SERVICES IN\$	14,992.98
ACH	ROBERT HALF MANAGEMENT RESOURC	
	Brown, K-WE 9/16/22 60745395	3,160.00
	Reyes, G-WE 9/16/22 60758354	3,600.00
	Reyes, G-WE 10/14/22 60919357	3,600.00
		- - - - -
	ROBERT HALF MANAGEMENT RESOURC\$	10,360.00
ACH	SHI INTERNATIONAL CORP	
	Office 365 Cloud Software B16019738	7,993.80
	Microsoft 365 Windows CloudPublic Softwa B15541753	1,452.87
	Office 365 Cloud Software B15709187	1,452.87
	11/16-5/31 Multi Windows Platform B16138967	9,852.75
	Cloud Public Sftwr. Office 365, Project P B15716864	6,844.00
	Office 365 Cloud Software B15416336	6,844.00
	Office 365 Cloud Software B15850375	1,688.87
	Office 365 Cloud Software B15418568	1,668.17
	Cloud Public Software Maintenance 9/15-1 B15991990	1,688.87
		- - - - -
	SHI INTERNATIONAL CORP \$	39,486.20
ACH	CARRIER CORPORATION	
	11/22-2 Year PM Agreement 90227691	11,354.00
		- - - - -

Check Payee / Description		Amount
CARRIER CORPORATION		\$ 11,354.00
ACH	SIEMENS INDUSTRY INC Transfer Invoice from Ponton for Payment 5607292085	5,975.82
	SIEMENS INDUSTRY INC	\$ 5,975.82
ACH	KIM'S MASTER AUTO REPAIR Repair for Veh 0601 043516	417.58
	KIM'S MASTER AUTO REPAIR	\$ 417.58
ACH	MANAGED MOBILE INC Smoke Opacity Test F/Veh 0700 IN00-0254722	183.90
	Repair Parts/Labor F/Veh 1102 IN00-0255503	498.90
	Replace Windshield f/Veh 1806 IN00-0254580	708.44
	Repair Parts/Labor F/Veh 0417 IN00-0253731	2,626.19
	MANAGED MOBILE INC	\$ 4,017.43
ACH	PACIFIC COURIERS INC October 2022 Courier Service 22-10-2008	2,546.12
	PACIFIC COURIERS INC	\$ 2,546.12
ACH	SOLARWINDS INC SAM200 Server & App Monitor Annl Mnt Rnw IN582995	16,562.00
	SOLARWINDS INC	\$ 16,562.00
ACH	KEARNS & WEST 10/1-10/31 Prof Svcs 022023	21,321.60
	KEARNS & WEST	\$ 21,321.60
ACH	TRAJAN SCIENTIFIC AMERICAS INC Syringes 10077577AA	203.65
	TRAJAN SCIENTIFIC AMERICAS INC	\$ 203.65
ACH	CENTER FOR INTERNET SECURITY I 2/23-2/24 Albert Monitorin Sensor INV2211800422	10,680.00
	CENTER FOR INTERNET SECURITY I	\$ 10,680.00
ACH	FLYERS ENERGY LLC Mobil SHC 625,630,632 22-686321	3,300.79
	FLYERS ENERGY LLC	\$ 3,300.79
ACH	SO CALIF EDISON RP1/RP5/8thStBsn-9/30-10/31 8865 Kimball 0389324092 10	47.40-
	8thStBsn-10/27-11/28 1180 8th St 8000035339 11	87.86
	RP1-10/5-11/3 2450 Phila St 8000032453 10	216,539.12
	RP1/RP5/8thStBsn-11/1-12/1 8865 Kimball/ 0389324092 11	66.15
	RP2MntLnchRm-11/1-11/30 16400 El Prado R 8005078295 11	14,560.99
	PrdDchlStn-10/31-11/30 34 Johnson-Pine 8000932049 11	948.76
	CCWRP/TP-10/27-11/28 14950 Telephone Ave 8003543714 11	85.73
	RP2MntLnchRm-11/1-11/30 16400 El Prado R 8000703247 11	263.84

Check	Payee / Description	Amount
	RP1-11/1-11/30 2450 Phila St 8000389509 11	112.98
	RP1StLts-11/1-11/30 34 Phila 8000340637 11	24.77
	PrdLS-10/31-11/30 34 Johnson-Pine 8000032094 11	77.90
	Tnnr3&4-10/28-11/29 916 Archibald Ave 8001265279 11	61.26
	1630WPmpStn-10/27-11/28 1530 6th St 8004881955 11	9,747.94
	CCWRP/TP/RWPS-10/27-11/28 14950 Telephon 8004814080 11	70,191.01
	CCWRP/TP-9/27-10/26 14950 Telephone Ave 8003543714 10	21.64-
		- - - - -
	SO CALIF EDISON \$	312,699.27
ACH	SWEZEY, TOM	
	MlgReim-6/15 Call Out-Swezey,T MLG 6/15	21.06
	Swezey,T_ExpRpt_9/13/22 37th Tri-State S 091322 37THTR	443.34
		- - - - -
	SWEZEY, TOM \$	464.40
ACH	SPRAGUE, TRAVIS	
	Sprague,T_ExpRpt_10/19/22 WEFTEC 2022 101922 WEFTEC	258.10
		- - - - -
	SPRAGUE, TRAVIS \$	258.10
ACH	CAMACHO, MICHAEL	
	Camacho,M_ExpRpt_11/29-12/1 AWCA Revised 120522R ACWA2	47.97
		- - - - -
	CAMACHO, MICHAEL \$	47.97
ACH	AQUA BEN CORPORATION	
	DAFT-4,600 Lbs Hydrofloc 748E 45124	7,236.49
	RP2-27,600 Lbs Hydrofloc 748E 45082	43,418.94
	RP1-13,800 Lbs Hydrofloc 750A 45110	22,750.34
	RP1-13,800 Lbs Hydrofloc 750A 45125	22,750.34
	DAFT-4,600 Lbs Hydrofloc 748E 45109	7,236.49
	Credit f/Inv 44964 45180	6,493.02-
	RP1-13,800 Lbs Hydrofloc 750A 45078	22,750.34
	DAFT-4,600 Lbs Hydrofloc 748E 45077	7,236.49
		- - - - -
	AQUA BEN CORPORATION \$	126,886.41
ACH	PERKINELMER HEALTH SCIENCES IN	
	Chiller,Avio 500 Concentric Spectromet 5305061105	16,983.00
		- - - - -
	PERKINELMER HEALTH SCIENCES IN\$	16,983.00
ACH	UNDERGROUND SERVICE ALERT/SC	
	October 2022-271 Dig Alerts 1020220343	484.25
	2021 Dig Safe Board CA Regulatory Fee - 22-2301436	146.24
		- - - - -
	UNDERGROUND SERVICE ALERT/SC \$	630.49
ACH	APPLEONE EMPLOYMENT SERVICES	
	Ramos,L/Stevenson,B-WE 12/03/22 01-6502624	4,706.40
	Ramos,L/Stevenson,B-WE 11/26/22 01-6496911	3,321.24
		- - - - -
	APPLEONE EMPLOYMENT SERVICES \$	8,027.64
ACH	O RINGS & THINGS	
	RP1-Buna-70 O Rings 129768	21.55
		- - - - -
	O RINGS & THINGS \$	21.55

Check	Payee / Description	Amount
ACH	YSI INCORPORATED Scrubber,Drierite 976260 456.66 Preium SVC Contract 971943 7,231.00 Analyzer 971942 4,931.00 YSI INCORPORATED \$ 12,618.66	
ACH	PALM AUTO DETAIL INC 11/22 Carwash Svcs f/Agency Fleet Vehicl 221199 3,048.25 PALM AUTO DETAIL INC \$ 3,048.25	
ACH	CORE-ROSION PRODUCTS Final Inv - 10,300 Gal Tank C2022308 39,121.10 25% Deposit f/10,300 Gal Tank & Accessor C2022276-CM 8,285.64- CORE-ROSION PRODUCTS \$ 30,835.46	
ACH	HACH COMPANY Kcl Solution 13363628 443.93 Ph7 Buffer 13365577 256.60 Desiccant Cartidge 13360787 113.79 HACH COMPANY \$ 814.32	
ACH	O S T S INC Confined Space Entry Refresher Training 58336 4,806.00 O S T S INC \$ 4,806.00	
ACH	ROBERT HALF MANAGEMENT RESOURC Chen,R-WE 11/18/22 61110879 3,278.50 Chen,R-WE 11/25/22 61144686 2,490.00 Bassinger,M-WE 11/25/22 61144611 2,698.50 Reyes,G-WE 11/25/22 61144609 2,700.00 Soto,A-WE 11/25/22 61144613 1,942.50 Steele,S-WE 11/25/22 61144606 2,640.00 Steele,S-WE 11/18/22 61110887 1,716.00 Reyes,G-WE 11/18/22 61109107 3,600.00 Soto,A-WE 11/18/22 61101240 2,590.00 Bassinger,M-WE 11/18/22 61110477 3,598.00 ROBERT HALF MANAGEMENT RESOURC\$ 27,253.50	
ACH	SHI INTERNATIONAL CORP Microsoft 365,Visio Plan B16164300 2,550.42 Office 365 Cloud Software B16156555 7,993.80 SHI INTERNATIONAL CORP \$ 10,544.22	
ACH	SWRCB ACCOUNTING OFFICE *SRF Rpymt #3B C-06-8105-120 Principal/I 8105-120-B-22 1,207.11 *SRF Rpymt #3A C-06-8105-120 Principal/I 8105-120-A-22 100,739.47 *SRF Rpymt #3B C-06-8105-110 Principal/I 8105-110-B-22 22,715.77 *SRF Rpymt #3A C-06-8105-110 Principal/I 8105-110-A-22 129,899.70 SWRCB ACCOUNTING OFFICE \$ 254,562.05	

Check	Payee / Description	Amount
ACH	INSIDE PLANTS INC	
	Holiday Installation 91237B	1,619.70
	FcltyMgt/Lab-12/22 Indoor Plant Care 92211	706.50
		- - - - -
	INSIDE PLANTS INC \$	2,326.20
ACH	GEI CONSULTANTS INC	
	PL19005-10/1-10/28 Prof Svcs 3120810	54,062.75
	PL20005-10/1-10/28 Prof Svcs 3121225	153.50
		- - - - -
	GEI CONSULTANTS INC \$	54,216.25
ACH	PFM ASSET MANAGEMENT LLC	
	11/1-11/30 Investment Portfolio 13508611	7,301.65
		- - - - -
	PFM ASSET MANAGEMENT LLC \$	7,301.65
ACH	JB'S POOLS & PONDS INC	
	12/22 Pond Maint Svcs 2266761200	1,194.85
		- - - - -
	JB'S POOLS & PONDS INC \$	1,194.85
ACH	ALTA FOODCRAFT	
	HQA-Coffee,Plastic Stirrers,Coffee Filte 12256998	112.18
		- - - - -
	ALTA FOODCRAFT \$	112.18
ACH	GHD INC	
	EN21051 10/2-11/26 Prof Svcs 380-0023350	309.00
		- - - - -
	GHD INC \$	309.00
ACH	TRICO CORPORATION	
	CDA Oil Analysis P64415	35.00
	RP1 Oil Analysis P64399	35.00
	RP1 Oil Analysis P64394	595.00
	RP1 Oil Analysis P64402	25.00
	RP4 Oil Analysis P64396	210.00
	CCWRF Oil Analysis P64395	35.00
	CCWRF Oil Analysis P64412	175.00
		- - - - -
	TRICO CORPORATION \$	1,110.00
ACH	CONSERV CONSTRUCTION INC	
	WU23004-11/22 Prof Svcs - Lrg Lndscp Rtr 2043	13,225.10
	WU23012-11/22 Prof Svcs - Sml1 St WBIC U 2044	29,238.30
	WU23018-11/22 Prof Svcs - Tune-Up Progra 2045	56,309.82
		- - - - -
	CONSERV CONSTRUCTION INC \$	98,773.22
ACH	EUROFINS EATON ANALYTICAL LLC	
	11/1/22 Water Sample Analysis 3800013136	1,580.00
	11/01/22 Water Sample Analysis 3800013134	1,380.00
	10/27/22 Water Sample Analysis 3800013132	1,380.00
	10/26/22 Water Sample Analysis 3800012911	1,380.00
	12/01/22 Water Sample Analysis 3800012908	1,780.00
	12/01/22 Water Sample Analysis 3800012907	1,380.00
	11/13/22 Water Samples Analysis 3800011540	1,950.00
	7/5/22 Water Sample Analysis 3800012428	1,000.00

Check	Payee / Description	Amount
	10/18/22 Water Sample Analysis 3800012735	1,355.00
	8/18/22 Water Sample Analysis 3800012433	500.00
	9/22/22 Water Sample Analysis 3800012436	305.00
	10/18/22 Water Sample Analysis 3800012737	1,480.00
	10/26/22 Water Sample Analysis 3800013001	1,255.00
		- - - - -
	EUROFINS EATON ANALYTICAL LLC \$	16,725.00
ACH	CALIFORNIA WATER TECHNOLOGIES	
	Phills-17,919.60 Lbs Ferric Chloride Sol 42818	8,559.52
	Phills-18,320.40 Lbs Ferric Chloride Sol 42898	8,750.97
	Phills-18,311.04 Lbs Ferric Chloride 42870	8,746.50
	Phills-18,955.56 Lbs Ferric Chloride Sol 42784	9,054.36
	Phills-18,891.60 Lbs Ferric Chloride Sol 42861	9,023.80
		- - - - -
	CALIFORNIA WATER TECHNOLOGIES \$	44,135.15
ACH	10-8 RETROFIT INC	
	Running Boards,Spotlight,Labor 18952	2,512.79
		- - - - -
	10-8 RETROFIT INC \$	2,512.79
ACH	MANAGED MOBILE INC	
	Repair Parts/Labor F/VQUI2101 IN00-0255247	741.83
	Repair Parts/Labor F/Veh 1102 IN00-0255527	580.05
		- - - - -
	MANAGED MOBILE INC \$	1,321.88
ACH	PACIFIC COURIERS INC	
	November 2022 Courier Service 22-11-2007	2,475.00
		- - - - -
	PACIFIC COURIERS INC \$	2,475.00
ACH	SCP SCIENCE	
	Custom ICP-ICP/MS Stanadard IN0000334460	467.51
		- - - - -
	SCP SCIENCE \$	467.51
ACH	AMAZON BUSINESS	
	Industrial Label Maker Kit,LED Lights,Ph 1GCQ-TDGW-FW9	990.05
		- - - - -
	AMAZON BUSINESS \$	990.05
ACH	TRANSENE COMPANY INC	
	Buffer Solution 212704	235.72
		- - - - -
	TRANSENE COMPANY INC \$	235.72
ACH	PRO-CRAFT CONSTRUCTION INC	
	Professional Services 11/22 22097-11	1,468.00
		- - - - -
	PRO-CRAFT CONSTRUCTION INC \$	1,468.00
ACH	KEARNS & WEST	
	11/1-11/30 Prof Svcs 022095	20,920.30
		- - - - -
	KEARNS & WEST \$	20,920.30
ACH	GARRATT CALLAHAN COMPANY	

Check	Payee / Description	Amount
	RP1-11/22 Water Treatment Program 1224087	605.13
	RP2-11/22 Water Treatment Program 1223904	506.00
	GARRATT CALLAHAN COMPANY \$	1,111.13
ACH	THE SOLIS GROUP	
	RW15003.05-11/22 Prof Svcs 9831	2,967.00
	RW15003.05-11/22 Prof Svcs 9829	1,484.00
	EN17043/EN17110-11/22 Prof Svcs 9830	1,500.00
	THE SOLIS GROUP \$	5,951.00
ACH	WATER SYSTEMS CONSULTING INC	
	Water Resource Program Definition Prof S 7281	7,975.00
	WATER SYSTEMS CONSULTING INC \$	7,975.00
ACH	LIBERTY LANDSCAPING INC	
	December Monthly Maintenance 113079	19,088.00
	HQ Walkway Construction 112776	4,830.82
	IEUA HEADQUARTERS/AN-23-13 112741	3,772.00
	LIBERTY LANDSCAPING INC \$	27,690.82
ACH	RADAR ENVIRONMENTAL INC	
	November 2022 Monthly Site Survey 1869	7,336.23
	RADAR ENVIRONMENTAL INC \$	7,336.23
ACH	PHENOMENEX INC	
	Tubes CIUS-22077187	741.12
	PHENOMENEX INC \$	741.12
ACH	THE GORDIAN GROUP INC	
	HQA&B-Access Control Upgrade 081000.00EZPM	9,646.42
	THE GORDIAN GROUP INC \$	9,646.42
ACH	SAFETY IO LLC	
	Monthly subscriptoin INV1143	1,320.00
	SAFETY IO LLC \$	1,320.00
ACH	INFINITE CONTROL SYSTEMS INC	
	December 2022 Monthly Maintenance Servic 5303	2,960.00
	INFINITE CONTROL SYSTEMS INC \$	2,960.00
ACH	KINGDOM CALIBRATIONS INC	
	OXYGEN REPLACEMENT SENSORS 1382	782.72
	KINGDOM CALIBRATIONS INC \$	782.72
ACH	JESS SPRINKLE ME	
	Custom Cookies for 12/21 End Of Year Cel 12/21 EOY TRE	1,750.00
	JESS SPRINKLE ME \$	1,750.00

Check		Payee / Description	Amount
ACH	CAF TECH INC	1 Year Veeam License & Standard Support 5042	43,151.60
		CAF TECH INC \$	43,151.60
ACH	LEVEL 3 COMMUNICATIONS LLC	12/22 993-1600 993-1600 12/2	1,818.52
		LEVEL 3 COMMUNICATIONS LLC \$	1,818.52
ACH	IEUA EMPLOYEES' ASSOCIATION	P/R 25 12/16/22 Employee Ded HR 0110400	183.00
		IEUA EMPLOYEES' ASSOCIATION \$	183.00
ACH	IEUA SUPERVISORS UNION ASSOCIA	P/R 25 12/16/22 Employee Ded HR 0110400	315.00
		IEUA SUPERVISORS UNION ASSOCIAS \$	315.00
ACH	IEUA GENERAL EMPLOYEES ASSOCIA	P/R 25 12/16/22 Employee Ded HR 0110400	956.60
		IEUA GENERAL EMPLOYEES ASSOCIAS \$	956.60
ACH	INLAND EMPIRE UNITED WAY	P/R 25 12/16/22 Employee Ded HR 0110400	21.00
		INLAND EMPIRE UNITED WAY \$	21.00
ACH	IEUA PROFESSIONAL EMPLOYEES AS	P/R 25 12/16/22 Employee Ded HR 0110400	636.00
		IEUA PROFESSIONAL EMPLOYEES ASS \$	636.00
ACH	WEX HEALTH INC	P/R 25 12/16/22 Cafeteria Plan HR 0110400	4,358.70
		WEX HEALTH INC \$	4,358.70
ACH	CITY EMPLOYEES ASSOCIATES	P/R 25 12/16/22 Employee Ded HR 0110400	352.50
		CITY EMPLOYEES ASSOCIATES \$	352.50
ACH	SHELL ENERGY NORTH AMERICA LP	RP1/RP2/RP5/CCWRP-10/1-10/31 Power Usage 202210	327,503.62
		SHELL ENERGY NORTH AMERICA LP \$	327,503.62
ACH	FISHER SCIENTIFIC	Filter Paper, Cylinders, Falsks, Dispensett 7101035	2,377.53
		FISHER SCIENTIFIC \$	2,377.53
ACH	HOME DEPOT CREDIT SERVICES	M18 FUEL 18V LITHIUM ION BRUSHLE 1590851	571.06
		RP-1 MM Wrench Rubbr Pro 6971792	504.27
		M18 ROVER MOUNTING FLOOD LIGHT 2900744	213.34

Check	Payee / Description	Amount
	M18 18V LITHIUM ION CORDLESS HAC 1745851	278.00
	HOME DEPOT CREDIT SERVICES \$	1,566.67
ACH	WEST VALLEY MOSQUITO AND 11/22 Vector Control Services 2811	632.94
	WEST VALLEY MOSQUITO AND \$	632.94
ACH	AIRGAS USA LLC	
	RCA-Welders' Gloves,Grinding Wheel 9131034642	78.33
	Nitrogen,Acculok Tips,Cap Cyl Valve,Safe 9131996958	422.79
	RP1-142.2 Gals Propane 9132074911	628.20
	Welding Gloves,Nitrogen,Oxygen 9132956840	89.07
	RCA-11/22 Cylinder Rentals 9993362168	35.70
	HQA-128 Lbs Forklift Propane 9131172482	155.59
	RP1-129.8 Gals Propane 9132119681	573.42
	CBM-Filter Repl Kit 9130206338	174.47
	RP1-7.5 Gals Propane 9130267984	33.13
	RP1-114.2 Gals Propane 9132404639	504.51
	RCA-Wire 9131406245	809.42
	RP1-92.6 Gals Propane 9130100853	409.08
	RCA-Welder Helper 9131406248	14.06
	CBM-Filter Repl Kit 9130602889B	31.74
	RP2-96 Lbs Forklift Propane 9130602949	116.47
	RP1-143.2 Gals Propane 9131300138	632.62
	RP1-132.3 Gals Propane 9131463882	584.47
	RP1-148.3 Gals Propane 9129882108	655.15
	RP1-47.3 Gals Propane 9131094120	208.96
	AIRGAS USA LLC \$	6,157.18
ACH	GRAINGER INC	
	Hard Hats 9467046836	136.41
	Fuse,Toggle Switch 9515772102	58.40
	GRAINGER INC \$	194.81
ACH	W M LYLES COMPANY	
	EN17110-11/22 Pay Est 30 PE 30-EN17110	1,900.00
	EN18006-11/22 Pay Est 26 PE 26-EN18006	26,392.42
	EN19001-11/22 Pay Est 25 PE 25-EN19001	2,224,958.06
	EN19006-11/22 Pay Est 25 PE 25-EN19006	3,569,736.70
	W M LYLES COMPANY \$	5,822,987.18
ACH	STANTEC CONSULTING INC	
	EN22020-10/1-11/4 Prof Svcs 2008444	28,441.22
	EN22037-10/1-11/4 Prof Svcs 2008443	10,218.55
	STANTEC CONSULTING INC \$	38,659.77
ACH	GCI CONSTRUCTION INC	
	EN21057-11/22 Pay Est 1 PE 1-EN21057	6,498.00
	GCI CONSTRUCTION INC \$	6,498.00
ACH	ROGERS, PETER J	
	11/16/22 Policy Cmmtt Fee-Rogers,P RPC-11/16/22	100.00

Check	Payee / Description	Amount
	ROGERS, PETER J \$	100.00
ACH	REED, RANDALL J 11/16/22 Policy Cmmtt Fee-Reed,R RPC-11/16/22	100.00
	REED, RANDALL J \$	100.00
ACH	ULLOA, EUNICE M 11/16/22 Policy Cmmtt Fee-Ulloa,E RPC-11/16/22	100.00
	ULLOA, EUNICE M \$	100.00
ACH	DORST-PORADA, DEBRA 11/16/22 Policy Cmmtt Fee-Dorst-Poarada, RPC-11/16/22	100.00
	DORST-PORADA, DEBRA \$	100.00
ACH	GHD INC 11181240-10/3-11/26 Prof Svcs 380-0023276 1,762.01 EN23124-10/30/22-11/26/22 Prof Svcs 380-0023659 14,564.26 EN19025-8/23-11/22 Prof Svcs 380-0023652 2,417.50	
	GHD INC \$	18,743.77
ACH	CIVIC PUBLICATIONS INC 10/16-Inland Valley Daily Bulletin 1743 1,650.00	
	CIVIC PUBLICATIONS INC \$	1,650.00
ACH	FRESNO FIRST BANK EN18006-11/22 Pay Est 26 PE 26-EN18006 1,389.08	
	FRESNO FIRST BANK \$	1,389.08
ACH	PRIORITY BUILDING SERVICES LLC RP5 October 2022 Janitorial Service 85547 1,489.03	
	PRIORITY BUILDING SERVICES LLC\$	1,489.03
ACH	PRO-CRAFT CONSTRUCTION INC Professional Services 11/22 22097-7 1,571.83 Professional Services 11/22 22097-12 284.20 Installation of Incubator 22125-1 22,895.95 Professional Services 11/22 22097-13 700.89	
	PRO-CRAFT CONSTRUCTION INC \$	25,452.87
ACH	BEST CONTRACTING SERVICES INC FM21005.01-11/22 Pay Est 4 PE 4-FM21005. 568,704.81	
	BEST CONTRACTING SERVICES INC \$	568,704.81
ACH	WATER SYSTEMS CONSULTING INC EN22042 WSC INV 6793 6793 4,587.50	
	WATER SYSTEMS CONSULTING INC \$	4,587.50
ACH	FOODJA	

Check	Payee / Description	Amount
	Foodja Inv#1540482 MU 1Qtr Presentation 1540482	389.06
	FOODJA \$	389.06
ACH	STAPLES CONTRACT & COMMERCIAL Labels 3521783361	15.94
	STAPLES CONTRACT & COMMERCIAL \$	15.94
ACH	DUTREY, JAVIER J 11/16/22 Policy Cmmtt Fee-Dutrey,J RPC-11/16/22	100.00
	DUTREY, JAVIER J \$	100.00
ACH	FRESNO FIRST BANK EN19001-11/22 Pay Est 25 PE 25-EN19001 117,103.06	
	EN19006-11/22 Pay Est 25 PE 25-EN19006 187,880.88	
	FRESNO FIRST BANK \$	304,983.94
ACH	VELTO, BILL 11/16/22 Policy Cmmtt Fee-Velto,B RPC-11/16/22	100.00
	VELTO, BILL \$	100.00
ACH	CLIFTONLARSONALLEN LLP Audit for FY End 06/30/22 3487444 5,880.00	
	Audit for FY End 06/30/22 3471502 19,391.00	
	CLIFTONLARSONALLEN LLP \$	25,271.00
ACH	TRAINING NETWORK LLC Streamery Subscription IN-23804	2,995.00
	TRAINING NETWORK LLC \$	2,995.00
ACH	MARTINEZ, CORYSA 10/6/22 Policy Cmmtt Fee-Martinez,C RPC-10/6/22	100.00
	MARTINEZ, CORYSA \$	100.00
ACH	SO CALIF EDISON RP5/TP5/HQA/B-10/31-11/30 6075 Kimball A 8002326317 11 160,161.30	
	BnaBsn-11/7-12/7 14017 Whittram Ped 8004504662 11 43.29	
	JrpBsn-11/7-12/7 13450 Jurupa 8000401711 11 482.97	
	HckryDm-11/7-12/7 13400 Whittram Ave 8000257085 11 202.46	
	ElyBsn-11/7-12/7 1665 Phila Ave 8000057558 11 63.87	
	PhillS-11/7-12/7 1818 Phila St 8000031143 11 8,079.45	
	ZnRsvr-11/4-12/6 12749 6th St 8002740158 11 87.38	
	DclzBsn-11/2-12/4 13978 Phila 8002283946 11 88.59	
	CllgHgts/LwrDy/RP3Bsn/TrnrBsn1-10/31-11/ 0297941406 11 192.46	
	RP4-11/4-12/6 12811 6th St 8000598564 11 400.99	
	OntLS-11/3-12/5 2525 Riverside Dr 8001610323 11 37.92	
	SO CALIF EDISON \$	169,840.68
ACH	SO CALIF GAS RP1-11/1-12/1 2450 Phila St 11336197 11/2 50.00	
	RP1-11/1-12/1 2450 Phila St 5300510 11/22 43.29	

Check	Payee / Description	Amount
	SO CALIF GAS \$	93.29
ACH	SOLAR STAR CALIFORNIA V LLC	
	RP5/TP5/HQA/B-11/1-11/30 6075 Kimball Av E02M0614-6165	14,767.46
	RP1-11/1-11/30 2450 Phila St E02M0615-6165	15,497.67
	RP1-11/1-11/30 2450 Phila St E02M0616-6165	2,792.15
	RP4/HQA/A-11/1-11/30 6075 Kimball Ave E02M0612-6165	16,709.59
	CCWRP/TP/RWPS-11/1-11/30 14950 Telephone E02M0613-6165	5,497.02
	SOLAR STAR CALIFORNIA V LLC \$	55,263.89
ACH	CAMPOS, JESSE	
	EMP ASSIST PC LOAN 12/22-Campos,J PC LOAN 1	1,162.73
	CAMPOS, JESSE \$	1,162.73
ACH	NOH, BRIAN	
	Noh,B_ExpRpt_10/17-10/20 2022 SMRP Annl NOH,B 9/15 SM	162.81
	NOH, BRIAN \$	162.81
ACH	COUNTY SANITATION DISTRICTS	
	22/23-2nd QTR Wstwtr Trtmnt Surchg 1881662 22/23	1,536,761.00
	COUNTY SANITATION DISTRICTS \$	1,536,761.00
ACH	FISHER SCIENTIFIC	
	Alum Pan Dissecting 8680221	48.42
	Filter Caps,Vials 8641077	1,014.47
	Aig Parts & ACCE 8641076	1,004.52
	Pipet Dispenser 8806382	80.29
	Hon Circ Chart 8763101	179.14
	Ammonium Hydroxide 8763100	61.85
	Probe 8883928	1,692.22
	Glass Wool Silanized 8763099	65.71
	Buffers 8559135	306.21
	N-Hexane 7101034	935.03
	Micro Dist Tubes 8366483	1,635.30
	Bromate 5844410	93.94
	Procure Lab 8720773	282.61
	Stirbar Mag 8720771	103.76
	Pkr Wm 250cc Bottle 6009444	96.14
	Bottle Square HDP 12Pk 8680222	457.07
	FISHER SCIENTIFIC \$	8,056.68
ACH	HARRINGTON INDUSTRIAL PLASTICS	
	*8012 Bolt Pack GSKT 012M1838	299.73
	3/4" Adaptor MPTxINS PVC 012M1839	475.92
	Calibration Column 012M1764	230.32
	Filter Products 012M1765	593.06
	HARRINGTON INDUSTRIAL PLASTICS\$	1,599.03
ACH	HOME DEPOT CREDIT SERVICES	
	RP-1 Maint Materials 1025420	45.13
	RP-1 MM Drain Kit 5974165	54.33

Check	Payee / Description	Amount
	HOME DEPOT CREDIT SERVICES \$	99.46
ACH	SOUTHWEST ALARM SERVICE	
	7/22 Agency Wide Alarm Svc Calls 078524	627.36
	Monitoring Security System for Dec. 2022 078922	4,852.00
	SOUTHWEST ALARM SERVICE \$	5,479.36
ACH	AIRGAS USA LLC	
	RP1-168.7 Gals Propane 9131399771	745.27
	AIRGAS USA LLC \$	745.27
ACH	TELL STEEL INC	
	Alum Flat 22-0026616	399.38
	TELL STEEL INC \$	399.38
ACH	PETE'S ROAD SERVICE	
	New Tire F/Veh 2001 22-0636135-00	633.69
	PETE'S ROAD SERVICE \$	633.69
ACH	GRAINGER INC	
	WHSE Windsock 9529956162	698.45
	GRAINGER INC \$	698.45
ACH	CDM SMITH INC	
	EN19024-11/6-12/3/22 Prof Svcs 90166556	5,654.33
	EN19006/EN19006/EN24001/EN24002-11/22 Pr 90166140	2,430.01
	CDM SMITH INC \$	8,084.34
ACH	FLUID COMPONENTS INTERNATIONAL	
	Gas Mass Flow Meter,VMR 1149257	8,334.47
	Flowmeter Insertion 1149259	1,156.52
	FLUID COMPONENTS INTERNATIONAL\$	9,490.99
ACH	DELL MARKETING L P	
	Dell Mobile Precision 5570 BTX 10631105622	2,535.09
	PowerStore 500T Customer Rack 10634783999	59,504.39
	Broadcom Ports Interface Cards and Adapt 10631827025	1,053.79
	DELL MARKETING L P \$	63,093.27
ACH	ACCUSTANDARD INC	
	Purgeables,Acrolein & Acrylonitrile,Vola 969852	630.12
	ACCUSTANDARD INC \$	630.12
ACH	CAROLLO ENGINEERS	
	EN17043/EN17110/EN19010-10/22 Prof Svcs FB29977	13,791.46
	RW15003/RW15004-11/22 Prof Svcs FB30223	3,665.50
	CAROLLO ENGINEERS \$	17,456.96
ACH	RED WING SHOE STORE	

Check	Payee / Description	Amount
	Employee Safety Shoe Purchase INV00214379 225.00	
	Employee Safety Shoe Purchase 816-1-11708 225.00	
	RED WING SHOE STORE \$ 450.00	
ACH	CITY TOOL WORKS INC	
	Daft Chain Flight Mounts 020886 765.03	
	CITY TOOL WORKS INC \$ 765.03	
ACH	RESTEK CORP	
	Drilled Uniliners CD50297297 2,316.65	
	RESTEK CORP \$ 2,316.65	
ACH	MPS SECURITY	
	Nov 2022 Chino Wetlands Guard Service 2563 2,134.08	
	Nov 2022 IEUA Rover Patrol Service 2564 11,800.62	
	Nov 2022 RP1 Standing Guard Service 2565 6,149.52	
	MPS SECURITY \$ 20,084.22	
ACH	HACH COMPANY	
	Digital pH Sensor, Ryton Convertible 13375019 4,729.91	
	NH4-N Standard Solution 13378030 1,079.42	
	HACH COMPANY \$ 5,809.33	
ACH	GOLDEN STATE LABOR COMPLIANCE	
	EN22042 Golden State 12.2022.26 12.2022.26 2,925.00	
	GOLDEN STATE LABOR COMPLIANCE \$ 2,925.00	
ACH	ROBERT HALF MANAGEMENT RESOURC	
	Samore,J-WE 12/09/22 61239198 4,350.00	
	Chen,R-WE 12/02/22 61185012 3,320.00	
	Soto,A-WE 12/02/22 61224698 2,347.19	
	Steele,S-WE 12/09/22 61224816 3,520.00	
	Steele,S-WE 12/02/22 61197723 3,520.00	
	Bassinger,M-WE 12/02/22 61176812 3,598.00	
	Mahdian,M-WE 12/02/22 61176814 2,760.00	
	ROBERT HALF MANAGEMENT RESOURC\$ 23,415.19	
ACH	CS-AMSCO	
	Gearbox 18256 663.30	
	AM Board Stack Assys 18275 3,379.95	
	CS-AMSCO \$ 4,043.25	
ACH	STANTEC CONSULTING INC	
	EN21045 09/24-11/25/22 Prof Svcs 2015588 60,914.75	
	STANTEC CONSULTING INC \$ 60,914.75	
ACH	NATIONAL CONSTRUCTION RENTALS	
	Rental Unit,Handwash Station,Handicap Un 6798562 572.70	
	Holding Tank Rental 12/7-1/3 6811020 290.78	

Check	Payee / Description	Amount
	NATIONAL CONSTRUCTION RENTALS \$	863.48
ACH	RSD	
	Degreasing Solvent,Hex Driver,Seal Cap,B 55380234-00	494.77
	Aerosol Degreasing Solvent,EasySeal,Refr 55380432-00	2,010.86
	Extended Reach Probe Tip Set 55380918-00	13.79
	RP1 Valves 55378724-00	229.75
	Leak Detector,Degreasing Solvent,Vacuum 55380545-00	943.60
		- - - - -
	RSD \$	3,692.77
ACH	BURLINGTON SAFETY LABORATORY	
	Gloves,Blankets,Straight & Telescopic Ho 85080	520.50
		- - - - -
	BURLINGTON SAFETY LABORATORY \$	520.50
ACH	MEYERS NAVE	
	11/22 PFAS Issues 200734	7,070.00
		- - - - -
	MEYERS NAVE \$	7,070.00
ACH	CORRPRO COMPANIES INC	
	1/1-12/31/22 Inspection Svcs 691267	840.00
		- - - - -
	CORRPRO COMPANIES INC \$	840.00
ACH	ALTA FOODCRAFT	
	RP1-Coffee,Sugar 12240327	63.63
	HQB-Creamer,Sweetener,Cocoa,Filters 12250894	153.91
		- - - - -
	ALTA FOODCRAFT \$	217.54
ACH	YORK RISK SERVICES GROUP INC	
	Workers' Compensation Claims 1/1/2023-3/ 400000116708	6,437.50
		- - - - -
	YORK RISK SERVICES GROUP INC \$	6,437.50
ACH	KIM'S MASTER AUTO REPAIR	
	Smog Inspection 043510	39.00
	Smog Inspection 043514	39.00
	Smog Inspection 043520	39.00
		- - - - -
	KIM'S MASTER AUTO REPAIR \$	117.00
ACH	GHD INC	
	EN17042-10/26-11/26 Prof Svcs 380-0023944	17,614.00
	EN21053 11/19 Prof Svcs 380-0024071	51,715.53
	EN23002-10/22 Prof Svcs 380-0022220	29,748.17
		- - - - -
	GHD INC \$	99,077.70
ACH	EUROFINS EATON ANALYTICAL LLC	
	11/02/22 Water Sample Analysis 3800013207	1,500.00
	12/2/22 Water Sample Analysis 3800013036	200.00
	12/1/22 Water Sample Analysis 3800012917	550.00
	9/27/22 Water Sample Analysis 3800013204	250.00
	12/1/22 Water Sample Analysis 3800012915	550.00
		- - - - -
	EUROFINS EATON ANALYTICAL LLC \$	3,050.00

Check Payee / Description	Amount
---------------------------	--------

ACH	AUTOZONE PARTS INC			
	Gloves	5618720460		581.66
	Gloves	5618715971		1,981.74
			-	-
	AUTOZONE PARTS INC	\$		2,563.40

ACH	HARPER & ASSOCIATES ENGINEERIN			
	EN17110-11/22 Prof Svcs	ENG-7986		6,580.00
			-	-
	HARPER & ASSOCIATES ENGINEERIN\$			6,580.00

ACH	MICROAGE			
	Aruba Software and Support Renewal /Need	2237365		2,103.09
	Cisco 4451-X Integrated Services Router	2240360		79,358.04
			-	-
	MICROAGE	\$		81,461.13

ACH	ARCADIS US INC			
	EN22022 5/22 Prof Svcs	34318632		55,218.25
			-	-
	ARCADIS US INC	\$		55,218.25

ACH	TITUS INDUSTRIAL GROUP INC			
	Manhole Cover and Frame with Gasket	10357		23,410.45
			-	-
	TITUS INDUSTRIAL GROUP INC	\$		23,410.45

ACH	PREMIUM PROMOTIONALS			
	Polos,Caps,Hats	2208017		1,769.82
			-	-
	PREMIUM PROMOTIONALS	\$		1,769.82

ACH	SUPERIOR ELECTRIC MOTOR SERVIC			
	Parts/Repair for Flygt Pump Motor	129872		21,895.42
	RP1 Baldor Motor	129921		1,615.08
	RP1 Baldor Motor	129920		3,471.81
			-	-
	SUPERIOR ELECTRIC MOTOR SERVIC\$			26,982.31

ACH	MANAGED MOBILE INC			
	Repair Parts/Labor F/Veh 0802	IN00-0255814		1,666.20
	Repair Parts/Labor F/Veh 1601	IN00-0255987		341.40
	Repair Parts/Labor F/Veh 2002	IN00-0256172		978.18
			-	-
	MANAGED MOBILE INC	\$		2,985.78

ACH	PRIORITY BUILDING SERVICES LLC			
	RP5 Nov 2022 Janitorial Svcs	85972		1,489.03
	Nov 2022 Janitorial Services	85970		20,389.06
			-	-
	PRIORITY BUILDING SERVICES LLC\$			21,878.09

ACH	ECOTECH SERVICES INC			
	11/22 Res. Hm Pressure Reg. Program	2484		19,047.16
			-	-
	ECOTECH SERVICES INC	\$		19,047.16

ACH	SHAW HR CONSULTING INC
-----	------------------------

Check	Payee / Description	Amount
	Professional Services 10/22, 11/22 006441 550.00	
	Professional Services 10/22 006440 1,080.00	
	Professional Services 11/22 006527 2,215.00	
		- - - - -
	SHAW HR CONSULTING INC \$ 3,845.00	
ACH	PRO-CRAFT CONSTRUCTION INC	
	Professional Services 11/22 22097-10 2,500.00	
		- - - - -
	PRO-CRAFT CONSTRUCTION INC \$ 2,500.00	
ACH	JWC ENVIRONMENTAL LLC	
	Monster Renew 113267 41,752.05	
		- - - - -
	JWC ENVIRONMENTAL LLC \$ 41,752.05	
ACH	THE SOLIS GROUP	
	EN18006.00 11/1-11/30 9828 1,893.00	
		- - - - -
	THE SOLIS GROUP \$ 1,893.00	
ACH	LA OPINION	
	Nov Ad 2022 107291122 1,100.00	
		- - - - -
	LA OPINION \$ 1,100.00	
ACH	DECALS BY DESIGN INC	
	Install Decal Graphic Sets 17236 380.81	
		- - - - -
	DECALS BY DESIGN INC \$ 380.81	
ACH	AMTEC	
	Bratton,Z-WE 12/11/22 73146 1,164.90	
		- - - - -
	AMTEC \$ 1,164.90	
ACH	INGERSOLL-RAND INDUSTRIAL US I	
	Switch, Low Oil Level 26358609 2,028.01	
		- - - - -
	INGERSOLL-RAND INDUSTRIAL US I\$ 2,028.01	
ACH	STAPLES CONTRACT & COMMERCIAL	
	Hanging Shelf 3525282523 187.93	
	Sharpies,Markers,Headset 3525282525 441.58	
		- - - - -
	STAPLES CONTRACT & COMMERCIAL \$ 629.51	
ACH	INLAND EMPIRE WINDUSTRIAL CO	
	Nipples,Bushings 043861 01 150.08	
		- - - - -
	INLAND EMPIRE WINDUSTRIAL CO \$ 150.08	
ACH	LIBERTY LANDSCAPING INC	
	Install 15-Gallon Quercus Agrifolia Oaks 113319 3,512.21	
		- - - - -
	LIBERTY LANDSCAPING INC \$ 3,512.21	
ACH	CONSTRUCTION TESTING AND	
	RW15003.06-11/22 Soil Technician 00664966 2,650.00	

Check	Payee / Description	Amount
	CONSTRUCTION TESTING AND \$	2,650.00
ACH	ERAMOSA INTERNATIONAL INC EN13016.05-10/29-11/25/22 Prof Svcs US23520-27	2,707.50
	ERAMOSA INTERNATIONAL INC \$	2,707.50
ACH	CASAMAR GROUP LLC EN19001/EN19006-11/22 Prof Svcs 13290	15,599.56
	CASAMAR GROUP LLC \$	15,599.56
ACH	THE GATE GUY Service Call 398	248.72
	THE GATE GUY \$	248.72
ACH	HORIBA INSTRUMENTS INCORPORATE Sales Tax Adj 5103137088 AD 209.04 Sales Tax Adj 5103128163 AD 2,322.72	2,531.76
	HORIBA INSTRUMENTS INCORPORATE\$	2,531.76
ACH	INFINITE CONTROL SYSTEMS INC EISK5-GR 5 PORT Gig Switch 5315	260.71
	INFINITE CONTROL SYSTEMS INC \$	260.71
ACH	EMED CO High Voltage Keep Out Signs 9351762832	898.49
	EMED CO \$	898.49
ACH	SO CALIF EDISON RP2MntLnchRm-11/17-12/16 16400 El Prado 8001015118 12 3,685.22 MntclLS-11/9-12/11 34 Palmetto-Phila 8000037189 11 1,717.91 MntclBsn-11/15-12/14 4700 San Jose 8000092569 11 70.52 BrksStBsn-11/15-12/14 10661 Silicon Ped 8000094378 12 53.64 MWDTrnt15T-11/16-12/15 12100 Banyan St 8004147332 12 28.64 BrksRWTrnOt-11/16-12/15 4349 Orchard St 8002166155 12 24.03 SBLfStn-11/16-12/15 13707 San Bernardino 8003058251 12 2,448.09 MWDTrnt18-11/17-12/16 13400 Betsy Ross C 8000136547 12 33.65 1630EPmpStn-11/17-12/16 7420 1/2 East 8000414223 12 41,319.85 MntclSplTbx-11/17-12/16 11294 Roswell Av 8000629815 12 92.34 MWDCB14/20-11/17-12/16 5752 East Ave/475 0478658163 12 145.60	49,619.49
	SO CALIF EDISON \$	49,619.49
ACH	SHELL ENERGY NORTH AMERICA LP 11/22 Gas Cmmddy-Core,9/22 Adj 1100002880311	707.75
	SHELL ENERGY NORTH AMERICA LP \$	707.75
ACH	SWEZEY, TOM MlgReim-6/10 Call Out-Swezey,T MLG 6/10	21.06
	SWEZEY, TOM \$	21.06

Check	Payee / Description	Amount
ACH	BREIG, ANNA Reim Monthly Health Prem	HEALTH PREM 132.25
	BREIG, ANNA	\$ 132.25
ACH	HORNE, WILLIAM Reim Monthly Health Prem	HEALTH PREM 397.06
	HORNE, WILLIAM	\$ 397.06
ACH	LICHTI, ALICE Reim Monthly Health Prem	HEALTH PREM 132.25
	LICHTI, ALICE	\$ 132.25
ACH	NOWAK, THEO T Reim Monthly Health Prem	HEALTH PREM 397.06
	NOWAK, THEO T	\$ 397.06
ACH	DYKSTRA, BETTY Reim Monthly Health Prem	HEALTH PREM 132.25
	DYKSTRA, BETTY	\$ 132.25
ACH	MUELLER, CAROLYN Reim Monthly Health Prem	HEALTH PREM 132.25
	MUELLER, CAROLYN	\$ 132.25
ACH	CANADA, ANGELA Reim Monthly Health Prem	HEALTH PREM 132.25
	CANADA, ANGELA	\$ 132.25
ACH	CUPERSMITH, LEIZAR Reim Monthly Health Prem	HEALTH PREM 132.25
	CUPERSMITH, LEIZAR	\$ 132.25
ACH	DELGADO-ORAMAS JR, JOSE Reim Monthly Health Prem	HEALTH PREM 283.25
	DELGADO-ORAMAS JR, JOSE	\$ 283.25
ACH	GRANGER, BRANDON Reim Monthly Health Prem	HEALTH PREM 137.02
	GRANGER, BRANDON	\$ 137.02
ACH	WEBB, DANNY C Reim Monthly Health Prem	HEALTH PREM 151.00
	WEBB, DANNY C	\$ 151.00
ACH	HUMPHREYS, DEBORAH E Reim Monthly Health Prem	HEALTH PREM 141.63
	HUMPHREYS, DEBORAH E	\$ 141.63

Check	Payee / Description	Amount
-------	---------------------	--------

ACH	MOUAT, FREDERICK W Reim Monthly Health Prem	HEALTH PREM	141.63
	MOUAT, FREDERICK W	\$	141.63

ACH	MORGAN, GARTH W Reim Monthly Health Prem	HEALTH PREM	151.00
	MORGAN, GARTH W	\$	151.00

ACH	MAZUR, JOHN Reim Monthly Health Prem	HEALTH PREM	518.95
	MAZUR, JOHN	\$	518.95

ACH	HAMILTON, MARIA Reim Monthly Health Prem	HEALTH PREM	151.00
	HAMILTON, MARIA	\$	151.00

ACH	FISHER, JAY Reim Monthly Health Prem	HEALTH PREM	151.00
	FISHER, JAY	\$	151.00

ACH	DIETZ, JUDY Reim Monthly Health Prem	HEALTH PREM	151.00
	DIETZ, JUDY	\$	151.00

ACH	PETERSEN, KENNETH Reim Monthly Health Prem	HEALTH PREM	132.25
	PETERSEN, KENNETH	\$	132.25

ACH	TRAUTERMAN, HELEN Reim Monthly Health Prem	HEALTH PREM	132.25
	TRAUTERMAN, HELEN	\$	132.25

ACH	TIEGS, KATHLEEN Reim Monthly Health Prem	HEALTH PREM	415.50
	TIEGS, KATHLEEN	\$	415.50

ACH	DIGGS, GEORGE Reim Monthly Health Prem	HEALTH PREM	406.28
	DIGGS, GEORGE	\$	406.28

ACH	HAYES, KENNETH Reim Monthly Health Prem	HEALTH PREM	415.50
	HAYES, KENNETH	\$	415.50

ACH	RODRIGUEZ, LOUIS Reim Monthly Health Prem	HEALTH PREM	141.63
-----	--	-------------	--------

Check	Payee / Description	Amount
	RODRIGUEZ, LOUIS	\$ 141.63
ACH	VARBEL, VAN Reim Monthly Health Prem	HEALTH PREM 283.25
	VARBEL, VAN	\$ 283.25
ACH	CLIFTON, NEIL Reim Monthly Health Prem	HEALTH PREM 283.25
	CLIFTON, NEIL	\$ 283.25
ACH	WELLMAN, JOHN THOMAS Reim Monthly Health Prem	HEALTH PREM 283.25
	WELLMAN, JOHN THOMAS	\$ 283.25
ACH	TROXEL, WYATT Reim Monthly Health Prem	HEALTH PREM 132.25
	TROXEL, WYATT	\$ 132.25
ACH	CORLEY, WILLIAM Reim Monthly Health Prem	HEALTH PREM 283.25
	CORLEY, WILLIAM	\$ 283.25
ACH	LESNIAKOWSKI, NORBERT Reim Monthly Health Prem	HEALTH PREM 123.03
	LESNIAKOWSKI, NORBERT	\$ 123.03
ACH	VER STEEG, ALLEN J Reim Monthly Health Prem	HEALTH PREM 137.02
	VER STEEG, ALLEN J	\$ 137.02
ACH	HACKNEY, GARY Reim Monthly Health Prem	HEALTH PREM 283.25
	HACKNEY, GARY	\$ 283.25
ACH	TOL, HAROLD Reim Monthly Health Prem	HEALTH PREM 132.25
	TOL, HAROLD	\$ 132.25
ACH	BANKSTON, GARY Reim Monthly Health Prem	HEALTH PREM 132.25
	BANKSTON, GARY	\$ 132.25
ACH	ATWATER, RICHARD Reim Monthly Health Prem	HEALTH PREM 151.00
	ATWATER, RICHARD	\$ 151.00
ACH	FIESTA, PATRICIA Reim Monthly Health Prem	HEALTH PREM 283.25

Check	Payee / Description	Amount
	FIESTA, PATRICIA \$	283.25
ACH	ANDERSON, JOHN L Reim Monthly Health Prem HEALTH PREM	415.50
	ANDERSON, JOHN L \$	415.50
ACH	SANTA CRUZ, JACQUELYN Reim Monthly Health Prem HEALTH PREM	745.34
	SANTA CRUZ, JACQUELYN \$	745.34
ACH	SOPICKI, LEO Reim Monthly Health Prem HEALTH PREM	274.03
	SOPICKI, LEO \$	274.03
ACH	GOSE, ROSEMARY Reim Monthly Health Prem HEALTH PREM	151.00
	GOSE, ROSEMARY \$	151.00
ACH	KEHL, BARRETT Reim Monthly Health Prem HEALTH PREM	151.00
	KEHL, BARRETT \$	151.00
ACH	RITCHIE, JANN Reim Monthly Health Prem HEALTH PREM	151.00
	RITCHIE, JANN \$	151.00
ACH	LONG, ROCKWELL DEE Reim Monthly Health Prem HEALTH PREM	367.95
	LONG, ROCKWELL DEE \$	367.95
ACH	FATTAHI, MIR Reim Monthly Health Prem HEALTH PREM	151.00
	FATTAHI, MIR \$	151.00
ACH	VERGARA, FLORENTINO Reim Monthly Health Prem HEALTH PREM	283.25
	VERGARA, FLORENTINO \$	283.25
ACH	WALL, DAVID Reim Monthly Health Prem HEALTH PREM	141.63
	WALL, DAVID \$	141.63
ACH	CHUNG, MICHAEL Reim Monthly Health Prem HEALTH PREM	141.63
	CHUNG, MICHAEL \$	141.63
ACH	BLASINGAME, MARY	

Check	Payee / Description		Amount
	Reim Monthly Health Prem	HEALTH PREM	132.25
	BLASINGAME, MARY	\$	132.25
ACH	ANDERSON, KENNETH		
	Reim Monthly Health Prem	HEALTH PREM	141.63
	ANDERSON, KENNETH	\$	141.63
ACH	POLACEK, KEVIN		
	Reim Monthly Health Prem	HEALTH PREM	518.95
	POLACEK, KEVIN	\$	518.95
ACH	ELROD, SONDR		
	Reim Monthly Health Prem	HEALTH PREM	141.63
	ELROD, SONDR	\$	141.63
ACH	HOAK, JAMES		
	Reim Monthly Health Prem	HEALTH PREM	151.00
	HOAK, JAMES	\$	151.00
ACH	CLEVELAND, JAMES		
	Reim Monthly Health Prem	HEALTH PREM	151.00
	CLEVELAND, JAMES	\$	151.00
ACH	LANGNER, CAMERON		
	Reim Monthly Health Prem	HEALTH PREM	447.50
	LANGNER, CAMERON	\$	447.50
ACH	HOOSHMAND, RAY		
	Reim Monthly Health Prem	HEALTH PREM	151.00
	HOOSHMAND, RAY	\$	151.00
ACH	SCHLAPKOHL, JACK		
	Reim Monthly Health Prem	HEALTH PREM	151.00
	SCHLAPKOHL, JACK	\$	151.00
ACH	POOLE, PHILLIP		
	Reim Monthly Health Prem	HEALTH PREM	226.32
	POOLE, PHILLIP	\$	226.32
ACH	ADAMS, BARBARA		
	Reim Monthly Health Prem	HEALTH PREM	137.02
	ADAMS, BARBARA	\$	137.02
ACH	VANDERPOOL, LARRY		
	Reim Monthly Health Prem	HEALTH PREM	123.03
	VANDERPOOL, LARRY	\$	123.03

Check	Payee / Description	Amount
ACH	AMBROSE, JEFFREY Reim Monthly Health Prem	HEALTH PREM 283.25
	AMBROSE, JEFFREY	\$ 283.25
ACH	MERRILL, DIANE Reim Monthly Health Prem	HEALTH PREM 577.72
	MERRILL, DIANE	\$ 577.72
ACH	HOUSER, ROD Reim Monthly Health Prem	HEALTH PREM 714.73
	HOUSER, ROD	\$ 714.73
ACH	RUSO, VICKI Reim Monthly Health Prem	HEALTH PREM 226.32
	RUSO, VICKI	\$ 226.32
ACH	HUSS, KERRY Reim Monthly Health Prem	HEALTH PREM 1,004.43
	HUSS, KERRY	\$ 1,004.43
ACH	BINGHAM, GREGG Reim Monthly Health Prem	HEALTH PREM 132.25
	BINGHAM, GREGG	\$ 132.25
ACH	CHARLES, DAVID Reim Monthly Health Prem	HEALTH PREM 151.00
	CHARLES, DAVID	\$ 151.00
ACH	ALVARADO, ROSEMARY Reim Monthly Health Prem	HEALTH PREM 132.25
	ALVARADO, ROSEMARY	\$ 132.25
ACH	BARELA, GEORGE Reim Monthly Health Prem	HEALTH PREM 151.00
	BARELA, GEORGE	\$ 151.00
ACH	FETZER, ROBERT Reim Monthly Health Prem	HEALTH PREM 754.64
	FETZER, ROBERT	\$ 754.64
ACH	BRULE, CHRISTOPHER Reim Monthly Health Prem	HEALTH PREM 226.32
	BRULE, CHRISTOPHER	\$ 226.32
ACH	ROOS, JAMES Reim Monthly Health Prem	HEALTH PREM 367.95
	ROOS, JAMES	\$ 367.95

Check	Payee / Description	Amount
ACH	MULLANEY, JOHN Reim Monthly Health Prem	HEALTH PREM 377.32
	MULLANEY, JOHN	\$ 377.32
ACH	VALENZUELA, DANIEL Reim Monthly Health Prem	HEALTH PREM 603.64
	VALENZUELA, DANIEL	\$ 603.64
ACH	PACE, BRIAN Reim Monthly Health Prem	HEALTH PREM 426.72
	PACE, BRIAN	\$ 426.72
ACH	KING, JOSEPH Reim Monthly Health Prem	HEALTH PREM 151.00
	KING, JOSEPH	\$ 151.00
ACH	VILLALOBOS, HECTOR Reim Monthly Health Prem	HEALTH PREM 226.32
	VILLALOBOS, HECTOR	\$ 226.32
ACH	BAXTER, KATHLEEN Reim Monthly Health Prem	HEALTH PREM 226.32
	BAXTER, KATHLEEN	\$ 226.32
ACH	PENMAN, DAVID Reim Monthly Health Prem	HEALTH PREM 603.64
	PENMAN, DAVID	\$ 603.64
ACH	ANGIER, RICHARD Reim Monthly Health Prem	HEALTH PREM 603.64
	ANGIER, RICHARD	\$ 603.64
ACH	MERRILL, DEBORAH Reim Monthly Health Prem	HEALTH PREM 132.25
	MERRILL, DEBORAH	\$ 132.25
ACH	O'DEA, KRISTINE Reim Monthly Health Prem	HEALTH PREM 141.63
	O'DEA, KRISTINE	\$ 141.63
ACH	OAKDEN, LISA Reim Monthly Health Prem	HEALTH PREM 754.64
	OAKDEN, LISA	\$ 754.64
ACH	LAUGHLIN, JOHN Reim Monthly Health Prem	HEALTH PREM 151.00

Check	Payee / Description	Amount
	LAUGHLIN, JOHN	\$ 151.00
ACH	HUGHBANKS, ROGER Reim Monthly Health Prem	HEALTH PREM 226.32
	HUGHBANKS, ROGER	\$ 226.32
ACH	SPENDLOVE, DANNY Reim Monthly Health Prem	HEALTH PREM 141.63
	SPENDLOVE, DANNY	\$ 141.63
ACH	HOULIHAN, JESSE Reim Monthly Health Prem	HEALTH PREM 367.95
	HOULIHAN, JESSE	\$ 367.95
ACH	HERNANDEZ, DELIA Reim Monthly Health Prem	HEALTH PREM 226.32
	HERNANDEZ, DELIA	\$ 226.32
ACH	GUARDIANO, GARY Reim Monthly Health Prem	HEALTH PREM 141.63
	GUARDIANO, GARY	\$ 141.63
ACH	BARRER, SATURNINO Reim Monthly Health Prem	HEALTH PREM 377.32
	BARRER, SATURNINO	\$ 377.32
ACH	LACEY, STEVEN Reim Monthly Health Prem	HEALTH PREM 830.03
	LACEY, STEVEN	\$ 830.03
ACH	REED, RANDALL Reim Monthly Health Prem	HEALTH PREM 754.64
	REED, RANDALL	\$ 754.64
ACH	RAMIREZ, REBECCA Reim Monthly Health Prem	HEALTH PREM 377.32
	RAMIREZ, REBECCA	\$ 377.32
ACH	RAZAK, HALLA Reim Monthly Health Prem	HEALTH PREM 151.00
	RAZAK, HALLA	\$ 151.00
ACH	OSBORN, CINDY L Reim Monthly Health Prem	HEALTH PREM 377.32
	OSBORN, CINDY L	\$ 377.32
ACH	FESTA, GARY Reim Monthly Health Prem	HEALTH PREM 305.87

Check	Payee / Description	Amount
	FESTA, GARY \$	305.87
ACH	MENDEZ, DAVID G Reim Monthly Health Prem HEALTH PREM	367.95
	MENDEZ, DAVID G \$	367.95
ACH	DELGADO, FLOR MARIA Reim Monthly Health Prem HEALTH PREM	151.00
	DELGADO, FLOR MARIA \$	151.00
ACH	GROENVELD, NELLETJE Reim Monthly Health Prem HEALTH PREM	226.32
	GROENVELD, NELLETJE \$	226.32
ACH	BATONGMALAQUE, CHARLIE L Reim Monthly Health Prem HEALTH PREM	358.64
	BATONGMALAQUE, CHARLIE L \$	358.64
ACH	BOBBITT, JOHN Reim Monthly Health Prem HEALTH PREM	151.00
	BOBBITT, JOHN \$	151.00
ACH	NEIGHBORS, CLAUDIA Reim Monthly Health Prem HEALTH PREM	377.32
	NEIGHBORS, CLAUDIA \$	377.32
ACH	CHENG, TINA Y Reim Monthly Health Prem HEALTH PREM	132.25
	CHENG, TINA Y \$	132.25
ACH	JACKSON, PATRICIA M Reim Monthly Health Prem HEALTH PREM	141.63
	JACKSON, PATRICIA M \$	141.63
ACH	GIBSON, CONSTANCE A Reim Monthly Health Prem HEALTH PREM	151.00
	GIBSON, CONSTANCE A \$	151.00
ACH	GU, JASON Reim Monthly Health Prem HEALTH PREM	141.63
	GU, JASON \$	141.63
ACH	SCHERCK, JOHN Reim Monthly Health Prem HEALTH PREM	378.11
	SCHERCK, JOHN \$	378.11
ACH	BUCHANAN, JAMES S	

Check	Payee / Description	Amount
	Reim Monthly Health Prem HEALTH PREM	151.00
	BUCHANAN, JAMES S \$	151.00
ACH	LUCAS, LARRY Reim Monthly Health Prem HEALTH PREM	151.00
	LUCAS, LARRY \$	151.00
ACH	LOPEZ, MARK A Reim Monthly Health Prem HEALTH PREM	377.32
	LOPEZ, MARK A \$	377.32
ACH	SANTA CRUZ, VICTOR Reim Monthly Health Prem HEALTH PREM	594.34
	SANTA CRUZ, VICTOR \$	594.34
ACH	TRAUGOTT, JEFFREY P Reim Monthly Health Prem HEALTH PREM	141.63
	TRAUGOTT, JEFFREY P \$	141.63
ACH	RIVERA, VINCENT J Reim Monthly Health Prem HEALTH PREM	283.25
	RIVERA, VINCENT J \$	283.25
ACH	DOAN, KHANH V Reim Monthly Health Prem HEALTH PREM	754.64
	DOAN, KHANH V \$	754.64
ACH	ARGUELLES, ALEX Reim Monthly Health Prem HEALTH PREM	830.03
	ARGUELLES, ALEX \$	830.03
ACH	PROCTOR, CRAIG Reim Monthly Health Prem HEALTH PREM	603.64
	PROCTOR, CRAIG \$	603.64
ACH	STONE, VICTORIA L Reim Monthly Health Prem HEALTH PREM	226.32
	STONE, VICTORIA L \$	226.32
ACH	KREIMEYER, CARL L Reim Monthly Health Prem HEALTH PREM	377.32
	KREIMEYER, CARL L \$	377.32
ACH	CHAVEZ, NESTOR Reim Monthly Health Prem HEALTH PREM	377.32
	CHAVEZ, NESTOR \$	377.32

Check	Payee / Description	Amount
ACH	CUNNINGHAM, RICHARD A Reim Monthly Health Prem	HEALTH PREM 141.63
	CUNNINGHAM, RICHARD A	\$ 141.63
ACH	MCCHRISTY, KAREN Reim Monthly Health Prem	HEALTH PREM 141.63
	MCCHRISTY, KAREN	\$ 141.63
ACH	ROSALES, TIMOTEO P Reim Monthly Health Prem	HEALTH PREM 754.64
	ROSALES, TIMOTEO P	\$ 754.64
ACH	PELLY, GARY Reim Monthly Health Prem	HEALTH PREM 137.02
	PELLY, GARY	\$ 137.02
ACH	ROBISON, JOHN Reim Monthly Health Prem	HEALTH PREM 151.00
	ROBISON, JOHN	\$ 151.00
ACH	DELZER, HARLAN D Reim Monthly Health Prem	HEALTH PREM 283.25
	DELZER, HARLAN D	\$ 283.25
ACH	OAKDEN, SCOTT A Reim Monthly Health Prem	HEALTH PREM 603.64
	OAKDEN, SCOTT A	\$ 603.64
ACH	HEIN, DAVID J Reim Monthly Health Prem	HEALTH PREM 367.95
	HEIN, DAVID J	\$ 367.95
ACH	VALENCIA, CHRISTINA Reim Monthly Health Prem	HEALTH PREM 226.32
	VALENCIA, CHRISTINA	\$ 226.32
ACH	FRESQUEZ, ADRIAN Reim Monthly Health Prem	HEALTH PREM 377.32
	FRESQUEZ, ADRIAN	\$ 377.32
ACH	SARMIENTO, JESSICA Reim Monthly Health Prem	HEALTH PREM 226.32
	SARMIENTO, JESSICA	\$ 226.32
ACH	VANBREUKELEN, ALBERT Reim Monthly Health Prem	HEALTH PREM 151.00
	VANBREUKELEN, ALBERT	\$ 151.00

Check	Payee / Description	Amount
ACH	O'BRIEN, MICHELLE Reim Monthly Health Prem	HEALTH PREM 227.11
	O'BRIEN, MICHELLE	\$ 227.11
ACH	AVILA, GLORIA Reim Monthly Health Prem	HEALTH PREM 226.32
	AVILA, GLORIA	\$ 226.32
ACH	HOBBS, GARY B Reim Monthly Health Prem	HEALTH PREM 132.25
	HOBBS, GARY B	\$ 132.25
ACH	MALKANI, SURESH Reim Monthly Health Prem	HEALTH PREM 377.32
	MALKANI, SURESH	\$ 377.32
ACH	JONES, ALLAN D Reim Monthly Health Prem	HEALTH PREM 226.32
	JONES, ALLAN D	\$ 226.32
ACH	NORIEGA, MANUAL Reim Monthly Health Prem	HEALTH PREM 226.32
	NORIEGA, MANUAL	\$ 226.32
ACH	KLING, WANDA Reim Monthly Health Prem	HEALTH PREM 377.32
	KLING, WANDA	\$ 377.32
ACH	AQUA BEN CORPORATION DAFT-9,200 Gals Hydrofloc 748E	45145 14,472.98
	RP1-13,800 Lbs Hydrofloc 750A	45146 22,750.34
	AQUA BEN CORPORATION	\$ 37,223.32
ACH	FISHER SCIENTIFIC Strontium Standard	8050581 92.60
	Dichloroisocyanuric Acid	7345314 29.92
	Glass Fiber Filters	8209340 1,281.43
	FISHER SCIENTIFIC	\$ 1,403.95
ACH	HOME DEPOT CREDIT SERVICES M18 FUEL 18V LITHIUM ION BRUSHLE	1645802 2,083.89
	M18 FUEL GEN2 18V LITHIUM ION M	1757004 1,957.80
	HOME DEPOT CREDIT SERVICES	\$ 4,041.69
ACH	NAPA GENUINE PARTS COMPANY 2YR WTY BATTERY	381792 200.57
	NAPA GENUINE PARTS COMPANY	\$ 200.57

Check Payee / Description	Amount
---------------------------	--------

ACH	UNIVAR SOLUTIONS USA INC		
	TP1-12,155 Lbs Sodium Bisulfite	50753913	8,270.76
	TP1-12,175 Lbs Sodium Bisulfite	50711297	8,284.37
	PradoLS-12,710 Lbs Sodium Bisulfite	50718173	8,648.41
	RP5-12,080 Lbs Sodium Bisulfite	50730378	8,219.73
	CCWRP-12,050 Lbs Sodium Bisulfite	50730381	8,199.32
	TP1-12,640 Lbs Sodium Bisulfite	50709704	8,600.78
	TP1-12,975 Lbs Sodium Bisulfite	50714787	8,828.72
			- - - - -
	UNIVAR SOLUTIONS USA INC	\$	59,052.09

ACH	AIRGAS USA LLC		
	RP2-11/30 Cylinder Rental	9993361396	20.40
	RP1-Confined Holders	9130602888	378.59
	CCWRP-128 Lbs Forklift Propane	9131612564	155.59
	RP2-10/31 Cylinder Rental	9992647409	21.08
	CCWRP-10/22 Cylinder Rental	9992633337	21.08
	HQA-10/30 Cylinder Rental	9992633335	2.55
	CCWRP-9/30 Cylinder Rental	9991934239	20.40
	RCA 9/22 Cyl Rentals	9991934242	35.70
	RCA 10/22 Cyl Rentals	9992647410	36.89
	CCWRP-11/22 Cylinder Rentals	9993361395	20.40
	HQA-11/30 Cylinder Rental	9993361393	5.10
	RP2-9/30 Cylinder Rental	9991934240	20.40
			- - - - -
	AIRGAS USA LLC	\$	738.18

ACH	THATCHER COMPANY OF CALIFORNIA		
	TP1-45,040 Lbs Aluminum Sulfate	2022250107518	4,945.39
	TP1-45,480 Lbs Aluminum Sulfate	2022250107653	4,993.70
	Credit f/Inv 2022250107467	2022250107483	4,973.94-
	TP1-22,115.46 Aluminum Sulfate	2022250107484	4,975.98
	TP1-45,400 Lbs Aluminum Sulfate	2022250107485	4,984.92
	TP1-45,420 Lbs Aluminum Sulfate	2022250107486	4,987.12
	RP4-45,200 Lbs Aluminum Sulfate	2022250107487	4,962.96
	TP1-45,300 Lbs Aluminum Sulfate	2022250107467	4,973.94
	CCWRP-45,180 Lbs Aluminum Sulfate	2022250107655	4,960.76
			- - - - -
	THATCHER COMPANY OF CALIFORNIA	\$	34,810.83

ACH	ROBERT HALF MANAGEMENT RESOURC		
	Bassinger,M-WE 12/09/22	61215865	3,598.00
	Mahdian,M-WE 12/09/22	61216130	2,760.00
	Chen,R-WE 12/09/22	61241815	2,241.00
	Samore,J-WE 12/23/22	61318304	4,603.75
			- - - - -
	ROBERT HALF MANAGEMENT RESOURC	\$	13,202.75

ACH	CS-AMSCO		
	Check Valves	17948	991.85
	Spares Kit,Drive Sleeve Bolts	18117	712.33
			- - - - -
	CS-AMSCO	\$	1,704.18

ACH	STANTEC CONSULTING INC		
	EN21042-10/1-11/4 Prof Svcs	2008441	1,966.00
			- - - - -
	STANTEC CONSULTING INC	\$	1,966.00

Check	Payee / Description	Amount
-------	---------------------	--------

ACH	U S BANK *4246044555646425 12/22	5564-6425 12/ 149,304.39
	U S BANK	\$ 149,304.39

ACH	OLIN CORP		
	TP1-4,824 Gals Sodium Hypochlorite	900216857	8,002.79
	RP4-4,790 Gals Sodium Hypochlorite	900215374	8,425.39
	RP5-4,956 Gals Sodium Hypochlorite	900212803	8,221.77
	TP1-4,846 Gals Sodium Hypochlorite	900214376	8,039.29
	TP1-4,908 Gals Sodium Hypochlorite	900210102	8,142.15
	RP5-4,828 Gals Sodium Hypochlorite	900211290	8,009.43
	TP1-4,820 Gals Sodium Hypochlorite	900212804	7,996.16
	CCWRP-4,758 Gals Sodium Hypochlorite	900212805	8,369.10
	CCWRP-3,016 Gals Sodium Hypochlorite	900211291	5,305.00
	TP1-4,918 Gals Sodium Hypochlorite	900211499	8,158.73
	RP4-4,908 Gals Sodium Hypochlorite	900209815	8,142.15
	TP1-4,864 Gals Sodium Hypochlorite	900209410	8,069.15
	CCWRP-4,974 Gals Sodium Hypochlorite	900209411	8,251.63
	TP1-4,860 Gals Sodium Hypochlorite	900208121	8,062.51
	RP4-4,504 Gals Sodium Hypochlorite	900212084	7,922.32
	TP1-4,828 Gals Sodium Hypochlorite	900212083	8,009.43
	TP1-4,930 Gals Sodium Hypochlorite	900215637	8,178.64
	RP5-4,882 Gals Sodium Hypochlorite	900209409	8,099.01
	RP5-4,930 Gals Sodium Hypochlorite	900216659	8,178.64
	RP5-4,944 Gals Sodium Hypochlorite	900215134	8,201.86
	RP4-4,892 Gals Sodium Hypochlorite	900213207	8,115.60
	TP1-4,948 Gals Sodium Hypochlorite	900214165	8,208.50
	CCWRP-2,990 Sodium Hypochlorite	900214043	5,558.27
	RP5-4,950 Gals Sodium Hypochlorite	900214042	8,211.82
	RP1-1,694.657 Gals Sodium Hypochlorite	900213774	3,150.29
	CCWRP-3,030 Gals Sodium Hypochlorite	900215136	5,329.63
	CCWRP-3,042 Gals Sodium Hypochlorite	900216660	5,350.73
	TP1-4,816 Gals Sodium Hypochlorite	900215135	7,989.52
	TP1-4,890 Gals Sodium Hypochlorite	900217032	8,112.28
	TP1-4,904 Gals Sodium Hypochlorite	900216178	8,135.51
	RP5-4,810 Gals Sodium Hypochlorite	900207813	7,979.57
	TP1-4,948 Gals Sodium Hypochlorite	900213581	8,208.50
	TP1-4,868 Gals Sodium Hypochlorite	900208337	8,075.78
	CCWRP-3,048 Gals Sodium Hypochlorite	900207814	5,361.29
	TP1-4,918 Gals Sodium Hypochlorite	900210812	8,158.73
	OLIN CORP	\$	265,731.17

ACH	BIOTAGE LLC Cap Adapters,Atlantic Fast Flow Pre-Filt 169040		566.37
	BIOTAGE LLC	\$	566.37

ACH	GHD INC EN23002-11/22 Prof Svcs	380-0023371	16,855.76
	GHD INC	\$	16,855.76

ACH	CALIFORNIA WATER TECHNOLOGIES		
	RP1-17,396.40 Lbs Ferric Chloride	42971	8,309.61
	Phills-18,084.04 Lbs Ferric Chloride Sol	42949	8,638.06
	RP1-17,648.34 Ferric Chloride	42995	8,429.94

Check	Payee / Description	Amount
	RP2-17,943.84 Lbs Ferric Chloride 43022	8,571.10
	RP1-18,886.40 Lbs Ferric Chloride 42920	9,011.78
	Phills-17,312.40 Lbs Ferric Chloride 43052	8,269.49
	Phills-18,866.40 Lbs Ferric Chloride Sol 42987	9,011.78
	RP2-18,232.56 Lbs Ferric Chloride 42954	8,709.00
	Phills-17,330.56 Lbs Ferric Chloride Sol 43000	8,278.15
	RP1-18,363.84 Lbs Ferric Chloride 42948	8,771.71
		- - - - -
	CALIFORNIA WATER TECHNOLOGIES \$	86,000.62
ACH	10-8 RETROFIT INC	
	Grill Lights,Lightbar,Side Fender,Tailga 18951	5,518.63
		- - - - -
	10-8 RETROFIT INC \$	5,518.63
ACH	SHAW HR CONSULTING INC	
	Professional Services 11/22 006384	295.00
		- - - - -
	SHAW HR CONSULTING INC \$	295.00
ACH	STAPLES CONTRACT & COMMERCIAL	
	Easels,Sharpies 3521089134	142.20
	Label Printer 3523016357	120.29
	Copy Paper 3523506238	89.65
	Binders,Notebooks,Erasers,Sharpies,Post- 3521783357	373.20
	Tape 3521783359	38.94
		- - - - -
	STAPLES CONTRACT & COMMERCIAL \$	764.28
ACH	ECONOMIC ALTERNATIVES INC	
	12/22 Monthly Water Treatment Svcs 98053	883.33
	RP1-10/22 Monthly Water Treatment Svc 97178	883.33
		- - - - -
	ECONOMIC ALTERNATIVES INC \$	1,766.66
ACH	SO CALIF EDISON	
	RP4/TP4/RCA-11/4-12/6 12811 6th St 8000036690 11	232,529.68
	VctrBsn-11/18-12/18 13650 Victoria St 8004604345 12	90.70
	930RsvrPrjct-11/22-12/21 2950 Galloping 8001775817 12	170.18
	SnSvnRW-11/23-12/22 6000 Cherry Ave 8000141055 12	44.58
	MWDCB11-11/18-12/18 10498 Banyan St 8013383903 12	31.19
		- - - - -
	SO CALIF EDISON \$	232,866.33
ACH	INLAND EMPIRE UNITED WAY	
	P/R 26 12/30/22 Employee Ded HR 0110500	16.00
		- - - - -
	INLAND EMPIRE UNITED WAY \$	16.00
ACH	EMPOWER RETIREMENT	
	P/R 24 12/2/22 Deferred Comp HR 0110100	105,389.59
		- - - - -
	EMPOWER RETIREMENT \$	105,389.59
ACH	EMPOWER RETIREMENT	
	P/R 25 12/16/22 Deferred Comp HR 0110400	85,607.19
		- - - - -
	EMPOWER RETIREMENT \$	85,607.19

Report: ZFIR TREASURER	Inland Empire Utilities Agency	Page 52
For 12/01/2022 ~ 12/31/2022	Treasurer Report	Date 01/27/2023

Check	Payee / Description	Amount
-------	---------------------	--------

ACH	EMPOWER RETIREMENT				97,085.17
	P/R 26 12/30/22 Deferred Comp	HR	0110500		97,085.17
				-	-
	EMPOWER RETIREMENT		\$		97,085.17

Grand Total Payment Amount: \$ 14,556,931.41

Attachment 2D

Vendor Wires
(excludes Payroll)

Check	Payee / Description	Amount
-------	---------------------	--------

Wire	STATE DISBURSEMENT UNIT	
	P/R 24 12/2/22 ADJ	120222 ADJ 607.50-
	P/R 24 12/2/22	HR 0110100 2,844.68
		- - - - -
	STATE DISBURSEMENT UNIT	\$ 2,237.18

Wire	EMPLOYMENT DEVELOPMENT DEPARTM	
	P/R 124 Sick Buy Back 12/2/22 Taxes	HR 0109500 563.78
	P/R 24 12/2/22 Taxes	HR 0110100 15,096.59
	P/R 124 Sick Buy Back 12/2/22 Taxes	HR 0109500 5,291.98
	P/R 24 12/2/22 Taxes	HR 0110100 96,795.52
		- - - - -
	EMPLOYMENT DEVELOPMENT DEPARTM\$	117,747.87

Wire	INTERNAL REVENUE SERVICE	
	P/R 124 Sick Buy Back 12/2/22 Taxes	HR 0109500 23,139.41
	P/R 24 12/2/22 Taxes	HR 0110100 448,742.96
		- - - - -
	INTERNAL REVENUE SERVICE	\$ 471,882.37

Wire	PUBLIC EMPLOYEES RETIREMENT SY	
	P/R 24 12/2/22 PERS Adj	P/R 24 12/2 A 1,184.02-
	P/R 24 12/2/22 PERS	HR 0110100 215,169.49
		- - - - -
	PUBLIC EMPLOYEES RETIREMENT SY\$	213,985.47

Wire	EMPLOYMENT DEVELOPMENT DEPARTM	
	P/R DIR 12 12/9/22 Taxes	HR 0110200 378.58
		- - - - -
	EMPLOYMENT DEVELOPMENT DEPARTM\$	378.58

Wire	INTERNAL REVENUE SERVICE	
	P/R DIR 12 12/9/22 Taxes	HR 0110200 2,356.34
		- - - - -
	INTERNAL REVENUE SERVICE	\$ 2,356.34

Wire	STATE DISBURSEMENT UNIT	
	P/R 25 12/16/22	HR 0110400 2,237.18
		- - - - -
	STATE DISBURSEMENT UNIT	\$ 2,237.18

Wire	EMPLOYMENT DEVELOPMENT DEPARTM	
	P/R 125 CIP,SS,PS,WS 12/16/22 Taxes	HR 0110300 11,664.62
	P/R 125 CIP,SS,PS,WS 12/16/22 Taxes	HR 0110300 2,582.80
	P/R 25 12/16/22 Taxes	HR 0110400 13,556.35
	P/R 25 12/16/22 Taxes	HR 0110400 104,089.08
		- - - - -
	EMPLOYMENT DEVELOPMENT DEPARTM\$	131,892.85

Wire	INTERNAL REVENUE SERVICE	
	P/R 125 CIP,SS,PS,WS 12/16/22 Taxes	HR 0110300 79,688.79
	P/R 25 12/16/22 Taxes	HR 0110400 437,728.64
		- - - - -
	INTERNAL REVENUE SERVICE	\$ 517,417.43

Wire	PUBLIC EMPLOYEES RETIREMENT SY	
	P/R 25 12/16/22 PERS	HR 0110400 216,126.12
	P/R 25 12/16/22 PERS Adj	P/R 25 12/16 454.09

Check	Payee / Description		Amount
	PUBLIC EMPLOYEES RETIREMENT SY\$	- - - - -	216,580.21
Wire	STATE DISBURSEMENT UNIT		
	P/R 26 12/30/22	HR 0110500	2,237.18
	STATE DISBURSEMENT UNIT	\$	2,237.18
Wire	PUBLIC EMPLOYEES' RETIREMENT S		
	12/22 Health Ins-Board	17001023 12/2	5,718.15
	12/22 Health Ins-Retirees, Employees	17001020 12/2	310,910.19
	PUBLIC EMPLOYEES' RETIREMENT S\$	- - - - -	316,628.34
Wire	STATE BOARD OF EQUALIZATION		
	11/22 Sales Tax Deposit	23784561 11/2	19,389.00
	STATE BOARD OF EQUALIZATION	\$	19,389.00
Wire	METROPOLITAN WATER DISTRICT		
	October 2022 Water Purchase	10933	6,151,128.32
	METROPOLITAN WATER DISTRICT	\$	6,151,128.32

Grand Total Payment Amount: \$ 8,166,098.32

Attachment 2E

Payroll-Net Pay-Directors

INLAND EMPIRE UTILITIES AGENCY

Ratification of Board of Directors

Payroll for December 9 ,2022

Presented at Board Meeting on February 15, 2023

DIRECTOR NAME	GROSS PAYROLL	NET PAYROLL
Jasmin Hall	\$3,368.71	\$2,103.63
Marco A. Tule	\$1,952.30	\$942.50
Michael Camacho	\$4,652.76	\$1,695.10
Steven J. Elie	\$3,497.79	\$1,074.30
Paul Hofer	\$0.00	\$0.00
TOTALS	\$13,471.56	\$5,815.53

	Count	Amount
TOTAL EFTS PROCESSED	4	\$5,815.53
TOTAL CHECKS PROCESSED	0	\$0.00
CHECK NUMBERS USED	N/A	


DIRECTOR PAYSHEET
IEUA/MWD
SAWPA (alternate)
1 of 2

MICHAEL CAMACHO
 EMPLOYEE NO.: 1140
 ACCOUNT NO.: 10200-120100-100000-501010

NOVEMBER 2022

DATE	TYPE OF MEETING	ATTENDANCE	TOTAL COMPENSATION
11/1/2022	IEUA - Dinner Meeting w/Director Curatalo, CVWD GM John Bosler, & GM Deshmukh	Yes	\$260.00
11/2/2022	IEUA – IEUA Board Workshop/Meeting via MS Teams	Yes	\$260.00
11/3/2022	IEUA-Southern Coalition/Inland Caucus Mtg Conference Call	Yes	\$260.00
11/7/2022	MWD - Committee Meetings via Zoom	Yes	\$260.00
11/8/2022	MWD - Committee Meetings and Board Meeting In-person	Yes	\$260.00
11/9/2022	IEUA – IEUA Community & Legislative Affairs Committee Meeting & IEUA Engineering, Operations, & Water Resources Committee Meeting via MS Teams	Yes	\$260.00
11/14/2022	MWD - Meeting w/Peter Whittingham and Frank Ury, Santa Margarita Water District	Yes	\$260.00
11/15/2022	MWD - Meeting w/Kelli Shope, MWD re phone	Yes	\$260.00
11/16/2022	IEUA – IEUA Board Meeting In-Person	Yes	\$260.00
11/16/2022	IEUA - Special Joint IEUA Board-Policy Committee Workshop In-person	Yes (same day)	\$0.00
11/22/2022	IEUA - Meeting w/CVWD GM Bosler, Upland PW Director Braden Yu and Shivaji	Yes	\$260.00
11/29/2022	IEUA- ACWA Fall Conference	Yes (10 mtg max)	\$0.00
11/30/2022	IEUA- ACWA Fall Conference	Yes (10 mtg max)	\$0.00

Director's Signature



Michael Camacho, Vice President



Approved by: Shivaji Deshmukh

DIRECTOR PAYSHEET
IEUA/MWD
SAWPA (alternate)
2 of 2

TOTAL REIMBURSEMENT	\$2,600.00
TOTAL MEETINGS ATTENDED	13
TOTAL MEETINGS PAID	10

NOTE:

IEUA/MWD/IERCA

Up to 10 days of service per month per Ordinance No. 107, including MWD meetings at \$260.00 (eff. 07/01/19). IEUA pays both primary and alternate for attendance.

SAWPA

Up to 10 days of service per month per Ordinance No. 107 (i.e., \$20.00 – difference between SAWPA (\$240.00 (eff. 2/2022) and Agency meetings \$260.00 (eff. 7/01/19), including MWD meetings. SAWPA pays both primary and alternate for attendance, including mileage.

DIRECTOR PAYSHEET
IEUA/CBWM/CBWB
CDA/Regional Policy Cte (alternate)
1 of 2

STEVEN J. ELIE
 EMPLOYEE NO.: 1175
 ACCOUNT NO.: 10200-120100-100000-501010

NOVEMBER 2022

DATE	TYPE OF MEETING	ATTENDANCE	TOTAL COMPENSATION
11/1/2022	IEUA - WNA Leadership Council Monthly Call	Yes	\$260.00
11/2/2022	IEUA-IEUA Board Workshop via MS Teams	Yes	\$260.00
11/3/2022	IEUA - Regional Sewerage Program Policy Committee Meeting via MS Teams	Yes	\$260.00
11/9/2022	IEUA- IEUA Community & Legislative Affairs Committee Meeting via MS Teams	Yes	\$260.00
11/9/2022	IEUA- NWRI Board of Directors Meeting via Zoom	Yes (same day)	\$0.00
11/10/2022	IEUA- Meeting with Nichole Morgan, SWRCB Member	Yes	\$260.00
11/10/2022	IEUA - Update on WSIP Project (Chino Basin) with Inland Empire Utilities Agency and CNRA	Yes (same day)	\$0.00
11/11/2022	IEUA- Chino Hills Veterans Day Salute to Service	Yes	\$260.00
11/16/2022	IEUA – IEUA Veteran's Recognition Event	Yes (same day)	\$0.00
11/16/2022	IEUA – IEUA Board Meeting In-Person	Yes	\$260.00
11/16/2022	IEUA – Special Joint Board-Policy Committee Workshop In-Person	Yes (same day)	\$0.00
11/17/2022	CBWM - Chino Basin WaterMaster Meeting	Yes (decline payment)	\$0.00

TOTAL REIMBURSEMENT \$1,820.00

TOTAL MEETINGS ATTENDED 12

TOTAL MEETINGS PAID 7

Director's Signature





DIRECTOR PAYSHEET
IEUA/CBWM/CBWB
CDA/Regional Policy Cte (alternate)
2 of 2

Steven J. Elie, President

Approved by: Shivaji Deshmukh

NOTE:

IEUA

Up to 10 days of service per month per Ordinance No. 107, including MWD meetings at \$260.00 (eff. 07/01/19). IEUA pays both primary and alternate for attendance.

CBWM

Up to 10 days of service per month per Ordinance No. 107, including MWD meetings at \$260.00 (eff. 7/01/19). IEUA pays both primary and alternate for attendance. (i.e., \$135.00 - difference between Watermaster \$125.00 and Agency meetings \$260.00 (eff. 7/01/19). Chino Basin Watermaster does not compensate an alternate Director unless the alternate Director is attending on behalf of an absent primary Director. In accordance to Ordinance No. 98, Section 1, (i) Attendance at any meeting provided for under Sections 1.b,c,e, and f, shall also include payment to both the primary representative and the alternate representative to said body if they both attend said meeting. Record full amount on timesheet for attendance by alternates.

CDA

Up to 10 days of service per month per Ordinance No. 107, (i.e., \$120.00 - difference between CDA (\$150 and Agency meetings \$260.00 (eff. 7/01/19), including MWD meetings. CDA pays directly to IEUA. Record full amount on timesheet. CDA pays both primary and alternate for attendance.

CBWB

Up to 10 days of service per month per Ordinance No. 107 (i.e., \$160.00 - difference between CBWB (\$100.00 and Agency meetings \$260.00 (eff. 7/01/19)), including MWD meetings. CBWB pays directly to IEUA. Record full amount on timesheet.

Regional Policy Committee

Up to 10 days of service per month per Ordinance No. 107, including MWD meetings at \$260.00 (eff. 07/01/19.) IEUA pays Regional Policy Committee members (total amount of \$260.00, should reflect on timesheet).

****Decline IEUA portion of CBWM***

IEUA DIRECTOR PAYSHEET
IEUA\IERCA
CBWB (alternate)
1 of 2

JASMIN A. HALL
 EMPLOYEE NO.: 1256
 ACCOUNT NO.: 10200-120100-100000-501010

NOVEMBER 2022

DATE	TYPE OF MEETING	ATTENDANCE	TOTAL COMPENSATION
11/1/2022	IEUA - CASA Communications Workgroup Meeting via Zoom	Yes	\$260.00
11/1/2022	IEUA - Meeting with Fontana Unified School District re Career Technical Education Program via MS Teams	Yes (same day)	\$0.00
11/1/2022	IEUA - Check-in Meeting w/GM Deshmukh via MS Teams	Yes (staff)	\$0.00
11/2/2022	IEUA - IEUA Board Workshp/Meeting via MS Teams	Yes	\$260.00
11/4/2022	IEUA - Fontana Unified School District's Employer Orientation via Zoom	Yes	\$260.00
11/4/2022	IEUA - CAAWEF Fall Board Meeting via Zoom	Yes (same day)	\$0.00
11/5/2022	IERCA - IERCA Board Meeting via MS Teams	Yes	\$260.00
11/9/2022	IEUA - CASA 2023 Annual Business Plan Discussion via Zoom	Yes	\$260.00
11/10/2022	IEUA - BAYWORK Training Buffet – Plastics, the Material of 1,000 Uses Webinar	Yes	\$260.00
11/10/2022	IEUA - Path to Power Webinar with Gloria Gray via Zoom	Yes (same day)	\$0.00
11/10/2022	IEUA - Aspire. Diversify. Empower. Lead – Creating Career Pathways with Valley Water's Next Gen Workforce Development Program	Yes (same day)	\$0.00
11/14/2022	IEUA - Meeting w/California Natural Resources Agency re Youth Water (Youth H2O) Baltimore program	Yes	\$260.00
11/15/2022	IEUA - CASA Air Quality , Climate Change, & Energy (ACE) Workgroup Meeting via Zoom	Yes	\$260.00

IEUA DIRECTOR PAYSHEET**IEUA\IERCA****CBWB (alternate)****2 of 2**

11/15/2022	IEUA - Check-in Meeting w/GM Deshmukh via MS Teams	Yes (staff)	\$0.00
11/16/2022	IEUA - IEUA Board Meeting In-person	Yes	\$260.00
11/16/2022	IEUA - Special Joint IEUA Board-Policy Committee Workshop In-person	Yes (same day)	\$0.00
11/17/2022	IEUA - IEWorks Board Meeting via Zoom	Yes	\$260.00
11/29/2022	IEUA - ACWA Fall Conference	Yes (10 mtg max)	\$0.00
11/30/2022	IEUA - CASA Board of Directors Meeting via Zoom	Yes (10 mtg max)	\$0.00
11/30/2022	IEUA - ACWA Fall Conference	Yes (same day)	\$0.00

TOTAL REIMBURSEMENT \$2,600.00**TOTAL MEETINGS ATTENDED** 20**TOTAL MEETINGS PAID** 10

Director's Signature



Jasmin A. Hall, Director



Approved by: Shivaji Deshmukh, General Manager

NOTE:**IEUA\IERCA**

Up to 10 days of service per month per Ordinance No. 107, including MWD meetings at \$260.00 (eff. 07/01/19).

IEUA pays both primary and alternate for attendance.

CBWB

Up to 10 days of service per month per Ordinance No. 107 (i.e., \$160.00 - difference between CBWB (\$100.00 and Agency meetings \$260.00 (eff. 7/01/19)), including MWD meetings. CBWB pays directly to IEUA. Record full amount on timesheet.

DIRECTOR PAYSHEET
IEUA/IERCA
1 of 1

PAUL HOFER
EMPLOYEE NO.: 1349
ACCOUNT NO.: 10200-120100-100000-501010

NOVEMBER 2022

DATE	TYPE OF MEETING	ATTENDANCE	TOTAL COMPENSATION
11/2/2022	IEUA - IEUA Board Workshop/Meeting via MS Teams	Yes	\$0.00
11/8/2022	IEUA - Meeting w/GM Deshmukh	Yes	\$0.00
11/9/2022	IEUA - IEUA Finance & Administration Committee Meeting via MS Teams	Yes	\$0.00
11/16/2022	IEUA - IEUA Board Meeting and Special Joint Board and Policy Committee Workshop In-Person	Yes	\$0.00

TOTAL REIMBURSEMENT \$0.00
TOTAL MEETINGS ATTENDED 4
TOTAL MEETINGS PAID 0

NOTE:

IEUA/IERCA

Up to 10 days of service per month per Ordinance No. 107, including MWD meetings at \$260.00 (eff. 07/01/19). IEUA pays both primary and alternate for attendance.

Director Hofer has waived all stipend payments.

Director's Signature



Paul Hofer, Director



Approved by:

DIRECTOR PAYSHEET
IEUA/CDA/SAWPA/Regional Policy Cte
IERCA/CBWM (alternate)
1 of 2

MARCO TULE
EMPLOYEE NO.: 1520
ACCOUNT NO.: 10200-120100-100000-501010

NOVEMBER 2022

DATE	TYPE OF MEETING	ATTENDANCE	TOTAL COMPENSATION
11/1/2022	SAWPA - SAWPA P24 (Inland Empire Brine Line) Committee Meeting via Zoom	Yes	\$260.00
11/9/2022	IEUA - IEUA Engineering, Operations & Water Resources Committee Meeting and Finance & Administration Committee Meeting via MS Teams	Yes	\$260.00
11/15/2022	IEUA - Monthly Meeting w/City of Ontario CM Porada, GM Burton, and Shivaji via Zoom	Yes	\$260.00
11/16/2022	IEUA - IEUA Board Meeting In-person	Yes	\$260.00
11/16/2022	IEUA - Special Joint Board-Policy Committee Meeting In-person	Yes (same day)	\$0.00

TOTAL REIMBURSEMENT \$1,040.00

TOTAL MEETINGS ATTENDED 5

TOTAL MEETINGS PAID 4

Director's Signature



Marco Tule, Director



Approved by:
Shivaji Deshmukh, General Manager

DIRECTOR PAYSHEET
IEUA/CDA/SAWPA/Regional Policy Cte
IERCA/CBWM (alternate)
2 of 2

NOTE:

IEUA/IERCA

Up to 10 days of service per month per Ordinance No. 107, including MWD meetings at \$260.00 (eff. 07/01/19). IEUA pays both primary and alternate for attendance.

Regional Policy Committee

Up to 10 days of service per month per Ordinance No. 107, including MWD meetings at \$260.00 (eff. 07/01/19.)
IEUA pays Regional Policy Committee members (total amount of \$260.00, should reflect on timesheet).

CDA

Up to 10 days of service per month per Ordinance No. 107, (i.e., \$120.00 - difference between CDA (\$150 and Agency meetings \$260.00 (eff. 7/01/19), including MWD meetings. CDA pays directly to IEUA. Record full amount on timesheet. CDA pays both primary and alternate for attendance

SAWPA

Up to 10 days of service per month per Ordinance No. 107 (i.e., \$20.00 – difference between SAWPA (\$240.00 (eff. 2/2022) and Agency meetings \$260.00 (eff. 7/01/19), including MWD meetings. SAWPA pays both primary and alternate for attendance, including mileage.

CBWM

Up to 10 days of service per month per Ordinance No. 107, including MWD meetings at \$260.00 (eff. 7/01/19). IEUA pays both primary and alternate for attendance. (i.e., \$135.00 - difference between Watermaster \$125.00 and Agency meetings \$260.00 (eff. 7/01/19). Chino Basin Watermaster does not compensate an alternate Director unless the alternate Director is attending on behalf of an absent primary Director. In accordance to Ordinance No. 107, Section 1, (i) Attendance at any meeting provided for under Sections 1.b,c,e, and f, shall also include payment to both the primary representative and the alternate representative to said body if they both attend said meeting. Record full amount on timesheet for attendance by alternates.

Attachment 2F

Payroll-Net Pay-Employees

Non-Board Members	PP 24 Checks	PP 24 EFTs	PP 25 Checks	PP 25 EFTs	PP 26 Checks	PP EFTs	December
NET PAY TO EE	\$0.00	\$1,151,676.56	\$0.00	\$1,316,148.72	\$0.00	\$970,700.58	\$3,438,525.86

INLAND EMPIRE UTILITIES AGENCY

Payroll for December 2, 2022

Presented at Board Meeting on February 15, 2023

GROSS PAYROLL COSTS			\$1,987,745.06
DEDUCTIONS			(\$836,068.50)
NET PAYROLL			1,151,676.56
NET PAYROLL BREAKDOWN	CHECKS	EFT	TOTAL
CHECKS USED			
TRANSACTION PROCESSED	0	426	426
AMOUNT	\$0.00	\$1,151,676.56	<u>\$1,151,676.56</u>

INLAND EMPIRE UTILITIES AGENCY

Payroll for December 16, 2022

Presented at Board Meeting on February 15, 2023

GROSS PAYROLL COSTS			\$2,187,664.82
DEDUCTIONS			(\$871,516.10)
NET PAYROLL			1,316,148.72
NET PAYROLL BREAKDOWN	CHECKS	EFT	TOTAL
CHECKS USED			
TRANSACTION PROCESSED	0	524	524
AMOUNT	\$0.00	\$1,316,148.72	<u>\$1,316,148.72</u>

INLAND EMPIRE UTILITIES AGENCY

Payroll for December 30, 2022

Presented at Board Meeting on February 15, 2023

GROSS PAYROLL COSTS			\$1,503,020.17
DEDUCTIONS			(\$532,319.59)
NET PAYROLL			970,700.58
NET PAYROLL BREAKDOWN	CHECKS	EFT	TOTAL
CHECKS USED	1		
TRANSACTION PROCESSED		403	403
AMOUNT	\$0.00	\$970,700.58	<u>\$970,700.58</u>



Report on General Disbursements

Deborah Berry
Controller
February 2023

Staff's Recommendation



- Approve the total disbursements for the month of December 2022 in the amount of \$26,961,777.56.

The Report on General Disbursements is consistent with ***IEUA's Business Goal under Fiscal Responsibility***, specifically safeguarding the Agency's fiscal health to effectively support short-term and long-term needs, while providing the best value for our customers.

**CONSENT
CALENDAR
ITEM**

1C

Date: February 15, 2023

To: The Honorable Board of Directors

From: Shivaji Deshmukh, General Manager

Committee: Engineering, Operations & Water Resources

02/08/23

Staff Contact: Christiana Daisy, Deputy General Manager

Subject: RP-1 DeviceNet Replacement Design Consultant Contract Award

Executive Summary:

Through the Supervisory Control and Data Acquisition (SCADA) Enterprise System Project and consistent with the Inland Empire Utilities Agency (IEUA) SCADA Master Plan, the control systems at each IEUA treatment plant have been migrated to the standardized software platform, Rockwell PlantPAx, except at the Regional Recycling Plant No.1 (RP-1) in which DeviceNet is the communication protocol that is currently used. The RP-1 SCADA Migration construction phase will start in Spring 2023, and new technology installed as part of this project will not support DeviceNet. Additionally, DeviceNet is being discontinued by Rockwell, and better protocols, such as Ethernet, are available. The purpose of this project is to develop a design to replace all devices that are using DeviceNet throughout RP-1. These devices include VFD drives, DeviceNet starter auxiliaries, and Electronic Overload Relays located in Motor Control Centers.

On October 12, 2022, IEUA issued a request for proposals to design consultants listed on PlanetBids. On November 30, 2022, IEUA received two proposals. The IEUA evaluation panel determined that the most qualified consultant was Eramosa International Inc., with a design fee of \$465,918.

Staff's Recommendation:

1. Award a design consultant contract for the RP-1 DeviceNet Replacement, Project No. EN23000, to Eramosa International Inc., for the not-to-exceed amount of \$465,918; and
2. Authorize the General Manager to execute the contract, subject to non-substantive changes.

Budget Impact *Budgeted (Y/N):* Y *Amendment (Y/N):* N *Amount for Requested Approval:*

Account/Project Name:

EN23000/RP-1 DeviceNet Replacement

Fiscal Impact (explain if not budgeted):

None.

Prior Board Action:

None.

Environmental Determination:

Not Applicable

Business Goal:

The RP-1 DeviceNet Replacement Project is consistent with IEUA's Business Goal of Wastewater Management, specifically the Asset Management objective that IEUA will ensure that systems are well maintained, upgraded to meet evolving requirements, sustainability managed, and can accommodate changes in regional water use to protect public health, the environment, and meet anticipated regulatory requirements.

Attachments:

Attachment 1 - PowerPoint Presentation

Attachment 2 - Contract ([Click to Download](#))

Attachment 1



RP-1 DeviceNet Replacement

Design Consultant Contract Award

Project No. EN23000

Pierre Cayatte, P.E.

Senior Engineer

February 2023

Project Location: Regional Water Recycling Plant No.1



Project Background

- DeviceNet is a communication protocol
 - Interconnects lower-level devices with higher-level devices
 - Such as sensors and flowmeters with Programmable Logic Controllers (PLCs)
- DeviceNet is used throughout RP-1
- RP-1 SCADA Migration project will transition from DeviceNet to new technology
- Replace all devices that are using DeviceNet
 - Approximately 250 devices



Design Services Scope of Work

- Evaluate the age and quality of existing Motor Control Center (MCCs)
 - Determine if the MCCs need to be replaced or only their overloads relays
- Evaluate, recommend and provide complete design
- Evaluate, verify, and update Process Control Narratives (PCNs)
 - Adapt to current conditions for each DeviceNet device that will be upgraded.
- Provide recommendations for programming services for all DeviceNet device upgrades

Consultant Selection

- On November 30, 2022, IEUA received two proposals
- All proposals were carefully reviewed by a committee review panel
- Qualifications Based Selection:
 - Project team qualifications, creative alternatives, consulting related experience, project schedule, man-hour distribution

Consultant	Proposal Fee
Eramosa International, Inc.	\$465,918
GHD, Inc.	Not Opened

Project Budget and Schedule

Description	Estimated Cost
<i>Design Services</i>	\$732,228
Design Services (Action)	\$465,918
IEUA Project Management (10%)	\$266,310
<i>Construction Services</i>	\$332,888
Engineering Services During Construction (8%)	\$213,048
IEUA Construction Services (4.5%)	\$119,840
<i>Construction</i>	\$2,663,100
Construction Contract Estimate	\$2,421,000
Project Contingency (10%)	\$242,100
Total Project Cost:	\$3,728,216
Current Total Project Budget:	\$4,100,000

Project Milestone	Date
<i>Design</i>	
Consultant Design Contract Award	February 2023
Design Completion	November 2023
<i>Construction</i>	
Construction Contract Award	February 2024
Construction Completion	September 2025



Staff's Recommendation

- Award a design contract for the RP-1 DeviceNet Replacement, Project No. EN23000, to Eramosa International, Inc. in the amount of \$465,918; and
- Authorize the General Manager to execute the contract, subject to non-substantive changes.

The RP-1 DeviceNet Replacement Project is consistent with **IEUA's Business Goal of Wastewater Management**, specifically the Asset Management objective that IEUA will ensure the regional sewer system and treatment facilities are well maintained, upgraded to meet evolving requirements, sustainably managed, and can accommodate changes in regional water use.

**CONSENT
CALENDAR
ITEM**

1D

Date: February 15, 2023

To: The Honorable Board of Directors

ADD
From: Shivaji Deshmukh, General Manager

Committee: Community & Legislative Affairs

02/08/23

Staff Contact: Shivaji Deshmukh, General Manager

Subject: Adoption of the 2023 - 2024 Federal and State Legislative Priorities & Policy Principles

Executive Summary:

Each year, the IEUA Board of Directors adopts Federal and State Legislative Priorities and Policy Principles for the upcoming year. The External & Government Affairs Department conducted a thorough review of the existing Legislative Policy Principles and has revamped the priorities and principles for the 2023-2024 legislative session to ensure that this document addresses current issues and opportunities, as well as provides flexibility to address a myriad of administrative, regulatory, and legislative activity. It is recommended that moving forward, this document align with the two-year State legislative session and Congressional terms.

The adoption of the Legislative Priorities and Policy Principles allows staff to be more efficient and effective when taking positions on legislation, regulatory actions, and funding opportunities. This document is designed to provide staff with the necessary guidelines in order to make recommendations if actions need to be taken quickly, as well as making position recommendations to the Community and Legislative Affairs Committee and the Board of Directors.

Staff's Recommendation:

Adopt the 2023-2024 Legislative Priorities and Policy Principles.

Budget Impact Budgeted (Y/N): Y Amendment (Y/N): ☒ Amount for Requested Approval:

Account/Project Name:
Not Applicable

Fiscal Impact (explain if not budgeted):
Not Applicable

Prior Board Action:

On January 19, 2022, the Board of Directors adopted the 2022 Legislative Policy Principles.

Environmental Determination:

Not Applicable

Business Goal:

Approving the Legislative Priorities & Policy Principles is in line with IEUA's Business Goal of advocating for development of policies, legislation, and regulations that benefit the region.

Attachments:

Attachment 1 - 2023-2024 IEUA Legislative Priorities & Policy Principles

Legislative Priorities & Policy Principles





IEUA serves approximately 935,000 residents over 242 square miles in western San Bernardino County.

TABLE OF CONTENTS

Mission, Values, and Introduction	04
-----------------------------------	----

Principle of Water Supply Reliability	05
Water Supply & Storage	
Water Use Efficiency & Shortage Response	

Principle of Water-Energy Nexus	07
Energy Supply and Reliability	
Composting	

Principle of Clean and Safe Drinking Water	09
Water Quality	
Accessibility	
Public & Environmental Health	

Principle of Responsive and Responsible Finance, Administration, and Operations	11
Administrative Processes	
Financial	
Local Control	
Human Resources/Employment	
Diversity, Equity, Inclusion, Access, and Transparency	



Regional Plant (RP)-5 in Chino, CA treats up to 15 million gallons of wastewater per day, equivalent to 22 Olympic-sized swimming pools.

Mission

The Inland Empire Utilities Agency (IEUA) is committed to meeting the needs of the region by providing essential services in a regionally planned and cost-effective manner while safeguarding public health, promoting economic development, and protecting the environment.

Key Areas of Service

1. Securing and supplying imported water.
 2. Collecting and treating wastewater.
 3. Producing high-quality renewable products such as recycled water, compost, and energy.
 4. Promoting sustainable use of groundwater and development of local water supplies.
-

Values

Leading the way. Planning for the future. Protecting the resources of the communities we serve. The Inland Empire Utilities Agency is committed to:

1. Applying ethical, fiscally responsible, transparent, and environmentally sustainable principles to all aspects of business and organizational conduct.
 2. Working with integrity as one team, while celebrating the region's diversity.
 3. Staying in the forefront of the industry through education, innovation, efficiency, and creativity.
-

Introduction/Overview

IEUA has adopted Legislative Priorities and Policy Principles to provide a foundation for a highly productive advocacy program that will effectively influence legislation, regulations, and funding in alignment with IEUA's mission and values. The IEUA External and Government Affairs Department, as the lead coordinating with all sectors within the Agency, uses the following four principles as a basis for taking positions on legislation, regulations, and funding opportunities.

1. Principle of Water Supply Reliability
2. Principle of Water-Energy Nexus
3. Principle of Clean and Safe Drinking Water
4. Principle of Responsive and Responsible Finance, Administration, and Operations

Principle of Water Supply Reliability

Policy Goal

Maintain and protect the reliability and cost-effectiveness of local and imported sources of water. Advocate for groundwater storage, recovery, and management, brackish desalination, wastewater treatment, recycled water, and conservation as effective and efficient drought response efforts.



Water Supply & Storage

1. Support local water supply, storage, and recovery projects that ensure future reliability, increase local flexibility, reduce reliance on imported water and oppose efforts that constrain these opportunities.
2. Support administrative and legislative actions that promote resiliency, improved operability of IEUA and regional systems, and respond to and plan for drought conditions while maintaining the necessary environmental protections.
3. Support administrative, legislative, and funding opportunities to ensure the reliability of imported water supplies including, but not limited to, conveyance and storage projects, salinity control measures, and cleanup for contaminated sites.
4. Support funding opportunities for local water supply development and water quality improvement projects benefiting IEUA's Region, IEUA customer agencies, the Chino Basin, and the Santa Ana Watershed.
5. Support funding for drought relief and adaptive water management opportunities in California that promote sustainability and reliability.
6. Support administrative and legislative actions that facilitate the adoption of practical uniform water recycling criteria and expanded application for direct and indirect potable reuse.

Water Use Efficiency & Shortage Response

1. Support a definition of "efficient use of water" that includes local hydrologic conditions and protects trees and healthy soils that also minimizes the impacts on wastewater flows and treatment operations.
2. Support conservation actions and efforts during declared water shortage emergencies that reduce outdoor use of potable water while protecting trees and healthy soils.
3. Support administrative and legislative actions that recognize local hydrologic conditions and local/regional efforts in meeting statutory Urban Water Use Objectives or other water-use efficiency goals.
4. Support funding opportunities and incentive programs that promote water-use efficiency and permanent water-use restrictions including, but not limited to turf transformation, tax exemptions, and technical assistance.

Principle of Water–Energy Nexus

Policy Goal

Promote science-based, environmentally sustainable practices that respond to climate change, ensure water resilience, and promote emissions reductions and renewable energy.

Energy Supply and Reliability

1. Support diverse energy supply options and oppose constraints on energy supply development.
2. Support actions and investments in renewable energy to reduce reliance on grid power, increase energy reliability, and reduce overall energy costs.
3. Support voluntary investment in wildfire system hardening and efforts to insulate IEUA from Public Safety Power Shutoffs.
4. Support actions that would increase the value of Renewable Energy Credits (RECs) generated and sold by wastewater treatment agencies that utilize on-site renewable energy.
5. Support legislation, regulations, and administrative policies that ensure that power costs reflect the cost of energy procurement, infrastructure, and maintenance.
6. Support projects and funding for renewable energy resources and peak energy management that provide direct benefits for water resource sustainability.

RP-4 & Inland Empire Regional Composting Facility (IERCF) in Rancho Cucamonga, CA - 1 megawatt
Wind Turbine generates 1,500 MWh per year, equivalent to powering 130 homes per year.

Composting

1. Support legislation, regulations, and funding that promote compost as a use for, but not limited to, erosion control to protect water resources, water-use efficiency, fire-ravaged land remediation, and healthy soils.
 2. Support administrative and legislative approaches for connecting carbon sequestration with healthy soils and the use of compost.
 3. Support regulations that restrict the use of uncomposted and contaminated organics in commercial compost products.
-



Right: Install water champ disconnect at RP-5.

Left: RP-1 Plant



Principle of Clean and Safe Drinking Water

Policy Goal

To preserve the delivery of safe and reliable water for all Californians in an affordable, economical, and transparent manner.

Water Quality

1. Support reasonable and scientifically significant administrative and legislative actions that promote and/or improve source water quality and regulate constituents of emerging concern that consider factors such as stakeholder input, feasibility, laboratory capacity, analytical methods, and implementation costs.
2. Support legislative and administrative approaches promoting “polluter pays” principles, extending responsibility for contamination to chemical manufacturers and promoting consumer product responsibility.
3. Support actions and investments to help public water systems defray the costs of monitoring and/or remediation of per- and polyfluoroalkyl substances and ensure drinking water and wastewater facilities are not held liable for the cleanup of contamination.
4. Support administrative and legislative action to identify and promote the use of salt-less water softening technology. Oppose any efforts to endorse salt-based technologies.

Accessibility

1. Support alternative efforts to a sustainable approach to ensure every Californian has access to safe, clean, and reliable water.
2. Support sensible, long-term solutions that assist underrepresented communities with increased access to safe and affordable drinking water.

Public & Environmental Health

1. Support funding opportunities for septic-to-sewer conversion projects.
2. Support modernization of the Endangered Species Act that allows for the best available science, adaptive management, and flexible implementation to be used.
3. Support legislation and administrative actions to secure funding for public water systems and laboratories to defray costs associated with declared federal, state, or local emergencies.
4. Support administrative and legislative actions for environmental compliance (e.g., air, water, hazardous materials, and waste) that provide for regulatory compliance flexibility, promote consistency, and reduce regulatory redundancy.



Quality Control Analyst performing Sulfonates testing, a methylene blue color reaction to detect the existence of anionic substances in water that may cause water corrosion or contamination.

Principle of Responsive and Responsible Finance, Administration, and Operations

Policy Goal

Preserve ethical and transparent principles that maintain and support responsive fiscal responsibility, local control, employee engagement and retention, and diversity and accessibility.

Administrative Processes

1. Support efforts that align with IEUA's commitment to applying the highest standards of fiscal responsibility, integrity, ethical, and transparent business practices and principles.
2. Support streamlining of federal, state, and regional permitting; environmental review (including, but not limited to, CEQA and NEPA); regulatory and reporting mandates; and other duplicative, burdensome, or cumbersome processes.
3. Support cooperative efforts between public agencies and regulators in the development of state and federal policies and regulatory requirements.
4. Support legislative and regulatory efforts that minimize cost impacts of new or expanded regulations and discourage measures that impose an undue burden on ratepayers.
5. Support legislation and administrative actions that would provide funding or reimbursement for enhanced chemical and physical security and cybersecurity for water, wastewater, biosolid, and power infrastructure.
6. Support administrative and legislative actions and funding for research and partnerships benefiting water, recycled water, wastewater, composting, and energy management.



Top Left: RP-1 Polymer Pump Repair

Bottom Left: RP-1 Z- Chlorine Calibration

Top Right: Managers' Unit All -Hands Meeting

Bottom Right: Bleach Tank Installation

Financial

1. Support measures to reduce costs, risks, and burdensome administrative processes, and streamline approvals of financing IEUA and regional projects.
2. Support reauthorization, extension, and/or expansion of federal and state funding for essential water, sewer, recycled water, and energy infrastructure.
3. Support efforts to reinstate public agency advanced bond refunding.
4. Support legislation establishing an approach that proactively validates that an agency's rate-setting process conforms with all legal requirements, thereby minimizing uncertainty.
5. Support measures and efforts that protect local revenue sources and reserve funds and that maintain tax-exempt status for municipal debt.
6. Support the development of general obligation bonds or other funding streams that provide flexibility to local entities to leverage funds within other states, federal, or local resources.
7. Oppose policies and efforts that would jeopardize IEUA's bond rating and standing in the municipal bond market.
8. Support legislation and administrative actions to achieve tax-exempt status for water treatment chemicals and ensure access to water treatment chemicals.
9. Support actions and investments that promote prevention, preparedness, response, and recovery of emergencies to enhance IEUA and community resilience and ensure effective response and recovery capabilities.

Local Control


1. Support customer agency and regional legislative positions that align with IEUA's legislative priorities and policy principles.
2. Support measures that encourage decision-making at the local level.
3. Oppose efforts to impose a public goods charge or other burdensome fees.

Human Resources/Employment

1. Support measures and funding opportunities that promote efforts to advance workplace diversity, equity, and inclusion.
2. Support legislation that encourages collective bargaining.
3. Support legislation that increases local control and limits additional financial burdens related to labor relations and collective bargaining that can be appropriately negotiated at the bargaining table.
4. Support funding for local government efforts to establish workforce engagement, succession planning, mentoring programs, and apprenticeships and education programs.
5. Support legislation that streamlines the Workers' Compensation system and makes it easier for employers, employees, and healthcare providers to navigate.
6. Support reform measures that provide sustainable and secure public pensions and other post-retirement benefits to ensure responsive, recruitment retention and affordable public services.
7. Support measures that help local governments with their unfunded liability.

Diversity, Equity, Inclusion, Access, and Transparency

1. Support investments and a distribution of funding that ensures a fair and equitable financing process for the public and includes provisions to ensure diversity in the process and equity for financially distressed and underrepresented populations.
2. Support legislation that allows for greater access to public meetings to the public.
3. Support measures that encourage the streamlining of processes to respond to public records requests.
4. Support measures that allow for access to meaningful data which balance the cost of public resources to implement.
5. Support measures that protect and advance local governance and transparency.



RP-5 in Chino, CA - The water stays in the chlorine contact basin for 1.5 hours. Following this treatment process, a portion of the water is utilized for recycled water.

Connect with us:

Alyson Piguee, Director of External & Government Affairs

Phone: (909) 247-8374

E-Mail: apiguee@ieua.org

Location: 6075 Kimball Ave, Chino, CA 91708

Website: ieua.org



**CONSENT
CALENDAR
ITEM**

1E

Date: February 15, 2023

To: The Honorable Board of Directors

From: Shivaji Deshmukh, General Manager

Committee: Engineering, Operations & Water Resources

02/08/23

Staff Contact: Christiana Daisy, Deputy General Manager

Subject: RP-1 Headworks Bar Screen System Improvements Design-Build Contract Award

Executive Summary:

Regional Water Recycling Plant No.1 (RP-1) uses four bar screens with a spacing of 5/8-inch to remove material and debris in the influent headworks process. Staff has observed more issues downstream such as mixers seizing and pumps plugging, resulting in process interruptions, equipment downtime, and additional maintenance costs. This project will install IEUA's new standard multi-rake bar screens which have a 3/8-inch spacing that are estimated to increase the capture rate more than 40% which will reduce operating and maintenance costs.

On August 24, 2022, Inland Empire Utilities Agency (IEUA) pre-qualified four design-build teams to bid on the project. The design-build team will prepare and complete design drawings, specifications, process control narratives, construction, commissioning, startup, testing, and training for the new bar screens.

On November 3, 2022, IEUA issued an invitation for bids to the four pre-qualified design-build teams. On December 20, 2022, IEUA received four construction bids. GSE Construction Co., Inc. was deemed the lowest responsive and responsible bidder, with a bid price of \$1,609,900. The engineer's estimate was \$1,700,000.

Staff's Recommendation:

1. Award a design-build contract for the RP-1 Headworks Bar Screen System Improvements, Project No. EN23111, to GSE Construction Co., Inc. in the amount of \$1,609,900; and
2. Authorize the General Manager to execute the contract, subject to non-substantive changes.

Budget Impact Budgeted (Y/N): Y Amendment (Y/N): N Amount for Requested Approval:

Account/Project Name:

EN23111/RP-1 Headworks Bar Screen System Improvements

Fiscal Impact (explain if not budgeted):

None.

Prior Board Action:

On November 16, 2022, the Board of Directors approved the Standardization and Single Source Procurement of Duperon Bar Screens in the amount of \$1,800,232.

Environmental Determination:

Categorical Exemption

CEQA identifies certain categories of projects as exempt from more detailed environmental review because these categories are deemed to have no potential for significant impact on the environment. The project qualifies for a Categorical Exemption Class 2 as defined in Section 15302 of the State CEQA Guidelines.

Business Goal:

The RP-1 Headworks Bar Screen System Improvements Project is consistent with IEUA's Business Goal of Wastewater Management, specifically the Asset Management and Water Quality objectives that IEUA will ensure that Agency systems are planned, constructed and managed to protect public health, the environment, and meet anticipated regulatory requirements.

Attachments:

Attachment 1 - PowerPoint Presentation

Attachment 2 - Design-Build Contract

Attachment 1

RP-1 Headworks Bar Screen System Improvements

Design-Build Contract Award

Project No. EN23111


Sandra Salazar, P.E.
Senior Associate Engineer
February 2023

Project Location: Regional Water Recycling Plant No. 1




The Project

- Existing bar screens
 - Large screen spacing (5/8-inch)
 - Low capture rate
 - Plugging of downstream pumps
 - Downstream process interruptions
- Scope of Work
 - Prepare design drawings and specifications
 - Install four new multi-rake bar screens
 - Demolish fiberglass bar screen enclosure
 - Integrate new equipment to SCADA



RP-1 Existing Influent Bar Screens



RP-1 Sludge Grinder



Duperon Bar Screens



Sample 3D Model

Contractor Selection

On December 20, 2022, four bids were received:

Design-Build Team	Bid Amount
GSE Construction/MKN Associates	\$1,609,900
J.R. Filanc Construction	\$1,695,165
Garney Pacific/Water Systems Consulting	\$2,223,780
Innovative Construction Solutions/N2W Engineering	\$2,265,000
Engineer's Estimate:	\$1,700,000

Project Budget and Schedule

Description	Estimated Cost
Design Services	\$75,000
Pre-Design & Solicitation (actuals)	\$75,000
Construction Services	\$330,000
Engineering Services During Construction (~10%)	\$165,000
IEUA Construction Services(~10%)	\$165,000
Construction	\$3,410,132
Design-Build Contract (this action)	\$1,609,900
Pre-purchased 4 Duperon Bar Screens	\$1,800,232
Total Project Cost:	\$3,815,132
Current Budget:	\$3,900,000

Project Milestones	Dates
Construction	
Design-Build Contract Award	February 2023
Design Completion	December 2023
Construction Completion	June 2024

Staff's Recommendations

- Award a design-build contract for the RP-1 Headworks Bar Screen System Improvements, Project No. EN23111, to GSE Construction Co., Inc. in the amount of \$1,609,900; and
- Authorize the General Manager to execute the contract, subject to non-substantive changes.

The RP-1 Headworks Bar Screen System Improvements Project is consistent with **IEUA's Business Goal of Wastewater Management**, specifically the Asset Management and Water Quality objectives that IEUA will ensure that Agency systems are planned, constructed and managed to protect public health, the environment, and meet anticipated regulatory requirements.

Attachment 2

4600003231

RP-1 HEADWORKS BAR SCREENS SYSTEM IMPROVEMENTS CONTRACT

THIS CONTRACT, made and entered into this 15 day of February, 2023, by and between GSE Construction Company Inc., hereinafter referred to as "DESIGN BUILD ENTITY," and The Inland Empire Utilities Agency, a Municipal Water District, located in San Bernardino County, California, hereinafter referred to as "IEUA".

WITNESSETH:

That for and in consideration of the promises and agreements hereinafter made and exchanged, IEUA and the DESIGN BUILD ENTITY agree as follows:

- A.** DESIGN BUILD ENTITY agrees to perform and complete in a workmanlike manner, all Work required under these Bid Documents FOR **IFB-JV-22-011, Project EN23111, RP-1 Headworks Bar Screens System Improvements**, in accordance with the Bid Documents, and to furnish at their own expense, all labor, materials, equipment, tools, and services necessary, except such materials, equipment, and services as may be stipulated in said Bid Documents to be furnished by IEUA, and to do everything required by this Contract and the said Bid Documents.
- B.** For furnishing all said labor, materials, equipment, tools, and services, furnishing and removing all plant, temporary structures, tools and equipment, and doing everything required by this Contract and said Bid Documents; also for all loss and damage arising out of the nature of the Work aforesaid, or from the action of the elements, or from any unforeseen difficulties which may arise during the prosecution of the Work until its acceptance by IEUA, and for all risks of every description connected with the Work; also for all expenses resulting from the suspension or discontinuance of Work, except as in the said Bid Documents are expressly stipulated to be borne by IEUA; and for completing the Work in accordance with the requirements of said Bid Documents, IEUA will pay and said DESIGN BUILD ENTITY shall receive, in full compensation therefore, the price(s) set forth in this Contract.
- C.** That IEUA will pay the DESIGN BUILD ENTITY progress payments and the final payment, in accordance with the provisions of the Contract Documents, with warrants drawn on the appropriate fund or funds as required, at the prices bid in the Bidding and Contract Requirements, Section C - BID FORMS and accepted by IEUA, and set forth in this below.

Total Bid Price: \$1,609,900 Dollars and 00 Cents.

If this is not a lump sum bid and the Contract Price is dependent upon the quantities constructed, IEUA will pay and said DESIGN BUILD ENTITY shall receive, in full compensation for the Work the prices named in the Bidding and Contract Requirements, Section C - BID FORMS.

- D. IEUA hereby employs the DESIGN BUILD ENTITY to perform the Work according to the terms of this Contract for the above-mentioned price(s), and agrees to pay the same at the time, in the manner, and upon the conditions stipulated in the said Bid Documents; and the said parties for themselves, their heirs, executors, administrators, successors, and assigns, do hereby agree to the full performance of the covenants herein contained.
- E. The Notice Inviting Bids, Instructions to Bidders, Bid Forms, Information Required of Bidder, Performance Bond, Payment Bond, DESIGN BUILD ENTITY's License Declaration, Specifications, Drawings, all General Conditions, Special Conditions and all Project Requirements, and all Addenda issued by IEUA with respect to the foregoing prior to the opening of bids, are hereby incorporated in and made part of this Contract, as if fully set forth.
- F. The DESIGN BUILD ENTITY agrees to commence Work under this Contract on or before the date to be specified in a written "Notice To Proceed" and to complete said Work to the satisfaction of IEUA **five hundred (500) calendar** days after Award of the Contract. All Work shall be completed before final payment is made.
- G. Time is of the essence on this Contract.
- H. DESIGN BUILD ENTITY agrees that in case the Work is not completed before or upon the expiration of the Contract Time, damage will be sustained by IEUA, and that it is and will be impracticable to determine the actual damage which IEUA will sustain in the event and by reason of such delay, and it is therefore agreed that the DESIGN BUILD ENTITY shall pay to IEUA the amounts as set forth in General Conditions, Section C – CHANGES TO THE CONTRACT for each day of delay, which shall be the period between the expiration of the Contract Time and the date of final acceptance by IEUA, as liquidated damages and not as a penalty. It is further agreed that the amount stipulated for liquidated damages per day of delay is a reasonable estimate of the damages that would be sustained by IEUA, and the DESIGN BUILD ENTITY agrees to pay such liquidated damages as herein provided. In case the liquidated damages are not paid, the DESIGN BUILD ENTITY agrees that IEUA may deduct the amount thereof from any money due or that may become due to the DESIGN BUILD ENTITY by progress payments or otherwise under the Contract, or if said amount is not sufficient, recover the total amount.

- I. In addition to the liquidated damages, which may be imposed if the DESIGN BUILD ENTITY fails to complete the Work within the time agreed upon, IEUA may also deduct from any sums due or to become due to the DESIGN BUILD ENTITY, penalties and fines for violations of applicable local, state, and federal law.
- J. That the DESIGN BUILD ENTITY shall carry Workers' Compensation Insurance and require all subcontractors to carry Workers' Compensation Insurance as required by the California Labor Code.
- K. That the DESIGN BUILD ENTITY shall have furnished, prior to execution of the Contract, two bonds approved by IEUA, one in the amount of one hundred (100) percent of the Contract Price, to guarantee the faithful performance of the Work, and one in the amount of one hundred (100) percent of the Contract Price to guarantee payment of all claims for labor and materials furnished.
- L. The DESIGN BUILD ENTITY hereby agrees to protect, defend, indemnify and hold IEUA and its employees, Engineers, agents, officers, directors, servants and volunteers free and harmless from any and all liability, claims, judgments, costs and demands, including demands arising from injuries or death of persons (including employees of IEUA and the DESIGN BUILD ENTITY) and damage to property, arising directly or indirectly out of the obligation herein undertaken or out of the operations conducted by the DESIGN BUILD ENTITY, its employees agents, representatives or subcontractors under or in connection with this Contract to the fullest extent permitted by law.

The DESIGN BUILD ENTITY further agrees to investigate, handle, respond to, provide defense for and defend any such claims, demands or suit at the sole expense of the DESIGN BUILD ENTITY

IN WITNESS WHEREOF, The DESIGN BUILD ENTITY and the General Manager of Inland Empire Utilities Agency*, thereunto duly authorized, have caused the names of said parties to be affixed hereto, each in duplicate, the day and year first above written.

- M. The DESIGN BUILD ENTITY, by signing the contract does swear under penalty of perjury that no more than one final unappeasable finding of contempt of court by a Federal court has been issued against the DESIGN BUILD ENTITY within the immediately preceding two year period because of the DESIGN BUILD ENTITY's failure to comply with an order of a Federal court which orders the DESIGN BUILD ENTITY to comply with an order of the National Labor Relations Board (Public Contract Code 10296).

Inland Empire Utilities Agency*,
San Bernardino County, California.

By _____
Shivaji Deshmukh
General Manager

DESIGN BUILD ENTITY

DocuSigned by:
By *Dennis Gutierrez*

Dennis Gutierrez
28927D0A79964B9

President
Title

* *A Municipal Water District*

**ACTION
ITEM**

2A

Date: February 15, 2023

To: The Honorable Board of Directors

From: Jean Cihigoyenette, General Counsel

Committee:

Staff Contact: Denise Garzaro, Board Secretary/Office Manager

Subject: Discussion and Possible Approval of Amendment to General Manager's Employment Contract and Approval of Performance Award

Executive Summary:

The Board of Directors conducted the annual General Manager performance review in closed session on January 18, 2023. The review was originally scheduled for September 18, 2022. Based upon the review, the Board recommended two items for consideration and action in open session.

The first item is consideration of a performance award based upon completion of stated goals and objectives over the last year. The current employment agreement allows for a performance award of up to 10% of base salary. The base salary applicable here is \$311,428.

Secondly, based upon the General Manager's positive performance review, and a compensation survey of comparable agencies, the Board determined that an amendment to the General Manager's employment agreement should be considered. The Restated Employment Agreement submitted herewith provides an increase in base salary to \$340,000 per year and an increase in employer contribution to the 457(b) deferred compensation plan to \$576.92 per pay period. All other agreement terms would remain the same.

Staff's Recommendation:

This item was initiated by the Board of Directors. It is recommended that the Board:

1. Consider and approve a General Manager's performance award in an amount not to exceed 10% of base salary; and
2. Consider and approve the Restated Employment Agreement submitted herewith.

Budget Impact *Budgeted (Y/N): Y Amendment (Y/N): Y Amount for Requested Approval:*

Account/Project Name:

Fiscal Impact (explain if not budgeted):

If approved, the fiscal impact of this action would be the increase in the General Manager's salary.

Prior Board Action:

The original employment agreement was approved by the Board on March 20, 2019. The First Amended Employment Agreement became effective May 22, 2019. The First Amendment to the First Amended Employment Agreement, extending the original term from June 30, 2024 to June 30, 2027 was approved by the Board on February 16, 2022.

Environmental Determination:

Not Applicable

Business Goal:

Attachments:

Attachment 1 - Restated Employment Agreement

RESTATED EMPLOYMENT AGREEMENT

THIS RESTATED EMPLOYMENT AGREEMENT, effective as of February 15, 2023, is by and between INLAND EMPIRE UTILITIES AGENCY a Municipal Water District organized and operating pursuant to California Water Code Section 71000 et seq. ("Employer"), and SHIVAJI DESHMUKH an individual ("Employee"). Employer and Employee agree to the following terms and conditions of employment:

WHEREAS, The Parties have previously entered into a First Amended Employment Agreement effective May 22, 2019; and

WHEREAS, on February 16, 2022, the Parties agreed to extend the term of the First Amended Employment Agreement to June 30, 2027; and

WHEREAS, certain changes to the Employment Agreement are deemed necessary to bring that agreement into conformity with other executive management employment agreements currently in effect at the Agency (Employer);

NOW THEREFORE the Parties agree as follows:

1. Period of Employment.

- (a) Basic Term. Commencing on February 15, 2023 and continuing until June 30, 2027, (the "Term Date"), Employer shall employ Employee as the General Manager. The Term Date may be extended under Section 1(b), unless the employment is terminated sooner in accordance with Section 5 below. As used herein, the phrase "Employment Term" shall refer to the entire period of employment of Employee by Employer hereunder, whether for the periods mentioned above or whether extended or earlier terminated as hereinafter provided.
- (b) Renewal. This Agreement shall be automatically renewed for an additional one (1) year period on the Term Date and on each anniversary thereof, unless one party gives to the other advance written notice of non-renewal at least sixty (60) days prior to such date. Either party may elect not to renew this Agreement with or without cause, in which case this Section 1 (b) shall govern Employee's termination and not Section 5 [except for Employee's termination obligations set forth in Section 5(g), which shall remain in effect].

2. Duties and Responsibilities.

- (a) Position. Employee shall serve as the General Manager for the Employer. In that capacity, Employee shall perform all services, acts, and functions necessary and proper to lawfully manage and conduct the business of Employer in accordance with all legal requirements and the policies, procedures, rules, and regulations established by Employer's Board of Directors ("the Board"), and subject to the direction, prior consent, and subsequent ratification of the Board. Employee's duties shall include, but shall not be limited to, supervising Employer's personnel and financial matters, attending meetings of the Board and its Committees, supervising the administration of all operations of Employer, subject

to policies set by the Board, and managing and conducting all the business of Employer. In addition, Employee shall report directly to the Board and shall perform any special duties assigned or delegated to him by the Board.

- (b) Availability and Work Schedule. In order that nothing interfere with the performance of Employee's duties under this Agreement or create any conflicts of interest during his employment, Employee shall devote his full energies, interest, abilities, and productive time to the satisfactory performance of this Agreement and shall not engage in any other activities except as otherwise approved by the Board. During the Employment Term, Employee shall perform all services required by this Agreement at Employer's headquarters during Employer's regular business hours, unless Employee's presence at other locations or during different times is necessary to fully and completely perform the duties of the position assumed by Employee.
- (c) Prohibited Activities. Except upon the prior written consent and express approval of the Board, Employee (during the Employment Term) shall not (i) borrow on behalf of Employer any amount of money during any fiscal year; (ii) spend or obligate Employer's funds in amounts in excess of the sums budgeted for expenditure by the Board; (iii) accept any other employment; (iv) engage directly or indirectly in any other business, commercial, civil, or professional activity, whether or not pursued for pecuniary advantage, that is or may be competitive with Employer, that might create a conflict of interest with Employer, or that otherwise might interfere with the business of Employer or any Affiliate of Employer; or (v) accept any position with an outside agency without prior approval of the Board. An "Affiliate" shall mean any person or entity that directly or indirectly controls, is controlled by or is under common control with Employer.
- (d) Representations. Employee represents and warrants (i) that he is fully qualified and competent to perform the responsibilities for which he is being hired pursuant to the terms of this Agreement; and (ii) that Employee's execution of this Agreement, his employment with Employer, and the performance of his proposed duties under this Agreement shall not violate any obligation he may have to any former employer (or other person or entity), including any obligations with respect to proprietary or confidential information of any person or entity.

3. Compensation.

- (a) Base Salary. Employer shall pay Employee a Base Salary at the rate of \$340,000.00 per year during the Employment Term in accordance with Employer's duly established practices. For purposes of this Agreement, the term "Base Salary" shall be defined as Employee's annual gross compensation, exclusive of the cost of any insurance or other benefits made available to Employee. Base Salary shall be payable to Employee in installments consistent with Employer's regular pay period cycles and subject to appropriate withholdings. Employer may, but is not obligated to, increase Employee's Base Salary as deemed appropriate by the Board in the exercise of its sole discretion upon completion of its annual review of Employee's job performance.

- (b) Cost of Living Adjustment. Employee shall be entitled to cost of living increases commensurate with those cost of living increases extended to other executive management employees.
- (c) Performance Award. During the Employment Term, Employer, in the exercise of its discretion, may also pay Employee a Performance Award in addition to Base Salary for successful completion of goals and objectives established by the Board. For purposes of this Agreement, the term "Performance Award" shall be defined as meritorious compensation, subject to appropriate withholdings, not included in the calculation of Base Salary. The maximum amount of any Performance Award that Employee may receive under this Agreement shall be ten percent (10%) of Base Salary.
- (d) Automobile Allowance. During the Employment Term, Employer shall provide Employee an automobile allowance of \$700.00 per month for use of Employee's personal vehicle on Employer's business. The automobile allowance includes full compensation for all costs, depreciation, operation, maintenance and repairs, insurance, gasoline, tires and oil, and all other incidental expenses associated with the operation of Employee's personal automobile on Employer's business.
- (e) Benefits. During the Employment Term, Employee shall be entitled to receive those benefits provided by Employer to its executive management employees in accordance with Employer's standard policies. As Employee becomes eligible therefor, Employee shall have the right to participate in and to receive benefits from all present and future benefit plans specified in Employer's policies and generally made available to similarly situated employees of Employer. Medical benefits shall be made available to Employee and his dependents in an amount equal to the cost of the most generous family coverage premium available through the Public Employment Retirement System (PERS). Employer will pay the monthly premium on the medical and dental benefit provided by Employer to Employee. Employee may exercise the option to accept 100% of the value of the health benefits described herein as cash in lieu of coverage, however, Employee must provide Employer with proof of health coverage through an alternative provider. Commencing on the month following retirement, whereupon Employee receives a retirement allowance from PERS, Employer shall provide Employee and his dependents medical, dental and vision, and other Employer provided insurance coverage, to the extent that it is provided to other executive management employees. Employee also shall be entitled to any benefits or compensation tied to termination as described in Section 5 below. All compensation and comparable payments to be paid to Employee under this Agreement shall be less withholdings required by law.
- (f) Supplemental Insurance. Employee shall receive term life insurance coverage from Employer 1x employee's annual salary up to \$300,000 during the Employment Term. Employee shall cooperate with Employer if Employer seeks to obtain "key employee" insurance coverage on Employee for the benefit of Employer.
- (g) Vacation. Subject to paragraph 4b of this Agreement, Employee shall be entitled to one hundred sixty (160) hours of vacation time each employment anniversary year during the Employment Term without loss of compensation, eighty (80) hours of which shall be credited to Employee's account immediately upon execution of this Agreement and the remainder of which shall accrue in the same manner as otherwise applicable to executive management employees of Employer. Upon termination of employment, Employee shall be entitled to

payment of all accrued but unused vacation leave at the rate of compensation in effect at the time of termination in conformance with Employer's then-current policy.

- (h) Sick Leave. Subject to paragraph 4b of this Agreement, Employee shall be entitled to accrue sick leave each year during the Employment Term without loss of compensation, in an amount commensurate with executive management employees. Upon termination of employment, Employee shall be entitled to payment of all accrued but unused sick leave at the rate of compensation in effect at the time of termination in conformance with Employer's then-current policy including, but not limited to, policies limiting the accrual of sick leave.
- (i) Executive Leave. Subject to paragraph 4b of this Agreement, Employee shall be entitled to eighty (80) hours of executive leave each fiscal year during the Employment Term without loss of compensation, all of which shall be credited to Employee's account immediately upon execution and again on the first day of July of each year during the Employment Term. Executive leave shall accrue in the same manner as otherwise applicable to executive management employees of Employer.
- (j) Professional Development. Employer shall pay for travel and subsistence expenses of Employee for professional and office meetings, conferences, workshops and occasions adequate to continue the professional development of Employee and to adequately pursue necessary official functions for Employer. All such expenditures shall be in conformity with the applicable policies and procedures of Employer.
- (k) General Expenditures. Employer recognizes that certain expenses of non-personal and job affiliated nature are incurred by Employee in conjunction with his responsibilities hereunder and shall reimburse or pay said general expenses in accordance with existing Employer policy for other executive management employees
- (l) Deferred Compensation. Beginning with the pay period starting on February 19, 2023, and during the Employment Term (or if earlier, through the date Employee's employment with Employer terminates), Employer shall contribute \$576.92 per pay period to Employee's account under Employer's 457(b) deferred compensation plan. If Employee's employment terminates during a pay period, the Employer contribution for that pay period will be pro-rated accordingly. Additionally, the contributions will be pre-tax except to the extent (i) Employee directs the contribution be made as a Roth contribution (an option that applies only if permitted under the 457(b) plan's terms), or (ii) the tax laws mandate that the contribution be made as a Roth contribution. Employee acknowledges and understands that any Roth contributions made by the Employer to Employee's 457(b) account will be after-tax and, as such, subject to applicable tax withholdings. Finally, Employer contributions will be made only to the extent permitted under the contribution limits imposed by the tax laws.

4. Other Terms and Conditions of Employment.

- (a) Automobile Insurance. Employee shall, at his sole expense, acquire and maintain in effect always during the term of this Agreement automobile insurance, in a form acceptable to the Board, covering all motor vehicles operated by Employee while on Employer's business and providing liability limits for bodily injury and property damage of not less than \$500,000, and uninsured and underinsured motorist coverage of at least \$500,000,

combined single limit per occurrence. Employer and its officers, directors, and employees shall be expressly covered as additional insureds on all insurance required under this Agreement, and endorsements evidencing such coverage shall be provided to the Board. On June 30 of each year Employee shall provide the Board with certificate(s) of insurance which reflect(s) the coverages required under this Agreement, in a form acceptable to the Board, and signed by the insurer(s) or an authorized representative. The said certificate(s) shall contain a stipulation that none of the coverages required under this Agreement will be canceled, modified, non-renewed, or suffer any changes in conditions except after at least thirty (30) days prior written notice to the Board. All insurers providing the coverages required under this Paragraph shall be admitted, domestic carriers with all evidences of coverages countersigned by authorized representatives properly licensed in the State of California. Said insurers must also possess at least an "A: XIII" policyholder's rating in accordance with the current Best's Key Rating Guide or equivalent.

- (b) Employer Reservation. Employer shall fix any such other terms and conditions of employment, as it may determine from time to time, relating to the performance of Employee, provided such terms and conditions are not inconsistent with or in conflict with the provisions of this Agreement or applicable law. Except as herein provided, all other requirements of the ordinances, resolutions, and regulations and rules of Employer relating to vacation and sick leave, retirement and pension system contributions, holidays, and other fringe benefits and working conditions, as they now exist or hereafter may be amended, also shall apply to Employee as they would to other employees of Employer, in addition to said benefits enumerated specifically herein.
- (c) Evaluation of Performance. Employer shall evaluate the performance of Employee not less than every twelve months, or more often at the Employer's discretion. Such written and/or oral evaluations shall be used as a basis for determining in the exercise of the Employer's sole discretion any adjustments to compensation and/or benefits to which Employee may be entitled.
- (d) Personnel Manual. Subject to paragraph 4b of this Agreement, all provisions, terms and conditions of the Executive Management Employees Personnel Manual not in conflict with the terms of this Agreement shall apply. To the extent such a conflict occurs, this Agreement shall be controlling.
- (e) Classification. The position of General Manager shall be deemed a separate classification of employee.

5. Termination of Employment.

- (a) By Death. The Employment Term shall terminate automatically upon the death of Employee. Employer shall pay to Employee's beneficiaries or estate as appropriate any compensation then due and owing, including payment for accrued, unused paid time off, if any. Thereafter, all obligations of Employer under this Agreement shall cease. Nothing in this section shall affect any entitlement or Employee's heirs to the benefits of any life insurance plan or other applicable benefits.

- (b) By Disability. If because of any physical or mental incapacity, Employee has been or will be prevented from properly performing his duties under this Agreement for more than six (6) consecutive months, then to the extent permitted by law, the Board may terminate the Employment Term, pursuant to Section 5(c), below, upon two (2) weeks advance written notice. Employer shall pay Employee all compensation to which he is entitled up through the last business day of the notice period and a lump sum cash payment equal to three (3) months base salary; thereafter, all obligations of Employer under this Agreement shall cease. Nothing in this Section shall affect Employee's rights under any applicable Employer disability plan.
- (c) By Employer for Cause. At any time, and without prior notice, the Employer may terminate Employee for cause (as defined below). Employer shall pay Employee all compensation then due and owing for the period prior to termination, thereafter all of Employer's obligations under this Agreement shall cease. "Cause" shall include, but not be limited to, unsatisfactory performance, misconduct, moral turpitude, failure to follow policies or procedures, material breach of this Agreement, excessive absenteeism, unlawful conduct on or off the Employer's premises or during working or non-working time (which may affect the Employee's relationship to his job and/or the Employer's reputation or good will in the community), layoff pursuant to a bona fide reduction in force, and to the extent permitted by law, unavailability for work due to disability for more than six (6) consecutive months.
- (d) By Employer Not for Cause. Notwithstanding paragraph 5 (c), Employee is deemed an "at will" employee and the Board may dismiss Employee without cause by a majority vote notwithstanding anything to the contrary contained in or arising from any statements, policies, or practices of Employer relating to the employment, discipline, or termination of its employees. If such termination occurs, Employer shall pay Employee all compensation then due and owing for the period prior to termination, plus a lump sum cash payment equal to three (6) months Employee's base salary and thereafter all of Employer's obligations under this Agreement shall cease.
- (e) By Employee Not for Cause. At any time, Employee may terminate his employment for any reason, with or without cause, by providing Employer ninety (90) days advance written notice. The Board shall have the option in its complete discretion to make Employee's termination effective at any time prior to the end of such notice period, provided Employer pays Employee all compensation due and owing through the last day worked, plus an amount equal to the base salary Employee would have earned through the balance of the notice period, not to exceed ninety (90) days; thereafter, all of Employer's obligations under this Agreement shall cease.
- (f) By Employee for Good Reason. At any time, Employee may terminate his employment for good reason (as defined below) by giving ninety (90) days advance written notice to Employer. "Good Reason" shall be any material breach of this Agreement by Employer that remains uncured at the end of the above notice period. The Board shall have the option in its complete discretion to make Employee's termination effective at any time prior to the end of the above notice period, provided Employer pays Employee all compensation due and owing through the last day worked and through the balance of the notice period not to exceed ninety (90) days. If Good Reason is found to exist pursuant

to Section 7 of this Agreement, the maximum amount that Employer shall be liable to Employee therefore shall be a monetary sum equal to Employee's base salary prorated over the remaining balance of the unexpired Employment Term, or over a period of six (6) months, whichever is less, which shall be in lieu of any damages under this Agreement for any alleged breach. Thereafter, all of Employer's obligations under this Agreement shall cease.

- (g) Termination Obligations. Employee agrees that all property, including without limitation all equipment, tangible Proprietary Information (as defined below), documents, records, notes, contracts, and computer-generated materials furnished to or prepared by Employee incident to his employment belongs to Employer and shall be returned promptly to Employer upon termination of Employee's employment. Employee's obligations under this subsection shall survive the termination of his employment and the expiration of this Agreement.
- (h) Proprietary Information. "Proprietary Information" is all information and any idea pertaining in any manner to the business of Employer (or any Affiliate), its employees, agents, contractors, or consultants, which was produced by any employee of Employer during his employment or otherwise produced or acquired by or on behalf of Employer. Proprietary Information shall include without limitation, trade secrets, protocol ideas, inventions, processes, formulas, data, know-how, software and other computer programs, copyrightable material, plans, strategies, customer lists and information, financial reports, and the contents of documents protected from disclosure under the California Public Records Act, Government Code Section 6250 et seq., or other provisions of applicable law. All Proprietary Information not generally known outside of Employer's organization, and all Proprietary Information so known only through improper means, shall be deemed "Confidential Information." During his employment by Employer, Employee shall use Proprietary Information and shall disclose Confidential Information only for the benefit of Employer and as is necessary to perform his job responsibilities under this Agreement. Following any termination of employment, Employee shall not use any Proprietary Information and shall not disclose any Confidential Information except with the express written consent of Employer.

6. Arbitration.

- (a) Arbitrable Claims. All disputes between Employee (his attorneys, successors, and assigns) and Employer (its Affiliates, shareholders, directors, officers, employees, agents, successors, attorneys, and assigns) of any kind whatsoever, including without limitation all disputes relating in any manner to the employment or termination of employee and all disputes arising under this Agreement ("Arbitrable Claims"), shall be resolved by arbitration. All persons and entities specified in the preceding sentence (other than Employer and Employee) shall be considered third-party beneficiaries of the rights and obligations created by this Section. Arbitrable Claims shall include but are not limited to contract (express or implied) and tort claims of all kinds, as well as all claims based on any federal, state, or local law, statute, or regulation, excepting only claims under applicable worker's compensation law and unemployment insurance claims. Arbitration shall be final and binding upon the parties and shall be the exclusive remedy for all Arbitrable Claims. THE PARTIES HEREBY WAIVE ANY RIGHTS THEY MAY HAVE TO TRIAL BY JURY

REGARDING ARBITRABLE CLAIMS.

- (b) Procedure. Arbitration of Arbitrable Claims shall be in accordance with the Employment Dispute Resolution Rules of the American Arbitration Association ("AAA Employment Rules") which can be found at <https://www.adr.org> except as provided otherwise in this Agreement. In any arbitration, the burden of proof shall be allocated as provided by applicable law. Either party may bring an action in court to compel arbitration under this Agreement and to enforce an arbitration award. Otherwise, neither party shall initiate or prosecute any lawsuit or administrative action in any way related to any Arbitrable Claim. All arbitration hearings under this Agreement shall be conducted in San Bernardino County, California. The Federal Arbitration Act shall govern the interpretation and enforcement of this Section 6. The fees of the arbitrator shall be borne by Employer.
- (c) Confidentiality. All proceedings and all documents prepared about any arbitrable claim shall be confidential and unless otherwise required by law, the subject matter thereof shall not be disclosed to any person other than the parties to the proceedings, their counsel, witnesses, and experts, the arbitrator and if involved, the court and court staff.
- (d) Continuing Obligations. The rights and obligations of Employee and Employer set forth in Section 6 of this Agreement shall survive the termination of Employee's employment and the expiration of the Employment Term.

7. Notices.

Any notice under this Agreement must be in writing and shall be effective upon delivery by hand, upon facsimile transmission to the number provided below (if one is provided), or three (3) business days after deposit in the United States mail, postage prepaid, certified or registered and addressed to Employer at the address below or to Employee at the last known address maintained in Employee's personnel file. Employee shall be obligated to notify Employer in writing of any change in his address. Notice of change of address shall be effective only when done in accordance with this Section.

Employer's Notice Address:

Board of Directors
Inland Empire Utilities Agency
P.O. Box 9020
Chino Hills, CA 91709

8. Action by Employer.

All actions required or permitted to be taken under this Agreement by Employer, including without limitation, exercise of discretion, consents, waivers, and amendments to this Agreement, shall be made and authorized only by the Board of Directors. The failure of Employer to insist on strict compliance with any of the terms, covenants, or conditions of this Agreement by Employee shall not be deemed a waiver of that term, covenant, or condition, nor shall any waiver or relinquishment of any right or power at any one time or times be deemed a waiver or relinquishment of that right or power for all or any other times.

9. Integration.

This Agreement is intended to be the final, complete, and exclusive statement of the terms of Employee's employment by Employer. This Agreement supersedes all other prior and contemporaneous agreements and statements, whether written or oral, express or implied, pertaining in any manner to the employment of Employee by Employer, and it may not be contradicted by evidence of any prior or contemporaneous statement or agreements. To the extent that the practices, policies, or procedures of Employer now or in the future, apply to Employee and are inconsistent with the terms of this Agreement, the provisions of this Agreement shall control.

10. Amendments.

This Agreement may not be modified or amended except by a writing signed by each of the parties hereto. Failure to exercise any right under this Agreement shall not constitute a waiver of such right.

11. Assignment.

Neither party shall assign any rights or obligations under this Agreement.

12. Severability.

If a court or arbitrator holds any provision of this Agreement to be invalid, unenforceable, or void, the remainder of this Agreement shall remain in full force and effect.

13. Attorneys' Fees.

In any legal action, arbitration, or other proceeding brought to enforce or interpret the terms of this Agreement, the prevailing party shall be entitled to recover reasonable attorneys' fees and costs.

14. Governing Law.

This Agreement shall be governed by and construed in accordance with the law of the State of California.

15. Interpretation.

This Agreement shall be construed according to its fair meaning and any uncertainty or ambiguity contained herein shall not be interpreted against the party responsible for drafting this Agreement. The captions or sections and subsections of this Agreement are for reference only and are not to be construed in any way as a part of this Agreement.

\\
\\
\\
\\

16. **Employee Acknowledgement.**

Employee acknowledges that he has had the opportunity to consult legal counsel regarding this Agreement, that he has read and understands this Agreement, that he is fully aware of its legal effect, and that he has entered into it freely and voluntarily and based on his own judgment and not on any representations or promises other than those contained in this Agreement.

IN WITNESS WHEREOF, the parties hereto have caused this Agreement to be executed by their respective officers as of the date first written above.

EMPLOYER:

By: _____
MARCO TULE, President
Board of Directors
Inland Empire Utilities Agency

ATTEST:

By: _____
JASMIN A. HALL, Secretary
Inland Empire Utilities Agency

EMPLOYEE:

By: _____
Shivaji Deshmukh

\\\

\\\

\\\

\\\

\\\

\\\

\\\

\\\

**ACTION
ITEM**

2B

Date: February 15, 2023

To: The Honorable Board of Directors

Committee:

Staff Contact: Denise Garzaro, Board Secretary/Office Manager

Subject: Adoption of Resolution No. 2023-2-2, Amending the Agency's Salary Schedule/
Matrix for All Groups

Executive Summary:

California Code of Regulations (CCR) §570.5 establishes the requirement for California Public Employees' Retirement System (CalPERS) agencies to have a current, duly approved & adopted pay schedule by the agency's governing body. CalPERS employers may only report payrates, for purposes of calculating retirement benefits, that meet the definition of a Publicly Available Salary Schedule. Maintenance of the Agency's salary schedule falls under the responsibility of the HR Department, which includes presenting a revised comprehensive salary resolution to the Board of Directors as changes occur. The last salary schedule/matrix update for all the groups was approved by the Board on December 21, 2022.

There are compensation changes to the General Manager classification, amending rate of pay which coincides with an amendment to the employment contract of the General Manager effective February 15, 2023. In accordance with the employment contract, the amended salary shall be effective February 15, 2023.

Staff's Recommendation:

Adopt Resolution No. 2023-2-2, Amending the Agency's Salary Schedule/Matrix for all groups

Budget Impact *Budgeted (Y/N): Y Amendment (Y/N): Y Amount for Requested Approval:*

Account/Project Name:

Fiscal Impact (explain if not budgeted):

Funding is appropriated in the FY 21/22 and 22/23 biennial budget.

Prior Board Action:

On December 21, 2022, the Board of Directors adopted Resolution No. 2022-12-3, Amending the Agency's Salary Schedule/Matrix for all groups.

Environmental Determination:

Not Applicable

Business Goal:

Workplace Environment: IEUA is committed to providing a dynamic work environment with a highly skilled and dedicated workforce.

Attachments:

Attachment A - Resolution No. 2023-2-2, Amending the Agency's Salary Schedule/Matrix for all groups and Exhibit 1

RESOLUTION NO. 2023-2-2

RESOLUTION OF THE BOARD OF DIRECTORS OF THE INLAND EMPIRE UTILITIES AGENCY*, SAN BERNARDINO COUNTY, CALIFORNIA, APPROVING THE AMENDMENT OF THE AGENCY'S SALARY SCHEDULE/MATRIX

WHEREAS, the Agency has a compensation change as a result of an amendment to the employment contract for the General Manager, and

WHEREAS, the Agency now desires to update the salary and classification information to comply with the California Code of Regulations (CCR) §570.5, and

NOW, THEREFORE, the Board of Directors of the Inland Empire Utilities Agency* does hereby RESOLVE, DETERMINE AND ORDER as follows:

SECTION 1: The Agency's salary schedule/matrix is hereby adopted and set forth in Exhibit "1" this resolution.

SECTION 2: The salary information contained in Exhibit "1" shall be effective as of February 15, 2023.

ADOPTED the 15th day of February 2023.

Marco Tule
President of the Inland Empire
Utilities Agency* and of the
Board of Directors thereof

ATTEST:

Jasmin A. Hall
Secretary/Treasurer of the Inland Empire
Utilities Agency* and of the
Board of Directors thereof

*A Municipal Water District

STATE OF CALIFORNIA)
COUNTY OF) SS
SAN BERNARDINO)

I, Jasmin A. Hall, Secretary/Treasurer of the Inland Empire Utilities Agency*, DO
HEREBY CERTIFY that the foregoing Resolution being No. 2023-2-2, was adopted at a regular
Board Meeting on February 15, 2023, of said Agency by the following vote:

AYES:

NOES:

ABSTAIN:

ABSENT:

Jasmin A. Hall
Secretary/Treasurer of the Inland Empire
Utilities Agency* and of the
Board of Directors thereof

(SEAL)

*A Municipal Water District

Inland Empire Utilities Agency
Salary Matrix
Effective February 15, 2023
Adopted February 15, 2023

EXHIBIT 1

Classification Title	Salary Range	Unit	FLSA	Step	Hourly	Biweekly	Monthly	Annually
Accountant I	173	UN	Exempt	1	\$32.2520	\$2,580.16	\$5,590.35	\$67,084
				2	\$33.0582	\$2,644.66	\$5,730.10	\$68,761
				3	\$33.8851	\$2,710.81	\$5,873.43	\$70,481
				4	\$34.7318	\$2,778.55	\$6,020.20	\$72,242
				5	\$35.5996	\$2,847.97	\$6,170.61	\$74,047
				6	\$36.4904	\$2,919.24	\$6,325.02	\$75,900
				7	\$37.4020	\$2,992.16	\$6,483.02	\$77,796
				8	\$38.3375	\$3,067.00	\$6,645.17	\$79,742
				9	\$39.2962	\$3,143.70	\$6,811.35	\$81,736
Accountant II	175	PR	Exempt	1	\$35.5529	\$2,844.24	\$6,162.52	\$73,950
				2	\$36.4419	\$2,915.36	\$6,316.62	\$75,799
				3	\$37.3525	\$2,988.20	\$6,474.44	\$77,693
				4	\$38.2866	\$3,062.93	\$6,636.35	\$79,636
				5	\$39.2438	\$3,139.51	\$6,802.28	\$81,627
				6	\$40.2246	\$3,217.97	\$6,972.27	\$83,667
				7	\$41.2303	\$3,298.43	\$7,146.60	\$85,759
				8	\$42.2611	\$3,380.89	\$7,325.27	\$87,903
				9	\$43.3178	\$3,465.43	\$7,508.44	\$90,101
Accounting Supervisor	185	SU	Exempt	1	\$57.9068	\$4,632.55	\$10,037.20	\$120,446
				2	\$59.3549	\$4,748.40	\$10,288.20	\$123,458
				3	\$60.8385	\$4,867.08	\$10,545.34	\$126,544
				4	\$62.3592	\$4,988.74	\$10,808.94	\$129,707
				5	\$63.9183	\$5,113.47	\$11,079.19	\$132,950
				6	\$65.5164	\$5,241.32	\$11,356.20	\$136,274
				7	\$67.1539	\$5,372.32	\$11,640.03	\$139,680
				8	\$68.8332	\$5,506.66	\$11,931.10	\$143,173
				9	\$70.5539	\$5,644.32	\$12,229.36	\$146,752
Accounting Technician I	170	GU	Non-exempt	1	\$27.8606	\$2,228.85	\$4,829.18	\$57,950
				2	\$28.5577	\$2,284.62	\$4,950.01	\$59,400
				3	\$29.2717	\$2,341.74	\$5,073.77	\$60,885
				4	\$30.0029	\$2,400.24	\$5,200.52	\$62,406
				5	\$30.7534	\$2,460.28	\$5,330.61	\$63,967
				6	\$31.5222	\$2,521.78	\$5,463.86	\$65,566
				7	\$32.3101	\$2,584.81	\$5,600.43	\$67,205
				8	\$33.1178	\$2,649.43	\$5,740.44	\$68,885
				9	\$33.9457	\$2,715.66	\$5,883.93	\$70,607
Accounting Technician II	173	GU	Non-exempt	1	\$32.2520	\$2,580.16	\$5,590.35	\$67,084
				2	\$33.0582	\$2,644.66	\$5,730.10	\$68,761
				3	\$33.8851	\$2,710.81	\$5,873.43	\$70,481
				4	\$34.7318	\$2,778.55	\$6,020.20	\$72,242
				5	\$35.5996	\$2,847.97	\$6,170.61	\$74,047
				6	\$36.4904	\$2,919.24	\$6,325.02	\$75,900
				7	\$37.4020	\$2,992.16	\$6,483.02	\$77,796
				8	\$38.3375	\$3,067.00	\$6,645.17	\$79,742
				9	\$39.2962	\$3,143.70	\$6,811.35	\$81,736
Administrative Assistant I	171	GU	Non-exempt	1	\$29.2539	\$2,340.32	\$5,070.70	\$60,848

Inland Empire Utilities Agency
Salary Matrix
Effective February 15, 2023
Adopted February 15, 2023

EXHIBIT 1

Classification Title	Salary Range	Unit	FLSA	Step	Hourly	Biweekly	Monthly	Annually
Administrative Assistant I	171	GU	Non-exempt	2	\$29.9851	\$2,398.81	\$5,197.43	\$62,369
				3	\$30.7347	\$2,458.78	\$5,327.36	\$63,928
				4	\$31.5029	\$2,520.24	\$5,460.52	\$65,526
				5	\$32.2914	\$2,583.32	\$5,597.20	\$67,166
				6	\$33.0981	\$2,647.85	\$5,737.01	\$68,844
				7	\$33.9260	\$2,714.08	\$5,880.51	\$70,566
				8	\$34.7736	\$2,781.89	\$6,027.43	\$72,329
				9	\$35.6433	\$2,851.47	\$6,178.19	\$74,138
Administrative Assistant I (confidential)	171	UN	Non-exempt	1	\$29.2539	\$2,340.32	\$5,070.70	\$60,848
				2	\$29.9851	\$2,398.81	\$5,197.43	\$62,369
				3	\$30.7347	\$2,458.78	\$5,327.36	\$63,928
				4	\$31.5029	\$2,520.24	\$5,460.52	\$65,526
				5	\$32.2914	\$2,583.32	\$5,597.20	\$67,166
				6	\$33.0981	\$2,647.85	\$5,737.01	\$68,844
				7	\$33.9260	\$2,714.08	\$5,880.51	\$70,566
				8	\$34.7736	\$2,781.89	\$6,027.43	\$72,329
Administrative Assistant II	174	PR	Non-exempt	9	\$35.6433	\$2,851.47	\$6,178.19	\$74,138
				1	\$33.8621	\$2,708.97	\$5,869.44	\$70,433
				2	\$34.7087	\$2,776.70	\$6,016.19	\$72,194
				3	\$35.5765	\$2,846.12	\$6,166.60	\$73,999
				4	\$36.4659	\$2,917.28	\$6,320.78	\$75,849
				5	\$37.3775	\$2,990.20	\$6,478.77	\$77,745
				6	\$38.3121	\$3,064.97	\$6,640.77	\$79,689
				7	\$39.2698	\$3,141.59	\$6,806.78	\$81,681
Administrative Assistant II (confidential)	174	UN	Non-exempt	8	\$40.2515	\$3,220.12	\$6,976.93	\$83,723
				9	\$41.2577	\$3,300.62	\$7,151.35	\$85,816
				1	\$33.8621	\$2,708.97	\$5,869.44	\$70,433
				2	\$34.7087	\$2,776.70	\$6,016.19	\$72,194
				3	\$35.5765	\$2,846.12	\$6,166.60	\$73,999
				4	\$36.4659	\$2,917.28	\$6,320.78	\$75,849
				5	\$37.3775	\$2,990.20	\$6,478.77	\$77,745
				6	\$38.3121	\$3,064.97	\$6,640.77	\$79,689
Assistant Engineer	179	UN	Exempt	7	\$39.2698	\$3,141.59	\$6,806.78	\$81,681
				8	\$40.2515	\$3,220.12	\$6,976.93	\$83,723
				9	\$41.2577	\$3,300.62	\$7,151.35	\$85,816
				1	\$43.2145	\$3,457.16	\$7,490.52	\$89,886
				2	\$44.2952	\$3,543.62	\$7,677.85	\$92,134
				3	\$45.4025	\$3,632.20	\$7,869.77	\$94,437
				4	\$46.5375	\$3,723.00	\$8,066.50	\$96,798
				5	\$47.7005	\$3,816.04	\$8,268.09	\$99,217
Assistant General Manager	197	EX	Exempt	6	\$48.8933	\$3,911.47	\$8,474.86	\$101,698
				7	\$50.1159	\$4,009.28	\$8,686.78	\$104,241
				8	\$51.3688	\$4,109.51	\$8,903.94	\$106,847
				9	\$52.6525	\$4,212.20	\$9,126.44	\$109,517
				1	\$103.9875	\$8,319.00	\$18,024.50	\$216,294
				2	\$106.5875	\$8,527.00	\$18,475.17	\$221,702

Inland Empire Utilities Agency

EXHIBIT 1

Salary Matrix

Effective February 15, 2023

Adopted February 15, 2023

Classification Title	Salary Range	Unit	FLSA	Step	Hourly	Biweekly	Monthly	Annually
Assistant General Manager	197	EX	Exempt	3	\$109.2520	\$8,740.16	\$18,937.02	\$227,244
				4	\$111.9837	\$8,958.70	\$19,410.52	\$232,926
				5	\$114.7827	\$9,182.62	\$19,895.68	\$238,748
				6	\$117.6529	\$9,412.24	\$20,393.19	\$244,718
				7	\$120.5938	\$9,647.51	\$20,902.94	\$250,835
				8	\$123.6087	\$9,888.70	\$21,425.52	\$257,106
				9	\$126.6991	\$10,135.93	\$21,961.19	\$263,534
Associate Engineer	182	UN	Exempt	1	\$50.0236	\$4,001.89	\$8,670.77	\$104,049
				2	\$51.2736	\$4,101.89	\$8,887.43	\$106,649
				3	\$52.5558	\$4,204.47	\$9,109.69	\$109,316
				4	\$53.8693	\$4,309.55	\$9,337.36	\$112,048
				5	\$55.2164	\$4,417.32	\$9,570.86	\$114,850
				6	\$56.5962	\$4,527.70	\$9,810.02	\$117,720
				7	\$58.0116	\$4,640.93	\$10,055.35	\$120,664
Biologist	181	LB	Exempt	8	\$59.4621	\$4,756.97	\$10,306.77	\$123,681
				9	\$60.9481	\$4,875.85	\$10,564.35	\$126,772
				1	\$47.6414	\$3,811.32	\$8,257.86	\$99,094
				2	\$48.8323	\$3,906.59	\$8,464.28	\$101,571
				3	\$50.0529	\$4,004.24	\$8,675.86	\$104,110
				4	\$51.3044	\$4,104.36	\$8,892.78	\$106,713
				5	\$52.5861	\$4,206.89	\$9,114.93	\$109,379
Board Secretary/Office Manager	190	UN	Exempt	6	\$53.9015	\$4,312.12	\$9,342.93	\$112,115
				7	\$55.2491	\$4,419.93	\$9,576.52	\$114,918
				8	\$56.6299	\$4,530.40	\$9,815.87	\$117,790
				9	\$58.0462	\$4,643.70	\$10,061.35	\$120,736
				1	\$73.9015	\$5,912.12	\$12,809.60	\$153,715
				2	\$75.7496	\$6,059.97	\$13,129.94	\$157,559
				3	\$77.6424	\$6,211.40	\$13,458.04	\$161,496
Budget Officer	186	UN	Exempt	4	\$79.5837	\$6,366.70	\$13,794.52	\$165,534
				5	\$81.5731	\$6,525.85	\$14,139.35	\$169,672
				6	\$83.6125	\$6,689.00	\$14,492.84	\$173,914
				7	\$85.7029	\$6,856.24	\$14,855.19	\$178,262
				8	\$87.8452	\$7,027.62	\$15,226.51	\$182,718
				9	\$90.0419	\$7,203.36	\$15,607.28	\$187,287
				1	\$60.8039	\$4,864.32	\$10,539.36	\$126,472
Business Systems Analyst I	179	PR	Exempt	2	\$62.3241	\$4,985.93	\$10,802.85	\$129,634
				3	\$63.8823	\$5,110.59	\$11,072.95	\$132,875
				4	\$65.4794	\$5,238.36	\$11,349.78	\$136,197
				5	\$67.1164	\$5,369.32	\$11,633.53	\$139,602
				6	\$68.7943	\$5,503.55	\$11,924.36	\$143,092
				7	\$70.5140	\$5,641.12	\$12,222.43	\$146,669
				8	\$72.2770	\$5,782.16	\$12,528.02	\$150,336
				9	\$74.0837	\$5,926.70	\$12,841.19	\$154,094
				1	\$43.2145	\$3,457.16	\$7,490.52	\$89,886
				2	\$44.2952	\$3,543.62	\$7,677.85	\$92,134
				3	\$45.4025	\$3,632.20	\$7,869.77	\$94,437

Inland Empire Utilities Agency
Salary Matrix
Effective February 15, 2023
Adopted February 15, 2023

EXHIBIT 1

Classification Title	Salary Range	Unit	FLSA	Step	Hourly	Biweekly	Monthly	Annually
Business Systems Analyst I	179	PR	Exempt	4	\$46.5375	\$3,723.00	\$8,066.50	\$96,798
				5	\$47.7005	\$3,816.04	\$8,268.09	\$99,217
				6	\$48.8933	\$3,911.47	\$8,474.86	\$101,698
				7	\$50.1159	\$4,009.28	\$8,686.78	\$104,241
				8	\$51.3688	\$4,109.51	\$8,903.94	\$106,847
				9	\$52.6525	\$4,212.20	\$9,126.44	\$109,517
Business Systems Analyst II	181	PR	Exempt	1	\$47.6414	\$3,811.32	\$8,257.86	\$99,094
				2	\$48.8323	\$3,906.59	\$8,464.28	\$101,571
				3	\$50.0529	\$4,004.24	\$8,675.86	\$104,110
				4	\$51.3044	\$4,104.36	\$8,892.78	\$106,713
				5	\$52.5861	\$4,206.89	\$9,114.93	\$109,379
				6	\$53.9015	\$4,312.12	\$9,342.93	\$112,115
				7	\$55.2491	\$4,419.93	\$9,576.52	\$114,918
				8	\$56.6299	\$4,530.40	\$9,815.87	\$117,790
				9	\$58.0462	\$4,643.70	\$10,061.35	\$120,736
Business Systems Supervisor	185	SU	Exempt	1	\$57.9068	\$4,632.55	\$10,037.20	\$120,446
				2	\$59.3549	\$4,748.40	\$10,288.20	\$123,458
				3	\$60.8385	\$4,867.08	\$10,545.34	\$126,544
				4	\$62.3592	\$4,988.74	\$10,808.94	\$129,707
				5	\$63.9183	\$5,113.47	\$11,079.19	\$132,950
				6	\$65.5164	\$5,241.32	\$11,356.20	\$136,274
				7	\$67.1539	\$5,372.32	\$11,640.03	\$139,680
				8	\$68.8332	\$5,506.66	\$11,931.10	\$143,173
				9	\$70.5539	\$5,644.32	\$12,229.36	\$146,752
CAD Designer	178	UN	Non-exempt	1	\$41.1553	\$3,292.43	\$7,133.60	\$85,603
				2	\$42.1842	\$3,374.74	\$7,311.94	\$87,743
				3	\$43.2390	\$3,459.12	\$7,494.76	\$89,937
				4	\$44.3193	\$3,545.55	\$7,682.03	\$92,184
				5	\$45.4279	\$3,634.24	\$7,874.19	\$94,490
				6	\$46.5630	\$3,725.04	\$8,070.92	\$96,851
				7	\$47.7275	\$3,818.20	\$8,272.77	\$99,273
				8	\$48.9207	\$3,913.66	\$8,479.60	\$101,755
				9	\$50.1433	\$4,011.47	\$8,691.52	\$104,298
Chemist	181	LB	Exempt	1	\$47.6414	\$3,811.32	\$8,257.86	\$99,094
				2	\$48.8323	\$3,906.59	\$8,464.28	\$101,571
				3	\$50.0529	\$4,004.24	\$8,675.86	\$104,110
				4	\$51.3044	\$4,104.36	\$8,892.78	\$106,713
				5	\$52.5861	\$4,206.89	\$9,114.93	\$109,379
				6	\$53.9015	\$4,312.12	\$9,342.93	\$112,115
				7	\$55.2491	\$4,419.93	\$9,576.52	\$114,918
				8	\$56.6299	\$4,530.40	\$9,815.87	\$117,790
				9	\$58.0462	\$4,643.70	\$10,061.35	\$120,736
Chino Basin Program Manager	188	UN	Exempt	1	\$67.0318	\$5,362.55	\$11,618.86	\$139,426
				2	\$68.7082	\$5,496.66	\$11,909.43	\$142,913
				3	\$70.4260	\$5,634.08	\$12,207.18	\$146,486
				4	\$72.1861	\$5,774.89	\$12,512.27	\$150,147

Inland Empire Utilities Agency

EXHIBIT 1

Salary Matrix

Effective February 15, 2023

Adopted February 15, 2023

Classification Title	Salary Range	Unit	FLSA	Step	Hourly	Biweekly	Monthly	Annually
Chino Basin Program Manager	188	UN	Exempt	5	\$73.9909	\$5,919.28	\$12,825.11	\$153,901
				6	\$75.8404	\$6,067.24	\$13,145.69	\$157,748
				7	\$77.7371	\$6,218.97	\$13,474.44	\$161,693
				8	\$79.6803	\$6,374.43	\$13,811.27	\$165,735
				9	\$81.6722	\$6,533.78	\$14,156.53	\$169,878
Collection System Operator I	171	GU	Non-exempt	1	\$29.2539	\$2,340.32	\$5,070.70	\$60,848
				2	\$29.9851	\$2,398.81	\$5,197.43	\$62,369
				3	\$30.7347	\$2,458.78	\$5,327.36	\$63,928
				4	\$31.5029	\$2,520.24	\$5,460.52	\$65,526
				5	\$32.2914	\$2,583.32	\$5,597.20	\$67,166
				6	\$33.0981	\$2,647.85	\$5,737.01	\$68,844
				7	\$33.9260	\$2,714.08	\$5,880.51	\$70,566
				8	\$34.7736	\$2,781.89	\$6,027.43	\$72,329
				9	\$35.6433	\$2,851.47	\$6,178.19	\$74,138
Collection System Operator II	175	GU	Non-exempt	1	\$35.5529	\$2,844.24	\$6,162.52	\$73,950
				2	\$36.4419	\$2,915.36	\$6,316.62	\$75,799
				3	\$37.3525	\$2,988.20	\$6,474.44	\$77,693
				4	\$38.2866	\$3,062.93	\$6,636.35	\$79,636
				5	\$39.2438	\$3,139.51	\$6,802.28	\$81,627
				6	\$40.2246	\$3,217.97	\$6,972.27	\$83,667
				7	\$41.2303	\$3,298.43	\$7,146.60	\$85,759
				8	\$42.2611	\$3,380.89	\$7,325.27	\$87,903
				9	\$43.3178	\$3,465.43	\$7,508.44	\$90,101
Collection System Operator III	177	GU	Non-exempt	1	\$39.1967	\$3,135.74	\$6,794.11	\$81,529
				2	\$40.1775	\$3,214.20	\$6,964.10	\$83,569
				3	\$41.1813	\$3,294.51	\$7,138.11	\$85,657
				4	\$42.2111	\$3,376.89	\$7,316.60	\$87,799
				5	\$43.2664	\$3,461.32	\$7,499.53	\$89,994
				6	\$44.3476	\$3,547.81	\$7,686.93	\$92,243
				7	\$45.4563	\$3,636.51	\$7,879.11	\$94,549
				8	\$46.5928	\$3,727.43	\$8,076.10	\$96,913
				9	\$47.7577	\$3,820.62	\$8,278.01	\$99,336
Collection System Supervisor	185	SU	Exempt	1	\$57.9068	\$4,632.55	\$10,037.20	\$120,446
				2	\$59.3549	\$4,748.40	\$10,288.20	\$123,458
				3	\$60.8385	\$4,867.08	\$10,545.34	\$126,544
				4	\$62.3592	\$4,988.74	\$10,808.94	\$129,707
				5	\$63.9183	\$5,113.47	\$11,079.19	\$132,950
				6	\$65.5164	\$5,241.32	\$11,356.20	\$136,274
				7	\$67.1539	\$5,372.32	\$11,640.03	\$139,680
				8	\$68.8332	\$5,506.66	\$11,931.10	\$143,173
				9	\$70.5539	\$5,644.32	\$12,229.36	\$146,752
Communications Officer	186	UN	Exempt	1	\$60.8039	\$4,864.32	\$10,539.36	\$126,472
				2	\$62.3241	\$4,985.93	\$10,802.85	\$129,634
				3	\$63.8823	\$5,110.59	\$11,072.95	\$132,875
				4	\$65.4794	\$5,238.36	\$11,349.78	\$136,197
				5	\$67.1164	\$5,369.32	\$11,633.53	\$139,602

Inland Empire Utilities Agency

EXHIBIT 1

Salary Matrix

Effective February 15, 2023

Adopted February 15, 2023

Classification Title	Salary Range	Unit	FLSA	Step	Hourly	Biweekly	Monthly	Annually
Communications Officer	186	UN	Exempt	6	\$68.7943	\$5,503.55	\$11,924.36	\$143,092
				7	\$70.5140	\$5,641.12	\$12,222.43	\$146,669
				8	\$72.2770	\$5,782.16	\$12,528.02	\$150,336
				9	\$74.0837	\$5,926.70	\$12,841.19	\$154,094
Communications Officer (Y-Rated; Hired Before 1/23/2022)	206	UN	Exempt	1	\$85.2866	\$6,822.93	\$14,783.02	\$177,396
Compost Facility Supervisor	185	SU	Exempt	1	\$57.9068	\$4,632.55	\$10,037.20	\$120,446
				2	\$59.3549	\$4,748.40	\$10,288.20	\$123,458
				3	\$60.8385	\$4,867.08	\$10,545.34	\$126,544
				4	\$62.3592	\$4,988.74	\$10,808.94	\$129,707
				5	\$63.9183	\$5,113.47	\$11,079.19	\$132,950
				6	\$65.5164	\$5,241.32	\$11,356.20	\$136,274
				7	\$67.1539	\$5,372.32	\$11,640.03	\$139,680
				8	\$68.8332	\$5,506.66	\$11,931.10	\$143,173
				9	\$70.5539	\$5,644.32	\$12,229.36	\$146,752
Compost Operator	174	GU	Non-exempt	1	\$33.8621	\$2,708.97	\$5,869.44	\$70,433
				2	\$34.7087	\$2,776.70	\$6,016.19	\$72,194
				3	\$35.5765	\$2,846.12	\$6,166.60	\$73,999
				4	\$36.4659	\$2,917.28	\$6,320.78	\$75,849
				5	\$37.3775	\$2,990.20	\$6,478.77	\$77,745
				6	\$38.3121	\$3,064.97	\$6,640.77	\$79,689
				7	\$39.2698	\$3,141.59	\$6,806.78	\$81,681
				8	\$40.2515	\$3,220.12	\$6,976.93	\$83,723
				9	\$41.2577	\$3,300.62	\$7,151.35	\$85,816
Compost Sales Representative	181	PR	Exempt	1	\$47.6414	\$3,811.32	\$8,257.86	\$99,094
				2	\$48.8323	\$3,906.59	\$8,464.28	\$101,571
				3	\$50.0529	\$4,004.24	\$8,675.86	\$104,110
				4	\$51.3044	\$4,104.36	\$8,892.78	\$106,713
				5	\$52.5861	\$4,206.89	\$9,114.93	\$109,379
				6	\$53.9015	\$4,312.12	\$9,342.93	\$112,115
				7	\$55.2491	\$4,419.93	\$9,576.52	\$114,918
				8	\$56.6299	\$4,530.40	\$9,815.87	\$117,790
				9	\$58.0462	\$4,643.70	\$10,061.35	\$120,736
Compost Worker	170	GU	Non-exempt	1	\$27.8606	\$2,228.85	\$4,829.18	\$57,950
				2	\$28.5577	\$2,284.62	\$4,950.01	\$59,400
				3	\$29.2717	\$2,341.74	\$5,073.77	\$60,885
				4	\$30.0029	\$2,400.24	\$5,200.52	\$62,406
				5	\$30.7534	\$2,460.28	\$5,330.61	\$63,967
				6	\$31.5222	\$2,521.78	\$5,463.86	\$65,566
				7	\$32.3101	\$2,584.81	\$5,600.43	\$67,205
				8	\$33.1178	\$2,649.43	\$5,740.44	\$68,885
				9	\$33.9457	\$2,715.66	\$5,883.93	\$70,607
Construction Project Inspector	180	UN	Non-exempt	1	\$45.3746	\$3,629.97	\$7,864.94	\$94,379
				2	\$46.5092	\$3,720.74	\$8,061.61	\$96,739
				3	\$47.6722	\$3,813.78	\$8,263.19	\$99,158

Inland Empire Utilities Agency
Salary Matrix
Effective February 15, 2023
Adopted February 15, 2023

EXHIBIT 1

Classification Title	Salary Range	Unit	FLSA	Step	Hourly	Biweekly	Monthly	Annually
Construction Project Inspector	180	UN	Non-exempt	4	\$48.8640	\$3,909.12	\$8,469.76	\$101,637
				5	\$50.0851	\$4,006.81	\$8,681.43	\$104,177
				6	\$51.3375	\$4,107.00	\$8,898.50	\$106,782
				7	\$52.6207	\$4,209.66	\$9,120.93	\$109,451
				8	\$53.9361	\$4,314.89	\$9,348.93	\$112,187
				9	\$55.2847	\$4,422.78	\$9,582.69	\$114,992
Contracts Administrator I	177	PR	Exempt	1	\$39.1967	\$3,135.74	\$6,794.11	\$81,529
				2	\$40.1775	\$3,214.20	\$6,964.10	\$83,569
				3	\$41.1813	\$3,294.51	\$7,138.11	\$85,657
				4	\$42.2111	\$3,376.89	\$7,316.60	\$87,799
				5	\$43.2664	\$3,461.32	\$7,499.53	\$89,994
				6	\$44.3476	\$3,547.81	\$7,686.93	\$92,243
				7	\$45.4563	\$3,636.51	\$7,879.11	\$94,549
				8	\$46.5928	\$3,727.43	\$8,076.10	\$96,913
				9	\$47.7577	\$3,820.62	\$8,278.01	\$99,336
Contracts Administrator II	180	PR	Exempt	1	\$45.3746	\$3,629.97	\$7,864.94	\$94,379
				2	\$46.5092	\$3,720.74	\$8,061.61	\$96,739
				3	\$47.6722	\$3,813.78	\$8,263.19	\$99,158
				4	\$48.8640	\$3,909.12	\$8,469.76	\$101,637
				5	\$50.0851	\$4,006.81	\$8,681.43	\$104,177
				6	\$51.3375	\$4,107.00	\$8,898.50	\$106,782
				7	\$52.6207	\$4,209.66	\$9,120.93	\$109,451
				8	\$53.9361	\$4,314.89	\$9,348.93	\$112,187
				9	\$55.2847	\$4,422.78	\$9,582.69	\$114,992
Contracts and Procurement Supervisor	185	SU	Exempt	1	\$57.9068	\$4,632.55	\$10,037.20	\$120,446
				2	\$59.3549	\$4,748.40	\$10,288.20	\$123,458
				3	\$60.8385	\$4,867.08	\$10,545.34	\$126,544
				4	\$62.3592	\$4,988.74	\$10,808.94	\$129,707
				5	\$63.9183	\$5,113.47	\$11,079.19	\$132,950
				6	\$65.5164	\$5,241.32	\$11,356.20	\$136,274
				7	\$67.1539	\$5,372.32	\$11,640.03	\$139,680
				8	\$68.8332	\$5,506.66	\$11,931.10	\$143,173
				9	\$70.5539	\$5,644.32	\$12,229.36	\$146,752
Control Systems Analyst I	180	GU	Non-exempt	1	\$45.3746	\$3,629.97	\$7,864.94	\$94,379
				2	\$46.5092	\$3,720.74	\$8,061.61	\$96,739
				3	\$47.6722	\$3,813.78	\$8,263.19	\$99,158
				4	\$48.8640	\$3,909.12	\$8,469.76	\$101,637
				5	\$50.0851	\$4,006.81	\$8,681.43	\$104,177
				6	\$51.3375	\$4,107.00	\$8,898.50	\$106,782
				7	\$52.6207	\$4,209.66	\$9,120.93	\$109,451
				8	\$53.9361	\$4,314.89	\$9,348.93	\$112,187
				9	\$55.2847	\$4,422.78	\$9,582.69	\$114,992
Control Systems Analyst II	182	GU	Non-exempt	1	\$50.0236	\$4,001.89	\$8,670.77	\$104,049
				2	\$51.2736	\$4,101.89	\$8,887.43	\$106,649
				3	\$52.5558	\$4,204.47	\$9,109.69	\$109,316
				4	\$53.8693	\$4,309.55	\$9,337.36	\$112,048

Inland Empire Utilities Agency
Salary Matrix
Effective February 15, 2023
Adopted February 15, 2023

EXHIBIT 1

Classification Title	Salary Range	Unit	FLSA	Step	Hourly	Biweekly	Monthly	Annually
Control Systems Analyst II	182	GU	Non-exempt	5	\$55.2164	\$4,417.32	\$9,570.86	\$114,850
				6	\$56.5962	\$4,527.70	\$9,810.02	\$117,720
				7	\$58.0116	\$4,640.93	\$10,055.35	\$120,664
				8	\$59.4621	\$4,756.97	\$10,306.77	\$123,681
				9	\$60.9481	\$4,875.85	\$10,564.35	\$126,772
Controller	190	UN	Exempt	1	\$73.9015	\$5,912.12	\$12,809.60	\$153,715
				2	\$75.7496	\$6,059.97	\$13,129.94	\$157,559
				3	\$77.6424	\$6,211.40	\$13,458.04	\$161,496
				4	\$79.5837	\$6,366.70	\$13,794.52	\$165,534
				5	\$81.5731	\$6,525.85	\$14,139.35	\$169,672
				6	\$83.6125	\$6,689.00	\$14,492.84	\$173,914
				7	\$85.7029	\$6,856.24	\$14,855.19	\$178,262
				8	\$87.8452	\$7,027.62	\$15,226.51	\$182,718
				9	\$90.0419	\$7,203.36	\$15,607.28	\$187,287
Deputy General Manager	199	EX	Exempt	1	\$117.3779	\$9,390.24	\$20,345.52	\$244,146
				2	\$120.3121	\$9,624.97	\$20,854.11	\$250,249
				3	\$123.3207	\$9,865.66	\$21,375.60	\$256,507
				4	\$126.4029	\$10,112.24	\$21,909.86	\$262,918
				5	\$129.5635	\$10,365.08	\$22,457.68	\$269,492
				6	\$132.8025	\$10,624.20	\$23,019.10	\$276,229
				7	\$136.1226	\$10,889.81	\$23,594.59	\$283,135
				8	\$139.5255	\$11,162.04	\$24,184.42	\$290,213
				9	\$143.0135	\$11,441.08	\$24,789.01	\$297,468
Deputy Manager of Maintenance	188	UN	Exempt	1	\$67.0318	\$5,362.55	\$11,618.86	\$139,426
				2	\$68.7082	\$5,496.66	\$11,909.43	\$142,913
				3	\$70.4260	\$5,634.08	\$12,207.18	\$146,486
				4	\$72.1861	\$5,774.89	\$12,512.27	\$150,147
				5	\$73.9909	\$5,919.28	\$12,825.11	\$153,901
				6	\$75.8404	\$6,067.24	\$13,145.69	\$157,748
				7	\$77.7371	\$6,218.97	\$13,474.44	\$161,693
				8	\$79.6803	\$6,374.43	\$13,811.27	\$165,735
				9	\$81.6722	\$6,533.78	\$14,156.53	\$169,878
Deputy Manager of Operations	188	UN	Exempt	1	\$67.0318	\$5,362.55	\$11,618.86	\$139,426
				2	\$68.7082	\$5,496.66	\$11,909.43	\$142,913
				3	\$70.4260	\$5,634.08	\$12,207.18	\$146,486
				4	\$72.1861	\$5,774.89	\$12,512.27	\$150,147
				5	\$73.9909	\$5,919.28	\$12,825.11	\$153,901
				6	\$75.8404	\$6,067.24	\$13,145.69	\$157,748
				7	\$77.7371	\$6,218.97	\$13,474.44	\$161,693
				8	\$79.6803	\$6,374.43	\$13,811.27	\$165,735
				9	\$81.6722	\$6,533.78	\$14,156.53	\$169,878
Director of Engineering	195	UN	Exempt	1	\$94.3222	\$7,545.78	\$16,349.19	\$196,190
				2	\$96.6808	\$7,734.47	\$16,758.02	\$201,096
				3	\$99.0976	\$7,927.81	\$17,176.93	\$206,123
				4	\$101.5750	\$8,126.00	\$17,606.34	\$211,276
				5	\$104.1140	\$8,329.12	\$18,046.43	\$216,557

Inland Empire Utilities Agency

EXHIBIT 1

Salary Matrix

Effective February 15, 2023

Adopted February 15, 2023

Classification Title	Salary Range	Unit	FLSA	Step	Hourly	Biweekly	Monthly	Annually
Director of Engineering	195	UN	Exempt	6	\$106.7174	\$8,537.40	\$18,497.70	\$221,972
				7	\$109.3847	\$8,750.78	\$18,960.03	\$227,520
				8	\$112.1198	\$8,969.59	\$19,434.12	\$233,209
				9	\$114.9226	\$9,193.81	\$19,919.93	\$239,039
Director of External and Government Affairs	193	UN	Exempt	1	\$85.5500	\$6,844.00	\$14,828.67	\$177,944
				2	\$87.6890	\$7,015.12	\$15,199.43	\$182,393
				3	\$89.8813	\$7,190.51	\$15,579.44	\$186,953
				4	\$92.1284	\$7,370.28	\$15,968.94	\$191,627
				5	\$94.4318	\$7,554.55	\$16,368.20	\$196,418
				6	\$96.7924	\$7,743.40	\$16,777.37	\$201,328
				7	\$99.2121	\$7,936.97	\$17,196.77	\$206,361
				8	\$101.6924	\$8,135.40	\$17,626.70	\$211,520
				9	\$104.2347	\$8,338.78	\$18,067.36	\$216,808
Director of Finance	195	UN	Exempt	1	\$94.3222	\$7,545.78	\$16,349.19	\$196,190
				2	\$96.6808	\$7,734.47	\$16,758.02	\$201,096
				3	\$99.0976	\$7,927.81	\$17,176.93	\$206,123
				4	\$101.5750	\$8,126.00	\$17,606.34	\$211,276
				5	\$104.1140	\$8,329.12	\$18,046.43	\$216,557
				6	\$106.7174	\$8,537.40	\$18,497.70	\$221,972
				7	\$109.3847	\$8,750.78	\$18,960.03	\$227,520
				8	\$112.1198	\$8,969.59	\$19,434.12	\$233,209
				9	\$114.9226	\$9,193.81	\$19,919.93	\$239,039
Director of Finance (Y-Rated; Hired Before 1/23/2022)	208	UN	Exempt	1	\$117.1515	\$9,372.12	\$20,306.26	\$243,675
Director of Human Resources	194	UN	Exempt	1	\$89.8308	\$7,186.47	\$15,570.69	\$186,848
				2	\$92.0760	\$7,366.08	\$15,959.84	\$191,518
				3	\$94.3784	\$7,550.28	\$16,358.94	\$196,307
				4	\$96.7371	\$7,738.97	\$16,767.77	\$201,213
				5	\$99.1563	\$7,932.51	\$17,187.11	\$206,245
				6	\$101.6347	\$8,130.78	\$17,616.69	\$211,400
				7	\$104.1760	\$8,334.08	\$18,057.18	\$216,686
				8	\$106.7799	\$8,542.40	\$18,508.54	\$222,102
				9	\$109.4496	\$8,755.97	\$18,971.27	\$227,655
Director of Information Technology	194	UN	Exempt	1	\$89.8308	\$7,186.47	\$15,570.69	\$186,848
				2	\$92.0760	\$7,366.08	\$15,959.84	\$191,518
				3	\$94.3784	\$7,550.28	\$16,358.94	\$196,307
				4	\$96.7371	\$7,738.97	\$16,767.77	\$201,213
				5	\$99.1563	\$7,932.51	\$17,187.11	\$206,245
				6	\$101.6347	\$8,130.78	\$17,616.69	\$211,400
				7	\$104.1760	\$8,334.08	\$18,057.18	\$216,686
				8	\$106.7799	\$8,542.40	\$18,508.54	\$222,102
				9	\$109.4496	\$8,755.97	\$18,971.27	\$227,655
Director of Operations and Maintenance	195	UN	Exempt	1	\$94.3222	\$7,545.78	\$16,349.19	\$196,190
				2	\$96.6808	\$7,734.47	\$16,758.02	\$201,096
				3	\$99.0976	\$7,927.81	\$17,176.93	\$206,123

Inland Empire Utilities Agency
Salary Matrix
Effective February 15, 2023
Adopted February 15, 2023

EXHIBIT 1

Classification Title	Salary Range	Unit	FLSA	Step	Hourly	Biweekly	Monthly	Annually
Director of Operations and Maintenance	195	UN	Exempt	4	\$101.5750	\$8,126.00	\$17,606.34	\$211,276
				5	\$104.1140	\$8,329.12	\$18,046.43	\$216,557
				6	\$106.7174	\$8,537.40	\$18,497.70	\$221,972
				7	\$109.3847	\$8,750.78	\$18,960.03	\$227,520
				8	\$112.1198	\$8,969.59	\$19,434.12	\$233,209
				9	\$114.9226	\$9,193.81	\$19,919.93	\$239,039
Director of Operations and Maintenance (Y-Rated; Hired Before 1/23/2022)	208	UN	Exempt	1	\$117.1515	\$9,372.12	\$20,306.26	\$243,675
Director of Planning and Resources	195	UN	Exempt	1	\$94.3222	\$7,545.78	\$16,349.19	\$196,190
				2	\$96.6808	\$7,734.47	\$16,758.02	\$201,096
				3	\$99.0976	\$7,927.81	\$17,176.93	\$206,123
				4	\$101.5750	\$8,126.00	\$17,606.34	\$211,276
				5	\$104.1140	\$8,329.12	\$18,046.43	\$216,557
				6	\$106.7174	\$8,537.40	\$18,497.70	\$221,972
				7	\$109.3847	\$8,750.78	\$18,960.03	\$227,520
				8	\$112.1198	\$8,969.59	\$19,434.12	\$233,209
				9	\$114.9226	\$9,193.81	\$19,919.93	\$239,039
Electrical & Instrumentation Technician I	176	GU	Non-exempt	1	\$37.3294	\$2,986.36	\$6,470.45	\$77,645
				2	\$38.2630	\$3,061.04	\$6,632.26	\$79,587
				3	\$39.2188	\$3,137.51	\$6,797.94	\$81,575
				4	\$40.2000	\$3,216.00	\$6,968.00	\$83,616
				5	\$41.2049	\$3,296.40	\$7,142.20	\$85,706
				6	\$42.2351	\$3,378.81	\$7,320.76	\$87,849
				7	\$43.2909	\$3,463.28	\$7,503.78	\$90,045
				8	\$44.3731	\$3,549.85	\$7,691.35	\$92,296
				9	\$45.4827	\$3,638.62	\$7,883.68	\$94,604
Electrical & Instrumentation Technician II	179	GU	Non-exempt	1	\$43.2145	\$3,457.16	\$7,490.52	\$89,886
				2	\$44.2952	\$3,543.62	\$7,677.85	\$92,134
				3	\$45.4025	\$3,632.20	\$7,869.77	\$94,437
				4	\$46.5375	\$3,723.00	\$8,066.50	\$96,798
				5	\$47.7005	\$3,816.04	\$8,268.09	\$99,217
				6	\$48.8933	\$3,911.47	\$8,474.86	\$101,698
				7	\$50.1159	\$4,009.28	\$8,686.78	\$104,241
				8	\$51.3688	\$4,109.51	\$8,903.94	\$106,847
				9	\$52.6525	\$4,212.20	\$9,126.44	\$109,517
Electrical & Instrumentation Technician III	181	GU	Non-exempt	1	\$47.6414	\$3,811.32	\$8,257.86	\$99,094
				2	\$48.8323	\$3,906.59	\$8,464.28	\$101,571
				3	\$50.0529	\$4,004.24	\$8,675.86	\$104,110
				4	\$51.3044	\$4,104.36	\$8,892.78	\$106,713
				5	\$52.5861	\$4,206.89	\$9,114.93	\$109,379
				6	\$53.9015	\$4,312.12	\$9,342.93	\$112,115
				7	\$55.2491	\$4,419.93	\$9,576.52	\$114,918
				8	\$56.6299	\$4,530.40	\$9,815.87	\$117,790
				9	\$58.0462	\$4,643.70	\$10,061.35	\$120,736
Electrical & Instrumentation Technician IV	182	GU	Non-exempt	1	\$50.0236	\$4,001.89	\$8,670.77	\$104,049

Inland Empire Utilities Agency
Salary Matrix
Effective February 15, 2023
Adopted February 15, 2023

EXHIBIT 1

Classification Title	Salary Range	Unit	FLSA	Step	Hourly	Biweekly	Monthly	Annually
Electrical & Instrumentation Technician IV	182	GU	Non-exempt	2	\$51.2736	\$4,101.89	\$8,887.43	\$106,649
				3	\$52.5558	\$4,204.47	\$9,109.69	\$109,316
				4	\$53.8693	\$4,309.55	\$9,337.36	\$112,048
				5	\$55.2164	\$4,417.32	\$9,570.86	\$114,850
				6	\$56.5962	\$4,527.70	\$9,810.02	\$117,720
				7	\$58.0116	\$4,640.93	\$10,055.35	\$120,664
				8	\$59.4621	\$4,756.97	\$10,306.77	\$123,681
				9	\$60.9481	\$4,875.85	\$10,564.35	\$126,772
Employee and Labor Relations Advocate	186	UN	Exempt	1	\$60.8039	\$4,864.32	\$10,539.36	\$126,472
				2	\$62.3241	\$4,985.93	\$10,802.85	\$129,634
				3	\$63.8823	\$5,110.59	\$11,072.95	\$132,875
				4	\$65.4794	\$5,238.36	\$11,349.78	\$136,197
				5	\$67.1164	\$5,369.32	\$11,633.53	\$139,602
				6	\$68.7943	\$5,503.55	\$11,924.36	\$143,092
				7	\$70.5140	\$5,641.12	\$12,222.43	\$146,669
				8	\$72.2770	\$5,782.16	\$12,528.02	\$150,336
Engineering Services Analyst	182	PR	Exempt	9	\$74.0837	\$5,926.70	\$12,841.19	\$154,094
				1	\$50.0236	\$4,001.89	\$8,670.77	\$104,049
				2	\$51.2736	\$4,101.89	\$8,887.43	\$106,649
				3	\$52.5558	\$4,204.47	\$9,109.69	\$109,316
				4	\$53.8693	\$4,309.55	\$9,337.36	\$112,048
				5	\$55.2164	\$4,417.32	\$9,570.86	\$114,850
				6	\$56.5962	\$4,527.70	\$9,810.02	\$117,720
				7	\$58.0116	\$4,640.93	\$10,055.35	\$120,664
Engineering Services Specialist	179	UN	Exempt	8	\$59.4621	\$4,756.97	\$10,306.77	\$123,681
				9	\$60.9481	\$4,875.85	\$10,564.35	\$126,772
				1	\$43.2145	\$3,457.16	\$7,490.52	\$89,886
				2	\$44.2952	\$3,543.62	\$7,677.85	\$92,134
				3	\$45.4025	\$3,632.20	\$7,869.77	\$94,437
				4	\$46.5375	\$3,723.00	\$8,066.50	\$96,798
				5	\$47.7005	\$3,816.04	\$8,268.09	\$99,217
				6	\$48.8933	\$3,911.47	\$8,474.86	\$101,698
Engineering Services Supervisor	185	SU	Exempt	7	\$50.1159	\$4,009.28	\$8,686.78	\$104,241
				8	\$51.3688	\$4,109.51	\$8,903.94	\$106,847
				9	\$52.6525	\$4,212.20	\$9,126.44	\$109,517
				1	\$57.9068	\$4,632.55	\$10,037.20	\$120,446
				2	\$59.3549	\$4,748.40	\$10,288.20	\$123,458
				3	\$60.8385	\$4,867.08	\$10,545.34	\$126,544
				4	\$62.3592	\$4,988.74	\$10,808.94	\$129,707
				5	\$63.9183	\$5,113.47	\$11,079.19	\$132,950
Engineering Technician	175	GU	Non-exempt	6	\$65.5164	\$5,241.32	\$11,356.20	\$136,274
				7	\$67.1539	\$5,372.32	\$11,640.03	\$139,680
				8	\$68.8332	\$5,506.66	\$11,931.10	\$143,173
				9	\$70.5539	\$5,644.32	\$12,229.36	\$146,752
				1	\$35.5529	\$2,844.24	\$6,162.52	\$73,950
				2	\$36.4419	\$2,915.36	\$6,316.62	\$75,799

Inland Empire Utilities Agency
Salary Matrix
Effective February 15, 2023
Adopted February 15, 2023

EXHIBIT 1

Classification Title	Salary Range	Unit	FLSA	Step	Hourly	Biweekly	Monthly	Annually
Engineering Technician	175	GU	Non-exempt	3	\$37.3525	\$2,988.20	\$6,474.44	\$77,693
				4	\$38.2866	\$3,062.93	\$6,636.35	\$79,636
				5	\$39.2438	\$3,139.51	\$6,802.28	\$81,627
				6	\$40.2246	\$3,217.97	\$6,972.27	\$83,667
				7	\$41.2303	\$3,298.43	\$7,146.60	\$85,759
				8	\$42.2611	\$3,380.89	\$7,325.27	\$87,903
				9	\$43.3178	\$3,465.43	\$7,508.44	\$90,101
Environmental Resources Planner I	179	PR	Exempt	1	\$43.2145	\$3,457.16	\$7,490.52	\$89,886
				2	\$44.2952	\$3,543.62	\$7,677.85	\$92,134
				3	\$45.4025	\$3,632.20	\$7,869.77	\$94,437
				4	\$46.5375	\$3,723.00	\$8,066.50	\$96,798
				5	\$47.7005	\$3,816.04	\$8,268.09	\$99,217
				6	\$48.8933	\$3,911.47	\$8,474.86	\$101,698
				7	\$50.1159	\$4,009.28	\$8,686.78	\$104,241
				8	\$51.3688	\$4,109.51	\$8,903.94	\$106,847
				9	\$52.6525	\$4,212.20	\$9,126.44	\$109,517
Environmental Resources Planner II	182	PR	Exempt	1	\$50.0236	\$4,001.89	\$8,670.77	\$104,049
				2	\$51.2736	\$4,101.89	\$8,887.43	\$106,649
				3	\$52.5558	\$4,204.47	\$9,109.69	\$109,316
				4	\$53.8693	\$4,309.55	\$9,337.36	\$112,048
				5	\$55.2164	\$4,417.32	\$9,570.86	\$114,850
				6	\$56.5962	\$4,527.70	\$9,810.02	\$117,720
				7	\$58.0116	\$4,640.93	\$10,055.35	\$120,664
				8	\$59.4621	\$4,756.97	\$10,306.77	\$123,681
				9	\$60.9481	\$4,875.85	\$10,564.35	\$126,772
Executive Assistant	178	UN	Exempt	1	\$41.1553	\$3,292.43	\$7,133.60	\$85,603
				2	\$42.1842	\$3,374.74	\$7,311.94	\$87,743
				3	\$43.2390	\$3,459.12	\$7,494.76	\$89,937
				4	\$44.3193	\$3,545.55	\$7,682.03	\$92,184
				5	\$45.4279	\$3,634.24	\$7,874.19	\$94,490
				6	\$46.5630	\$3,725.04	\$8,070.92	\$96,851
				7	\$47.7275	\$3,818.20	\$8,272.77	\$99,273
				8	\$48.9207	\$3,913.66	\$8,479.60	\$101,755
				9	\$50.1433	\$4,011.47	\$8,691.52	\$104,298
External Affairs Analyst	180	UN	Exempt	1	\$45.3746	\$3,629.97	\$7,864.94	\$94,379
				2	\$46.5092	\$3,720.74	\$8,061.61	\$96,739
				3	\$47.6722	\$3,813.78	\$8,263.19	\$99,158
				4	\$48.8640	\$3,909.12	\$8,469.76	\$101,637
				5	\$50.0851	\$4,006.81	\$8,681.43	\$104,177
				6	\$51.3375	\$4,107.00	\$8,898.50	\$106,782
				7	\$52.6207	\$4,209.66	\$9,120.93	\$109,451
				8	\$53.9361	\$4,314.89	\$9,348.93	\$112,187
				9	\$55.2847	\$4,422.78	\$9,582.69	\$114,992
External Affairs Specialist I	171	UN	Exempt	1	\$29.2539	\$2,340.32	\$5,070.70	\$60,848
				2	\$29.9851	\$2,398.81	\$5,197.43	\$62,369
				3	\$30.7347	\$2,458.78	\$5,327.36	\$63,928

Inland Empire Utilities Agency

EXHIBIT 1

Salary Matrix

Effective February 15, 2023

Adopted February 15, 2023

Classification Title	Salary Range	Unit	FLSA	Step	Hourly	Biweekly	Monthly	Annually
External Affairs Specialist I	171	UN	Exempt	4	\$31.5029	\$2,520.24	\$5,460.52	\$65,526
				5	\$32.2914	\$2,583.32	\$5,597.20	\$67,166
				6	\$33.0981	\$2,647.85	\$5,737.01	\$68,844
				7	\$33.9260	\$2,714.08	\$5,880.51	\$70,566
				8	\$34.7736	\$2,781.89	\$6,027.43	\$72,329
				9	\$35.6433	\$2,851.47	\$6,178.19	\$74,138
External Affairs Specialist II	177	UN	Exempt	1	\$39.1967	\$3,135.74	\$6,794.11	\$81,529
				2	\$40.1775	\$3,214.20	\$6,964.10	\$83,569
				3	\$41.1813	\$3,294.51	\$7,138.11	\$85,657
				4	\$42.2111	\$3,376.89	\$7,316.60	\$87,799
				5	\$43.2664	\$3,461.32	\$7,499.53	\$89,994
				6	\$44.3476	\$3,547.81	\$7,686.93	\$92,243
				7	\$45.4563	\$3,636.51	\$7,879.11	\$94,549
				8	\$46.5928	\$3,727.43	\$8,076.10	\$96,913
				9	\$47.7577	\$3,820.62	\$8,278.01	\$99,336
Facilities Program Coordinator	181	PR	Exempt	1	\$47.6414	\$3,811.32	\$8,257.86	\$99,094
				2	\$48.8323	\$3,906.59	\$8,464.28	\$101,571
				3	\$50.0529	\$4,004.24	\$8,675.86	\$104,110
				4	\$51.3044	\$4,104.36	\$8,892.78	\$106,713
				5	\$52.5861	\$4,206.89	\$9,114.93	\$109,379
				6	\$53.9015	\$4,312.12	\$9,342.93	\$112,115
				7	\$55.2491	\$4,419.93	\$9,576.52	\$114,918
				8	\$56.6299	\$4,530.40	\$9,815.87	\$117,790
				9	\$58.0462	\$4,643.70	\$10,061.35	\$120,736
Facilities Program Supervisor	185	SU	Exempt	1	\$57.9068	\$4,632.55	\$10,037.20	\$120,446
				2	\$59.3549	\$4,748.40	\$10,288.20	\$123,458
				3	\$60.8385	\$4,867.08	\$10,545.34	\$126,544
				4	\$62.3592	\$4,988.74	\$10,808.94	\$129,707
				5	\$63.9183	\$5,113.47	\$11,079.19	\$132,950
				6	\$65.5164	\$5,241.32	\$11,356.20	\$136,274
				7	\$67.1539	\$5,372.32	\$11,640.03	\$139,680
				8	\$68.8332	\$5,506.66	\$11,931.10	\$143,173
				9	\$70.5539	\$5,644.32	\$12,229.36	\$146,752
Facilities Specialist	177	PR	Exempt	1	\$39.1967	\$3,135.74	\$6,794.11	\$81,529
				2	\$40.1775	\$3,214.20	\$6,964.10	\$83,569
				3	\$41.1813	\$3,294.51	\$7,138.11	\$85,657
				4	\$42.2111	\$3,376.89	\$7,316.60	\$87,799
				5	\$43.2664	\$3,461.32	\$7,499.53	\$89,994
				6	\$44.3476	\$3,547.81	\$7,686.93	\$92,243
				7	\$45.4563	\$3,636.51	\$7,879.11	\$94,549
				8	\$46.5928	\$3,727.43	\$8,076.10	\$96,913
				9	\$47.7577	\$3,820.62	\$8,278.01	\$99,336
Facilities Specialist - Landscape	177	UN	Exempt	1	\$39.1967	\$3,135.74	\$6,794.11	\$81,529
				2	\$40.1775	\$3,214.20	\$6,964.10	\$83,569
				3	\$41.1813	\$3,294.51	\$7,138.11	\$85,657
				4	\$42.2111	\$3,376.89	\$7,316.60	\$87,799

Inland Empire Utilities Agency
Salary Matrix
Effective February 15, 2023
Adopted February 15, 2023

EXHIBIT 1

Classification Title	Salary Range	Unit	FLSA	Step	Hourly	Biweekly	Monthly	Annually
Facilities Specialist - Landscape	177	UN	Exempt	5	\$43.2664	\$3,461.32	\$7,499.53	\$89,994
				6	\$44.3476	\$3,547.81	\$7,686.93	\$92,243
				7	\$45.4563	\$3,636.51	\$7,879.11	\$94,549
				8	\$46.5928	\$3,727.43	\$8,076.10	\$96,913
				9	\$47.7577	\$3,820.62	\$8,278.01	\$99,336
Facilities Technician I	172	GU	Non-exempt	1	\$30.7174	\$2,457.40	\$5,324.37	\$63,892
				2	\$31.4856	\$2,518.85	\$5,457.51	\$65,490
				3	\$32.2731	\$2,581.85	\$5,594.01	\$67,128
				4	\$33.0799	\$2,646.40	\$5,733.87	\$68,806
				5	\$33.9068	\$2,712.55	\$5,877.20	\$70,526
				6	\$34.7544	\$2,780.36	\$6,024.12	\$72,289
				7	\$35.6231	\$2,849.85	\$6,174.68	\$74,096
				8	\$36.5140	\$2,921.12	\$6,329.10	\$75,949
				9	\$37.4265	\$2,994.12	\$6,487.26	\$77,847
Facilities Technician II	174	GU	Non-exempt	1	\$33.8621	\$2,708.97	\$5,869.44	\$70,433
				2	\$34.7087	\$2,776.70	\$6,016.19	\$72,194
				3	\$35.5765	\$2,846.12	\$6,166.60	\$73,999
				4	\$36.4659	\$2,917.28	\$6,320.78	\$75,849
				5	\$37.3775	\$2,990.20	\$6,478.77	\$77,745
				6	\$38.3121	\$3,064.97	\$6,640.77	\$79,689
				7	\$39.2698	\$3,141.59	\$6,806.78	\$81,681
				8	\$40.2515	\$3,220.12	\$6,976.93	\$83,723
				9	\$41.2577	\$3,300.62	\$7,151.35	\$85,816
Facilities Technician III	177	GU	Non-exempt	1	\$39.1967	\$3,135.74	\$6,794.11	\$81,529
				2	\$40.1775	\$3,214.20	\$6,964.10	\$83,569
				3	\$41.1813	\$3,294.51	\$7,138.11	\$85,657
				4	\$42.2111	\$3,376.89	\$7,316.60	\$87,799
				5	\$43.2664	\$3,461.32	\$7,499.53	\$89,994
				6	\$44.3476	\$3,547.81	\$7,686.93	\$92,243
				7	\$45.4563	\$3,636.51	\$7,879.11	\$94,549
				8	\$46.5928	\$3,727.43	\$8,076.10	\$96,913
				9	\$47.7577	\$3,820.62	\$8,278.01	\$99,336
Financial Analyst I	179	PR	Exempt	1	\$43.2145	\$3,457.16	\$7,490.52	\$89,886
				2	\$44.2952	\$3,543.62	\$7,677.85	\$92,134
				3	\$45.4025	\$3,632.20	\$7,869.77	\$94,437
				4	\$46.5375	\$3,723.00	\$8,066.50	\$96,798
				5	\$47.7005	\$3,816.04	\$8,268.09	\$99,217
				6	\$48.8933	\$3,911.47	\$8,474.86	\$101,698
				7	\$50.1159	\$4,009.28	\$8,686.78	\$104,241
				8	\$51.3688	\$4,109.51	\$8,903.94	\$106,847
				9	\$52.6525	\$4,212.20	\$9,126.44	\$109,517
Financial Analyst II	181	PR	Exempt	1	\$47.6414	\$3,811.32	\$8,257.86	\$99,094
				2	\$48.8323	\$3,906.59	\$8,464.28	\$101,571
				3	\$50.0529	\$4,004.24	\$8,675.86	\$104,110
				4	\$51.3044	\$4,104.36	\$8,892.78	\$106,713
				5	\$52.5861	\$4,206.89	\$9,114.93	\$109,379

Inland Empire Utilities Agency

EXHIBIT 1

Salary Matrix

Effective February 15, 2023

Adopted February 15, 2023

Classification Title	Salary Range	Unit	FLSA	Step	Hourly	Biweekly	Monthly	Annually
Financial Analyst II	181	PR	Exempt	6	\$53.9015	\$4,312.12	\$9,342.93	\$112,115
				7	\$55.2491	\$4,419.93	\$9,576.52	\$114,918
				8	\$56.6299	\$4,530.40	\$9,815.87	\$117,790
				9	\$58.0462	\$4,643.70	\$10,061.35	\$120,736
General Manager	205	EX	Exempt	1	\$163.4615	\$13,076.92	\$28,333.33	\$340,000
GIS Specialist	178	UN	Exempt	1	\$41.1553	\$3,292.43	\$7,133.60	\$85,603
				2	\$42.1842	\$3,374.74	\$7,311.94	\$87,743
				3	\$43.2390	\$3,459.12	\$7,494.76	\$89,937
				4	\$44.3193	\$3,545.55	\$7,682.03	\$92,184
				5	\$45.4279	\$3,634.24	\$7,874.19	\$94,490
				6	\$46.5630	\$3,725.04	\$8,070.92	\$96,851
				7	\$47.7275	\$3,818.20	\$8,272.77	\$99,273
				8	\$48.9207	\$3,913.66	\$8,479.60	\$101,755
				9	\$50.1433	\$4,011.47	\$8,691.52	\$104,298
Grants Administrator	179	PR	Exempt	1	\$43.2145	\$3,457.16	\$7,490.52	\$89,886
				2	\$44.2952	\$3,543.62	\$7,677.85	\$92,134
				3	\$45.4025	\$3,632.20	\$7,869.77	\$94,437
				4	\$46.5375	\$3,723.00	\$8,066.50	\$96,798
				5	\$47.7005	\$3,816.04	\$8,268.09	\$99,217
				6	\$48.8933	\$3,911.47	\$8,474.86	\$101,698
				7	\$50.1159	\$4,009.28	\$8,686.78	\$104,241
				8	\$51.3688	\$4,109.51	\$8,903.94	\$106,847
				9	\$52.6525	\$4,212.20	\$9,126.44	\$109,517
Grants and Government Affairs Officer	186	UN	Exempt	1	\$60.8039	\$4,864.32	\$10,539.36	\$126,472
				2	\$62.3241	\$4,985.93	\$10,802.85	\$129,634
				3	\$63.8823	\$5,110.59	\$11,072.95	\$132,875
				4	\$65.4794	\$5,238.36	\$11,349.78	\$136,197
				5	\$67.1164	\$5,369.32	\$11,633.53	\$139,602
				6	\$68.7943	\$5,503.55	\$11,924.36	\$143,092
				7	\$70.5140	\$5,641.12	\$12,222.43	\$146,669
				8	\$72.2770	\$5,782.16	\$12,528.02	\$150,336
				9	\$74.0837	\$5,926.70	\$12,841.19	\$154,094
Groundwater Recharge Supervisor	187	SU	Exempt	1	\$63.8428	\$5,107.43	\$11,066.10	\$132,793
				2	\$65.4385	\$5,235.08	\$11,342.68	\$136,112
				3	\$67.0746	\$5,365.97	\$11,626.27	\$139,515
				4	\$68.7515	\$5,500.12	\$11,916.93	\$143,003
				5	\$70.4698	\$5,637.59	\$12,214.78	\$146,577
				6	\$72.2318	\$5,778.55	\$12,520.20	\$150,242
				7	\$74.0375	\$5,923.00	\$12,833.17	\$153,998
				8	\$75.8885	\$6,071.08	\$13,154.01	\$157,848
				9	\$77.7861	\$6,222.89	\$13,482.93	\$161,795
Human Resources Analyst	181	UN	Exempt	1	\$47.6414	\$3,811.32	\$8,257.86	\$99,094
				2	\$48.8323	\$3,906.59	\$8,464.28	\$101,571
				3	\$50.0529	\$4,004.24	\$8,675.86	\$104,110
				4	\$51.3044	\$4,104.36	\$8,892.78	\$106,713

Inland Empire Utilities Agency

EXHIBIT 1

Salary Matrix

Effective February 15, 2023

Adopted February 15, 2023

Classification Title	Salary Range	Unit	FLSA	Step	Hourly	Biweekly	Monthly	Annually
Human Resources Analyst	181	UN	Exempt	5	\$52.5861	\$4,206.89	\$9,114.93	\$109,379
				6	\$53.9015	\$4,312.12	\$9,342.93	\$112,115
				7	\$55.2491	\$4,419.93	\$9,576.52	\$114,918
				8	\$56.6299	\$4,530.40	\$9,815.87	\$117,790
				9	\$58.0462	\$4,643.70	\$10,061.35	\$120,736
Human Resources Officer	186	UN	Exempt	1	\$60.8039	\$4,864.32	\$10,539.36	\$126,472
				2	\$62.3241	\$4,985.93	\$10,802.85	\$129,634
				3	\$63.8823	\$5,110.59	\$11,072.95	\$132,875
				4	\$65.4794	\$5,238.36	\$11,349.78	\$136,197
				5	\$67.1164	\$5,369.32	\$11,633.53	\$139,602
				6	\$68.7943	\$5,503.55	\$11,924.36	\$143,092
				7	\$70.5140	\$5,641.12	\$12,222.43	\$146,669
				8	\$72.2770	\$5,782.16	\$12,528.02	\$150,336
				9	\$74.0837	\$5,926.70	\$12,841.19	\$154,094
Human Resources Specialist	177	UN	Exempt	1	\$39.1967	\$3,135.74	\$6,794.11	\$81,529
				2	\$40.1775	\$3,214.20	\$6,964.10	\$83,569
				3	\$41.1813	\$3,294.51	\$7,138.11	\$85,657
				4	\$42.2111	\$3,376.89	\$7,316.60	\$87,799
				5	\$43.2664	\$3,461.32	\$7,499.53	\$89,994
				6	\$44.3476	\$3,547.81	\$7,686.93	\$92,243
				7	\$45.4563	\$3,636.51	\$7,879.11	\$94,549
				8	\$46.5928	\$3,727.43	\$8,076.10	\$96,913
				9	\$47.7577	\$3,820.62	\$8,278.01	\$99,336
HVAC Technician	177	GU	Non-exempt	1	\$39.1967	\$3,135.74	\$6,794.11	\$81,529
				2	\$40.1775	\$3,214.20	\$6,964.10	\$83,569
				3	\$41.1813	\$3,294.51	\$7,138.11	\$85,657
				4	\$42.2111	\$3,376.89	\$7,316.60	\$87,799
				5	\$43.2664	\$3,461.32	\$7,499.53	\$89,994
				6	\$44.3476	\$3,547.81	\$7,686.93	\$92,243
				7	\$45.4563	\$3,636.51	\$7,879.11	\$94,549
				8	\$46.5928	\$3,727.43	\$8,076.10	\$96,913
				9	\$47.7577	\$3,820.62	\$8,278.01	\$99,336
Industrial Engine Technician I	177	GU	Non-exempt	1	\$39.1967	\$3,135.74	\$6,794.11	\$81,529
				2	\$40.1775	\$3,214.20	\$6,964.10	\$83,569
				3	\$41.1813	\$3,294.51	\$7,138.11	\$85,657
				4	\$42.2111	\$3,376.89	\$7,316.60	\$87,799
				5	\$43.2664	\$3,461.32	\$7,499.53	\$89,994
				6	\$44.3476	\$3,547.81	\$7,686.93	\$92,243
				7	\$45.4563	\$3,636.51	\$7,879.11	\$94,549
				8	\$46.5928	\$3,727.43	\$8,076.10	\$96,913
				9	\$47.7577	\$3,820.62	\$8,278.01	\$99,336
Industrial Engine Technician II	181	GU	Non-exempt	1	\$47.6414	\$3,811.32	\$8,257.86	\$99,094
				2	\$48.8323	\$3,906.59	\$8,464.28	\$101,571
				3	\$50.0529	\$4,004.24	\$8,675.86	\$104,110
				4	\$51.3044	\$4,104.36	\$8,892.78	\$106,713
				5	\$52.5861	\$4,206.89	\$9,114.93	\$109,379

Inland Empire Utilities Agency

EXHIBIT 1

Salary Matrix

Effective February 15, 2023

Adopted February 15, 2023

Classification Title	Salary Range	Unit	FLSA	Step	Hourly	Biweekly	Monthly	Annually
Industrial Engine Technician II	181	GU	Non-exempt	6	\$53.9015	\$4,312.12	\$9,342.93	\$112,115
				7	\$55.2491	\$4,419.93	\$9,576.52	\$114,918
				8	\$56.6299	\$4,530.40	\$9,815.87	\$117,790
				9	\$58.0462	\$4,643.70	\$10,061.35	\$120,736
Information Security Officer	186	UN	Exempt	1	\$60.8039	\$4,864.32	\$10,539.36	\$126,472
				2	\$62.3241	\$4,985.93	\$10,802.85	\$129,634
				3	\$63.8823	\$5,110.59	\$11,072.95	\$132,875
				4	\$65.4794	\$5,238.36	\$11,349.78	\$136,197
				5	\$67.1164	\$5,369.32	\$11,633.53	\$139,602
				6	\$68.7943	\$5,503.55	\$11,924.36	\$143,092
				7	\$70.5140	\$5,641.12	\$12,222.43	\$146,669
				8	\$72.2770	\$5,782.16	\$12,528.02	\$150,336
Information Systems Analyst I	179	PR	Exempt	9	\$74.0837	\$5,926.70	\$12,841.19	\$154,094
				1	\$43.2145	\$3,457.16	\$7,490.52	\$89,886
				2	\$44.2952	\$3,543.62	\$7,677.85	\$92,134
				3	\$45.4025	\$3,632.20	\$7,869.77	\$94,437
				4	\$46.5375	\$3,723.00	\$8,066.50	\$96,798
				5	\$47.7005	\$3,816.04	\$8,268.09	\$99,217
				6	\$48.8933	\$3,911.47	\$8,474.86	\$101,698
				7	\$50.1159	\$4,009.28	\$8,686.78	\$104,241
Information Systems Analyst II	181	PR	Exempt	8	\$51.3688	\$4,109.51	\$8,903.94	\$106,847
				9	\$52.6525	\$4,212.20	\$9,126.44	\$109,517
				1	\$47.6414	\$3,811.32	\$8,257.86	\$99,094
				2	\$48.8323	\$3,906.59	\$8,464.28	\$101,571
				3	\$50.0529	\$4,004.24	\$8,675.86	\$104,110
				4	\$51.3044	\$4,104.36	\$8,892.78	\$106,713
				5	\$52.5861	\$4,206.89	\$9,114.93	\$109,379
				6	\$53.9015	\$4,312.12	\$9,342.93	\$112,115
Intern	001	OTR	Non-exempt	7	\$55.2491	\$4,419.93	\$9,576.52	\$114,918
				8	\$56.6299	\$4,530.40	\$9,815.87	\$117,790
				9	\$58.0462	\$4,643.70	\$10,061.35	\$120,736
				1	\$16.0000			
				2	\$17.0000			
				3	\$18.0000			
				4	\$19.0000			
				5	\$20.0000			
Internal Auditor	179	PR	Exempt	6	\$21.0000			
				1	\$43.2145	\$3,457.16	\$7,490.52	\$89,886
				2	\$44.2952	\$3,543.62	\$7,677.85	\$92,134
				3	\$45.4025	\$3,632.20	\$7,869.77	\$94,437
				4	\$46.5375	\$3,723.00	\$8,066.50	\$96,798
				5	\$47.7005	\$3,816.04	\$8,268.09	\$99,217
				6	\$48.8933	\$3,911.47	\$8,474.86	\$101,698
				7	\$50.1159	\$4,009.28	\$8,686.78	\$104,241
				8	\$51.3688	\$4,109.51	\$8,903.94	\$106,847
				9	\$52.6525	\$4,212.20	\$9,126.44	\$109,517

Inland Empire Utilities Agency
Salary Matrix
Effective February 15, 2023
Adopted February 15, 2023

EXHIBIT 1

Classification Title	Salary Range	Unit	FLSA	Step	Hourly	Biweekly	Monthly	Annually
Inventory Resources Coordinator	181	PR	Exempt	1	\$47.6414	\$3,811.32	\$8,257.86	\$99,094
				2	\$48.8323	\$3,906.59	\$8,464.28	\$101,571
				3	\$50.0529	\$4,004.24	\$8,675.86	\$104,110
				4	\$51.3044	\$4,104.36	\$8,892.78	\$106,713
				5	\$52.5861	\$4,206.89	\$9,114.93	\$109,379
				6	\$53.9015	\$4,312.12	\$9,342.93	\$112,115
				7	\$55.2491	\$4,419.93	\$9,576.52	\$114,918
				8	\$56.6299	\$4,530.40	\$9,815.87	\$117,790
				9	\$58.0462	\$4,643.70	\$10,061.35	\$120,736
Laboratory Assistant	172	LB	Non-exempt	1	\$30.7174	\$2,457.40	\$5,324.37	\$63,892
				2	\$31.4856	\$2,518.85	\$5,457.51	\$65,490
				3	\$32.2731	\$2,581.85	\$5,594.01	\$67,128
				4	\$33.0799	\$2,646.40	\$5,733.87	\$68,806
				5	\$33.9068	\$2,712.55	\$5,877.20	\$70,526
				6	\$34.7544	\$2,780.36	\$6,024.12	\$72,289
				7	\$35.6231	\$2,849.85	\$6,174.68	\$74,096
				8	\$36.5140	\$2,921.12	\$6,329.10	\$75,949
				9	\$37.4265	\$2,994.12	\$6,487.26	\$77,847
Laboratory Scientist I	177	LB	Non-exempt	1	\$39.1967	\$3,135.74	\$6,794.11	\$81,529
				2	\$40.1775	\$3,214.20	\$6,964.10	\$83,569
				3	\$41.1813	\$3,294.51	\$7,138.11	\$85,657
				4	\$42.2111	\$3,376.89	\$7,316.60	\$87,799
				5	\$43.2664	\$3,461.32	\$7,499.53	\$89,994
				6	\$44.3476	\$3,547.81	\$7,686.93	\$92,243
				7	\$45.4563	\$3,636.51	\$7,879.11	\$94,549
				8	\$46.5928	\$3,727.43	\$8,076.10	\$96,913
				9	\$47.7577	\$3,820.62	\$8,278.01	\$99,336
Laboratory Scientist II	179	LB	Non-exempt	1	\$43.2145	\$3,457.16	\$7,490.52	\$89,886
				2	\$44.2952	\$3,543.62	\$7,677.85	\$92,134
				3	\$45.4025	\$3,632.20	\$7,869.77	\$94,437
				4	\$46.5375	\$3,723.00	\$8,066.50	\$96,798
				5	\$47.7005	\$3,816.04	\$8,268.09	\$99,217
				6	\$48.8933	\$3,911.47	\$8,474.86	\$101,698
				7	\$50.1159	\$4,009.28	\$8,686.78	\$104,241
				8	\$51.3688	\$4,109.51	\$8,903.94	\$106,847
				9	\$52.6525	\$4,212.20	\$9,126.44	\$109,517
Laboratory Supervisor	185	SU	Exempt	1	\$57.9068	\$4,632.55	\$10,037.20	\$120,446
				2	\$59.3549	\$4,748.40	\$10,288.20	\$123,458
				3	\$60.8385	\$4,867.08	\$10,545.34	\$126,544
				4	\$62.3592	\$4,988.74	\$10,808.94	\$129,707
				5	\$63.9183	\$5,113.47	\$11,079.19	\$132,950
				6	\$65.5164	\$5,241.32	\$11,356.20	\$136,274
				7	\$67.1539	\$5,372.32	\$11,640.03	\$139,680
				8	\$68.8332	\$5,506.66	\$11,931.10	\$143,173
				9	\$70.5539	\$5,644.32	\$12,229.36	\$146,752

Inland Empire Utilities Agency

EXHIBIT 1

Salary Matrix

Effective February 15, 2023

Adopted February 15, 2023

Classification Title	Salary Range	Unit	FLSA	Step	Hourly	Biweekly	Monthly	Annually
Maintenance Planner/Scheduler	182	GU	Non-exempt	1	\$50.0236	\$4,001.89	\$8,670.77	\$104,049
				2	\$51.2736	\$4,101.89	\$8,887.43	\$106,649
				3	\$52.5558	\$4,204.47	\$9,109.69	\$109,316
				4	\$53.8693	\$4,309.55	\$9,337.36	\$112,048
				5	\$55.2164	\$4,417.32	\$9,570.86	\$114,850
				6	\$56.5962	\$4,527.70	\$9,810.02	\$117,720
				7	\$58.0116	\$4,640.93	\$10,055.35	\$120,664
				8	\$59.4621	\$4,756.97	\$10,306.77	\$123,681
				9	\$60.9481	\$4,875.85	\$10,564.35	\$126,772
Maintenance Supervisor	185	SU	Exempt	1	\$57.9068	\$4,632.55	\$10,037.20	\$120,446
				2	\$59.3549	\$4,748.40	\$10,288.20	\$123,458
				3	\$60.8385	\$4,867.08	\$10,545.34	\$126,544
				4	\$62.3592	\$4,988.74	\$10,808.94	\$129,707
				5	\$63.9183	\$5,113.47	\$11,079.19	\$132,950
				6	\$65.5164	\$5,241.32	\$11,356.20	\$136,274
				7	\$67.1539	\$5,372.32	\$11,640.03	\$139,680
				8	\$68.8332	\$5,506.66	\$11,931.10	\$143,173
				9	\$70.5539	\$5,644.32	\$12,229.36	\$146,752
Manager of Asset Management	190	UN	Exempt	1	\$73.9015	\$5,912.12	\$12,809.60	\$153,715
				2	\$75.7496	\$6,059.97	\$13,129.94	\$157,559
				3	\$77.6424	\$6,211.40	\$13,458.04	\$161,496
				4	\$79.5837	\$6,366.70	\$13,794.52	\$165,534
				5	\$81.5731	\$6,525.85	\$14,139.35	\$169,672
				6	\$83.6125	\$6,689.00	\$14,492.84	\$173,914
				7	\$85.7029	\$6,856.24	\$14,855.19	\$178,262
				8	\$87.8452	\$7,027.62	\$15,226.51	\$182,718
				9	\$90.0419	\$7,203.36	\$15,607.28	\$187,287
Manager of Compliance and Sustainability	190	UN	Exempt	1	\$73.9015	\$5,912.12	\$12,809.60	\$153,715
				2	\$75.7496	\$6,059.97	\$13,129.94	\$157,559
				3	\$77.6424	\$6,211.40	\$13,458.04	\$161,496
				4	\$79.5837	\$6,366.70	\$13,794.52	\$165,534
				5	\$81.5731	\$6,525.85	\$14,139.35	\$169,672
				6	\$83.6125	\$6,689.00	\$14,492.84	\$173,914
				7	\$85.7029	\$6,856.24	\$14,855.19	\$178,262
				8	\$87.8452	\$7,027.62	\$15,226.51	\$182,718
				9	\$90.0419	\$7,203.36	\$15,607.28	\$187,287
Manager of Contracts and Procurement	190	UN	Exempt	1	\$73.9015	\$5,912.12	\$12,809.60	\$153,715
				2	\$75.7496	\$6,059.97	\$13,129.94	\$157,559
				3	\$77.6424	\$6,211.40	\$13,458.04	\$161,496
				4	\$79.5837	\$6,366.70	\$13,794.52	\$165,534
				5	\$81.5731	\$6,525.85	\$14,139.35	\$169,672
				6	\$83.6125	\$6,689.00	\$14,492.84	\$173,914
				7	\$85.7029	\$6,856.24	\$14,855.19	\$178,262
				8	\$87.8452	\$7,027.62	\$15,226.51	\$182,718
				9	\$90.0419	\$7,203.36	\$15,607.28	\$187,287
Manager of Engineering	192	UN	Exempt	1	\$81.4775	\$6,518.20	\$14,122.77	\$169,473

Inland Empire Utilities Agency

EXHIBIT 1

Salary Matrix

Effective February 15, 2023

Adopted February 15, 2023

Classification Title	Salary Range	Unit	FLSA	Step	Hourly	Biweekly	Monthly	Annually
Manager of Engineering	192	UN	Exempt	2	\$83.5145	\$6,681.16	\$14,475.85	\$173,710
				3	\$85.6020	\$6,848.16	\$14,837.68	\$178,052
				4	\$87.7419	\$7,019.36	\$15,208.62	\$182,503
				5	\$89.9356	\$7,194.85	\$15,588.85	\$187,066
				6	\$92.1842	\$7,374.74	\$15,978.61	\$191,743
				7	\$94.4885	\$7,559.08	\$16,378.01	\$196,536
				8	\$96.8510	\$7,748.08	\$16,787.51	\$201,450
Manager of Environmental Services	190	UN	Exempt	9	\$99.2722	\$7,941.78	\$17,207.19	\$206,486
				1	\$73.9015	\$5,912.12	\$12,809.60	\$153,715
				2	\$75.7496	\$6,059.97	\$13,129.94	\$157,559
				3	\$77.6424	\$6,211.40	\$13,458.04	\$161,496
				4	\$79.5837	\$6,366.70	\$13,794.52	\$165,534
				5	\$81.5731	\$6,525.85	\$14,139.35	\$169,672
				6	\$83.6125	\$6,689.00	\$14,492.84	\$173,914
Manager of Facilities and Water System Programs	190	UN	Exempt	7	\$85.7029	\$6,856.24	\$14,855.19	\$178,262
				8	\$87.8452	\$7,027.62	\$15,226.51	\$182,718
				9	\$90.0419	\$7,203.36	\$15,607.28	\$187,287
				1	\$73.9015	\$5,912.12	\$12,809.60	\$153,715
				2	\$75.7496	\$6,059.97	\$13,129.94	\$157,559
				3	\$77.6424	\$6,211.40	\$13,458.04	\$161,496
				4	\$79.5837	\$6,366.70	\$13,794.52	\$165,534
Manager of Human Resources	190	UN	Exempt	5	\$81.5731	\$6,525.85	\$14,139.35	\$169,672
				6	\$83.6125	\$6,689.00	\$14,492.84	\$173,914
				7	\$85.7029	\$6,856.24	\$14,855.19	\$178,262
				8	\$87.8452	\$7,027.62	\$15,226.51	\$182,718
				9	\$90.0419	\$7,203.36	\$15,607.28	\$187,287
				1	\$73.9015	\$5,912.12	\$12,809.60	\$153,715
				2	\$75.7496	\$6,059.97	\$13,129.94	\$157,559
Manager of Information Technology	190	UN	Exempt	3	\$77.6424	\$6,211.40	\$13,458.04	\$161,496
				4	\$79.5837	\$6,366.70	\$13,794.52	\$165,534
				5	\$81.5731	\$6,525.85	\$14,139.35	\$169,672
				6	\$83.6125	\$6,689.00	\$14,492.84	\$173,914
				7	\$85.7029	\$6,856.24	\$14,855.19	\$178,262
				8	\$87.8452	\$7,027.62	\$15,226.51	\$182,718
				9	\$90.0419	\$7,203.36	\$15,607.28	\$187,287
Manager of Internal Audit	190	UN	Exempt	1	\$73.9015	\$5,912.12	\$12,809.60	\$153,715

Inland Empire Utilities Agency

EXHIBIT 1

Salary Matrix

Effective February 15, 2023

Adopted February 15, 2023

Classification Title	Salary Range	Unit	FLSA	Step	Hourly	Biweekly	Monthly	Annually
Manager of Internal Audit	190	UN	Exempt	2	\$75.7496	\$6,059.97	\$13,129.94	\$157,559
				3	\$77.6424	\$6,211.40	\$13,458.04	\$161,496
				4	\$79.5837	\$6,366.70	\$13,794.52	\$165,534
				5	\$81.5731	\$6,525.85	\$14,139.35	\$169,672
				6	\$83.6125	\$6,689.00	\$14,492.84	\$173,914
				7	\$85.7029	\$6,856.24	\$14,855.19	\$178,262
				8	\$87.8452	\$7,027.62	\$15,226.51	\$182,718
				9	\$90.0419	\$7,203.36	\$15,607.28	\$187,287
Manager of Laboratories	190	UN	Exempt	1	\$73.9015	\$5,912.12	\$12,809.60	\$153,715
				2	\$75.7496	\$6,059.97	\$13,129.94	\$157,559
				3	\$77.6424	\$6,211.40	\$13,458.04	\$161,496
				4	\$79.5837	\$6,366.70	\$13,794.52	\$165,534
				5	\$81.5731	\$6,525.85	\$14,139.35	\$169,672
				6	\$83.6125	\$6,689.00	\$14,492.84	\$173,914
				7	\$85.7029	\$6,856.24	\$14,855.19	\$178,262
				8	\$87.8452	\$7,027.62	\$15,226.51	\$182,718
Manager of Maintenance	192	UN	Exempt	9	\$90.0419	\$7,203.36	\$15,607.28	\$187,287
				1	\$81.4775	\$6,518.20	\$14,122.77	\$169,473
				2	\$83.5145	\$6,681.16	\$14,475.85	\$173,710
				3	\$85.6020	\$6,848.16	\$14,837.68	\$178,052
				4	\$87.7419	\$7,019.36	\$15,208.62	\$182,503
				5	\$89.9356	\$7,194.85	\$15,588.85	\$187,066
				6	\$92.1842	\$7,374.74	\$15,978.61	\$191,743
				7	\$94.4885	\$7,559.08	\$16,378.01	\$196,536
Manager of Operations	192	UN	Exempt	8	\$96.8510	\$7,748.08	\$16,787.51	\$201,450
				9	\$99.2722	\$7,941.78	\$17,207.19	\$206,486
				1	\$81.4775	\$6,518.20	\$14,122.77	\$169,473
				2	\$83.5145	\$6,681.16	\$14,475.85	\$173,710
				3	\$85.6020	\$6,848.16	\$14,837.68	\$178,052
				4	\$87.7419	\$7,019.36	\$15,208.62	\$182,503
				5	\$89.9356	\$7,194.85	\$15,588.85	\$187,066
				6	\$92.1842	\$7,374.74	\$15,978.61	\$191,743
Manager of Regional Composting Authority	192	UN	Exempt	7	\$94.4885	\$7,559.08	\$16,378.01	\$196,536
				8	\$96.8510	\$7,748.08	\$16,787.51	\$201,450
				9	\$99.2722	\$7,941.78	\$17,207.19	\$206,486
				1	\$81.4775	\$6,518.20	\$14,122.77	\$169,473
				2	\$83.5145	\$6,681.16	\$14,475.85	\$173,710
				3	\$85.6020	\$6,848.16	\$14,837.68	\$178,052
				4	\$87.7419	\$7,019.36	\$15,208.62	\$182,503
				5	\$89.9356	\$7,194.85	\$15,588.85	\$187,066
Manager of Water Resources	190	UN	Exempt	6	\$92.1842	\$7,374.74	\$15,978.61	\$191,743
				7	\$94.4885	\$7,559.08	\$16,378.01	\$196,536
				8	\$96.8510	\$7,748.08	\$16,787.51	\$201,450
				9	\$99.2722	\$7,941.78	\$17,207.19	\$206,486
				1	\$73.9015	\$5,912.12	\$12,809.60	\$153,715
				2	\$75.7496	\$6,059.97	\$13,129.94	\$157,559

Inland Empire Utilities Agency
Salary Matrix
Effective February 15, 2023
Adopted February 15, 2023

EXHIBIT 1

Classification Title	Salary Range	Unit	FLSA	Step	Hourly	Biweekly	Monthly	Annually
Manager of Water Resources	190	UN	Exempt	3	\$77.6424	\$6,211.40	\$13,458.04	\$161,496
				4	\$79.5837	\$6,366.70	\$13,794.52	\$165,534
				5	\$81.5731	\$6,525.85	\$14,139.35	\$169,672
				6	\$83.6125	\$6,689.00	\$14,492.84	\$173,914
				7	\$85.7029	\$6,856.24	\$14,855.19	\$178,262
				8	\$87.8452	\$7,027.62	\$15,226.51	\$182,718
				9	\$90.0419	\$7,203.36	\$15,607.28	\$187,287
Materials Specialist	182	PR	Exempt	1	\$50.0236	\$4,001.89	\$8,670.77	\$104,049
				2	\$51.2736	\$4,101.89	\$8,887.43	\$106,649
				3	\$52.5558	\$4,204.47	\$9,109.69	\$109,316
				4	\$53.8693	\$4,309.55	\$9,337.36	\$112,048
				5	\$55.2164	\$4,417.32	\$9,570.86	\$114,850
				6	\$56.5962	\$4,527.70	\$9,810.02	\$117,720
				7	\$58.0116	\$4,640.93	\$10,055.35	\$120,664
				8	\$59.4621	\$4,756.97	\$10,306.77	\$123,681
				9	\$60.9481	\$4,875.85	\$10,564.35	\$126,772
Mechanic I	172	GU	Non-exempt	1	\$30.7174	\$2,457.40	\$5,324.37	\$63,892
				2	\$31.4856	\$2,518.85	\$5,457.51	\$65,490
				3	\$32.2731	\$2,581.85	\$5,594.01	\$67,128
				4	\$33.0799	\$2,646.40	\$5,733.87	\$68,806
				5	\$33.9068	\$2,712.55	\$5,877.20	\$70,526
				6	\$34.7544	\$2,780.36	\$6,024.12	\$72,289
				7	\$35.6231	\$2,849.85	\$6,174.68	\$74,096
				8	\$36.5140	\$2,921.12	\$6,329.10	\$75,949
				9	\$37.4265	\$2,994.12	\$6,487.26	\$77,847
Mechanic II	176	GU	Non-exempt	1	\$37.3294	\$2,986.36	\$6,470.45	\$77,645
				2	\$38.2630	\$3,061.04	\$6,632.26	\$79,587
				3	\$39.2188	\$3,137.51	\$6,797.94	\$81,575
				4	\$40.2000	\$3,216.00	\$6,968.00	\$83,616
				5	\$41.2049	\$3,296.40	\$7,142.20	\$85,706
				6	\$42.2351	\$3,378.81	\$7,320.76	\$87,849
				7	\$43.2909	\$3,463.28	\$7,503.78	\$90,045
				8	\$44.3731	\$3,549.85	\$7,691.35	\$92,296
				9	\$45.4827	\$3,638.62	\$7,883.68	\$94,604
Mechanic III	179	GU	Non-exempt	1	\$43.2145	\$3,457.16	\$7,490.52	\$89,886
				2	\$44.2952	\$3,543.62	\$7,677.85	\$92,134
				3	\$45.4025	\$3,632.20	\$7,869.77	\$94,437
				4	\$46.5375	\$3,723.00	\$8,066.50	\$96,798
				5	\$47.7005	\$3,816.04	\$8,268.09	\$99,217
				6	\$48.8933	\$3,911.47	\$8,474.86	\$101,698
				7	\$50.1159	\$4,009.28	\$8,686.78	\$104,241
				8	\$51.3688	\$4,109.51	\$8,903.94	\$106,847
				9	\$52.6525	\$4,212.20	\$9,126.44	\$109,517
Mechanic IV	181	GU	Non-exempt	1	\$47.6414	\$3,811.32	\$8,257.86	\$99,094
				2	\$48.8323	\$3,906.59	\$8,464.28	\$101,571
				3	\$50.0529	\$4,004.24	\$8,675.86	\$104,110

Inland Empire Utilities Agency

EXHIBIT 1

Salary Matrix

Effective February 15, 2023

Adopted February 15, 2023

Classification Title	Salary Range	Unit	FLSA	Step	Hourly	Biweekly	Monthly	Annually
Mechanic IV	181	GU	Non-exempt	4	\$51.3044	\$4,104.36	\$8,892.78	\$106,713
				5	\$52.5861	\$4,206.89	\$9,114.93	\$109,379
				6	\$53.9015	\$4,312.12	\$9,342.93	\$112,115
				7	\$55.2491	\$4,419.93	\$9,576.52	\$114,918
				8	\$56.6299	\$4,530.40	\$9,815.87	\$117,790
				9	\$58.0462	\$4,643.70	\$10,061.35	\$120,736
Network Administrator	183	PR	Exempt	1	\$52.5270	\$4,202.16	\$9,104.68	\$109,256
				2	\$53.8395	\$4,307.16	\$9,332.18	\$111,986
				3	\$55.1856	\$4,414.85	\$9,565.51	\$114,786
				4	\$56.5654	\$4,525.24	\$9,804.69	\$117,656
				5	\$57.9799	\$4,638.40	\$10,049.87	\$120,598
				6	\$59.4289	\$4,754.32	\$10,301.03	\$123,612
				7	\$60.9145	\$4,873.16	\$10,558.52	\$126,702
				8	\$62.4375	\$4,995.00	\$10,822.50	\$129,870
				9	\$63.9986	\$5,119.89	\$11,093.10	\$133,117
Office Assistant	166	GU	Non-exempt	1	\$22.9246	\$1,833.97	\$3,973.61	\$47,683
				2	\$23.4981	\$1,879.85	\$4,073.01	\$48,876
				3	\$24.0856	\$1,926.85	\$4,174.85	\$50,098
				4	\$24.6875	\$1,975.00	\$4,279.17	\$51,350
				5	\$25.3044	\$2,024.36	\$4,386.12	\$52,633
				6	\$25.9375	\$2,075.00	\$4,495.84	\$53,950
				7	\$26.5856	\$2,126.85	\$4,608.18	\$55,298
				8	\$27.2500	\$2,180.00	\$4,723.34	\$56,680
				9	\$27.9313	\$2,234.51	\$4,841.44	\$58,097
Office Assistant (confidential)	166	UN	Non-exempt	1	\$22.9246	\$1,833.97	\$3,973.61	\$47,683
				2	\$23.4981	\$1,879.85	\$4,073.01	\$48,876
				3	\$24.0856	\$1,926.85	\$4,174.85	\$50,098
				4	\$24.6875	\$1,975.00	\$4,279.17	\$51,350
				5	\$25.3044	\$2,024.36	\$4,386.12	\$52,633
				6	\$25.9375	\$2,075.00	\$4,495.84	\$53,950
				7	\$26.5856	\$2,126.85	\$4,608.18	\$55,298
				8	\$27.2500	\$2,180.00	\$4,723.34	\$56,680
				9	\$27.9313	\$2,234.51	\$4,841.44	\$58,097
Operations and Maintenance Training Coordinator	183	UN	Non-exempt	1	\$52.5270	\$4,202.16	\$9,104.68	\$109,256
				2	\$53.8395	\$4,307.16	\$9,332.18	\$111,986
				3	\$55.1856	\$4,414.85	\$9,565.51	\$114,786
				4	\$56.5654	\$4,525.24	\$9,804.69	\$117,656
				5	\$57.9799	\$4,638.40	\$10,049.87	\$120,598
				6	\$59.4289	\$4,754.32	\$10,301.03	\$123,612
				7	\$60.9145	\$4,873.16	\$10,558.52	\$126,702
				8	\$62.4375	\$4,995.00	\$10,822.50	\$129,870
				9	\$63.9986	\$5,119.89	\$11,093.10	\$133,117
Operations Specialist	179	UN	Exempt	1	\$43.2145	\$3,457.16	\$7,490.52	\$89,886
				2	\$44.2952	\$3,543.62	\$7,677.85	\$92,134
				3	\$45.4025	\$3,632.20	\$7,869.77	\$94,437

Inland Empire Utilities Agency
Salary Matrix
Effective February 15, 2023
Adopted February 15, 2023

EXHIBIT 1

Classification Title	Salary Range	Unit	FLSA	Step	Hourly	Biweekly	Monthly	Annually
Operations Specialist	179	UN	Exempt	4	\$46.5375	\$3,723.00	\$8,066.50	\$96,798
				5	\$47.7005	\$3,816.04	\$8,268.09	\$99,217
				6	\$48.8933	\$3,911.47	\$8,474.86	\$101,698
				7	\$50.1159	\$4,009.28	\$8,686.78	\$104,241
				8	\$51.3688	\$4,109.51	\$8,903.94	\$106,847
				9	\$52.6525	\$4,212.20	\$9,126.44	\$109,517
Operations Supervisor	185	SU	Non-exempt	1	\$57.9068	\$4,632.55	\$10,037.20	\$120,446
				2	\$59.3549	\$4,748.40	\$10,288.20	\$123,458
				3	\$60.8385	\$4,867.08	\$10,545.34	\$126,544
				4	\$62.3592	\$4,988.74	\$10,808.94	\$129,707
				5	\$63.9183	\$5,113.47	\$11,079.19	\$132,950
				6	\$65.5164	\$5,241.32	\$11,356.20	\$136,274
				7	\$67.1539	\$5,372.32	\$11,640.03	\$139,680
				8	\$68.8332	\$5,506.66	\$11,931.10	\$143,173
				9	\$70.5539	\$5,644.32	\$12,229.36	\$146,752
Pretreatment & Source Control Inspector I	174	GU	Non-exempt	1	\$33.8621	\$2,708.97	\$5,869.44	\$70,433
				2	\$34.7087	\$2,776.70	\$6,016.19	\$72,194
				3	\$35.5765	\$2,846.12	\$6,166.60	\$73,999
				4	\$36.4659	\$2,917.28	\$6,320.78	\$75,849
				5	\$37.3775	\$2,990.20	\$6,478.77	\$77,745
				6	\$38.3121	\$3,064.97	\$6,640.77	\$79,689
				7	\$39.2698	\$3,141.59	\$6,806.78	\$81,681
				8	\$40.2515	\$3,220.12	\$6,976.93	\$83,723
				9	\$41.2577	\$3,300.62	\$7,151.35	\$85,816
Pretreatment & Source Control Inspector II	177	GU	Non-exempt	1	\$39.1967	\$3,135.74	\$6,794.11	\$81,529
				2	\$40.1775	\$3,214.20	\$6,964.10	\$83,569
				3	\$41.1813	\$3,294.51	\$7,138.11	\$85,657
				4	\$42.2111	\$3,376.89	\$7,316.60	\$87,799
				5	\$43.2664	\$3,461.32	\$7,499.53	\$89,994
				6	\$44.3476	\$3,547.81	\$7,686.93	\$92,243
				7	\$45.4563	\$3,636.51	\$7,879.11	\$94,549
				8	\$46.5928	\$3,727.43	\$8,076.10	\$96,913
				9	\$47.7577	\$3,820.62	\$8,278.01	\$99,336
Principal Accountant	186	UN	Exempt	1	\$60.8039	\$4,864.32	\$10,539.36	\$126,472
				2	\$62.3241	\$4,985.93	\$10,802.85	\$129,634
				3	\$63.8823	\$5,110.59	\$11,072.95	\$132,875
				4	\$65.4794	\$5,238.36	\$11,349.78	\$136,197
				5	\$67.1164	\$5,369.32	\$11,633.53	\$139,602
				6	\$68.7943	\$5,503.55	\$11,924.36	\$143,092
				7	\$70.5140	\$5,641.12	\$12,222.43	\$146,669
				8	\$72.2770	\$5,782.16	\$12,528.02	\$150,336
				9	\$74.0837	\$5,926.70	\$12,841.19	\$154,094
Principal Engineer	188	UN	Exempt	1	\$67.0318	\$5,362.55	\$11,618.86	\$139,426
				2	\$68.7082	\$5,496.66	\$11,909.43	\$142,913
				3	\$70.4260	\$5,634.08	\$12,207.18	\$146,486
				4	\$72.1861	\$5,774.89	\$12,512.27	\$150,147

Inland Empire Utilities Agency

EXHIBIT 1

Salary Matrix

Effective February 15, 2023

Adopted February 15, 2023

Classification Title	Salary Range	Unit	FLSA	Step	Hourly	Biweekly	Monthly	Annually
Principal Engineer	188	UN	Exempt	5	\$73.9909	\$5,919.28	\$12,825.11	\$153,901
				6	\$75.8404	\$6,067.24	\$13,145.69	\$157,748
				7	\$77.7371	\$6,218.97	\$13,474.44	\$161,693
				8	\$79.6803	\$6,374.43	\$13,811.27	\$165,735
				9	\$81.6722	\$6,533.78	\$14,156.53	\$169,878
Process Automation & Controls Supervisor	185	SU	Exempt	1	\$57.9068	\$4,632.55	\$10,037.20	\$120,446
				2	\$59.3549	\$4,748.40	\$10,288.20	\$123,458
				3	\$60.8385	\$4,867.08	\$10,545.34	\$126,544
				4	\$62.3592	\$4,988.74	\$10,808.94	\$129,707
				5	\$63.9183	\$5,113.47	\$11,079.19	\$132,950
				6	\$65.5164	\$5,241.32	\$11,356.20	\$136,274
				7	\$67.1539	\$5,372.32	\$11,640.03	\$139,680
				8	\$68.8332	\$5,506.66	\$11,931.10	\$143,173
				9	\$70.5539	\$5,644.32	\$12,229.36	\$146,752
Procurement Specialist I	174	PR	Non-exempt	1	\$33.8621	\$2,708.97	\$5,869.44	\$70,433
				2	\$34.7087	\$2,776.70	\$6,016.19	\$72,194
				3	\$35.5765	\$2,846.12	\$6,166.60	\$73,999
				4	\$36.4659	\$2,917.28	\$6,320.78	\$75,849
				5	\$37.3775	\$2,990.20	\$6,478.77	\$77,745
				6	\$38.3121	\$3,064.97	\$6,640.77	\$79,689
				7	\$39.2698	\$3,141.59	\$6,806.78	\$81,681
				8	\$40.2515	\$3,220.12	\$6,976.93	\$83,723
				9	\$41.2577	\$3,300.62	\$7,151.35	\$85,816
Procurement Specialist II1	175	PR	Non-exempt	1	\$35.5529	\$2,844.24	\$6,162.52	\$73,950
				2	\$36.4419	\$2,915.36	\$6,316.62	\$75,799
				3	\$37.3525	\$2,988.20	\$6,474.44	\$77,693
				4	\$38.2866	\$3,062.93	\$6,636.35	\$79,636
				5	\$39.2438	\$3,139.51	\$6,802.28	\$81,627
				6	\$40.2246	\$3,217.97	\$6,972.27	\$83,667
				7	\$41.2303	\$3,298.43	\$7,146.60	\$85,759
				8	\$42.2611	\$3,380.89	\$7,325.27	\$87,903
				9	\$43.3178	\$3,465.43	\$7,508.44	\$90,101
Project Manager I	184	PR	Exempt	1	\$55.1510	\$4,412.08	\$9,559.51	\$114,714
				2	\$56.5299	\$4,522.40	\$9,798.54	\$117,582
				3	\$57.9433	\$4,635.47	\$10,043.52	\$120,522
				4	\$59.3919	\$4,751.36	\$10,294.62	\$123,535
				5	\$60.8770	\$4,870.16	\$10,552.02	\$126,624
				6	\$62.3986	\$4,991.89	\$10,815.77	\$129,789
				7	\$63.9582	\$5,116.66	\$11,086.10	\$133,033
				8	\$65.5568	\$5,244.55	\$11,363.20	\$136,358
				9	\$67.1962	\$5,375.70	\$11,647.35	\$139,768
Project Manager II	185	PR	Exempt	1	\$57.9068	\$4,632.55	\$10,037.20	\$120,446
				2	\$59.3549	\$4,748.40	\$10,288.20	\$123,458
				3	\$60.8385	\$4,867.08	\$10,545.34	\$126,544
				4	\$62.3592	\$4,988.74	\$10,808.94	\$129,707
				5	\$63.9183	\$5,113.47	\$11,079.19	\$132,950

Inland Empire Utilities Agency
Salary Matrix
Effective February 15, 2023
Adopted February 15, 2023

EXHIBIT 1

Classification Title	Salary Range	Unit	FLSA	Step	Hourly	Biweekly	Monthly	Annually
Project Manager II	185	PR	Exempt	6	\$65.5164	\$5,241.32	\$11,356.20	\$136,274
				7	\$67.1539	\$5,372.32	\$11,640.03	\$139,680
				8	\$68.8332	\$5,506.66	\$11,931.10	\$143,173
				9	\$70.5539	\$5,644.32	\$12,229.36	\$146,752
Records Management Supervisor	185	SU	Exempt	1	\$57.9068	\$4,632.55	\$10,037.20	\$120,446
				2	\$59.3549	\$4,748.40	\$10,288.20	\$123,458
				3	\$60.8385	\$4,867.08	\$10,545.34	\$126,544
				4	\$62.3592	\$4,988.74	\$10,808.94	\$129,707
				5	\$63.9183	\$5,113.47	\$11,079.19	\$132,950
				6	\$65.5164	\$5,241.32	\$11,356.20	\$136,274
				7	\$67.1539	\$5,372.32	\$11,640.03	\$139,680
				8	\$68.8332	\$5,506.66	\$11,931.10	\$143,173
Records Specialist	173	GU	Non-exempt	9	\$70.5539	\$5,644.32	\$12,229.36	\$146,752
				1	\$32.2520	\$2,580.16	\$5,590.35	\$67,084
				2	\$33.0582	\$2,644.66	\$5,730.10	\$68,761
				3	\$33.8851	\$2,710.81	\$5,873.43	\$70,481
				4	\$34.7318	\$2,778.55	\$6,020.20	\$72,242
				5	\$35.5996	\$2,847.97	\$6,170.61	\$74,047
				6	\$36.4904	\$2,919.24	\$6,325.02	\$75,900
				7	\$37.4020	\$2,992.16	\$6,483.02	\$77,796
Recycled Water Distribution Operator	179	OP	Non-exempt	8	\$38.3375	\$3,067.00	\$6,645.17	\$79,742
				9	\$39.2962	\$3,143.70	\$6,811.35	\$81,736
				1	\$43.2145	\$3,457.16	\$7,490.52	\$89,886
				2	\$44.2952	\$3,543.62	\$7,677.85	\$92,134
				3	\$45.4025	\$3,632.20	\$7,869.77	\$94,437
				4	\$46.5375	\$3,723.00	\$8,066.50	\$96,798
				5	\$47.7005	\$3,816.04	\$8,268.09	\$99,217
				6	\$48.8933	\$3,911.47	\$8,474.86	\$101,698
Risk Specialist	174	PR	Non-exempt	7	\$50.1159	\$4,009.28	\$8,686.78	\$104,241
				8	\$51.3688	\$4,109.51	\$8,903.94	\$106,847
				9	\$52.6525	\$4,212.20	\$9,126.44	\$109,517
				1	\$33.8621	\$2,708.97	\$5,869.44	\$70,433
				2	\$34.7087	\$2,776.70	\$6,016.19	\$72,194
				3	\$35.5765	\$2,846.12	\$6,166.60	\$73,999
				4	\$36.4659	\$2,917.28	\$6,320.78	\$75,849
				5	\$37.3775	\$2,990.20	\$6,478.77	\$77,745
RW/Groundwater Recharge Maintenance Technician	176	GU	Non-exempt	6	\$38.3121	\$3,064.97	\$6,640.77	\$79,689
				7	\$39.2698	\$3,141.59	\$6,806.78	\$81,681
				8	\$40.2515	\$3,220.12	\$6,976.93	\$83,723
				9	\$41.2577	\$3,300.62	\$7,151.35	\$85,816
				1	\$37.3294	\$2,986.36	\$6,470.45	\$77,645
				2	\$38.2630	\$3,061.04	\$6,632.26	\$79,587
				3	\$39.2188	\$3,137.51	\$6,797.94	\$81,575
				4	\$40.2000	\$3,216.00	\$6,968.00	\$83,616
RW/Groundwater Recharge Maintenance Technician	176	GU	Non-exempt	5	\$41.2049	\$3,296.40	\$7,142.20	\$85,706

Inland Empire Utilities Agency

EXHIBIT 1

Salary Matrix

Effective February 15, 2023

Adopted February 15, 2023

Classification Title	Salary Range	Unit	FLSA	Step	Hourly	Biweekly	Monthly	Annually
RW/Groundwater Recharge Maintenance Technician	176	GU	Non-exempt	6	\$42.2351	\$3,378.81	\$7,320.76	\$87,849
				7	\$43.2909	\$3,463.28	\$7,503.78	\$90,045
				8	\$44.3731	\$3,549.85	\$7,691.35	\$92,296
				9	\$45.4827	\$3,638.62	\$7,883.68	\$94,604
RW/Groundwater Recharge Operations & Maintenance Specialist	179	UN	Exempt	1	\$43.2145	\$3,457.16	\$7,490.52	\$89,886
				2	\$44.2952	\$3,543.62	\$7,677.85	\$92,134
				3	\$45.4025	\$3,632.20	\$7,869.77	\$94,437
				4	\$46.5375	\$3,723.00	\$8,066.50	\$96,798
				5	\$47.7005	\$3,816.04	\$8,268.09	\$99,217
				6	\$48.8933	\$3,911.47	\$8,474.86	\$101,698
				7	\$50.1159	\$4,009.28	\$8,686.78	\$104,241
				8	\$51.3688	\$4,109.51	\$8,903.94	\$106,847
				9	\$52.6525	\$4,212.20	\$9,126.44	\$109,517
Safety Analyst	178	PR	Exempt	1	\$41.1553	\$3,292.43	\$7,133.60	\$85,603
				2	\$42.1842	\$3,374.74	\$7,311.94	\$87,743
				3	\$43.2390	\$3,459.12	\$7,494.76	\$89,937
				4	\$44.3193	\$3,545.55	\$7,682.03	\$92,184
				5	\$45.4279	\$3,634.24	\$7,874.19	\$94,490
				6	\$46.5630	\$3,725.04	\$8,070.92	\$96,851
				7	\$47.7275	\$3,818.20	\$8,272.77	\$99,273
				8	\$48.9207	\$3,913.66	\$8,479.60	\$101,755
				9	\$50.1433	\$4,011.47	\$8,691.52	\$104,298
Safety Officer	186	UN	Exempt	1	\$60.8039	\$4,864.32	\$10,539.36	\$126,472
				2	\$62.3241	\$4,985.93	\$10,802.85	\$129,634
				3	\$63.8823	\$5,110.59	\$11,072.95	\$132,875
				4	\$65.4794	\$5,238.36	\$11,349.78	\$136,197
				5	\$67.1164	\$5,369.32	\$11,633.53	\$139,602
				6	\$68.7943	\$5,503.55	\$11,924.36	\$143,092
				7	\$70.5140	\$5,641.12	\$12,222.43	\$146,669
				8	\$72.2770	\$5,782.16	\$12,528.02	\$150,336
				9	\$74.0837	\$5,926.70	\$12,841.19	\$154,094
Senior Accountant	179	PR	Exempt	1	\$43.2145	\$3,457.16	\$7,490.52	\$89,886
				2	\$44.2952	\$3,543.62	\$7,677.85	\$92,134
				3	\$45.4025	\$3,632.20	\$7,869.77	\$94,437
				4	\$46.5375	\$3,723.00	\$8,066.50	\$96,798
				5	\$47.7005	\$3,816.04	\$8,268.09	\$99,217
				6	\$48.8933	\$3,911.47	\$8,474.86	\$101,698
				7	\$50.1159	\$4,009.28	\$8,686.78	\$104,241
				8	\$51.3688	\$4,109.51	\$8,903.94	\$106,847
				9	\$52.6525	\$4,212.20	\$9,126.44	\$109,517
Senior Associate Engineer	184	UN	Exempt	1	\$55.1510	\$4,412.08	\$9,559.51	\$114,714
				2	\$56.5299	\$4,522.40	\$9,798.54	\$117,582
				3	\$57.9433	\$4,635.47	\$10,043.52	\$120,522
				4	\$59.3919	\$4,751.36	\$10,294.62	\$123,535
				5	\$60.8770	\$4,870.16	\$10,552.02	\$126,624

Inland Empire Utilities Agency
Salary Matrix
Effective February 15, 2023
Adopted February 15, 2023

EXHIBIT 1

Classification Title	Salary Range	Unit	FLSA	Step	Hourly	Biweekly	Monthly	Annually
Senior Associate Engineer	184	UN	Exempt	6	\$62.3986	\$4,991.89	\$10,815.77	\$129,789
				7	\$63.9582	\$5,116.66	\$11,086.10	\$133,033
				8	\$65.5568	\$5,244.55	\$11,363.20	\$136,358
				9	\$67.1962	\$5,375.70	\$11,647.35	\$139,768
Senior Associate Engineer - PE	185	UN	Exempt	1	\$57.9068	\$4,632.55	\$10,037.20	\$120,446
				2	\$59.3549	\$4,748.40	\$10,288.20	\$123,458
				3	\$60.8385	\$4,867.08	\$10,545.34	\$126,544
				4	\$62.3592	\$4,988.74	\$10,808.94	\$129,707
				5	\$63.9183	\$5,113.47	\$11,079.19	\$132,950
				6	\$65.5164	\$5,241.32	\$11,356.20	\$136,274
				7	\$67.1539	\$5,372.32	\$11,640.03	\$139,680
				8	\$68.8332	\$5,506.66	\$11,931.10	\$143,173
				9	\$70.5539	\$5,644.32	\$12,229.36	\$146,752
Senior Compost Operations and Maintenance Technician	181	GU	Non-exempt	1	\$47.6414	\$3,811.32	\$8,257.86	\$99,094
				2	\$48.8323	\$3,906.59	\$8,464.28	\$101,571
				3	\$50.0529	\$4,004.24	\$8,675.86	\$104,110
				4	\$51.3044	\$4,104.36	\$8,892.78	\$106,713
				5	\$52.5861	\$4,206.89	\$9,114.93	\$109,379
				6	\$53.9015	\$4,312.12	\$9,342.93	\$112,115
				7	\$55.2491	\$4,419.93	\$9,576.52	\$114,918
				8	\$56.6299	\$4,530.40	\$9,815.87	\$117,790
				9	\$58.0462	\$4,643.70	\$10,061.35	\$120,736
Senior Construction Project Inspector	182	UN	Exempt	1	\$50.0236	\$4,001.89	\$8,670.77	\$104,049
				2	\$51.2736	\$4,101.89	\$8,887.43	\$106,649
				3	\$52.5558	\$4,204.47	\$9,109.69	\$109,316
				4	\$53.8693	\$4,309.55	\$9,337.36	\$112,048
				5	\$55.2164	\$4,417.32	\$9,570.86	\$114,850
				6	\$56.5962	\$4,527.70	\$9,810.02	\$117,720
				7	\$58.0116	\$4,640.93	\$10,055.35	\$120,664
				8	\$59.4621	\$4,756.97	\$10,306.77	\$123,681
				9	\$60.9481	\$4,875.85	\$10,564.35	\$126,772
Senior Engineer	187	PR	Exempt	1	\$63.8428	\$5,107.43	\$11,066.10	\$132,793
				2	\$65.4385	\$5,235.08	\$11,342.68	\$136,112
				3	\$67.0746	\$5,365.97	\$11,626.27	\$139,515
				4	\$68.7515	\$5,500.12	\$11,916.93	\$143,003
				5	\$70.4698	\$5,637.59	\$12,214.78	\$146,577
				6	\$72.2318	\$5,778.55	\$12,520.20	\$150,242
				7	\$74.0375	\$5,923.00	\$12,833.17	\$153,998
				8	\$75.8885	\$6,071.08	\$13,154.01	\$157,848
				9	\$77.7861	\$6,222.89	\$13,482.93	\$161,795
Senior Environmental Resources Planner	184	UN	Exempt	1	\$55.1510	\$4,412.08	\$9,559.51	\$114,714
				2	\$56.5299	\$4,522.40	\$9,798.54	\$117,582
				3	\$57.9433	\$4,635.47	\$10,043.52	\$120,522
				4	\$59.3919	\$4,751.36	\$10,294.62	\$123,535
				5	\$60.8770	\$4,870.16	\$10,552.02	\$126,624

Inland Empire Utilities Agency

EXHIBIT 1

Salary Matrix

Effective February 15, 2023

Adopted February 15, 2023

Classification Title	Salary Range	Unit	FLSA	Step	Hourly	Biweekly	Monthly	Annually
Senior Environmental Resources Planner	184	UN	Exempt	6	\$62.3986	\$4,991.89	\$10,815.77	\$129,789
				7	\$63.9582	\$5,116.66	\$11,086.10	\$133,033
				8	\$65.5568	\$5,244.55	\$11,363.20	\$136,358
				9	\$67.1962	\$5,375.70	\$11,647.35	\$139,768
Senior External Affairs Specialist	180	UN	Exempt	1	\$45.3746	\$3,629.97	\$7,864.94	\$94,379
				2	\$46.5092	\$3,720.74	\$8,061.61	\$96,739
				3	\$47.6722	\$3,813.78	\$8,263.19	\$99,158
				4	\$48.8640	\$3,909.12	\$8,469.76	\$101,637
				5	\$50.0851	\$4,006.81	\$8,681.43	\$104,177
				6	\$51.3375	\$4,107.00	\$8,898.50	\$106,782
				7	\$52.6207	\$4,209.66	\$9,120.93	\$109,451
				8	\$53.9361	\$4,314.89	\$9,348.93	\$112,187
Senior Facilities Technician	180	GU	Non-exempt	9	\$55.2847	\$4,422.78	\$9,582.69	\$114,992
				1	\$45.3746	\$3,629.97	\$7,864.94	\$94,379
				2	\$46.5092	\$3,720.74	\$8,061.61	\$96,739
				3	\$47.6722	\$3,813.78	\$8,263.19	\$99,158
				4	\$48.8640	\$3,909.12	\$8,469.76	\$101,637
				5	\$50.0851	\$4,006.81	\$8,681.43	\$104,177
				6	\$51.3375	\$4,107.00	\$8,898.50	\$106,782
				7	\$52.6207	\$4,209.66	\$9,120.93	\$109,451
Senior Financial Analyst	183	PR	Exempt	8	\$53.9361	\$4,314.89	\$9,348.93	\$112,187
				9	\$55.2847	\$4,422.78	\$9,582.69	\$114,992
				1	\$52.5270	\$4,202.16	\$9,104.68	\$109,256
				2	\$53.8395	\$4,307.16	\$9,332.18	\$111,986
				3	\$55.1856	\$4,414.85	\$9,565.51	\$114,786
				4	\$56.5654	\$4,525.24	\$9,804.69	\$117,656
				5	\$57.9799	\$4,638.40	\$10,049.87	\$120,598
				6	\$59.4289	\$4,754.32	\$10,301.03	\$123,612
Senior Information Systems Analyst	182	PR	Exempt	7	\$60.9145	\$4,873.16	\$10,558.52	\$126,702
				8	\$62.4375	\$4,995.00	\$10,822.50	\$129,870
				9	\$63.9986	\$5,119.89	\$11,093.10	\$133,117
				1	\$50.0236	\$4,001.89	\$8,670.77	\$104,049
				2	\$51.2736	\$4,101.89	\$8,887.43	\$106,649
				3	\$52.5558	\$4,204.47	\$9,109.69	\$109,316
				4	\$53.8693	\$4,309.55	\$9,337.36	\$112,048
				5	\$55.2164	\$4,417.32	\$9,570.86	\$114,850
Senior Internal Auditor	182	PR	Exempt	6	\$56.5962	\$4,527.70	\$9,810.02	\$117,720
				7	\$58.0116	\$4,640.93	\$10,055.35	\$120,664
				8	\$59.4621	\$4,756.97	\$10,306.77	\$123,681
				9	\$60.9481	\$4,875.85	\$10,564.35	\$126,772
				1	\$50.0236	\$4,001.89	\$8,670.77	\$104,049
				2	\$51.2736	\$4,101.89	\$8,887.43	\$106,649
				3	\$52.5558	\$4,204.47	\$9,109.69	\$109,316
				4	\$53.8693	\$4,309.55	\$9,337.36	\$112,048
Senior Internal Auditor	182	PR	Exempt	5	\$55.2164	\$4,417.32	\$9,570.86	\$114,850
				6	\$56.5962	\$4,527.70	\$9,810.02	\$117,720

Inland Empire Utilities Agency

EXHIBIT 1

Salary Matrix

Effective February 15, 2023

Adopted February 15, 2023

Classification Title	Salary Range	Unit	FLSA	Step	Hourly	Biweekly	Monthly	Annually
Senior Internal Auditor	182	PR	Exempt	7	\$58.0116	\$4,640.93	\$10,055.35	\$120,664
				8	\$59.4621	\$4,756.97	\$10,306.77	\$123,681
				9	\$60.9481	\$4,875.85	\$10,564.35	\$126,772
Senior Inventory Analyst	182	PR	Exempt	1	\$50.0236	\$4,001.89	\$8,670.77	\$104,049
				2	\$51.2736	\$4,101.89	\$8,887.43	\$106,649
				3	\$52.5558	\$4,204.47	\$9,109.69	\$109,316
				4	\$53.8693	\$4,309.55	\$9,337.36	\$112,048
				5	\$55.2164	\$4,417.32	\$9,570.86	\$114,850
				6	\$56.5962	\$4,527.70	\$9,810.02	\$117,720
				7	\$58.0116	\$4,640.93	\$10,055.35	\$120,664
				8	\$59.4621	\$4,756.97	\$10,306.77	\$123,681
				9	\$60.9481	\$4,875.85	\$10,564.35	\$126,772
Senior Management Analyst	182	PR	Exempt	1	\$50.0236	\$4,001.89	\$8,670.77	\$104,049
				2	\$51.2736	\$4,101.89	\$8,887.43	\$106,649
				3	\$52.5558	\$4,204.47	\$9,109.69	\$109,316
				4	\$53.8693	\$4,309.55	\$9,337.36	\$112,048
				5	\$55.2164	\$4,417.32	\$9,570.86	\$114,850
				6	\$56.5962	\$4,527.70	\$9,810.02	\$117,720
				7	\$58.0116	\$4,640.93	\$10,055.35	\$120,664
				8	\$59.4621	\$4,756.97	\$10,306.77	\$123,681
				9	\$60.9481	\$4,875.85	\$10,564.35	\$126,772
Senior Operations Specialist	184	UN	Exempt	1	\$55.1510	\$4,412.08	\$9,559.51	\$114,714
				2	\$56.5299	\$4,522.40	\$9,798.54	\$117,582
				3	\$57.9433	\$4,635.47	\$10,043.52	\$120,522
				4	\$59.3919	\$4,751.36	\$10,294.62	\$123,535
				5	\$60.8770	\$4,870.16	\$10,552.02	\$126,624
				6	\$62.3986	\$4,991.89	\$10,815.77	\$129,789
				7	\$63.9582	\$5,116.66	\$11,086.10	\$133,033
				8	\$65.5568	\$5,244.55	\$11,363.20	\$136,358
				9	\$67.1962	\$5,375.70	\$11,647.35	\$139,768
Senior Policy Advisor	188	UN	Exempt	1	\$67.0318	\$5,362.55	\$11,618.86	\$139,426
				2	\$68.7082	\$5,496.66	\$11,909.43	\$142,913
				3	\$70.4260	\$5,634.08	\$12,207.18	\$146,486
				4	\$72.1861	\$5,774.89	\$12,512.27	\$150,147
				5	\$73.9909	\$5,919.28	\$12,825.11	\$153,901
				6	\$75.8404	\$6,067.24	\$13,145.69	\$157,748
				7	\$77.7371	\$6,218.97	\$13,474.44	\$161,693
				8	\$79.6803	\$6,374.43	\$13,811.27	\$165,735
				9	\$81.6722	\$6,533.78	\$14,156.53	\$169,878
Senior Policy Advisor (Y-Rated; Hired Before 1/23/2022)	207	UN	Exempt	1	\$87.4193	\$6,993.55	\$15,152.70	\$181,832
Senior Pretreatment & Source Control Inspector	180	GU	Non-exempt	1	\$45.3746	\$3,629.97	\$7,864.94	\$94,379
				2	\$46.5092	\$3,720.74	\$8,061.61	\$96,739
				3	\$47.6722	\$3,813.78	\$8,263.19	\$99,158

Inland Empire Utilities Agency

EXHIBIT 1

Salary Matrix

Effective February 15, 2023

Adopted February 15, 2023

Classification Title	Salary Range	Unit	FLSA	Step	Hourly	Biweekly	Monthly	Annually
Senior Pretreatment & Source Control Inspector	180	GU	Non-exempt	4	\$48.8640	\$3,909.12	\$8,469.76	\$101,637
				5	\$50.0851	\$4,006.81	\$8,681.43	\$104,177
				6	\$51.3375	\$4,107.00	\$8,898.50	\$106,782
				7	\$52.6207	\$4,209.66	\$9,120.93	\$109,451
				8	\$53.9361	\$4,314.89	\$9,348.93	\$112,187
				9	\$55.2847	\$4,422.78	\$9,582.69	\$114,992
Senior Project Manager	187	PR	Exempt	1	\$63.8428	\$5,107.43	\$11,066.10	\$132,793
				2	\$65.4385	\$5,235.08	\$11,342.68	\$136,112
				3	\$67.0746	\$5,365.97	\$11,626.27	\$139,515
				4	\$68.7515	\$5,500.12	\$11,916.93	\$143,003
				5	\$70.4698	\$5,637.59	\$12,214.78	\$146,577
				6	\$72.2318	\$5,778.55	\$12,520.20	\$150,242
				7	\$74.0375	\$5,923.00	\$12,833.17	\$153,998
				8	\$75.8885	\$6,071.08	\$13,154.01	\$157,848
				9	\$77.7861	\$6,222.89	\$13,482.93	\$161,795
Senior Wastewater Treatment Plant Operator	181	OP	Non-exempt	1	\$47.6414	\$3,811.32	\$8,257.86	\$99,094
				2	\$48.8323	\$3,906.59	\$8,464.28	\$101,571
				3	\$50.0529	\$4,004.24	\$8,675.86	\$104,110
				4	\$51.3044	\$4,104.36	\$8,892.78	\$106,713
				5	\$52.5861	\$4,206.89	\$9,114.93	\$109,379
				6	\$53.9015	\$4,312.12	\$9,342.93	\$112,115
				7	\$55.2491	\$4,419.93	\$9,576.52	\$114,918
				8	\$56.6299	\$4,530.40	\$9,815.87	\$117,790
				9	\$58.0462	\$4,643.70	\$10,061.35	\$120,736
Senior Water Plant Operator	181	OP	Non-exempt	1	\$47.6414	\$3,811.32	\$8,257.86	\$99,094
				2	\$48.8323	\$3,906.59	\$8,464.28	\$101,571
				3	\$50.0529	\$4,004.24	\$8,675.86	\$104,110
				4	\$51.3044	\$4,104.36	\$8,892.78	\$106,713
				5	\$52.5861	\$4,206.89	\$9,114.93	\$109,379
				6	\$53.9015	\$4,312.12	\$9,342.93	\$112,115
				7	\$55.2491	\$4,419.93	\$9,576.52	\$114,918
				8	\$56.6299	\$4,530.40	\$9,815.87	\$117,790
				9	\$58.0462	\$4,643.70	\$10,061.35	\$120,736
Senior Water Resources Analyst	184	PR	Exempt	1	\$55.1510	\$4,412.08	\$9,559.51	\$114,714
				2	\$56.5299	\$4,522.40	\$9,798.54	\$117,582
				3	\$57.9433	\$4,635.47	\$10,043.52	\$120,522
				4	\$59.3919	\$4,751.36	\$10,294.62	\$123,535
				5	\$60.8770	\$4,870.16	\$10,552.02	\$126,624
				6	\$62.3986	\$4,991.89	\$10,815.77	\$129,789
				7	\$63.9582	\$5,116.66	\$11,086.10	\$133,033
				8	\$65.5568	\$5,244.55	\$11,363.20	\$136,358
				9	\$67.1962	\$5,375.70	\$11,647.35	\$139,768
Source Control/Environmental Resources Supervisor	187	SU	Exempt	1	\$63.8428	\$5,107.43	\$11,066.10	\$132,793
				2	\$65.4385	\$5,235.08	\$11,342.68	\$136,112

Inland Empire Utilities Agency

EXHIBIT 1

Salary Matrix

Effective February 15, 2023

Adopted February 15, 2023

Classification Title	Salary Range	Unit	FLSA	Step	Hourly	Biweekly	Monthly	Annually
Source Control/Environmental Resources Supervisor	187	SU	Exempt	3	\$67.0746	\$5,365.97	\$11,626.27	\$139,515
				4	\$68.7515	\$5,500.12	\$11,916.93	\$143,003
				5	\$70.4698	\$5,637.59	\$12,214.78	\$146,577
				6	\$72.2318	\$5,778.55	\$12,520.20	\$150,242
				7	\$74.0375	\$5,923.00	\$12,833.17	\$153,998
				8	\$75.8885	\$6,071.08	\$13,154.01	\$157,848
				9	\$77.7861	\$6,222.89	\$13,482.93	\$161,795
Supervisor - Environmental Compliance & Energy	188	SU	Exempt	1	\$67.0318	\$5,362.55	\$11,618.86	\$139,426
				2	\$68.7082	\$5,496.66	\$11,909.43	\$142,913
				3	\$70.4260	\$5,634.08	\$12,207.18	\$146,486
				4	\$72.1861	\$5,774.89	\$12,512.27	\$150,147
				5	\$73.9909	\$5,919.28	\$12,825.11	\$153,901
				6	\$75.8404	\$6,067.24	\$13,145.69	\$157,748
				7	\$77.7371	\$6,218.97	\$13,474.44	\$161,693
				8	\$79.6803	\$6,374.43	\$13,811.27	\$165,735
				9	\$81.6722	\$6,533.78	\$14,156.53	\$169,878
Systems Administrator	181	PR	Exempt	1	\$47.6414	\$3,811.32	\$8,257.86	\$99,094
				2	\$48.8323	\$3,906.59	\$8,464.28	\$101,571
				3	\$50.0529	\$4,004.24	\$8,675.86	\$104,110
				4	\$51.3044	\$4,104.36	\$8,892.78	\$106,713
				5	\$52.5861	\$4,206.89	\$9,114.93	\$109,379
				6	\$53.9015	\$4,312.12	\$9,342.93	\$112,115
				7	\$55.2491	\$4,419.93	\$9,576.52	\$114,918
				8	\$56.6299	\$4,530.40	\$9,815.87	\$117,790
				9	\$58.0462	\$4,643.70	\$10,061.35	\$120,736
Technology Specialist I	178	GU	Non-exempt	1	\$41.1553	\$3,292.43	\$7,133.60	\$85,603
				2	\$42.1842	\$3,374.74	\$7,311.94	\$87,743
				3	\$43.2390	\$3,459.12	\$7,494.76	\$89,937
				4	\$44.3193	\$3,545.55	\$7,682.03	\$92,184
				5	\$45.4279	\$3,634.24	\$7,874.19	\$94,490
				6	\$46.5630	\$3,725.04	\$8,070.92	\$96,851
				7	\$47.7275	\$3,818.20	\$8,272.77	\$99,273
				8	\$48.9207	\$3,913.66	\$8,479.60	\$101,755
				9	\$50.1433	\$4,011.47	\$8,691.52	\$104,298
Technology Specialist II	180	GU	Non-exempt	1	\$45.3746	\$3,629.97	\$7,864.94	\$94,379
				2	\$46.5092	\$3,720.74	\$8,061.61	\$96,739
				3	\$47.6722	\$3,813.78	\$8,263.19	\$99,158
				4	\$48.8640	\$3,909.12	\$8,469.76	\$101,637
				5	\$50.0851	\$4,006.81	\$8,681.43	\$104,177
				6	\$51.3375	\$4,107.00	\$8,898.50	\$106,782
				7	\$52.6207	\$4,209.66	\$9,120.93	\$109,451
				8	\$53.9361	\$4,314.89	\$9,348.93	\$112,187
				9	\$55.2847	\$4,422.78	\$9,582.69	\$114,992
Technology Specialist III	182	GU	Non-exempt	1	\$50.0236	\$4,001.89	\$8,670.77	\$104,049
				2	\$51.2736	\$4,101.89	\$8,887.43	\$106,649

Inland Empire Utilities Agency
Salary Matrix
Effective February 15, 2023
Adopted February 15, 2023

EXHIBIT 1

Classification Title	Salary Range	Unit	FLSA	Step	Hourly	Biweekly	Monthly	Annually
Technology Specialist III	182	GU	Non-exempt	3	\$52.5558	\$4,204.47	\$9,109.69	\$109,316
				4	\$53.8693	\$4,309.55	\$9,337.36	\$112,048
				5	\$55.2164	\$4,417.32	\$9,570.86	\$114,850
				6	\$56.5962	\$4,527.70	\$9,810.02	\$117,720
				7	\$58.0116	\$4,640.93	\$10,055.35	\$120,664
				8	\$59.4621	\$4,756.97	\$10,306.77	\$123,681
				9	\$60.9481	\$4,875.85	\$10,564.35	\$126,772
Warehouse Supervisor	185	SU	Exempt	1	\$57.9068	\$4,632.55	\$10,037.20	\$120,446
				2	\$59.3549	\$4,748.40	\$10,288.20	\$123,458
				3	\$60.8385	\$4,867.08	\$10,545.34	\$126,544
				4	\$62.3592	\$4,988.74	\$10,808.94	\$129,707
				5	\$63.9183	\$5,113.47	\$11,079.19	\$132,950
				6	\$65.5164	\$5,241.32	\$11,356.20	\$136,274
				7	\$67.1539	\$5,372.32	\$11,640.03	\$139,680
Warehouse Technician	171	GU	Non-exempt	8	\$68.8332	\$5,506.66	\$11,931.10	\$143,173
				9	\$70.5539	\$5,644.32	\$12,229.36	\$146,752
				1	\$29.2539	\$2,340.32	\$5,070.70	\$60,848
				2	\$29.9851	\$2,398.81	\$5,197.43	\$62,369
				3	\$30.7347	\$2,458.78	\$5,327.36	\$63,928
				4	\$31.5029	\$2,520.24	\$5,460.52	\$65,526
				5	\$32.2914	\$2,583.32	\$5,597.20	\$67,166
Wastewater Treatment Plant Operator I	174	OP	Non-exempt	6	\$33.0981	\$2,647.85	\$5,737.01	\$68,844
				7	\$33.9260	\$2,714.08	\$5,880.51	\$70,566
				8	\$34.7736	\$2,781.89	\$6,027.43	\$72,329
				9	\$35.6433	\$2,851.47	\$6,178.19	\$74,138
				1	\$33.8621	\$2,708.97	\$5,869.44	\$70,433
				2	\$34.7087	\$2,776.70	\$6,016.19	\$72,194
				3	\$35.5765	\$2,846.12	\$6,166.60	\$73,999
Wastewater Treatment Plant Operator II	176	OP	Non-exempt	4	\$36.4659	\$2,917.28	\$6,320.78	\$75,849
				5	\$37.3775	\$2,990.20	\$6,478.77	\$77,745
				6	\$38.3121	\$3,064.97	\$6,640.77	\$79,689
				7	\$39.2698	\$3,141.59	\$6,806.78	\$81,681
				8	\$40.2515	\$3,220.12	\$6,976.93	\$83,723
				9	\$41.2577	\$3,300.62	\$7,151.35	\$85,816
				1	\$37.3294	\$2,986.36	\$6,470.45	\$77,645
Wastewater Treatment Plant Operator III	178	OP	Non-exempt	2	\$38.2630	\$3,061.04	\$6,632.26	\$79,587
				3	\$39.2188	\$3,137.51	\$6,797.94	\$81,575
				4	\$40.2000	\$3,216.00	\$6,968.00	\$83,616
				5	\$41.2049	\$3,296.40	\$7,142.20	\$85,706
				6	\$42.2351	\$3,378.81	\$7,320.76	\$87,849
				7	\$43.2909	\$3,463.28	\$7,503.78	\$90,045
				8	\$44.3731	\$3,549.85	\$7,691.35	\$92,296
Wastewater Treatment Plant Operator III	178	OP	Non-exempt	9	\$45.4827	\$3,638.62	\$7,883.68	\$94,604
				1	\$41.1553	\$3,292.43	\$7,133.60	\$85,603
Wastewater Treatment Plant Operator III	178	OP	Non-exempt	2	\$42.1842	\$3,374.74	\$7,311.94	\$87,743
				3	\$43.2390	\$3,459.12	\$7,494.76	\$89,937

Inland Empire Utilities Agency
Salary Matrix
Effective February 15, 2023
Adopted February 15, 2023

EXHIBIT 1

Classification Title	Salary Range	Unit	FLSA	Step	Hourly	Biweekly	Monthly	Annually
Wastewater Treatment Plant Operator III	178	OP	Non-exempt	4	\$44.3193	\$3,545.55	\$7,682.03	\$92,184
				5	\$45.4279	\$3,634.24	\$7,874.19	\$94,490
				6	\$46.5630	\$3,725.04	\$8,070.92	\$96,851
				7	\$47.7275	\$3,818.20	\$8,272.77	\$99,273
				8	\$48.9207	\$3,913.66	\$8,479.60	\$101,755
				9	\$50.1433	\$4,011.47	\$8,691.52	\$104,298
Wastewater Treatment Plant Operator IV, V	180	OP	Non-exempt	1	\$45.3746	\$3,629.97	\$7,864.94	\$94,379
				2	\$46.5092	\$3,720.74	\$8,061.61	\$96,739
				3	\$47.6722	\$3,813.78	\$8,263.19	\$99,158
				4	\$48.8640	\$3,909.12	\$8,469.76	\$101,637
				5	\$50.0851	\$4,006.81	\$8,681.43	\$104,177
				6	\$51.3375	\$4,107.00	\$8,898.50	\$106,782
				7	\$52.6207	\$4,209.66	\$9,120.93	\$109,451
				8	\$53.9361	\$4,314.89	\$9,348.93	\$112,187
				9	\$55.2847	\$4,422.78	\$9,582.69	\$114,992
Wastewater Treatment Plant Operator-in-Training	171	OP	Non-exempt	1	\$29.2539	\$2,340.32	\$5,070.70	\$60,848
				2	\$29.9851	\$2,398.81	\$5,197.43	\$62,369
				3	\$30.7347	\$2,458.78	\$5,327.36	\$63,928
				4	\$31.5029	\$2,520.24	\$5,460.52	\$65,526
				5	\$32.2914	\$2,583.32	\$5,597.20	\$67,166
				6	\$33.0981	\$2,647.85	\$5,737.01	\$68,844
				7	\$33.9260	\$2,714.08	\$5,880.51	\$70,566
				8	\$34.7736	\$2,781.89	\$6,027.43	\$72,329
				9	\$35.6433	\$2,851.47	\$6,178.19	\$74,138
Water Plant Operator I	174	OP	Non-exempt	1	\$33.8621	\$2,708.97	\$5,869.44	\$70,433
				2	\$34.7087	\$2,776.70	\$6,016.19	\$72,194
				3	\$35.5765	\$2,846.12	\$6,166.60	\$73,999
				4	\$36.4659	\$2,917.28	\$6,320.78	\$75,849
				5	\$37.3775	\$2,990.20	\$6,478.77	\$77,745
				6	\$38.3121	\$3,064.97	\$6,640.77	\$79,689
				7	\$39.2698	\$3,141.59	\$6,806.78	\$81,681
				8	\$40.2515	\$3,220.12	\$6,976.93	\$83,723
				9	\$41.2577	\$3,300.62	\$7,151.35	\$85,816
Water Plant Operator II	176	OP	Non-exempt	1	\$37.3294	\$2,986.36	\$6,470.45	\$77,645
				2	\$38.2630	\$3,061.04	\$6,632.26	\$79,587
				3	\$39.2188	\$3,137.51	\$6,797.94	\$81,575
				4	\$40.2000	\$3,216.00	\$6,968.00	\$83,616
				5	\$41.2049	\$3,296.40	\$7,142.20	\$85,706
				6	\$42.2351	\$3,378.81	\$7,320.76	\$87,849
				7	\$43.2909	\$3,463.28	\$7,503.78	\$90,045
				8	\$44.3731	\$3,549.85	\$7,691.35	\$92,296
				9	\$45.4827	\$3,638.62	\$7,883.68	\$94,604
Water Plant Operator III	178	OP	Non-exempt	1	\$41.1553	\$3,292.43	\$7,133.60	\$85,603
				2	\$42.1842	\$3,374.74	\$7,311.94	\$87,743
				3	\$43.2390	\$3,459.12	\$7,494.76	\$89,937

Inland Empire Utilities Agency
Salary Matrix
Effective February 15, 2023
Adopted February 15, 2023

EXHIBIT 1

Classification Title	Salary Range	Unit	FLSA	Step	Hourly	Biweekly	Monthly	Annually
Water Plant Operator III	178	OP	Non-exempt	4	\$44.3193	\$3,545.55	\$7,682.03	\$92,184
				5	\$45.4279	\$3,634.24	\$7,874.19	\$94,490
				6	\$46.5630	\$3,725.04	\$8,070.92	\$96,851
				7	\$47.7275	\$3,818.20	\$8,272.77	\$99,273
				8	\$48.9207	\$3,913.66	\$8,479.60	\$101,755
				9	\$50.1433	\$4,011.47	\$8,691.52	\$104,298
Water Plant Operator IV, V	180	OP	Non-exempt	1	\$45.3746	\$3,629.97	\$7,864.94	\$94,379
				2	\$46.5092	\$3,720.74	\$8,061.61	\$96,739
				3	\$47.6722	\$3,813.78	\$8,263.19	\$99,158
				4	\$48.8640	\$3,909.12	\$8,469.76	\$101,637
				5	\$50.0851	\$4,006.81	\$8,681.43	\$104,177
				6	\$51.3375	\$4,107.00	\$8,898.50	\$106,782
				7	\$52.6207	\$4,209.66	\$9,120.93	\$109,451
				8	\$53.9361	\$4,314.89	\$9,348.93	\$112,187
				9	\$55.2847	\$4,422.78	\$9,582.69	\$114,992
Z-Not in Use	165	(blank)	(blank)	1	\$21.8347	\$1,746.78	\$3,784.69	\$45,416
				2	\$22.3803	\$1,790.43	\$3,879.27	\$46,551
				3	\$22.9400	\$1,835.20	\$3,976.27	\$47,715
				4	\$23.5135	\$1,881.08	\$4,075.68	\$48,908
				5	\$24.1015	\$1,928.12	\$4,177.60	\$50,131
				6	\$24.7034	\$1,976.28	\$4,281.94	\$51,383
				7	\$25.3217	\$2,025.74	\$4,389.11	\$52,669
				8	\$25.9544	\$2,076.36	\$4,498.78	\$53,985
				9	\$26.6034	\$2,128.28	\$4,611.28	\$55,335
	167	(blank)	(blank)	1	\$24.0707	\$1,925.66	\$4,172.27	\$50,067
				2	\$24.6722	\$1,973.78	\$4,276.53	\$51,318
				3	\$25.2895	\$2,023.16	\$4,383.52	\$52,602
				4	\$25.9212	\$2,073.70	\$4,493.02	\$53,916
				5	\$26.5693	\$2,125.55	\$4,605.36	\$55,264
				6	\$27.2332	\$2,178.66	\$4,720.43	\$56,645
				7	\$27.9145	\$2,233.16	\$4,838.52	\$58,062
				8	\$28.6121	\$2,288.97	\$4,959.44	\$59,513
				9	\$29.3270	\$2,346.16	\$5,083.35	\$61,000
	168	(blank)	(blank)	1	\$25.2722	\$2,021.78	\$4,380.53	\$52,566
				2	\$25.9039	\$2,072.32	\$4,490.03	\$53,880
				3	\$26.5510	\$2,124.08	\$4,602.18	\$55,226
				4	\$27.2145	\$2,177.16	\$4,717.18	\$56,606
				5	\$27.8948	\$2,231.59	\$4,835.12	\$58,021
				6	\$28.5928	\$2,287.43	\$4,956.10	\$59,473
				7	\$29.3073	\$2,344.59	\$5,079.95	\$60,959
				8	\$30.0400	\$2,403.20	\$5,206.94	\$62,483
				9	\$30.7914	\$2,463.32	\$5,337.20	\$64,046
	169	(blank)	(blank)	1	\$26.5337	\$2,122.70	\$4,599.19	\$55,190
				2	\$27.1967	\$2,175.74	\$4,714.11	\$56,569
				3	\$27.8765	\$2,230.12	\$4,831.93	\$57,983
				4	\$28.5741	\$2,285.93	\$4,952.85	\$59,434

Inland Empire Utilities Agency

EXHIBIT 1

Salary Matrix

Effective February 15, 2023

Adopted February 15, 2023

Classification Title

Z-Not in Use

Salary Range	Unit	FLSA	Step	Hourly	Biweekly	Monthly	Annually
169	(blank)	(blank)	5	\$29.2880	\$2,343.04	\$5,076.59	\$60,919
			6	\$30.0202	\$2,401.62	\$5,203.51	\$62,442
			7	\$30.7707	\$2,461.66	\$5,333.60	\$64,003
			8	\$31.5400	\$2,523.20	\$5,466.94	\$65,603
			9	\$32.3284	\$2,586.28	\$5,603.61	\$67,243
189	(blank)	(blank)	1	\$70.3832	\$5,630.66	\$12,199.77	\$146,397
			2	\$72.1433	\$5,771.47	\$12,504.86	\$150,058
			3	\$73.9467	\$5,915.74	\$12,817.44	\$153,809
			4	\$75.7957	\$6,063.66	\$13,137.93	\$157,655
			5	\$77.6900	\$6,215.20	\$13,466.27	\$161,595
			6	\$79.6323	\$6,370.59	\$13,802.95	\$165,635
			7	\$81.6226	\$6,529.81	\$14,147.93	\$169,775
			8	\$83.6635	\$6,693.08	\$14,501.68	\$174,020
			9	\$85.7553	\$6,860.43	\$14,864.27	\$178,371
191	(blank)	(blank)	1	\$77.5962	\$6,207.70	\$13,450.02	\$161,400
			2	\$79.5361	\$6,362.89	\$13,786.27	\$165,435
			3	\$81.5246	\$6,521.97	\$14,130.94	\$169,571
			4	\$83.5621	\$6,684.97	\$14,484.11	\$173,809
			5	\$85.6510	\$6,852.08	\$14,846.18	\$178,154
			6	\$87.7924	\$7,023.40	\$15,217.37	\$182,608
			7	\$89.9871	\$7,198.97	\$15,597.77	\$187,173
			8	\$92.2371	\$7,378.97	\$15,987.77	\$191,853
			9	\$94.5428	\$7,563.43	\$16,387.44	\$196,649
196	(blank)	(blank)	1	\$99.0366	\$7,922.93	\$17,166.35	\$205,996
			2	\$101.5121	\$8,120.97	\$17,595.44	\$211,145
			3	\$104.0500	\$8,324.00	\$18,035.34	\$216,424
			4	\$106.6515	\$8,532.12	\$18,486.26	\$221,835
			5	\$109.3174	\$8,745.40	\$18,948.37	\$227,380
			6	\$112.0505	\$8,964.04	\$19,422.09	\$233,065
			7	\$114.8525	\$9,188.20	\$19,907.77	\$238,893
			8	\$117.7231	\$9,417.85	\$20,405.35	\$244,864
			9	\$120.6664	\$9,653.32	\$20,915.53	\$250,986
198	(blank)	(blank)	1	\$109.1866	\$8,734.93	\$18,925.69	\$227,108
			2	\$111.9164	\$8,953.32	\$19,398.86	\$232,786
			3	\$114.7140	\$9,177.12	\$19,883.76	\$238,605
			4	\$117.5818	\$9,406.55	\$20,380.86	\$244,570
			5	\$120.5212	\$9,641.70	\$20,890.35	\$250,684
			6	\$123.5337	\$9,882.70	\$21,412.52	\$256,950
			7	\$126.6231	\$10,129.85	\$21,948.01	\$263,376
			8	\$129.7880	\$10,383.04	\$22,496.59	\$269,959
			9	\$133.0327	\$10,642.62	\$23,059.01	\$276,708
200	(blank)	(blank)	1	\$126.1803	\$10,094.43	\$21,871.27	\$262,455
			2	\$129.3351	\$10,346.81	\$22,418.09	\$269,017
			3	\$132.5683	\$10,605.47	\$22,978.52	\$275,742
			4	\$135.8827	\$10,870.62	\$23,553.01	\$282,636
			5	\$139.2794	\$11,142.36	\$24,141.78	\$289,701

Inland Empire Utilities Agency**EXHIBIT 1****Salary Matrix****Effective February 15, 2023****Adopted February 15, 2023**

Classification Title	Salary Range	Unit	FLSA	Step	Hourly	Biweekly	Monthly	Annually
Z-Not in Use	200	(blank)	(blank)	6	\$142.7611	\$11,420.89	\$24,745.27	\$296,943
				7	\$146.3303	\$11,706.43	\$25,363.94	\$304,367
				8	\$149.9890	\$11,999.12	\$25,998.10	\$311,977
				9	\$153.7380	\$12,299.04	\$26,647.92	\$319,775

Note:

1. Incumbent Procurement Specialist I reclassified to Procurement Specialist II on 7/1/18 shall be exempt.

**ACTION
ITEM**

2C

Date: February 15, 2023

To: The Honorable Board of Directors

ADD
From: Shivaji Deshmukh, General Manager

Committee:

Staff Contact: Shivaji Deshmukh, General Manager

Subject: Adopt Resolution No. 2023-2-1, Authorizing IEUA to Enter into a Financial Assistance Agreement under WaterSMART: Water Recycling and Desalination Planning

Executive Summary:

The U.S. Department of the Interior's (Department) WaterSMART (Sustain and Manage America's Resources for Tomorrow) Program provides a framework for Federal leadership and assistance to stretch and secure water supplies for future generations in support of the Department's priorities. Through WaterSMART, the Bureau of Reclamation (Reclamation) leverages Federal and non-Federal funding to work cooperatively with States, Tribes, and local entities as they plan for and implement actions to increase water supply sustainability through investments in existing infrastructure and attention to local water conflicts.

IEUA will seek grant funds to offset planning and related costs for the Chino Basin Advanced Treated Recycled Water, Storage, and Production Project for Funding Group II for up to \$5,000,000 for Large-Scale Projects. This opportunity is for activities that may take up to 24 months to complete for Large-Scale projects with an anticipated total project cost greater than \$500,000,000.

Staff's Recommendation:

Adopt Resolution No. 2023-2-1, authorizing the General Manager to enter into a financial assistance agreement under the USBR's WaterSMART: Water Recycling and Desalination Planning Grants Program for the Chino Basin Advanced Treated Recycled Water, Storage, and Production Project

Budget Impact *Budgeted (Y/N): Y Amendment (Y/N): Y Amount for Requested Approval:*

Account/Project Name:

Chino Basin Advanced Treated Recycled Water, Storage, and Production

Fiscal Impact (explain if not budgeted):

N/A

Prior Board Action:

None.

Environmental Determination:

Not Applicable

Business Goal:

This is part of a larger effort to fund the Chino Basin Program and as such, it is in keeping with the Agency funding priorities as well as the goal of building local resilience and lowering our dependence on State Water Project water.

Attachments:

1. Background
2. Resolution No. 2023-2-1

Background

Subject: Subject: Adoption of Resolution for the USBR WaterSMART Water Recycling and Desalination Planning Grants Program Funding Under Notice of Funding Opportunity (NOFO) No. R23AS00076

The U.S. Department of the Interior's (Department) WaterSMART (Sustain and Manage America's Resources for Tomorrow) Program provides a framework for Federal leadership and assistance to stretch and secure water supplies for future generations in support of the Department's priorities. Through WaterSMART, the Bureau of Reclamation (Reclamation) leverages Federal and non-Federal funding to work cooperatively with States, Tribes, and local entities as they plan for and implement actions to increase water supply sustainability through investments in existing infrastructure and attention to local water conflicts.

Water recycling and desalination are essential tools for stretching the limited water supplies in the Western United States. Water recycling projects develop and supplement urban and irrigation water supplies through water reuse—thereby improving efficiency, providing flexibility during water shortages, and diversifying the water supply. These projects provide growing communities with new sources of clean water which increases water management flexibility and makes our water supply more reliable. Desalination projects develop and supplement municipal and irrigation water supplies through the treatment of ocean or brackish water, thereby providing a local supply, providing flexibility during water shortages, and diversifying the water supply portfolio. The water recycling and desalination programs also provide support for priorities identified in Presidential Executive Order (E.O.) 14008: Tackling the Climate Crisis at Home and Abroad and align with other priorities, such as those identified in E.O. 13985: Advancing Racial Equity and Support for Underserved Communities Through the Federal Government.

IEUA will apply for federal funding as part of Funding Group II: Up to \$5,000,000 that will be available for planning, preliminary design, and environmental compliance activities for up to 24 months to complete for projects with an anticipated total project cost greater than \$500,000,000 and a cost share of 75% or more of total costs. IEUA will be seeking funds for planning and related costs for the Chino Basin Program, titled The Chino Basin Advanced Treated Recycled Water, Storage, and Production Project for the purposes of this grant.

RESOLUTION NO. 2023-2-1

THE BOARD OF DIRECTORS OF THE INLAND EMPIRE UTILITIES AGENCY*, SAN BERNARDINO COUNTY, CALIFORNIA, AUTHORIZING THE INLAND EMPIRE UTILITIES AGENCY TO PASS A RESOLUTION AUTHORIZING ENTERING INTO A FUNDING AGREEMENT UNDER THE WATERSMART: WATER RECYCLING AND DESALINATION PLANNING PROGRAM WITH THE U.S. DEPARTMENT OF INTERIOR - BUREAU OF RECLAMATION AND DESIGNATING A REPRESENTATIVE TO EXECUTE THE FINANCIAL ASSISTANCE AGREEMENT, AND ANY AMENDMENTS THERETO

WHEREAS, the United States Department of the Interior, Bureau of Reclamation under the WaterSMART Water Recycling and Desalination Planning Grant Program will make funding available to qualifying applicants; and

WHEREAS, the Board of Directors of the Inland Empire Utilities Agency has identified projects that exemplify the objectives of the Water Recycling and Desalination Planning Program; and

BE IT RESOLVED, that the Inland Empire Utilities Agency is hereby authorized to enter into a financial assistance agreement under the Water Recycling and Desalination Planning Program; and

BE IT RESOLVED, the General Manager has reviewed and supports the application being submitted; and

BE IT RESOLVED, that the General Manager, or his designee(s), is hereby authorized and designated to sign, for and on behalf of the Agency, the funding agreement for the Water Recycling and Desalination Planning Program and any amendments thereto; and

BE IT RESOLVED, that the General Manager, or his designee(s), is hereby authorized and designated to represent the Agency in carrying out the Agency's responsibilities under the funding agreement, including certifying invoices and disbursement requests for Project costs on behalf of the Agency and compliance with applicable state and federal laws.

BE IT RESOLVED, that the Inland Empire Utilities Agency is capable of providing the amount of funding and/or in-kind contributions specified in the grant application funding plan;

BE IT RESOLVED, that the Inland Empire Utilities Agency will work with the Bureau of Reclamation to meet established deadlines for entering into a cooperative agreement, and;

BE IT RESOLVED, that IEUA's Board of Directors hereby adopts Resolution No. 2023-2-1 on this 15th day of February, 2023.

Marco Tule
President of the Inland Empire Utilities Agency*
and the
Board of Directors thereof

ATTEST:

Jasmin A. Hall,
Secretary/Treasurer of the Inland Empire
Utilities Agency* and of the Board of
Directors Thereof

STATE OF CALIFORNIA)
)SS
COUNTY OF SAN BERNARDINO)

I, Jasmin A. Hall, Secretary of the Inland Empire Utilities Agency, DO HEREBY CERTIFY that the foregoing Resolution No. 2023-2-1 was adopted at a regular meeting on February 15, 2023, of said Board by the following vote:

AYES:

NOES:

ABSTAIN:

ABSENT:

Jasmin A. Hall
Secretary/Treasurer of the Inland Empire
Utilities Agency* and of the Board of
Directors thereof

(SEAL)

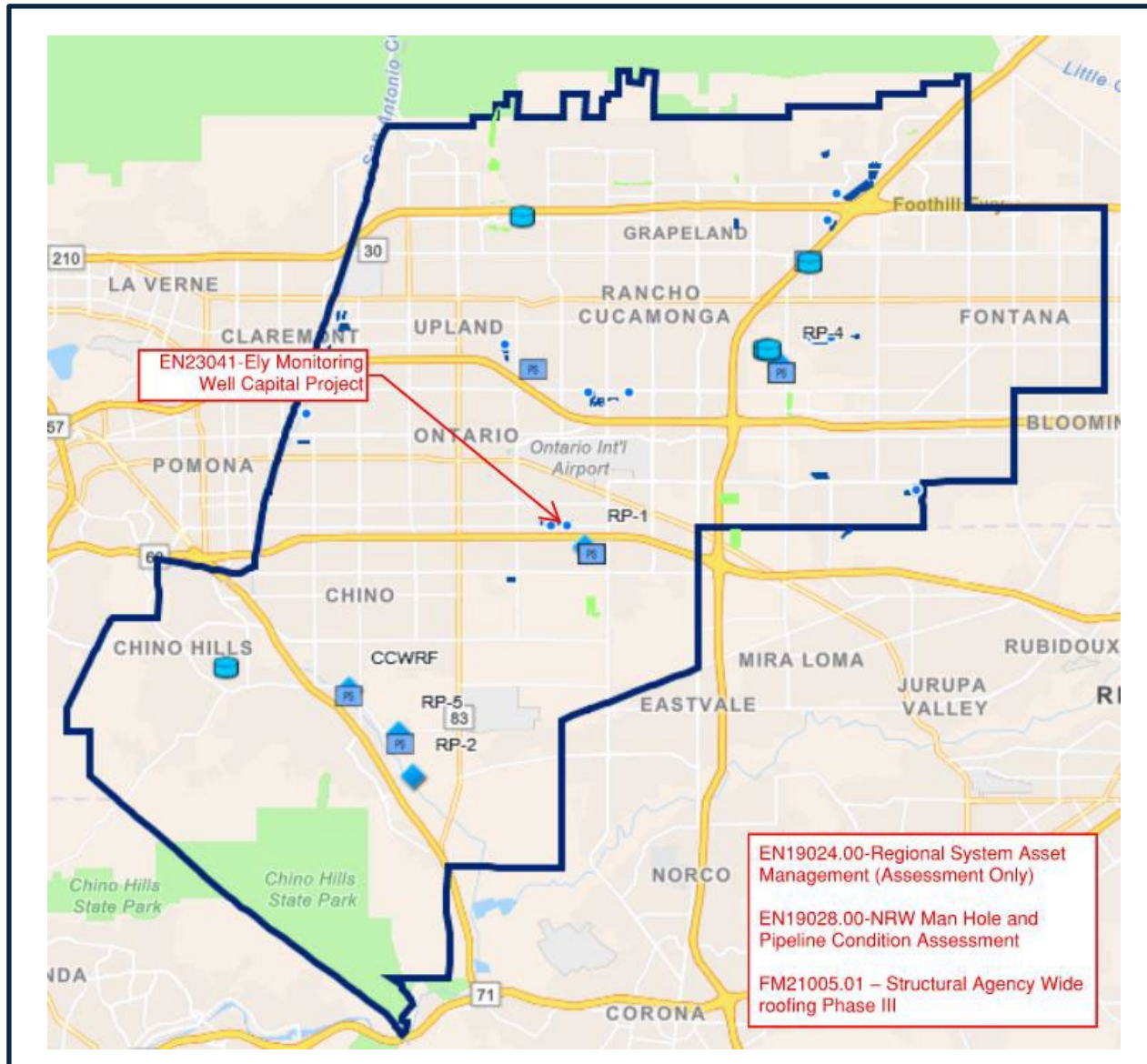
* A Municipal Water District

**INFORMATION
ITEM**

3A

Engineering and Construction Management Project Updates

Jason Marseilles, PE
Manager of Engineering & Construction Management
February 2023



Project Location Map

Collection System Asset Management

Project Goal: Extend Asset Life

Total Project Budget: \$5.1M

Project Completion: February 2023

Condition Assessment Percent Complete: 85%

Phase	Consultant/ Contractor	Current Contract	Amendments/ Change Orders
Condition Assessment	CDM Smith	\$3.6 M	25%
Project Management Team			
Project Manager:	Ignacio, Joel		
Assistant/Associate Engineer:	Ward, Ryan		
Administrative Assistant:	Olsen, Wendy		
Inspector:	GK & Associates		



Sewer Bypass - Above Grade Piping

Ely Monitoring Well Capital Project

Project Goal: Improve Ground Water Quality and Compliance




Ely Basin Partial View

Total Project Budget: \$600k
Project Completion: August 2023
Construction Percent Complete: 0%

Phase	Consultant/ Contractor	Current Contract	Amendments/ Change Orders
Design	GHD	\$140k	0%
Construction (Current)	Yellow Jacket Drilling	\$394k	0%
Project Management Team			
Project Manager:		Zughbi, Jamal	
Assistant/Associate Engineer:		Gomez, Christian	
Administrative Assistant:		WSP	
Inspector:		MWH Constructors	

Structural Agency Wide Roofing Phase III

Project Goal: Extend Asset Life



RP-1 RAS 1 Building New Roof

Total Project Budget: \$1.9M
Project Completion: February 2023
Construction Percent Complete: 90%

Phase	Consultant/ Contractor	Current Contract	Amendments/ Change Orders
Design	GPA	\$86k	0%
Construction (Current)	Best Contracting Svc.	\$1.5M	1.2%
Project Management Team			
Project Manager:		Biesiada, Josh	
Assistant/Associate Engineer:		Frabizio, Julianne	
Administrative Assistant:		Anser Advisory	
Inspector:		GK & Associates	

**INFORMATION
ITEM**

3B



Inland Empire Utilities Agency, a Municipal Water District Federal Update

January 27, 2023

118th Congress Begins; McCarthy Elected Speaker of the House

On January 3rd, Congress officially began the 118th Congress. Senators were sworn in and immediately adjourned for a two-week recess. In the House of Representatives, the swearing in of Members was delayed for a few days as the first action the House needed to take was to elect a new Speaker. After five days and fifteen votes, Rep. Kevin McCarthy (R-CA) was elected to be the new Speaker of the House.

House Committee Leaders for 118th Congress

The House of Representatives has spent the last few weeks going through organizational activities, which include selected new Chairs and Ranking Members of Committees. Below is a chart outlining the Chairs and Ranking Members for each Committee for the 118th Congress:

Committee	Chair	Ranking Member
Agriculture	Rep. Glen Thompson (R-PA)	Rep. David Scott (D-GA)
Appropriations	Rep. Kay Granger (R-TX)	Rep. Rosa DeLauro (D-CT)
Armed Services	Rep. Mike Rogers (R-AL)	Rep. Adam Smith (D-WA)
Budget	Rep. Jodey Arrington (R-MO)	Rep. Brendan Boyle (D-PA)
Education & Workforce	Rep. Virginia Foxx (R-NC)	Rep. Bobby Scott (D-VA)
Energy & Commerce	Rep. Cathy McMorris Rogers (R-WA)	Rep. Frank Pallone (D-NJ)
Ethics	Rep. Michael Guest (R-MS)	Rep. Susan Wild (D-PA)
Financial Services	Rep. Patrick McHenry (R-NC)	Rep. Maxine Waters (D-CA)
Foreign Affairs	Rep. Michael McCaul (R-TX)	Rep. Gregory Meeks (D-NY)
Homeland Security	Rep. Mark Green (R-TN)	Rep. Bennie Thompson (D-MS)
Administration	Rep. Bryan Steil (R-WI)	Rep. Joe Morelle (D-NY)
Judiciary	Rep. Jim Jordan (R-OH)	Rep. Jerry Nadler (D-NY)
Natural Resources	Rep. Bruce Westerman (R-AR)	Rep. Raul Grijalva (D-AZ)
Oversight & Reform	Rep. Jim Comer (R-KY)	Rep. Jamie Raskin (D-MD)
Rules	Rep. Tom Cole (R-OK)	Rep. Jim McGovern (D-MA)
Science, Space, & Technology	Rep. Frank Lucas (R-OK)	Rep. Zoe Lofgren (D-CA)
Small Business	Rep. Roger Williams (R-TX)	Rep. Nydia Valazquez (D-NY)
Transportation & Infrastructure	Rep. Sam Graves (R-MO)	Rep. Rick Larsen (D-WA)
Veterans' Affairs	Rep. Mike Bost (R-IL)	Rep. Mark Takano (D-CA)
Ways & Means	Rep. Jason Smith (R-MO)	Rep. Richard Neal (D-MA)

House Appropriations Subcommittee Chairs for 118th Congress

House Appropriations Committee Chair Kay Granger (R-TX) announced the following House Appropriations Subcommittee Chairs for the 118th Congress:

Subcommittee	Chair
Agriculture	Rep. Andy Harris (R-MD)
Commerce, Justice, and Science	Rep. Hal Rogers (R-KY)
Defense	Rep. Ken Calvert (R-CA)
Energy & Water	Rep. Chuck Fleischmann (R-TN)
Financial Services and General Government	Rep. Steve Womack (R-AR)
Homeland Security	Rep. David Joyce (R-OH)
Interior and Environment	Rep. Mike Simpson (R-ID)
Labor, Health and Human Services, and Education	Rep. Robert Aderholt (R-AL)
Legislative Branch	Rep. Mark Amodei (R-NV)
Military Construction and Veterans' Administration	Rep. John Carter (R-TX)
State and Foreign Operations	Rep. Mario Diaz-Balart (R-FL)
Transportation, Housing and Urban Development	Rep. Tom Cole (R-OK)

Capitol Complex Open to the Public

The House and Senate office buildings are fully reopened to the public and Congressional staff are no longer required to escort guests to meetings.

President Biden to Deliver State of the Union on February 7th

During the first three months of the new year, the Speaker of the House invites the President to Congress to provide a State of the Union speech. Speaker Kevin McCarthy has formally invited President Biden to give the State of the Union address to a joint session of Congress on Tuesday, February 7th at 9:00 pm ET.

Congressional and Federal Action Related to California Storms

Federal Disaster Declaration Declared Due to California Storms. On January 14th, President Biden signed the Federal Emergency Management Agency's (FEMA) major disaster declaration for California in the wake of devastating storms over the past month. Assistance can include grants for temporary housing and home repairs, low-cost loans to cover uninsured property losses, and other programs to help individuals and business owners recover from the effects of the disaster. Federal funding for the approved cost-share programs will be made available at 100 percent of the total eligible costs for debris removal and emergency protective measures, including direct federal assistance under the Public Assistance program, for 60 days from the start of the incident period. More information on the federal response to storm damage in California can be found [HERE](#).

IRS Announces 30 Day Extension for Federal Filings for Impacted Counties. The Internal Revenue Service (IRS) announced that California storm victims now have until May 15, 2023, to file various federal individual and business tax returns and make tax payments. The IRS is offering relief to any area designated by FEMA. This means that individuals and households that reside or have a business in Alameda, Colusa, Contra Costa, El Dorado,

Fresno, Glenn, Humboldt, Kings, Lake, Los Angeles, Madera, Marin, Mariposa, Mendocino, Merced, Mono, Monterey, Napa, Orange, Placer, Riverside, Sacramento, San Benito, San Bernardino, San Diego, San Francisco, San Joaquin, San Luis Obispo, San Mateo, Santa Barbara, Santa Clara, Santa Cruz, Solano, Sonoma, Stanislaus, Sutter, Tehama, Tulare, Ventura, Yolo and Yuba counties qualify for tax relief. More information can be found [HERE](#).

California Republicans Request Waiver to Pumping Restriction and Prioritization of Water Storage. Rep. David Valadao (R-CA) led a group of California Republicans in a letter to President Biden and California Governor Gavin Newsom urging them to waive impediments to Delta pump operations to ensure the current storm flows in California are utilized. The lawmakers also urged President Biden and Governor Newsom to prioritize and expedite water storage projects to help the state better prepare for future storm events. The letter can be found [HERE](#).

Rep. Costa Urges Maximum Pumping and Conservation of Surface Water. Rep. Jim Costa (D-CA) sent a letter to Governor Newsom, Interior Secretary Deb Haaland, and California Secretary of the Natural Resources Agency Wade Crowfoot to advocate for the maximum conservation of available surface water in the wake of recent storms, including pumping at the southern Delta Central Valley Project and State Water Project pumping plants. The letter can be found [HERE](#).

California Members Call for Public Hearings on Delta Tunnel Report

California Democratic Representatives Josh Harder, Mike Thompson, Mark DeSaulnier, and John Garamendi sent a letter to Army Corps of Engineers (Corps) Lieutenant General Scott Spellman calling for a reversal of the decision not to hold public hearings on the proposed Delta Tunnel project and extend the public comment period by an additional 60 days. The current Environmental Impact Statement for the project is open for public comment until February 14th. The letter can be found [HERE](#).

President Biden FY24 Budget Proposal Delayed

The President's annual budget proposal is supposed to be due to Congress on the first Monday in February; however, this is a deadline that is regularly missed. At the end of January, the Office of Management provided guidance to the federal agencies regarding the upcoming release of the President's Fiscal Year (FY) 2024 budget. Typically, there is about a six-week period between when OMB provides this guidance to the agencies and when the official budget document is released, setting up a potential timetable for the FY24 budget proposal to be out in mid-to-late March.

Treasury Outlines “Extraordinary Measures” to Prevent Debt Default

Department of Treasury (Treasury) Secretary Janet Yellen announced the implementation of “extraordinary measures” to extend the time when the United States from exceeding the current debt ceiling. Congress must raise the debt ceiling to prevent the United States from defaulting on debt payments. Secretary Yellen sent a letter to Congressional leadership

outlining steps Treasury will take to push the potential for default to June and urging action to “protect the full faith and credit of the United States.” The letter can be found [HERE](#).

Final WOTUS Rule Officially Released

At the end of December, the Environmental Protection Agency and the Army Corps of Engineers announced the pre-publication notice for the Waters of the United States (WOTUS) final rule. The WOTUS rule defines the scope of federal jurisdiction over waters and wetlands under the jurisdiction of the Clean Water Act. On January 18th, the rule was officially published in the Federal Register. This action means that the rule now has an effective date of March 20th. A link to the Federal Register posting can be found [HERE](#).

Federal Funding Opportunities/Announcements

DOE Announces \$50 Million Clean Energy to Communities Program. The Department of Energy (DOE) announced the availability of \$50 million in grant funding for its new Clean Energy to Communities (C2C) Program. C2C will connect local governments, electric utilities, community-based groups, and others with the innovative modeling and testing tools developed at DOE’s national laboratories to further expand clean energy goals and programs at the local level. The application is expected to open in mid-February, and more information can be found [HERE](#).

EPA Announces Availability of \$100 Million in IRA EJ Grants. The Environmental Protection Agency (EPA) announced the availability of \$100 million in environmental justice (EJ) grants through two programs:

- **Environmental Justice Collaborative Problem-Solving (EJCPS) Cooperative Agreement Program.** This program will provide an estimated \$30 million in funding directly to community-based nonprofit organizations and their partners, with \$5 million reserved for small community-based nonprofit organizations with five or fewer full-time employees. EPA anticipates funding 50 awards of \$500,000 and 30 awards of \$150,000. More information on the program can be found [HERE](#).
- **Environmental Justice Government-to-Government (EJG2G) Program.** This program will provide \$70 million in funding. \$20 million of the total funding for this program will be for local government. EPA anticipates funding 70 projects of up to \$1 million each for a 3-year project. More information on the program can be found [HERE](#).

EPA Announces Availability of \$50 Million in BIL Funding for Carbon Sequestration and Groundwater Protection. EPA announced the availability of \$50 million in Bipartisan Infrastructure Law (BIL) grant funding to help states, tribes, and territories develop and implement Underground Injection Control Class VI programs. Under the Safe Drinking Water Act, Class VI programs ensure that groundwater resources are protected while supporting geologic sequestration of carbon dioxide to reduce greenhouse gas emissions. Letters of Intent for the program are due by March 20th and more information can be found [HERE](#).

Reclamation Announces \$7 Million in BIL Funding for WaterSMART Program. The Bureau of Reclamation awarded \$7 million in BIL funding to 82 small-scale water efficiency projects. These grants will support local community projects, including measuring water flow, automating water delivery, or lining canals. A list of awards can be found [HERE](#).

Reclamation Announces \$80 Million in BIL Funding for Environmental Water Resources Program. The Bureau of Reclamation announced the availability of \$80 million for the Environmental Water Resources Program for projects that address water conservation, water management and restoration projects that will result in significant benefits to ecosystem or watershed health. Funding is available for up to \$3 million per project and applicants must complete the project within three years. The total project cost is capped at \$6 million, and the projects must be part of a collaborative process to increase water resource reliability. Applications are due March by 23rd and more information can be found [HERE](#).

Federal Agency Personnel/Regulatory Announcements

White House Releases Unified Regulatory Agenda. The White House released the latest Unified Regulatory Agenda that outlines regulatory actions federal agencies are considering in the next six months. The Unified Regulatory Agenda which is released twice a year and can be found [HERE](#).

White House Announces New Deputy National Climate Advisor. The White House announced that Mary Frances Repko will serve as Deputy National Climate Advisor and Deputy Assistant to the President. Repko previously served as Majority Staff Director of the Senate Environment and Public Works Committee.

White House Releases Strategy to Develop Statistics for Environmental-Economic Decisions. The White House released a 15-year strategy titled the “National Strategy to Develop Statistics for Environmental-Economic Decisions.” The plan will assess the value of natural assets like air and water alongside economic statistics like gross domestic product. The strategy document can be found [HERE](#).

White House Office of Domestic Climate Policy Announces New Hires. The White House Office of Domestic Climate Policy announced that Hannah Safford will serve as Senior Policy Advisor, and Heather Clark will serve as the Director of Building Emissions. Prior to joining the White House, Safford served as associate director for science policy at the Federation of American Scientists, and Clark was previously a manager in RMI’s carbon-free buildings program.

CEQ Announces New Director for Drought and Western Resilience. The Council on Environmental Quality (CEQ) announced that Kristen Averyt will serve as the new Director for Drought and Western Resilience. Previously, Averyt served as Senior Climate Advisor for the State of Nevada.

CEQ Publishes Guidance on GHG Consideration and Climate Change. CEQ has published interim guidance to assist agencies in analyzing greenhouse gas and climate change effects

of their proposed actions under the National Environmental Policy Act. Comments are due by March 10th and more information can be found [HERE](#).

EPA Announces Next TSCA Test Order for PFAS. EPA issued the next Toxic Substances Control Act (TSCA) test order requiring testing on per- and polyfluoroalkyl substances (PFAS) under EPA's the [National PFAS Testing Strategy](#). The test is part of EPA's PFAS Strategic Roadmap to confront contamination from PFAS chemicals. More information can be found [HERE](#).

EPA Releases New PFAS Analytic Tool. EPA released a new interactive PFAS Analytic Tool that provides information about PFAS across the country. The PFAS Analytic Tools bring together multiple sources of information in one spot with mapping, charting, and filtering functions, allowing the public to see where testing has been done and what level of detections were measured. The webpage can be found [HERE](#).

EPA Announces New Senior Advisor for Diversity, Equity, Inclusion, and Accessibility. EPA announced that Christopher Carr will serve as the agency's first Senior Advisor for Diversity, Equity, Inclusion, and Accessibility. Carr was most recently the Chief Diversity Officer at the College of Engineering and Computing at George Mason University.

EPA Announces Appointments to LGAC. EPA announced that fifteen new members will join seven returning members on the Local Government Advisory Committee (LGAC). LGAC provides independent policy advice to the EPA Administrator on a broad range of issues affecting local governments. The list of appointees can be found [HERE](#).

EPA Releases Updated Legal Guidance on Cumulative Impacts to Address EJ. EPA released an updated guidance document titled "Cumulative Impacts Addendum to EPA Legal Tools to Advance Environmental Justice (EJ Legal Tools)." The guidance is a collection of legal authorities to identify and address cumulative impacts through a range of actions, including permitting, regulations, and grants to advance EJ priorities. More information can be found [HERE](#).

EPA Proposes Adding EJ, Climate Change, and PFAS to National Enforcement and Compliance Initiatives. EPA announced it is seeking public comment on its proposal to address environmental justice, climate change, and PFAS contamination in its National Enforcement and Compliance Initiatives (NECIs). EPA proposes to continue four of the six current national initiatives during the FY 2024-2027 cycle and return two of the current national initiatives to the core enforcement and compliance program. In addition, EPA proposes to address environmental justice concerns in all NECIs, and to add two new NECIs on mitigating climate change and addressing PFAS pollution for the FY 2024-2027 cycle. Comments are due by March 13th and more information can be found [HERE](#).

EPA Announces Plans for Wastewater Regulations and Studies. EPA released Effluent Guidelines Program Plan 15 (Plan 15), which focuses on evaluating the extent and nature of both nutrient and PFAS discharges. Plan 15 announces EPA's determination that revised effluent limitations guidelines and pretreatment standards are warranted for reducing PFAS in leachate discharges from landfills. EPA also announced an expansion of the ongoing study of PFAS discharges by textile manufacturers, a new study of publicly owned treatment works

influent, and a new study on concentrated animal feeding operations. Plan 15 can be found [HERE](#).

USDA Rural Development, EPA, and HUD to Host Housing Solutions in Rural Recreation Communities Webinar. USDA Rural Development, EPA's Office of Community Revitalization, and HUD are hosting a webinar on February 15th at 2:00 pm ET on housing solutions in gateway communities. The webinar will cover USDA and HUD programs for housing projects. Registration can be found [HERE](#).

##

**INFORMATION
ITEM**

3C



January 27, 2023

To: Inland Empire Utilities Agency

From: Michael Boccadoro
Beth Olhasso

RE: January Report

Overview:

Significant storms the first several weeks of January have dramatically shifted the water supply and drought situation throughout the state. The Sierra snowpack is over 200 percent of average and reservoirs are starting to refill after three years of drought. DWR recently announced that it will increase State Water Project Allocations to 30 percent and hopes to further increase allocations after more snow surveys in February.

The State Water Resources Control Board recently released their draft workplan for 2023. They highlight several priority measures including prioritizing processing new water rights applications, holding necessary hearings and developing public benefit contracts needed to support Water Storage Investment Program projects.

The California Air Resources Board has indicated it intends to delay the Advanced Clean Fleets rules for public agencies and local governments because of significant concern that the needed distribution infrastructure upgrades will not be made in time to support the extra demand on the grid.

Members have been introducing bills at a slow rate for the past several weeks, a small preview of the several thousand bills we will see before the February 17 bill introduction deadline. There is already legislation regarding PFAS, drought monitoring, low income water rate assistance and other topics of interest to IEUA. Policy committee hearings will begin in late February, with significant hearings in March and April ahead of the late April policy committee deadline.

All eyes were on the Governor's January 10 budget release. With a projected \$25 billion deficit for FY 23-24, the Governor has decided not to tap into the over \$30 billion in reserves at this time. The significant spending seen in the past few years has come to a halt, with many previously proposed programs being cut or delayed. Recently the Legislative Analyst's Office indicated that if the economy continues to struggle, the state could see an *additional* \$20-40 billion shortfall. Budget committees will start to meet in the coming weeks and months to discuss individual budget items. The May revise will be especially telling this year following a more informed fiscal situation from the first quarter of 2023.

Inland Empire Utilities Agency

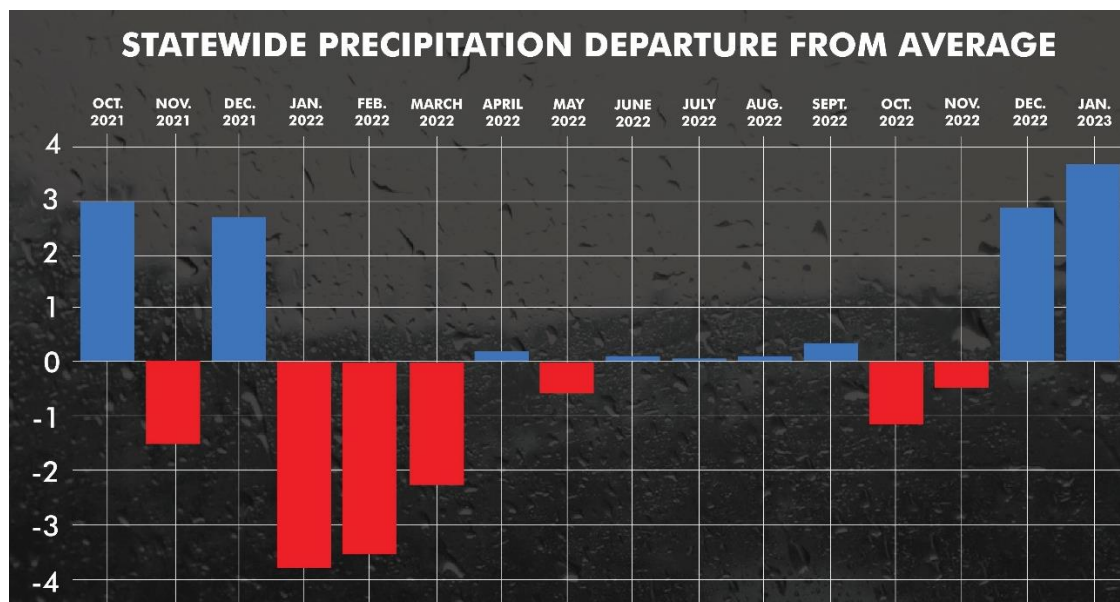
Status Report – January 2023

Water Supply Conditions

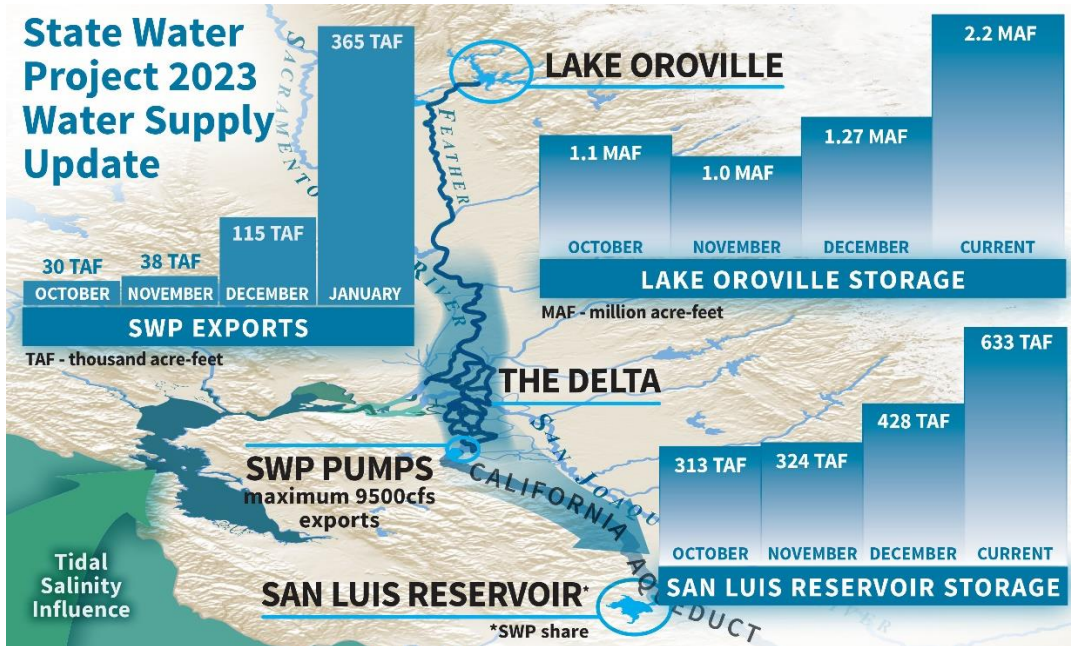
January storms have drastically improved the water situation statewide. The statewide snowpack is sitting at 214 percent of average for this time of year and 128 percent of April 1 averages. While the mountains are staying cold and holding the snowpack, significant rain has started to make its way into the state's main storage reservoirs. Lake Oroville is sitting at 110 percent of historical average and 63 percent capacity. San Luis Reservoir, the main south-of-Delta storage facility for the State Water Project, is at just 78 percent of average for this time of the year and 57 percent capacity. The two reservoirs combined have gained 1.62 million acre-feet of water in storage.

During the peak of the storms in Northern California, the Delta pumps were operating at minimum capacity to accommodate "first flush," where water is allowed to flow out to the San Francisco Bay, to move sediment and create good habitat for smelt and salmon. Since Jan 25, the pumps have been operating at maximum capacity.

On January 26, the Department of Water Resources announced an increase in State Water Project allocation to 30 percent. The increase is solely based on reservoir levels, not on snowpack. After a manual snow survey that helps determine snow water content and the ariel snow survey that looks at higher elevations and can better predict runoff forecast in late February, DWR expects to further increase the SWP allocation. The last time an allocation was above 30 percent was in 2019, and it was 2006 when State Water Contractors received a 100 percent allocation.

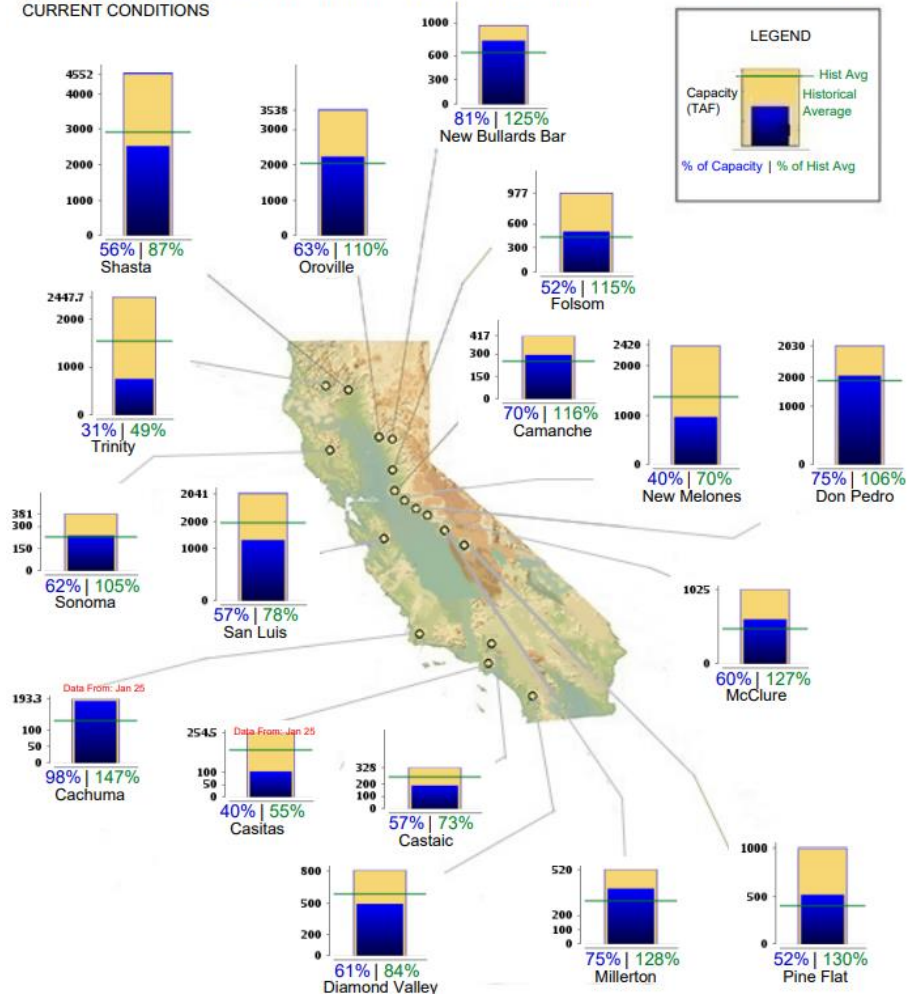


State Water Project 2023 Water Supply Update



CALIFORNIA MAJOR WATER SUPPLY RESERVOIRS CURRENT CONDITIONS

Midnight - January 26, 2023



SWRCB Releases Draft Strategic Workplan for 2023

The State Water Resources Control Board recently released their [draft strategic workplan for 2023](#).

This plan outlines four areas they plan to take action on in 2023:

- Protect public health by ensuring reliable access to safe, affordable drinking water and sanitation.
 - Highest priority actions:
 - Chrom 6
- Protect and restore watersheds, marine waters, and ecosystems.
 - Highest priority actions:
 - Clear Lake Hitch
 - Temperature management for fisheries
- Increase statewide water resilience in the face of climate change and other threats by expanding and integrating California's water supply portfolio.
 - Highest priority actions:
 - Implement water rights modernization efforts
 - TUCPs
 - Drinking water drought response program
 - Emergency urban water conservation
 - Direct potable reuse supply
 - Infrastructure funding programs
 - Urban water use efficiency framework
 - **Water Storage Investment Program**
 - Develop new water supplies (desal, recycled water, and stormwater capture)
 - SGMA
 - Process water rights permitting for underground storage
 - Forest health
 - Site specific objectives guidance for copper and zinc
 - Cost of municipal stormwater permit implementation
 - Stormwater: infiltration
 - Bay-Delta Plans
 - Delta Conveyance
- Strengthen internal capacity and systems to accomplish the State Water Board's mission, strategically, transparently, equitably, and efficiently.
 - Highest priority actions:
 - Modernize water rights data
 - Racial equity
 - Fi\$cal
 - DFA process improvements

Advanced Clean Fleets

As previously reported, the CA Air Resources Board's (CARB) Advanced Clean Fleets rule requires state and local governments to purchase 50 percent zero emissions vehicles (ZEVs) as part of truck additions they make between 2024 and 2026, and 100 percent starting in 2027. Because it is becoming increasingly clear that the state's electric utilities are struggling to provide power, distribution infrastructure upgrades and other power supply needs across the state, CARB is proposing to ease the rules for local governments and expects to have a proposal for consideration in the Spring.

Governor Releases January Proposed FY 2023-24 Budget

On January 10, the Governor released his [2023-24 proposed Budget](#). As expected, the Administration is responding to a significant \$22.5 billion shortfall, stemming from significant inflation, and declining personal income tax and capital gains tax revenues. There is minimal new funding for climate programs outside of what was previously appropriated in the last few years and most items in the Climate Change Budget are funding delays or reductions.

The Legislative Analyst Office recently testified at the Senate Budget Committee hearing outlining the Governor's proposed budget, that if the economy continues to decline the deficit increase by an *additional* \$20-40 billion.

In the Governor's press conference talking about the budget, he indicated that he is interested in talking about a potential resources bond. This could be a significant opportunity for water recycling and an increase for water storage funding. Interest in a bond was reiterated by Secretary Crowfoot in a subsequent call. Details of a bond have not yet been discussed.

Over the next several weeks and months, budget sub-commitments will meet to discuss the line items of the budget. After the May Revise, final changes will be made and a budget will be voted on before the June 15 deadline.

Legislative Update

The 2023-24 Legislative session has started in earnest with Legislators back in Sacramento working on their bill packages ahead of the February 17 bill introduction deadline.

Committee assignments for both houses are now out. There is not a strong presence of IEUA delegation members on any water or resources committees again this year. A full roster of committee assignments can be found here for the [Senate](#) and [Assembly](#).

Assembly Committee Chairs

- Appropriations- Asm. Chris Holden (D-Pasadena)
- Budget- Asm. Phil Ting (D-San Francisco)
 - Sub Com. on Resources and Trans. Asm. Steve Bennett (D-Santa Barbara) **NEW Chair**
- Water, Parks and Wildlife- Asm. Rebecca Bauer Kahan (D-Orinda)
- Natural Resources- Asm. Luz Rivas (D- Arleta)
- Environmental Safety and Toxic Materials- Alex Lee (D- San Jose) **NEW Chair**
- Utilities and Energy- Eduardo Garcia (D- Coachella)

Senate Committee Chairs

- Natural Resources & Water- Chair- Dave Min (D-Irvine)- **NEW Chair**
- Energy & Utilities: Chair-Steve Bradford (D-Gardena)-**NEW Chair**
- Environmental Quality: Chair- Ben Allen (D-Santa Monica)
- Budget: Nancy Skinner (D-Berkeley)
 - Sub Committee on Resources: Josh Becker (D-Menlo Park)- **NEW Chair**
- Appropriations: Anthony Portantino (D-La Canada Flintridge)

Legislation

Members have been introducing legislation slowly ahead of the February 17 bill introduction deadline. There are already bills introduced on many topics of interest to IEUA including; PFAS, discontinuation of residential water service, expedited permitting for water supply projects, drought modeling, CEQA, and others. After the bill introduction deadline, a more comprehensive report will be provided.

Policy committees will start to meet and hear bills ahead of the April 28 policy committee deadline.

**INFORMATION
ITEM**

3D

Date: February 15, 2023

To: The Honorable Board of Directors

ADD
From: Shivaji Deshmukh, General Manager

Committee: Community & Legislative Affairs

02/08/23

Staff Contact: Shivaji Deshmukh, General Manager

Subject: Public Outreach and Communication

Executive Summary:

Staff attended the Chino Education Technology event to share some of IEUA's free education programs with educators in the Chino Valley Unified School District

Staff is starting to promote the 2023 Water is Life poster contest. The contest will be a requirement in order for schools to participate this year's Earth Day event. The student field trip day will be held on Wednesday, April 19th.

A community Earth Day event will be held the following day on April 20th.

During the month of February staff plans to promote World Wetlands Day, Engineers Week and Skip the Straw Day throughout our social media channels.

Staff's Recommendation:

This is an informational item for the Board of Directors to receive and file.

Budget Impact *Budgeted (Y/N): Y Amendment (Y/N): Y Amount for Requested Approval:*

Account/Project Name:

Fiscal Impact (explain if not budgeted):

Prior Board Action:

N/A

Environmental Determination:

Not Applicable

Business Goal:

IEUA is committed to providing a reliable and cost-effective water supply and promoting sustainable water use throughout the region.

IEUA is committed to enhancing and promoting environmental sustainability and the preservation of the region's heritage.

Attachments:

Attachment 1 - Background

Background

Subject: Public Outreach and Communication

February

- February 2, World Wetlands Day
- February 19-25, Engineers Week
- February 20, Presidents' Day
- February 24, Skip the Straw Day

Media and Outreach

General

- Staff continues to work with the Chino Basin Program team leads, partners, and Arellano Associates to develop an outreach strategy for additional program communication, implementing a roadshow, identifying collaboration and partnership opportunities on shared media, and more.
- Staff shared water-wise reminders related to January's rain events on Agency social media channels.
- Staff continues to promote the Agency's education programs and shared a post to Nextdoor and Agency social media channels in recognition of International Day of Education.
- Staff attended the Chino Education Technology (ChET) Day conference on January 20, 2023. The Agency held a vendor booth at the event to share some of IEUA's free education programs with educators in the Chino Valley Unified School District.

Drought Awareness Efforts

- Staff is coordinating with Customer Agencies on messaging geared towards conservation and the irrigation of trees.
- Staff is continuing to work closely with the Water-Use Efficiency team on promoting the turf replacement program.
- Staff will continue to work with Customer Agencies on drought messaging and outreach. Staff is drafting message points and creative for outreach and will be adding these assets to the drought communication toolkit for customer agencies.
- Staff continues to promote the "Time is Now" message through timely facts, video shorts, and water-saving tips shared to the Agency's social media channels.

Advertising/Marketing

- An education program ad ran on January 12 in La Opinion.
- An education program ad ran on January 21 in the Chino Champion.
- A "Time is Now" banner ad ran in January in La Opinion.
- A "Time is Now" ad ran in the January issue of Inland Empire Magazine.
- An education program ad will run in the February issue of Inland Empire Magazine.

Social Outreach and Analytics

- The Agency continues to publish content on LinkedIn and has gained 48 followers since December, with 545 page views in the last 30 days (December 23-January 23).
- January: 17 posts were published to the IEUA Facebook page, 17 tweets were sent on the @IEUAWater Twitter handle, 17 posts were published to IEUA's Instagram grid, and 10 posts were published to the IEUA LinkedIn page.
 - The top three Facebook posts, based on reach and engagement, in the month of January were:
 - 1/1 New Year's Office Closure Notice
 - 1/3 IEUA Board Workshop Reminder
 - 1/12 Education Program Promotion
 - The top three Twitter tweets, based on reach and engagement, in the month of January were:
 - 1/19 IEUA Board President Marco Tule at CBWCD Ribbon Cutting Event
 - 1/10 Rain Collection Tip
 - 1/20 Time is Now Video Short
 - The top three Instagram posts, based on reach and engagement, in the month of January were:
 - 1/21 Time is Now Video Short
 - 1/10 Rain Collection Tip
 - 1/19 IEUA Board President Marco Tule at CBWCD Ribbon Cutting Event
 - The top three LinkedIn posts, based on impressions and reactions, in the month of January were:
 - 1/12 Human Resources Water Leaders Networking Event
 - 1/13 New Splash Employee Feature
 - 1/17 New Splash Employee Feature
- For the month of January, there were 7,421 searches for a park in IEUA's service area on Yelp and the Chino Creek Wetlands and Educational Park was viewed 425 times.

Education and Outreach Updates

- Staff is coordinating with the city of Chino to plan for this year's in-person two-day Earth Day event.
- Staff attended the Chino Education Technology (ChET) Day conference on January 20, 2023. The Agency held a vendor booth at the event to speak and share some of IEUA's free programs with the nearly 100 educators in the Chino Valley Unified School District.
- Staff is continuing to work on closing out the last year of the Garden in Every School® program.
 - Randall Pepper Elementary in Fontana is finishing up the final electrical work in preparation for construction to begin on their garden. Chino Basin Water Conservation District will be completing the construction.
 - Our Loving Savior's garden construction is completed. The school has confirmed that the bunny fencing will be completed in the month of January. Planting and the dedication will be scheduled this quarter.
- Staff has successfully completed the final year of the GIES mini grants.
- IEUA is now accepting entries for the Water is Life Student Art Poster Contest. The deadline for this year's contest will be March 9, 2023. Staff will be promoting the contest through email blasts and social media.

Agency-Wide Membership Updates

- Kristine Day, Assistant General Manager and Randy Lee, Director of Operations and Maintenance, attended the Southern California Alliance of Publicly Owned Treatment Works (SCAP) Clean Water SoCal Luncheon and Board Meeting on December 6.
- Richard Lao, Senior Environmental Resources Planner, attended the California Association of Sanitation Agencies (CASA) Regulatory Working Group (RWG) General Committee Meeting on December 8.
- Richard Lao, Senior Environmental Resources Planner, attended the California Association of Sanitation Agencies (CASA) Air Quality, Climate Change, and Energy (ACE) Workgroup Meeting on December 13.
- Richard Lao, Senior Environmental Resources Planner, attended the California Association of Sanitation Agencies (CASA) Air Toxics Subgroup Meeting on December 14.
- Randy Lee, Director of Operations and Maintenance, attended the Isle Utilities PFAS Partnership Quarter 4 Meeting on December 14.
- Randy Lee, Director of Operations and Maintenance, attended the Isle Utilities Climate Adaptation Net Zero Meeting on December 14.
- Richard Lao, Senior Environmental Resources Planner, attended the California Association of Sanitation Agencies (CASA) Air Quality Committee Meeting on January 11.
- Pietro Cambiaso, Acting Director of Planning & Resources and Richard Lao, Senior Environmental Resources Planner, attended the California Association of Sanitation Agencies (CASA) Air Quality, Climate Change, and Energy (ACE) Workgroup Meetings on January 18.
- Richard Lao, Senior Environmental Resources Planner, attended the California Association of Sanitation Agencies (CASA) Regulatory Working Group Biosolids Meeting on January 19.
- Richard Lao, Senior Environmental Resources Planner, attended the California Association of Sanitation Agencies (CASA) Regulatory Working Group Water Meeting on January 19.

INFORMATION
ITEM

3E

Planning & Resources Department Quarterly Update

Pietro Cambiaso

Manager of Compliance and Sustainability

February 2023

Topics

- Optimum Basin Management Program Update (OBMPU)
- Chino Basin Water Bank
- Basin Monitoring Program Task Force



Optimum Basin Management Program (OBMP)

2000 OBMP is a regional water resources and groundwater management program to improve reliability and long-term sustainability of the Chino Basin

- Required component of the Judgment
- Led by Chino Basin Watermaster, in collaboration with Basin stakeholders
- Goals include enhancing basin water supplies, water quality, basin management, and equitably financing the OBMP

OBMP Program Environmental Impact Report (PEIR)

- IEUA Board adopted the OBMP Program Environmental Impact Report as the lead agency in July 2000
- Enabled implementation of water resources programs with significant grant funding and low interest loans



Optimum Basin Management Program Update (OBMPU)

2020 Optimum Basin Management Program Update (OBMPU) is intended to address possible program activities and projects at a programmatic level over the next 30 years

- Many of the programs from the 2000 OBMP have been implemented
- Understanding of Chino Basin hydrology has improved and new challenges in water management have been identified
- OBMPU addresses the new challenges, protects stakeholders' collective interests, and maintains water supply reliability
- OBMPU establishes an appropriate environmental baseline for both new and revised facilities for the near future, which is required by state and federal agencies that provide funding

OBMPU Project Description

- Project Description and exhibits have been revised and finalized
 - Projects proposed by stakeholders were added and categorized by the Program Element
 - Compiled potential projects and associated facilities for each Program Element
 - Identified specific locations where possible
 - Modifications were made of to the summary of all facilities
- Chino Basin Watermaster transmittal of the Project Description to IEUA for consideration and approval (January 2023)

OBMPU CEQA Proposed Schedule



Chino Basin Water Bank

- Coordinated storage and recovery program within the Chino Basin
- Joint Powers Authority established in 2017
 - City of Ontario
 - Cucamonga Valley Water District
 - Monte Vista Water District
 - Inland Empire Utilities Agency
- Work accomplished to date
 - Determining the feasibility of the concepts
 - Identifying and evaluating alternative scenarios ranging in the size of storage, number of participants, and infrastructure needed to support the program
- Next Steps
 - Finalizing the Water Marketing Strategy document (currently in Final Draft)
 - Prepare and submit Final Report to US Bureau of Reclamation (USBR) (April 2023)
 - Receive final grant reimbursement

Basin Monitoring Program Task Force Background

- 20 Agency collaborative effort organized by SAWPA
- Formed in 2004 to address water quality issues in the Santa Ana River Watershed
- Monitors water quality (TDS and Nitrogen) in both surface water and groundwater to determine if standards are being met
- Assesses if assimilative capacity, the ability of the groundwater basin to absorb additional pollutants without violating water quality standards, exists in groundwater basin
- Wasteload allocation report for TDS and N every 5-10 years
 - Provides guidance to the Regional Water Quality Control Board in establishing discharge permits for water recycling plants along the river

Basin Monitoring Program Task Force Update

- Final Groundwater Monitoring Program to the Regional Board (March 2023)
 - Define wells to be monitored and responsible parties
 - Identify data gaps
 - Define actions (and timeline) to improve monitoring networks to fill data gaps
- Initiate Ambient Water Quality Pilot Study (January 2023)
 - Assess current ambient water quality methodology
 - Submit final report by October 2023

INFORMATION
ITEM

3F




Laboratory Semi-Annual Update



Sushmitha Reddy
Manager of Laboratories
February 2023


2022 Saw Significant Successes for IEUA Lab



- Renewed Accreditation
 - Onsite Assessment
 - Annual Performance Evaluation Testing
 - November 1, 2022 - October 31, 2024
- Southern California Coastal Water Research Project (SCCWRP) Toxicity split sample study
- Added Scope of testing
 - PFAS
 - Additional disinfection byproducts
- New National Pollutant Discharge Elimination System (NPDES) permit
- Reappointment of Sushmitha Reddy to Environmental Laboratory Technical Advisory Committee (ELTAC) for an additional term (2022-2024)

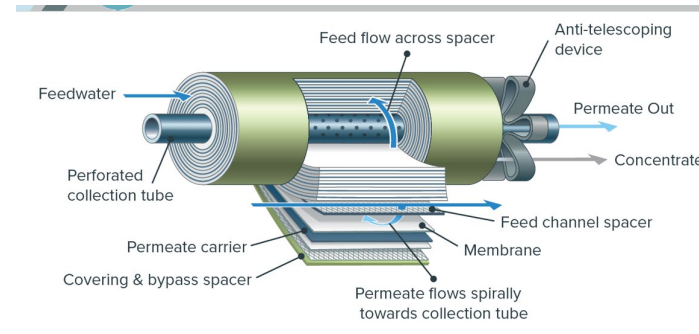
NPDES Challenges Remain Consistent

- Title 22 Parameters
 - No accredited methods or labs for wastewater
- 1,2,3 Trichloropropane (1,2,3 TCP)
 - 5 ng/L, difficult matrix
- Toxicity Provisions
 - Alternate method: Test of Significant Toxicity (TST)
 - Unapproved by EPA and CA
 - Sampling by 15th of each month

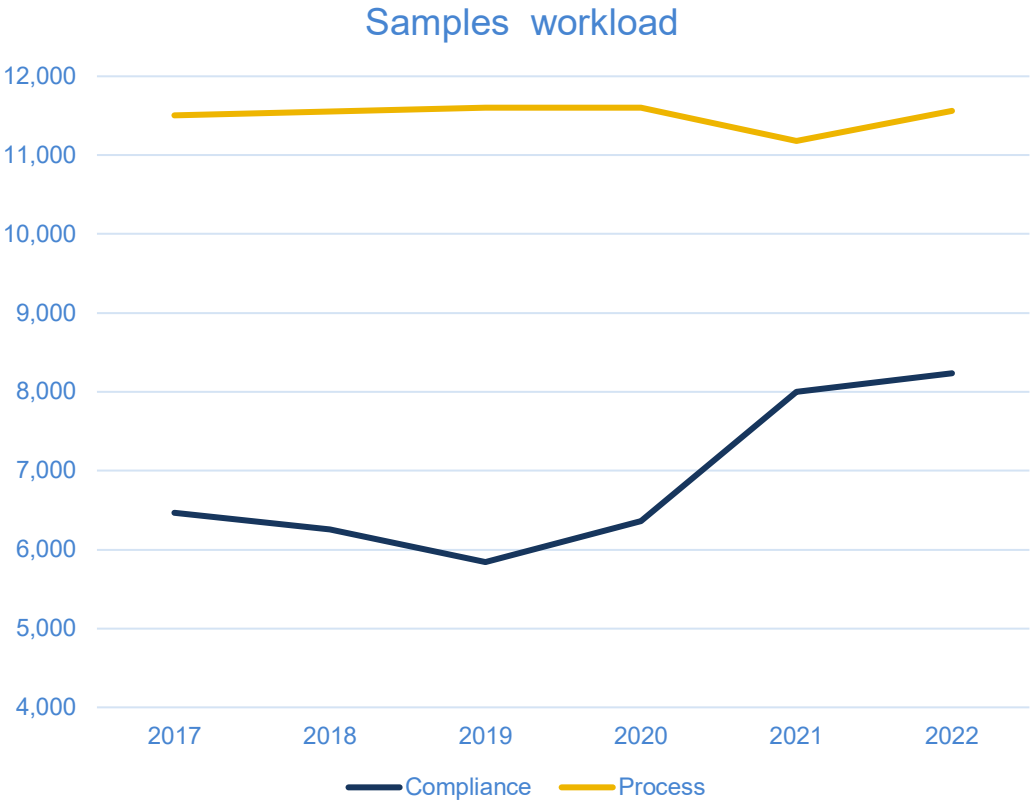
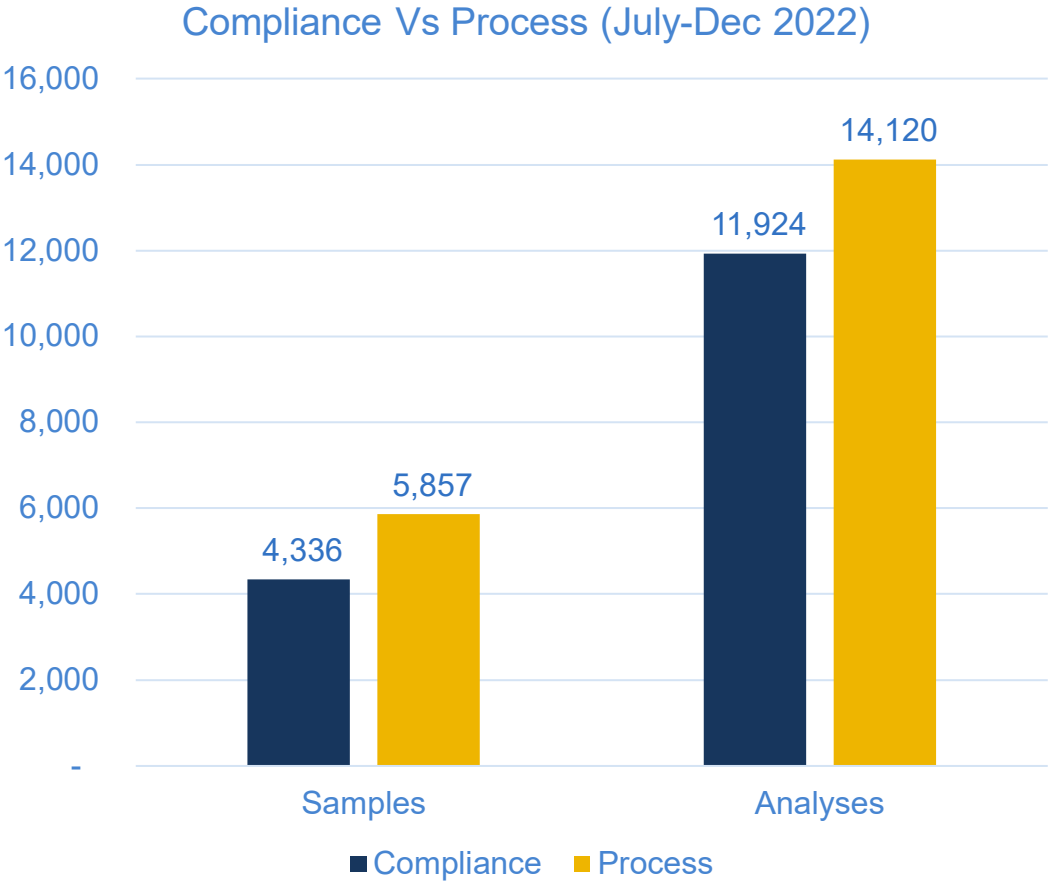


Laboratory Tasked with New Projects in 2022

- 1,2,3 TCP Investigation
- Jar Test
 - Optimize chemical usage for controlling sulfides for reduced solids
- South Archibald Plume TCE Plume
- Advanced Water Treatment Facility (AWTF) - wastewater characterization



Compliance Testing Increased Over Last Five Years



IEUA Laboratory Performance on Target Key Performance Indicators - 2022

Performance Indicator		Goal	Actual
Sample Turnaround Time	Compliance	18 days	16
	Process Control	1 day	1
Meet sample holding times		99%	>99%
Quality Control Failures		<1%	<1%
ELAP Performance Evaluation sample repeats*		0	NA
Lost time accidents		0	3



*Annual: Estimated time of completion October 2023

INFORMATION
ITEM

3G

RP-5 Expansion Project Update February 2023

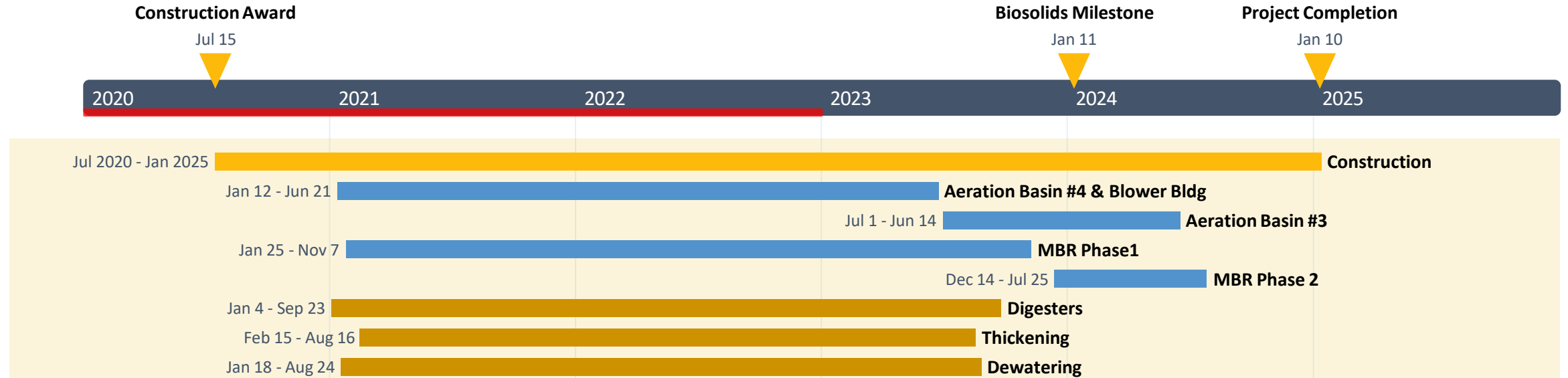
Project Nos. EN19001 and EN19006

Vicky Salazar, Sr. Associate Engineer

February 2023

RP-5: Project Status

Day 930 of 1640 = 57%



Role	Firm	Contract	This Month's Payment	Total Paid	% Complete
Contractor	WM Lyles	\$336,854,218	\$5,731,395	\$196,863,194	58%
Designer	Parsons	\$36,833,185	\$201,678	\$32,588,627	88%
Construction Management	Arcadis	\$21,125,523	\$318,345	\$10,787,039	51%

Data date: 1/31/2022

RP-5: Major Activity Areas



Construction Staff

- WML Craft: 125
- WML Project: 32
- IEUA & CM: 15
- Total: 172

RP-5: Major Activities



Influent Pump Station

RP-5: Major Activities



Grit Chamber



Fine Screens

RP-5: Major Activities



Main Odor Control Facility

RP-5: Major Activities



Aeration Low Pressure (ALP) Line

RP-5: Major Activities



Gas Phase Digesters

RP-5: Major Activities



Gas Phase Digester Building

RP-5: Major Activities



Thickenning Building

RP-5: Major Activities



Dewatering Building

RP-5: Major Activities – Centrifuge Factory Testing

- Centrifuge System
 - Manufacturer: Centrisys
 - Total 5 Units
 - Capacity: 250-350 GPM
 - Hydraulic Back Drive (scroll)
 - Total Value: \$4.2M
 - Arrive On-Site Value: \$3.4M
- Factory testing
 - 3 days programming/controls
 - 3 days mechanical
 - Kenosha, Wisconsin



RP-5: Major Activities – Centrifuge Factory Testing



Questions?



INFORMATION
ITEM

3H

Date: February 15, 2023

To: The Honorable Board of Directors

ADD
From: Shivaji Deshmukh, General Manager

Committee:

Staff Contact: Kristine Day, Assistant General Manager

Subject: Treasurer's Report of Financial Affairs

Executive Summary:

The Treasurer's Report of Financial Affairs for the month ended December 31, 2022 is submitted in a format consistent with the State requirements.

For the month of December 2022, total cash, investments, and restricted deposits of \$497,330,760 reflects an increase of \$29,494,875 compared to the total of \$467,835,885 reported for November 2022. The increase is primarily attributed to property and redevelopment tax receipts from the San Bernardino County Tax Assessor.

The unrestricted Agency investment portfolio yield in December 2022 was 2.573 percent, an increase of 0.173 percent compared to the November 2022 yield of 2.400 percent. The change in yield is mainly attributed to market conditions and increased earnings yield in managed investment accounts.

Staff's Recommendation:

The Treasurer's Report of Financial Affairs for the month ended December 31, 2022 is an information item for the Board of Director's review

Budget Impact *Budgeted (Y/N):* N *Amendment (Y/N):* N *Amount for Requested Approval:*

Account/Project Name:

Fiscal Impact (explain if not budgeted):

Interest earned on the Agency's investment portfolio increases the Agency's overall reserves.

Prior Board Action:

On December 21, 2022 the Board of Directors received the Treasurer's Report of Financial Affairs for the month ended November 31, 2022.

Environmental Determination:

Not Applicable

Business Goal:

The Treasurer's Report of Financial Affairs is consistent with the Agency's Business Goal of Fiscal Responsibility in providing financial reporting that accounts for cash and investment activities to fund operating requirements and to optimize investment earnings.

Attachments:

Attachment 1 - Background

Attachment 2 - PowerPoint

Attachment 3 - Treasurer's Report of Financial Affairs

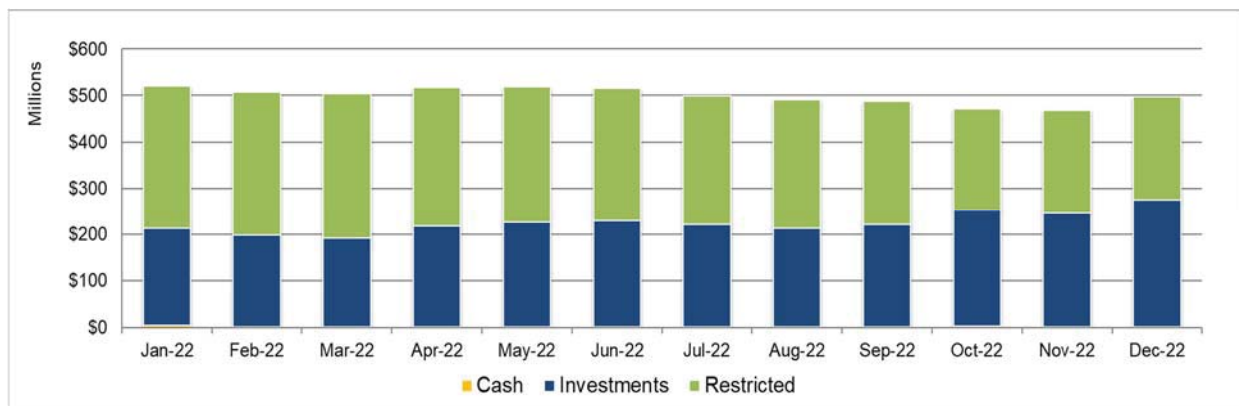
Background

Subject: Treasurer's Report of Financial Affairs

The Treasurer's Report of Financial Affairs for the month ended December 31, 2022, is submitted in a format consistent with State requirements. The monthly report denotes investment transactions that have been executed in accordance with the Agency's Investment Policy (Resolution No. 2022-4-8).

Agency total cash, investments, and restricted deposits for the month of December 2022 was \$497.3 million, an increase of \$29.5 million compared to the \$467.8 million reported for the month ended November 2022 as shown in Figure 1. The increase can be primarily attributed to property and redevelopment tax receipts from the San Bernardino County Tax Assessor.

Figure 1: Cash, Investments, and Restricted Deposits



PFM continues to focus on investment discipline and maintaining a neutral duration strategy to ensure current investments align with the Agency's Investment Policy's goals of preservation of capital in the overall portfolio, provide sufficient liquidity to meet to operating requirements, and attain a market rate of return throughout budgetary and economic cycles. The Agency still holds Credit Suisse Certificates of Deposits in the amount of \$0.75 million maturing on March 2023. Credit Suisse has been the subject of negative headlines with its stock price under pressure and credit spreads widening. PFM and Agency staff continue to monitor the situation and remain comfortable continuing holding the existing position in the Agency portfolio.

Table 1 below represents the unrestricted Agency investment portfolio by authorized investment and duration with a total portfolio amount of \$272.3 million. The Agency portfolio excludes cash and restricted deposits in the amount of \$225.0 million held by member agencies and with fiscal agents, including \$74.1 million in capitalized interest and debt proceeds for the RP-5 Expansion Project.

The Agency's unrestricted investment portfolio yield in December 2022 was 2.573 percent, an increase of 0.173 percent compared to the November 2022 yield of 2.400 percent. The change in

yield can be attributed to market conditions and increased earnings yield in managed investment accounts.

Table 1: Agency Portfolio

Authorized Investments	Allowable Threshold (\$ million or %)	Investment Value as of December 31, 2022 (\$ million)				Average Yield %	Portfolio% (Unrestricted)
		Under 1 Year	1-3 Years	Over 3 Years	Total		
LAIF*- Unrestricted	\$75	\$22.4	\$0.0	\$0.0	\$22.4	2.173%	8.23%
CAMP** – Unrestricted	n/a	104.7	0.0	0.0	104.7	4.300%	38.44%
CBB*** – Sweep	40%	30.9	0.0	\$0.0	30.9	0.500%	11.35%
Sub-Total Agency Managed		\$158.0	\$0.0	\$0.0	\$158.0	3.255%	58.02%
Brokered Cert. of Deposit	30%	\$0.7	\$1.1	\$0.0	\$1.8	3.444%	0.67%
Medium Term Notes	30%	1.9	8.8	6.3	17.0	2.285%	6.26%
Municipal Bonds	10%	0.2	0.0	1.9	2.1	0.986%	0.79%
Supranational Bonds	20%	0.0	1.7	0.0	1.7	0.520%	0.61%
US Treasury Notes	n/a	10.9	25.9	31.2	68.0	1.707%	24.96%
US Gov't Securities	n/a	7.8	15.9	0.0	23.7	0.941%	8.69%
Sub-Total PFM Managed		\$21.5	\$53.4	\$39.4	\$114.3	1.631%	41.98%
Total		\$179.5	\$53.4	\$39.4	\$272.3	2.573%	100.0%

*LAIF – Local Agency Investment Fund

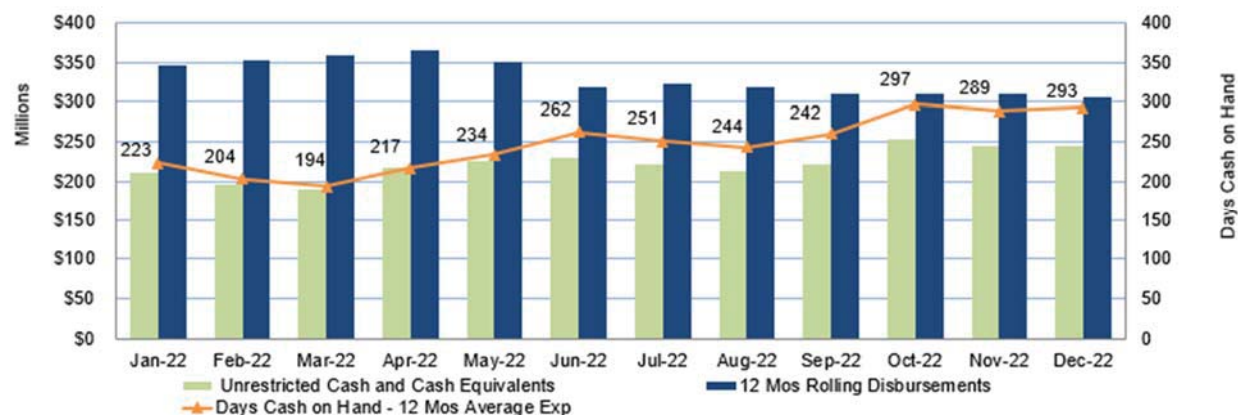
**CAMP – California Asset Management Program

***CBB – Citizens Business Bank

+/- due to rounding

Average days cash on hand is calculated using the monthly ending balance of unrestricted cash and cash equivalents divided by disbursements associated with operating expenses, debt service costs, and capital expenditures. The average days cash on hand increased from 289 days to 293 days for the month of December 2022 as shown in Figure 2.

Figure 2: Days Cash on Hand – 12 Month Rolling Average



Monthly cash and investment summaries are available on the Agency's website at:

<https://www.ieua.org/read-our-reports/cash-and-investment/>



Treasurer's Report of Financial Affairs for the Month Ended December 2022

Alex Lopez

Acting Budget Officer

February 2023

Agency Liquidity

- Increase in Cash, Investment, and Restricted Deposits is primarily due to property and redevelopment agency tax receipts.
- Increase in Investment Portfolio Yield is due to increased earnings yield in Agency and managed investment accounts.

Description	December \$ Millions	November \$ Millions	Increase / (Decrease) \$ Millions
Investment Portfolio	\$272.3	\$243.5	\$28.8
Cash and Restricted Deposits	\$225.0	\$224.3	0.7
Total Investments, Cash, and Restricted Deposits	\$497.3	\$467.8	\$29.5
Investment Portfolio Yield	2.573%	2.400%	0.173%
Weighted Average Duration (Years)	1.22	1.17	0.05
Average Cash on Hand (Days)	293	289	4

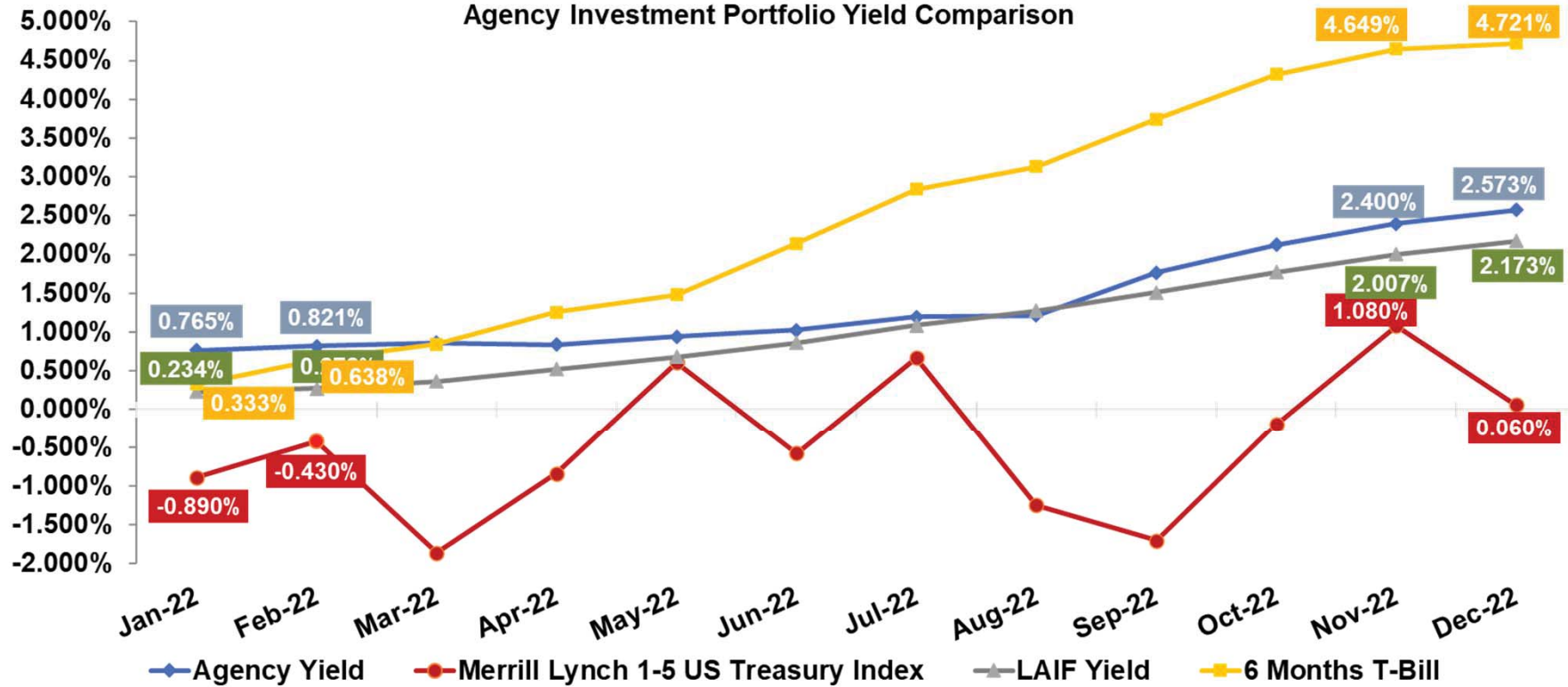
Monthly cash and investment summaries available at: <https://www.ieua.org/read-our-reports/cash-and-investment/>

Agency Investment Position

Authorized Investments	Allowable Threshold (\$ million or %)	Under 1 Year	1 – 3 Years	Over 3 Years	Total	Average Yield %	Portfolio % (Unrestricted)
Local Agency Investment Fund	\$75	\$22.4	\$0.0	\$0.0	\$22.4	2.173%	8.23%
California Asset Management Program	n/a	104.7	0.0	0.0	104.7	4.300%	38.44%
Citizens Business Bank – Sweep	40%	30.9	0.0	0.0	30.9	0.500%	11.35%
Sub-Total Agency Managed		\$158.0	\$0.0	\$0.0	\$158.0	3.255%	58.02%
Brokered Certificates of Deposit (CD)	30%	\$0.7	\$1.1	\$0.0	\$1.8	3.444%	0.67%
Medium Term Notes	30%	1.9	8.8	6.3	17.0	2.285%	6.26%
Municipal Bonds	10%	0.2	0.0	1.9	2.1	0.986%	0.79%
Supranational Bonds	20%	0.0	1.7	0.0	1.7	0.520%	0.61%
US Treasury Notes	n/a	10.9	25.9	31.2	68.0	1.707%	24.96%
US Government Securities	n/a	7.8	15.9	0.0	23.7	0.941%	8.69%
Sub-Total PFM Managed		\$21.5	\$53.4	\$39.4	\$114.3	1.631%	41.98%
Total		\$179.5	\$53.4	\$39.4	\$272.3	2.573%	100.0%

Portfolio Yield Comparison

Inland Empire Utilities Agency
Treasurer's Report of Financial Affairs
Month Ended December 31, 2022
Agency Investment Portfolio Yield Comparison



TREASURER'S REPORT OF FINANCIAL AFFAIRS

For the Month Ended December 31, 2022



All investment transactions have been executed in accordance with the criteria stated in the Agency's Investment Policy (Resolution No. 2022-4-8) adopted by the Inland Empire Utilities Agency's Board of Directors during its regular meeting held on April 20, 2022.

The funds anticipated to be available during the next six-month period are expected to be sufficient to meet all foreseen expenditures during the period.

* A Municipal Water District

INLAND EMPIRE UTILITIES AGENCY
Cash and Investment Summary

Month Ended
December 31, 2022

	December	November	Variance
<u>Cash, Bank Deposits, and Bank Investment Accounts</u>	\$2,306,395	\$2,208,473	\$97,922
<u>Investments</u>			
Agency Managed			
Citizens Business Bank (CBB) Repurchase (Sweep)	\$30,909,127	\$14,492,950	\$16,416,177
Local Agency Investment Fund (LAIF)	22,416,678	22,416,678	-
California Asset Management Program (CAMP)	104,661,659	92,290,575	12,371,084
Total Agency Managed Investments	157,987,464	129,200,203	\$28,787,261
PFM Managed			
Certificates of Deposit	\$1,810,000	\$2,935,000	(\$1,125,000)
Municipal Bonds	2,140,866	2,140,896	(30)
Supra-National Agency Bonds	1,669,289	1,669,253	36
Medium Term Notes	17,044,608	14,344,618	2,699,990
U.S. Treasury Notes	67,976,800	66,831,320	1,145,481
U.S. Government Sponsored Entities	23,662,433	26,422,221	(2,759,788)
Total PFM Managed Investments	114,303,996	114,343,308	(\$39,312)
Total Investments	\$272,291,460	\$243,543,511	\$28,747,949
Total Cash and Investments Available to the Agency	\$274,597,855	\$245,751,984	\$28,845,871
<u>Restricted Deposits</u>			
CAMP Water Connection Reserve	\$25,484,066	\$25,193,739	\$290,327
LAIF Self Insurance Reserve	6,573,509	6,573,509	-
Bond and Note Accounts	18,665,447	19,700,486	(1,035,039)
2020B Construction Accounts	55,450,151	55,411,171	38,980
Capital Capacity Reimbursement Account (CCRA) Deposits Held by Member Agencies**	87,080,965	85,547,318	1,533,647
California Employers' Retirement Benefit Trust Account - CERBT (Other Post Employment Benefits - OPEB)	19,564,273	20,051,362	(487,089)
Escrow Deposits	9,914,494	9,606,316	308,178
Total Restricted Deposits	\$222,732,905	\$222,083,901	\$649,004
Total Cash, Investments, and Restricted Deposits	\$497,330,760	\$467,835,885	\$29,494,874

**Total reported as of November 2022 (incl. adjusted beg. balances)

INLAND EMPIRE UTILITIES AGENCY
Cash and Investment Summary

Month Ended
December 31, 2022

Cash, Bank Deposits, and Bank Investment Accounts

CBB Demand Account (Negative balance offset by CBB Sweep Balance)	\$1,634,732
CBB Payroll Account	-
CBB Workers' Compensation Account	40,865
Subtotal Demand Deposits	<u>\$1,675,597</u>
Other Cash and Bank Accounts	
Petty Cash	\$2,250
Subtotal Other Cash	<u>\$2,250</u>
US Bank Pre-Investment Money Market Account	<u>\$628,548</u>
Total Cash and Bank Accounts	\$2,306,395

Unrestricted Investments

CBB Repurchase (Sweep) Investments

Freddie Mac (FHLMC)	\$18,595,388
Fannie Mae (FNMA)	12,313,739
Subtotal CBB Repurchase (Sweep)	<u>\$30,909,127</u>

Local Agency Investment Fund (LAIF)

LAIF Fund	\$22,416,678
Subtotal Local Agency Investment Fund	<u>\$22,416,678</u>

California Asset Management Program (CAMP)

Short Term	\$104,661,659
Subtotal CAMP	<u>\$104,661,659</u>

Subtotal Agency Managed Investment Accounts

\$157,987,464

Brokered Certificates of Deposit

Brokered Certificates of Deposit	\$1,810,000
Subtotal Brokered Certificates of Deposit	<u>\$1,810,000</u>

Supra-National Agency Bonds

Inter-American Development Bank Notes	\$1,669,289
Subtotal Supra-National Agency Bonds	<u>\$1,669,289</u>

INLAND EMPIRE UTILITIES AGENCY
Cash and Investment Summary

Month Ended
December 31, 2022

Unrestricted Investments Continued

Municipal Bonds

Subtotal State and Local Municipal Bonds	\$2,140,866
Subtotal State and Municipal Bonds	<u>\$2,140,866</u>

Medium Term Notes

Medium Term Notes	\$17,044,608
Subtotal Medium Term Notes	<u>\$17,044,608</u>

U.S. Treasury Notes

Treasury Note	\$67,976,800
Subtotal U.S. Treasury Notes	<u>\$67,976,800</u>

U.S. Government Sponsored Entities

Fannie Mae Bank	\$16,470,169
Freddie Mac Bank	5,179,635
Federal Home Loan Bank	2,012,630
Subtotal U.S. Government Sponsored Entities	<u>\$23,662,433</u>

Subtotal PFM Managed Investment Accounts	<u>\$114,303,996</u>
---	-----------------------------

<i>Total Investments</i>	<u>\$272,291,460</u>
---------------------------------	-----------------------------

Restricted Deposits

Investment Pool Accounts

CAMP - Water Connection Reserves	\$25,484,066
LAIF - Self Insurance Fund Reserves	6,573,509
Subtotal Investment Pool Accounts	<u>\$32,057,575</u>

Bond and Note Accounts

2017A Debt Service Accounts	\$431
2020A Debt Service Accounts	1
2020B Debt Service Accounts	39
2020B Capitalized Interest	18,664,976
Subtotal Bond and Note Accounts	<u>\$18,665,447</u>

INLAND EMPIRE UTILITIES AGENCY
Cash and Investment Summary

Month Ended
December 31, 2022

Restricted Deposits Continued

2020B Construction Project Accounts

LAIF Construction Project Accounts	\$44,747,593
CAMP Construction Project Accounts	10,702,558
Subtotal 2020B Construction Project Accounts	<u>\$55,450,151</u>

CCRA Deposits Held by Member Agencies

City of Chino	\$13,671,507
Cucamonga Valley Water District	14,204,112
City of Fontana	17,760,365
City of Montclair	4,077,737
City of Ontario	30,178,756
City of Chino Hills	3,265,266
City of Upland	3,923,222
Subtotal CCRA Deposits Held by Member Agencies**	<u>\$87,080,965</u>

***Total reported as of November 2022 (incl. adjusted beg. balances)*

CalPERS

CERBT Account (OPEB)	\$19,564,273
Subtotal CalPERS Accounts	<u>\$19,564,273</u>

Escrow Deposits

W.M. Lyles Construction	\$9,416,458
MNR Construction, Inc.	498,036
Subtotal Escrow Deposits	<u>\$9,914,494</u>

Total Restricted Deposits

\$222,732,905

Total Cash, Investments, and Restricted Deposits as of December 31, 2022

\$497,330,760

Total Cash, Investments, and Restricted Deposits as of 12/31/2022

\$497,330,760

Less: Total Cash, Investments, and Restricted Deposits as of 11/30/2022

467,835,885

Total Monthly Increase (Decrease)

\$29,494,874

INLAND EMPIRE UTILITIES AGENCY

Cash and Investment Summary

Month Ended
December 31, 2022

Par	Cost Basis	Term	December	%	%	Maturity	Market
Amount	Amount	(Days)	Value	Coupon	Yield to Maturity	Date	Value

Cash, Bank Deposits, and Bank Investment Accounts

Citizens Business Bank (CBB)

Demand Account	\$1,634,732	\$1,634,732	N/A	\$1,634,732	N/A	N/A	\$1,634,732
Payroll Checking	0	0	N/A	0	N/A	N/A	0
Workers' Compensation Account	40,865	40,865	N/A	40,865	N/A	N/A	40,865
Subtotal CBB Accounts	\$1,675,597	\$1,675,597		\$1,675,597			\$1,675,597

US Bank (USB)

Custodial Money Market (<i>Investment Mgmt.</i>)	\$249,034	\$249,034	N/A	\$249,034	3.65%	N/A	\$249,034
Custodial Money Market (<i>Debt Service</i>)	379,514	379,514	N/A	379,514	3.65%	N/A	379,514
Subtotal USB Account	\$628,548	\$628,548		\$628,548	3.65%		\$628,548

Petty Cash

	\$2,250	\$2,250	N/A	\$2,250	N/A	N/A	\$2,250
--	---------	---------	-----	---------	-----	-----	---------

Total Cash, Bank Deposits and Bank Investment Accounts

	\$2,306,395	\$2,306,395		\$2,306,395			\$2,306,395
--	-------------	-------------	--	-------------	--	--	-------------

Investments

CBB Daily Repurchase (Sweep) Accounts

Freddie Mac (FHLMC)	\$18,595,388	\$18,595,388	N/A	\$18,595,388	0.50%	N/A	\$18,595,388
Fannie Mae (FNMA)	12,313,739	12,313,739	N/A	12,313,739	0.50%	N/A	12,313,739
Subtotal CBB Repurchase Accounts	\$30,909,127	\$30,909,127		\$30,909,127	0.50%		\$30,909,127

LAIF Accounts

Non-Restricted Funds	\$22,416,678	\$22,416,678	N/A	\$22,416,678	2.173%	N/A	\$22,416,678
Subtotal LAIF Accounts	\$22,416,678	\$22,416,678		\$22,416,678	2.173%		\$22,416,678

CAMP Accounts

Non-Restricted Funds	\$104,661,659	\$104,661,659	N/A	\$104,661,659	4.30%	N/A	\$104,661,659
Subtotal CAMP Accounts	\$104,661,659	\$104,661,659		\$104,661,659	4.30%		\$104,661,659

Subtotal Agency Managed Investment Accounts

	\$157,987,464	\$157,987,464		\$157,987,464	3.25%		\$157,987,464
--	---------------	---------------	--	---------------	-------	--	---------------

Brokered Certificates of Deposit (CDs)

Credit Suisse NY	\$745,000	\$ 745,000	724	\$ 745,000	0.59%	0.59%	03/17/23	\$ 737,808
Toronto Dominion Bank NY	1,065,000	1,065,000	1312	1,065,000	5.47%	5.44%	10/25/24	1,064,550
Subtotal Brokered CDs	\$1,810,000	\$1,810,000		\$1,810,000		3.44%		\$1,802,358

INLAND EMPIRE UTILITIES AGENCY

Cash and Investment Summary

Month Ended
December 31, 2022

Par	Cost Basis	Term	December	%	%	Maturity	Market
Amount	Amount	(Days)	Value	Coupon	Yield to Maturity	Date	Value

Investments (continued)

US Treasury Note

US Treasury Note	\$1,260,000	\$1,196,951	1630	\$1,251,838	1.25%	2.44%	07/31/23	\$1,235,194
US Treasury Note	650,000	667,088	1611	652,885	2.88%	2.25%	09/30/23	641,672
US Treasury Note	1,875,000	1,870,898	877	1,873,513	0.25%	0.34%	11/15/23	1,802,930
US Treasury Note	3,450,000	3,484,904	1713	3,456,480	2.75%	2.52%	11/15/23	3,390,703
US Treasury Note	2,525,000	2,479,826	1786	2,516,577	2.13%	2.52%	11/30/23	2,466,609
US Treasury Note	990,000	988,608	1044	989,536	0.13%	0.17%	12/15/23	948,234
US Treasury Note	120,000	120,356	1813	120,072	2.63%	2.56%	12/31/23	117,563
US Treasury Note	810,000	806,235	917	808,444	0.13%	0.31%	01/15/24	772,284
US Treasury Note	675,000	709,778	566	690,839	2.38%	0.35%	02/29/24	657,387
US Treasury Note	2,345,000	2,355,534	1792	2,347,851	2.00%	1.90%	04/30/24	2,262,559
US Treasury Note	210,000	208,679	1059	209,376	0.25%	0.47%	05/15/24	197,663
US Treasury Note	575,000	580,930	1824	576,775	2.00%	1.78%	06/30/24	552,719
US Treasury Note	1,000,000	1,016,172	2183	1,005,133	2.13%	1.78%	07/31/24	961,875
US Treasury Note	1,310,000	1,349,146	1824	1,323,693	2.13%	1.50%	09/30/24	1,256,577
US Treasury Note	595,000	614,454	1822	602,143	2.25%	1.57%	10/31/24	571,293
US Treasury Note	510,000	521,814	1789	514,616	2.13%	1.63%	11/30/24	488,086
US Treasury Note	1,820,000	1,876,875	1258	1,851,602	1.50%	0.58%	11/30/24	1,721,891
US Treasury Note	1,445,000	1,383,588	1009	1,399,656	1.13%	2.73%	01/15/25	1,351,752
US Treasury Note	340,000	335,232	1475	337,152	0.25%	0.60%	05/31/25	308,444
US Treasury Note	1,900,000	1,866,230	1440	1,879,340	0.25%	0.71%	05/31/25	1,723,656
US Treasury Note	2,050,000	2,027,898	1488	2,035,548	0.25%	0.52%	08/31/25	1,842,758
US Treasury Note	990,000	968,228	1463	975,073	0.25%	0.81%	09/30/25	888,680
US Treasury Note	1,600,000	1,573,125	1482	1,581,811	0.25%	0.67%	09/30/25	1,436,250
US Treasury Note	435,000	427,965	1658	430,486	0.38%	0.74%	11/30/25	389,053
US Treasury Note	1,910,000	1,873,218	1623	1,885,886	0.38%	0.82%	11/30/25	1,708,256
US Treasury Note	2,925,000	2,845,591	1489	2,868,256	0.38%	1.06%	11/30/25	2,616,047
US Treasury Note	815,000	810,034	1814	812,002	0.38%	0.50%	12/31/25	727,897
US Treasury Note	1,780,000	1,751,145	1699	1,761,403	0.38%	0.73%	12/31/25	1,589,763
US Treasury Note	870,000	820,995	1439	831,654	0.38%	1.86%	01/31/26	773,756
US Treasury Note	1,520,000	1,466,087	1486	1,479,148	0.38%	1.27%	01/31/26	1,351,850
US Treasury Note	1,540,000	1,400,437	1368	1,425,126	0.38%	2.95%	01/31/26	1,369,638
US Treasury Note	2,345,000	2,248,910	1479	2,271,844	0.38%	1.42%	01/31/26	2,085,584
US Treasury Note	2,940,000	3,257,428	1822	3,136,171	2.63%	0.43%	01/31/26	2,809,078
US Treasury Note	1,765,000	1,717,428	1850	1,729,444	0.50%	1.15%	02/28/26	1,572,229
US Treasury Note	3,110,000	3,068,088	1821	3,083,440	0.50%	0.78%	02/28/26	2,770,330
US Treasury N/B Note	1,360,000	1,359,469	1664	1,359,622	0.75%	0.76%	03/31/26	1,218,900
US Treasury N/B Note	1,464,000	1,453,192	1805	1,456,539	0.75%	0.90%	05/31/26	1,305,476
US Treasury N/B Note	2,120,000	1,942,947	1453	1,968,171	0.75%	2.99%	05/31/26	1,890,444

INLAND EMPIRE UTILITIES AGENCY

Cash and Investment Summary

Month Ended
December 31, 2022

Investments (continued)

	Par	Cost Basis	Term	December	%	%	Maturity	Market
	Amount	Amount	(Days)	Value	Coupon	Yield to Maturity	Date	Value
US Treasury N/B Note	\$890,000	\$819,461	1637	\$831,052	0.88%	2.77%	09/30/26	\$790,153
US Treasury N/B Note	1,190,000	1,086,851	1604	1,102,028	0.88%	3.00%	09/30/26	1,056,497
US Treasury Note	1,500,000	1,457,637	1686	1,462,159	2.25%	2.91%	02/15/27	1,395,000
US Treasury N/B Note	2,115,000	1,890,281	1729	1,909,647	0.50%	2.92%	04/30/27	1,820,552
US Treasury Note	1,055,000	936,436	1784	945,940	0.50%	2.99%	06/30/27	902,190
US Treasury Note	3,315,000	3,142,905	1804	3,154,066	2.25%	3.40%	08/15/27	3,065,857
US Treasury Note	1,965,000	1,952,181	1792	1,952,603	4.13%	4.27%	09/30/27	1,971,755
US Treasury Note	1,105,000	1,120,366	1788	1,120,160	4.13%	3.81%	10/31/27	1,108,798
Subtotal US Treasuries	\$69,079,000	\$67,851,600		\$67,976,800		1.71%		\$63,885,880

U.S. Government Sponsored Entities

Freddie Mac Bond	\$20,000	\$19,942	1,095	\$19,991	0.25%	0.35%	06/26/23	\$19,566
Fannie Mae Bond	1,875,000	1,870,968	1,095	1,874,301	0.25%	0.32%	07/10/23	\$1,831,444
Fannie Mae Bond	645,000	645,000	1,092	645,000	0.36%	0.36%	08/18/23	\$627,083
Freddie Mac Bond	885,000	884,097	1,098	884,807	0.25%	0.28%	08/24/23	\$859,407
Fannie Mae Bond	855,000	853,273	1,741	854,748	2.88%	2.92%	09/12/23	\$843,317
Fannie Mae Bond	1,820,000	1,803,274	1,772	1,817,603	2.88%	3.08%	09/12/23	\$1,795,132
Freddie Mac Bond	805,000	804,203	1,095	804,755	0.25%	0.28%	12/04/23	\$771,451
Federal Home Loan Bank	870,000	895,642	1,772	874,935	3.38%	2.72%	12/08/23	\$857,727
Federal Home Loan Bank	190,000	189,327	1,824	189,850	2.50%	2.58%	02/13/24	\$185,237
Fannie Mae Bond	2,055,000	2,130,234	1,769	2,086,344	1.63%	0.85%	01/07/25	\$1,941,202
Freddie Mac Bond	1,215,000	1,214,065	1,825	1,214,604	1.50%	1.52%	02/12/25	\$1,142,744
Federal Home Loan Bank	950,000	945,288	1,824	947,846	0.50%	0.60%	04/14/25	\$869,714
Fannie Mae Bond	495,000	496,629	1,792	495,765	0.63%	0.56%	04/22/25	\$454,119
Fannie Mae Bond	1,275,000	1,272,374	1,824	1,273,788	0.63%	0.67%	04/22/25	\$1,169,700
Fannie Mae Bond	1,425,000	1,432,296	1,782	1,428,447	0.63%	0.52%	04/22/25	\$1,307,312
Fannie Mae Bond	240,000	241,126	1,716	240,589	0.50%	0.40%	06/17/25	\$218,453
Fannie Mae Bond	995,000	996,473	1,693	995,781	0.50%	0.47%	06/17/25	\$905,669
Fannie Mae Bond	1,435,000	1,441,931	1,778	1,438,501	0.50%	0.40%	06/17/25	\$1,306,166
Fannie Mae Bond	1,480,000	1,476,936	1,824	1,478,492	0.50%	0.54%	06/17/25	\$1,347,126
Freddie Mac Bond	895,000	890,543	1,824	892,723	0.38%	0.48%	07/21/25	\$809,859
Fannie Mae Bond	950,000	945,554	1,824	947,643	0.38%	0.47%	08/25/25	\$856,685
Freddie Mac Bond	1,365,000	1,360,891	1,824	1,362,756	0.38%	0.44%	09/23/25	\$1,226,878
Fannie Mae Bond	895,000	891,796	1,821	893,168	0.50%	0.57%	11/07/25	\$804,169
Subtotal U.S. Gov't Sponsored Entities	\$23,635,000	\$23,701,862		\$23,662,433		0.94%		\$22,150,159

Supra-National Agency Bond

Inter-American Development Bank Notes	\$1,670,000	\$1,668,764	1,096	\$1,669,289	0.50%	0.52%	09/23/24	\$1,556,148
Subtotal Supra-National Agency Bond	\$1,670,000	\$1,668,764		\$1,669,289		0.52%		\$1,556,148

INLAND EMPIRE UTILITIES AGENCY

Cash and Investment Summary

Month Ended
December 31, 2022

Par	Cost Basis	Term	December	% Coupon	% Yield to Maturity	Maturity	Market
Amount	Amount	(Days)	Value			Date	Value
Investments (continued)							
Municipal Bonds							
\$195,000	\$195,000	949	\$195,000	1.48%	1.48%	07/01/23	\$191,726
250,000	249,930	1457	249,972	0.51%	0.52%	08/01/24	235,620
100,000	100,000	1578	100,000	0.56%	0.56%	12/01/24	92,458
90,000	90,326	1764	90,157	0.88%	0.81%	05/15/25	81,275
205,000	205,000	1764	205,000	0.88%	0.88%	05/15/25	185,125
200,000	201,414	1749	200,737	1.26%	1.11%	07/01/25	182,796
520,000	520,000	1749	520,000	1.26%	1.26%	07/01/25	475,270
375,000	375,000	1725	375,000	0.77%	0.77%	08/01/25	340,309
205,000	205,000	1792	205,000	1.05%	1.05%	01/01/26	183,752
\$2,140,000	\$2,141,670		\$2,140,866		0.99%		\$1,968,330
Medium Term Notes							
\$610,000	\$615,588	1555	\$610,420	3.50%	3.27%	04/28/23	\$607,143
565,000	563,463	1095	564,818	0.75%	0.84%	05/11/23	557,241
720,000	755,741	1330	724,434	3.50%	2.08%	06/15/23	715,591
1,260,000	1,276,393	1807	1,263,780	2.95%	2.67%	03/15/24	1,233,701
560,000	559,182	1096	559,629	0.45%	0.50%	05/12/24	528,293
1,425,000	1,495,195	1768	1,446,164	2.85%	1.78%	07/08/24	1,383,136
570,000	570,000	1461	570,000	0.65%	0.65%	09/16/24	547,702
725,000	725,000	1464	725,000	0.81%	0.81%	10/24/24	695,346
790,000	770,045	1037	775,760	1.25%	2.17%	01/10/25	738,185
315,000	318,078	1724	316,382	1.80%	1.58%	02/13/25	296,673
425,000	429,152	1724	426,864	1.80%	1.58%	02/13/25	400,274
1,425,000	1,475,744	1743	1,447,052	1.75%	0.98%	02/14/25	1,345,891
555,000	555,000	1461	555,000	0.82%	0.82%	06/01/25	517,587
355,000	355,000	1460	355,000	0.77%	0.77%	08/09/25	327,454
349,000	345,524	1606	346,734	0.75%	0.98%	11/13/25	313,318
880,000	880,000	1472	880,000	3.38%	3.38%	04/02/26	839,283
1,100,000	1,112,199	1625	1,109,732	2.40%	2.14%	08/08/26	1,025,598
1,705,000	1,621,148	1430	1,621,734	2.95%	4.33%	11/21/26	1,612,797
150,000	149,745	1817	149,793	1.95%	1.99%	01/15/27	136,058
690,000	689,579	1810	689,657	1.95%	1.96%	01/15/27	625,867
935,000	817,779	2010	827,355	1.13%	3.91%	08/03/27	789,117
1,075,000	1,079,322	1804	1,079,300	4.55%	4.46%	12/01/27	1,072,079
\$17,184,000	\$17,158,877		\$17,044,608		2.29%		\$16,308,335
\$115,518,000	\$114,332,773		\$114,303,996		1.63%		\$107,671,209
\$273,505,464	\$272,320,237		\$272,291,460				\$265,658,673

(Source of Investment Amortized Cost: PFM)

INLAND EMPIRE UTILITIES AGENCY

Cash and Investment Summary

Month Ended
December 31, 2022

	Par	Cost Basis	Term	December	%	%	Maturity	Market
	Amount	Amount	(Days)	Value	Coupon	Yield to Maturity	Date	Value
Restricted Deposits								
Investment Pool Accounts								
CAMP - Water Connection Reserves	\$25,484,066	\$25,484,066	N/A	\$25,484,066		4.30%	N/A	\$25,484,066
LAIF - Self Insurance Reserves	6,573,509	6,573,509	N/A	6,573,509		2.17%	N/A	6,573,509
Total Investment Pool Accounts	\$32,057,575	\$32,057,575		\$32,057,575		3.86%		\$32,057,575
Bond and Note Accounts								
2017A Debt Service Accounts	\$431	\$431	N/A	\$431		0.00%	N/A	\$431
2020A Debt Service Accounts	1	1	N/A	1		0.00%	N/A	1
2020B Debt Service Accounts	39	39	N/A	39		0.00%	N/A	39
2020B Capitalized Interest Account	18,664,976	18,664,976	N/A	18,664,976		4.30%	N/A	18,664,976
Total Bond and Note Accounts	\$18,665,447	\$18,665,447		\$18,665,447		4.30%		\$18,665,447
2020B Construction Project Account								
LAIF Construction Fund	\$44,747,593	\$44,747,593	N/A	\$44,747,593		2.17%	N/A	\$44,747,593
CAMP Construction Fund	10,702,558	10,702,558		10,702,558		4.30%	N/A	10,702,558
Subtotal 2020B Construction Fund	\$55,450,151	\$55,450,151		\$55,450,151		2.58%		\$55,450,151
Total 2020B Construction Project Accts	\$55,450,151	\$55,450,151		\$55,450,151		2.584%		\$55,450,151
CCRA Deposits Held by Member Agencies								
City of Chino	\$13,671,507	\$13,671,507	N/A	\$13,671,507		N/A	N/A	\$13,671,507
City of Chino Hills	3,265,266	3,265,266	N/A	3,265,266		N/A	N/A	3,265,266
Cucamonga Valley Water District	14,204,112	14,204,112	N/A	14,204,112		N/A	N/A	14,204,112
City of Fontana	17,760,365	17,760,365	N/A	17,760,365		N/A	N/A	17,760,365
City of Montclair	4,077,737	4,077,737	N/A	4,077,737		N/A	N/A	4,077,737
City of Ontario	30,178,756	30,178,756	N/A	30,178,756		N/A	N/A	30,178,756
City of Upland	3,923,222	3,923,222	N/A	3,923,222		N/A	N/A	3,923,222
<i>Subtotal CCRA Deposits Held by Member Agencies**</i>	<i>\$87,080,965</i>	<i>\$87,080,965</i>		<i>\$87,080,965</i>				<i>\$87,080,965</i>
<i>**Total reported as of November 2022 (incl. adjusted beg. balances)</i>								
CalPERS Deposits								
CERBT Account (OPEB)	\$16,000,000	\$16,000,000	N/A	\$19,564,273		N/A	N/A	\$19,564,273
Subtotal CalPERS Deposits	\$16,000,000	\$16,000,000		\$19,564,273				\$19,564,273
<i>CERBT Strategy 2 Performance as of November 30, 2022 based on 1 year net return was -13.78%</i>								
Escrow Deposits								
W. M. Lyles Construction	\$9,416,458	\$9,416,458	N/A	\$9,416,458		N/A	N/A	\$9,416,458
MNR Construction, Inc	498,036	498,036	N/A	498,036		N/A	N/A	498,036
Subtotal Escrow Deposits	\$9,914,494	\$9,914,494		\$9,914,494				\$9,914,494
Total Restricted Deposits	\$219,168,632	\$219,168,632		\$222,732,905				\$222,732,905
Total Cash, Investments, and Restricted Deposits as of December 31, 2022	\$494,980,491	\$493,795,264		\$497,330,760				\$490,697,973

INLAND EMPIRE UTILITIES AGENCY
Cash and Investment Summary

Month Ended
December 31, 2022

December Purchases

No.	Date	Transaction	Investment Security	Type	Par Amount Purchased	Investment Yield to Maturity
1	12/8/2022	Purchase	US Treasury Notes	US Treasury	\$1,105,000	3.81%
2	12/22/2022	Purchase	Mastercard Inc	Corporate	1,705,000	4.33%
3	12/23/2022	Purchase	Amazon Inc	Corporate	1,075,000	4.46%
Total Purchases					\$ 3,885,000	

December Investment Maturities, Calls & Sales

No.	Date	Transaction	Investment Security	Type	Par Amount Matured/Sold	Investment Yield to Maturity
1	12/8/2022	Sale	Barclays Bank	Certificate of Deposit	\$1,125,000	1.05%
2	12/22/2022	Sale	Fannie Mac Note	Fed Agency Note	1,450,000	2.83%
3	12/22/2022	Sale	Fannie Mac Note	Fed Agency Note	200,000	0.35%
4	12/23/2022	Sale	Fannie Mac Note	Fed Agency Note	1,110,000	0.35%
Total Maturities, Calls & Sales					\$ 3,885,000	

INLAND EMPIRE UTILITIES AGENCY
Cash and Investment Summary

Month Ended
December 31, 2022

Directed Investment Category

	Amount Invested	Yield
CBB Repurchase (Sweep)	\$30,909,127	0.500%
LAIF - Unrestricted	22,416,678	2.173%
CAMP - Unrestricted	104,661,659	4.300%
Brokered Certificates of Deposit	1,810,000	3.444%
Medium Term Notes	17,044,608	2.285%
Municipal Bonds	2,140,866	0.986%
Supra-National Bonds	1,669,289	0.520%
US Treasury Notes	67,976,800	1.707%
U.S. Government Sponsored Entities	23,662,433	0.941%
Total Investment Portfolio	\$272,291,460	

Investment Portfolio Rate of Return

2.573%

Restricted/Transitory/Other Accounts

	Amount Invested	Yield
CCRA Deposits Held by Member Agencies	\$87,080,965	N/A
CalPERS OPEB (CERBT) Account	19,564,273	N/A
CAMP Restricted Water Connection Reserve	25,484,066	4.300%
LAIF Restricted Insurance Reserve	6,573,509	2.173%
US Bank - 2017A Debt Service Accounts	431	0.000%
US Bank - 2020A Refunding Bond Accounts	1	0.000%
US Bank - 2020B Revenue Note Accounts	18,665,015	4.300%
US Bank - Pre-Investment Money Market Account	628,548	3.650%
LAIF Construction Account	44,747,593	2.173%
CAMP Construction Account	10,702,558	4.300%
Citizens Business Bank - Demand Account	1,634,732	N/A
Citizens Business Bank - Workers' Compensation Account	40,865	N/A
Citizens Business Bank - Payroll Account	0	N/A
Other Accounts*	2,250	N/A
Escrow Account	9,914,494	N/A
Total Restricted/Transitory/Other Accounts	\$225,039,300	

Average Yield of Other Accounts

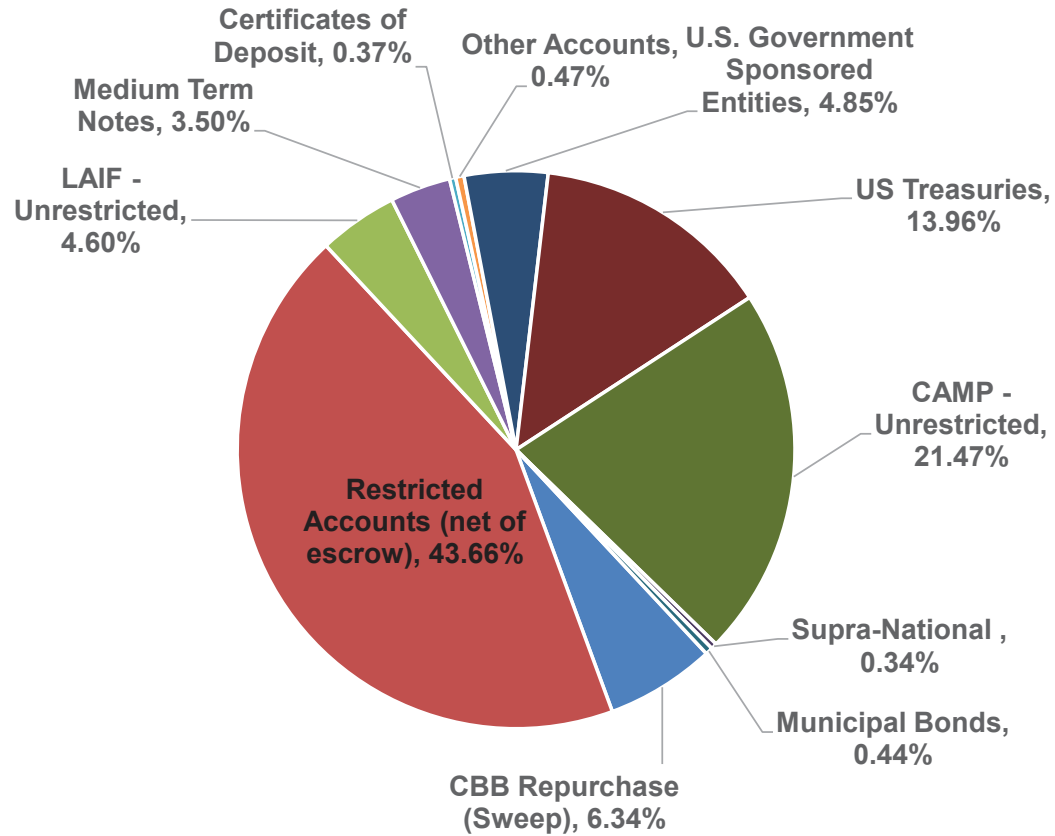
3.274%

Total Agency Directed Deposits

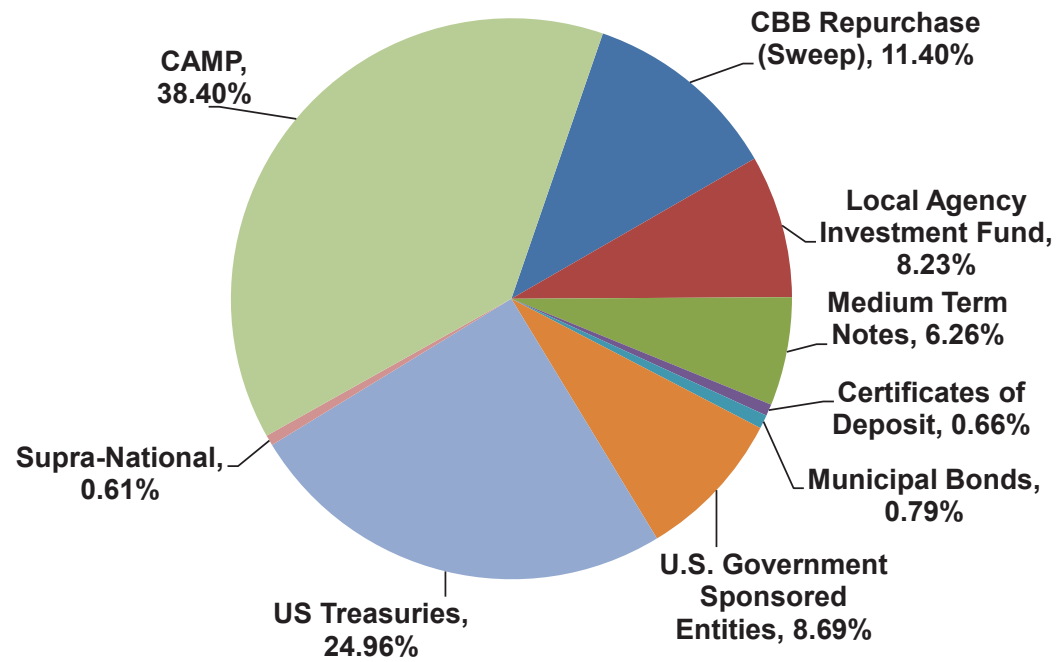
\$497,330,760

*Petty Cash

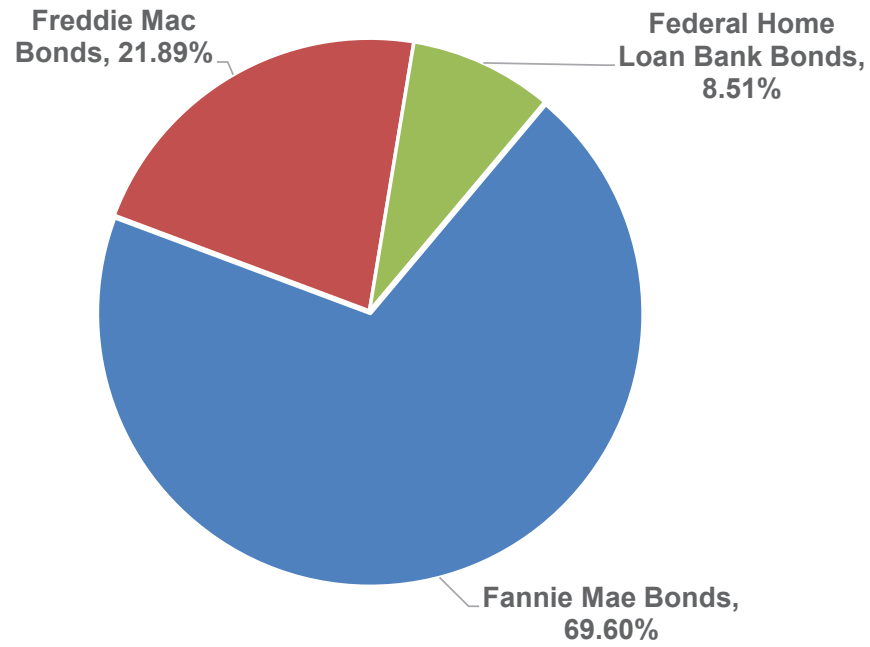
Inland Empire Utilities Agency
Treasurer's Report of Financial Affairs
 Month Ended December 31, 2022
 Agency Investment Portfolio (Net of Escrow Accounts)
\$487,416,266



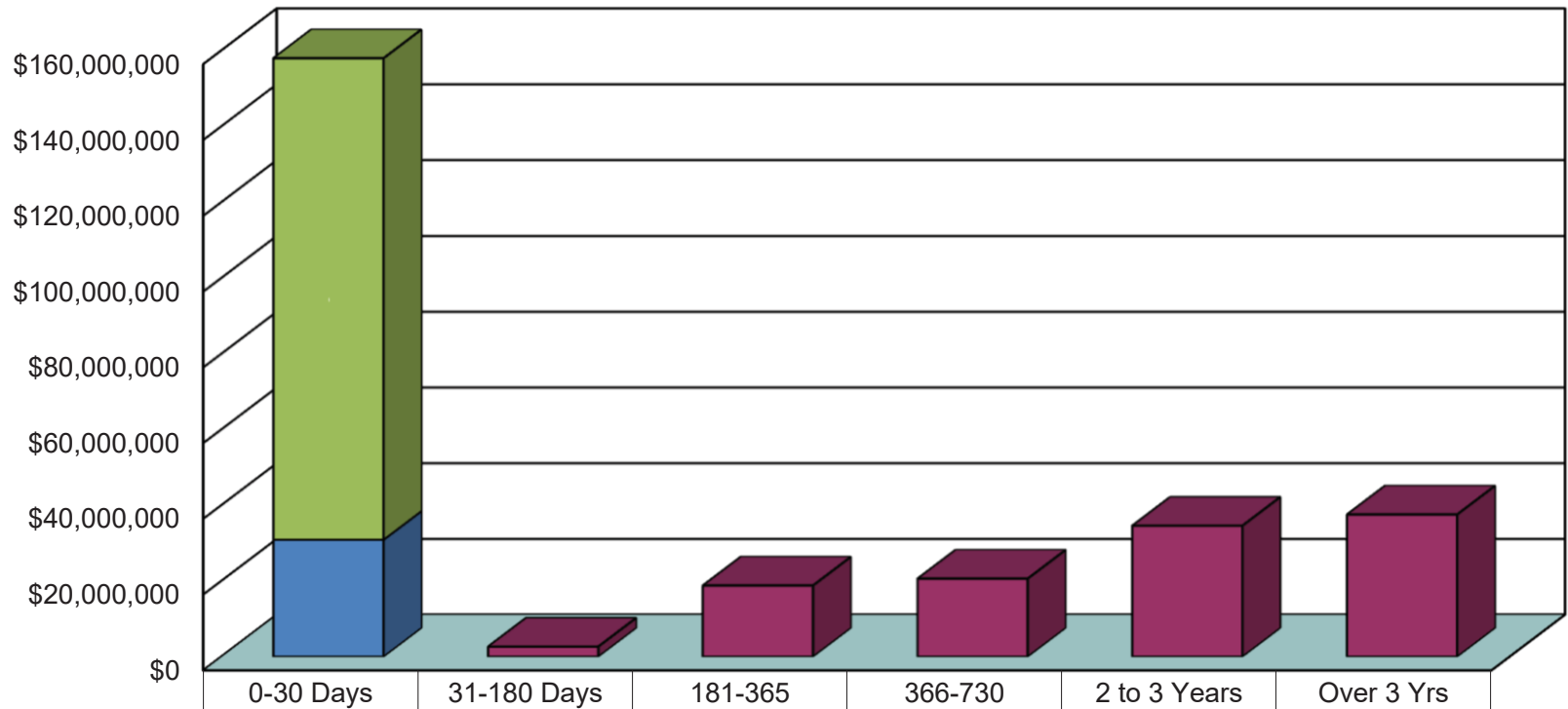
Inland Empire Utilities Agency
Treasurer's Report of Financial Affairs
Month Ended December 31, 2022
Unrestricted Agency Investment Portfolio
\$272,291,460



Inland Empire Utilities Agency
Treasurer's Report of Financial Affairs
Month Ended December 31, 2022
U.S. Government Sponsored Entities Portfolio
\$23,662,433

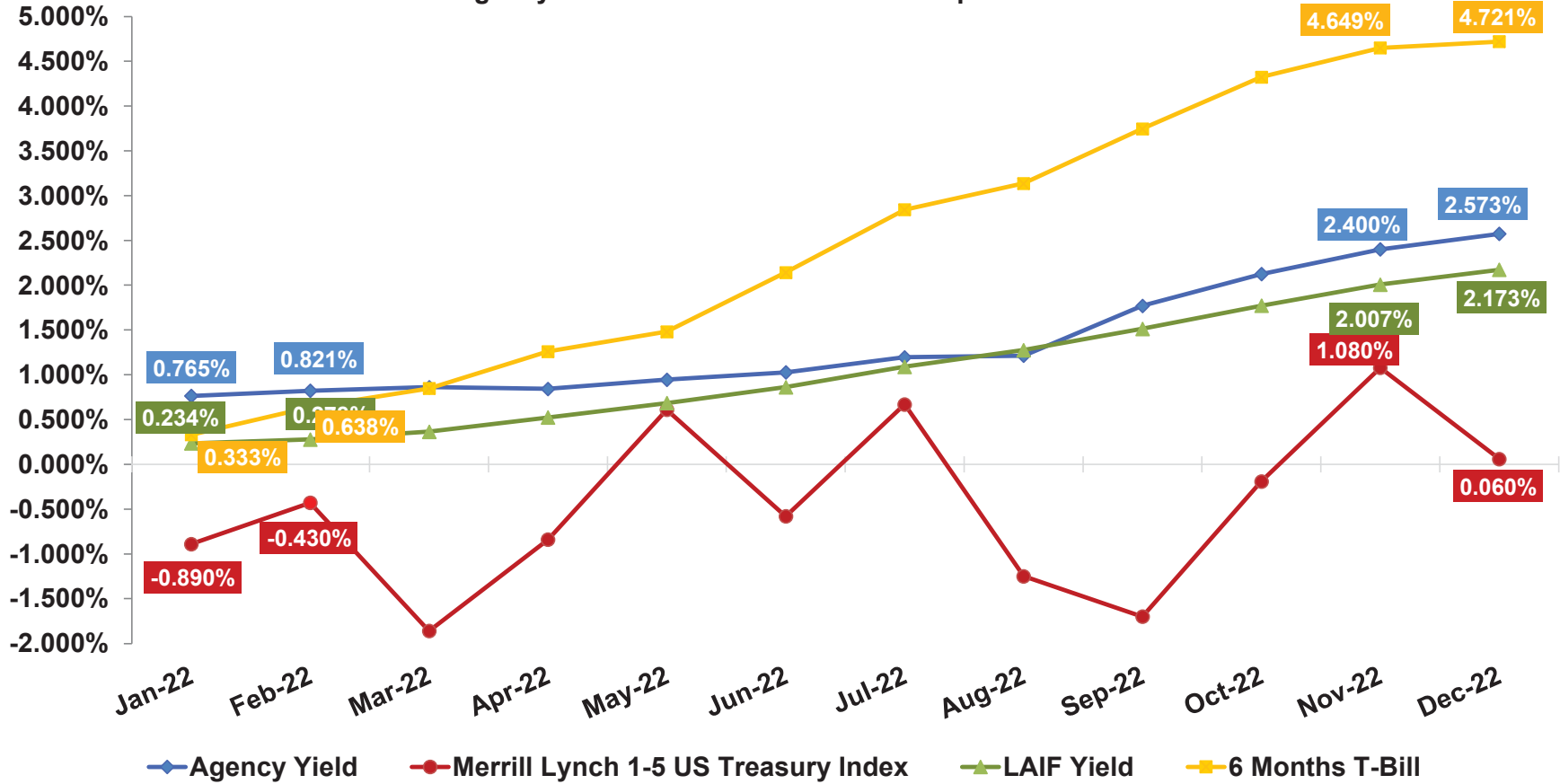


Inland Empire Utilities Agency
Treasurer's Report of Financial Affairs
Month Ended December 31, 2022
Agency Investment Portfolio Maturity Distribution (Unrestricted)
\$272,291,460



■ LAIF+CAMP	\$127,078,337					
■ CBB Repurchase (Sweep)	\$30,909,127					
■ GSE+CD+MTN+MUNI	\$0	2,664,663	18,812,049	20,631,258	34,619,641	37,576,385
□ Percent	58.02%	0.98%	6.91%	7.58%	12.71%	13.80%

**Inland Empire Utilities Agency
Treasurer's Report of Financial Affairs
Month Ended December 31, 2022
Agency Investment Portfolio Yield Comparison**



**AGENCY
REPRESENTATIVES'
REPORTS**

4A



SAWPA

SANTA ANA WATERSHED PROJECT AUTHORITY

11615 Sterling Avenue, Riverside, California 92503 • (951) 354-4220

PURSUANT TO THE PROVISIONS OF AB 361, THIS MEETING WILL BE CONDUCTED VIRTUALLY WITH THE OPPORTUNITY FOR PUBLIC COMMENT. ALL VOTES TAKEN WILL BE CONDUCTED BY ORAL ROLL CALL.

This meeting will be accessible as follows:

Meeting Access Via Computer (Zoom)*:	Meeting Access Via Telephone*:
<ul style="list-style-type: none">• https://sawpa.zoom.us/j/81291788004	<ul style="list-style-type: none">• 1 (669) 900-6833
<ul style="list-style-type: none">• Meeting ID: 812 9178 8004	<ul style="list-style-type: none">• Meeting ID: 812 9178 8004
*Participation in the meeting via the Zoom app (a free download) is strongly encouraged.	

REGULAR COMMISSION MEETING TUESDAY, FEBRUARY 7, 2023 – 9:30 A.M.

AGENDA

1. CALL TO ORDER/PLEDGE OF ALLEGIANCE (Bruce Whitaker, Chair)

2. ROLL CALL

3. PUBLIC COMMENTS

Members of the public may address the Commission on items within the jurisdiction of the Commission; however, no action may be taken on an item not appearing on the agenda unless the action is otherwise authorized by Government Code §54954.2(b).

4. ITEMS TO BE ADDED OR DELETED

5. CONSENT CALENDAR

All matters listed on the Consent Calendar are considered routine and non-controversial and will be acted upon by the Commission by one motion as listed below.

A. APPROVAL OF MEETING MINUTES: JANUARY 17, 2023

Recommendation: Approve as posted.

B. TREASURER'S REPORT: DECEMBER 2022

Recommendation: Approve as posted.

6. NEW BUSINESS

A. EXTENSION OF AGREEMENT WITH WEST COAST ADVISORS FOR LEGISLATIVE AFFAIRS SERVICES (CM#2023.8)

Presenter: Jeff Mosher

Recommendation: Authorize the General Manager to extend the West Coast Advisors' (WCA) Agreement to provide state legislative affairs services for an additional period of 1 year for an amount not to exceed \$117,000.

B. FYE 2024 AND 2025 BUDGET GOALS AND OBJECTIVES (CM#2023.9)

Presenters: Jeff Mosher | Karen Williams | David Ruhl | Rachel Gray

Recommendation:

- (1) Review and discuss the goals and objectives that will be used in preparing the FYE 2024 and 2025 Budget, and
- (2) Receive and file the goals and objectives.

7. INFORMATIONAL REPORTS

Recommendation: Receive for information.

A. CHAIR'S COMMENTS/REPORT

B. COMMISSIONERS' COMMENTS

C. COMMISSIONERS' REQUEST FOR FUTURE AGENDA ITEMS

8. CLOSED SESSION

There were no Closed Session items anticipated at the time of the posting of this agenda.

9. ADJOURNMENT

PLEASE NOTE:

Americans with Disabilities Act: If you require any special disability related accommodations to participate in this meeting, call (951) 354-4220 or email svilla@sawpa.org. 48-hour notification prior to the meeting will enable staff to make reasonable arrangements to ensure accessibility for this meeting. Requests should specify the nature of the disability and the type of accommodation requested.

Materials related to an item on this agenda submitted to the Commission after distribution of the agenda packet are available for public inspection during normal business hours at the SAWPA office, 11615 Sterling Avenue, Riverside, and available at www.sawpa.org, subject to staff's ability to post documents prior to the meeting.

Declaration of Posting

I, Sara Villa, Clerk of the Board of the Santa Ana Watershed Project Authority declare that on February 2, 2023, a copy of this agenda has been uploaded to the SAWPA website at www.sawpa.org and posted at SAWPA's office at 11615 Sterling Avenue, Riverside, California.

2023 SAWPA Commission Meetings/Events

First and Third Tuesday of the Month

(NOTE: All meetings begin at 9:30 a.m., unless otherwise noticed, and are held at SAWPA.)

January		February	
1/3/23	Commission Workshop [cancelled]	2/7/23	Commission Workshop
1/17/23	Regular Commission Meeting	2/21/23	Regular Commission Meeting
March		April	
3/7/23	Commission Workshop	4/4/23	Commission Workshop
3/21/23	Regular Commission Meeting	4/18/23	Regular Commission Meeting
May		June	
5/2/23	Commission Workshop	6/6/23	Commission Workshop
5/16/23	Regular Commission Meeting	6/20/23	Regular Commission Meeting
5/9 – 5/11/23 ACWA Spring Conference, Monterey, CA			
July		August	
7/4/23	Commission Workshop	8/1/23	Commission Workshop
7/18/23	Regular Commission Meeting	8/15/23	Regular Commission Meeting
September		October	
9/5/23	Commission Workshop	10/3/23	Commission Workshop
9/19/23	Regular Commission Meeting	10/17/23	Regular Commission Meeting
November		December	
11/7/23	Commission Workshop	12/5/23	Commission Workshop
11/21/23	Regular Commission Meeting	12/19/23	Regular Commission Meeting
11/28 – 11/30/23 ACWA Fall Conference, Indian Wells, CA			

**AGENCY
REPRESENTATIVES'
REPORTS**

4B

The Metropolitan Water District of Southern California

Agenda

The mission of the Metropolitan Water District of Southern California is to provide its service area with adequate and reliable supplies of high-quality water to meet present and future needs in an environmentally and economically responsible way.

Board of Directors - Final

February 13, 2023

9:00 AM

Monday, February 13, 2023 Meeting Schedule
08:00 a.m. LC 09:00 a.m. BOD 09:30 a.m. Break 10:00 a.m. BOD Retreat

Agendas, live streaming, meeting schedules, and other board materials are available here: <https://mwdh2o.legistar.com/Calendar.aspx>. A listen only phone line is available at 1-877-853-5257; enter meeting ID: 831 5177 2466. Members of the public may present their comments to the Board or a Committee on matters within their jurisdiction as listed on the agenda via in-person or teleconference. To participate via teleconference (833) 548-0276 and enter meeting ID: 815 2066 4276.

ZOOM Online and Temecula Creek Inn 44501 Rainbow Canyon Road, Temecula, CA 92592

1. Call to Order

- a. Invocation: Director Nancy Sutley, City of Los Angeles
- b. Pledge of Allegiance: Director Richard Atwater, Foothill Municipal Water District

2. Roll Call

3. Determination of a Quorum

4. Opportunity for members of the public to address the Board on matters within the Board's jurisdiction. (As required by Gov. Code § 54954.3(a))

5. OTHER MATTERS AND REPORTS

- A. Report on Directors' Events Attended at Metropolitan's Expense [21-1898](#)
Attachments: [02132023 BOD 5A Report](#)
- B. Chair's Monthly Activity Report [21-1899](#)
- C. General Manager's summary of activities [21-1900](#)

- D. General Counsel's summary of activities [21-1901](#)
Attachments: [02142023 BOD 5D Report](#)
- E. Interim General Auditor's summary of activities [21-1902](#)
- F. Ethics Officer's summary of activities [21-1903](#)
Attachments: [02142023 BOD 5F Report](#)
- G. Induction of new Director Karl Seckel of Municipal Water District of Orange County [21-1919](#)
(a) Receive credentials
(b) Report on credentials by General Counsel
(c) File credentials
(d) Administer Oath of Office
(e) File Oath
- H. Induction of new Director Juan Garza of Central Basin Municipal Water District [21-1922](#)
(a) Receive credentials
(b) Report on credentials by General Counsel
(c) File credentials
(d) Administer Oath of Office
(e) File Oath
- I. Presentation of 30-year Service Pin to Director Glen D. Peterson [21-1904](#)

**** CONSENT CALENDAR ITEMS -- ACTION ****

6. CONSENT CALENDAR OTHER ITEMS - ACTION

- A. Approval of the Minutes of the Special Board of the Directors Meeting for January 9, 2023 and Minutes of the Board of the Directors Meeting for January 10, 2023 (Copies have been submitted to each Director, any additions, corrections, or omissions) [21-1914](#)
Attachments: [02142023 BOD 6A-1 \(01092023\) minutes](#)
[02142023 BOD 6A-2 \(01102023\) minutes](#)
- B. Adopt resolution to continue remote teleconference meetings pursuant to the Brown Act Section 54953(e) for meetings of Metropolitan's legislative bodies for a period of 30 days; the General Manager has determined that the proposed action is exempt or otherwise not subject to CEQA [21-1923](#)

C. Approve Committee Assignments [21-1915](#)

7. CONSENT CALENDAR ITEMS - ACTION

7-1 Award a \$407,800.33 procurement contract to Cascade Consultants, LLC for a triple offset ball valve to rehabilitate Service Connection CB-11; the General Manager has determined that the proposed action is exempt or otherwise not subject to CEQA (EOT) [21-1906](#)

Attachments: [02132023 EOT 7-1 B-L.pdf](#)

7-2 Adopt Mitigated Negative Declaration for the Colorado River Aqueduct Master Reclamation Plan for San Bernardino and Riverside Counties and take related CEQA actions; approve Master Reclamation Plan for San Bernardino and Riverside Counties (EOT) [21-1907](#)

Attachments: [02132023 BOD 7-2 B-L](#)
[02132023 EOT 7-2 - Attach 1](#)
[02132023 EOT 7-2 - Attach 2](#)

7-3 Adopt resolutions to support three applications for the California Department of Water Resources' 2022 Urban Community Drought Relief Program totaling \$38 million; and authorize the General Manager to accept this potential funding and enter contracts with the California Department of Water Resources if awarded; the General Manager has determined that the proposed actions are exempt or otherwise not subject to CEQA (OWS) [21-1908](#)

Attachments: [02132023 BOD 7-3 B-L.pdf](#)

7-4 Report on Baker Electric, Inc. v. Metropolitan Water District of Southern California, et al., (Los Angeles Superior Court Case No. 21STCV15612) regarding Metropolitan's CRA 6.9 kV Power Cables Replacement Project, Contract No. 1915; authorize an increase in the maximum amount payable under contract with Musick, Peeler & Garrett LLP, for legal services by \$800,000 to an amount not-to-exceed \$1,700,000; and authorize an increase in the maximum amount payable under contract with HKA Global, Inc., for consulting services by \$300,000 to an amount not-to-exceed \$400,000; the General Manager has determined the proposed action is exempt or otherwise not subject to CEQA [Conference with legal counsel - existing litigation; to be heard in closed session pursuant to Gov. Code Section 54956.9(d)(1)] (LC) [21-1912](#)

- 7-5** Report on American Federation of State, County & Municipal Employees Local 1902 v. Metropolitan Water District of Southern California pending Administrative Hearing Officer Appeal and authorize an increase in the maximum amount payable under contract for legal services with Renne Public Law Group by \$100,000 to an amount not to exceed \$200,000; the General Manager has determined that the proposed action is exempt or otherwise not subject to CEQA [Conference with legal counsel—existing litigation; to be heard in closed session pursuant to Gov. Code Section 54956.9(d)(1)] (LC) [21-1913](#)
- 7-6** Update on Sierra Club et al. v. California Department of Water Resources, Sacramento County Superior Court Case No. 34-2020-80003517 (consolidated with 34-2020-00283112) and request for authorization to increase maximum amount payable under a contract with Atkinson, Andelson, Loya, Ruud & Romo, PLC by \$150,000 to an amount not to exceed \$250,000; the General Manager has determined that the proposed action is exempt or otherwise not subject to CEQA [Conference with legal counsel – existing litigation; to be heard in closed session pursuant to Gov. Code Section 54956.9(d)(1)] (LC) [21-1916](#)

**** END OF CONSENT CALENDAR ITEMS ****

8. OTHER BOARD ITEMS - ACTION

- 8-1** Report on litigation in San Diego County Water Authority v. Metropolitan Water District of Southern California, et al., San Francisco County Superior Court Case Nos. CPF-10-510830, CPF-12-512466, CPF-14-514004, CPF-16-515282, CPF-16-515391, CGC-17-563350, and CPF-18-516389; the appeals of the 2010 and 2012 actions, Court of Appeal for the First Appellate District Case Nos. A146901, A148266, A161144, and A162168, and California Supreme Court Case No. S243500; the petition for extraordinary writ in the 2010 and 2012 actions, Court of Appeal for the First Appellate District Case No. A155310; the petition for extraordinary writ in the second 2016 action, Court of Appeal for the First Appellate District Case No. A154325 and California Supreme Court Case No. S251025; and the Metropolitan Water District of Southern California v. San Diego County Water Authority cross-complaints in the 2014, 2016, and 2018 actions; and consider San Diego County Water Authority's proposal: (1) to stipulate to stay proceedings in the 2014, 2016, and 2018 actions; and (2) to engage in settlement negotiations prior to issuance of the court's statement of decision in those actions; the General Manager has determined that the proposed action is exempt or otherwise not subject to CEQA [Conference with legal counsel - existing litigation; to be heard in closed session pursuant to Gov. Code Section 54956.9(d)(1)] (LC) [21-1933](#)

9. BOARD INFORMATION ITEMS

- 9-1** Conservation Update Report [21-1905](#)
Attachments: [02142023 BOD 9-1 Report](#)
- 9-2** Update on Water Surplus and Drought Management and Water Shortage Emergency Condition [21-1909](#)
Attachments: [02142023 BOD 9-2 Report](#)
- 9-3** Bay-Delta Manager's Report [21-1910](#)
Attachments: [02142023 BOD 9-3 Report](#)
- 9-4** Colorado River Manager's Report [21-1911](#)

10. OTHER MATTERS

NONE

11. FOLLOW-UP ITEMS

NONE

12. FUTURE AGENDA ITEMS

13. ADJOURNMENT

NOTE:

Each agenda item with a committee designation will be considered and a recommendation may be made by one or more committees prior to consideration and final action by the full Board of Directors. The committee designation appears in parenthesis at the end of the description of the agenda item e.g. (E&O). Committee agendas may be obtained from the Executive Secretary.

Requests for a disability related modification or accommodation, including auxiliary aids or services, in order to attend or participate in a meeting should be made to the Executive Secretary in advance of the meeting to ensure availability of the requested service or accommodation.

**AGENCY
REPRESENTATIVES'
REPORTS**

4D

**CHINO BASIN WATERMASTER
WATERMASTER BOARD MEETING**

11:00 a.m. – January 26, 2023
Mr. Jim Curatalo, 2022 Chair
Mr. Jeff Pierson, 2022 Vice-Chair
At The Offices Of
Chino Basin Watermaster
9641 San Bernardino Road
Rancho Cucamonga, CA 91730

AGENDA

CALL TO ORDER

FLAG SALUTE

ROLL CALL

PUBLIC COMMENTS

AGENDA – ADDITIONS/REORDER

INTRODUCTIONS – CALENDAR YEAR 2023 WATERMASTER BOARD MEMBERS

Overlying (Ag) Pool	Jeff Pierson (Crops)
Overlying (Ag) Pool	Paul Hofer (Crops)
Overlying (Non-Ag) Pool	Bob Bowcock (CalMat Co.)
Appropriative Pool	Manny Martinez (Monte Vista Water District)
Appropriative Pool	Scott Burton (City of Ontario)
Appropriative Pool	Jim Curatalo (Minor Representative)
Municipal	Bob Kuhn (Three Valleys Municipal Water District)
Municipal	Mike Gardner (Western Municipal Water District)
Municipal	Steve Elie (Inland Empire Utilities Agency)

I. CALENDAR YEAR 2023 OFFICERS – ACTION

A. ELECTION OF OFFICERS

Chair	_____
Vice-Chair	_____
Secretary/Treasurer	_____

II. CONSENT CALENDAR

Note: All matters listed under the Consent Calendar are considered to be routine and non-controversial and will be acted upon by one motion in the form listed below. There will be no separate discussion on these items prior to voting unless any members, staff, or the public requests specific items be discussed and/or removed from the Consent Calendar for separate action.

A. MINUTES

Approve as presented:

1. Minutes of the Watermaster Board Meeting held November 17, 2022 (*Page 1*)
2. Minutes of the Watermaster Special Board Meeting held December 5, 2022 (*Page 11*)

B. FINANCIAL REPORTS

Receive and file as presented:

1. Cash Disbursements for the month of October 2022 *(Page 14)*
2. Watermaster VISA Check Detail for the month of October 2022 *Page 26)*
3. Combining Schedule for the Period July 1, 2022 through October 31, 2022 *(Page 29)*
4. Treasurer's Report of Financial Affairs for the Period October 1, 2022 through October 31, 2022 *(Page 32)*
5. Budget vs. Actual Report for the Period July 1, 2022 through October 31, 2022 *(Page 36)*
6. Cash Disbursements for the month of November 2022 *(Page 61)*
7. Watermaster VISA Check Detail for the month of November 2022 *(Page 74)*
8. Combining Schedule for the Period July 1, 2022 through November 30, 2022 *(Page 78)*
9. Treasurer's Report of Financial Affairs for the Period November 1, 2022 through November 30, 2022 *(Page 81)*
10. Budget vs. Actual Report for the Period July 1, 2022 through November 30, 2022 *(Page 85)*
11. Cash Disbursements for December 2022 (Information Only) *(Page 111)*

C. CHINO BASIN WATERMASTER INVESTMENT POLICY

Adopt Resolution 2023-01 – Resolution of the Chino Basin Watermaster, San Bernardino County, California, Re-Authorizing the Watermaster's Investment Policy. *(Page 121)*

D. LOCAL AGENCY INVESTMENT FUND

Adopt Resolution 2023-02 – Resolution Authorizing Investment of Monies in the Local Agency Investment Fund (LAIF). *(Page 128)*

E. CHINO BASIN WATERMASTER 45TH ANNUAL REPORT (FISCAL YEAR 2021/22)

Adopt the 45th Annual Report, along with filing a copy with the Court, subject to any necessary non-substantive changes. *(Page 131)*

F. NOTICE OF INTENT TO CHANGE THE OPERATING SAFE YIELD OF THE CHINO GROUNDWATER BASIN *(Page 134)*

G. 2023 HEARING OFFICER PANEL APPOINTMENT

Appoint the recommended panel of five, to be reconsidered periodically and no less frequently than annually. *(Page 136)*

H. RESOLUTION 2023-03 AUTHORIZING REMOTE TELECONFERENCE MEETINGS UNDER BROWN ACT

Adopt Resolution 2023-03 Authorizing Remote Teleconference Meetings under the Ralph M. Brown Act. *(Page 139)*

III. BUSINESS ITEMS

A. OPTIMUM BASIN MANAGEMENT PROGRAM (OBMP) PROJECT DESCRIPTION TRANSMITTAL

Direct the General Manager to transmit the Project Description to IEUA. *(Page 145)*

B. OPTIMUM BASIN MANAGEMENT PROGRAM (OBMP) IMPLEMENTATION PLAN UPDATE

Direct the General Manager to explore Watermaster's obligations and management actions that do not require hosting facilitated discussions for their implementation. *(Page 150)*

IV. REPORTS/UPDATES

A. LEGAL COUNSEL

1. November 18, 2022 Hearing
2. December 16, 2022 Hearing
3. January 20, 2023 Hearing

4. Court of Appeal Case No. E079052
5. Court of Appeal Case No. E080457
6. Court of Appeal Case No. E080533
7. Kaiser Permanente Lawsuit
8. Rules and Regulations Update
9. Brown Act Open Meetings Update

B. ENGINEER

1. Measurement and Reporting of Diversions for Water Year 2022
2. Ground-Level Monitoring Committee
3. Safe Yield Court Order Implementation
4. Ambient Water Quality

C. CHIEF FINANCIAL OFFICER

1. FY 2022/23 Assessment Package Payments Status
2. Upcoming FY 2022/23 Mid-Year Review

D. GENERAL MANAGER

1. Exhibit "G" Physical Solution Transfers
2. Calendar Year 2023 Letters of CBWM Representation
3. December 5, 2022 Board Workshop IV
4. 2022 Little Heart Warriors Fundraiser
5. Other

V. BOARD MEMBER COMMENTS

VI. OTHER BUSINESS

VII. CONFIDENTIAL SESSION - POSSIBLE ACTION

Pursuant to Article II, Section 2.6, of the Watermaster Rules & Regulations, a Confidential Session may be held during the Watermaster Board meeting for the purpose of discussion and possible action.

VIII. FUTURE MEETINGS AT WATERMASTER

01/26/23	Thu	9:30 a.m.	Watermaster Orientation
01/26/23	Thu	11:00 a.m.	Watermaster Board
02/09/23	Thu	9:00 a.m.	Appropriative Pool Committee
02/09/23	Thu	11:00 a.m.	Non-Agricultural Pool Committee
02/09/23	Thu	1:30 p.m.	Agricultural Pool Committee
02/16/23	Thu	9:00 a.m.	Advisory Committee
02/23/23	Thu	9:30 a.m.	Watermaster Orientation
02/23/23	Thu	11:00 a.m.	Watermaster Board

ADJOURNMENT

**AGENCY
REPRESENTATIVES'
REPORTS**

4E

SPECIAL BOARD MEETING OF THE BOARD OF DIRECTORS CHINO BASIN DESALTER AUTHORITY

February 2, 2023 • 2:00 p.m.

NOTICE AND AGENDA

*All documents available for public review are on file with the Authority's
Secretary located at 3550 E. Philadelphia Street, Suite 170, Ontario, CA 91761*

According to the directives from the California Department of Public Health and Executive Order N-08-21 issued by Governor Gavin Newsom, members of the public are invited to participate via video or teleconference

To join teleconference:

Dial-in #: (669) 900 6833 Zoom Meeting ID: 813 5205 9101 Passcode: 380557

To join video conference:

Click on link: [Join Zoom Meeting](#)

Or copy URL: <https://us02web.zoom.us/j/81352059101?pwd=M01uOEVteVBCTnVyZ0tKVUxrb1hHdz09>

Or go to <https://zoom.us/> Zoom Meeting ID: 813 5205 9101 Passcode: 380557

CALL TO ORDER

ROLL CALL

PUBLIC COMMENT

Members of the public may address the Board of Directors on any item that is within the jurisdiction of the Chino Basin Desalter Authority; however, no action may be taken on any item not appearing on the agenda unless the action is otherwise authorized by Subdivision (b) of Section 54954.2 of the Government Code.

Under the provisions of the Brown Act, the CDA Board is prohibited from taking action on non-agendized matters. However, Board Members may respond briefly or refer the communication to staff. The CDA Board may also request the Secretary to calendar an item related to your communication at a future CDA Board meeting.

ADDITIONS TO THE AGENDA

In accordance with Section 54954.2 of the Government Code (Brown Act), additions to the agenda require two-thirds vote of the legislative body, or, if less than two-thirds of the members are present, a unanimous vote of those members present, that there is a need to take immediate action and that the need for action came to the attention of the local agency subsequent to the agenda being posted.

CONSENT CALENDAR ITEMS

Consent Calendar items are expected to be routine and non-controversial to be acted upon by the Board at one time without discussion. If any Board member, staff member, or interested person requests that an item be removed from the Consent Calendar, it will be moved to the first item on the Action Items

1. MINUTES OF JANUARY 5, 2023 REGULAR BOARD MEETING

2. RESOLUTION 2023-02 PROCLAIMING A LOCAL EMERGENCY, RATIFYING THE PROCLAMATION OF A STATE OF EMERGENCY BY EXECUTIVE ORDERS N-25-20, N-29-20 AND N-35-20, AND AUTHORIZING REMOTE TELECONFERENCE MEETINGS UNTIL FEBRUARY 28, 2023 PURSUANT TO BROWN ACT PROVISIONS

Staff Recommendation:

1. Approve Resolution 2023-02, proclaiming a local emergency, ratifying the proclamation of a state of emergency by Executive Orders N-25-20, N-29-20 and N-35-20, and authorizing remote teleconference meetings until February 28, 2023 pursuant to Brown Act provisions
2. Find that this item is not a project pursuant to the California Environmental Quality Act.

ACTION ITEMS

Prior to action of the CDA Board, any member of the public will have the opportunity to address the CDA Board on any item listed on the agenda.

3. COST OF LIVING ADJUSTMENT – CDA EMPLOYEES

Report By: Thomas O'Neill, CDA General Manager/CEO

Staff Recommendation:

1. Approve a Cost-of-Living Adjustment (COLA) of 7.3% for all CDA employees, effective Pay Period 1 of 2023; and
2. Find that this item is not a project pursuant to the California Environmental Quality Act.

4. CONTRACT AWARD FOR CHINO I & CHINO II COATING REPAIRS PROJECT

Report By: Thomas O'Neill, CDA General Manager/CEO

Staff Recommendation:

1. Approve the contract award to the lowest responsive and responsible bidder J. Colon Coatings, Inc. for the Chino I & Chino II Coating Repairs Project in the not-to-exceed amount of \$104,400.
2. Authorize the General Manager/CEO to execute the contract and approve authorized expenditures up to a not-to-exceed total of \$120,000.
3. Find that this item is not a project pursuant to the California Environmental Quality Act.

5. CONSTRUCTION CONTRACT AWARD FOR CHINO I ION EXCHANGE MANWAYS PROJECT

Report By: Thomas O'Neill, CDA General Manager/CEO

Staff Recommendation:

1. Approve the contract award to the lowest responsive and responsible bidder T. E. Roberts, Inc. for the Construction of the Chino I Ion Exchange Manways Project in the not-to-exceed amount of \$106,725.
2. Authorize the General Manager/CEO to execute the contract and approve authorized expenditures up to a not-to-exceed total of \$120,000; and
3. Find that this item is not a project pursuant to the California Environmental Quality Act.

6. AWARD OF CONSTRUCTION CONTRACT TO FARWEST CORROSION CONTROL COMPANY FOR CHINO II DESALTER CONCENTRATE REDUCTION FACILITY CATHODIC PROTECTION SYSTEM PROJECT

Report By: Thomas O'Neill, CDA General Manager/CEO

Staff Recommendation:

1. Approve the contract award to the lowest responsive and responsible bidder Farwest Corrosion Control Company for the Construction of the Chino II Desalter Concentrate Reduction Facility Cathodic Protection System Project in the not-to-exceed amount of \$354,735.
2. Authorize the General Manager/CEO to execute the contract and approve authorized expenditures up to a not-to-exceed total of \$395,000.
3. Find that Chino Basin Desalter Authority has complied with the California Environmental Quality Act by filing a Notice of Exemption on January 30, 2023.

INFORMATION ITEMS

7. UPDATE ON EMERGENCY SERVICES TO PERFORM ELECTRICAL REPAIRS AT THE CHINO I DESALTER

Report by: Thomas O'Neill, CDA General Manager/CEO

8. BROWN ACT REQUIREMENTS AND PROCEDURES FOR LOCAL LEGISLATIVE BODIES TO HOLD REMOTE PUBLIC MEETINGS

Report By: Allison Burns, CDA Deputy General Counsel

STAFF COMMENTS

- i. Deputy CDA General Counsel, Allison Burns
- ii. CDA CFO/Treasurer, Michael Chung
- iii. CDA General Manager/CEO, Thomas O'Neill

CLOSED SESSION

The Authority may adjourn to a Closed Session to consider litigation matters, personnel matters, or other matters as provided for in the Ralph M. Brown Act (Section 54950 et seq., of the Government Code).

- 9. **CONFERENCE WITH LEGAL COUNSEL – ANTICIPATED LITIGATION:
CONSIDERATION OF INITIATION OF LITIGATION PURSUANT TO GOVERNMENT
CODE SECTION 54956.9(D)(4)
(ONE POTENTIAL CASE)**
- 10. **CONFERENCE WITH LEGAL COUNSEL – ANTICIPATED LITIGATION:
SIGNIFICANT EXPOSURE TO LITIGATION PURSUANT TO GOVERNMENT CODE
SECTION 54956.9(D)(2)
(ONE POTENTIAL CASE)**


DIRECTOR COMMENTS

ADJOURN

Declaration of Posting

Any person with a disability who requires accommodations in order to participate in this meeting or for package materials in an alternative format should telephone Executive Assistant Casey Costa at (909) 218-3730, at least 48 hours prior to the meeting in order to make a request for a disability-related modification or accommodation. All accommodation requests will be handled swiftly and resolving all doubts in favor of access. Copies of records provided to Board Members which relate to any agenda item to be discussed in open session may be obtained from Chino Basin Desalter Authority at 3550 Philadelphia Street, Suite 170, Ontario, CA 91761.

I, Casey Costa, Executive Assistant to the Chino Basin Desalter Authority, hereby certify that a copy of this agenda has been posted by 2:00 p.m. at the Chino Basin Desalter Authority's main office, 3550 Philadelphia Street, Suite 170, Ontario, CA on January 30, 2022.


Casey Costa, Executive Assistant

**AGENCY
REPRESENTATIVES'
REPORTS**

4F



**REGULAR MEETING OF THE
BOARD OF DIRECTORS
MONDAY, February 06, 2023
10:00 A.M.
(Teleconference Meeting)**

Telecon:

www.ierca.org/calendar

+1 415-856-9169 United States, San Francisco (Toll)

Conference ID: 285 029 257 106#

PURSUANT TO AB 361, IERCA BOARD MEETINGS WILL CONTINUE TO BE CONDUCTED THROUGH TELECONFERENCE IN AN EFFORT TO PROTECT PUBLIC HEALTH AND PREVENT THE SPREAD OF COVID-19. THERE WILL BE NO PUBLIC LOCATION AVAILABLE FOR ATTENDING THE MEETING IN PERSON.

TELECONFERENCE ACCESSIBILITY FOR THE GENERAL PUBLIC:

In all efforts to prevent the spread of COVID-19, until further notice, the Inland Empire Regional Composting Authority will be holding all Board meetings by teleconferencing.

The meeting will be accessible at: (415) 856-9169 / Conf Code: 285 029 257 106#

The public may participate and provide public comment during the meeting by calling into the number provided above. Public comments may also be submitted to the Recording Secretary at afernandez@ieua.org no later than 24 hours prior to the scheduled meeting time. Comments will be distributed to the Board of Directors.

**CALL TO ORDER
OF THE INLAND EMPIRE REGIONAL COMPOSTING AUTHORITY BOARD OF
DIRECTORS MEETING**

FLAG SALUTE

PUBLIC COMMENT

Members of the public may address the Board on any item that is within the jurisdiction of the Board; however, no action may be taken on any item not appearing on the agenda unless the action is otherwise authorized by Subdivision (b) of Section 54954.2 of the Government Code. Those persons wishing to address the Board on any matter, whether or not it appears on the agenda, are requested to complete and submit to the Board Secretary a "Request to Speak" form which are available on the table in the Board Room. Comments will be limited to five minutes per speaker. Thank you.

ADDITIONS TO THE AGENDA

In accordance with Section 54954.2 of the Government Code (Brown Act), additions to the agenda require two-thirds vote of the legislative body, or, if less than two-thirds of the members are present, a unanimous vote of those members present, that there is a need to take immediate action and that the need for action came to the attention of the local agency subsequent to the agenda being posted.

INTRODUCTIONS

Introduction of new hires Raymond Matus and Aaron Hernandez, Compost Workers at IERCF. IERCA would also like to acknowledge Nelson Delgado on his promotion to Senior Compost Operations and Maintenance Technician.

1. PUBLIC HEARING

A. PUBLIC HEARING AND ADOPTION OF RESOLUTION NO. 2023-02-01, ADOPTING AMENDMENTS TO THE INLAND EMPIRE REGIONAL COMPOSTING AUTHORITY CONFLICT OF INTEREST CODE

It is recommended that the Board of Directors:

1. Hold a Public Hearing to receive public comments for the Board to adopt amendments to the Authority's Conflict of Interest Code, establishing disclosure categories specifying the types of economic interests that must be reported by designated positions within the Authority; and
2. After closing the Public Hearing, adopt Resolution No. 2023-02-01, Adopting Amendments to the IERCA Conflict of Interest Code.

2. CONSENT CALENDAR

A. ADOPTION OF RESOLUTION NO. 2023-02-02

A Resolution of the Board of Directors of the Inland Empire Regional Composting Authority, making certain findings and determinations regarding special rules for conducting meetings through teleconference.

B. MINUTES

The Board will be asked to approve the minutes from the November 07, 2022, regular meeting.

C. INVESTMENT AND DISBURSEMENT REPORT

It is recommended that the Board of Directors approve for the months of October 2022 - December 2022:

1. Total disbursements in the amount of \$3,859,533.71.

2. There were no new investments during October 1, 2022 – December 31, 2022.

3. **ACTION ITEMS**

- A. **ELECTION OF OFFICERS**
BOARD CHAIRPERSON
BOARD VICE-CHAIRPERSON

4. **INFORMATION ITEMS**

- A. **PROJECT MANAGER'S REPORT**
- B. **TREASURER'S REPORT OF FINANCIAL AFFAIRS FOR THE QUARTER ENDED DECEMBER 31, 2022**

5. **DIRECTOR COMMENTS**

Next regular meeting is scheduled for Monday, May 01, 2023, at 10:00 a.m.

6. **ADJOURN**

In compliance with the Americans with Disabilities Act, if you need special assistance to participate in this meeting, please contact the Recording Secretary (909-993-1744), 48 hours prior to the scheduled meeting so that the Authority can make reasonable arrangements.

Declaration of Posting

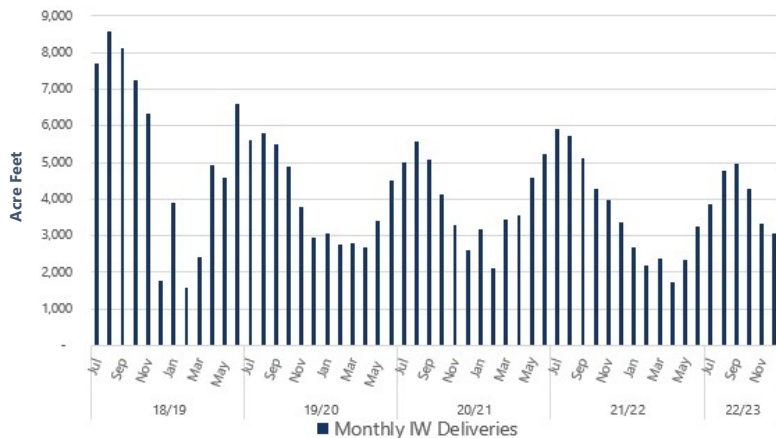
I, Adrienne Fernandez, Recording Secretary to the Inland Empire Regional Composting Authority, hereby certify that a copy of this agenda has been posted by 5:30 p.m. at the Los Angeles County Sanitation District 1955 Workman Mill Road, Whittier, CA and at the IERCA's Administrative Building, 12645 Sixth Street, Rancho Cucamonga, CA and at the IEUA's main office, 6075 Kimball Ave., Chino, CA on Wednesday, February 01, 2023.

Adrienne Fernandez
Adrienne Fernandez, Recording Secretary

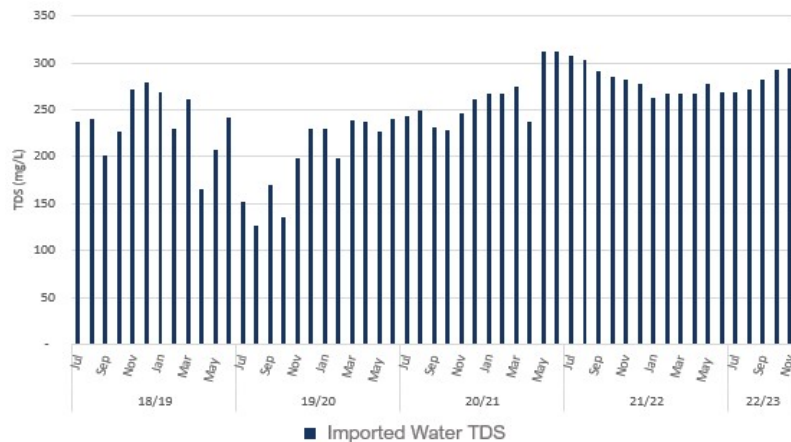
GENERAL MANAGER'S REPORT

Imported Water

Full Service Imported Water Deliveries Summary
(FY 2018/19 to 2022/23)

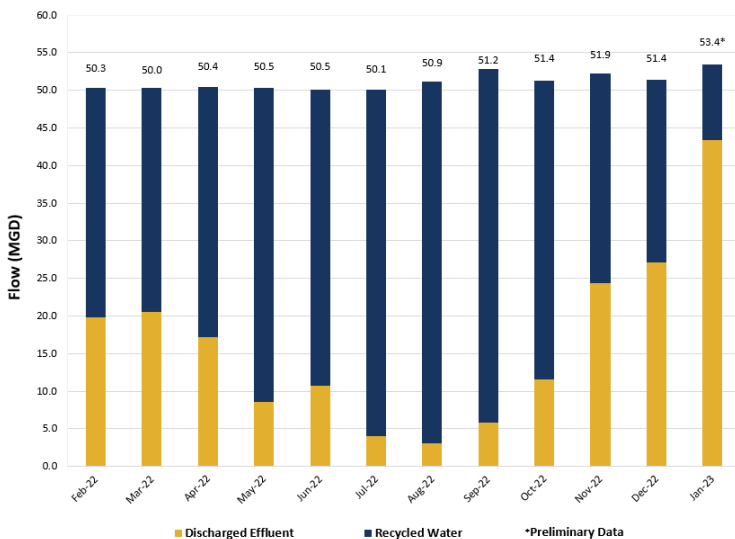


Imported Water TDS Summary
(FY 2018/19 to 2022/23)

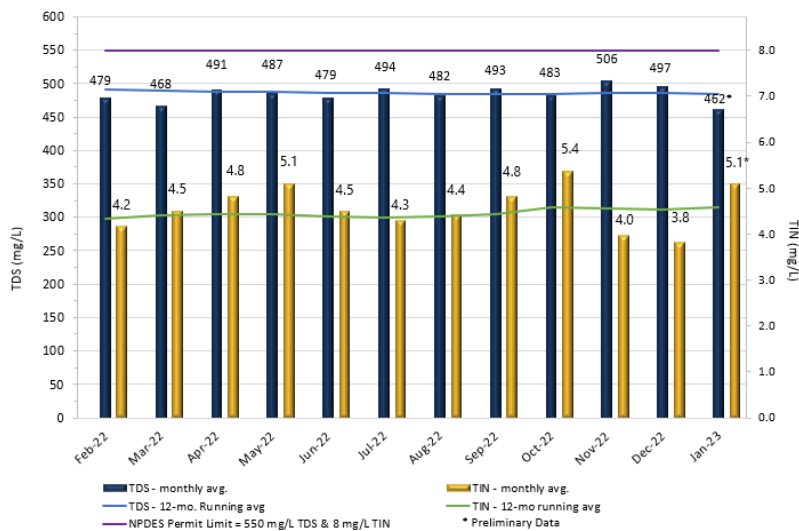


Recycled Water

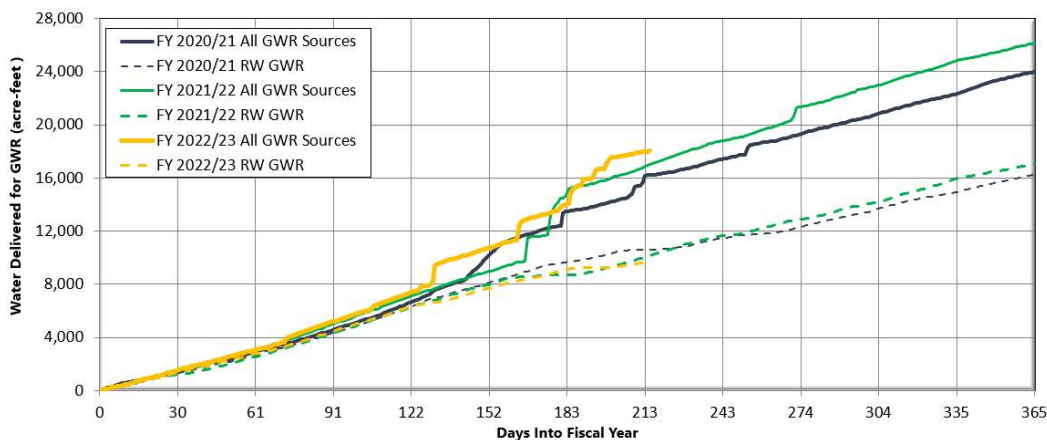
Recycled Water Use



Agency-Wide Effluent TDS & TIN



Groundwater Recharge

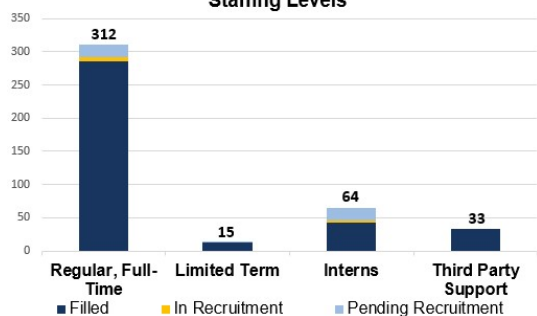


JANUARY 2023 NOTES:

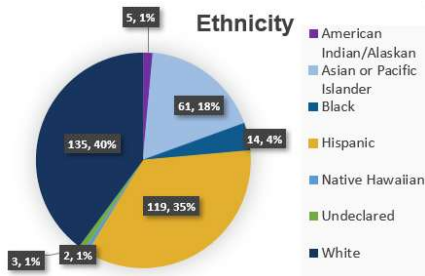
- Total stormwater and dry weather flow recharged is preliminarily estimated at 2,600 acre-feet.
- Recycled water delivered for recharge totaled 536 acre-feet.
- Imported water recharge did not occur.
- Chino Basin Watermaster will remove 1.5% for evaporation losses from delivered supplemental water sources (imported water and recycled water).
- Considering evaporation losses, total recharge is preliminarily estimated at 3,128 acre-feet.

Human Resources

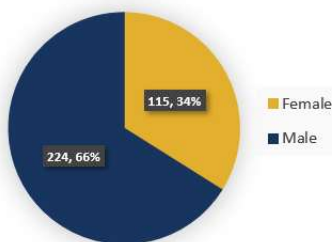
Staffing Levels



Ethnicity



Gender



Grants

Grant Agreements and Applications

FUNDING INVOICES SUBMITTED

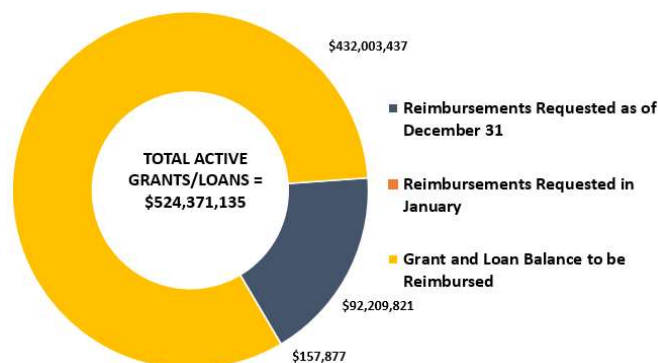
\$124.2K

United States Bureau of Reclamation – WaterSMART – Wineville and Jurupa Basin Improvements

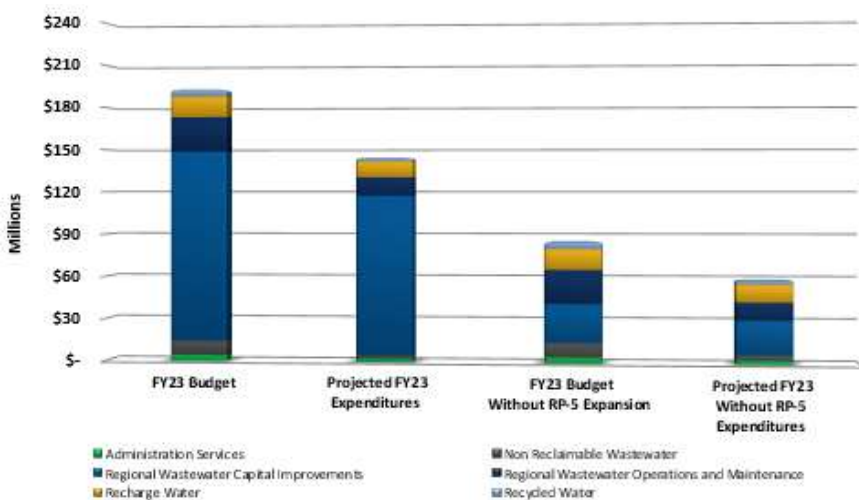
\$33.6K

The Department of Resources Recycling and Recover (CalRecycle) – 2020/2021 Illegal Disposal Site Abatement Grant Program

Financial Update



Engineering & Construction Management FY 2022/23 Budget Status Update



COVID-19 Response:

Management team and key staff members continue to meet when necessary to discuss Agency impacts from COVID-19.



[Bid & Award Look Ahead Schedule](#)

[Active Capital Improvement Project Status](#)

[Emergency Projects](#)

Agency Highlights

* On January 10, IEUA, CWEA, ACWA-JPIA, and CA-NV AWWA partnered to host a Human Resources Roundtable. This event brought human resources professionals together from water agencies and cities all over Southern California, including Metropolitan Water District, Chino Basin Watermaster, Cucamonga Valley Water District, Eastern Municipal Water District, Western Municipal Water District, LA County Sanitation District, and the Santa Ana Watershed Project Authority. General Manager Shivaji Deshmukh kicked off the event with a presentation on workplace culture and the importance of engagement and retention.

* On January 11, the Human Resources Department expanded New Splash, the Agency's onboarding experience, to include a tour of Agency facilities. This is a great opportunity for new staff to strengthen their business acumen while learning about our services and facilities. As part of the tour, new staff visited Carbon Canyon Water Recycling Facility, the Chino Desalter, Inland Empire Regional Composting Facility (IERCF) and Regional Plant 1 to learn about how we create liquid gold from wastewater. The tour will be conducted quarterly. Thank you to all our incredible staff at Carbon Canyon, the Desalter, IERCF and RP-1 for making this an incredible experience for our new hires.

* On January 19, IEUA President Marco Tule joined the Chino Basin Water Conservation District (CBWCD) to attend a ribbon cutting event celebrating the completion of CBWCD's Montclair Basin spillway. CBWCD's spillway project was one of two components included as part of IEUA's and CBWCD's partnership under the Stormwater for Recharge Pilot Program funded by the Metropolitan Water District of Southern California.

* On January 19, IEUA held a reception to welcome Metropolitan Water District of Southern California's (MWD's) new Chair, Adán Ortega and receive an update on California's water supply. Key stakeholders throughout the region including Congresswoman Judy Chu; MWD's General Manager Adel Hagekhalil; and IEUA's Board President Marco Tule, Vice President Steve Elie, Director Michael Camacho, and General Manager Shivaji Deshmukh were in attendance to welcome Mr. Ortega into his new role, share their insight, and show their support for water initiatives throughout the region.

Biosolids/Compost

IERCF Inbound & Outbound

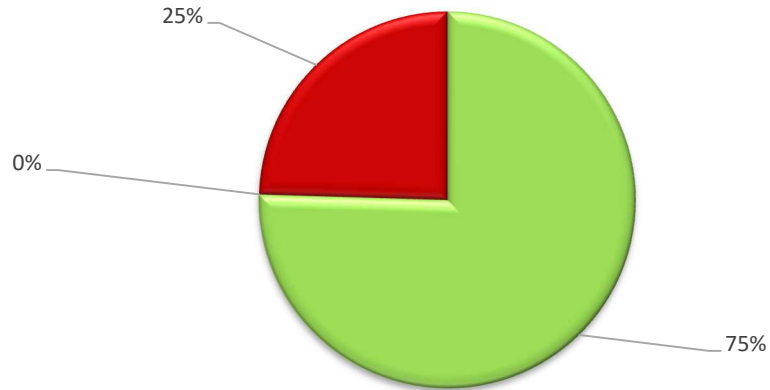


Bid and Award Look Ahead Schedule

Bid and Award Look Ahead Schedule			
	Project Name	Projected Bid Opening Date	Projected Bid Award Date
	Mar-23		
1	EN17006.00 CCWRF Asset Management and Improvements	2/9/2023	3/15/2023
	Apr-23		
2	AM23001.00 Old VFD Replacement (Wastewater)	3/1/2023	4/19/2023
3	AM23002.00 Old VFD Replacement (Recycled Water)	3/1/2023	4/19/2023
4	EN13016.05 SCADA Enterprise System - (Regional Water Recycling Plant No. 1)	1/31/2023	4/19/2023
5	RW15003.03 Montclair Basin Improvements (RMPU PID 2)	3/5/2023	4/19/2023
	May-23		
6	EN23124.00 1630 East Pump Station VFD Installation	4/5/2023	5/17/2023
7	EN17042.00 Digester 6 and 7 Roof Repairs	4/5/2023	5/17/2023
	Jun-23		
8	EN21053.00 RP-1 Filter Effluent Structure #2	5/3/2023	6/21/2023
9	EN23121.00 1299 Reservoir Paint/Coating Repairs and Upgrades	4/19/2023	6/21/2023
	Jul-23		
10	EN23123.00 RP-4 Outfall Valve Replacement and Blow off Upgrades	5/24/2023	7/19/2023
	Sep-23		
11	EN22022.00 RP-1 Air Compressor Upgrades	8/9/2023	9/20/2023
	Oct-23		
12	EN21041.00 RP-4 Chlorine Contact Basin Cover Repair & RW Wet Well Passive Overflow Line	8/31/2023	10/18/2023
13	EN21045.00 Montclair Force Main Improvements	8/11/2023	10/18/2023
14	EN23113.00 RW/GRW Safety Work Improvements for Basin Gate Actuator Access	9/6/2023	10/18/2023
15	EN24020.00 RP-1 Dewatering Centrate Pumps	9/3/2023	10/18/2023
16	PA22003.01 Agency Wide Paving at RP-1 Dump Station	7/30/2023	10/18/2023
	Nov-23		
17	EN23004.00 CCWRF Aeration Basins 1-6 Drain Valve Replacements	10/4/2023	11/15/2023
18	EN23003.00 Central Plant Cooling Tower Replacement	9/19/2023	11/15/2023
	Dec-23		
19	EN22027.00 RP-1 Repurpose Lab	10/26/2023	12/20/2023

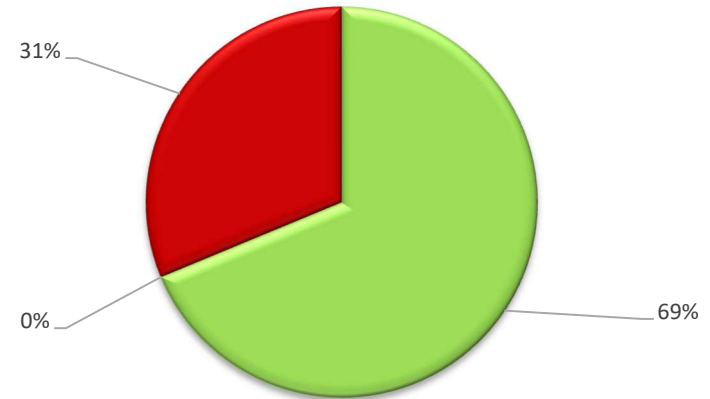
Active Capital Improvement Project Status

Design Schedule Performance (53)



■ On-Time
 ■ Recovery in Progress
 ■ Behind Schedule

Construction Schedule Performance (32)



■ On-Time
 ■ Recovery in Progress
 ■ Behind Schedule

Agency-Wide

No.	Project ID	Project Title	Total Expenditures thru 1/31 (\$)	Total Project Budget (\$)	Project Schedule Performance	Status	Schedule Recovery Plan
1	EN21020.00	Oracle P6 Migration and Web Hosting Services	2,476	325,000	Behind Schedule	Consultant Contract Award	The Request for Proposal was placed on Planet Bids on December 12, 2022, with a deadline of February 2, 2023. The project will be rebaselined once the consultant contract is awarded.
2	EN20034.03	RP5 Solids Handling Future Uses Evaluation	391,123	-	On-Time	Consultant Contract Award	
3	EN19024.00	Regional System Asset Management (Assessment Only)	3,456,509	3,919,419	Behind Schedule	Pre-Design	Field assessments currently in-progress. Additional scope was added extending project completion to March 2023. Working on the two remaining siphons.
4	EN22040.00	NFPA 70E Arc Flash Labels	150,170	210,000	On-Time	Pre-Design	
5	EN19051.00	RW Hydraulic Modeling	122,768	677,534	On-Time	Pre-Design	
6	EN20038.00	Agency Wide Pavement Management Study	209,325	340,000	On-Time	Design	
7	PA22003.01	Agency Wide Paving at RP-1 Dump Station	5,859	-	On-Time	Design	
8	AM23001.00	Old VFD Replacement (Wastewater)	7,666	1,350,000	On-Time	Bid & Award	
9	AM23002.00	Old VFD Replacement (Recycled Water)	7,715	1,350,000	On-Time	Bid & Award	
10	EN23043.00	HQ/Lab New Potable Water Connection	-	30,000	On-Time	Construction	
11	FM21005.01	Structural Agency Wide Roofing Phase III	1,551,069	-	On-Time	Construction	
12	EN19030.00	WC Asset Management	90,403	1,087,510	On-Time	Construction	
13	FM22005.00	Agency Wide HVAC Replacement	183,266	877,306	On-Time	Project Acceptance	
14	EN22024.00	AM Cleaning Services	7,429	15,000,000	N/A	N/A	
15	EN19023.00	Asset Management Planning Document	959,360	1,196,146	N/A	N/A	
16	EN19023.01	RO Assessment Project	87,331	-	N/A	N/A	
17	EN22005.00	RO Asset Management	52,973	6,450,000	N/A	N/A	

Agency-Wide (Cont.)

No.	Project ID	Project Title	Total Expenditures thru 1/31 (\$)	Total Project Budget (\$)	Project Schedule Performance	Status	Schedule Recovery Plan
18	EN23077.00	NRW Assessment Projects	-	50,000	N/A	N/A	
19	EN23078.00	GWR Assessment Projects	-	50,000	N/A	N/A	
20	EN23079.00	GG Assessment Projects	-	50,000	N/A	N/A	
21	EN22006.00	RC Asset Management	-	51,150,000	N/A	N/A	
22	EN22009.00	WC Asset Management Project	-	54,100,000	N/A	N/A	
23	EN22010.00	GG Asset Management Project	-	6,400,000	N/A	N/A	
24	EN22008.00	GWR Asset Management Project	18,896	4,500,000	N/A	N/A	
25	EN23025.00	Agency Power Monitoring	91	-	N/A	Not Started	
26	EN23099.00	CIPD Enhancements	-	-	N/A	Not Started	
27	EN22045.00	New Regional Project PDR's	-	2,500,000	N/A	Not Started	
28	EN23021.00	Agency Wide Infiltration and Inflow Study	-	600,000	N/A	Not Started	
29	EN23034.00	Agency Wide EV Charging Stations	609	1,100,000	N/A	Not Started	
30	EN23085.00	New Regional Project PDR's FY22/23	-	-	N/A	Not Started	
31	EN23087.00	New Recycled Water Project PDR's FY 22/23	-	-	N/A	Not Started	
32	EN23088.00	RO On-Call/Small Projects FY 22/23	12,877	500,000	N/A	Not Started	
33	EN23089.00	RO Safety On-Call/Small Projects FY 22/23	-	-	N/A	Not Started	
34	EN23090.00	WC On-Call/Small Projects FY 22/23	2,346	245,000	N/A	Not Started	
		<i>Sub Total</i>	7,320,261	154,057,915			

Carbon Canyon

No.	Project ID	Project Title	Total Expenditures thru 1/31 (\$)	Total Project Budget (\$)	Project Schedule Performance	Status	Schedule Recovery Plan
35	EN23005.00	CCWRF Filter Effluent Sodium Hypochlorite Modification	16,006	105,000	On-Time	Project Evaluation	
36	EN23038.00	CWRF HVAC System Upgrade	17,511	50,000	On-Time	Project Evaluation	
37	EN23035.00	CCWRF RAS Header Replacement	20,430	285,000	On-Time	Consultant Contract Award	
38	EN23074.00	CCWRF Influent Box Rehab at the Primary Clarifiers	23,092	600,000	On-Time	Consultant Contract Award	
39	EN23004.00	CCWRF Aeration Basins 1-6 Drain Valve Replacements	23,345	1,500,000	On-Time	Consultant Contract Award	
40	EN17006.00	CCWRF Asset Management and Improvements	4,442,542	28,550,436	Behind Schedule	Bid & Award	Project is now out to bid. Project has been delayed due to pending approval of the addition of the ammonia control design, and the issuance of the AQMD Permits. The project will be rebaselined at the start of construction.
41	EN17006.01	CCWRF 12kV Backup Generator Control Circuit Improvements	71,089	1,456,614	Behind Schedule	Construction	Long lead times for the controllers has now delayed project by 4 months. Items are planned to arrive on 4/6/23. No mitigation at this point.
		<i>Sub Total</i>	4,614,014	32,547,050			

Chino Desalter Authority (CDA)

No.	Project ID	Project Title	Total Expenditures thru 1/31 (\$)	Total Project Budget (\$)	Project Schedule Performance	Status	Schedule Recovery Plan
42		None to report currently.	0	0			
		<i>Sub Total</i>	-	-			

Collections/NRWS							
No.	Project ID	Project Title	Total Expenditures thru 1/31 (\$)	Total Project Budget (\$)	Project Schedule Performance	Status	Schedule Recovery Plan
43	EN21058.00	Regional Sewer-Hydraulic Modeling	94,336	100,000	On-Time	Pre-Design	
44	EN20064.00	NSNT Sewer Siphon Replacement	966,027	4,500,000	Behind Schedule	Construction	Construction awarded in January. Project will be rebaselined.
45	EN23015.00	Collection System Upgrades FY 22/23	25,268	500,000	On-Time	Construction	
46	EN23014.00	NRWS Manhole Upgrades FY 22/23	20,144	200,000	On-Time	Construction	
47	EN19025.00	Regional Force Main Improvements	1,789,558	4,800,000	Behind Schedule	Construction	Mobilization planned for week of 1/9. Awaiting San Bernardino County approval to do multiple vaults at a time to mitigate current delay. Due to the raining season and the bypass the project will be delayed to May 2023. Approved RFD for completion now.
48	EN19028.00	NRW Manhole and Pipeline Condition Assessment	826,471	1,256,000	On-Time	Construction	
49	EN22059.00	Prado Basin Assets Retrofit-NRWS	147,036	150,000	On-Time	Project Acceptance	
50	EN23075.00	NRWS On Call O&M Projects FY22/23	-	-	N/A	Not Started	
51	EN23086.00	New NRW Projects PDR's FY 22/23	-	-	N/A	Not Started	
		Sub Total	3,868,841	11,506,000			
Groundwater Recharge							
No.	Project ID	Project Title	Total Expenditures thru 1/31 (\$)	Total Project Budget (\$)	Project Schedule Performance	Status	Schedule Recovery Plan
52	EN23113.00	RW/GRW Safety Work Improvements for Basin Gate Actuator Access	22,660	1,020,000	On-Time	Design	
53	EN23040.00	Turner Basin 1 Turnout Fencing	411	15,000	On-Time	Bid & Award	
54	EN23090.01	Turner Basin 1 Turnout Modifications	4,302	245,000	On-Time	Bid & Award	
55	EN21051.00	Ely Monitoring Well	207,474	284,999	On-Time	Construction	
56	RW15003.03	Montclair Basin Improvements (RMPU PID 2)	382,516	-	Behind Schedule	Construction	Bidding was delayed because additional time was needed to complete required CDWF permits 1602 which was received in December 2022. There is no mitigation at this point. The project will be rebaselined at the start of construction. Mitigation credits needed prior to start of construction.
Th57	RW15003.06	Wineville/Jurupa/Force Main Improvements (RMPU PID 23a)	13,247,045	-	Behind Schedule	Construction	Contractor has sent updated schedule submittal and that is currently in review. Project is estimated to be extended to October 2023 due to pump submittal, traffic control issues and SCE delays.
58	EN21057.00	Recharge Basin Clean-up of Illegally Dumped Materials	92,944	247,919	Behind Schedule	Construction	RP-3 Basin and Ely is in Construction. Permitting with Flood Control District caused delay in Design by couple months and now have the final permit. No mitigation at this point.
59	EN23041.00	Ely Monitoring Well Capital Project	4,134	600,000	On-Time	Construction	
60	RW15003.05	RP-3 Basin Improvements (RMPU PID 21)	2,134,626	-	On-Time	Project Acceptance	
61	EN23067.00	Hickory Basin Replacement Monitoring Well	-	-	N/A	Not Started	
62	EN22049.00	GWR-RW OIT Upgrades	-	56,100	N/A	Not Started	
63	EN22050.00	GWR Basin PLC Upgrades	-	900,000	N/A	Not Started	
64	EN22051.00	Jurupa Basin VFD Upgrades	117	300,000	N/A	Not Started	
		Sub Total	16,096,229	3,669,018			
Headquarters							
No.	Project ID	Project Title	Total Expenditures thru 1/31 (\$)	Total Project Budget (\$)	Project Schedule Performance	Status	Schedule Recovery Plan
65	EN23003.00	Central Plant Cooling Tower Replacement	19,188	2,400,000	On-Time	Project Evaluation	
66	EN23039.00	Lab Rooms Temperature Variation	362	240,000	On-Time	Project Evaluation	
67	FM20001.00	HQ Interior Replacements	134,433	320,000	On-Time	Project Evaluation	
		Sub Total	153,983	2,960,000			

Lift Stations

No.	Project ID	Project Title	Total Expenditures thru 1/31 (\$)	Total Project Budget (\$)	Project Schedule Performance	Status	Schedule Recovery Plan
68	EN23036.00	San Bernardino Ave Lift Station Reliability Improvements	22,279	2,000,000	On-Time	Consultant Contract Award	
69	EN22020.00	Philadelphia Lift Station Pump Upgrades	245,871	2,500,000	On-Time	Pre-Design	
70	EN23002.00	Philadelphia Lift Station Force Main Improvements	1,606,226	20,977,940	On-Time	Design	
71	FM21005.02	Prado Dechlor Roofing Assessment	37,012	-	Behind Schedule	Design	RFQ is now released. Will not solicit until after the rainy season per management. No mitigation at this point.
72	EN0000000066	Preserve Lift Station Improvements	219,995	-	Behind Schedule	Construction	Construction awarded in January. Project will be rebaselined.
73	EN22054.03	Montclair Lift Station Gate	11,147	-	On-Time	Project Acceptance	
74	EN22048.00	PLS Generator Control Panel Retrofit/Modernization	109,915	110,000	On-Time	Project Acceptance	
75	EN22057.00	Prado Basin Assets Retrofit-SEWER	49,956	50,000	On-Time	Project Acceptance	
76	EN22037.00	Prado De-Chlorination Station Inundation Protection	212,386	380,000	On-Time	Project Acceptance	
77	EN23066.00	Preserve Lift Station Improvements	443	1,050,000	N/A	Not Started	
		Sub Total	2,515,229	27,067,940			

Regional Water Recycling Plant No. 1 (RP-1)

No.	Project ID	Project Title	Total Expenditures thru 1/31 (\$)	Total Project Budget (\$)	Project Schedule Performance	Status	Schedule Recovery Plan
78	EN23114.00	RP-1 Instrumentation and Control Enhancement	10,840	100,000	On-Time	Project Evaluation	
79	EN23000.00	RP-1 Device Net Replacement	19,023	4,100,000	Behind Schedule	Consultant Contract Award	RFP's have been received and currently in review. Project delayed due to the board needing to be pushed to February.
80	EN23024.00	RP-1 TP-1 Stormwater Drainage Upgrades	10,814	1,300,000	On-Time	Consultant Contract Award	
81	EN24020.00	RP-1 Dewatering Centrate Pumps	60,552	820,000	On-Time	Consultant Contract Award	
82	EN22022.00	RP-1 Air Compressor Upgrades	158,278	4,126,316	Behind Schedule	Pre-Design	Schedule will be rebaselined once charter is complete and new design schedule is received. Project is currently delayed due to amendment execution for additional scope items. Charter and amendment will be concurrent to mitigate time.
83	EN22031.00	RP-1 Intermediate Pump Station Electrical improvements	329,695	9,237,147	Behind Schedule	Design	Additional time and resources were committed to the pre-design phase to define the scope of work. Development of the project charter is caused additional delays to get Leadership approval. The project charter has been approved and the schedule will be re-baselined;
84	EN22027.00	RP-1 Repurpose Lab	128,829	1,847,400	On-Time	Design	
85	EN23102.00	RP-1 New Parking Lot	2,634	1,200,000	On-Time	Design	
86	EN20051.00	RP-1 MCB and Old Lab Building Rehab	217,302	2,546,161	On-Time	Design	
87	EN21053.00	RP-1 Filter Effluent Structure #2	260,266	2,450,050	On-Time	Design	
88	EN21056.00	RP-1 Evaporative Cooling for Aeration Blower Building	142,947	1,085,840	Behind Schedule	Design	Amendment needed for the 60% design still in-progress. Project will be re-baselined when the amendment and revised schedule is finalized with the Consultant.
89	EN22044.00	RP-1 Thickening Building & Acid Phase Digester	3,540,010	123,324,034	Behind Schedule	Design	Additional scope has been added to the design and further design coordination was needed to amend the consultant, delaying design completion
90	EN13016.05	SCADA Enterprise System - (Regional Water Recycling Plant No. 1)	4,300,618	-	Behind Schedule	Bid & Award	Project is now out to bid and are due back on 2/21/23. No mitigation at this point. Project will be re-baselined after the construction contract award in April 2023.
91	EN22041.00	RP-1 Aeration Basins Utility Water System Improvement	153,325	2,090,941	On-Time	Construction	
92	EN22021.00	RP-1 Digester Area Utility Water (UW) Line Replacement	11,259	100,000	Behind Schedule	Bid & Award	Project is now out to bid. No mitigation currently. Schedule will be rebaselined once contract is awarded.
93	EN13016.06	RP-1 TP Building Water Piping Upgrades	80	-	On-Time	Bid & Award	
94	EN23111.00	RP-1 Headworks Bar Screens Improvements	65,286	3,900,000	On-Time	Bid & Award	
95	EN11039.00	RP-1 Disinfection Pump Improvements	3,194,721	12,997,043	On-Time	Construction	
96	EN17042.00	Digester 6 and 7 Roof Repairs	5,763,934	9,052,843	Behind Schedule	Construction	Design currently in progress and no mitigation at this point. Will rebaseline once construction contract is awarded.

Regional Water Recycling Plant No. 1 (RP-1) (Cont.)

No.	Project ID	Project Title	Total Expenditures thru 1/31 (\$)	Total Project Budget (\$)	Project Schedule Performance	Status	Schedule Recovery Plan
97	EN18006.00	RP-1 Flare Improvements	7,856,528	9,200,000	Behind Schedule	Construction	The PLC program had delays with the flare supplier, delaying project completion.
98	EN21042.00	RP-1 East Influent Gate Replacement	190,725	666,117	On-Time	Construction	
99	EN22034.00	RP1/RP4 Generator Control Panel Retrofit/Modernization	31,080	440,000	Behind Schedule	Construction	The generator power cables were found damaged when the staff and the contractor were doing early field walks. A change order was approved by the Board in December 2022 to add scope, value, and time to the construction contract. No schedule recovery is possible.
100	EN17082.01	RP-1 Clarifier Level Sensor Signal Cable	3,056	-	On-Time	Project Acceptance	
101	EN23022.00	RP-1 Solids Sludge Recirc Pump Upgrades	-	-	N/A	Not Started	
102	EN22030.00	Replace Anoxic Mixers with More Energy Efficient System	-	-	N/A	Not Started	
103	EN23020.00	RP-1 Solids Heat Exchanger Replacements & Upgrades	-	-	N/A	Not Started	
104	EN23076.00	RP-1 Centrate Line Improvements	-	-	N/A	Not Started	
105	EN19009.00	RP-1 Energy Recovery	408	4,325,000	N/A	Not Started	
106	EN23116.00	RP-1 Solids Electrical Panel Upgrades	-	1,860,000	N/A	Not Started	
107	EN23117.00	RP-1 Motor Control Center 9M Upgrades	-	1,050,000	N/A	Not Started	
		<i>Sub Total</i>	<i>26,452,207</i>	<i>197,818,892</i>			

Regional Water Recycling Plant No. 4 (RP-4)

No.	Project ID	Project Title	Total Expenditures thru 1/31 (\$)	Total Project Budget (\$)	Project Schedule Performance	Status	Schedule Recovery Plan
108	EN20057.00	RP-4 Process Improvements Phase II	54,697	8,300,000	On-Time	Pre-Design	
109	EN23123.00	RP-4 Outfall Valve Replacement and Blow off Upgrades	33,011	1,700,000	On-Time	Design	
110	EN21041.00	RP-4 Chlorine Contact Basin Cover Repair & RW Wet Well Passive Overflow Line	284,924	4,844,690	On-Time	Design	
111	EN23115.00	RP-4 Headworks Utility Water Addition	14,655	175,000	On-Time	Bid & Award	
112	EN23090.02	RW Improvements (Valves, Blow Offs)	6,883	245,000	On-Time	Bid & Award	
113	EN22039.00	RP-4 SCADA Performance Improvement	2,741	1,012,000	N/A	Not Started	
		<i>Sub Total</i>	<i>396,910</i>	<i>16,276,690</i>			

Regional Water Recycling Plant No. 5 (RP-5)

No.	Project ID	Project Title	Total Expenditures thru 1/31 (\$)	Total Project Budget (\$)	Project Schedule Performance	Status	Schedule Recovery Plan
114	EN19001.00	RP-5 Expansion to 30 mgd	112,420,679	245,000,000	On-Time	Construction	
115	EN19006.00	RP-5 Biosolids Facility	133,496,768	205,000,000	On-Time	Construction	
		<i>Sub Total</i>	<i>245,917,448</i>	<i>450,000,000</i>			

Recycled Water

No.	Project ID	Project Title	Total Expenditures thru 1/31 (\$)	Total Project Budget (\$)	Project Schedule Performance	Status	Schedule Recovery Plan
116	EN23119.00	RW SCADA Migration	13,495	4,630,000	On-Time	Consultant Contract Award	
118	EN23037.01	Etiwanda Interceptor Grade-Break RW Relocation	2,538	-	Behind Schedule	Consultant Contract Award	Currently getting a contract with the City of Rancho to design the remaining scope items. A reimbursement agreement is not finalized yet. Concern that the piles will cause vibration that may cause an issue with underground utilities.
117	EN15002.00	1158 Reservoir Site Cleanup	348,944	1,215,000	On-Time	Project Evaluation	
119	EN23121.00	1299 Reservoir Paint/Coating Repairs and Upgrades	6,379	2,000,000	On-Time	Design	

Recycled Water (Cont.)

No.	Project ID	Project Title	Total Expenditures thru 1/31 (\$)	Total Project Budget (\$)	Project Schedule Performance	Status	Schedule Recovery Plan
120	EN23124.00	1630 East Pump Station VFD Installation	90,739	750,000	Behind Schedule	Design	There was additional scope added to design extending design completion. Partially executed contract is in progress for the Pre-purchasing of equipment.
121	EN21045.00	Montclair Force Main Improvements	404,249	8,714,434	On-Time	Design	
122	EN22058.00	Prado Basin Assets Retrofit-RW	139,999	140,000	On-Time	Project Acceptance	
		Sub Total	1,006,341	17,449,434			
		Overall Totals	308,341,463	913,352,939			

Emergency Projects

FY22/23 Emergency Projects									
	Project ID	Contractor	Task Order Description	Location	TO #	Original Not-to-Exceed /Estimate	Actual Cost thru 1/31	Date of Award	Status
Agency Wide									
1	EN23019.02	Norstar Plumbing and Engineering, Inc	El Prado Road 8-inch Ductile Iron Primary Sludge Leak	El Prado Road	TO-007	200,000	172,407	7/19/2022	Completed
2	EN23017.01	W.A. Rasic	42-inch RW Leak South of I-10 fwy	Ontario	TO-032	98,615	12,803	11/19/2022	Completed
Sub Totals						298,615	185,210		
CCWRF									
3	EN23019.04	Norstar Plumbing and Engineering, Inc.	CCWRF 12-inch Backwash Water Pipeline Leak	CCWRF	TO-009	50,000	36,461	11/10/2022	Completed
4	EN23019.05	Houston Harris	CCWRF CCTV Inspection Sludge Line to RP-2	CCWRF		50,000	0	12/20/2022	Completed
Sub Totals						100,000	36,461		
RP-1									
5	EN23019.01	Norstar Plumbing and Engineering, Inc.	West RP-1 Main Potable Water Line Leak	RP-1	TO-006	25,000	24,266	7/7/2022	Completed
6	EN23019.03	Norstar Plumbing and Engineering, Inc.	13553 San Bernardino Ave., Fontana Force Main Strike	RP-1	TO-008	50,000	14,171	8/22/2022	Completed
7	EN11039.00	Innovative construction solutions (ICS)	Water leak in roadway south of Equalization Basin #3	RP-1	N/A	N/A	N/A	12/23/2022	Active
Sub Totals						75,000	38,437		
Grand Total						473,615	260,108		

December Emergency Project(s)						
Contractor	Task Order Description	Details of the Circumstances/Cause of Emergency	Scope of Repair	Location	Date of Call Out	Not-to-Exceed /Estimate
Houston Harris	CCWRF CCTV Inspection Sludge Line to RP-2	Blockage of line carrying primary sludge from CCWRF to RP-2 for solids processing.	Contractor cleaned and spot inspected the line.	CCWRF	12/20/2022	50,000