

RESOLUTION NO. 2022-11-6

RESOLUTION OF THE BOARD OF DIRECTORS OF THE INLAND EMPIRE UTILITIES AGENCY*, SAN BERNARDINO COUNTY, CALIFORNIA, APPROVING THE AMENDMENT OF THE AGENCY'S SALARY SCHEDULE/MATRIX

WHEREAS, the Agency has classification and compensation changes as a result of the development of new classifications and the amendment of a classification.


WHEREAS, the Agency now desires to update the salary and classification information to comply with the California Code of Regulations (CCR) §570.5, and

NOW, THEREFORE, the Board of Directors of the Inland Empire Utilities Agency* does hereby **RESOLVE, DETERMINE AND ORDER** as follows:

SECTION 1: The Agency's salary schedule/matrix is hereby adopted and set forth in Exhibit "1" this resolution.


SECTION 2: The salary information contained in Exhibit "1" shall be effective as of November 27, 2022

ADOPTED the 16th day of November 2022.



Steven J. Elie
President of the Inland Empire
Utilities Agency* and of the
Board of Directors thereof

ATTEST:



Marco Tule
Secretary/Treasurer of the Inland Empire
Utilities Agency* and of the
Board of Directors thereof

*A Municipal Water District

The undersigned certifies that this is a true copy as on file in the permanent records of the Agency. This stamp must be in purple ink to constitute a certified copy.
Inland Empire Utilities Agency*
A Municipal Water Agency

By  Date 11/16/2022

STATE OF CALIFORNIA)
COUNTY OF) SS
SAN BERNARDINO)


I, Marco Tule, Secretary/Treasurer of the Inland Empire Utilities Agency*, DO
HEREBY CERTIFY that the foregoing Resolution being No. 2022-11-6, was adopted at a regular
Board Meeting on November 16, 2022, of said Agency by the following vote:

AYES: Camacho, Elie, Hall, Hofer, Tule

NOES: None

ABSTAIN: None

ABSENT: None



Marco Tule
Secretary/Treasurer of the Inland Empire
Utilities Agency* and of the
Board of Directors thereof

(SEAL)

*A Municipal Water District

Inland Empire Utilities Agency

EXHIBIT 1

Salary Matrix

Effective November 27, 2022

Adopted November 16, 2022

Classification Title	Salary Range	Unit	FLSA	Step	Hourly	Biweekly	Monthly	Annually
Accountant I	173	UN	Exempt	1	\$32.2520	\$2,580.16	\$5,590.35	\$67,084
				2	\$33.0582	\$2,644.66	\$5,730.10	\$68,761
				3	\$33.8851	\$2,710.81	\$5,873.43	\$70,481
				4	\$34.7318	\$2,778.55	\$6,020.20	\$72,242
				5	\$35.5996	\$2,847.97	\$6,170.61	\$74,047
				6	\$36.4904	\$2,919.24	\$6,325.02	\$75,900
				7	\$37.4020	\$2,992.16	\$6,483.02	\$77,796
				8	\$38.3375	\$3,067.00	\$6,645.17	\$79,742
				9	\$39.2962	\$3,143.70	\$6,811.35	\$81,736
Accountant II	175	PR	Exempt	1	\$35.5529	\$2,844.24	\$6,162.52	\$73,950
				2	\$36.4419	\$2,915.36	\$6,316.62	\$75,799
				3	\$37.3525	\$2,988.20	\$6,474.44	\$77,693
				4	\$38.2866	\$3,062.93	\$6,636.35	\$79,636
				5	\$39.2438	\$3,139.51	\$6,802.28	\$81,627
				6	\$40.2246	\$3,217.97	\$6,972.27	\$83,667
				7	\$41.2303	\$3,298.43	\$7,146.60	\$85,759
				8	\$42.2611	\$3,380.89	\$7,325.27	\$87,903
				9	\$43.3178	\$3,465.43	\$7,508.44	\$90,101
Accounting Supervisor	185	SU	Exempt	1	\$57.9068	\$4,632.55	\$10,037.20	\$120,446
				2	\$59.3549	\$4,748.40	\$10,288.20	\$123,458
				3	\$60.8385	\$4,867.08	\$10,545.34	\$126,544
				4	\$62.3592	\$4,988.74	\$10,808.94	\$129,707
				5	\$63.9183	\$5,113.47	\$11,079.19	\$132,950
				6	\$65.5164	\$5,241.32	\$11,356.20	\$136,274
				7	\$67.1539	\$5,372.32	\$11,640.03	\$139,680
				8	\$68.8332	\$5,506.66	\$11,931.10	\$143,173
				9	\$70.5539	\$5,644.32	\$12,229.36	\$146,752
Accounting Technician I	170	GU	Non-exempt	1	\$27.8606	\$2,228.85	\$4,829.18	\$57,950
				2	\$28.5577	\$2,284.62	\$4,950.01	\$59,400
				3	\$29.2717	\$2,341.74	\$5,073.77	\$60,885
				4	\$30.0029	\$2,400.24	\$5,200.52	\$62,406
				5	\$30.7534	\$2,460.28	\$5,330.61	\$63,967
				6	\$31.5222	\$2,521.78	\$5,463.86	\$65,566
				7	\$32.3101	\$2,584.81	\$5,600.43	\$67,205
				8	\$33.1178	\$2,649.43	\$5,740.44	\$68,885
				9	\$33.9457	\$2,715.66	\$5,883.93	\$70,607
Accounting Technician II	173	GU	Non-exempt	1	\$32.2520	\$2,580.16	\$5,590.35	\$67,084
				2	\$33.0582	\$2,644.66	\$5,730.10	\$68,761
				3	\$33.8851	\$2,710.81	\$5,873.43	\$70,481
				4	\$34.7318	\$2,778.55	\$6,020.20	\$72,242
				5	\$35.5996	\$2,847.97	\$6,170.61	\$74,047
				6	\$36.4904	\$2,919.24	\$6,325.02	\$75,900
				7	\$37.4020	\$2,992.16	\$6,483.02	\$77,796
				8	\$38.3375	\$3,067.00	\$6,645.17	\$79,742
				9	\$39.2962	\$3,143.70	\$6,811.35	\$81,736
Administrative Assistant I	171	GU	Non-exempt	1	\$29.2539	\$2,340.32	\$5,070.70	\$60,848

Inland Empire Utilities Agency

EXHIBIT 1

Salary Matrix

Effective November 27, 2022

Adopted November 16, 2022

Classification Title	Salary Range	Unit	FLSA	Step	Hourly	Biweekly	Monthly	Annually
Administrative Assistant I	171	GU	Non-exempt	2	\$29.9851	\$2,398.81	\$5,197.43	\$62,369
				3	\$30.7347	\$2,458.78	\$5,327.36	\$63,928
				4	\$31.5029	\$2,520.24	\$5,460.52	\$65,526
				5	\$32.2914	\$2,583.32	\$5,597.20	\$67,166
				6	\$33.0981	\$2,647.85	\$5,737.01	\$68,844
				7	\$33.9260	\$2,714.08	\$5,880.51	\$70,566
				8	\$34.7736	\$2,781.89	\$6,027.43	\$72,329
				9	\$35.6433	\$2,851.47	\$6,178.19	\$74,138
				Administrative Assistant I (confidential)	171	UN	Non-exempt	1
2	\$29.9851	\$2,398.81	\$5,197.43					\$62,369
3	\$30.7347	\$2,458.78	\$5,327.36					\$63,928
4	\$31.5029	\$2,520.24	\$5,460.52					\$65,526
5	\$32.2914	\$2,583.32	\$5,597.20					\$67,166
6	\$33.0981	\$2,647.85	\$5,737.01					\$68,844
7	\$33.9260	\$2,714.08	\$5,880.51					\$70,566
8	\$34.7736	\$2,781.89	\$6,027.43					\$72,329
9	\$35.6433	\$2,851.47	\$6,178.19					\$74,138
Administrative Assistant II	174	PR	Non-exempt	1	\$33.8621	\$2,708.97	\$5,869.44	\$70,433
				2	\$34.7087	\$2,776.70	\$6,016.19	\$72,194
				3	\$35.5765	\$2,846.12	\$6,166.60	\$73,999
				4	\$36.4659	\$2,917.28	\$6,320.78	\$75,849
				5	\$37.3775	\$2,990.20	\$6,478.77	\$77,745
				6	\$38.3121	\$3,064.97	\$6,640.77	\$79,689
				7	\$39.2698	\$3,141.59	\$6,806.78	\$81,681
				8	\$40.2515	\$3,220.12	\$6,976.93	\$83,723
				9	\$41.2577	\$3,300.62	\$7,151.35	\$85,816
Administrative Assistant II (confidential)	174	UN	Non-exempt	1	\$33.8621	\$2,708.97	\$5,869.44	\$70,433
				2	\$34.7087	\$2,776.70	\$6,016.19	\$72,194
				3	\$35.5765	\$2,846.12	\$6,166.60	\$73,999
				4	\$36.4659	\$2,917.28	\$6,320.78	\$75,849
				5	\$37.3775	\$2,990.20	\$6,478.77	\$77,745
				6	\$38.3121	\$3,064.97	\$6,640.77	\$79,689
				7	\$39.2698	\$3,141.59	\$6,806.78	\$81,681
				8	\$40.2515	\$3,220.12	\$6,976.93	\$83,723
				9	\$41.2577	\$3,300.62	\$7,151.35	\$85,816
Assistant Engineer	179	UN	Exempt	1	\$43.2145	\$3,457.16	\$7,490.52	\$89,886
				2	\$44.2952	\$3,543.62	\$7,677.85	\$92,134
				3	\$45.4025	\$3,632.20	\$7,869.77	\$94,437
				4	\$46.5375	\$3,723.00	\$8,066.50	\$96,798
				5	\$47.7005	\$3,816.04	\$8,268.09	\$99,217
				6	\$48.8933	\$3,911.47	\$8,474.86	\$101,698
				7	\$50.1159	\$4,009.28	\$8,686.78	\$104,241
				8	\$51.3688	\$4,109.51	\$8,903.94	\$106,847
				9	\$52.6525	\$4,212.20	\$9,126.44	\$109,517
Assistant General Manager	197	EX	Exempt	1	\$103.9875	\$8,319.00	\$18,024.50	\$216,294
				2	\$106.5875	\$8,527.00	\$18,475.17	\$221,702

Inland Empire Utilities Agency

EXHIBIT 1

Salary Matrix

Effective November 27, 2022

Adopted November 16, 2022

Classification Title	Salary Range	Unit	FLSA	Step	Hourly	Biweekly	Monthly	Annually
Assistant General Manager	197	EX	Exempt	3	\$109.2520	\$8,740.16	\$18,937.02	\$227,244
				4	\$111.9837	\$8,958.70	\$19,410.52	\$232,926
				5	\$114.7827	\$9,182.62	\$19,895.68	\$238,748
				6	\$117.6529	\$9,412.24	\$20,393.19	\$244,718
				7	\$120.5938	\$9,647.51	\$20,902.94	\$250,835
				8	\$123.6087	\$9,888.70	\$21,425.52	\$257,106
				9	\$126.6991	\$10,135.93	\$21,961.19	\$263,534
Associate Engineer	182	UN	Exempt	1	\$50.0236	\$4,001.89	\$8,670.77	\$104,049
				2	\$51.2736	\$4,101.89	\$8,887.43	\$106,649
				3	\$52.5558	\$4,204.47	\$9,109.69	\$109,316
				4	\$53.8693	\$4,309.55	\$9,337.36	\$112,048
				5	\$55.2164	\$4,417.32	\$9,570.86	\$114,850
				6	\$56.5962	\$4,527.70	\$9,810.02	\$117,720
				7	\$58.0116	\$4,640.93	\$10,055.35	\$120,664
				8	\$59.4621	\$4,756.97	\$10,306.77	\$123,681
				9	\$60.9481	\$4,875.85	\$10,564.35	\$126,772
Biologist	181	LB	Exempt	1	\$47.6414	\$3,811.32	\$8,257.86	\$99,094
				2	\$48.8323	\$3,906.59	\$8,464.28	\$101,571
				3	\$50.0529	\$4,004.24	\$8,675.86	\$104,110
				4	\$51.3044	\$4,104.36	\$8,892.78	\$106,713
				5	\$52.5861	\$4,206.89	\$9,114.93	\$109,379
				6	\$53.9015	\$4,312.12	\$9,342.93	\$112,115
				7	\$55.2491	\$4,419.93	\$9,576.52	\$114,918
				8	\$56.6299	\$4,530.40	\$9,815.87	\$117,790
				9	\$58.0462	\$4,643.70	\$10,061.35	\$120,736
Board Secretary/Office Manager	190	UN	Exempt	1	\$73.9015	\$5,912.12	\$12,809.60	\$153,715
				2	\$75.7496	\$6,059.97	\$13,129.94	\$157,559
				3	\$77.6424	\$6,211.40	\$13,458.04	\$161,496
				4	\$79.5837	\$6,366.70	\$13,794.52	\$165,534
				5	\$81.5731	\$6,525.85	\$14,139.35	\$169,672
				6	\$83.6125	\$6,689.00	\$14,492.84	\$173,914
				7	\$85.7029	\$6,856.24	\$14,855.19	\$178,262
				8	\$87.8452	\$7,027.62	\$15,226.51	\$182,718
				9	\$90.0419	\$7,203.36	\$15,607.28	\$187,287
Budget Officer	186	UN	Exempt	1	\$60.8039	\$4,864.32	\$10,539.36	\$126,472
				2	\$62.3241	\$4,985.93	\$10,802.85	\$129,634
				3	\$63.8823	\$5,110.59	\$11,072.95	\$132,875
				4	\$65.4794	\$5,238.36	\$11,349.78	\$136,197
				5	\$67.1164	\$5,369.32	\$11,633.53	\$139,602
				6	\$68.7943	\$5,503.55	\$11,924.36	\$143,092
				7	\$70.5140	\$5,641.12	\$12,222.43	\$146,669
				8	\$72.2770	\$5,782.16	\$12,528.02	\$150,336
				9	\$74.0837	\$5,926.70	\$12,841.19	\$154,094
Business Systems Analyst I	179	PR	Exempt	1	\$43.2145	\$3,457.16	\$7,490.52	\$89,886
				2	\$44.2952	\$3,543.62	\$7,677.85	\$92,134
				3	\$45.4025	\$3,632.20	\$7,869.77	\$94,437

Inland Empire Utilities Agency

EXHIBIT 1

Salary Matrix

Effective November 27, 2022

Adopted November 16, 2022

Classification Title	Salary Range	Unit	FLSA	Step	Hourly	Biweekly	Monthly	Annually
Business Systems Analyst I	179	PR	Exempt	4	\$46.5375	\$3,723.00	\$8,066.50	\$96,798
				5	\$47.7005	\$3,816.04	\$8,268.09	\$99,217
				6	\$48.8933	\$3,911.47	\$8,474.86	\$101,698
				7	\$50.1159	\$4,009.28	\$8,686.78	\$104,241
				8	\$51.3688	\$4,109.51	\$8,903.94	\$106,847
				9	\$52.6525	\$4,212.20	\$9,126.44	\$109,517
Business Systems Analyst II	181	PR	Exempt	1	\$47.6414	\$3,811.32	\$8,257.86	\$99,094
				2	\$48.8323	\$3,906.59	\$8,464.28	\$101,571
				3	\$50.0529	\$4,004.24	\$8,675.86	\$104,110
				4	\$51.3044	\$4,104.36	\$8,892.78	\$106,713
				5	\$52.5861	\$4,206.89	\$9,114.93	\$109,379
				6	\$53.9015	\$4,312.12	\$9,342.93	\$112,115
				7	\$55.2491	\$4,419.93	\$9,576.52	\$114,918
				8	\$56.6299	\$4,530.40	\$9,815.87	\$117,790
				9	\$58.0462	\$4,643.70	\$10,061.35	\$120,736
Business Systems Supervisor	185	SU	Exempt	1	\$57.9068	\$4,632.55	\$10,037.20	\$120,446
				2	\$59.3549	\$4,748.40	\$10,288.20	\$123,458
				3	\$60.8385	\$4,867.08	\$10,545.34	\$126,544
				4	\$62.3592	\$4,988.74	\$10,808.94	\$129,707
				5	\$63.9183	\$5,113.47	\$11,079.19	\$132,950
				6	\$65.5164	\$5,241.32	\$11,356.20	\$136,274
				7	\$67.1539	\$5,372.32	\$11,640.03	\$139,680
				8	\$68.8332	\$5,506.66	\$11,931.10	\$143,173
				9	\$70.5539	\$5,644.32	\$12,229.36	\$146,752
CAD Designer	178	UN	Non-exempt	1	\$41.1553	\$3,292.43	\$7,133.60	\$85,603
				2	\$42.1842	\$3,374.74	\$7,311.94	\$87,743
				3	\$43.2390	\$3,459.12	\$7,494.76	\$89,937
				4	\$44.3193	\$3,545.55	\$7,682.03	\$92,184
				5	\$45.4279	\$3,634.24	\$7,874.19	\$94,490
				6	\$46.5630	\$3,725.04	\$8,070.92	\$96,851
				7	\$47.7275	\$3,818.20	\$8,272.77	\$99,273
				8	\$48.9207	\$3,913.66	\$8,479.60	\$101,755
				9	\$50.1433	\$4,011.47	\$8,691.52	\$104,298
Chemist	181	LB	Exempt	1	\$47.6414	\$3,811.32	\$8,257.86	\$99,094
				2	\$48.8323	\$3,906.59	\$8,464.28	\$101,571
				3	\$50.0529	\$4,004.24	\$8,675.86	\$104,110
				4	\$51.3044	\$4,104.36	\$8,892.78	\$106,713
				5	\$52.5861	\$4,206.89	\$9,114.93	\$109,379
				6	\$53.9015	\$4,312.12	\$9,342.93	\$112,115
				7	\$55.2491	\$4,419.93	\$9,576.52	\$114,918
				8	\$56.6299	\$4,530.40	\$9,815.87	\$117,790
				9	\$58.0462	\$4,643.70	\$10,061.35	\$120,736
Chino Basin Program Manager	188	UN	Exempt	1	\$67.0318	\$5,362.55	\$11,618.86	\$139,426
				2	\$68.7082	\$5,496.66	\$11,909.43	\$142,913
				3	\$70.4260	\$5,634.08	\$12,207.18	\$146,486
				4	\$72.1861	\$5,774.89	\$12,512.27	\$150,147

Inland Empire Utilities Agency

EXHIBIT 1

Salary Matrix

Effective November 27, 2022

Adopted November 16, 2022

Classification Title	Salary Range	Unit	FLSA	Step	Hourly	Biweekly	Monthly	Annually
Chino Basin Program Manager	188	UN	Exempt	5	\$73.9909	\$5,919.28	\$12,825.11	\$153,901
				6	\$75.8404	\$6,067.24	\$13,145.69	\$157,748
				7	\$77.7371	\$6,218.97	\$13,474.44	\$161,693
				8	\$79.6803	\$6,374.43	\$13,811.27	\$165,735
				9	\$81.6722	\$6,533.78	\$14,156.53	\$169,878
Collection System Operator I	171	GU	Non-exempt	1	\$29.2539	\$2,340.32	\$5,070.70	\$60,848
				2	\$29.9851	\$2,398.81	\$5,197.43	\$62,369
				3	\$30.7347	\$2,458.78	\$5,327.36	\$63,928
				4	\$31.5029	\$2,520.24	\$5,460.52	\$65,526
				5	\$32.2914	\$2,583.32	\$5,597.20	\$67,166
				6	\$33.0981	\$2,647.85	\$5,737.01	\$68,844
				7	\$33.9260	\$2,714.08	\$5,880.51	\$70,566
				8	\$34.7736	\$2,781.89	\$6,027.43	\$72,329
				9	\$35.6433	\$2,851.47	\$6,178.19	\$74,138
Collection System Operator II	175	GU	Non-exempt	1	\$35.5529	\$2,844.24	\$6,162.52	\$73,950
				2	\$36.4419	\$2,915.36	\$6,316.62	\$75,799
				3	\$37.3525	\$2,988.20	\$6,474.44	\$77,693
				4	\$38.2866	\$3,062.93	\$6,636.35	\$79,636
				5	\$39.2438	\$3,139.51	\$6,802.28	\$81,627
				6	\$40.2246	\$3,217.97	\$6,972.27	\$83,667
				7	\$41.2303	\$3,298.43	\$7,146.60	\$85,759
				8	\$42.2611	\$3,380.89	\$7,325.27	\$87,903
				9	\$43.3178	\$3,465.43	\$7,508.44	\$90,101
Collection System Operator III	177	GU	Non-exempt	1	\$39.1967	\$3,135.74	\$6,794.11	\$81,529
				2	\$40.1775	\$3,214.20	\$6,964.10	\$83,569
				3	\$41.1813	\$3,294.51	\$7,138.11	\$85,657
				4	\$42.2111	\$3,376.89	\$7,316.60	\$87,799
				5	\$43.2664	\$3,461.32	\$7,499.53	\$89,994
				6	\$44.3476	\$3,547.81	\$7,686.93	\$92,243
				7	\$45.4563	\$3,636.51	\$7,879.11	\$94,549
				8	\$46.5928	\$3,727.43	\$8,076.10	\$96,913
				9	\$47.7577	\$3,820.62	\$8,278.01	\$99,336
Collection System Supervisor	185	SU	Exempt	1	\$57.9068	\$4,632.55	\$10,037.20	\$120,446
				2	\$59.3549	\$4,748.40	\$10,288.20	\$123,458
				3	\$60.8385	\$4,867.08	\$10,545.34	\$126,544
				4	\$62.3592	\$4,988.74	\$10,808.94	\$129,707
				5	\$63.9183	\$5,113.47	\$11,079.19	\$132,950
				6	\$65.5164	\$5,241.32	\$11,356.20	\$136,274
				7	\$67.1539	\$5,372.32	\$11,640.03	\$139,680
				8	\$68.8332	\$5,506.66	\$11,931.10	\$143,173
				9	\$70.5539	\$5,644.32	\$12,229.36	\$146,752
Communications Officer	186	UN	Exempt	1	\$60.8039	\$4,864.32	\$10,539.36	\$126,472
				2	\$62.3241	\$4,985.93	\$10,802.85	\$129,634
				3	\$63.8823	\$5,110.59	\$11,072.95	\$132,875
				4	\$65.4794	\$5,238.36	\$11,349.78	\$136,197
				5	\$67.1164	\$5,369.32	\$11,633.53	\$139,602

Inland Empire Utilities Agency

EXHIBIT 1

Salary Matrix

Effective November 27, 2022

Adopted November 16, 2022

Classification Title	Salary Range	Unit	FLSA	Step	Hourly	Biweekly	Monthly	Annually
Communications Officer	186	UN	Exempt	6	\$68.7943	\$5,503.55	\$11,924.36	\$143,092
				7	\$70.5140	\$5,641.12	\$12,222.43	\$146,669
				8	\$72.2770	\$5,782.16	\$12,528.02	\$150,336
				9	\$74.0837	\$5,926.70	\$12,841.19	\$154,094
Communications Officer (Y-Rated; Hired Before 1/23/2022)	206	UN	Exempt	1	\$85.2866	\$6,822.93	\$14,783.02	\$177,396
Compost Facility Supervisor	185	SU	Exempt	1	\$57.9068	\$4,632.55	\$10,037.20	\$120,446
				2	\$59.3549	\$4,748.40	\$10,288.20	\$123,458
				3	\$60.8385	\$4,867.08	\$10,545.34	\$126,544
				4	\$62.3592	\$4,988.74	\$10,808.94	\$129,707
				5	\$63.9183	\$5,113.47	\$11,079.19	\$132,950
				6	\$65.5164	\$5,241.32	\$11,356.20	\$136,274
				7	\$67.1539	\$5,372.32	\$11,640.03	\$139,680
				8	\$68.8332	\$5,506.66	\$11,931.10	\$143,173
				9	\$70.5539	\$5,644.32	\$12,229.36	\$146,752
Compost Operator	174	GU	Non-exempt	1	\$33.8621	\$2,708.97	\$5,869.44	\$70,433
				2	\$34.7087	\$2,776.70	\$6,016.19	\$72,194
				3	\$35.5765	\$2,846.12	\$6,166.60	\$73,999
				4	\$36.4659	\$2,917.28	\$6,320.78	\$75,849
				5	\$37.3775	\$2,990.20	\$6,478.77	\$77,745
				6	\$38.3121	\$3,064.97	\$6,640.77	\$79,689
				7	\$39.2698	\$3,141.59	\$6,806.78	\$81,681
				8	\$40.2515	\$3,220.12	\$6,976.93	\$83,723
				9	\$41.2577	\$3,300.62	\$7,151.35	\$85,816
Compost Sales Representative	181	PR	Exempt	1	\$47.6414	\$3,811.32	\$8,257.86	\$99,094
				2	\$48.8323	\$3,906.59	\$8,464.28	\$101,571
				3	\$50.0529	\$4,004.24	\$8,675.86	\$104,110
				4	\$51.3044	\$4,104.36	\$8,892.78	\$106,713
				5	\$52.5861	\$4,206.89	\$9,114.93	\$109,379
				6	\$53.9015	\$4,312.12	\$9,342.93	\$112,115
				7	\$55.2491	\$4,419.93	\$9,576.52	\$114,918
				8	\$56.6299	\$4,530.40	\$9,815.87	\$117,790
				9	\$58.0462	\$4,643.70	\$10,061.35	\$120,736
Compost Worker	170	GU	Non-exempt	1	\$27.8606	\$2,228.85	\$4,829.18	\$57,950
				2	\$28.5577	\$2,284.62	\$4,950.01	\$59,400
				3	\$29.2717	\$2,341.74	\$5,073.77	\$60,885
				4	\$30.0029	\$2,400.24	\$5,200.52	\$62,406
				5	\$30.7534	\$2,460.28	\$5,330.61	\$63,967
				6	\$31.5222	\$2,521.78	\$5,463.86	\$65,566
				7	\$32.3101	\$2,584.81	\$5,600.43	\$67,205
				8	\$33.1178	\$2,649.43	\$5,740.44	\$68,885
				9	\$33.9457	\$2,715.66	\$5,883.93	\$70,607
Construction Project Inspector	180	UN	Non-exempt	1	\$45.3746	\$3,629.97	\$7,864.94	\$94,379
				2	\$46.5092	\$3,720.74	\$8,061.61	\$96,739
				3	\$47.6722	\$3,813.78	\$8,263.19	\$99,158

Inland Empire Utilities Agency

EXHIBIT 1

Salary Matrix

Effective November 27, 2022

Adopted November 16, 2022

Classification Title	Salary Range	Unit	FLSA	Step	Hourly	Biweekly	Monthly	Annually
Construction Project Inspector	180	UN	Non-exempt	4	\$48.8640	\$3,909.12	\$8,469.76	\$101,637
				5	\$50.0851	\$4,006.81	\$8,681.43	\$104,177
				6	\$51.3375	\$4,107.00	\$8,898.50	\$106,782
				7	\$52.6207	\$4,209.66	\$9,120.93	\$109,451
				8	\$53.9361	\$4,314.89	\$9,348.93	\$112,187
				9	\$55.2847	\$4,422.78	\$9,582.69	\$114,992
Contracts Administrator I	177	PR	Exempt	1	\$39.1967	\$3,135.74	\$6,794.11	\$81,529
				2	\$40.1775	\$3,214.20	\$6,964.10	\$83,569
				3	\$41.1813	\$3,294.51	\$7,138.11	\$85,657
				4	\$42.2111	\$3,376.89	\$7,316.60	\$87,799
				5	\$43.2664	\$3,461.32	\$7,499.53	\$89,994
				6	\$44.3476	\$3,547.81	\$7,686.93	\$92,243
				7	\$45.4563	\$3,636.51	\$7,879.11	\$94,549
				8	\$46.5928	\$3,727.43	\$8,076.10	\$96,913
				9	\$47.7577	\$3,820.62	\$8,278.01	\$99,336
Contracts Administrator II	180	PR	Exempt	1	\$45.3746	\$3,629.97	\$7,864.94	\$94,379
				2	\$46.5092	\$3,720.74	\$8,061.61	\$96,739
				3	\$47.6722	\$3,813.78	\$8,263.19	\$99,158
				4	\$48.8640	\$3,909.12	\$8,469.76	\$101,637
				5	\$50.0851	\$4,006.81	\$8,681.43	\$104,177
				6	\$51.3375	\$4,107.00	\$8,898.50	\$106,782
				7	\$52.6207	\$4,209.66	\$9,120.93	\$109,451
				8	\$53.9361	\$4,314.89	\$9,348.93	\$112,187
				9	\$55.2847	\$4,422.78	\$9,582.69	\$114,992
Contracts and Procurement Supervisor	185	SU	Exempt	1	\$57.9068	\$4,632.55	\$10,037.20	\$120,446
				2	\$59.3549	\$4,748.40	\$10,288.20	\$123,458
				3	\$60.8385	\$4,867.08	\$10,545.34	\$126,544
				4	\$62.3592	\$4,988.74	\$10,808.94	\$129,707
				5	\$63.9183	\$5,113.47	\$11,079.19	\$132,950
				6	\$65.5164	\$5,241.32	\$11,356.20	\$136,274
				7	\$67.1539	\$5,372.32	\$11,640.03	\$139,680
				8	\$68.8332	\$5,506.66	\$11,931.10	\$143,173
				9	\$70.5539	\$5,644.32	\$12,229.36	\$146,752
Control Systems Analyst I	180	GU	Non-exempt	1	\$45.3746	\$3,629.97	\$7,864.94	\$94,379
				2	\$46.5092	\$3,720.74	\$8,061.61	\$96,739
				3	\$47.6722	\$3,813.78	\$8,263.19	\$99,158
				4	\$48.8640	\$3,909.12	\$8,469.76	\$101,637
				5	\$50.0851	\$4,006.81	\$8,681.43	\$104,177
				6	\$51.3375	\$4,107.00	\$8,898.50	\$106,782
				7	\$52.6207	\$4,209.66	\$9,120.93	\$109,451
				8	\$53.9361	\$4,314.89	\$9,348.93	\$112,187
				9	\$55.2847	\$4,422.78	\$9,582.69	\$114,992
Control Systems Analyst II	182	GU	Non-exempt	1	\$50.0236	\$4,001.89	\$8,670.77	\$104,049
				2	\$51.2736	\$4,101.89	\$8,887.43	\$106,649
				3	\$52.5558	\$4,204.47	\$9,109.69	\$109,316
				4	\$53.8693	\$4,309.55	\$9,337.36	\$112,048

Inland Empire Utilities Agency

EXHIBIT 1

Salary Matrix

Effective November 27, 2022

Adopted November 16, 2022

Classification Title	Salary Range	Unit	FLSA	Step	Hourly	Biweekly	Monthly	Annually
Control Systems Analyst II	182	GU	Non-exempt	5	\$55.2164	\$4,417.32	\$9,570.86	\$114,850
				6	\$56.5962	\$4,527.70	\$9,810.02	\$117,720
				7	\$58.0116	\$4,640.93	\$10,055.35	\$120,664
				8	\$59.4621	\$4,756.97	\$10,306.77	\$123,681
				9	\$60.9481	\$4,875.85	\$10,564.35	\$126,772
Controller	190	UN	Exempt	1	\$73.9015	\$5,912.12	\$12,809.60	\$153,715
				2	\$75.7496	\$6,059.97	\$13,129.94	\$157,559
				3	\$77.6424	\$6,211.40	\$13,458.04	\$161,496
				4	\$79.5837	\$6,366.70	\$13,794.52	\$165,534
				5	\$81.5731	\$6,525.85	\$14,139.35	\$169,672
				6	\$83.6125	\$6,689.00	\$14,492.84	\$173,914
				7	\$85.7029	\$6,856.24	\$14,855.19	\$178,262
				8	\$87.8452	\$7,027.62	\$15,226.51	\$182,718
				9	\$90.0419	\$7,203.36	\$15,607.28	\$187,287
Deputy General Manager	199	EX	Exempt	1	\$117.3779	\$9,390.24	\$20,345.52	\$244,146
				2	\$120.3121	\$9,624.97	\$20,854.11	\$250,249
				3	\$123.3207	\$9,865.66	\$21,375.60	\$256,507
				4	\$126.4029	\$10,112.24	\$21,909.86	\$262,918
				5	\$129.5635	\$10,365.08	\$22,457.68	\$269,492
				6	\$132.8025	\$10,624.20	\$23,019.10	\$276,229
				7	\$136.1226	\$10,889.81	\$23,594.59	\$283,135
				8	\$139.5255	\$11,162.04	\$24,184.42	\$290,213
				9	\$143.0135	\$11,441.08	\$24,789.01	\$297,468
Deputy Manager of Maintenance	188	UN	Exempt	1	\$67.0318	\$5,362.55	\$11,618.86	\$139,426
				2	\$68.7082	\$5,496.66	\$11,909.43	\$142,913
				3	\$70.4260	\$5,634.08	\$12,207.18	\$146,486
				4	\$72.1861	\$5,774.89	\$12,512.27	\$150,147
				5	\$73.9909	\$5,919.28	\$12,825.11	\$153,901
				6	\$75.8404	\$6,067.24	\$13,145.69	\$157,748
				7	\$77.7371	\$6,218.97	\$13,474.44	\$161,693
				8	\$79.6803	\$6,374.43	\$13,811.27	\$165,735
				9	\$81.6722	\$6,533.78	\$14,156.53	\$169,878
Deputy Manager of Operations	188	UN	Exempt	1	\$67.0318	\$5,362.55	\$11,618.86	\$139,426
				2	\$68.7082	\$5,496.66	\$11,909.43	\$142,913
				3	\$70.4260	\$5,634.08	\$12,207.18	\$146,486
				4	\$72.1861	\$5,774.89	\$12,512.27	\$150,147
				5	\$73.9909	\$5,919.28	\$12,825.11	\$153,901
				6	\$75.8404	\$6,067.24	\$13,145.69	\$157,748
				7	\$77.7371	\$6,218.97	\$13,474.44	\$161,693
				8	\$79.6803	\$6,374.43	\$13,811.27	\$165,735
				9	\$81.6722	\$6,533.78	\$14,156.53	\$169,878
Director of Engineering	195	UN	Exempt	1	\$94.3222	\$7,545.78	\$16,349.19	\$196,190
				2	\$96.6808	\$7,734.47	\$16,758.02	\$201,096
				3	\$99.0976	\$7,927.81	\$17,176.93	\$206,123
				4	\$101.5750	\$8,126.00	\$17,606.34	\$211,276
				5	\$104.1140	\$8,329.12	\$18,046.43	\$216,557

Inland Empire Utilities Agency

EXHIBIT 1

Salary Matrix

Effective November 27, 2022

Adopted November 16, 2022

Classification Title	Salary Range	Unit	FLSA	Step	Hourly	Biweekly	Monthly	Annually
Director of Engineering	195	UN	Exempt	6	\$106.7174	\$8,537.40	\$18,497.70	\$221,972
				7	\$109.3847	\$8,750.78	\$18,960.03	\$227,520
				8	\$112.1198	\$8,969.59	\$19,434.12	\$233,209
				9	\$114.9226	\$9,193.81	\$19,919.93	\$239,039
Director of External and Government Affairs	193	UN	Exempt	1	\$85.5500	\$6,844.00	\$14,828.67	\$177,944
				2	\$87.6890	\$7,015.12	\$15,199.43	\$182,393
				3	\$89.8813	\$7,190.51	\$15,579.44	\$186,953
				4	\$92.1284	\$7,370.28	\$15,968.94	\$191,627
				5	\$94.4318	\$7,554.55	\$16,368.20	\$196,418
				6	\$96.7924	\$7,743.40	\$16,777.37	\$201,328
				7	\$99.2121	\$7,936.97	\$17,196.77	\$206,361
				8	\$101.6924	\$8,135.40	\$17,626.70	\$211,520
				9	\$104.2347	\$8,338.78	\$18,067.36	\$216,808
Director of Finance	195	UN	Exempt	1	\$94.3222	\$7,545.78	\$16,349.19	\$196,190
				2	\$96.6808	\$7,734.47	\$16,758.02	\$201,096
				3	\$99.0976	\$7,927.81	\$17,176.93	\$206,123
				4	\$101.5750	\$8,126.00	\$17,606.34	\$211,276
				5	\$104.1140	\$8,329.12	\$18,046.43	\$216,557
				6	\$106.7174	\$8,537.40	\$18,497.70	\$221,972
				7	\$109.3847	\$8,750.78	\$18,960.03	\$227,520
				8	\$112.1198	\$8,969.59	\$19,434.12	\$233,209
				9	\$114.9226	\$9,193.81	\$19,919.93	\$239,039
Director of Finance (Y-Rated; Hired Before 1/23/2022)	208	UN	Exempt	1	\$117.1515	\$9,372.12	\$20,306.26	\$243,675
Director of Human Resources	194	UN	Exempt	1	\$89.8308	\$7,186.47	\$15,570.69	\$186,848
				2	\$92.0760	\$7,366.08	\$15,959.84	\$191,518
				3	\$94.3784	\$7,550.28	\$16,358.94	\$196,307
				4	\$96.7371	\$7,738.97	\$16,767.77	\$201,213
				5	\$99.1563	\$7,932.51	\$17,187.11	\$206,245
				6	\$101.6347	\$8,130.78	\$17,616.69	\$211,400
				7	\$104.1760	\$8,334.08	\$18,057.18	\$216,686
				8	\$106.7799	\$8,542.40	\$18,508.54	\$222,102
				9	\$109.4496	\$8,755.97	\$18,971.27	\$227,655
Director of Information Technology	194	UN	Exempt	1	\$89.8308	\$7,186.47	\$15,570.69	\$186,848
				2	\$92.0760	\$7,366.08	\$15,959.84	\$191,518
				3	\$94.3784	\$7,550.28	\$16,358.94	\$196,307
				4	\$96.7371	\$7,738.97	\$16,767.77	\$201,213
				5	\$99.1563	\$7,932.51	\$17,187.11	\$206,245
				6	\$101.6347	\$8,130.78	\$17,616.69	\$211,400
				7	\$104.1760	\$8,334.08	\$18,057.18	\$216,686
				8	\$106.7799	\$8,542.40	\$18,508.54	\$222,102
				9	\$109.4496	\$8,755.97	\$18,971.27	\$227,655
Director of Operations and Maintenance	195	UN	Exempt	1	\$94.3222	\$7,545.78	\$16,349.19	\$196,190
				2	\$96.6808	\$7,734.47	\$16,758.02	\$201,096
				3	\$99.0976	\$7,927.81	\$17,176.93	\$206,123

Inland Empire Utilities Agency

EXHIBIT 1

Salary Matrix

Effective November 27, 2022

Adopted November 16, 2022

Classification Title	Salary Range	Unit	FLSA	Step	Hourly	Biweekly	Monthly	Annually
Director of Operations and Maintenance	195	UN	Exempt	4	\$101.5750	\$8,126.00	\$17,606.34	\$211,276
				5	\$104.1140	\$8,329.12	\$18,046.43	\$216,557
				6	\$106.7174	\$8,537.40	\$18,497.70	\$221,972
				7	\$109.3847	\$8,750.78	\$18,960.03	\$227,520
				8	\$112.1198	\$8,969.59	\$19,434.12	\$233,209
				9	\$114.9226	\$9,193.81	\$19,919.93	\$239,039
Director of Operations and Maintenance (Y-Rated; Hired Before 1/23/2022)	208	UN	Exempt	1	\$117.1515	\$9,372.12	\$20,306.26	\$243,675
Director of Planning and Resources	195	UN	Exempt	1	\$94.3222	\$7,545.78	\$16,349.19	\$196,190
				2	\$96.6808	\$7,734.47	\$16,758.02	\$201,096
				3	\$99.0976	\$7,927.81	\$17,176.93	\$206,123
				4	\$101.5750	\$8,126.00	\$17,606.34	\$211,276
				5	\$104.1140	\$8,329.12	\$18,046.43	\$216,557
				6	\$106.7174	\$8,537.40	\$18,497.70	\$221,972
				7	\$109.3847	\$8,750.78	\$18,960.03	\$227,520
				8	\$112.1198	\$8,969.59	\$19,434.12	\$233,209
				9	\$114.9226	\$9,193.81	\$19,919.93	\$239,039
Electrical & Instrumentation Technician I	176	GU	Non-exempt	1	\$37.3294	\$2,986.36	\$6,470.45	\$77,645
				2	\$38.2630	\$3,061.04	\$6,632.26	\$79,587
				3	\$39.2188	\$3,137.51	\$6,797.94	\$81,575
				4	\$40.2000	\$3,216.00	\$6,968.00	\$83,616
				5	\$41.2049	\$3,296.40	\$7,142.20	\$85,706
				6	\$42.2351	\$3,378.81	\$7,320.76	\$87,849
				7	\$43.2909	\$3,463.28	\$7,503.78	\$90,045
				8	\$44.3731	\$3,549.85	\$7,691.35	\$92,296
				9	\$45.4827	\$3,638.62	\$7,883.68	\$94,604
Electrical & Instrumentation Technician II	179	GU	Non-exempt	1	\$43.2145	\$3,457.16	\$7,490.52	\$89,886
				2	\$44.2952	\$3,543.62	\$7,677.85	\$92,134
				3	\$45.4025	\$3,632.20	\$7,869.77	\$94,437
				4	\$46.5375	\$3,723.00	\$8,066.50	\$96,798
				5	\$47.7005	\$3,816.04	\$8,268.09	\$99,217
				6	\$48.8933	\$3,911.47	\$8,474.86	\$101,698
				7	\$50.1159	\$4,009.28	\$8,686.78	\$104,241
				8	\$51.3688	\$4,109.51	\$8,903.94	\$106,847
				9	\$52.6525	\$4,212.20	\$9,126.44	\$109,517
Electrical & Instrumentation Technician III	181	GU	Non-exempt	1	\$47.6414	\$3,811.32	\$8,257.86	\$99,094
				2	\$48.8323	\$3,906.59	\$8,464.28	\$101,571
				3	\$50.0529	\$4,004.24	\$8,675.86	\$104,110
				4	\$51.3044	\$4,104.36	\$8,892.78	\$106,713
				5	\$52.5861	\$4,206.89	\$9,114.93	\$109,379
				6	\$53.9015	\$4,312.12	\$9,342.93	\$112,115
				7	\$55.2491	\$4,419.93	\$9,576.52	\$114,918
				8	\$56.6299	\$4,530.40	\$9,815.87	\$117,790
				9	\$58.0462	\$4,643.70	\$10,061.35	\$120,736
Electrical & Instrumentation Technician IV	182	GU	Non-exempt	1	\$50.0236	\$4,001.89	\$8,670.77	\$104,049

Inland Empire Utilities Agency

EXHIBIT 1

Salary Matrix

Effective November 27, 2022

Adopted November 16, 2022

Classification Title	Salary Range	Unit	FLSA	Step	Hourly	Biweekly	Monthly	Annually
Electrical & Instrumentation Technician IV	182	GU	Non-exempt	2	\$51.2736	\$4,101.89	\$8,887.43	\$106,649
				3	\$52.5558	\$4,204.47	\$9,109.69	\$109,316
				4	\$53.8693	\$4,309.55	\$9,337.36	\$112,048
				5	\$55.2164	\$4,417.32	\$9,570.86	\$114,850
				6	\$56.5962	\$4,527.70	\$9,810.02	\$117,720
				7	\$58.0116	\$4,640.93	\$10,055.35	\$120,664
				8	\$59.4621	\$4,756.97	\$10,306.77	\$123,681
				9	\$60.9481	\$4,875.85	\$10,564.35	\$126,772
				Employee and Labor Relations Advocate	186	UN	Exempt	1
2	\$62.3241	\$4,985.93	\$10,802.85					\$129,634
3	\$63.8823	\$5,110.59	\$11,072.95					\$132,875
4	\$65.4794	\$5,238.36	\$11,349.78					\$136,197
5	\$67.1164	\$5,369.32	\$11,633.53					\$139,602
6	\$68.7943	\$5,503.55	\$11,924.36					\$143,092
7	\$70.5140	\$5,641.12	\$12,222.43					\$146,669
8	\$72.2770	\$5,782.16	\$12,528.02					\$150,336
9	\$74.0837	\$5,926.70	\$12,841.19					\$154,094
Engineering Services Analyst	182	PR	Exempt	1	\$50.0236	\$4,001.89	\$8,670.77	\$104,049
				2	\$51.2736	\$4,101.89	\$8,887.43	\$106,649
				3	\$52.5558	\$4,204.47	\$9,109.69	\$109,316
				4	\$53.8693	\$4,309.55	\$9,337.36	\$112,048
				5	\$55.2164	\$4,417.32	\$9,570.86	\$114,850
				6	\$56.5962	\$4,527.70	\$9,810.02	\$117,720
				7	\$58.0116	\$4,640.93	\$10,055.35	\$120,664
				8	\$59.4621	\$4,756.97	\$10,306.77	\$123,681
				9	\$60.9481	\$4,875.85	\$10,564.35	\$126,772
Engineering Services Specialist	179	UN	Exempt	1	\$43.2145	\$3,457.16	\$7,490.52	\$89,886
				2	\$44.2952	\$3,543.62	\$7,677.85	\$92,134
				3	\$45.4025	\$3,632.20	\$7,869.77	\$94,437
				4	\$46.5375	\$3,723.00	\$8,066.50	\$96,798
				5	\$47.7005	\$3,816.04	\$8,268.09	\$99,217
				6	\$48.8933	\$3,911.47	\$8,474.86	\$101,698
				7	\$50.1159	\$4,009.28	\$8,686.78	\$104,241
				8	\$51.3688	\$4,109.51	\$8,903.94	\$106,847
				9	\$52.6525	\$4,212.20	\$9,126.44	\$109,517
Engineering Services Supervisor	185	SU	Exempt	1	\$57.9068	\$4,632.55	\$10,037.20	\$120,446
				2	\$59.3549	\$4,748.40	\$10,288.20	\$123,458
				3	\$60.8385	\$4,867.08	\$10,545.34	\$126,544
				4	\$62.3592	\$4,988.74	\$10,808.94	\$129,707
				5	\$63.9183	\$5,113.47	\$11,079.19	\$132,950
				6	\$65.5164	\$5,241.32	\$11,356.20	\$136,274
				7	\$67.1539	\$5,372.32	\$11,640.03	\$139,680
				8	\$68.8332	\$5,506.66	\$11,931.10	\$143,173
				9	\$70.5539	\$5,644.32	\$12,229.36	\$146,752
Engineering Technician	175	GU	Non-exempt	1	\$35.5529	\$2,844.24	\$6,162.52	\$73,950
				2	\$36.4419	\$2,915.36	\$6,316.62	\$75,799

Inland Empire Utilities Agency

EXHIBIT 1

Salary Matrix

Effective November 27, 2022

Adopted November 16, 2022

Classification Title	Salary Range	Unit	FLSA	Step	Hourly	Biweekly	Monthly	Annually
Engineering Technician	175	GU	Non-exempt	3	\$37.3525	\$2,988.20	\$6,474.44	\$77,693
				4	\$38.2866	\$3,062.93	\$6,636.35	\$79,636
				5	\$39.2438	\$3,139.51	\$6,802.28	\$81,627
				6	\$40.2246	\$3,217.97	\$6,972.27	\$83,667
				7	\$41.2303	\$3,298.43	\$7,146.60	\$85,759
				8	\$42.2611	\$3,380.89	\$7,325.27	\$87,903
				9	\$43.3178	\$3,465.43	\$7,508.44	\$90,101
Environmental Resources Planner I	179	PR	Exempt	1	\$43.2145	\$3,457.16	\$7,490.52	\$89,886
				2	\$44.2952	\$3,543.62	\$7,677.85	\$92,134
				3	\$45.4025	\$3,632.20	\$7,869.77	\$94,437
				4	\$46.5375	\$3,723.00	\$8,066.50	\$96,798
				5	\$47.7005	\$3,816.04	\$8,268.09	\$99,217
				6	\$48.8933	\$3,911.47	\$8,474.86	\$101,698
				7	\$50.1159	\$4,009.28	\$8,686.78	\$104,241
				8	\$51.3688	\$4,109.51	\$8,903.94	\$106,847
				9	\$52.6525	\$4,212.20	\$9,126.44	\$109,517
Environmental Resources Planner II	182	PR	Exempt	1	\$50.0236	\$4,001.89	\$8,670.77	\$104,049
				2	\$51.2736	\$4,101.89	\$8,887.43	\$106,649
				3	\$52.5558	\$4,204.47	\$9,109.69	\$109,316
				4	\$53.8693	\$4,309.55	\$9,337.36	\$112,048
				5	\$55.2164	\$4,417.32	\$9,570.86	\$114,850
				6	\$56.5962	\$4,527.70	\$9,810.02	\$117,720
				7	\$58.0116	\$4,640.93	\$10,055.35	\$120,664
				8	\$59.4621	\$4,756.97	\$10,306.77	\$123,681
				9	\$60.9481	\$4,875.85	\$10,564.35	\$126,772
Executive Assistant	178	UN	Exempt	1	\$41.1553	\$3,292.43	\$7,133.60	\$85,603
				2	\$42.1842	\$3,374.74	\$7,311.94	\$87,743
				3	\$43.2390	\$3,459.12	\$7,494.76	\$89,937
				4	\$44.3193	\$3,545.55	\$7,682.03	\$92,184
				5	\$45.4279	\$3,634.24	\$7,874.19	\$94,490
				6	\$46.5630	\$3,725.04	\$8,070.92	\$96,851
				7	\$47.7275	\$3,818.20	\$8,272.77	\$99,273
				8	\$48.9207	\$3,913.66	\$8,479.60	\$101,755
				9	\$50.1433	\$4,011.47	\$8,691.52	\$104,298
External Affairs Analyst	180	UN	Exempt	1	\$45.3746	\$3,629.97	\$7,864.94	\$94,379
				2	\$46.5092	\$3,720.74	\$8,061.61	\$96,739
				3	\$47.6722	\$3,813.78	\$8,263.19	\$99,158
				4	\$48.8640	\$3,909.12	\$8,469.76	\$101,637
				5	\$50.0851	\$4,006.81	\$8,681.43	\$104,177
				6	\$51.3375	\$4,107.00	\$8,898.50	\$106,782
				7	\$52.6207	\$4,209.66	\$9,120.93	\$109,451
				8	\$53.9361	\$4,314.89	\$9,348.93	\$112,187
				9	\$55.2847	\$4,422.78	\$9,582.69	\$114,992
External Affairs Specialist I	171	UN	Exempt	1	\$29.2539	\$2,340.32	\$5,070.70	\$60,848
				2	\$29.9851	\$2,398.81	\$5,197.43	\$62,369
				3	\$30.7347	\$2,458.78	\$5,327.36	\$63,928

Inland Empire Utilities Agency

EXHIBIT 1

Salary Matrix

Effective November 27, 2022

Adopted November 16, 2022

Classification Title	Salary Range	Unit	FLSA	Step	Hourly	Biweekly	Monthly	Annually
External Affairs Specialist I	171	UN	Exempt	4	\$31.5029	\$2,520.24	\$5,460.52	\$65,526
				5	\$32.2914	\$2,583.32	\$5,597.20	\$67,166
				6	\$33.0981	\$2,647.85	\$5,737.01	\$68,844
				7	\$33.9260	\$2,714.08	\$5,880.51	\$70,566
				8	\$34.7736	\$2,781.89	\$6,027.43	\$72,329
				9	\$35.6433	\$2,851.47	\$6,178.19	\$74,138
External Affairs Specialist II	177	UN	Exempt	1	\$39.1967	\$3,135.74	\$6,794.11	\$81,529
				2	\$40.1775	\$3,214.20	\$6,964.10	\$83,569
				3	\$41.1813	\$3,294.51	\$7,138.11	\$85,657
				4	\$42.2111	\$3,376.89	\$7,316.60	\$87,799
				5	\$43.2664	\$3,461.32	\$7,499.53	\$89,994
				6	\$44.3476	\$3,547.81	\$7,686.93	\$92,243
				7	\$45.4563	\$3,636.51	\$7,879.11	\$94,549
				8	\$46.5928	\$3,727.43	\$8,076.10	\$96,913
				9	\$47.7577	\$3,820.62	\$8,278.01	\$99,336
Facilities Program Coordinator	181	PR	Exempt	1	\$47.6414	\$3,811.32	\$8,257.86	\$99,094
				2	\$48.8323	\$3,906.59	\$8,464.28	\$101,571
				3	\$50.0529	\$4,004.24	\$8,675.86	\$104,110
				4	\$51.3044	\$4,104.36	\$8,892.78	\$106,713
				5	\$52.5861	\$4,206.89	\$9,114.93	\$109,379
				6	\$53.9015	\$4,312.12	\$9,342.93	\$112,115
				7	\$55.2491	\$4,419.93	\$9,576.52	\$114,918
				8	\$56.6299	\$4,530.40	\$9,815.87	\$117,790
				9	\$58.0462	\$4,643.70	\$10,061.35	\$120,736
Facilities Program Supervisor	185	SU	Exempt	1	\$57.9068	\$4,632.55	\$10,037.20	\$120,446
				2	\$59.3549	\$4,748.40	\$10,288.20	\$123,458
				3	\$60.8385	\$4,867.08	\$10,545.34	\$126,544
				4	\$62.3592	\$4,988.74	\$10,808.94	\$129,707
				5	\$63.9183	\$5,113.47	\$11,079.19	\$132,950
				6	\$65.5164	\$5,241.32	\$11,356.20	\$136,274
				7	\$67.1539	\$5,372.32	\$11,640.03	\$139,680
				8	\$68.8332	\$5,506.66	\$11,931.10	\$143,173
				9	\$70.5539	\$5,644.32	\$12,229.36	\$146,752
Facilities Specialist	177	PR	Exempt	1	\$39.1967	\$3,135.74	\$6,794.11	\$81,529
				2	\$40.1775	\$3,214.20	\$6,964.10	\$83,569
				3	\$41.1813	\$3,294.51	\$7,138.11	\$85,657
				4	\$42.2111	\$3,376.89	\$7,316.60	\$87,799
				5	\$43.2664	\$3,461.32	\$7,499.53	\$89,994
				6	\$44.3476	\$3,547.81	\$7,686.93	\$92,243
				7	\$45.4563	\$3,636.51	\$7,879.11	\$94,549
				8	\$46.5928	\$3,727.43	\$8,076.10	\$96,913
				9	\$47.7577	\$3,820.62	\$8,278.01	\$99,336
Facilities Specialist - Landscape	177	UN	Exempt	1	\$39.1967	\$3,135.74	\$6,794.11	\$81,529
				2	\$40.1775	\$3,214.20	\$6,964.10	\$83,569
				3	\$41.1813	\$3,294.51	\$7,138.11	\$85,657
				4	\$42.2111	\$3,376.89	\$7,316.60	\$87,799

Inland Empire Utilities Agency

EXHIBIT 1

Salary Matrix

Effective November 27, 2022

Adopted November 16, 2022

Classification Title	Salary Range	Unit	FLSA	Step	Hourly	Biweekly	Monthly	Annually
Facilities Specialist - Landscape	177	UN	Exempt	5	\$43.2664	\$3,461.32	\$7,499.53	\$89,994
				6	\$44.3476	\$3,547.81	\$7,686.93	\$92,243
				7	\$45.4563	\$3,636.51	\$7,879.11	\$94,549
				8	\$46.5928	\$3,727.43	\$8,076.10	\$96,913
				9	\$47.7577	\$3,820.62	\$8,278.01	\$99,336
Facilities Technician I	172	GU	Non-exempt	1	\$30.7174	\$2,457.40	\$5,324.37	\$63,892
				2	\$31.4856	\$2,518.85	\$5,457.51	\$65,490
				3	\$32.2731	\$2,581.85	\$5,594.01	\$67,128
				4	\$33.0799	\$2,646.40	\$5,733.87	\$68,806
				5	\$33.9068	\$2,712.55	\$5,877.20	\$70,526
				6	\$34.7544	\$2,780.36	\$6,024.12	\$72,289
				7	\$35.6231	\$2,849.85	\$6,174.68	\$74,096
				8	\$36.5140	\$2,921.12	\$6,329.10	\$75,949
				9	\$37.4265	\$2,994.12	\$6,487.26	\$77,847
Facilities Technician II	174	GU	Non-exempt	1	\$33.8621	\$2,708.97	\$5,869.44	\$70,433
				2	\$34.7087	\$2,776.70	\$6,016.19	\$72,194
				3	\$35.5765	\$2,846.12	\$6,166.60	\$73,999
				4	\$36.4659	\$2,917.28	\$6,320.78	\$75,849
				5	\$37.3775	\$2,990.20	\$6,478.77	\$77,745
				6	\$38.3121	\$3,064.97	\$6,640.77	\$79,689
				7	\$39.2698	\$3,141.59	\$6,806.78	\$81,681
				8	\$40.2515	\$3,220.12	\$6,976.93	\$83,723
				9	\$41.2577	\$3,300.62	\$7,151.35	\$85,816
Facilities Technician III	177	GU	Non-exempt	1	\$39.1967	\$3,135.74	\$6,794.11	\$81,529
				2	\$40.1775	\$3,214.20	\$6,964.10	\$83,569
				3	\$41.1813	\$3,294.51	\$7,138.11	\$85,657
				4	\$42.2111	\$3,376.89	\$7,316.60	\$87,799
				5	\$43.2664	\$3,461.32	\$7,499.53	\$89,994
				6	\$44.3476	\$3,547.81	\$7,686.93	\$92,243
				7	\$45.4563	\$3,636.51	\$7,879.11	\$94,549
				8	\$46.5928	\$3,727.43	\$8,076.10	\$96,913
				9	\$47.7577	\$3,820.62	\$8,278.01	\$99,336
Financial Analyst I	179	PR	Exempt	1	\$43.2145	\$3,457.16	\$7,490.52	\$89,886
				2	\$44.2952	\$3,543.62	\$7,677.85	\$92,134
				3	\$45.4025	\$3,632.20	\$7,869.77	\$94,437
				4	\$46.5375	\$3,723.00	\$8,066.50	\$96,798
				5	\$47.7005	\$3,816.04	\$8,268.09	\$99,217
				6	\$48.8933	\$3,911.47	\$8,474.86	\$101,698
				7	\$50.1159	\$4,009.28	\$8,686.78	\$104,241
				8	\$51.3688	\$4,109.51	\$8,903.94	\$106,847
				9	\$52.6525	\$4,212.20	\$9,126.44	\$109,517
Financial Analyst II	181	PR	Exempt	1	\$47.6414	\$3,811.32	\$8,257.86	\$99,094
				2	\$48.8323	\$3,906.59	\$8,464.28	\$101,571
				3	\$50.0529	\$4,004.24	\$8,675.86	\$104,110
				4	\$51.3044	\$4,104.36	\$8,892.78	\$106,713
				5	\$52.5861	\$4,206.89	\$9,114.93	\$109,379

Inland Empire Utilities Agency

EXHIBIT 1

Salary Matrix

Effective November 27, 2022

Adopted November 16, 2022

Classification Title	Salary Range	Unit	FLSA	Step	Hourly	Biweekly	Monthly	Annually
Financial Analyst II	181	PR	Exempt	6	\$53.9015	\$4,312.12	\$9,342.93	\$112,115
				7	\$55.2491	\$4,419.93	\$9,576.52	\$114,918
				8	\$56.6299	\$4,530.40	\$9,815.87	\$117,790
				9	\$58.0462	\$4,643.70	\$10,061.35	\$120,736
General Manager	205	EX	Exempt	1	\$154.2169	\$12,337.36	\$26,730.95	\$320,771
GIS Specialist	178	UN	Exempt	1	\$41.1553	\$3,292.43	\$7,133.60	\$85,603
				2	\$42.1842	\$3,374.74	\$7,311.94	\$87,743
				3	\$43.2390	\$3,459.12	\$7,494.76	\$89,937
				4	\$44.3193	\$3,545.55	\$7,682.03	\$92,184
				5	\$45.4279	\$3,634.24	\$7,874.19	\$94,490
				6	\$46.5630	\$3,725.04	\$8,070.92	\$96,851
				7	\$47.7275	\$3,818.20	\$8,272.77	\$99,273
				8	\$48.9207	\$3,913.66	\$8,479.60	\$101,755
				9	\$50.1433	\$4,011.47	\$8,691.52	\$104,298
Grants Administrator	179	PR	Exempt	1	\$43.2145	\$3,457.16	\$7,490.52	\$89,886
				2	\$44.2952	\$3,543.62	\$7,677.85	\$92,134
				3	\$45.4025	\$3,632.20	\$7,869.77	\$94,437
				4	\$46.5375	\$3,723.00	\$8,066.50	\$96,798
				5	\$47.7005	\$3,816.04	\$8,268.09	\$99,217
				6	\$48.8933	\$3,911.47	\$8,474.86	\$101,698
				7	\$50.1159	\$4,009.28	\$8,686.78	\$104,241
				8	\$51.3688	\$4,109.51	\$8,903.94	\$106,847
				9	\$52.6525	\$4,212.20	\$9,126.44	\$109,517
Grants and Government Affairs Officer	186	UN	Exempt	1	\$60.8039	\$4,864.32	\$10,539.36	\$126,472
				2	\$62.3241	\$4,985.93	\$10,802.85	\$129,634
				3	\$63.8823	\$5,110.59	\$11,072.95	\$132,875
				4	\$65.4794	\$5,238.36	\$11,349.78	\$136,197
				5	\$67.1164	\$5,369.32	\$11,633.53	\$139,602
				6	\$68.7943	\$5,503.55	\$11,924.36	\$143,092
				7	\$70.5140	\$5,641.12	\$12,222.43	\$146,669
				8	\$72.2770	\$5,782.16	\$12,528.02	\$150,336
				9	\$74.0837	\$5,926.70	\$12,841.19	\$154,094
Groundwater Recharge Supervisor	187	SU	Exempt	1	\$63.8428	\$5,107.43	\$11,066.10	\$132,793
				2	\$65.4385	\$5,235.08	\$11,342.68	\$136,112
				3	\$67.0746	\$5,365.97	\$11,626.27	\$139,515
				4	\$68.7515	\$5,500.12	\$11,916.93	\$143,003
				5	\$70.4698	\$5,637.59	\$12,214.78	\$146,577
				6	\$72.2318	\$5,778.55	\$12,520.20	\$150,242
				7	\$74.0375	\$5,923.00	\$12,833.17	\$153,998
				8	\$75.8885	\$6,071.08	\$13,154.01	\$157,848
				9	\$77.7861	\$6,222.89	\$13,482.93	\$161,795
Human Resources Analyst	181	UN	Exempt	1	\$47.6414	\$3,811.32	\$8,257.86	\$99,094
				2	\$48.8323	\$3,906.59	\$8,464.28	\$101,571
				3	\$50.0529	\$4,004.24	\$8,675.86	\$104,110
				4	\$51.3044	\$4,104.36	\$8,892.78	\$106,713

Inland Empire Utilities Agency

EXHIBIT 1

Salary Matrix

Effective November 27, 2022

Adopted November 16, 2022

Classification Title	Salary Range	Unit	FLSA	Step	Hourly	Biweekly	Monthly	Annually
Human Resources Analyst	181	UN	Exempt	5	\$52.5861	\$4,206.89	\$9,114.93	\$109,379
				6	\$53.9015	\$4,312.12	\$9,342.93	\$112,115
				7	\$55.2491	\$4,419.93	\$9,576.52	\$114,918
				8	\$56.6299	\$4,530.40	\$9,815.87	\$117,790
				9	\$58.0462	\$4,643.70	\$10,061.35	\$120,736
Human Resources Officer	186	UN	Exempt	1	\$60.8039	\$4,864.32	\$10,539.36	\$126,472
				2	\$62.3241	\$4,985.93	\$10,802.85	\$129,634
				3	\$63.8823	\$5,110.59	\$11,072.95	\$132,875
				4	\$65.4794	\$5,238.36	\$11,349.78	\$136,197
				5	\$67.1164	\$5,369.32	\$11,633.53	\$139,602
				6	\$68.7943	\$5,503.55	\$11,924.36	\$143,092
				7	\$70.5140	\$5,641.12	\$12,222.43	\$146,669
				8	\$72.2770	\$5,782.16	\$12,528.02	\$150,336
				9	\$74.0837	\$5,926.70	\$12,841.19	\$154,094
Human Resources Specialist	177	UN	Exempt	1	\$39.1967	\$3,135.74	\$6,794.11	\$81,529
				2	\$40.1775	\$3,214.20	\$6,964.10	\$83,569
				3	\$41.1813	\$3,294.51	\$7,138.11	\$85,657
				4	\$42.2111	\$3,376.89	\$7,316.60	\$87,799
				5	\$43.2664	\$3,461.32	\$7,499.53	\$89,994
				6	\$44.3476	\$3,547.81	\$7,686.93	\$92,243
				7	\$45.4563	\$3,636.51	\$7,879.11	\$94,549
				8	\$46.5928	\$3,727.43	\$8,076.10	\$96,913
				9	\$47.7577	\$3,820.62	\$8,278.01	\$99,336
HVAC Technician	177	GU	Non-exempt	1	\$39.1967	\$3,135.74	\$6,794.11	\$81,529
				2	\$40.1775	\$3,214.20	\$6,964.10	\$83,569
				3	\$41.1813	\$3,294.51	\$7,138.11	\$85,657
				4	\$42.2111	\$3,376.89	\$7,316.60	\$87,799
				5	\$43.2664	\$3,461.32	\$7,499.53	\$89,994
				6	\$44.3476	\$3,547.81	\$7,686.93	\$92,243
				7	\$45.4563	\$3,636.51	\$7,879.11	\$94,549
				8	\$46.5928	\$3,727.43	\$8,076.10	\$96,913
				9	\$47.7577	\$3,820.62	\$8,278.01	\$99,336
Industrial Engine Technician I	177	GU	Non-exempt	1	\$39.1967	\$3,135.74	\$6,794.11	\$81,529
				2	\$40.1775	\$3,214.20	\$6,964.10	\$83,569
				3	\$41.1813	\$3,294.51	\$7,138.11	\$85,657
				4	\$42.2111	\$3,376.89	\$7,316.60	\$87,799
				5	\$43.2664	\$3,461.32	\$7,499.53	\$89,994
				6	\$44.3476	\$3,547.81	\$7,686.93	\$92,243
				7	\$45.4563	\$3,636.51	\$7,879.11	\$94,549
				8	\$46.5928	\$3,727.43	\$8,076.10	\$96,913
				9	\$47.7577	\$3,820.62	\$8,278.01	\$99,336
Industrial Engine Technician II	181	GU	Non-exempt	1	\$47.6414	\$3,811.32	\$8,257.86	\$99,094
				2	\$48.8323	\$3,906.59	\$8,464.28	\$101,571
				3	\$50.0529	\$4,004.24	\$8,675.86	\$104,110
				4	\$51.3044	\$4,104.36	\$8,892.78	\$106,713
				5	\$52.5861	\$4,206.89	\$9,114.93	\$109,379

Inland Empire Utilities Agency

EXHIBIT 1

Salary Matrix

Effective November 27, 2022

Adopted November 16, 2022

Classification Title	Salary Range	Unit	FLSA	Step	Hourly	Biweekly	Monthly	Annually
Industrial Engine Technician II	181	GU	Non-exempt	6	\$53.9015	\$4,312.12	\$9,342.93	\$112,115
				7	\$55.2491	\$4,419.93	\$9,576.52	\$114,918
				8	\$56.6299	\$4,530.40	\$9,815.87	\$117,790
				9	\$58.0462	\$4,643.70	\$10,061.35	\$120,736
Information Security Officer	186	UN	Exempt	1	\$60.8039	\$4,864.32	\$10,539.36	\$126,472
				2	\$62.3241	\$4,985.93	\$10,802.85	\$129,634
				3	\$63.8823	\$5,110.59	\$11,072.95	\$132,875
				4	\$65.4794	\$5,238.36	\$11,349.78	\$136,197
				5	\$67.1164	\$5,369.32	\$11,633.53	\$139,602
				6	\$68.7943	\$5,503.55	\$11,924.36	\$143,092
				7	\$70.5140	\$5,641.12	\$12,222.43	\$146,669
				8	\$72.2770	\$5,782.16	\$12,528.02	\$150,336
				9	\$74.0837	\$5,926.70	\$12,841.19	\$154,094
Information Systems Analyst I	179	PR	Exempt	1	\$43.2145	\$3,457.16	\$7,490.52	\$89,886
				2	\$44.2952	\$3,543.62	\$7,677.85	\$92,134
				3	\$45.4025	\$3,632.20	\$7,869.77	\$94,437
				4	\$46.5375	\$3,723.00	\$8,066.50	\$96,798
				5	\$47.7005	\$3,816.04	\$8,268.09	\$99,217
				6	\$48.8933	\$3,911.47	\$8,474.86	\$101,698
				7	\$50.1159	\$4,009.28	\$8,686.78	\$104,241
				8	\$51.3688	\$4,109.51	\$8,903.94	\$106,847
				9	\$52.6525	\$4,212.20	\$9,126.44	\$109,517
Information Systems Analyst II	181	PR	Exempt	1	\$47.6414	\$3,811.32	\$8,257.86	\$99,094
				2	\$48.8323	\$3,906.59	\$8,464.28	\$101,571
				3	\$50.0529	\$4,004.24	\$8,675.86	\$104,110
				4	\$51.3044	\$4,104.36	\$8,892.78	\$106,713
				5	\$52.5861	\$4,206.89	\$9,114.93	\$109,379
				6	\$53.9015	\$4,312.12	\$9,342.93	\$112,115
				7	\$55.2491	\$4,419.93	\$9,576.52	\$114,918
				8	\$56.6299	\$4,530.40	\$9,815.87	\$117,790
				9	\$58.0462	\$4,643.70	\$10,061.35	\$120,736
Intern	001	OTR	Non-exempt	1	\$15.0000			
				2	\$16.0000			
				3	\$17.0000			
				4	\$18.0000			
				5	\$19.0000			
				6	\$20.0000			
Internal Auditor	179	PR	Exempt	1	\$43.2145	\$3,457.16	\$7,490.52	\$89,886
				2	\$44.2952	\$3,543.62	\$7,677.85	\$92,134
				3	\$45.4025	\$3,632.20	\$7,869.77	\$94,437
				4	\$46.5375	\$3,723.00	\$8,066.50	\$96,798
				5	\$47.7005	\$3,816.04	\$8,268.09	\$99,217
				6	\$48.8933	\$3,911.47	\$8,474.86	\$101,698
				7	\$50.1159	\$4,009.28	\$8,686.78	\$104,241
				8	\$51.3688	\$4,109.51	\$8,903.94	\$106,847
				9	\$52.6525	\$4,212.20	\$9,126.44	\$109,517

**Inland Empire Utilities Agency
Salary Matrix
Effective November 27, 2022
Adopted November 16, 2022**

EXHIBIT 1

Classification Title	Salary Range	Unit	FLSA	Step	Hourly	Biweekly	Monthly	Annually
Inventory Resources Coordinator	181	PR	Exempt	1	\$47.6414	\$3,811.32	\$8,257.86	\$99,094
				2	\$48.8323	\$3,906.59	\$8,464.28	\$101,571
				3	\$50.0529	\$4,004.24	\$8,675.86	\$104,110
				4	\$51.3044	\$4,104.36	\$8,892.78	\$106,713
				5	\$52.5861	\$4,206.89	\$9,114.93	\$109,379
				6	\$53.9015	\$4,312.12	\$9,342.93	\$112,115
				7	\$55.2491	\$4,419.93	\$9,576.52	\$114,918
				8	\$56.6299	\$4,530.40	\$9,815.87	\$117,790
				9	\$58.0462	\$4,643.70	\$10,061.35	\$120,736
Laboratory Assistant	172	LB	Non-exempt	1	\$30.7174	\$2,457.40	\$5,324.37	\$63,892
				2	\$31.4856	\$2,518.85	\$5,457.51	\$65,490
				3	\$32.2731	\$2,581.85	\$5,594.01	\$67,128
				4	\$33.0799	\$2,646.40	\$5,733.87	\$68,806
				5	\$33.9068	\$2,712.55	\$5,877.20	\$70,526
				6	\$34.7544	\$2,780.36	\$6,024.12	\$72,289
				7	\$35.6231	\$2,849.85	\$6,174.68	\$74,096
				8	\$36.5140	\$2,921.12	\$6,329.10	\$75,949
				9	\$37.4265	\$2,994.12	\$6,487.26	\$77,847
Laboratory Scientist I	177	LB	Non-exempt	1	\$39.1967	\$3,135.74	\$6,794.11	\$81,529
				2	\$40.1775	\$3,214.20	\$6,964.10	\$83,569
				3	\$41.1813	\$3,294.51	\$7,138.11	\$85,657
				4	\$42.2111	\$3,376.89	\$7,316.60	\$87,799
				5	\$43.2664	\$3,461.32	\$7,499.53	\$89,994
				6	\$44.3476	\$3,547.81	\$7,686.93	\$92,243
				7	\$45.4563	\$3,636.51	\$7,879.11	\$94,549
				8	\$46.5928	\$3,727.43	\$8,076.10	\$96,913
				9	\$47.7577	\$3,820.62	\$8,278.01	\$99,336
Laboratory Scientist II	179	LB	Non-exempt	1	\$43.2145	\$3,457.16	\$7,490.52	\$89,886
				2	\$44.2952	\$3,543.62	\$7,677.85	\$92,134
				3	\$45.4025	\$3,632.20	\$7,869.77	\$94,437
				4	\$46.5375	\$3,723.00	\$8,066.50	\$96,798
				5	\$47.7005	\$3,816.04	\$8,268.09	\$99,217
				6	\$48.8933	\$3,911.47	\$8,474.86	\$101,698
				7	\$50.1159	\$4,009.28	\$8,686.78	\$104,241
				8	\$51.3688	\$4,109.51	\$8,903.94	\$106,847
				9	\$52.6525	\$4,212.20	\$9,126.44	\$109,517
Laboratory Supervisor	185	SU	Exempt	1	\$57.9068	\$4,632.55	\$10,037.20	\$120,446
				2	\$59.3549	\$4,748.40	\$10,288.20	\$123,458
				3	\$60.8385	\$4,867.08	\$10,545.34	\$126,544
				4	\$62.3592	\$4,988.74	\$10,808.94	\$129,707
				5	\$63.9183	\$5,113.47	\$11,079.19	\$132,950
				6	\$65.5164	\$5,241.32	\$11,356.20	\$136,274
				7	\$67.1539	\$5,372.32	\$11,640.03	\$139,680
				8	\$68.8332	\$5,506.66	\$11,931.10	\$143,173
				9	\$70.5539	\$5,644.32	\$12,229.36	\$146,752

Inland Empire Utilities Agency

EXHIBIT 1

Salary Matrix

Effective November 27, 2022

Adopted November 16, 2022

Classification Title	Salary Range	Unit	FLSA	Step	Hourly	Biweekly	Monthly	Annually
Maintenance Planner/Scheduler	182	GU	Non-exempt	1	\$50.0236	\$4,001.89	\$8,670.77	\$104,049
				2	\$51.2736	\$4,101.89	\$8,887.43	\$106,649
				3	\$52.5558	\$4,204.47	\$9,109.69	\$109,316
				4	\$53.8693	\$4,309.55	\$9,337.36	\$112,048
				5	\$55.2164	\$4,417.32	\$9,570.86	\$114,850
				6	\$56.5962	\$4,527.70	\$9,810.02	\$117,720
				7	\$58.0116	\$4,640.93	\$10,055.35	\$120,664
				8	\$59.4621	\$4,756.97	\$10,306.77	\$123,681
				9	\$60.9481	\$4,875.85	\$10,564.35	\$126,772
Maintenance Supervisor	185	SU	Exempt	1	\$57.9068	\$4,632.55	\$10,037.20	\$120,446
				2	\$59.3549	\$4,748.40	\$10,288.20	\$123,458
				3	\$60.8385	\$4,867.08	\$10,545.34	\$126,544
				4	\$62.3592	\$4,988.74	\$10,808.94	\$129,707
				5	\$63.9183	\$5,113.47	\$11,079.19	\$132,950
				6	\$65.5164	\$5,241.32	\$11,356.20	\$136,274
				7	\$67.1539	\$5,372.32	\$11,640.03	\$139,680
				8	\$68.8332	\$5,506.66	\$11,931.10	\$143,173
				9	\$70.5539	\$5,644.32	\$12,229.36	\$146,752
Manager of Asset Management	190	UN	Exempt	1	\$73.9015	\$5,912.12	\$12,809.60	\$153,715
				2	\$75.7496	\$6,059.97	\$13,129.94	\$157,559
				3	\$77.6424	\$6,211.40	\$13,458.04	\$161,496
				4	\$79.5837	\$6,366.70	\$13,794.52	\$165,534
				5	\$81.5731	\$6,525.85	\$14,139.35	\$169,672
				6	\$83.6125	\$6,689.00	\$14,492.84	\$173,914
				7	\$85.7029	\$6,856.24	\$14,855.19	\$178,262
				8	\$87.8452	\$7,027.62	\$15,226.51	\$182,718
				9	\$90.0419	\$7,203.36	\$15,607.28	\$187,287
Manager of Compliance and Sustainability	190	UN	Exempt	1	\$73.9015	\$5,912.12	\$12,809.60	\$153,715
				2	\$75.7496	\$6,059.97	\$13,129.94	\$157,559
				3	\$77.6424	\$6,211.40	\$13,458.04	\$161,496
				4	\$79.5837	\$6,366.70	\$13,794.52	\$165,534
				5	\$81.5731	\$6,525.85	\$14,139.35	\$169,672
				6	\$83.6125	\$6,689.00	\$14,492.84	\$173,914
				7	\$85.7029	\$6,856.24	\$14,855.19	\$178,262
				8	\$87.8452	\$7,027.62	\$15,226.51	\$182,718
				9	\$90.0419	\$7,203.36	\$15,607.28	\$187,287
Manager of Contracts and Procurement	190	UN	Exempt	1	\$73.9015	\$5,912.12	\$12,809.60	\$153,715
				2	\$75.7496	\$6,059.97	\$13,129.94	\$157,559
				3	\$77.6424	\$6,211.40	\$13,458.04	\$161,496
				4	\$79.5837	\$6,366.70	\$13,794.52	\$165,534
				5	\$81.5731	\$6,525.85	\$14,139.35	\$169,672
				6	\$83.6125	\$6,689.00	\$14,492.84	\$173,914
				7	\$85.7029	\$6,856.24	\$14,855.19	\$178,262
				8	\$87.8452	\$7,027.62	\$15,226.51	\$182,718
				9	\$90.0419	\$7,203.36	\$15,607.28	\$187,287
Manager of Engineering	192	UN	Exempt	1	\$81.4775	\$6,518.20	\$14,122.77	\$169,473

Inland Empire Utilities Agency

EXHIBIT 1

Salary Matrix

Effective November 27, 2022

Adopted November 16, 2022

Classification Title	Salary Range	Unit	FLSA	Step	Hourly	Biweekly	Monthly	Annually
Manager of Engineering	192	UN	Exempt	2	\$83.5145	\$6,681.16	\$14,475.85	\$173,710
				3	\$85.6020	\$6,848.16	\$14,837.68	\$178,052
				4	\$87.7419	\$7,019.36	\$15,208.62	\$182,503
				5	\$89.9356	\$7,194.85	\$15,588.85	\$187,066
				6	\$92.1842	\$7,374.74	\$15,978.61	\$191,743
				7	\$94.4885	\$7,559.08	\$16,378.01	\$196,536
				8	\$96.8510	\$7,748.08	\$16,787.51	\$201,450
				9	\$99.2722	\$7,941.78	\$17,207.19	\$206,486
				Manager of Environmental Services	190	UN	Exempt	1
2	\$75.7496	\$6,059.97	\$13,129.94					\$157,559
3	\$77.6424	\$6,211.40	\$13,458.04					\$161,496
4	\$79.5837	\$6,366.70	\$13,794.52					\$165,534
5	\$81.5731	\$6,525.85	\$14,139.35					\$169,672
6	\$83.6125	\$6,689.00	\$14,492.84					\$173,914
7	\$85.7029	\$6,856.24	\$14,855.19					\$178,262
8	\$87.8452	\$7,027.62	\$15,226.51					\$182,718
9	\$90.0419	\$7,203.36	\$15,607.28					\$187,287
Manager of Facilities and Water System Programs	190	UN	Exempt	1	\$73.9015	\$5,912.12	\$12,809.60	\$153,715
				2	\$75.7496	\$6,059.97	\$13,129.94	\$157,559
				3	\$77.6424	\$6,211.40	\$13,458.04	\$161,496
				4	\$79.5837	\$6,366.70	\$13,794.52	\$165,534
				5	\$81.5731	\$6,525.85	\$14,139.35	\$169,672
				6	\$83.6125	\$6,689.00	\$14,492.84	\$173,914
				7	\$85.7029	\$6,856.24	\$14,855.19	\$178,262
				8	\$87.8452	\$7,027.62	\$15,226.51	\$182,718
				9	\$90.0419	\$7,203.36	\$15,607.28	\$187,287
Manager of Human Resources	190	UN	Exempt	1	\$73.9015	\$5,912.12	\$12,809.60	\$153,715
				2	\$75.7496	\$6,059.97	\$13,129.94	\$157,559
				3	\$77.6424	\$6,211.40	\$13,458.04	\$161,496
				4	\$79.5837	\$6,366.70	\$13,794.52	\$165,534
				5	\$81.5731	\$6,525.85	\$14,139.35	\$169,672
				6	\$83.6125	\$6,689.00	\$14,492.84	\$173,914
				7	\$85.7029	\$6,856.24	\$14,855.19	\$178,262
				8	\$87.8452	\$7,027.62	\$15,226.51	\$182,718
				9	\$90.0419	\$7,203.36	\$15,607.28	\$187,287
Manager of Information Technology	190	UN	Exempt	1	\$73.9015	\$5,912.12	\$12,809.60	\$153,715
				2	\$75.7496	\$6,059.97	\$13,129.94	\$157,559
				3	\$77.6424	\$6,211.40	\$13,458.04	\$161,496
				4	\$79.5837	\$6,366.70	\$13,794.52	\$165,534
				5	\$81.5731	\$6,525.85	\$14,139.35	\$169,672
				6	\$83.6125	\$6,689.00	\$14,492.84	\$173,914
				7	\$85.7029	\$6,856.24	\$14,855.19	\$178,262
				8	\$87.8452	\$7,027.62	\$15,226.51	\$182,718
				9	\$90.0419	\$7,203.36	\$15,607.28	\$187,287
Manager of Internal Audit	190	UN	Exempt	1	\$73.9015	\$5,912.12	\$12,809.60	\$153,715

Inland Empire Utilities Agency

EXHIBIT 1

Salary Matrix

Effective November 27, 2022

Adopted November 16, 2022

Classification Title	Salary Range	Unit	FLSA	Step	Hourly	Biweekly	Monthly	Annually
Manager of Internal Audit	190	UN	Exempt	2	\$75.7496	\$6,059.97	\$13,129.94	\$157,559
				3	\$77.6424	\$6,211.40	\$13,458.04	\$161,496
				4	\$79.5837	\$6,366.70	\$13,794.52	\$165,534
				5	\$81.5731	\$6,525.85	\$14,139.35	\$169,672
				6	\$83.6125	\$6,689.00	\$14,492.84	\$173,914
				7	\$85.7029	\$6,856.24	\$14,855.19	\$178,262
				8	\$87.8452	\$7,027.62	\$15,226.51	\$182,718
				9	\$90.0419	\$7,203.36	\$15,607.28	\$187,287
				Manager of Laboratories	190	UN	Exempt	1
2	\$75.7496	\$6,059.97	\$13,129.94					\$157,559
3	\$77.6424	\$6,211.40	\$13,458.04					\$161,496
4	\$79.5837	\$6,366.70	\$13,794.52					\$165,534
5	\$81.5731	\$6,525.85	\$14,139.35					\$169,672
6	\$83.6125	\$6,689.00	\$14,492.84					\$173,914
7	\$85.7029	\$6,856.24	\$14,855.19					\$178,262
8	\$87.8452	\$7,027.62	\$15,226.51					\$182,718
9	\$90.0419	\$7,203.36	\$15,607.28					\$187,287
Manager of Maintenance	192	UN	Exempt	1	\$81.4775	\$6,518.20	\$14,122.77	\$169,473
				2	\$83.5145	\$6,681.16	\$14,475.85	\$173,710
				3	\$85.6020	\$6,848.16	\$14,837.68	\$178,052
				4	\$87.7419	\$7,019.36	\$15,208.62	\$182,503
				5	\$89.9356	\$7,194.85	\$15,588.85	\$187,066
				6	\$92.1842	\$7,374.74	\$15,978.61	\$191,743
				7	\$94.4885	\$7,559.08	\$16,378.01	\$196,536
				8	\$96.8510	\$7,748.08	\$16,787.51	\$201,450
				9	\$99.2722	\$7,941.78	\$17,207.19	\$206,486
Manager of Operations	192	UN	Exempt	1	\$81.4775	\$6,518.20	\$14,122.77	\$169,473
				2	\$83.5145	\$6,681.16	\$14,475.85	\$173,710
				3	\$85.6020	\$6,848.16	\$14,837.68	\$178,052
				4	\$87.7419	\$7,019.36	\$15,208.62	\$182,503
				5	\$89.9356	\$7,194.85	\$15,588.85	\$187,066
				6	\$92.1842	\$7,374.74	\$15,978.61	\$191,743
				7	\$94.4885	\$7,559.08	\$16,378.01	\$196,536
				8	\$96.8510	\$7,748.08	\$16,787.51	\$201,450
				9	\$99.2722	\$7,941.78	\$17,207.19	\$206,486
Manager of Regional Composting Authority	192	UN	Exempt	1	\$81.4775	\$6,518.20	\$14,122.77	\$169,473
				2	\$83.5145	\$6,681.16	\$14,475.85	\$173,710
				3	\$85.6020	\$6,848.16	\$14,837.68	\$178,052
				4	\$87.7419	\$7,019.36	\$15,208.62	\$182,503
				5	\$89.9356	\$7,194.85	\$15,588.85	\$187,066
				6	\$92.1842	\$7,374.74	\$15,978.61	\$191,743
				7	\$94.4885	\$7,559.08	\$16,378.01	\$196,536
				8	\$96.8510	\$7,748.08	\$16,787.51	\$201,450
				9	\$99.2722	\$7,941.78	\$17,207.19	\$206,486
Manager of Water Resources	190	UN	Exempt	1	\$73.9015	\$5,912.12	\$12,809.60	\$153,715
				2	\$75.7496	\$6,059.97	\$13,129.94	\$157,559

Inland Empire Utilities Agency

EXHIBIT 1

Salary Matrix

Effective November 27, 2022

Adopted November 16, 2022

Classification Title	Salary Range	Unit	FLSA	Step	Hourly	Biweekly	Monthly	Annually				
Manager of Water Resources	190	UN	Exempt	3	\$77.6424	\$6,211.40	\$13,458.04	\$161,496				
				4	\$79.5837	\$6,366.70	\$13,794.52	\$165,534				
				5	\$81.5731	\$6,525.85	\$14,139.35	\$169,672				
				6	\$83.6125	\$6,689.00	\$14,492.84	\$173,914				
				7	\$85.7029	\$6,856.24	\$14,855.19	\$178,262				
				8	\$87.8452	\$7,027.62	\$15,226.51	\$182,718				
				9	\$90.0419	\$7,203.36	\$15,607.28	\$187,287				
				Materials Specialist	182	PR	Exempt	1	\$50.0236	\$4,001.89	\$8,670.77	\$104,049
								2	\$51.2736	\$4,101.89	\$8,887.43	\$106,649
3	\$52.5558	\$4,204.47	\$9,109.69					\$109,316				
4	\$53.8693	\$4,309.55	\$9,337.36					\$112,048				
5	\$55.2164	\$4,417.32	\$9,570.86					\$114,850				
6	\$56.5962	\$4,527.70	\$9,810.02					\$117,720				
7	\$58.0116	\$4,640.93	\$10,055.35					\$120,664				
8	\$59.4621	\$4,756.97	\$10,306.77					\$123,681				
9	\$60.9481	\$4,875.85	\$10,564.35					\$126,772				
Mechanic I	172	GU	Non-exempt	1	\$30.7174	\$2,457.40	\$5,324.37	\$63,892				
				2	\$31.4856	\$2,518.85	\$5,457.51	\$65,490				
				3	\$32.2731	\$2,581.85	\$5,594.01	\$67,128				
				4	\$33.0799	\$2,646.40	\$5,733.87	\$68,806				
				5	\$33.9068	\$2,712.55	\$5,877.20	\$70,526				
				6	\$34.7544	\$2,780.36	\$6,024.12	\$72,289				
				7	\$35.6231	\$2,849.85	\$6,174.68	\$74,096				
				8	\$36.5140	\$2,921.12	\$6,329.10	\$75,949				
				9	\$37.4265	\$2,994.12	\$6,487.26	\$77,847				
Mechanic II	176	GU	Non-exempt	1	\$37.3294	\$2,986.36	\$6,470.45	\$77,645				
				2	\$38.2630	\$3,061.04	\$6,632.26	\$79,587				
				3	\$39.2188	\$3,137.51	\$6,797.94	\$81,575				
				4	\$40.2000	\$3,216.00	\$6,968.00	\$83,616				
				5	\$41.2049	\$3,296.40	\$7,142.20	\$85,706				
				6	\$42.2351	\$3,378.81	\$7,320.76	\$87,849				
				7	\$43.2909	\$3,463.28	\$7,503.78	\$90,045				
				8	\$44.3731	\$3,549.85	\$7,691.35	\$92,296				
				9	\$45.4827	\$3,638.62	\$7,883.68	\$94,604				
Mechanic III	179	GU	Non-exempt	1	\$43.2145	\$3,457.16	\$7,490.52	\$89,886				
				2	\$44.2952	\$3,543.62	\$7,677.85	\$92,134				
				3	\$45.4025	\$3,632.20	\$7,869.77	\$94,437				
				4	\$46.5375	\$3,723.00	\$8,066.50	\$96,798				
				5	\$47.7005	\$3,816.04	\$8,268.09	\$99,217				
				6	\$48.8933	\$3,911.47	\$8,474.86	\$101,698				
				7	\$50.1159	\$4,009.28	\$8,686.78	\$104,241				
				8	\$51.3688	\$4,109.51	\$8,903.94	\$106,847				
				9	\$52.6525	\$4,212.20	\$9,126.44	\$109,517				
Mechanic IV	181	GU	Non-exempt	1	\$47.6414	\$3,811.32	\$8,257.86	\$99,094				
				2	\$48.8323	\$3,906.59	\$8,464.28	\$101,571				
				3	\$50.0529	\$4,004.24	\$8,675.86	\$104,110				

Inland Empire Utilities Agency

EXHIBIT 1

Salary Matrix

Effective November 27, 2022

Adopted November 16, 2022

Classification Title	Salary Range	Unit	FLSA	Step	Hourly	Biweekly	Monthly	Annually
Mechanic IV	181	GU	Non-exempt	4	\$51.3044	\$4,104.36	\$8,892.78	\$106,713
				5	\$52.5861	\$4,206.89	\$9,114.93	\$109,379
				6	\$53.9015	\$4,312.12	\$9,342.93	\$112,115
				7	\$55.2491	\$4,419.93	\$9,576.52	\$114,918
				8	\$56.6299	\$4,530.40	\$9,815.87	\$117,790
				9	\$58.0462	\$4,643.70	\$10,061.35	\$120,736
Network Administrator	183	PR	Exempt	1	\$52.5270	\$4,202.16	\$9,104.68	\$109,256
				2	\$53.8395	\$4,307.16	\$9,332.18	\$111,986
				3	\$55.1856	\$4,414.85	\$9,565.51	\$114,786
				4	\$56.5654	\$4,525.24	\$9,804.69	\$117,656
				5	\$57.9799	\$4,638.40	\$10,049.87	\$120,598
				6	\$59.4289	\$4,754.32	\$10,301.03	\$123,612
				7	\$60.9145	\$4,873.16	\$10,558.52	\$126,702
				8	\$62.4375	\$4,995.00	\$10,822.50	\$129,870
				9	\$63.9986	\$5,119.89	\$11,093.10	\$133,117
Office Assistant	166	GU	Non-exempt	1	\$22.9246	\$1,833.97	\$3,973.61	\$47,683
				2	\$23.4981	\$1,879.85	\$4,073.01	\$48,876
				3	\$24.0856	\$1,926.85	\$4,174.85	\$50,098
				4	\$24.6875	\$1,975.00	\$4,279.17	\$51,350
				5	\$25.3044	\$2,024.36	\$4,386.12	\$52,633
				6	\$25.9375	\$2,075.00	\$4,495.84	\$53,950
				7	\$26.5856	\$2,126.85	\$4,608.18	\$55,298
				8	\$27.2500	\$2,180.00	\$4,723.34	\$56,680
				9	\$27.9313	\$2,234.51	\$4,841.44	\$58,097
Office Assistant (confidential)	166	UN	Non-exempt	1	\$22.9246	\$1,833.97	\$3,973.61	\$47,683
				2	\$23.4981	\$1,879.85	\$4,073.01	\$48,876
				3	\$24.0856	\$1,926.85	\$4,174.85	\$50,098
				4	\$24.6875	\$1,975.00	\$4,279.17	\$51,350
				5	\$25.3044	\$2,024.36	\$4,386.12	\$52,633
				6	\$25.9375	\$2,075.00	\$4,495.84	\$53,950
				7	\$26.5856	\$2,126.85	\$4,608.18	\$55,298
				8	\$27.2500	\$2,180.00	\$4,723.34	\$56,680
				9	\$27.9313	\$2,234.51	\$4,841.44	\$58,097
Operations and Maintenance Training Coordinator	183	UN	Non-exempt	1	\$52.5270	\$4,202.16	\$9,104.68	\$109,256
				2	\$53.8395	\$4,307.16	\$9,332.18	\$111,986
				3	\$55.1856	\$4,414.85	\$9,565.51	\$114,786
				4	\$56.5654	\$4,525.24	\$9,804.69	\$117,656
				5	\$57.9799	\$4,638.40	\$10,049.87	\$120,598
				6	\$59.4289	\$4,754.32	\$10,301.03	\$123,612
				7	\$60.9145	\$4,873.16	\$10,558.52	\$126,702
				8	\$62.4375	\$4,995.00	\$10,822.50	\$129,870
				9	\$63.9986	\$5,119.89	\$11,093.10	\$133,117
Operations Specialist	179	UN	Exempt	1	\$43.2145	\$3,457.16	\$7,490.52	\$89,886
				2	\$44.2952	\$3,543.62	\$7,677.85	\$92,134
				3	\$45.4025	\$3,632.20	\$7,869.77	\$94,437

Inland Empire Utilities Agency

EXHIBIT 1

Salary Matrix

Effective November 27, 2022

Adopted November 16, 2022

Classification Title	Salary Range	Unit	FLSA	Step	Hourly	Biweekly	Monthly	Annually
Operations Specialist	179	UN	Exempt	4	\$46.5375	\$3,723.00	\$8,066.50	\$96,798
				5	\$47.7005	\$3,816.04	\$8,268.09	\$99,217
				6	\$48.8933	\$3,911.47	\$8,474.86	\$101,698
				7	\$50.1159	\$4,009.28	\$8,686.78	\$104,241
				8	\$51.3688	\$4,109.51	\$8,903.94	\$106,847
				9	\$52.6525	\$4,212.20	\$9,126.44	\$109,517
Operations Supervisor	185	SU	Non-exempt	1	\$57.9068	\$4,632.55	\$10,037.20	\$120,446
				2	\$59.3549	\$4,748.40	\$10,288.20	\$123,458
				3	\$60.8385	\$4,867.08	\$10,545.34	\$126,544
				4	\$62.3592	\$4,988.74	\$10,808.94	\$129,707
				5	\$63.9183	\$5,113.47	\$11,079.19	\$132,950
				6	\$65.5164	\$5,241.32	\$11,356.20	\$136,274
				7	\$67.1539	\$5,372.32	\$11,640.03	\$139,680
				8	\$68.8332	\$5,506.66	\$11,931.10	\$143,173
				9	\$70.5539	\$5,644.32	\$12,229.36	\$146,752
Pretreatment & Source Control Inspector I	174	GU	Non-exempt	1	\$33.8621	\$2,708.97	\$5,869.44	\$70,433
				2	\$34.7087	\$2,776.70	\$6,016.19	\$72,194
				3	\$35.5765	\$2,846.12	\$6,166.60	\$73,999
				4	\$36.4659	\$2,917.28	\$6,320.78	\$75,849
				5	\$37.3775	\$2,990.20	\$6,478.77	\$77,745
				6	\$38.3121	\$3,064.97	\$6,640.77	\$79,689
				7	\$39.2698	\$3,141.59	\$6,806.78	\$81,681
				8	\$40.2515	\$3,220.12	\$6,976.93	\$83,723
				9	\$41.2577	\$3,300.62	\$7,151.35	\$85,816
Pretreatment & Source Control Inspector II	177	GU	Non-exempt	1	\$39.1967	\$3,135.74	\$6,794.11	\$81,529
				2	\$40.1775	\$3,214.20	\$6,964.10	\$83,569
				3	\$41.1813	\$3,294.51	\$7,138.11	\$85,657
				4	\$42.2111	\$3,376.89	\$7,316.60	\$87,799
				5	\$43.2664	\$3,461.32	\$7,499.53	\$89,994
				6	\$44.3476	\$3,547.81	\$7,686.93	\$92,243
				7	\$45.4563	\$3,636.51	\$7,879.11	\$94,549
				8	\$46.5928	\$3,727.43	\$8,076.10	\$96,913
				9	\$47.7577	\$3,820.62	\$8,278.01	\$99,336
Principal Accountant	186	UN	Exempt	1	\$60.8039	\$4,864.32	\$10,539.36	\$126,472
				2	\$62.3241	\$4,985.93	\$10,802.85	\$129,634
				3	\$63.8823	\$5,110.59	\$11,072.95	\$132,875
				4	\$65.4794	\$5,238.36	\$11,349.78	\$136,197
				5	\$67.1164	\$5,369.32	\$11,633.53	\$139,602
				6	\$68.7943	\$5,503.55	\$11,924.36	\$143,092
				7	\$70.5140	\$5,641.12	\$12,222.43	\$146,669
				8	\$72.2770	\$5,782.16	\$12,528.02	\$150,336
				9	\$74.0837	\$5,926.70	\$12,841.19	\$154,094
Principal Engineer	188	UN	Exempt	1	\$67.0318	\$5,362.55	\$11,618.86	\$139,426
				2	\$68.7082	\$5,496.66	\$11,909.43	\$142,913
				3	\$70.4260	\$5,634.08	\$12,207.18	\$146,486
				4	\$72.1861	\$5,774.89	\$12,512.27	\$150,147

Inland Empire Utilities Agency

EXHIBIT 1

Salary Matrix

Effective November 27, 2022

Adopted November 16, 2022

Classification Title	Salary Range	Unit	FLSA	Step	Hourly	Biweekly	Monthly	Annually
Principal Engineer	188	UN	Exempt	5	\$73.9909	\$5,919.28	\$12,825.11	\$153,901
				6	\$75.8404	\$6,067.24	\$13,145.69	\$157,748
				7	\$77.7371	\$6,218.97	\$13,474.44	\$161,693
				8	\$79.6803	\$6,374.43	\$13,811.27	\$165,735
				9	\$81.6722	\$6,533.78	\$14,156.53	\$169,878
Process Automation & Controls Supervisor	185	SU	Exempt	1	\$57.9068	\$4,632.55	\$10,037.20	\$120,446
				2	\$59.3549	\$4,748.40	\$10,288.20	\$123,458
				3	\$60.8385	\$4,867.08	\$10,545.34	\$126,544
				4	\$62.3592	\$4,988.74	\$10,808.94	\$129,707
				5	\$63.9183	\$5,113.47	\$11,079.19	\$132,950
				6	\$65.5164	\$5,241.32	\$11,356.20	\$136,274
				7	\$67.1539	\$5,372.32	\$11,640.03	\$139,680
				8	\$68.8332	\$5,506.66	\$11,931.10	\$143,173
				9	\$70.5539	\$5,644.32	\$12,229.36	\$146,752
Procurement Specialist I	174	PR	Non-exempt	1	\$33.8621	\$2,708.97	\$5,869.44	\$70,433
				2	\$34.7087	\$2,776.70	\$6,016.19	\$72,194
				3	\$35.5765	\$2,846.12	\$6,166.60	\$73,999
				4	\$36.4659	\$2,917.28	\$6,320.78	\$75,849
				5	\$37.3775	\$2,990.20	\$6,478.77	\$77,745
				6	\$38.3121	\$3,064.97	\$6,640.77	\$79,689
				7	\$39.2698	\$3,141.59	\$6,806.78	\$81,681
				8	\$40.2515	\$3,220.12	\$6,976.93	\$83,723
				9	\$41.2577	\$3,300.62	\$7,151.35	\$85,816
Procurement Specialist II ¹	175	PR	Non-exempt	1	\$35.5529	\$2,844.24	\$6,162.52	\$73,950
				2	\$36.4419	\$2,915.36	\$6,316.62	\$75,799
				3	\$37.3525	\$2,988.20	\$6,474.44	\$77,693
				4	\$38.2866	\$3,062.93	\$6,636.35	\$79,636
				5	\$39.2438	\$3,139.51	\$6,802.28	\$81,627
				6	\$40.2246	\$3,217.97	\$6,972.27	\$83,667
				7	\$41.2303	\$3,298.43	\$7,146.60	\$85,759
				8	\$42.2611	\$3,380.89	\$7,325.27	\$87,903
				9	\$43.3178	\$3,465.43	\$7,508.44	\$90,101
Project Manager I	184	PR	Exempt	1	\$55.1510	\$4,412.08	\$9,559.51	\$114,714
				2	\$56.5299	\$4,522.40	\$9,798.54	\$117,582
				3	\$57.9433	\$4,635.47	\$10,043.52	\$120,522
				4	\$59.3919	\$4,751.36	\$10,294.62	\$123,535
				5	\$60.8770	\$4,870.16	\$10,552.02	\$126,624
				6	\$62.3986	\$4,991.89	\$10,815.77	\$129,789
				7	\$63.9582	\$5,116.66	\$11,086.10	\$133,033
				8	\$65.5568	\$5,244.55	\$11,363.20	\$136,358
				9	\$67.1962	\$5,375.70	\$11,647.35	\$139,768
Project Manager II	185	PR	Exempt	1	\$57.9068	\$4,632.55	\$10,037.20	\$120,446
				2	\$59.3549	\$4,748.40	\$10,288.20	\$123,458
				3	\$60.8385	\$4,867.08	\$10,545.34	\$126,544
				4	\$62.3592	\$4,988.74	\$10,808.94	\$129,707
				5	\$63.9183	\$5,113.47	\$11,079.19	\$132,950

Inland Empire Utilities Agency

EXHIBIT 1

Salary Matrix

Effective November 27, 2022

Adopted November 16, 2022

Classification Title	Salary Range	Unit	FLSA	Step	Hourly	Biweekly	Monthly	Annually
Project Manager II	185	PR	Exempt	6	\$65.5164	\$5,241.32	\$11,356.20	\$136,274
				7	\$67.1539	\$5,372.32	\$11,640.03	\$139,680
				8	\$68.8332	\$5,506.66	\$11,931.10	\$143,173
				9	\$70.5539	\$5,644.32	\$12,229.36	\$146,752
Records Management Supervisor	185	SU	Exempt	1	\$57.9068	\$4,632.55	\$10,037.20	\$120,446
				2	\$59.3549	\$4,748.40	\$10,288.20	\$123,458
				3	\$60.8385	\$4,867.08	\$10,545.34	\$126,544
				4	\$62.3592	\$4,988.74	\$10,808.94	\$129,707
				5	\$63.9183	\$5,113.47	\$11,079.19	\$132,950
				6	\$65.5164	\$5,241.32	\$11,356.20	\$136,274
				7	\$67.1539	\$5,372.32	\$11,640.03	\$139,680
				8	\$68.8332	\$5,506.66	\$11,931.10	\$143,173
				9	\$70.5539	\$5,644.32	\$12,229.36	\$146,752
Records Specialist	173	GU	Non-exempt	1	\$32.2520	\$2,580.16	\$5,590.35	\$67,084
				2	\$33.0582	\$2,644.66	\$5,730.10	\$68,761
				3	\$33.8851	\$2,710.81	\$5,873.43	\$70,481
				4	\$34.7318	\$2,778.55	\$6,020.20	\$72,242
				5	\$35.5996	\$2,847.97	\$6,170.61	\$74,047
				6	\$36.4904	\$2,919.24	\$6,325.02	\$75,900
				7	\$37.4020	\$2,992.16	\$6,483.02	\$77,796
				8	\$38.3375	\$3,067.00	\$6,645.17	\$79,742
				9	\$39.2962	\$3,143.70	\$6,811.35	\$81,736
Recycled Water Distribution Operator	179	OP	Non-exempt	1	\$43.2145	\$3,457.16	\$7,490.52	\$89,886
				2	\$44.2952	\$3,543.62	\$7,677.85	\$92,134
				3	\$45.4025	\$3,632.20	\$7,869.77	\$94,437
				4	\$46.5375	\$3,723.00	\$8,066.50	\$96,798
				5	\$47.7005	\$3,816.04	\$8,268.09	\$99,217
				6	\$48.8933	\$3,911.47	\$8,474.86	\$101,698
				7	\$50.1159	\$4,009.28	\$8,686.78	\$104,241
				8	\$51.3688	\$4,109.51	\$8,903.94	\$106,847
				9	\$52.6525	\$4,212.20	\$9,126.44	\$109,517
Risk Specialist	174	PR	Non-exempt	1	\$33.8621	\$2,708.97	\$5,869.44	\$70,433
				2	\$34.7087	\$2,776.70	\$6,016.19	\$72,194
				3	\$35.5765	\$2,846.12	\$6,166.60	\$73,999
				4	\$36.4659	\$2,917.28	\$6,320.78	\$75,849
				5	\$37.3775	\$2,990.20	\$6,478.77	\$77,745
				6	\$38.3121	\$3,064.97	\$6,640.77	\$79,689
				7	\$39.2698	\$3,141.59	\$6,806.78	\$81,681
				8	\$40.2515	\$3,220.12	\$6,976.93	\$83,723
				9	\$41.2577	\$3,300.62	\$7,151.35	\$85,816
RW/Groundwater Recharge Maintenance Technician	176	GU	Non-exempt	1	\$37.3294	\$2,986.36	\$6,470.45	\$77,645
				2	\$38.2630	\$3,061.04	\$6,632.26	\$79,587
				3	\$39.2188	\$3,137.51	\$6,797.94	\$81,575
				4	\$40.2000	\$3,216.00	\$6,968.00	\$83,616
				5	\$41.2049	\$3,296.40	\$7,142.20	\$85,706

Inland Empire Utilities Agency

EXHIBIT 1

Salary Matrix

Effective November 27, 2022

Adopted November 16, 2022

Classification Title	Salary Range	Unit	FLSA	Step	Hourly	Biweekly	Monthly	Annually
RW/Groundwater Recharge Maintenance Technician	176	GU	Non-exempt	6	\$42.2351	\$3,378.81	\$7,320.76	\$87,849
				7	\$43.2909	\$3,463.28	\$7,503.78	\$90,045
				8	\$44.3731	\$3,549.85	\$7,691.35	\$92,296
				9	\$45.4827	\$3,638.62	\$7,883.68	\$94,604
RW/Groundwater Recharge Operations & Maintenance Specialist	179	UN	Exempt	1	\$43.2145	\$3,457.16	\$7,490.52	\$89,886
				2	\$44.2952	\$3,543.62	\$7,677.85	\$92,134
				3	\$45.4025	\$3,632.20	\$7,869.77	\$94,437
				4	\$46.5375	\$3,723.00	\$8,066.50	\$96,798
				5	\$47.7005	\$3,816.04	\$8,268.09	\$99,217
				6	\$48.8933	\$3,911.47	\$8,474.86	\$101,698
				7	\$50.1159	\$4,009.28	\$8,686.78	\$104,241
				8	\$51.3688	\$4,109.51	\$8,903.94	\$106,847
				9	\$52.6525	\$4,212.20	\$9,126.44	\$109,517
Safety Analyst	178	PR	Exempt	1	\$41.1553	\$3,292.43	\$7,133.60	\$85,603
				2	\$42.1842	\$3,374.74	\$7,311.94	\$87,743
				3	\$43.2390	\$3,459.12	\$7,494.76	\$89,937
				4	\$44.3193	\$3,545.55	\$7,682.03	\$92,184
				5	\$45.4279	\$3,634.24	\$7,874.19	\$94,490
				6	\$46.5630	\$3,725.04	\$8,070.92	\$96,851
				7	\$47.7275	\$3,818.20	\$8,272.77	\$99,273
				8	\$48.9207	\$3,913.66	\$8,479.60	\$101,755
				9	\$50.1433	\$4,011.47	\$8,691.52	\$104,298
Safety Officer	186	UN	Exempt	1	\$60.8039	\$4,864.32	\$10,539.36	\$126,472
				2	\$62.3241	\$4,985.93	\$10,802.85	\$129,634
				3	\$63.8823	\$5,110.59	\$11,072.95	\$132,875
				4	\$65.4794	\$5,238.36	\$11,349.78	\$136,197
				5	\$67.1164	\$5,369.32	\$11,633.53	\$139,602
				6	\$68.7943	\$5,503.55	\$11,924.36	\$143,092
				7	\$70.5140	\$5,641.12	\$12,222.43	\$146,669
				8	\$72.2770	\$5,782.16	\$12,528.02	\$150,336
				9	\$74.0837	\$5,926.70	\$12,841.19	\$154,094
Senior Accountant	179	PR	Exempt	1	\$43.2145	\$3,457.16	\$7,490.52	\$89,886
				2	\$44.2952	\$3,543.62	\$7,677.85	\$92,134
				3	\$45.4025	\$3,632.20	\$7,869.77	\$94,437
				4	\$46.5375	\$3,723.00	\$8,066.50	\$96,798
				5	\$47.7005	\$3,816.04	\$8,268.09	\$99,217
				6	\$48.8933	\$3,911.47	\$8,474.86	\$101,698
				7	\$50.1159	\$4,009.28	\$8,686.78	\$104,241
				8	\$51.3688	\$4,109.51	\$8,903.94	\$106,847
				9	\$52.6525	\$4,212.20	\$9,126.44	\$109,517
Senior Associate Engineer	184	UN	Exempt	1	\$55.1510	\$4,412.08	\$9,559.51	\$114,714
				2	\$56.5299	\$4,522.40	\$9,798.54	\$117,582
				3	\$57.9433	\$4,635.47	\$10,043.52	\$120,522
				4	\$59.3919	\$4,751.36	\$10,294.62	\$123,535
				5	\$60.8770	\$4,870.16	\$10,552.02	\$126,624

Inland Empire Utilities Agency

EXHIBIT 1

Salary Matrix

Effective November 27, 2022

Adopted November 16, 2022

Classification Title	Salary Range	Unit	FLSA	Step	Hourly	Biweekly	Monthly	Annually
Senior Associate Engineer	184	UN	Exempt	6	\$62.3986	\$4,991.89	\$10,815.77	\$129,789
				7	\$63.9582	\$5,116.66	\$11,086.10	\$133,033
				8	\$65.5568	\$5,244.55	\$11,363.20	\$136,358
				9	\$67.1962	\$5,375.70	\$11,647.35	\$139,768
Senior Associate Engineer - PE	185	UN	Exempt	1	\$57.9068	\$4,632.55	\$10,037.20	\$120,446
				2	\$59.3549	\$4,748.40	\$10,288.20	\$123,458
				3	\$60.8385	\$4,867.08	\$10,545.34	\$126,544
				4	\$62.3592	\$4,988.74	\$10,808.94	\$129,707
				5	\$63.9183	\$5,113.47	\$11,079.19	\$132,950
				6	\$65.5164	\$5,241.32	\$11,356.20	\$136,274
				7	\$67.1539	\$5,372.32	\$11,640.03	\$139,680
				8	\$68.8332	\$5,506.66	\$11,931.10	\$143,173
				9	\$70.5539	\$5,644.32	\$12,229.36	\$146,752
Senior Compost Operations and Maintenance Technician	181	GU	Non-exempt	1	\$47.6414	\$3,811.32	\$8,257.86	\$99,094
				2	\$48.8323	\$3,906.59	\$8,464.28	\$101,571
				3	\$50.0529	\$4,004.24	\$8,675.86	\$104,110
				4	\$51.3044	\$4,104.36	\$8,892.78	\$106,713
				5	\$52.5861	\$4,206.89	\$9,114.93	\$109,379
				6	\$53.9015	\$4,312.12	\$9,342.93	\$112,115
				7	\$55.2491	\$4,419.93	\$9,576.52	\$114,918
				8	\$56.6299	\$4,530.40	\$9,815.87	\$117,790
				9	\$58.0462	\$4,643.70	\$10,061.35	\$120,736
Senior Construction Project Inspector	182	UN	Exempt	1	\$50.0236	\$4,001.89	\$8,670.77	\$104,049
				2	\$51.2736	\$4,101.89	\$8,887.43	\$106,649
				3	\$52.5558	\$4,204.47	\$9,109.69	\$109,316
				4	\$53.8693	\$4,309.55	\$9,337.36	\$112,048
				5	\$55.2164	\$4,417.32	\$9,570.86	\$114,850
				6	\$56.5962	\$4,527.70	\$9,810.02	\$117,720
				7	\$58.0116	\$4,640.93	\$10,055.35	\$120,664
				8	\$59.4621	\$4,756.97	\$10,306.77	\$123,681
				9	\$60.9481	\$4,875.85	\$10,564.35	\$126,772
Senior Engineer	187	PR	Exempt	1	\$63.8428	\$5,107.43	\$11,066.10	\$132,793
				2	\$65.4385	\$5,235.08	\$11,342.68	\$136,112
				3	\$67.0746	\$5,365.97	\$11,626.27	\$139,515
				4	\$68.7515	\$5,500.12	\$11,916.93	\$143,003
				5	\$70.4698	\$5,637.59	\$12,214.78	\$146,577
				6	\$72.2318	\$5,778.55	\$12,520.20	\$150,242
				7	\$74.0375	\$5,923.00	\$12,833.17	\$153,998
				8	\$75.8885	\$6,071.08	\$13,154.01	\$157,848
				9	\$77.7861	\$6,222.89	\$13,482.93	\$161,795
Senior Environmental Resources Planner	184	UN	Exempt	1	\$55.1510	\$4,412.08	\$9,559.51	\$114,714
				2	\$56.5299	\$4,522.40	\$9,798.54	\$117,582
				3	\$57.9433	\$4,635.47	\$10,043.52	\$120,522
				4	\$59.3919	\$4,751.36	\$10,294.62	\$123,535
				5	\$60.8770	\$4,870.16	\$10,552.02	\$126,624

Inland Empire Utilities Agency

EXHIBIT 1

Salary Matrix

Effective November 27, 2022

Adopted November 16, 2022

Classification Title	Salary Range	Unit	FLSA	Step	Hourly	Biweekly	Monthly	Annually
Senior Environmental Resources Planner	184	UN	Exempt	6	\$62.3986	\$4,991.89	\$10,815.77	\$129,789
				7	\$63.9582	\$5,116.66	\$11,086.10	\$133,033
				8	\$65.5568	\$5,244.55	\$11,363.20	\$136,358
				9	\$67.1962	\$5,375.70	\$11,647.35	\$139,768
Senior External Affairs Specialist	180	UN	Exempt	1	\$45.3746	\$3,629.97	\$7,864.94	\$94,379
				2	\$46.5092	\$3,720.74	\$8,061.61	\$96,739
				3	\$47.6722	\$3,813.78	\$8,263.19	\$99,158
				4	\$48.8640	\$3,909.12	\$8,469.76	\$101,637
				5	\$50.0851	\$4,006.81	\$8,681.43	\$104,177
				6	\$51.3375	\$4,107.00	\$8,898.50	\$106,782
				7	\$52.6207	\$4,209.66	\$9,120.93	\$109,451
				8	\$53.9361	\$4,314.89	\$9,348.93	\$112,187
				9	\$55.2847	\$4,422.78	\$9,582.69	\$114,992
Senior Facilities Technician	180	GU	Non-exempt	1	\$45.3746	\$3,629.97	\$7,864.94	\$94,379
				2	\$46.5092	\$3,720.74	\$8,061.61	\$96,739
				3	\$47.6722	\$3,813.78	\$8,263.19	\$99,158
				4	\$48.8640	\$3,909.12	\$8,469.76	\$101,637
				5	\$50.0851	\$4,006.81	\$8,681.43	\$104,177
				6	\$51.3375	\$4,107.00	\$8,898.50	\$106,782
				7	\$52.6207	\$4,209.66	\$9,120.93	\$109,451
				8	\$53.9361	\$4,314.89	\$9,348.93	\$112,187
				9	\$55.2847	\$4,422.78	\$9,582.69	\$114,992
Senior Financial Analyst	183	PR	Exempt	1	\$52.5270	\$4,202.16	\$9,104.68	\$109,256
				2	\$53.8395	\$4,307.16	\$9,332.18	\$111,986
				3	\$55.1856	\$4,414.85	\$9,565.51	\$114,786
				4	\$56.5654	\$4,525.24	\$9,804.69	\$117,656
				5	\$57.9799	\$4,638.40	\$10,049.87	\$120,598
				6	\$59.4289	\$4,754.32	\$10,301.03	\$123,612
				7	\$60.9145	\$4,873.16	\$10,558.52	\$126,702
				8	\$62.4375	\$4,995.00	\$10,822.50	\$129,870
				9	\$63.9986	\$5,119.89	\$11,093.10	\$133,117
Senior Information Systems Analyst	182	PR	Exempt	1	\$50.0236	\$4,001.89	\$8,670.77	\$104,049
				2	\$51.2736	\$4,101.89	\$8,887.43	\$106,649
				3	\$52.5558	\$4,204.47	\$9,109.69	\$109,316
				4	\$53.8693	\$4,309.55	\$9,337.36	\$112,048
				5	\$55.2164	\$4,417.32	\$9,570.86	\$114,850
				6	\$56.5962	\$4,527.70	\$9,810.02	\$117,720
				7	\$58.0116	\$4,640.93	\$10,055.35	\$120,664
				8	\$59.4621	\$4,756.97	\$10,306.77	\$123,681
				9	\$60.9481	\$4,875.85	\$10,564.35	\$126,772
Senior Internal Auditor	182	PR	Exempt	1	\$50.0236	\$4,001.89	\$8,670.77	\$104,049
				2	\$51.2736	\$4,101.89	\$8,887.43	\$106,649
				3	\$52.5558	\$4,204.47	\$9,109.69	\$109,316
				4	\$53.8693	\$4,309.55	\$9,337.36	\$112,048
				5	\$55.2164	\$4,417.32	\$9,570.86	\$114,850
				6	\$56.5962	\$4,527.70	\$9,810.02	\$117,720

Inland Empire Utilities Agency

EXHIBIT 1

Salary Matrix

Effective November 27, 2022

Adopted November 16, 2022

Classification Title	Salary Range	Unit	FLSA	Step	Hourly	Biweekly	Monthly	Annually
Senior Internal Auditor	182	PR	Exempt	7	\$58.0116	\$4,640.93	\$10,055.35	\$120,664
				8	\$59.4621	\$4,756.97	\$10,306.77	\$123,681
				9	\$60.9481	\$4,875.85	\$10,564.35	\$126,772
Senior Inventory Analyst	182	PR	Exempt	1	\$50.0236	\$4,001.89	\$8,670.77	\$104,049
				2	\$51.2736	\$4,101.89	\$8,887.43	\$106,649
				3	\$52.5558	\$4,204.47	\$9,109.69	\$109,316
				4	\$53.8693	\$4,309.55	\$9,337.36	\$112,048
				5	\$55.2164	\$4,417.32	\$9,570.86	\$114,850
				6	\$56.5962	\$4,527.70	\$9,810.02	\$117,720
				7	\$58.0116	\$4,640.93	\$10,055.35	\$120,664
				8	\$59.4621	\$4,756.97	\$10,306.77	\$123,681
				9	\$60.9481	\$4,875.85	\$10,564.35	\$126,772
Senior Management Analyst	182	PR	Exempt	1	\$50.0236	\$4,001.89	\$8,670.77	\$104,049
				2	\$51.2736	\$4,101.89	\$8,887.43	\$106,649
				3	\$52.5558	\$4,204.47	\$9,109.69	\$109,316
				4	\$53.8693	\$4,309.55	\$9,337.36	\$112,048
				5	\$55.2164	\$4,417.32	\$9,570.86	\$114,850
				6	\$56.5962	\$4,527.70	\$9,810.02	\$117,720
				7	\$58.0116	\$4,640.93	\$10,055.35	\$120,664
				8	\$59.4621	\$4,756.97	\$10,306.77	\$123,681
				9	\$60.9481	\$4,875.85	\$10,564.35	\$126,772
Senior Operations Specialist	184	UN	Exempt	1	\$55.1510	\$4,412.08	\$9,559.51	\$114,714
				2	\$56.5299	\$4,522.40	\$9,798.54	\$117,582
				3	\$57.9433	\$4,635.47	\$10,043.52	\$120,522
				4	\$59.3919	\$4,751.36	\$10,294.62	\$123,535
				5	\$60.8770	\$4,870.16	\$10,552.02	\$126,624
				6	\$62.3986	\$4,991.89	\$10,815.77	\$129,789
				7	\$63.9582	\$5,116.66	\$11,086.10	\$133,033
				8	\$65.5568	\$5,244.55	\$11,363.20	\$136,358
				9	\$67.1962	\$5,375.70	\$11,647.35	\$139,768
Senior Policy Advisor	188	UN	Exempt	1	\$67.0318	\$5,362.55	\$11,618.86	\$139,426
				2	\$68.7082	\$5,496.66	\$11,909.43	\$142,913
				3	\$70.4260	\$5,634.08	\$12,207.18	\$146,486
				4	\$72.1861	\$5,774.89	\$12,512.27	\$150,147
				5	\$73.9909	\$5,919.28	\$12,825.11	\$153,901
				6	\$75.8404	\$6,067.24	\$13,145.69	\$157,748
				7	\$77.7371	\$6,218.97	\$13,474.44	\$161,693
				8	\$79.6803	\$6,374.43	\$13,811.27	\$165,735
				9	\$81.6722	\$6,533.78	\$14,156.53	\$169,878
Senior Policy Advisor (Y-Rated; Hired Before 1/23/2022)	207	UN	Exempt	1	\$87.4193	\$6,993.55	\$15,152.70	\$181,832
Senior Pretreatment & Source Control Inspector	180	GU	Non-exempt	1	\$45.3746	\$3,629.97	\$7,864.94	\$94,379
				2	\$46.5092	\$3,720.74	\$8,061.61	\$96,739
				3	\$47.6722	\$3,813.78	\$8,263.19	\$99,158

Inland Empire Utilities Agency

EXHIBIT 1

Salary Matrix

Effective November 27, 2022

Adopted November 16, 2022

Classification Title	Salary Range	Unit	FLSA	Step	Hourly	Biweekly	Monthly	Annually
Senior Pretreatment & Source Control Inspector	180	GU	Non-exempt	4	\$48.8640	\$3,909.12	\$8,469.76	\$101,637
				5	\$50.0851	\$4,006.81	\$8,681.43	\$104,177
				6	\$51.3375	\$4,107.00	\$8,898.50	\$106,782
				7	\$52.6207	\$4,209.66	\$9,120.93	\$109,451
				8	\$53.9361	\$4,314.89	\$9,348.93	\$112,187
				9	\$55.2847	\$4,422.78	\$9,582.69	\$114,992
Senior Project Manager	187	PR	Exempt	1	\$63.8428	\$5,107.43	\$11,066.10	\$132,793
				2	\$65.4385	\$5,235.08	\$11,342.68	\$136,112
				3	\$67.0746	\$5,365.97	\$11,626.27	\$139,515
				4	\$68.7515	\$5,500.12	\$11,916.93	\$143,003
				5	\$70.4698	\$5,637.59	\$12,214.78	\$146,577
				6	\$72.2318	\$5,778.55	\$12,520.20	\$150,242
				7	\$74.0375	\$5,923.00	\$12,833.17	\$153,998
				8	\$75.8885	\$6,071.08	\$13,154.01	\$157,848
				9	\$77.7861	\$6,222.89	\$13,482.93	\$161,795
Senior Wastewater Treatment Plant Operator	181	OP	Non-exempt	1	\$47.6414	\$3,811.32	\$8,257.86	\$99,094
				2	\$48.8323	\$3,906.59	\$8,464.28	\$101,571
				3	\$50.0529	\$4,004.24	\$8,675.86	\$104,110
				4	\$51.3044	\$4,104.36	\$8,892.78	\$106,713
				5	\$52.5861	\$4,206.89	\$9,114.93	\$109,379
				6	\$53.9015	\$4,312.12	\$9,342.93	\$112,115
				7	\$55.2491	\$4,419.93	\$9,576.52	\$114,918
				8	\$56.6299	\$4,530.40	\$9,815.87	\$117,790
				9	\$58.0462	\$4,643.70	\$10,061.35	\$120,736
Senior Water Plant Operator	181	OP	Non-exempt	1	\$47.6414	\$3,811.32	\$8,257.86	\$99,094
				2	\$48.8323	\$3,906.59	\$8,464.28	\$101,571
				3	\$50.0529	\$4,004.24	\$8,675.86	\$104,110
				4	\$51.3044	\$4,104.36	\$8,892.78	\$106,713
				5	\$52.5861	\$4,206.89	\$9,114.93	\$109,379
				6	\$53.9015	\$4,312.12	\$9,342.93	\$112,115
				7	\$55.2491	\$4,419.93	\$9,576.52	\$114,918
				8	\$56.6299	\$4,530.40	\$9,815.87	\$117,790
				9	\$58.0462	\$4,643.70	\$10,061.35	\$120,736
Senior Water Resources Analyst	184	PR	Exempt	1	\$55.1510	\$4,412.08	\$9,559.51	\$114,714
				2	\$56.5299	\$4,522.40	\$9,798.54	\$117,582
				3	\$57.9433	\$4,635.47	\$10,043.52	\$120,522
				4	\$59.3919	\$4,751.36	\$10,294.62	\$123,535
				5	\$60.8770	\$4,870.16	\$10,552.02	\$126,624
				6	\$62.3986	\$4,991.89	\$10,815.77	\$129,789
				7	\$63.9582	\$5,116.66	\$11,086.10	\$133,033
				8	\$65.5568	\$5,244.55	\$11,363.20	\$136,358
				9	\$67.1962	\$5,375.70	\$11,647.35	\$139,768
Source Control/Environmental Resources Supervisor	187	SU	Exempt	1	\$63.8428	\$5,107.43	\$11,066.10	\$132,793
				2	\$65.4385	\$5,235.08	\$11,342.68	\$136,112

Inland Empire Utilities Agency

EXHIBIT 1

Salary Matrix

Effective November 27, 2022

Adopted November 16, 2022

Classification Title	Salary Range	Unit	FLSA	Step	Hourly	Biweekly	Monthly	Annually
Source Control/Environmental Resources Supervisor	187	SU	Exempt	3	\$67.0746	\$5,365.97	\$11,626.27	\$139,515
				4	\$68.7515	\$5,500.12	\$11,916.93	\$143,003
				5	\$70.4698	\$5,637.59	\$12,214.78	\$146,577
				6	\$72.2318	\$5,778.55	\$12,520.20	\$150,242
				7	\$74.0375	\$5,923.00	\$12,833.17	\$153,998
				8	\$75.8885	\$6,071.08	\$13,154.01	\$157,848
Supervisor - Environmental Compliance & Energy	188	SU	Exempt	9	\$77.7861	\$6,222.89	\$13,482.93	\$161,795
				1	\$67.0318	\$5,362.55	\$11,618.86	\$139,426
				2	\$68.7082	\$5,496.66	\$11,909.43	\$142,913
				3	\$70.4260	\$5,634.08	\$12,207.18	\$146,486
				4	\$72.1861	\$5,774.89	\$12,512.27	\$150,147
				5	\$73.9909	\$5,919.28	\$12,825.11	\$153,901
				6	\$75.8404	\$6,067.24	\$13,145.69	\$157,748
				7	\$77.7371	\$6,218.97	\$13,474.44	\$161,693
				8	\$79.6803	\$6,374.43	\$13,811.27	\$165,735
Systems Administrator	181	PR	Exempt	9	\$81.6722	\$6,533.78	\$14,156.53	\$169,878
				1	\$47.6414	\$3,811.32	\$8,257.86	\$99,094
				2	\$48.8323	\$3,906.59	\$8,464.28	\$101,571
				3	\$50.0529	\$4,004.24	\$8,675.86	\$104,110
				4	\$51.3044	\$4,104.36	\$8,892.78	\$106,713
				5	\$52.5861	\$4,206.89	\$9,114.93	\$109,379
				6	\$53.9015	\$4,312.12	\$9,342.93	\$112,115
				7	\$55.2491	\$4,419.93	\$9,576.52	\$114,918
				8	\$56.6299	\$4,530.40	\$9,815.87	\$117,790
Technology Specialist I	178	GU	Non-exempt	9	\$58.0462	\$4,643.70	\$10,061.35	\$120,736
				1	\$41.1553	\$3,292.43	\$7,133.60	\$85,603
				2	\$42.1842	\$3,374.74	\$7,311.94	\$87,743
				3	\$43.2390	\$3,459.12	\$7,494.76	\$89,937
				4	\$44.3193	\$3,545.55	\$7,682.03	\$92,184
				5	\$45.4279	\$3,634.24	\$7,874.19	\$94,490
				6	\$46.5630	\$3,725.04	\$8,070.92	\$96,851
				7	\$47.7275	\$3,818.20	\$8,272.77	\$99,273
				8	\$48.9207	\$3,913.66	\$8,479.60	\$101,755
Technology Specialist II	180	GU	Non-exempt	9	\$50.1433	\$4,011.47	\$8,691.52	\$104,298
				1	\$45.3746	\$3,629.97	\$7,864.94	\$94,379
				2	\$46.5092	\$3,720.74	\$8,061.61	\$96,739
				3	\$47.6722	\$3,813.78	\$8,263.19	\$99,158
				4	\$48.8640	\$3,909.12	\$8,469.76	\$101,637
				5	\$50.0851	\$4,006.81	\$8,681.43	\$104,177
				6	\$51.3375	\$4,107.00	\$8,898.50	\$106,782
				7	\$52.6207	\$4,209.66	\$9,120.93	\$109,451
				8	\$53.9361	\$4,314.89	\$9,348.93	\$112,187
Technology Specialist III	182	GU	Non-exempt	9	\$55.2847	\$4,422.78	\$9,582.69	\$114,992
				1	\$50.0236	\$4,001.89	\$8,670.77	\$104,049
				2	\$51.2736	\$4,101.89	\$8,887.43	\$106,649

Inland Empire Utilities Agency

EXHIBIT 1

Salary Matrix

Effective November 27, 2022

Adopted November 16, 2022

Classification Title	Salary Range	Unit	FLSA	Step	Hourly	Biweekly	Monthly	Annually
Technology Specialist III	182	GU	Non-exempt	3	\$52.5558	\$4,204.47	\$9,109.69	\$109,316
				4	\$53.8693	\$4,309.55	\$9,337.36	\$112,048
				5	\$55.2164	\$4,417.32	\$9,570.86	\$114,850
				6	\$56.5962	\$4,527.70	\$9,810.02	\$117,720
				7	\$58.0116	\$4,640.93	\$10,055.35	\$120,664
				8	\$59.4621	\$4,756.97	\$10,306.77	\$123,681
				9	\$60.9481	\$4,875.85	\$10,564.35	\$126,772
Warehouse Supervisor	185	SU	Exempt	1	\$57.9068	\$4,632.55	\$10,037.20	\$120,446
				2	\$59.3549	\$4,748.40	\$10,288.20	\$123,458
				3	\$60.8385	\$4,867.08	\$10,545.34	\$126,544
				4	\$62.3592	\$4,988.74	\$10,808.94	\$129,707
				5	\$63.9183	\$5,113.47	\$11,079.19	\$132,950
				6	\$65.5164	\$5,241.32	\$11,356.20	\$136,274
				7	\$67.1539	\$5,372.32	\$11,640.03	\$139,680
				8	\$68.8332	\$5,506.66	\$11,931.10	\$143,173
				9	\$70.5539	\$5,644.32	\$12,229.36	\$146,752
Warehouse Technician	171	GU	Non-exempt	1	\$29.2539	\$2,340.32	\$5,070.70	\$60,848
				2	\$29.9851	\$2,398.81	\$5,197.43	\$62,369
				3	\$30.7347	\$2,458.78	\$5,327.36	\$63,928
				4	\$31.5029	\$2,520.24	\$5,460.52	\$65,526
				5	\$32.2914	\$2,583.32	\$5,597.20	\$67,166
				6	\$33.0981	\$2,647.85	\$5,737.01	\$68,844
				7	\$33.9260	\$2,714.08	\$5,880.51	\$70,566
				8	\$34.7736	\$2,781.89	\$6,027.43	\$72,329
				9	\$35.6433	\$2,851.47	\$6,178.19	\$74,138
Wastewater Treatment Plant Operator I	174	OP	Non-exempt	1	\$33.8621	\$2,708.97	\$5,869.44	\$70,433
				2	\$34.7087	\$2,776.70	\$6,016.19	\$72,194
				3	\$35.5765	\$2,846.12	\$6,166.60	\$73,999
				4	\$36.4659	\$2,917.28	\$6,320.78	\$75,849
				5	\$37.3775	\$2,990.20	\$6,478.77	\$77,745
				6	\$38.3121	\$3,064.97	\$6,640.77	\$79,689
				7	\$39.2698	\$3,141.59	\$6,806.78	\$81,681
				8	\$40.2515	\$3,220.12	\$6,976.93	\$83,723
				9	\$41.2577	\$3,300.62	\$7,151.35	\$85,816
Wastewater Treatment Plant Operator II	176	OP	Non-exempt	1	\$37.3294	\$2,986.36	\$6,470.45	\$77,645
				2	\$38.2630	\$3,061.04	\$6,632.26	\$79,587
				3	\$39.2188	\$3,137.51	\$6,797.94	\$81,575
				4	\$40.2000	\$3,216.00	\$6,968.00	\$83,616
				5	\$41.2049	\$3,296.40	\$7,142.20	\$85,706
				6	\$42.2351	\$3,378.81	\$7,320.76	\$87,849
				7	\$43.2909	\$3,463.28	\$7,503.78	\$90,045
				8	\$44.3731	\$3,549.85	\$7,691.35	\$92,296
				9	\$45.4827	\$3,638.62	\$7,883.68	\$94,604
Wastewater Treatment Plant Operator III	178	OP	Non-exempt	1	\$41.1553	\$3,292.43	\$7,133.60	\$85,603
				2	\$42.1842	\$3,374.74	\$7,311.94	\$87,743
				3	\$43.2390	\$3,459.12	\$7,494.76	\$89,937

Inland Empire Utilities Agency

EXHIBIT 1

Salary Matrix

Effective November 27, 2022

Adopted November 16, 2022

Classification Title	Salary Range	Unit	FLSA	Step	Hourly	Biweekly	Monthly	Annually
Wastewater Treatment Plant Operator III	178	OP	Non-exempt	4	\$44.3193	\$3,545.55	\$7,682.03	\$92,184
				5	\$45.4279	\$3,634.24	\$7,874.19	\$94,490
				6	\$46.5630	\$3,725.04	\$8,070.92	\$96,851
				7	\$47.7275	\$3,818.20	\$8,272.77	\$99,273
				8	\$48.9207	\$3,913.66	\$8,479.60	\$101,755
				9	\$50.1433	\$4,011.47	\$8,691.52	\$104,298
Wastewater Treatment Plant Operator IV, V	180	OP	Non-exempt	1	\$45.3746	\$3,629.97	\$7,864.94	\$94,379
				2	\$46.5092	\$3,720.74	\$8,061.61	\$96,739
				3	\$47.6722	\$3,813.78	\$8,263.19	\$99,158
				4	\$48.8640	\$3,909.12	\$8,469.76	\$101,637
				5	\$50.0851	\$4,006.81	\$8,681.43	\$104,177
				6	\$51.3375	\$4,107.00	\$8,898.50	\$106,782
				7	\$52.6207	\$4,209.66	\$9,120.93	\$109,451
				8	\$53.9361	\$4,314.89	\$9,348.93	\$112,187
				9	\$55.2847	\$4,422.78	\$9,582.69	\$114,992
Wastewater Treatment Plant Operator-in-Training	171	OP	Non-exempt	1	\$29.2539	\$2,340.32	\$5,070.70	\$60,848
				2	\$29.9851	\$2,398.81	\$5,197.43	\$62,369
				3	\$30.7347	\$2,458.78	\$5,327.36	\$63,928
				4	\$31.5029	\$2,520.24	\$5,460.52	\$65,526
				5	\$32.2914	\$2,583.32	\$5,597.20	\$67,166
				6	\$33.0981	\$2,647.85	\$5,737.01	\$68,844
				7	\$33.9260	\$2,714.08	\$5,880.51	\$70,566
				8	\$34.7736	\$2,781.89	\$6,027.43	\$72,329
				9	\$35.6433	\$2,851.47	\$6,178.19	\$74,138
Water Plant Operator I	174	OP	Non-exempt	1	\$33.8621	\$2,708.97	\$5,869.44	\$70,433
				2	\$34.7087	\$2,776.70	\$6,016.19	\$72,194
				3	\$35.5765	\$2,846.12	\$6,166.60	\$73,999
				4	\$36.4659	\$2,917.28	\$6,320.78	\$75,849
				5	\$37.3775	\$2,990.20	\$6,478.77	\$77,745
				6	\$38.3121	\$3,064.97	\$6,640.77	\$79,689
				7	\$39.2698	\$3,141.59	\$6,806.78	\$81,681
				8	\$40.2515	\$3,220.12	\$6,976.93	\$83,723
				9	\$41.2577	\$3,300.62	\$7,151.35	\$85,816
Water Plant Operator II	176	OP	Non-exempt	1	\$37.3294	\$2,986.36	\$6,470.45	\$77,645
				2	\$38.2630	\$3,061.04	\$6,632.26	\$79,587
				3	\$39.2188	\$3,137.51	\$6,797.94	\$81,575
				4	\$40.2000	\$3,216.00	\$6,968.00	\$83,616
				5	\$41.2049	\$3,296.40	\$7,142.20	\$85,706
				6	\$42.2351	\$3,378.81	\$7,320.76	\$87,849
				7	\$43.2909	\$3,463.28	\$7,503.78	\$90,045
				8	\$44.3731	\$3,549.85	\$7,691.35	\$92,296
				9	\$45.4827	\$3,638.62	\$7,883.68	\$94,604
Water Plant Operator III	178	OP	Non-exempt	1	\$41.1553	\$3,292.43	\$7,133.60	\$85,603
				2	\$42.1842	\$3,374.74	\$7,311.94	\$87,743
				3	\$43.2390	\$3,459.12	\$7,494.76	\$89,937

Inland Empire Utilities Agency

EXHIBIT 1

Salary Matrix

Effective November 27, 2022

Adopted November 16, 2022

Classification Title	Salary Range	Unit	FLSA	Step	Hourly	Biweekly	Monthly	Annually
Water Plant Operator III	178	OP	Non-exempt	4	\$44.3193	\$3,545.55	\$7,682.03	\$92,184
				5	\$45.4279	\$3,634.24	\$7,874.19	\$94,490
				6	\$46.5630	\$3,725.04	\$8,070.92	\$96,851
				7	\$47.7275	\$3,818.20	\$8,272.77	\$99,273
				8	\$48.9207	\$3,913.66	\$8,479.60	\$101,755
				9	\$50.1433	\$4,011.47	\$8,691.52	\$104,298
Water Plant Operator IV, V	180	OP	Non-exempt	1	\$45.3746	\$3,629.97	\$7,864.94	\$94,379
				2	\$46.5092	\$3,720.74	\$8,061.61	\$96,739
				3	\$47.6722	\$3,813.78	\$8,263.19	\$99,158
				4	\$48.8640	\$3,909.12	\$8,469.76	\$101,637
				5	\$50.0851	\$4,006.81	\$8,681.43	\$104,177
				6	\$51.3375	\$4,107.00	\$8,898.50	\$106,782
				7	\$52.6207	\$4,209.66	\$9,120.93	\$109,451
				8	\$53.9361	\$4,314.89	\$9,348.93	\$112,187
				9	\$55.2847	\$4,422.78	\$9,582.69	\$114,992
Z-Not in Use	165	(blank)	(blank)	1	\$21.8347	\$1,746.78	\$3,784.69	\$45,416
				2	\$22.3803	\$1,790.43	\$3,879.27	\$46,551
				3	\$22.9400	\$1,835.20	\$3,976.27	\$47,715
				4	\$23.5135	\$1,881.08	\$4,075.68	\$48,908
				5	\$24.1015	\$1,928.12	\$4,177.60	\$50,131
				6	\$24.7034	\$1,976.28	\$4,281.94	\$51,383
				7	\$25.3217	\$2,025.74	\$4,389.11	\$52,669
				8	\$25.9544	\$2,076.36	\$4,498.78	\$53,985
				9	\$26.6034	\$2,128.28	\$4,611.28	\$55,335
	167	(blank)	(blank)	1	\$24.0707	\$1,925.66	\$4,172.27	\$50,067
				2	\$24.6722	\$1,973.78	\$4,276.53	\$51,318
				3	\$25.2895	\$2,023.16	\$4,383.52	\$52,602
				4	\$25.9212	\$2,073.70	\$4,493.02	\$53,916
				5	\$26.5693	\$2,125.55	\$4,605.36	\$55,264
				6	\$27.2332	\$2,178.66	\$4,720.43	\$56,645
				7	\$27.9145	\$2,233.16	\$4,838.52	\$58,062
				8	\$28.6121	\$2,288.97	\$4,959.44	\$59,513
				9	\$29.3270	\$2,346.16	\$5,083.35	\$61,000
168	(blank)	(blank)	1	\$25.2722	\$2,021.78	\$4,380.53	\$52,566	
			2	\$25.9039	\$2,072.32	\$4,490.03	\$53,880	
			3	\$26.5510	\$2,124.08	\$4,602.18	\$55,226	
			4	\$27.2145	\$2,177.16	\$4,717.18	\$56,606	
			5	\$27.8948	\$2,231.59	\$4,835.12	\$58,021	
			6	\$28.5928	\$2,287.43	\$4,956.10	\$59,473	
			7	\$29.3073	\$2,344.59	\$5,079.95	\$60,959	
			8	\$30.0400	\$2,403.20	\$5,206.94	\$62,483	
			9	\$30.7914	\$2,463.32	\$5,337.20	\$64,046	
169	(blank)	(blank)	1	\$26.5337	\$2,122.70	\$4,599.19	\$55,190	
			2	\$27.1967	\$2,175.74	\$4,714.11	\$56,569	
			3	\$27.8765	\$2,230.12	\$4,831.93	\$57,983	
			4	\$28.5741	\$2,285.93	\$4,952.85	\$59,434	

Inland Empire Utilities Agency

EXHIBIT 1

Salary Matrix

Effective November 27, 2022

Adopted November 16, 2022

Classification Title	Salary Range	Unit	FLSA	Step	Hourly	Biweekly	Monthly	Annually
Z-Not in Use	169	(blank)	(blank)	5	\$29.2880	\$2,343.04	\$5,076.59	\$60,919
				6	\$30.0202	\$2,401.62	\$5,203.51	\$62,442
				7	\$30.7707	\$2,461.66	\$5,333.60	\$64,003
				8	\$31.5400	\$2,523.20	\$5,466.94	\$65,603
				9	\$32.3284	\$2,586.28	\$5,603.61	\$67,243
				1	\$70.3832	\$5,630.66	\$12,199.77	\$146,397
				2	\$72.1433	\$5,771.47	\$12,504.86	\$150,058
				3	\$73.9467	\$5,915.74	\$12,817.44	\$153,809
				4	\$75.7957	\$6,063.66	\$13,137.93	\$157,655
5	\$77.6900	\$6,215.20	\$13,466.27	\$161,595				
6	\$79.6323	\$6,370.59	\$13,802.95	\$165,635				
7	\$81.6226	\$6,529.81	\$14,147.93	\$169,775				
8	\$83.6635	\$6,693.08	\$14,501.68	\$174,020				
9	\$85.7553	\$6,860.43	\$14,864.27	\$178,371				
	189	(blank)	(blank)	1	\$77.5962	\$6,207.70	\$13,450.02	\$161,400
				2	\$79.5361	\$6,362.89	\$13,786.27	\$165,435
				3	\$81.5246	\$6,521.97	\$14,130.94	\$169,571
				4	\$83.5621	\$6,684.97	\$14,484.11	\$173,809
				5	\$85.6510	\$6,852.08	\$14,846.18	\$178,154
				6	\$87.7924	\$7,023.40	\$15,217.37	\$182,608
				7	\$89.9871	\$7,198.97	\$15,597.77	\$187,173
				8	\$92.2371	\$7,378.97	\$15,987.77	\$191,853
				9	\$94.5428	\$7,563.43	\$16,387.44	\$196,649
	191	(blank)	(blank)	1	\$99.0366	\$7,922.93	\$17,166.35	\$205,996
				2	\$101.5121	\$8,120.97	\$17,595.44	\$211,145
				3	\$104.0500	\$8,324.00	\$18,035.34	\$216,424
				4	\$106.6515	\$8,532.12	\$18,486.26	\$221,835
				5	\$109.3174	\$8,745.40	\$18,948.37	\$227,380
				6	\$112.0505	\$8,964.04	\$19,422.09	\$233,065
				7	\$114.8525	\$9,188.20	\$19,907.77	\$238,893
				8	\$117.7231	\$9,417.85	\$20,405.35	\$244,864
				9	\$120.6664	\$9,653.32	\$20,915.53	\$250,986
	196	(blank)	(blank)	1	\$109.1866	\$8,734.93	\$18,925.69	\$227,108
				2	\$111.9164	\$8,953.32	\$19,398.86	\$232,786
				3	\$114.7140	\$9,177.12	\$19,883.76	\$238,605
				4	\$117.5818	\$9,406.55	\$20,380.86	\$244,570
				5	\$120.5212	\$9,641.70	\$20,890.35	\$250,684
				6	\$123.5337	\$9,882.70	\$21,412.52	\$256,950
				7	\$126.6231	\$10,129.85	\$21,948.01	\$263,376
				8	\$129.7880	\$10,383.04	\$22,496.59	\$269,959
				9	\$133.0327	\$10,642.62	\$23,059.01	\$276,708
	198	(blank)	(blank)	1	\$126.1803	\$10,094.43	\$21,871.27	\$262,455
				2	\$129.3351	\$10,346.81	\$22,418.09	\$269,017
				3	\$132.5683	\$10,605.47	\$22,978.52	\$275,742
				4	\$135.8827	\$10,870.62	\$23,553.01	\$282,636
				5	\$139.2794	\$11,142.36	\$24,141.78	\$289,701
	200	(blank)	(blank)	1	\$126.1803	\$10,094.43	\$21,871.27	\$262,455
				2	\$129.3351	\$10,346.81	\$22,418.09	\$269,017
				3	\$132.5683	\$10,605.47	\$22,978.52	\$275,742
				4	\$135.8827	\$10,870.62	\$23,553.01	\$282,636
				5	\$139.2794	\$11,142.36	\$24,141.78	\$289,701

Inland Empire Utilities Agency

Salary Matrix

Effective November 27, 2022

Adopted November 16, 2022

Classification Title	Salary Range	Unit	FLSA	Step	Hourly	Biweekly	Monthly	Annually
Z-Not in Use	200	(blank)	(blank)	6	\$142.7611	\$11,420.89	\$24,745.27	\$296,943
				7	\$146.3303	\$11,706.43	\$25,363.94	\$304,367
				8	\$149.9890	\$11,999.12	\$25,998.10	\$311,977
				9	\$153.7380	\$12,299.04	\$26,647.92	\$319,775

Note:

1. Incumbent Procurement Specialist I reclassified to Procurement Specialist II on 7/1/18 shall be exempt.