



**AGENDA  
MEETING OF THE  
INLAND EMPIRE UTILITIES AGENCY\*  
BOARD OF DIRECTORS**

**WEDNESDAY, OCTOBER 19, 2022  
10:00 A.M.**

**AGENCY HEADQUARTERS  
BOARD ROOM  
6075 KIMBALL AVENUE, BUILDING A  
CHINO, CALIFORNIA 91708  
VIEW THE MEETING LIVE ONLINE AT IEUA.ORG  
TELEPHONE ACCESS: (415) 856-9169 / Conf Code: 885 499 122#**

PURSUANT TO AB361 AND RESOLUTION NO. 2022-9-3, ADOPTED BY THE IEUA BOARD OF DIRECTORS ON SEPTEMBER 21, 2022, IEUA BOARD AND COMMITTEE MEETINGS WILL CONTINUE TO BE CONDUCTED THROUGH TELECONFERENCE IN AN EFFORT TO PROTECT PUBLIC HEALTH AND PREVENT THE SPREAD OF COVID-19.

The public may participate and provide public comment during the meeting by dialing the number provided above. Comments may also be submitted by email to the Board Secretary/Office Manager Denise Garzaro at [dgarzaro@ieua.org](mailto:dgarzaro@ieua.org) prior to the completion of the Public Comment section of the meeting. Comments will be distributed to the Board of Directors.

**CALL TO ORDER OF THE INLAND EMPIRE UTILITIES AGENCY BOARD OF DIRECTORS MEETING**

**FLAG SALUTE**

**PUBLIC COMMENT**

Members of the public may address the Board on any item that is within the jurisdiction of the Board; however, no action may be taken on any item not appearing on the agenda unless the action is otherwise authorized by Subdivision (b) of Section 54954.2 of the Government Code. Those persons wishing to address the Board on any matter, whether or not it appears on the agenda, are requested to email the Board Secretary/Office Manager prior to the public comment section or request to address the Board during the public comments section of the meeting. Comments will be limited to three minutes per speaker. Thank you.

**ADDITIONS TO THE AGENDA**

In accordance with Section 54954.2 of the Government Code (Brown Act), additions to the agenda require two-thirds vote of the legislative body, or, if less than two-thirds of the members are present, a unanimous vote of those members present, that there is a need to take immediate action and that the need for action came to the attention of the local agency subsequent to the agenda being posted.

\*A Municipal Water District

## **NEW, PROMOTED AND RECLASSIFIED EMPLOYEE INTRODUCTIONS**

### **1. CONSENT ITEMS**

NOTICE: All matters listed under the Consent Calendar are considered to be routine and non-controversial and will be acted upon by the Board by one motion in the form listed below. There will be no separate discussion on these items prior to the time the Board votes unless any Board members, staff or the public requests specific items be discussed and/or removed from the Consent Calendar for separate action.

#### **A. MINUTES**

Approve minutes of the September 7, 2022 and September 21, 2022 Board Meetings.

#### **B. ADOPTION OF RESOLUTION NO. 2022-10-1, MAKING CERTAIN FINDINGS AND DETERMINATIONS REGARDING SPECIAL RULES FOR CONDUCTING MEETINGS THROUGH TELECONFERENCE**

Staff recommends that the Board adopt Resolution No. 2022-10-1, making certain findings and determinations regarding special rules for conducting meetings through teleconference.

#### **C. REPORT ON GENERAL DISBURSEMENTS**

Staff recommends that the Board approve the total disbursements for the month of August 2022, in the amount of \$22,911,753.35.

#### **D. RECYCLED WATER AND SEWAGE SYSTEMS' HYDRAULIC MODELING MASTER SERVICE CONTRACT AWARD**

Staff recommends that the Board:

1. Approve the master services contract award for Hydraulic Modeling to Carollo Engineers, Inc. for a not-to-exceed amount of \$500,000; and
2. Authorize the General Manager to execute the contract, subject to non-substantive changes.

#### **E. ADOPTION OF RESOLUTION NO. 2022-10-2, AMENDING THE AGENCY'S SALARY SCHEDULE/MATRIX FOR ALL GROUPS**

Staff recommends that the Board adopt Resolution No. 2022-10-2, amending the Agency's Salary Schedule/Matrix for all groups.

### **2. ACTION ITEM**

#### **A. IEUA-CITY OF RIALTO RECYCLED WATER PURCHASE AGREEMENT TERM SHEET**

Staff recommends that the Board:

1. Approve the IEUA-City of Rialto Recycled Water Purchase Agreement Term Sheet for acquiring recycled water supplies from the City of Rialto; and
2. Authorize the General Manager to execute the agreement, subject to non-substantive changes.



### **3. INFORMATION ITEMS**

- A. **UPDATE ON STATE WATER PROJECT DEPENDENT AREAS (POWERPOINT)**
- B. **PRADO DAM RAISING: IMPACTS TO CHINO BASIN (POWERPOINT)**
- C. **LEVEL 1 EMERGENCY – 8 INCH PRIMARY SLUDGE PIPELINE LEAK (POWERPOINT)**
- D. **ENGINEERING AND CONSTRUCTION MANAGEMENT PROJECT UPDATES (POWERPOINT)**

#### **RECEIVE AND FILE INFORMATION ITEMS**

- E. **FEDERAL LEGISLATIVE REPORT FROM CARPI AND CLAY (WRITTEN)**
- F. **STATE LEGISLATIVE REPORT AND MATRIX FROM WEST COAST ADVISORS (WRITTEN)**
- G. **PUBLIC OUTREACH AND COMMUNICATION (WRITTEN)**
- H. **OPERATIONS AND MAINTENANCE QUARTERLY UPDATE (POWERPOINT)**
- I. **PLANNING & RESOURCES ANNUAL REPORT & ANNUAL ENERGY REPORT (WRITTEN/POWERPOINT)**
- J. **RP-5 EXPANSION PROJECT UPDATE – OCTOBER 2022 (POWERPOINT)**
- K. **TREASURER'S REPORT OF FINANCIAL AFFAIRS (WRITTEN/POWERPOINT)**

### **4. AGENCY REPRESENTATIVES' REPORTS**

- A. **SANTA ANA WATERSHED PROJECT AUTHORITY REPORT (WRITTEN)**  
October 4, 2022 and October 18, 2022 SAWPA Commission meetings
- B. **METROPOLITAN WATER DISTRICT OF SOUTHERN CALIFORNIA REPORT (WRITTEN)**  
October 11, 2022 MWD Board meeting
- C. **REGIONAL SEWERAGE PROGRAM POLICY COMMITTEE REPORT (WRITTEN)**  
October 6, 2022 Regional Sewerage Program Policy Committee meeting
- D. **CHINO BASIN WATERMASTER REPORT (WRITTEN)**  
September 22, 2022 Chino Basin Watermaster Board meeting

**E. CHINO BASIN DESALTER AUTHORITY REPORT (WRITTEN)**

October 6, 2022 CDA Board meeting

**F. INLAND EMPIRE REGIONAL COMPOSTING AUTHORITY REPORT**

The next IERCA Board meeting is scheduled for November 7, 2022.

**5. GENERAL MANAGER'S REPORT (WRITTEN)**

**6. BOARD OF DIRECTORS' REQUESTED FUTURE AGENDA ITEMS**

**7. DIRECTORS' COMMENTS**

**A. CONFERENCE REPORTS**

This is the time and place for the Members of the Board to report on prescheduled Committee/District Representative Assignment meetings, which were held since the last regular Board meeting, and/or any other items of interest.

**8. CLOSED SESSION**

**A. PURSUANT TO GOVERNMENT CODE SECTION 54956.9(d)(2)(e)1  
CONFERENCE WITH LEGAL COUNSEL - ANTICIPATED LITIGATION**

Three Cases

**B. PURSUANT TO GOVERNMENT CODE SECTIONS 54957 AND 54957.6  
– PUBLIC EMPLOYEE PERFORMANCE EVALUATION**

1. Manager of Internal Audit
2. General Manager
3. Board Secretary/Office Manager

**ADJOURN**

**Declaration of Posting**

I, Denise Garzaro, CMC, Board Secretary/Office Manager of the Inland Empire Utilities Agency\*, a Municipal Water District, hereby certify that, per Government Code Section 54954.2, a copy of this agenda has been posted at the Agency's main office, 6075 Kimball Avenue, Building A, Chino, CA and on the Agency's website at [www.ieua.org](http://www.ieua.org) at least seventy-two (72) hours prior to the meeting date and time above.

In compliance with the Americans with Disabilities Act, if you need special assistance to participate in this meeting, please contact the Board Secretary at (909) 993-1736 or [dgarzaro@ieua.org](mailto:dgarzaro@ieua.org), 48 hours prior to the scheduled meeting so that IEUA can make reasonable arrangements to ensure accessibility.

**CONSENT  
CALENDAR  
ITEM**

**1A**



**MINUTES  
REGULAR WORKSHOP/MEETING OF THE  
INLAND EMPIRE UTILITIES AGENCY\*  
BOARD OF DIRECTORS**

**WEDNESDAY, SEPTEMBER 7, 2022  
10:00 A.M.**

**DIRECTOR PRESENT:**

Steven J. Elie, President

**DIRECTORS PRESENT via Video/Teleconference:**

Michael Camacho, Vice President  
Marco Tule, Secretary/Treasurer  
Jasmin A. Hall, Director  
Paul Hofer, Director

**STAFF PRESENT:**

Kristine Day, Assistant General Manager  
Jerry Burke, Director of Engineering  
Pietro Cambiaso, Acting Director of Planning & Resources  
Denise Garzaro, Board Secretary/Office Manager  
Brandon Gonzalez Contreras, Technology Specialist I  
Michael Hurley, Director of Planning & Resources  
Randy Lee, Director of Operations & Maintenance  
Alyson Piguee, Director of Government & External Affairs  
Sushmitha Reddy, Manager of Laboratories  
Jeanina Romero, Executive Assistant

**STAFF PRESENT via Video/Teleconference:**

Christiana Daisy, Deputy General Manager  
Tony Arellano, Safety Officer  
Andrea Carruthers, Communications Officer  
Javier Chagoyen-Lazaro, Director of Finance  
Lucia Diaz, Manager of Facilities & Water System Programs  
Lisa Dye, Director of Human Resources  
Don Hamlett, Director of Information Technology  
Jennifer Hy-Luk, Acting Executive Assistant  
Nolan King, Manager of Information Technology  
Scott Lening, Manager of Operations  
Liza Munoz, Senior Engineer  
Cathleen Pieroni, Senior Policy Advisor  
Daniel Solorzano, Network Administrator  
Wilson To, Technology Specialist II  
Teresa Velarde, Manager of Internal Audit  
Jeff Ziegenbein, Manager of Regional Compost Authority

**OTHERS PRESENT via Video/Teleconference:**

Jean Cihigoyenetché, JC Law Firm

A meeting of the Board of Directors of the Inland Empire Utilities Agency\* was held at the office of the Agency, 6075 Kimball Avenue, Building A, Chino, California and via video/teleconference on the above date.

President Elie called the meeting to order at 10:00 a.m. Senior Management Analyst Glenn Edwards led the Pledge of Allegiance. Board Secretary Denise Garzaro took roll call and established a quorum.

**PUBLIC COMMENT**

There were no public comments.

**ADDITIONS TO THE AGENDA**

There were no changes/additions/deletions to the agenda.

**1. CONSENT ITEMS**

- A. **ADOPTION OF RESOLUTION NO. 2022-9-1, AMENDING THE AGENCY'S SALARY SCHEDULE/MATRIX FOR ALL GROUPS**
- B. **ADOPTION OF RESOLUTION NO. 2022-9-2, MAKING CERTAIN FINDINGS AND DETERMINATIONS REGARDING SPECIAL RULES FOR CONDUCTING MEETINGS THROUGH TELECONFERENCE**

MOVED BY DIRECTOR CAMACHO, SECONDED BY DIRECTOR HOFER, AGENDA ITEMS NO. 1A AND 1B, WERE APPROVED AS RECOMMENDED, BY THE FOLLOWING VOTE:

Ayes: Camacho, Elie, Hall, Hofer, Tule

Noes: None

Absent: None

- Adopted Resolution No. 2022-9-1, amending the Agency's Salary Schedule/Matrix for all groups.
- Adopted Resolution No. 2022-9-2, making certain findings and determinations regarding special rules for conducting meetings through teleconference.

**2. WORKSHOP ITEM**

- A. **NATIONAL POLLUTANT DISCHARGE ELIMINATION SYSTEM MONITORING AND REPORTING AND LABORATORY COMPLIANCE**

Acting Director of Planning & Resources Pietro Cambiaso and Manager of Laboratories Sushmitha Reddy provided the staff presentation.

**INFORMATION ITEM ONLY; NO ACTION TAKEN**

3. **GENERAL MANAGER'S COMMENTS**

Deputy General Manager Christiana Daisy stated that on Thursday, September 1, General Manager Shivaji Deshmukh, Director of Planning & Resources Michael Hurley, and former employee Josh Aguilar attended a workshop on the 2020 Optimum Basin Management Plan (OBMP) Environmental Review Process at the Chino Basin Watermaster. The meeting discussed the objectives of the 2020 OBMP and the benefits of developing a programmatic environmental impact report (EIR) for the OBMP, which would provide initial environmental coverage for all projects submitted by the participating agencies and municipalities. Other key benefits of the programmatic EIR would be the consideration of the cumulative impacts of the identified projects and the avoidance of duplicative reconsideration of basic policy considerations under each project EIR. With the certification of the Chino Basin Program (CBP) EIR in May 2022, the CBP will now be considered part of the baseline condition for the purposes of the programmatic EIR.

IEUA received the 2022 Excellence in Public Information and Communication (EPIC) Award for the Agency's FY 2019/20 Annual Report at the California Association of Public Information Officials (CAPIO) Annual Conference. The EPIC Awards program recognizes the most creative and effective efforts in the areas of communication and marketing campaigns, newsletter production, and more. Deputy General Manager Daisy extended congratulations to the External Affairs team and all staff involved in the preparation of the report.

Deputy General Manager Daisy provided an update on the significant heat issue and resulting energy shortage in the state. She explained that while we had anticipated outages at several Agency facilities and Operations staff was mobilized to address any such outages, the Agency did not experience any blackouts. IEUA continues to be proactive in assessing operation needs and complying with any requests from the state to conserve energy.

4. **BOARD OF DIRECTORS' REQUESTED FUTURE AGENDA ITEMS**

There were no future requested agenda items from the Board of Directors.

5. **DIRECTORS' COMMENTS**

There were no Board of Directors comments.

**ADJOURNMENT**

With no further business, President Elie adjourned the meeting at 11:22 a.m. in memory of Grace Vargas, the first female and first Latina Mayor of the City of Rialto.

---

Marco Tule, Secretary/Treasurer

**APPROVED: OCTOBER 19, 2022**



**MINUTES  
MEETING OF THE  
INLAND EMPIRE UTILITIES AGENCY  
BOARD OF DIRECTORS**

**WEDNESDAY, SEPTEMBER 21, 2022  
10:00 A.M.**

**DIRECTORS PRESENT:**

Steven J. Elie, President

**DIRECTORS PRESENT via Video/Teleconference:**

Michael Camacho, Vice President

Marco Tule, Secretary/Treasurer

Jasmin A. Hall, Director

Paul Hofer, Director

**STAFF PRESENT**

Shivaji Deshmukh, P.E., General Manager

Christiana Daisy, P.E., Deputy General Manager

Kristine Day, Assistant General Manager

Adham Almasri, Principal Engineer

Jerry Burke, Director of Engineering

Lucia Diaz, Manager of Facilities & Water System Programs

Denise Garzaro, Board Secretary/Office Manager

Brandon Gonzalez Contreras, Technology Specialist I

Joel Ignacio, Senior Engineer

Michael Larios, Technology Specialist I

Randy Lee, Director of Operations & Maintenance

Scott Lening, Manager of Operations

Jason Marseilles, Manager of Engineering

Liza Munoz, Senior Engineer

Alyson Piguee, Director of External & Government Affairs

Matt Poeske, P.E., Senior Engineer

Vicky Salazar, Associate Engineer

Steve Smith, Senior Associate Engineer

Travis Sprague, Principal Engineer

Wilson To, Technology Specialist II

Ryan Ward, Associate Engineer

Brian Wilson, Senior Engineer

**STAFF PRESENT via Video/Teleconference:**

Javier Chagoyen-Lazaro, Director of Finance

Stephanie Chancellor, Acting Communications Officer

Marcus Coulombe, Sales Coordinator

Lisa Dye, Director of Human Resources

Adrianne Fernandez, Administrative Assistant II

Jon Florio, Deputy Manager of Maintenance  
Don Hamlett, Director of Information Technology  
Michael Hurley, Director of Planning & Resources  
Elizabeth Hurst, Chino Basin Program Manager  
Jennifer Hy-Luk, Acting Executive Assistant  
Lisa Mejri, Government Affairs Intern  
Joshua Oelrich, Deputy Manager of Maintenance  
Cathleen Pieroni, Senior Policy Advisor  
Sushmitha Reddy, Manager of Laboratories  
Jeanina Romero, Executive Assistant  
Monika Vaghashia, Associate Engineer  
Teresa Velarde, Manager of Internal Audit

**OTHERS PRESENT:**

Jean Cihigoyenette, JC Law Firm

A meeting of the Board of Directors of the Inland Empire Utilities Agency\* was held at the office of the Agency, 6075 Kimball Avenue, Building A, Chino, California and via video/teleconference on the above date.

President Elie called the meeting to order at 10:00 a.m. Wastewater Treatment Plant Operator III Paul Garcia led the Pledge of Allegiance. Board Secretary/Office Manager Denise Garzaro took roll call and established a quorum.

**PUBLIC COMMENT**

There were no public comments.

**ADDITIONS TO THE AGENDA**

There were no changes/additions/deletions to the agenda.

**NEW, PROMOTED AND RECLASSIFIED EMPLOYEE INTRODUCTIONS**

The following staff members from Engineering Department were introduced and recognized:

- Monika Vaghashia, Associate Engineer, hired August 30, 2022, Asset Management
- Kevin Asprer, Senior Associate Engineer – P.E., reclassified September 4, 2022, Engineering

The following staff members from Operations & Maintenance were introduced and recognized:

- Gary Buell, Water Plant Operator IV, hired September 12, 2022, Desalter Operations CDA
- Agustin Nieto, Deputy Manager of Operations, re-hired August 22, 2022, Operations – RP-5
- Annmarie Ocampo, Wastewater Treatment Plant Operator-in-Training, hired September 18, 2022, Operations - RP-1
- Victor Rodriguez, Operations and Maintenance Training Coordinator, promoted September 11, 2022, Operations – South Administration



The following staff member from Planning & Resources was introduced:

- Ruben Valdez, Environmental Resources Planner I, hired September 12, 2022, Source Control

The Board of Directors welcomed Ms. Vaghashia, Mr. Buell, Ms. Ocampo, and Mr. Valdez to the IEUA team. The Board of Directors congratulated Mr. Asprer, Mr. Nieto, and Mr. Rodriguez on their reclassification, re-hire, and promotion.

## 1. **PUBLIC HEARING**

### A. **ADOPTION OF ORDINANCE NO. 110** *(Finance & Admin)*

Assistant General Manager Kristine Day provided the staff presentation highlighting the revisions to the Agency's Procurement Ordinance.

President Elie opened the public hearing. Hearing no public comments, President Elie closed the public hearing.

MOVED BY DIRECTOR CAMACHO, SECONDED BY DIRECTOR TULE, THE BOARD ADOPTED ORDINANCE NO. 110, ESTABLISHING AND SETTING FORTH THE POLICIES GOVERNING AGENCY AUTHORITY DOLLAR LIMITS FOR PROCUREMENT AND PROCUREMENT-RELATED ACTIVITIES, BY THE FOLLOWING VOTE:

Ayes: Camacho, Elie, Hall, Hofer, Tule

Noes: None

Absent: None

## 2. **CONSENT ITEMS**

### A. **MINUTES**

### B. **ADOPTION OF RESOLUTION NO. 2022-9-3, MAKING CERTAIN FINDINGS AND DETERMINATIONS REGARDING SPECIAL RULES FOR CONDUCTING MEETINGS THROUGH TELECONFERENCE**

### C. **REPORT ON GENERAL DISBURSEMENTS** *(Finance & Admin)*

### D. **RATIFY CONTRACT AMENDMENT FOR STATE LEGISLATIVE SERVICES** *(Community & Leg)*

### E. **RP-5 EXPANSION PROJECT BUDGET TRANSFER** *(Eng, Ops & WR)* *(Finance & Admin)*

### F. **ARCHITECTURAL MASTER SERVICE CONTRACT AMENDMENT** *(Eng, Ops & WR)*

**G. COLLECTION SYSTEM CONDITION ASSESSMENT AND OPTIMIZATION PROJECT FISCAL YEAR 2022/23 PROJECT BUDGET AUGMENTATION** *(Eng, Ops & WR) (Finance & Admin)*

**H. RECHARGE MASTER PLAN UPDATE PROJECT BUDGET INCREASE, AGREEMENT, AND CONSTRUCTION CHANGE ORDER APPROVAL** *(Eng, Ops & WR) (Finance & Admin)*

**I. FISCAL YEAR 2021/22 CARRY FORWARD BUDGET AMENDMENT** *(Finance & Admin)*

MOVED BY DIRECTOR CAMACHO, SECONDED BY DIRECTOR HOFER, AGENDA ITEM NOS. 1A THROUGH 1I, WERE APPROVED AS RECOMMENDED BELOW, BY THE FOLLOWING VOTE:

Ayes: Camacho, Elie, Hall, Hofer, Tule

Noes: None

Absent: None

- Approved the minutes of the August 17, 2022 Board Meeting.
- Adopted Resolution No. 2022-9-3, making certain findings and determinations regarding special rules for conducting meetings through teleconference.
- Approved the total disbursements for the month of July 2022, in the amount of \$39,583,777.01.
- Ratified the Contract Amendment for Contract No. 4600002123 to West Coast Advisors to provide State Legislative Services in the amount of \$114,000 through June 30, 2023.
- Approved a FY 2022/23 transfer in the amount of \$60,000 from the RP-5 Expansion to 30 MGD, Project No. EN19001 operating budget in the Regional Capital (RC) Fund; approved a FY 2022/23 transfer in the amount of \$60,000 from the RP-5 Biosolids Facility, Project No. EN19006 capital budget, to RP-5 Biosolids Facility, Project No. EN19006 operating budget in the Regional Capital (RC) Fund; and authorized the General Manager to execute the budget transfer.
- Approved a contract amendment for the Architectural Master Service Contract with Gillis + Panichapan Architects, Inc., in the amount of \$725,000 increasing the contract from \$700,000 to \$1,425,000 (204% increase); and authorized the General Manager to execute the contract amendment, subject to non-substantive changes.
- Approved a FY 2022/23 project budget augmentation for the Regional System Asset Management Project No. EN19024, in the amount of \$50,237, from \$329,878 to \$380,115 in the Regional Operations and Maintenance (10800) Fund; approved a FY 2022/23 project budget augmentation for the NRW Manhole and Pipeline Project No. EN19028, in the amount of \$493,398, from \$70,000 to \$363,398 in the Non-Reclaimable Wastewater (10500) Fund; and authorized the

General Manager to execute the budget augmentation.

- Approved the total project budget augmentation for RW15003.00 in Fiscal Year 2022/23 from \$24,004,424 to \$27,260,512; approved the second amendment to IEUA and CBWM's Cost Sharing Agreement, Task Order No. 9, for the project under RW15003.06; approved the construction change order with MNR Construction, Inc. for Project No. RW15003.06 for a not-to-exceed amount of \$3,161,995 increasing the contract from \$15,669,068.27 to \$18,831,063.27 (20% increase); and authorized the General Manager to execute the contracts, subject to non-substantive changes.
- Approved the carry forward of open encumbrances and non-encumbrances commitments related to budgets from FY 2021/22 to FY 2022/23; and amended the FY 2022/23 budget in the amount of \$5,408,121 for Operations and Maintenance expenses; \$7,795,788 for Non-Capital Projects, and \$7,617,085 for Capital Projects.

### 3. **ACTION ITEM**

#### A. **CHINO BASIN PROGRAM (CBP) PROFESSIONAL CONSULTING SERVICES CONTRACT AMENDMENT (Eng/Ops/WR)**

Senior Engineer Liza Munoz provided the staff presentation. Discussion ensued regarding the scope of the consulting services and the project budget.

MOVED BY DIRECTOR CAMACHO, SECONDED BY DIRECTOR TULE, THE BOARD APPROVED A CONTRACT AMENDMENT FOR PROFESSIONAL CONSULTING SERVICES TO BROWN AND CALDWELL IN THE AMOUNT OF \$2,855,000, INCREASING THE CONTRACT FROM \$3,978,506 TO A NOT-TO-EXCEED AMOUNT OF \$6,833,506; AND AUTHORIZE THE GENERAL MANAGER TO EXECUTE THE CONTRACT AMENDMENT, SUBJECT TO NON-SUBSTANTIVE CHANGES, BY THE FOLLOWING VOTE:

Ayes: Camacho, Elie, Hall, Hofer, Tule

Noes: None

Absent: None

### 4. **INFORMATION ITEMS**

#### A. **WATER STORAGE INVESTMENT PROGRAM/CHINO BASIN PROGRAM UPDATE**

Senior Engineer Liza Munoz provided the oral update indicating that the Request for Qualifications for Program Management/Owner Engineering services to implement the CBP was issued on August 17. An industry presentation was held last week to provide an overview of the solicitation which was attended by over 30 companies. After a shortlist of qualified firms is created, a selection is expected to be made in March 2023, and the contract award is expected in May 2023.

Ms. Munoz added that the scope of work will include supporting IEUA in the capital delivery and implementation of the CBP projects which is anticipated to have a duration of five to eight years. The areas of service include procuring and managing design services, providing subject matter experts to perform technical reviews, permitting and public outreach support, construction administration and management, and coordination with IEUA and stakeholders throughout the duration of the projects.

**B. GRANTS SEMI-ANNUAL UPDATE**

Director of External & Government Affairs Alyson Piguet provided the staff presentation.

**C. CALIFORNIA AIR RESOURCES BOARD PROPOSED ADVANCED CLEAN FLEET REGULATION**

Manager of Facilities & Water System Programs Lucia Diaz provided the staff presentation.

**D. ENGINEERING AND CONSTRUCTION MANAGEMENT PROJECT UPDATES (Eng/Ops/WR)**

Manager of Engineering Jason Marseilles provided an update on the following projects: SCADA Enterprise System – (Regional Water Recycling Plant No. 1); RP-1 Flare Improvements; and Montclair Basin Improvement.

The following items were received and filed by the Board:

**E. ACCOUNTS PAYABLE OPERATIONAL AND INTERNAL CONTROL AUDIT REPORT – REVIEW OF PROCURE TO PAY PROCESSES FOR HOME DEPOT CREDIT CARDS (WRITTEN/POWERPOINT) (Audit)**

**F. STATUS UPDATE – REVIEW OF PROCURE TO PAY PROCESSES FOR MATERIALS AND SUPPLIES (WRITTEN/POWERPOINT) (Audit)**

**G. PROGRESS UPDATE FOR ALL PROCURE TO PAY AUDIT RECOMMENDATIONS (WRITTEN/POWERPOINT) (Audit)**

**H. WAREHOUSE ANNUAL PHYSICAL INVENTORY AND MONTHLY CYCLE COUNTS (WRITTEN/POWERPOINT) (Audit)**

**I. WATER USE EFFICIENCY PROGRAMS AUDIT – FOLLOW-UP REVIEW (WRITTEN/POWERPOINT) (Audit)**

**J. INTERNAL AUDIT DEPARTMENT QUARTERLY STATUS REPORT FOR SEPTEMBER 2022 (WRITTEN) (Audit)**

**K. FEDERAL LEGISLATIVE REPORT FROM CARPI AND CLAY (WRITTEN) (Community & Leg)**

**L. STATE LEGISLATIVE REPORT AND MATRIX FROM WEST COAST ADVISORS (WRITTEN) (Community & Leg)**

**M. PUBLIC OUTREACH AND COMMUNICATION (WRITTEN) (Community & Leg)**

- N. **RECYCLED WATER GROUNDWATER RECHARGE UPDATE (POWERPOINT)**  
*(Eng/Ops/WR)*
- O. **RP-5 EXPANSION PROJECT UPDATE – SEPTEMBER 2022 (POWERPOINT)**  
*(Eng/Ops/WR)*
- P. **FISCAL YEAR 2021/22 FOURTH QUARTER BUDGET VARIANCE, PERFORMANCE UPDATES, AND BUDGET TRANSFERS** *(Finance & Admin)*
- Q. **TREASURER’S REPORT OF FINANCIAL AFFAIRS (WRITTEN/POWERPOINT)**  
*(Finance & Admin)*

5. **AGENCY REPRESENTATIVES’ REPORTS**

A. **SANTA ANA WATERSHED PROJECT AUTHORITY REPORT**

General Manager Shivaji Deshmukh reported that at the September 20 Commission meeting, the Commission received informational reports including the Legislative Report and Proposition 1 Round 2 Integrated Regional Water Management Call for Projects Update.

B. **METROPOLITAN WATER DISTRICT OF SOUTHERN CALIFORNIA REPORT**

Vice President Camacho asked General Manager Deshmukh to provide the report. General Manager Deshmukh reported that at the September 13 Board meeting, the actions taken were routine in nature. Metropolitan staff submitted an updated and consolidated version of Bay-Delta Policies to the Board for consideration, but the Board voted to table the item until October. If adopted in October, it will aid Metropolitan staff in the development of comments on the Delta Conveyance Environmental Impact Report (EIR) which is currently out for public review.

General Manager Deshmukh added that the EIR for Delta conveyance (single tunnel) is currently out for public comment. IEUA staff is preparing a comment letter that expresses support for moving forward with any of the proposed routes by identifying the impacts that a ‘No Project’ alternative would have on the IEUA region.

C. **REGIONAL SEWERAGE PROGRAM POLICY COMMITTEE REPORT**

President Elie reported that at the September 1 Regional Sewerage Program Policy Committee meeting, the Committee heard routine reports.

D. **CHINO BASIN WATERMASTER REPORT**

President Elie reported that at the August 25 Chino Basin Watermaster Board meeting, the Watermaster Board approved the Second Amendment to Task Order No. 9 under the Master Agreement for Collaborative Recharge Projects to increase the total budget cost.

E. **CHINO BASIN DESALTER AUTHORITY REPORT**

President Elie reported that at the September 1 Board meeting, the CDA Board heard routine items.

F. **INLAND EMPIRE REGIONAL COMPOSTING AUTHORITY REPORT**

There was nothing to report.

6. **GENERAL MANAGER'S REPORT**

There was nothing to report.

7. **BOARD OF DIRECTORS' REQUESTED FUTURE AGENDA ITEMS**

Director Hofer requested an update on the critical water levels at Lake Mead and Lake Powell and the resulting potential impacts on electric generation.

President Elie noted that staff has indicated they plan to provide an update on imported water at the October Board meeting.

8. **DIRECTORS' COMMENTS AND CONFERENCE REPORTS**

Vice President Camacho stated he attended the Tour of the CVWD Treatment Plant with Congresswoman Norma Torres on August 23; and the Urban Water Institute Conference from August 24 through 26.

Director Hall stated that she attended the WEF Webinar – Be the Difference: Mentor, Empower, and Walk the Talk on September 7; the WaterReuse Conference from September 11 through 13; the Regional Water Policy and Management Workshop hosted by the City of Ontario on September 14; the School of Communication: Water Abundance Conference on September 15; the OC Water Summit on September 16; and the ACWA Region 8 Program on September 19.

Director Tule stated that he attended the Urban Water Institute Conference on August 25 and 26.

President Elie stated that he attended the Chino Valley Chamber of Commerce Business Awards and Recognition Dinner on August 17; the League of California Cities – Inland Empire Division Meeting on August 18; the Chino Valley Fire 9/11 Tribute on September 11; the Chino Hills City Council Meeting on September 13; the OC Water Summit on September 16; and the Chino Valley Fire Board Meeting on September 14.

9. **CLOSED SESSION**

The Board recessed to Closed Session at 11:29 a.m.:

A. **PURSUANT TO GOVERNMENT CODE SECTION 54956.9(d)(2)(e)1  
CONFERENCE WITH LEGAL COUNSEL - ANTICIPATED LITIGATION**

Two Cases

B. **PURSUANT TO GOVERNMENT CODE SECTIONS 54957 AND 54957.6 –  
PUBLIC EMPLOYEE PERFORMANCE EVALUATION**

1. Manager of Internal Audit
2. General Manager

The meeting resumed at 12:46 p.m. and General Counsel Jean Cihigoyenetché stated that the Board only discussed Closed Session item 9A. He stated the Board took the following action on one case under item 9A as follows:

MOVED BY DIRECTOR TULE, SECONDED BY  
DIRECTOR HOFER, THE BOARD REJECTED A CLAIM  
FOR DAMAGES RELATED TO THE RP-5 PROJECT  
FROM W.M. LYLES, BY THE FOLLOWING VOTE:

Ayes: Camacho, Elie, Hall, Hofer, Tule

Noes: None

Absent: None

Mr. Cihigoyenetché noted that the Board did not take any additional reportable action in  
Closed Session.

**ADJOURNMENT**

President Elie adjourned the meeting at 12:48 p.m.

---

Marco Tule, Secretary/Treasurer

**APPROVED: OCTOBER 19, 2022**

**CONSENT  
CALENDAR  
ITEM**

**1B**



**Date:** October 19, 2022

**To:** The Honorable Board of Directors

*ADD*  
**From:** Shivaji Deshmukh, General Manager

**Committee:**

**Staff Contact:** Shivaji Deshmukh, General Manager

**Subject:** Adoption of Resolution No. 2022-10-1 Making Certain Findings and Determinations Regarding Special Rules for Conducting Meetings through Teleconference

---

**Executive Summary:**

On March 4, 2020, Governor Newsom declared a state of emergency pursuant to Government Code 8625 due to the COVID-19 pandemic and recommended, together with local officials, measures for social distancing to assist in abating the spread of COVID-19; and on March 17, 2020, the Governor issued Executive Order N-29-20 which, among other things, suspended certain Brown Act rules governing the use of teleconferencing for local agency board meetings. Executive Order N-29-20 expired on September 30, 2021. In response to the ongoing COVID-19 pandemic, the California legislature enacted, and the Governor signed into law, AB 361 amending portions of Government Code 54953, allowing for the continued use of teleconferencing for local agency board meetings while suspending the conditions and restrictions of Government Code 54953(b)(3) if the legislative body of the local agency makes certain findings. The legislative body must make these findings every 30 days to continue the use of teleconferencing.

Staff is recommending that the Board of Directors makes the necessary findings and determinations and Adopt Resolution No. 2022-10-1 to continue to conduct meetings through teleconference for a period of 30 days.

---

**Staff's Recommendation:**

Adopt Resolution No. 2022-10-1, Making Certain Findings and Determinations Regarding Special Rules for Conducting Meetings through Teleconference.

---

**Budget Impact** *Budgeted (Y/N): Y    Amendment (Y/N): N    Amount for Requested Approval:*

*Account/Project Name:*

*Fiscal Impact (explain if not budgeted):*

None.

---

**Prior Board Action:**

The Board adopted Resolution No. 2021-10-1 on Oct. 6, 2021. On Nov. 3, Nov. 17, and Dec. 8, 2021, Jan. 5, Feb. 2, March 2, April 6, May 18, June 15, July 6, Aug. 17, Sept. 7, and Sept. 21, 2022, the Board adopted Resolution Nos. 2021-11-6, 2021-11-1, 2021-12-1, 2022-1-1, 2022-2-1, 2022-3-1, 2022-4-7, 2022-5-6, 2022-6-10, 2022-7-2, 2022-8-1, 2022-9-2 and 2022-9-3 respectively, making continued findings and determinations regarding special rules for conducting meetings through teleconference.

---

**Environmental Determination:**

Not Applicable

---

**Business Goal:**

The Adoption of a Resolution to make findings for conducting meetings through teleconference is consistent with the IEUA's commitment to applying ethical, fiscally responsible, transparent and environmentally sustainable principles to all aspects of business and organizational conduct.

---

**Attachments:**

Attachment 1 - Resolution No. 2022-10-1

**RESOLUTION NO. 2022-10-1**

**A RESOLUTION OF THE BOARD OF DIRECTORS OF THE  
INLAND EMPIRE UTILITIES AGENCY\*, SAN BERNARDINO  
COUNTY, CALIFORNIA, MAKING CERTAIN FINDINGS AND  
DETERMINATIONS REGARDING SPECIAL RULES FOR  
CONDUCTING MEETINGS THROUGH TELECONFERENCE**

**WHEREAS**, Inland Empire Utilities Agency (“IEUA”) is a municipal water district established pursuant to Section 71000 et seq. of the California Water Code; and

**WHEREAS**, all meetings of the Board of Directors of IEUA are conducted in open and public settings in compliance with the Ralph M. Brown Act (Brown Act) so that any member of the public may attend, participate and watch the Agency’s Board of Directors conduct their business; and

**WHEREAS**, on March 4, 2020, the Governor declared a state of emergency pursuant to Government Code 8625 due to the COVID-19 pandemic and has recommended, together with local officials, measures for social distancing to assist in abating the spread of COVID-19; and

**WHEREAS**, on March 17, 2020, the Governor issued Executive Order N-29-20 which, among other things, suspended certain Brown Act rules governing the use of teleconferencing of local agency board meetings; and

**WHEREAS**, the California legislature has enacted, and the Governor has signed into law, AB 361 amending portions of Government Code 54953, allowing for the continued use of teleconferencing for local agency board meetings while suspending the conditions and restrictions of Government Code 54953(b)(3) if the legislative body of the local agency makes certain findings; and

**WHEREAS**, On October 6, 2021 the Board of Directors of the Inland Empire Utilities Agency approved Resolution 2021-10-1 making certain factual findings, and authorizing the continued use of teleconferencing for IEUA Board meetings for an effective period of 30 days; and

**WHEREAS**, On November 3, 2021 the Board of Directors of the Inland Empire Utilities Agency approved Resolution 2021-11-6 again making certain factual findings, and authorizing the continued use of teleconferencing for IEUA Board meetings for an effective period of 30 days; and

**WHEREAS**, On November 17, 2021 the Board of Directors of the Inland Empire Utilities Agency approved Resolution No. 2021-11-1 again making certain factual findings, and authorizing the continued use of teleconferencing for IEUA Board meetings for an effective period of 30 days; and

**WHEREAS**, On December 8, 2021 the Board of Directors of the Inland Empire Utilities Agency approved Resolution No. 2021-12-1 again making certain factual findings, and authorizing the continued use of teleconferencing for IEUA Board meetings for an effective period of 30 days; and

**WHEREAS**, On January 5, 2022 the Board of Directors of the Inland Empire Utilities Agency approved Resolution No. 2022-1-1 again making certain factual findings, and authorizing the continued use of teleconferencing for IEUA Board meetings for an effective period of 30 days; and

**WHEREAS**, On February 2, 2022 the Board of Directors of the Inland Empire Utilities Agency approved Resolution No. 2022-2-1 again making certain factual findings, and authorizing the continued use of teleconferencing for IEUA Board meetings for an effective period of 30 days; and

**WHEREAS**, On March 2, 2022 the Board of Directors of the Inland Empire Utilities Agency approved Resolution No. 2022-3-1 again making certain factual findings, and authorizing the continued use of teleconferencing for IEUA Board meetings for an effective period of 30 days; and

**WHEREAS**, On April 6, 2022 the Board of Directors of the Inland Empire Utilities Agency approved Resolution No. 2022-4-7 again making certain factual findings, and authorizing the continued use of teleconferencing for IEUA Board meetings for an effective period of 30 days; and

**WHEREAS**, On May 18, 2022 the Board of Directors of the Inland Empire Utilities Agency approved Resolution No. 2022-5-6 again making certain factual findings, and authorizing the continued use of teleconferencing for IEUA Board meetings for an effective period of 30 days; and

**WHEREAS**, On June 15, 2022 the Board of Directors of the Inland Empire Utilities Agency approved Resolution No. 2022-6-10 again making certain factual findings, and authorizing the continued use of teleconferencing for IEUA Board meetings for an effective period of 30 days; and

**WHEREAS**, On July 6, 2022 the Board of Directors of the Inland Empire Utilities Agency approved Resolution No. 2022-7-2 again making certain factual findings, and authorizing the continued use of teleconferencing for IEUA Board meetings for an effective period of 30 days; and

**WHEREAS**, On August 17, 2022 the Board of Directors of the Inland Empire Utilities Agency approved Resolution No. 2022-8-1 again making certain factual findings, and authorizing the continued use of teleconferencing for IEUA Board meetings for an effective period of 30 days; and

**WHEREAS**, On September 7, 2022 the Board of Directors of the Inland Empire Utilities Agency approved Resolution No. 2022-9-2 again making certain factual findings, and authorizing the continued use of teleconferencing for IEUA Board meetings for an effective period of 30 days; and

**WHEREAS**, On September 21, 2022 the Board of Directors of the Inland Empire Utilities Agency approved Resolution No. 2022-9-3 again making certain factual findings, and authorizing the continued use of teleconferencing for IEUA Board meetings for an effective period of 30 days; and

**WHEREAS**, the Board of Directors must now determine whether to extend the effective period of Resolution No. 2022-10-1 for an additional 30 days, making the appropriate factual findings in support thereof;

**NOW, THEREFORE, BE IT RESOLVED** that the Board of Directors of the Inland Empire Utilities Agency hereby make the following findings and determinations:

**SECTION 1.** The Governor has proclaimed a state of emergency on March 4, 2020 which continues.

**SECTION 2.** The Governor and local officials have promoted the use of social distancing as a method to abate the spread of COVID-19 within the community. The Board of Directors finds that conducting in person meetings of the IEUA Board of Directors would be inimical to social distancing and would present imminent risks to the health or safety of the attendees and conducting meetings by teleconference would diminish that risk.

**SECTION 3.** The Board of Directors will continue to conduct Board meetings by teleconference in compliance with Government Code 54953(e) until such time as the Governor has terminated the state of emergency and the risk to health and safety of meeting

attendees is sufficiently diminished or as otherwise required by law. Notice of meetings and posted agendas will contain information which allows members of the public to access the meeting and address the Board of Directors and offer public comment including an opportunity for all persons to attend via a call-in option or an internet-based service option.

**SECTION 4.** This Resolution shall take effect immediately upon its adoption and shall be effective for 30 days or until such time as the Board of Directors adopts a subsequent resolution in accordance with Government Code 54953(e)(3) to extend the time during which meetings of the Board of Directors may be conducted by teleconference without compliance with Government Code 54953(3)(b).

**ADOPTED** this 19<sup>th</sup> day of October, 2022.

---

Steven J. Elie, President of the Inland  
Empire Utilities Agency\* and of the Board  
of Directors thereof

ATTEST:

---

Marco Tule, Secretary/Treasurer of the Inland  
Empire Utilities Agency\* and of the Board of  
Directors thereof

STATE OF CALIFORNIA                    )  
  )  
COUNTY OF SAN BERNARDINO )

I, Marco Tule, Secretary/Treasurer of the Inland Empire Utilities Agency\*, DO  
HEREBY CERTIFY that the foregoing Resolution being No. 2022-10-1, was adopted at  
a regular meeting on October 19, 2022, of said Agency by the following vote:

AYES:

NOES:

ABSTAIN:

ABSENT:

---

Marco Tule, Secretary/Treasurer of the  
Inland Empire Utilities Agency\* and of the  
Board of Directors thereof

(SEAL)

\*A Municipal Water District

**CONSENT  
CALENDAR  
ITEM**

**1C**





**Date:** October 19, 2022

**To:** The Honorable Board of Directors

*ADD*  
**From:** Shivaji Deshmukh, General Manager

**Committee:**

**Staff Contact:** Kristine Day, Assistant General Manager

**Subject:** Report on General Disbursements

---

**Executive Summary:**

Total disbursements for the month of August 2022 were \$22,911,753.35. Disbursement activity included check payments of \$214,016.85 to vendors and \$11,645.76 for worker's compensation related costs. Electronic payments included the Automated Clearing House (ACH) of \$16,212,287.41 and wire transfers (excluding payroll) of \$4,661,915.44. The total payroll was \$1,804,667.85 for employees and \$7,220.04 for the Board of Directors.

---

**Staff's Recommendation:**

Approve the total disbursements for the month of August 2022 in the amount of \$22,911,753.35.

---

**Budget Impact** *Budgeted (Y/N):* N *Amendment (Y/N):* N *Amount for Requested Approval:*

*Account/Project Name:*

*Fiscal Impact (explain if not budgeted):*

**Prior Board Action:**

On September 21, 2022 the Board of Directors approved the July 2022 Report on General Disbursements totaling \$39,583,777.01.

---

**Environmental Determination:**

Not Applicable

---

**Business Goal:**

The report on general disbursements is consistent with the Agency's Business Goal of Fiscal Responsibility in providing financial reporting that accounts for general disbursements associated with operating requirements.

---

**Attachments:**

Attachment 1 - Background

Attachment 2 - Details of General Disbursements

Attachment 3 - PowerPoint

## Background

Subject: Report on General Disbursements

Table 1 summarizes the disbursements detailed in each of the six attachments affixed to this letter. Table 2 lists the disbursements in excess of an aggregated \$500,000 per vendor and is presented in largest to smallest dollar value.

**Table 1: Disbursement Details**

Attachment	Payment Type	Amount
2A	Vendor Checks	\$ 214,016.85
2B	Workers' Comp Checks	\$ 11,645.76
2C	Vendor ACHs	\$ 16,212,287.41
2D	Vendor Wires (excludes Payroll)	\$ 4,661,915.44
2E	Payroll-Net Pay-Directors	\$ 7,220.04
2F	Payroll-Net Pay-Employees	\$ 1,804,667.85
<b>Total Disbursements</b>		<b>\$22,911,753.35</b>

**Table 2: Disbursements in Excess of \$500,000 per Vendor**

Vendor	Amount	Description
WM LYLES COMPANY	\$ 5,437,206.33	Professional Svc's for EN17110-RP-4 Process Improvements; EN18006 RP-1 Flare Improvements; EN19001- RP-5 Expansion to 30 mgd; EN19006- RP-5 Biosolids Facility.
MWD	\$ 2,486,750.51	June 2022 Water Purchases
COUNTY SANITATION DISTRICTS OF LA COUNTY	\$ 1,954,894.25	4th Qtr 21/22 Wastewater Treatment Surcharge
STATE WATER RESOURCES CONTROL BOARD	\$ 1,586,357.76	SRF Loan Pymt #12 C065176-110 SRF Loan Pymt #12 C065176-120 SRF Loan Pymt #12 C065176-130
INTERNAL REVENUE SERVICE	\$ 1,165,926.01	P/R 15, 115, 16, 17, 117; Dir 08 Taxes
MNR CONSTRUCTION	\$ 1,121,432.01	Professional Svc's for RW15003.06- Wineville/Jurupa/Force Main Improvements
INLAND EMPIRE REGIONAL COMPOSTING AUTHORITY	\$ 1,060,055.56	04/22 – 06/22 RP1 & RP2 Biosolids
SO CALIF EDISON	\$ 960,730.00	06-07/22 – 08-07/22 Electricity
PERS	\$ 731,835.12	08/22 Health Ins; P/R 15, 16,
SANTA ANA WATERSHED	\$ 649,021.34	May & June Service and Truck Discharges; 22/23 Member District Fees; PFAS, Basin Monitoring, Emerging Constituents, Santa Ana River Weather Mod. Contributions

# Attachment 2A

## Vendor Checks

Inland Empire Util.Agency  
Chino, CA  
Company code 1000

Check Register  
CEB Disbursement Account -August '22

09/29/2022 / 17:49:34  
User: CCAMPBELL  
Page: 1

Bank	CBB	CITIZENS BUSINESS BANK			ONTARIO CA	917610000
Bank Key	122234149					
Acct number	CHECK	231167641				
Check						
Check number from to	Payment	Pmnt date	Crcy	Amount paid (FC)	Recipient/void reason code	Enca./void
235383	2200123560	08/04/2022	USD	20,619.86	ACCELERATED TECHNOLOGY LABORATWEST END NC	08/10/2022
235384	2200123559	08/04/2022	USD	3,879.25	CALIF DEPT OF FISH AND WILDLIFONTARIO CA	08/31/2022
235385	2200123558	08/04/2022	USD	518.58	FLO SYSTEMS INC ANAHEIM HILLS CA	08/09/2022
235386	2200123561	08/04/2022	USD	2,724.52	FLYERS ENERGY LLC AUBURN CA	08/09/2022
235387	2200123602	08/11/2022	USD	4,685.76	BURRTEC WASTE INDUSTRIES INC FONTANA CA	08/22/2022
235388	2200123603	08/11/2022	USD	674.24	FRANCHISE TAX BOARD SACRAMENTO CA	09/28/2022
235389	2200123600	08/11/2022	USD	5,672.00	VARIGREEN MECHANICAL SERVICES CERRITOS CA	08/29/2022
235390	2200123601	08/11/2022	USD	11,490.50	ZARETSKY ENGINEERING SOLUTIONSFOUNTAIN VALLEY CA	08/16/2022
235391	2200123621	08/16/2022	USD	1,916.30	BURRTEC WASTE INDUSTRIES INC FONTANA CA	08/31/2022
235392	2200123617	08/16/2022	USD	900.00	CHINO VALLEY CHAMBER OF COMMERCHINO CA	08/26/2022
235393	2200123622	08/16/2022	USD	862.94	FRONTIER COMMUNICATIONS CORP CINCINNATI OH	08/25/2022
235394	2200123619	08/16/2022	USD	23,321.60	U S BANK ST LOUIS MO	08/23/2022
235395	2200123620	08/16/2022	USD	481.31	VERIZON BUSINESS ALBANY NY	08/23/2022
235396	2200123618	08/16/2022	USD	578.30	VERIZON WIRELESS DALLAS TX	08/24/2022
235397	2200123616	08/16/2022	USD	3,958.78	WM CORPORATE SERVICES INC LOS ANGELES CA	08/26/2022
235398	2200123678	08/18/2022	USD	523.07	AMERICAN PRINTING & PROMOTIONSCHINO CA	08/24/2022
235399	2200123667	08/18/2022	USD	1,211.35	APPLIED INDUSTRIAL TECHNOLOGIEPASADENA CA	08/23/2022
235400	2200123668	08/18/2022	USD	582.50	AQUATIC BIOSYSTEMS FORT COLLINS CO	09/13/2022
235401	2200123674	08/18/2022	USD	370.39	B STEPHEN COOPERAGE ONTARIO CA	08/23/2022
235402	2200123673	08/18/2022	USD	8,701.40	CINTAS CORPORATION- LOC#150 PHOENIX AZ	08/25/2022
235403	2200123675	08/18/2022	USD	2,257.59	FASTSIGNS ONTARIO CA	09/06/2022
235404	2200123666	08/18/2022	USD	528.80	FLO SYSTEMS INC ANAHEIM HILLS CA	08/25/2022
235405	2200123680	08/18/2022	USD	1,313.17	FRONTIER COMMUNICATIONS CORP CINCINNATI OH	08/26/2022
235406	2200123670	08/18/2022	USD	1,400.93	GENERAL BOTTLE INC LOS ANGELES CA	08/24/2022
235407	2200123676	08/18/2022	USD	103.00	LITTLE SISTER'S TRUCK WASH, INFONTANA CA	09/13/2022
235408	2200123671	08/18/2022	USD	374.97	MAJESTIC TROPHY CO ONTARIO CA	08/25/2022
235409	2200123669	08/18/2022	USD	1,578.69	SMITH & LOVELESS INC LENEXA KS	08/23/2022
235410	2200123672	08/18/2022	USD	4,198.59	U S HOSE ONTARIO CA	09/19/2022
235411	2200123679	08/18/2022	USD	1,917.23	UGSI CHEMICAL FEED INC VINELAND NJ	08/23/2022
235412	2200123677	08/18/2022	USD	8,580.00	WIN-911 SOFTWARE AUSTIN TX	08/25/2022
235413	2200123729	08/23/2022	USD	391.68	FONTANA WATER COMPANY FONTANA CA	08/31/2022
235414	2200123724	08/23/2022	USD	650.00	GARRETT CONCRETE CORING CHINO CA	09/01/2022
235415	2200123725	08/23/2022	USD	169.08	GENERAL BOTTLE INC LOS ANGELES CA	08/31/2022
235416	2200123726	08/23/2022	USD	831.89	HOSE-MAN INC IRVINDALE CA	08/31/2022
235417	2200123728	08/23/2022	USD	5,242.67	U S BANK NA MINNEAPOLIS MN	08/30/2022
235418	2200123727	08/23/2022	USD	3,294.22	U S HOSE ONTARIO CA	08/29/2022
235419	2200123817	08/25/2022	USD	188.02	AMERICAN HERITAGE LIFE INSURANDALLAS TX	08/31/2022
235420	2200123811	08/25/2022	USD	13,349.45	BANK OF AMERICA, N.A. CHARLOTTE NC	08/30/2022
235421	2200123807	08/25/2022	USD	735.00	CALIFORNIA AIR RESOURCES BOARDSACRAMENTO CA	08/31/2022
235422	2200123808	08/25/2022	USD	3,572.17	CINTAS CORPORATION- LOC#150 PHOENIX AZ	09/01/2022
235423	2200123813	08/25/2022	USD	2,388.50	CITY OF CHINO CHINO CA	08/31/2022
235424	2200123815	08/25/2022	USD	737.07	CUCAMONGA VALLEY WATER DISTRICTLOS ANGELES CA	08/30/2022
235425	2200123821	08/25/2022	USD	2,550.06	FIDELITY SECURITY LIFE INSURANCINCINNATI OH	09/06/2022
235426	2200123812	08/25/2022	USD	278.80	FLYERS ENERGY LLC AUBURN CA	08/31/2022

Inland Empire Util.Agency  
Chino, CA  
Company code 1000

Check Register  
CBB Disbursement Account -August '22

09/29/2022 / 17:49:34  
User: CCAMPBELL  
Page: 2

Bank CBB CITIZENS BUSINESS BANK  
Bank Key 122234149  
Acct number CHECK 231167641

ONTARIO CA 917610000

Check

Check number from to	Payment	Pmnt date	Crcy	Amount paid (FC)	Recipient/void reason code	Enca./void
235427	2200123820	08/25/2022	USD	429.00	FRANCHISE TAX BOARD SACRAMENTO CA	
235428	2200123816	08/25/2022	USD	2,342.54	FRONTIER COMMUNICATIONS CORP CINCINNATI OH	09/02/2022
235429	2200123822	08/25/2022	USD	550.00	HUIZAR, STEVE JR ONTARIO CA	08/30/2022
235430	2200123823	08/25/2022	USD	550.00	JENKINS, ROBERT RANCHO CUCAMONGA CA	09/01/2022
235431	2200123810	08/25/2022	USD	600.00	MRC GLOBAL INC CHARLESTON WV	08/31/2022
235432	2200123814	08/25/2022	USD	4,582.70	ONTARIO MUNICIPAL UTILITIES COONTARIO CA	08/31/2022
235433	2200123818	08/25/2022	USD	330.84	PERS LONG TERM CARE PROGRAM PASADENA CA	08/31/2022
235434	2200123809	08/25/2022	USD	821.40	RDO EQUIPMENT COMPANY RIVERSIDE CA	09/01/2022
235435	2200123803	08/25/2022	USD	37,324.94	SOUTH COAST AQMD DIAMOND BAR CA	09/07/2022
235436	2200123806	08/25/2022	USD	678.83	URIMAGE BLOOMINGTON CA	09/06/2022
235437	2200123804	08/25/2022	USD	14,375.14	VERIZON WIRELESS DALLAS TX	08/31/2022
235438	2200123819	08/25/2022	USD	50.00	WILCO LIFE INSURANCE COMPANY CHARLOTTE NC	09/12/2022
235439	2200123805	08/25/2022	USD	1,077.23	WORLDWIDE EXPRESS PASADENA CA	08/30/2022
* Payment method Check			USD	214,016.85		

Total of all entries

Check Register  
CBB Disbursement Account -August '22

09/29/2022 / 17:49:34

User: CCAMPBRL

Page: 3

Check number from to	Payment	Pmnt date	Crcy	Amount paid (FC)	Recipient/void reason code	Enca./void
**			USD	214,016.85		

## Attachment 2B

### Workers' Comp Checks



Inland Empire Util. Agency  
Chino, CA  
Company code 1000

Check Register  
CBB Workers Compensation Account-Aug'22

09/29/2022 / 17:49:00  
User: CCAMPBELL  
Page: 1

Bank	CBB	CITIZENS BUSINESS BANK		ONTARIO CA 917610000			
Bank Key	122234149						
Acct number	WCOM2	231159290					
Checks created manually							
Check number from to	Payment	Pmnt date	Crcy	Amount paid (FC)	Recipient/void reason code	Enca./void	
100131	2200124487	08/03/2022	USD	345.00	SEDGWICK CLAIMS MANAGEMENT SVCMEMPHIS TN	08/11/2022	
100132	2200124488	08/03/2022	USD	125.00	SEDGWICK CLAIMS MANAGEMENT SVCMEMPHIS TN	08/09/2022	
100133	2200124489	08/03/2022	USD	37.00	SEDGWICK CLAIMS MANAGEMENT SVCMEMPHIS TN	08/08/2022	
100134	2200124490	08/03/2022	USD	3.80	SEDGWICK CLAIMS MANAGEMENT SVCMEMPHIS TN	08/08/2022	
100135	2200124491	08/10/2022	USD	125.00	SEDGWICK CLAIMS MANAGEMENT SVCMEMPHIS TN	08/16/2022	
100136	2200124492	08/10/2022	USD	125.00	SEDGWICK CLAIMS MANAGEMENT SVCMEMPHIS TN	08/16/2022	
100137	2200124494	08/17/2022	USD	326.70	SEDGWICK CLAIMS MANAGEMENT SVCMEMPHIS TN	08/22/2022	
100138	2200124495	08/17/2022	USD	119.93	SEDGWICK CLAIMS MANAGEMENT SVCMEMPHIS TN	08/22/2022	
100139	2200124496	08/17/2022	USD	613.90	SEDGWICK CLAIMS MANAGEMENT SVCMEMPHIS TN	08/24/2022	
100140	2200124497	08/17/2022	USD	165.18	SEDGWICK CLAIMS MANAGEMENT SVCMEMPHIS TN	08/19/2022	
100141	2200124498	08/17/2022	USD	177.88	SEDGWICK CLAIMS MANAGEMENT SVCMEMPHIS TN	08/19/2022	
100142	2200124499	08/17/2022	USD	125.00	SEDGWICK CLAIMS MANAGEMENT SVCMEMPHIS TN	08/23/2022	
100143	2200124500	08/17/2022	USD	18.50	SEDGWICK CLAIMS MANAGEMENT SVCMEMPHIS TN	08/22/2022	
100144	2200124501	08/17/2022	USD	31.60	SEDGWICK CLAIMS MANAGEMENT SVCMEMPHIS TN	08/22/2022	
100145	2200124502	08/17/2022	USD	550.00	SEDGWICK CLAIMS MANAGEMENT SVCMEMPHIS TN	08/23/2022	
100146	2200124503	08/17/2022	USD	940.00	SEDGWICK CLAIMS MANAGEMENT SVCMEMPHIS TN	08/26/2022	
100147	2200124504	08/24/2022	USD	1,115.00	SEDGWICK CLAIMS MANAGEMENT SVCMEMPHIS TN	08/29/2022	
100148	2200124505	08/24/2022	USD	52.50	SEDGWICK CLAIMS MANAGEMENT SVCMEMPHIS TN		
100149	2200124506	08/24/2022	USD	385.00	SEDGWICK CLAIMS MANAGEMENT SVCMEMPHIS TN		
100150	2200124507	08/24/2022	USD	829.40	SEDGWICK CLAIMS MANAGEMENT SVCMEMPHIS TN	08/30/2022	
100151	2200124508	08/24/2022	USD	690.00	SEDGWICK CLAIMS MANAGEMENT SVCMEMPHIS TN	08/31/2022	
100152	2200124509	08/24/2022	USD	318.75	SEDGWICK CLAIMS MANAGEMENT SVCMEMPHIS TN	08/29/2022	
100153	2200124510	08/24/2022	USD	125.00	SEDGWICK CLAIMS MANAGEMENT SVCMEMPHIS TN	08/29/2022	
100154	2200124511	08/24/2022	USD	275.00	SEDGWICK CLAIMS MANAGEMENT SVCMEMPHIS TN	08/29/2022	
100155	2200124512	08/24/2022	USD	340.00	SEDGWICK CLAIMS MANAGEMENT SVCMEMPHIS TN	08/30/2022	
100156	2200124513	08/24/2022	USD	20.00	SEDGWICK CLAIMS MANAGEMENT SVCMEMPHIS TN	08/30/2022	
100157	2200124514	08/24/2022	USD	100.00	SEDGWICK CLAIMS MANAGEMENT SVCMEMPHIS TN	08/30/2022	
100158	2200124515	08/31/2022	USD	175.98	SEDGWICK CLAIMS MANAGEMENT SVCMEMPHIS TN		
100159	2200124516	08/31/2022	USD	203.05	SEDGWICK CLAIMS MANAGEMENT SVCMEMPHIS TN		
100160	2200124517	08/31/2022	USD	90.00	SEDGWICK CLAIMS MANAGEMENT SVCMEMPHIS TN		
100161	2200124518	08/31/2022	USD	153.20	SEDGWICK CLAIMS MANAGEMENT SVCMEMPHIS TN		
100162	2200124519	08/31/2022	USD	121.26	SEDGWICK CLAIMS MANAGEMENT SVCMEMPHIS TN		
100163	2200124520	08/31/2022	USD	503.75	SEDGWICK CLAIMS MANAGEMENT SVCMEMPHIS TN		
100164	2200124521	08/31/2022	USD	1,774.88	SEDGWICK CLAIMS MANAGEMENT SVCMEMPHIS TN		
100165	2200124522	08/31/2022	USD	37.00	SEDGWICK CLAIMS MANAGEMENT SVCMEMPHIS TN		
100166	2200124523	08/31/2022	USD	166.50	SEDGWICK CLAIMS MANAGEMENT SVCMEMPHIS TN		
100167	2200124524	08/31/2022	USD	340.00	SEDGWICK CLAIMS MANAGEMENT SVCMEMPHIS TN		
* Payment method Checks created manually			USD	11,645.76			

Total of all entries

Check Register  
CBB Workers Compensation Account-Aug'22

09/29/2022 / 17:49:00  
User: CCAMPBEL  
Page: 2

Check number from to	Payment	Pmnt date	Crcy	Amount paid (FC)	Recipient/void reason code	Enca./void
**			USD	11,645.76		

# Attachment 2C

## Vendor ACHs

Check Payee / Description	Amount
---------------------------	--------

ACH	ALLIED ELECTRONICS & AUTOMATIO		
	Switch Return - Inv#9015613458	9015785872	272.81-
	Differential Pressure Switch	9015613458	283.81
	Fan Credit - Inv#9015531405	9015702169	1,235.01-
	Exhaust Grill Incl Fan	9015531405	1,246.01
			- - - - -
	ALLIED ELECTRONICS & AUTOMATIO\$		22.00

ACH	HOME DEPOT CREDIT SERVICES		
	WO3428947	7514745	343.70
	WHSE Bottled Water 156110/100000 SWatts	9061395	31.08
	GWR/RW Field Supplies 5/16 DPuga	0023356	324.08
	RW field repairs of RW Dist Sys SSmith 5	1061230	4.15
	RW field repairs of RW Dist Sys SSmith 6	4063101	66.10
	GWR Field Supplies BRitzinger 5/25	2510602	80.63
	CCWRF MM Materials WO3427461 DCorreia 5/	2520457	146.44
			- - - - -
	HOME DEPOT CREDIT SERVICES \$		996.18

ACH	ROBERT HALF MANAGEMENT RESOURC		
	Brown,K-WE 7/22/22	60419073	3,160.00
	Brown,K-WE 7/15/22	60379239	3,081.00
			- - - - -
	ROBERT HALF MANAGEMENT RESOURC\$		6,241.00

ACH	NATIONAL CONSTRUCTION RENTALS		
	5/25/22-6/21/22 Holding Tank Rental	6568235	290.78
	6/2/22-6/29/22 GWR Holding Tank Rental	6579519	290.78
	6/10/22-7/7/22 Potty/Handicap Potty/Sink	6588193	572.70
			- - - - -
	NATIONAL CONSTRUCTION RENTALS \$		1,154.26

ACH	EVOQUA WATER TECHNOLOGIES LLC		
	W3TSP4146 Labor Billing-	904954637	487.50
			- - - - -
	EVOQUA WATER TECHNOLOGIES LLC \$		487.50

ACH	AMTEC		
	Simicic,S-WE 6/12/22	71261	986.00
	Simicic,S-WE 7/01/22	71446	1,602.25
	Simicic,S-WE 7/10/22	71515	1,020.00
	Simicic,S-WE 7/17/22	71611	1,360.00
	Simicic,S-WE 7/24/22	71690	1,360.00
	Simicic,S-WE 6/19/22	71339	1,360.00
	Simicic,S-WE 6/26/22	71386	1,360.00
	Rivera,P-WE 5/01/22	70833	960.00
			- - - - -
	AMTEC \$		10,008.25

ACH	DENALI WATER SOLUTIONS LLC		
	RP2-10/21 Biosolids Hauling to IERCF	INV274631	17,417.03
			- - - - -
	DENALI WATER SOLUTIONS LLC \$		17,417.03

ACH	OFFICEWORK SOFTWARE LLC		
	4/22-4/23 OrgChart Now Enterprise Softwa	INV-01251	3,900.00
			- - - - -
	OFFICEWORK SOFTWARE LLC \$		3,900.00

Check	Payee / Description	Amount
-------	---------------------	--------

ACH	SO CALIF EDISON	
	MntclBsn-6/15-7/14 4700 San Jose	8000092569 6/ 59.02
	MWDTrnt18-6/17-7/18 13400 Betsy Ross Ct	8000136547 7/ 46.19
	MntclSpltBx-6/17-7/18 11294 Roswell Ave	8000629815 7/ 184.59
	RP2MntLnchRm-6/17-7/18 16400 El Prado Rd	8001015118 7/ 5,488.68
	I/WLn-6/17-7/18 34 East End-Grand	8013246396 7/ 22.64
	1630EPmpStn-6/17-7/18 7420 1/2 East	8000414223 7/ 65,231.54
	MWDCB14/20-6/17-7/18 5752 East Ave/475 1	0478658163 7/ 221.92
	BrksRWTrnOt-6/16-7/17 4349 Orchard St	8002166155 7/ 37.06
	MWDTrnt15T-6/16-7/17 12100 Banyan St	8004147332 7/ 36.96
	SBLfStn-6/16-7/17 13707 San Bernardino A	8003058251 7/ 2,473.95
	BrksStBsn-6/15-7/14 10661 Silicon Ped	8000094378 6/ 93.55
		- - - - -
	SO CALIF EDISON	\$ 73,896.10

ACH	HASCO OIL COMPANY, INC.	
	RP1Mnt-SHC 630-2 Drums	0246979-IN 10,069.01
		- - - - -
	HASCO OIL COMPANY, INC.	\$ 10,069.01

ACH	ACCUSTANDARD INC	
	Acrolein & Acrylonitrile	942569 190.67
	Mthd 608 Pstcds,Acrln,Acrlntrl,Actn,Orgn	964264 766.85
	Cobalt & Copper ICP Standard,Mercury	941778 118.80
	ICP-MS Calibration Standard	959088 290.83
		- - - - -
	ACCUSTANDARD INC	\$ 1,367.15

ACH	MCMaster-CARR SUPPLY CO	
	High-Pressure Sights	77630572 94.60
	Rope,Shackle,Washer,Pipe Fitting,Nipple,	79449820 738.78
		- - - - -
	MCMaster-CARR SUPPLY CO	\$ 833.38

ACH	INSIDE PLANTS INC	
	FcltyMgt/Lab-7/22 Indoor Plant Care	90120 673.50
		- - - - -
	INSIDE PLANTS INC	\$ 673.50

ACH	KEARNS & WEST	
	PL19002-3/22 Prof Svcs	020816 17,541.25
	June 21 Prof. Svcs	019398 2,011.25
	4/1-4/30 Prof Svcs	021003 15,101.25
	PL19002-1/22 Prof Svcs	020496 10,647.50
	5/1-5/31 Prof Svcs	021065 10,508.75
	PL19002-2/22 Prof Svcs	020588 14,002.50
		- - - - -
	KEARNS & WEST	\$ 69,812.50

ACH	LIBERTY LANDSCAPING INC	
	July Monthly Maintenance	108816 19,088.00
		- - - - -
	LIBERTY LANDSCAPING INC	\$ 19,088.00

ACH	APPLEONE EMPLOYMENT SERVICES	
	Magalit,R-WE 06/11/22	01-6339947 1,485.98
	Magalit,R-WE 06/18/22	01-6347213 1,517.60
		- - - - -

Check		Payee / Description	Amount
		APPLEONE EMPLOYMENT SERVICES \$	3,003.58
ACH	CUES	8/22-8/23 GraniteNet Inspection & Office 615807	2,150.00
		CUES \$	2,150.00
ACH	SO CALIF EDISON	MWDCB11-6/17-7/19 10498 Banyan St 8013383903 7/	54.90
		SnSvnRW-6/24-7/25 6000 Cherry Ave 8000141055 7/	97.10
		930RsvrPrjct-6/23-7/24 2950 Galloping Hi 8001775817 7/	317.19
		SO CALIF EDISON \$	469.19
ACH	COUNTY SANITATION DISTRICTS OF	21/22-4th QTR Wstwtr Trtmnt Surchg 1881662 21/22	1,954,894.25
		COUNTY SANITATION DISTRICTS OF\$	1,954,894.25
ACH	NAPA GENUINE PARTS COMPANY	Harness, Extension 4584-372604	26.40
		NAPA GENUINE PARTS COMPANY \$	26.40
ACH	ROYAL INDUSTRIAL SOLUTIONS	Analog Combo Module 6441-1061822	1,418.66
		ROYAL INDUSTRIAL SOLUTIONS \$	1,418.66
ACH	PACIFIC PARTS & CONTROLS	Industrial Circuit Breakers 37724304	210.30
		PACIFIC PARTS & CONTROLS \$	210.30
ACH	MISCO WATER	RP1-Filter Fleece 17800SW	421.28
		MISCO WATER \$	421.28
ACH	MCMaster-CARR SUPPLY CO	1 Gallon Distilled Water Bottle 81073789	40.83
		Fittings,Copper Tubing 81136007	696.78
		Hinge,Screw,Locknut,Bolts,Drill Bits 81133919	1,100.56
		Maintenance Kit,Wash Gun Extension,Nozzl 81524169	126.57
		Misting Nozzles,Pipe Fitting 81685992	576.71
		Lens for Ceiling Lights 81073887	74.85
		MCMaster-CARR SUPPLY CO \$	2,616.30
ACH	MIDPOINT BEARING	Bando Belts 96618420	137.40
		MIDPOINT BEARING \$	137.40
ACH	SWRCB ACCOUNTING OFFICE	*SRF Rpymt #12 C-06-5176-130 08850-22-12	269,176.19
		*SRF Rpymt #12 C-06-5176-120 08849-22-12	264,505.38
		*SRF Rpymt #12 C-06-5176-110 08835-22-12	159,208.05



Check	Payee / Description	Amount
	SWRCB ACCOUNTING OFFICE	\$ 692,889.62
ACH	RSD RP1-Pleated Filter	55369770-00 1,010.10
	RSD	\$ 1,010.10
ACH	REED, RANDALL J 7/7/22 Policy Cmmtt Fee-Reed,R	RPC-7/7/22 100.00
	REED, RANDALL J	\$ 100.00
ACH	ULLOA, EUNICE M 7/7/22 Policy Cmmtt Fee-Ulloa,E	RPC-7/7/22 100.00
	ULLOA, EUNICE M	\$ 100.00
ACH	DORST-PORADA, DEBRA 7/7/22 Policy Cmmtt Fee-Dorst-Porada,D	RPC-7/7/22 100.00
	DORST-PORADA, DEBRA	\$ 100.00
ACH	SIEMENS INDUSTRY INC Ultrasonic Level Controller	5607284905 5,975.82
	SIEMENS INDUSTRY INC	\$ 5,975.82
ACH	BENNETT, ARTHUR E 7/7/22 Policy Cmmtt Fee-Bennett,A	RPC-7/7/22 100.00
	BENNETT, ARTHUR E	\$ 100.00
ACH	PACIFIC COURIERS INC June 2022 Courier Service	22-06-2008 2,680.52
	May 2022 Messenger Svc	22-05-2008 2,599.78
	April 2022 Messenger Svc	22-04-2008 2,465.38
	PACIFIC COURIERS INC	\$ 7,745.68
ACH	JC LAW FIRM 6/22 Regional Contract	1127 9,210.00
	6/22 General Legal	1134 16,255.00
	6/22 Romero vs IEUA	1133 90.00
	6/22 Kaiser vs CBWCD (Ely Basin)	1131 14,910.00
	6/22 Watermaster	1130 9,600.00
	6/22 Fontana vs ADO	1125 240.00
	6/22 City of Rancho Cucamonga vs IEUA	1124 1,830.00
	6/22 RCA Legal	1126 1,110.00
	6/22 SAWPA	1128 1,665.00
	6/22 Ortiz vs IEUA	1132 540.00
	6/22 IEUA vs Spicer	1129 150.00
	JC LAW FIRM	\$ 55,600.00
ACH	COTHRAN JR, PHILLIP WAYNE 7/7/22 Policy Cmmtt Fee-Cothran,P	RPC-7/7/22 100.00
	COTHRAN JR, PHILLIP WAYNE	\$ 100.00

Check	Payee / Description		Amount
ACH	STAPLES CONTRACT & COMMERCIAL Notebook, Dust-Off, Hi-liter, Notebook Rise 3513993633		73.60
	STAPLES CONTRACT & COMMERCIAL \$	-	73.60
ACH	DUTREY, JAVIER J 7/7/22 Policy Cmmtt Fee-Dutrey, J	RPC-7/7/22	100.00
	DUTREY, JAVIER J	\$	100.00
ACH	VELTO, BILL 7/7/22 Policy Cmmtt Fee-Velto, B	RPC-7/7/22	100.00
	VELTO, BILL	\$	100.00
ACH	ATLASSIAN PTY LTD 7/22-7/24 IT Service Desk Jira Mangement AT-188821240		21,300.00
	ATLASSIAN PTY LTD	\$	21,300.00
ACH	IEUA EMPLOYEES' ASSOCIATION P/R DIR 8 8/12 Employee Ded	HR 0107200	12.00
	P/R 16 8/12/22 Employee Ded	HR 0107300	177.00
	IEUA EMPLOYEES' ASSOCIATION	\$	189.00
ACH	IEUA SUPERVISORS UNION ASSOCIA P/R 16 8/12/22 Employee Ded	HR 0107300	360.00
	IEUA SUPERVISORS UNION ASSOCIA\$		360.00
ACH	IEUA GENERAL EMPLOYEES ASSOCIA P/R 16 8/12/22 Employee Ded	HR 0107300	975.35
	IEUA GENERAL EMPLOYEES ASSOCIA\$		975.35
ACH	INLAND EMPIRE UNITED WAY P/R 16 8/12/22 Employee Ded	HR 0107300	21.00
	INLAND EMPIRE UNITED WAY	\$	21.00
ACH	IEUA PROFESSIONAL EMPLOYEES AS P/R 16 8/12/22 Employee Ded	HR 0107300	636.00
	IEUA PROFESSIONAL EMPLOYEES AS\$		636.00
ACH	WEX HEALTH INC P/R 16 8/12/22 Cafeteria Plan	HR 0107300	4,352.04
	WEX HEALTH INC	\$	4,352.04
ACH	CITY EMPLOYEES ASSOCIATES P/R 16 8/12/22 Employee Ded	HR 0107300	373.50
	CITY EMPLOYEES ASSOCIATES	\$	373.50
ACH	AQUA BEN CORPORATION DAFT-4,600 lbs Hydrofloc 748E	44640	6,493.02
	RP2-27,600 Lbs Hydrofloc 748E	44636	38,958.09



Check	Payee / Description	Amount
	DAFT-4,600 Lbs Hydrofloc 748E 44685	6,493.02
	RP1-18,400 Lbs Hydrofloc 750A 44686	27,359.88
	RP1-13,800 Lbs Hydrofloc 750A 44613	20,519.91
	RP1-18,400 Gals Hydrofloc 750A 44641	27,359.88
		- - - - -
	AQUA BEN CORPORATION \$	127,183.80
ACH	UNIVAR SOLUTIONS USA INC	
	TP1-12,050 Lbs Sodium Bisulfite 50403209	4,842.99
		- - - - -
	UNIVAR SOLUTIONS USA INC \$	4,842.99
ACH	GRAINGER INC	
	Safety Glasses,Sunscreen,Shampoo,Elec Ta 9384200193	702.63
	Solenoid Valve 9368714862	192.74
	Receptacle Taper 9385782199	83.22
	Cylinder Lift Truck 9368691839	2,229.60
	Solenoid Valve 9368714870	233.43
	Elbow Tube,Pipe 9372973678	60.00
	Ball Valve,Safety Sign 9373528091	716.38
	Inv-Lthm Lbrcnt,Cplng,Bll Vlv,Cbl Tie,Cl 9373528117	4,752.41
	Sunscreen Pouch 9377168274	79.60
	Enclosure,Crews,Mounting Track 9372092917	316.44
	Enclosure Inner Panel 9372394461	4.75
	Panel Kit,Interior Panel,Connectors 9382994672	582.98
	Sunscreen 9384000718	85.85
	Exhaust Port Flow Control 9372973637	29.42
	Tee,Adapter,Elbow,Ball Valve,Removal Too 9372973645	494.57
	Pail 9382994680	43.15
	Cable Ties,Thread Sealant,Hand Lotion 9384821592	932.33
	Chipping Hammer 9375070209	13.53
	Garden Hose 9384821568	163.92
	Motorized Progressive Cavity Pump 9375496032	8,050.74
		- - - - -
	GRAINGER INC \$	19,767.69
ACH	CORE-ROSION PRODUCTS	
	25% Deposit f/10,300 Gal Tank & Accessor C2022276	8,285.64
		- - - - -
	CORE-ROSION PRODUCTS \$	8,285.64
ACH	ALLIANT INSURANCE SERVICES INC	
	7/1/22-7/1/23 Excess Commercial Followin 2012608	185,457.65
		- - - - -
	ALLIANT INSURANCE SERVICES INC\$	185,457.65
ACH	CALIFORNIA WATER TECHNOLOGIES	
	RP2-16,971.90 Lbs Ferric Chloride Soluti 42175	5,720.36
	RP1-18,471.60 Lbs Ferric Chloride Soluti 42256	6,225.83
	RP1-18,194.40 lbs. Ferric Chloride Solut 42241	6,132.40
	RP1-20,155.96 Lbs Ferric Chloride Soluti 42142	6,793.54
	RP2-18,159.46 Lbs Ferric Chloride Soluti 42240	6,120.62
	RP2-18,343.82 Lbs Ferric Chloride Soluti 42221	6,182.76
	RP1-16,859.20 Lbs Ferric Chloride Soluti 42288	5,682.37
	CCWRP-16,987.04 Lbs Ferric Chloride Solu 42291	5,725.45
	RP1-18,832.70 lbs Ferric Chloride 42196	6,347.54
		- - - - -
	CALIFORNIA WATER TECHNOLOGIES \$	54,930.87

Check	Payee / Description	Amount
ACH	SO CALIF EDISON	
	CCWRP/TP/RWPS-6/28-7/27 14950 Telephone 8004814080 7/	85,695.09
	VctrBsn/MWDCB11-3/21-7/19 Victoria St/Ba 0228789092 7/	360.41
	8thStBsn-6/28-7/27 1180 8th St 8000035339 7/	112.26
	Trnr3&4-6/29-7/28 916 Archibald Ave 8001265279 7/	90.52
	CCWRP/TP-6/28-7/27 14950 Telephone Ave 8003543714 7/	31.98
	TrnrBsnRW-6/29-7/28 1063 Turner Ave 8004601423 7/	25.26
	RP1/RP5/8thStBsn-7/1-8/1 8865 Kimball/11 0389324092 7/	96.16
	1630WPmpStn-6/28-7/27 1530 6th St 8004881955 7/	20,994.37
		- - - - -
	SO CALIF EDISON \$	107,406.05
ACH	SOLAR STAR CALIFORNIA V LLC	
	RP1-11/1-11/30 2450 Phila St E02M0616-4301	1,888.11
		- - - - -
	SOLAR STAR CALIFORNIA V LLC \$	1,888.11
ACH	CALTROL INC	
	Digital Valve CD99158241	630.83
		- - - - -
	CALTROL INC \$	630.83
ACH	HOME DEPOT CREDIT SERVICES	
	RP-1 E&I Shkwave Set WO144100 100000 JF1 4533741	268.14
	Lab Drinking Wtr Filters WO3430496 DCorr 0523833	135.72
		- - - - -
	HOME DEPOT CREDIT SERVICES \$	403.86
ACH	J G TUCKER & SON INC	
	RP1-Gloves 18043	1,103.09
		- - - - -
	J G TUCKER & SON INC \$	1,103.09
ACH	PATTON SALES CORP	
	Aluminum Sheets 4451611	265.33
		- - - - -
	PATTON SALES CORP \$	265.33
ACH	WAXIE SANITARY SUPPLY	
	Clean & Soft 2-Ply Tissue 81050487	19.17
	White Bar,Seat Covers,Eco Logo, Clean & 81059174	2,669.11
		- - - - -
	WAXIE SANITARY SUPPLY \$	2,688.28
ACH	GRAINGER INC	
	RP1-Group Lockout Box 9361950133	351.28
	Group Lockout Boxes 9371690349	1,522.19
		- - - - -
	GRAINGER INC \$	1,873.47
ACH	AMETEK BROOKFIELD	
	Nylon Tee,Taper Fitting,Fritware,Filter, A00000368452	1,811.90
		- - - - -
	AMETEK BROOKFIELD \$	1,811.90
ACH	AMERICAN COMPRESSOR CO	
	Synthetic Oil 220330-BP	498.09
		- - - - -
	AMERICAN COMPRESSOR CO \$	498.09

Check Payee / Description Amount

ACH	KONICA MINOLTA		
	Lease Copiers - 7/22 C658,C759,C659	40338747	3,017.56
	Lease Copiers-7/22 C759,BIZ808,BIZ658E,B	40338748	2,517.40
			- - - - -
	KONICA MINOLTA	\$	5,534.96

ACH	ACCUSTANDARD INC		
	ICP-MS Calibration Standard	965467	202.56
			- - - - -
	ACCUSTANDARD INC	\$	202.56

ACH	MCMaster-CARR SUPPLY CO		
	CCWRF MM Bk Character WO3429639	81534883	106.50
			- - - - -
	MCMaster-CARR SUPPLY CO	\$	106.50

ACH	INDUSTRIAL SUPPLY CO		
	Coupling,Screws	6799	60.19
	Bolts,Disc	6796	55.87
			- - - - -
	INDUSTRIAL SUPPLY CO	\$	116.06

ACH	LIEBERT CASSIDY WHITMORE		
	HQ-A/ERC LCW Membership 22-23/rwong/7-14	220917	4,545.00
			- - - - -
	LIEBERT CASSIDY WHITMORE	\$	4,545.00

ACH	MPS SECURITY		
	April 2022 IEUA Rover Patrol Service	2066	11,905.92
	June 2022 RP1 Standing Guard Service	2160	6,177.60
	June 2022 IEUA Rover Patrol Service	2159	11,519.82
	June 2022 Chino Wetlands Guard Service	2158	2,274.48
	May 2022 Chino Wetlands Guard Service	2143	2,021.76
	May 2022 RP1 Standing Guard Service	2142	6,177.60
	May 2022 IEUA Rover Patrol Service	2141	12,207.78
	April 2022 Chino Wetlands Guard Service	2068	1,937.52
	April 2022 RP1 Standing Guard Service	2067	5,896.80
			- - - - -
	MPS SECURITY	\$	60,119.28

ACH	BATTERY SYSTEMS		
	Batteries,Core Deposits	7764193	143.52
			- - - - -
	BATTERY SYSTEMS	\$	143.52

ACH	INLAND EMPIRE REGIONAL		
	RP1-4/22 Biosolids Transport TO IERCA	90031610	202,370.70
	RP2-4/22 Biosolids Transport TO IERCA	90031611	143,269.28
	RP2-6/22 Biosolids Transport TO IERCA	90032074	145,651.92
	RP2-5/22 Biosolids Transport To IERCA	90031887	129,715.84
	RP1-5/22 Biosolids Transport TO IERCA	90031888	225,782.40
	RP1-6/22 Biosolids Transport TO IERCA	90032073	213,265.42
			- - - - -
	INLAND EMPIRE REGIONAL	\$	1,060,055.56

ACH	RACO MANUFACTURING & ENGINEERI		
	Alarm Agent Cloud Based Alarm	INV-107272	8,550.00
			- - - - -

Check	Payee / Description	Amount
	RACO MANUFACTURING & ENGINEERING	8,550.00
ACH	HACH COMPANY	
	Door Assy Kit 13136662	229.09
	600MV ORP Soln,StablCal Calibration Kit 13131893	707.65
	Brushes,Metalized Bag, NH4-N Std Soln,Cl 13134017	4,230.11
	Demal KCL Solution 13136661	945.89
		- - - - -
	HACH COMPANY \$	6,112.74
ACH	INNOVATIVE FEDERAL STRATEGIES	
	7/22 Prof Svcs 072022	7,200.00
		- - - - -
	INNOVATIVE FEDERAL STRATEGIES \$	7,200.00
ACH	CS-AMSCO	
	RP-5 E&I Plug&Socket Assy 17897	288.23
		- - - - -
	CS-AMSCO \$	288.23
ACH	DETECTION INSTRUMENTS CORP	
	L2 Gas Logger 2642-52480	6,142.48
		- - - - -
	DETECTION INSTRUMENTS CORP \$	6,142.48
ACH	OLIN CORP	
	TP1-4,838 Gals Sodium Hypochlorite 3000134100	4,445.89
	TP1-4,734 Gals Sodium Hypochlorite 3000136039	4,629.64
	RP5 4,906 Gals. Sodium Hypochlorite 3000134102	4,508.38
	TP1-4,656 Gals Sodium Hypochlorite 3000130169	4,553.35
	RP5-4,920 Gals Sodium Hypochlorite 3000131960	4,521.25
	RP5 4,872 Gals. Sodium Hypochlorite 3000121327	4,457.88
	TP1-4,842 Gals Sodium Hypochlorite 3000133539	4,449.57
	CCWW-4,812 Gals Sodium Hypochlorite 3000130170	4,422.00
	TP1-4,850 Gals Sodium Hypochlorite 3000128795	4,456.92
	TP1-4,838 Gals Sodium Hypochlorite 3000132789	4,445.89
	TP1-4,836 Gals. Sodium Hypochlorite 3000139258	4,444.06
	TP1-4,912 Gals Sodium Hypochlorite 3000131278	4,513.90
	CCWRP-4,938 Gals Sodium Hypochlorite 3000128796	4,537.79
	RP5 4,186 Gals. Sodium Hypochlorite 3000128797	4,093.71
	CCWRP-4,908 Gals Sodium Hypochlorite 3000139257	4,510.23
	CCWRP-4,802 Gals Sodium Hypochlorite 3000110482	4,393.83
	CCWRP-4,046 Gals Sodium Hypochlorite 3000104889	3,940.80
	RP4 4,872 Gals. Sodium Hypochlorite 3000128990	4,477.14
	RP4 4,592 Gals. Sodium Hypochlorite 3000130603	4,490.76
	TP1-4,802 Gals Sodium Hypochlorite 3000130604	4,412.82
	CCWRP-4,910 Gals Sodium Hypochlorite 3000138847	4,512.06
	CCWRP-4,792 Gals Sodium Hypochlorite 3000134101	4,686.35
	RP4-4,656 Gals. Sodium Hypochlorite 3000138848	4,553.35
	RP5-5,014 Gals Sodium Hypochlorite 3000138846	4,607.64
	TP1-4,820 Gals Sodium Hypochlorite 3000129739	4,429.36
	TP1-4,832 Gals Sodium Hypochlorite 3000138208	4,440.39
	TP1-4,892 Gals Sodium Hypochlorite 3000129541	4,495.52
	RP5-3,988 Gals Sodium Hypochlorite 3000129406	3,900.08
	TP1-4,842 Gals Sodium Hypochlorite 3000129407	4,449.57
	RP4-4,896 Gals. Sodium Hypochlorite 3000134611	4,499.20
	TP1-4,768 Gals Sodium Hypochlorite 3000134612	4,662.88
	TP1-4,776 Gals Sodium Hypochlorite 3000129404	4,670.70
	TP1-4,860 Gals. Sodium Hypochlorite 3000137639	4,466.11



Check	Payee / Description	Amount
	RP5 3,952 Gals. Sodium Hypochlorite 3000128113	3,864.87
	CCWRP-4,918 Gals Sodium Hypochlorite 3000136997	4,519.41
	RP5 4,934 Gals. Sodium Hypochlorite 3000136998	4,534.12
	TP1-5,028 Gals Sodium Hypochlorite 3000136996	4,620.50
	TP1-4,812 Gals Sodium Hypochlorite 3000128320	4,422.00
	TP1-4,820 Gals Sodium Hypochlorite 3000128420	4,429.36
	TP1-4,912 Gals. Sodium Hypochlorite 3000136999	4,513.90
	RP5-4,828 Gals Sodium Hypochlorite 3000135676	4,436.71
	TP1-4,926 Gals Sodium Hypochlorite 3000136400	4,526.76
	RP4-4,806 Gals. Sodium Hypochlorite 3000136401	4,416.49
	OLIN CORP \$	191,363.14
ACH	BURLINGTON SAFETY LABORATORY Retest Gloves, Insulating Gloves 82773	616.00
	BURLINGTON SAFETY LABORATORY \$	616.00
ACH	CALIFORNIA STRATEGIES LLC 7/22 Prof Svcs 072264	7,500.00
	CALIFORNIA STRATEGIES LLC \$	7,500.00
ACH	US BANK VOYAGER FLEET SYSTEMS 7/22 Gasoline f/Agency Vehicles 8693150932231	14,944.05
	US BANK VOYAGER FLEET SYSTEMS \$	14,944.05
ACH	ENVIRONMENTAL WATER SOLUTIONS Flame Arrester Kit 6" 5489237	6,221.26
	ENVIRONMENTAL WATER SOLUTIONS \$	6,221.26
ACH	ROGERS ANDERSON MALODY & SCOTT Prof. Services for Audit Advisory 70972	6,500.00
	ROGERS ANDERSON MALODY & SCOTT\$	6,500.00
ACH	ELECTRO-CHEMICAL DEVICES INC Sensors, Immersion Assembly 74185	6,226.20
	ELECTRO-CHEMICAL DEVICES INC \$	6,226.20
ACH	CALIFORNIA WATER TECHNOLOGIES RP2-18,597.60 Lbs Ferric Chloride Soluti 41671	6,268.31
	RP1-18,870.12 Lbs Ferric Chloride Soluti 41702	6,360.15
	CALIFORNIA WATER TECHNOLOGIES \$	12,628.46
ACH	D & H WATER SYSTEMS INC Diaphragm I2022-0996	3,931.09
	D & H WATER SYSTEMS INC \$	3,931.09
ACH	SUPERIOR ELECTRIC MOTOR SERVIC RP1 TECO Motor Repair 128136	1,358.71
	SUPERIOR ELECTRIC MOTOR SERVIC\$	1,358.71

Check	Payee / Description	Amount
ACH	AMAZON BUSINESS	
	Adjustable Battery Charger 1MV3-9VHD-WNH	138.88
	2 Pack Camping Stool 1JD4-7XKK-NL3	35.55
	Lanterns,Halloween Decor,Water Beads,Car 1CGF-JMWN-4CT	395.42
		- - - - -
	AMAZON BUSINESS \$	569.85
ACH	VARI SALES CORPORATION	
	VariDesk Cube Corner 90225619	534.58
		- - - - -
	VARI SALES CORPORATION \$	534.58
ACH	STAPLES CONTRACT & COMMERCIAL	
	Toner 3513346142	192.50
	Ieua Double Sided BC 3512419411	26.91
	Ieua Double Sided BC 3512419412	32.17
	Roller,Letter Pad,Post-its,Notes 3512419414	63.57
	IEUA Double Sided BC 3512886369	26.91
	Phone Case 3512886370	26.93
		- - - - -
	STAPLES CONTRACT & COMMERCIAL \$	368.99
ACH	FLEETISTICS	
	GEOTAB Materials 100894	2,873.46
		- - - - -
	FLEETISTICS \$	2,873.46
ACH	PILLSBURY WINTHROP SHAW PITTM	
	Professional Srvs for June 2022 8482190	5,250.00
		- - - - -
	PILLSBURY WINTHROP SHAW PITTM\$	5,250.00
ACH	SO CALIF EDISON	
	OntLS-7/6-8/3 2525 Riverside Dr 8001610323 7/	40.43
	PrdLS-6/30-7/31 34 Johnson-Pine 8000032094 7/	79.33
	RP1-6/7-7/6 2450 Phila St 8000032453 6/	224,257.18
	RP2MntLnchRm-7/1-7/31 16400 El Prado Rd 8005078295 7/	15,664.41
	RP1StLts-7/1-7/31 34 Phila 8000340637 7/	24.15
	ZnRsvr-7/7-8/4 12749 6th St 8002740158 7/	229.63
	RP5/TP5/HQA/B-6/30-7/31 6075 Kimball Ave 8002326317 7/	246,110.61
	DclzBsn-7/5-8/2 13978 Phila 8002283946 7/	147.26
	RP1-7/1-7/31 2450 Phila St 8000389509 7/	112.98
	RP4-7/7-8/4 12811 6th St 8000598564 7/	455.95
	RP2MntLnchRm-7/1-7/31 16400 El Prado Rd 8000703247 7/	263.84
	PrdDchlStn-6/30-7/31 34 Johnson-Pine 8000932049 7/	716.20
		- - - - -
	SO CALIF EDISON \$	488,101.97
ACH	SO CALIF GAS	
	RP4-6/20-7/20 12811 6Th St 10605111 7/22	29.11
	CCWRP/TP-6/2-7/1 14950 Telephone Ave 14959861 6/22	16.69
	CCWRP/TP-7/1-8/2 14950 Telephone Ave 14959861 7/22	23.03
	MntBldg/Whs-6/21-7/21 2604 Walnut St 11726008 7/22	137.65
		- - - - -
	SO CALIF GAS \$	206.48
ACH	SHELL ENERGY NORTH AMERICA LP	
	RP1/RP2/RP5/CCWRP-6/1-6/30 Power Usage 202206	278,467.47
		- - - - -

Check	Payee / Description	Amount
	SHELL ENERGY NORTH AMERICA LP \$	278,467.47
ACH	IEUA GENERAL EMPLOYEES ASSOCIA P/R 117 8/16/22 Employee Ded HR 0107400	12.50
	IEUA GENERAL EMPLOYEES ASSOCIA\$	12.50
ACH	DELGADO, ROBERTO Emp Assist PC Loan Purchase PC LOAN	1,320.34
	DELGADO, ROBERTO \$	1,320.34
ACH	HOME DEPOT CREDIT SERVICES Tapcon Kit, Supplies WO#3430966 SSauls 8 3013437 RP-4 Ops Materials 153154/540000 ICheng 2084692	103.59 239.25
	HOME DEPOT CREDIT SERVICES \$	342.84
ACH	J L WINGERT CO Push-On Knob 3022565	64.47
	J L WINGERT CO \$	64.47
ACH	ROYAL INDUSTRIAL SOLUTIONS Conex Box,Lid,Bolts,Washer,PVC Fittings, 6441-1063898 Piano Hinge Jic Box 6441-1064103 Strut,Hex Bolt,Washer,PVC Pipes,Coupling 6441-1064515 Elongated Hole Strut,Bolts,Washers,Adapt 6441-1063899 Couplings,Nipples,Connectors 6441-1058471 Wires 6441-1064081 LED Driver 6441-1062629	3,155.26 235.97 3,347.68 2,079.82 1,707.96 956.28 198.77
	ROYAL INDUSTRIAL SOLUTIONS \$	11,681.74
ACH	WAXIE SANITARY SUPPLY Waxie Liners 81095152	364.32
	WAXIE SANITARY SUPPLY \$	364.32
ACH	WEST VALLEY MOSQUITO AND 7/22 Vector Control Svcs 2790	1,162.46
	WEST VALLEY MOSQUITO AND \$	1,162.46
ACH	INTERSTATE BATTERY SYSTEM Battery and core fees 9888	3,661.90
	INTERSTATE BATTERY SYSTEM \$	3,661.90
ACH	GRAINGER INC Leaf Rake,Safety Signs 9403760938 Fuse 9399264424 Water Nozzle,Fire Hose Nozzle,Battery,Ba 9399724088 Hinges,Bolt 9398053869 Rubber Boots,Safety Sign 9396321631 Fuses 9398053851 Sink 9397848624 Foam Sealant 9396523137 Rolling Work Platform 9395636351	235.22 70.07 191.70 81.56 591.84 50.92 1,140.77 43.02 995.87

Check	Payee / Description	Amount
	Exit/Entrance Sign 9407674564 47.04	
	Angle Grinder 9408054246 188.48	
	Horizontal Sheds 9396493265 1,532.14	
		- - - - -
	GRAINGER INC \$ 5,168.63	
ACH	GRAYBAR ELECTRIC CO	
	Sealtight Gray Straight & Elbow 9328222789 1,670.04	
		- - - - -
	GRAYBAR ELECTRIC CO \$ 1,670.04	
ACH	GENESIS CONSTRUCTION	
	EN22054.01-7/22 Pay Est 1 PE 1-EN22054. 9,025.00	
		- - - - -
	GENESIS CONSTRUCTION \$ 9,025.00	
ACH	FASTENAL COMPANY	
	Hard Hats CACHN38834 2,155.00	
		- - - - -
	FASTENAL COMPANY \$ 2,155.00	
ACH	INDUSTRIAL SUPPLY CO	
	Bolts,Drill Bits 6952 158.52	
		- - - - -
	INDUSTRIAL SUPPLY CO \$ 158.52	
ACH	ASSOC SAN BERNARDINO CNTY SPEC	
	8/15 Membership Mtg-Hall,Jasmin 0062 40.00	
		- - - - -
	ASSOC SAN BERNARDINO CNTY SPEC\$ 40.00	
ACH	W A RASIC CONSTRUCTION CO INC	
	EN21036.01-7/22 Pay Est 2 PE 2-EN21036. 950.00	
		- - - - -
	W A. RASIC CONSTRUCTION CO INC \$ 950.00	
ACH	HACH COMPANY	
	NH4-N Solution 13175388 674.04	
	NH4-N Std Soln 13165857 1,348.09	
	Spectrophotometer 13179672 700.92	
	Nitrate 13186573 589.80	
	SC200 Controller 13158490 3,085.62	
	Nitrite 13188251 508.69	
	Process Vial 13147060 51.64	
	Tube Adapter Kit 13149416 323.42	
		- - - - -
	HACH COMPANY \$ 7,282.22	
ACH	GOLDEN STATE LABOR COMPLIANCE	
	EN20022-8/22 Prof Svcs 08.2022.32 2,475.00	
		- - - - -
	GOLDEN STATE LABOR COMPLIANCE \$ 2,475.00	
ACH	SWRCB ACCOUNTING OFFICE	
	*SRF Rpymt #3 C065318-110 13835-22-3 893,468.14	
		- - - - -
	SWRCB ACCOUNTING OFFICE \$ 893,468.14	
ACH	W M LYLES COMPANY	



Check	Payee / Description	Amount
	EN19001-7/22 Pay Est 21	PE 21-EN19001 2,387,623.91
	EN18006-7/22 Pay Est 23	PE 23-EN18006 52,844.70
	EN19006-7/22 Pay Est 21	PE 21-EN19006 2,940,729.43
		- - - - -
	W M LYLES COMPANY	\$ 5,381,198.04
ACH	INSIDE PLANTS INC	
	FcltyMgt/Lab-8/22 Indoor Plant Care	90536 706.50
	Human Resources Trailer-Plants	90785 672.48
		- - - - -
	INSIDE PLANTS INC	\$ 1,378.98
ACH	NATIONAL CONSTRUCTION RENTALS	
	6/22/22-7/19/22 Holding Tank Rental	6602466 290.78
	8/5/22-9/1/22 Potty/Handicap Potty/Sink	6658243 572.70
	7/28/22-8/24/22 GWR Holding Tank Rental	6649636 290.78
	7/13/22-8/9/22 Holding Tank Rental	6627911 190.78
	6/15/22-7/12/22 Holding Tank Rental	6593693 190.78
	7/8/22-8/4/22 Potty/Handicap Potty/Sink	6622268 572.70
	6/30/22-7/27/22 GWR Holding Tank Rental	6612942 290.78
	7/20/22-8/16/22 Holding Tank Rental	6636703 290.78
		- - - - -
	NATIONAL CONSTRUCTION RENTALS	\$ 2,690.08
ACH	JB'S POOLS & PONDS INC	
	8/22 Pond Maint Svc	2266760800 1,194.85
		- - - - -
	JB'S POOLS & PONDS INC	\$ 1,194.85
ACH	BIG SKY ELECTRIC INC	
	EN22042-7/22 Pay Est 3	PE 3-EN22042 12,084.00
		- - - - -
	BIG SKY ELECTRIC INC	\$ 12,084.00
ACH	POWER ENGINEERING SERVICES INC	
	EN22040 5/22-8/6 Prof Svcs	11603 5,985.00
		- - - - -
	POWER ENGINEERING SERVICES INC	\$ 5,985.00
ACH	FRESNO FIRST BANK	
	EN18006-7/22 Pay Est 23	PE 23-EN18006 2,781.30
		- - - - -
	FRESNO FIRST BANK	\$ 2,781.30
ACH	JEREMY HARRIS CONSTRUCTION, IN	
	BnaBsn-7/22 Rppng/Smth,Ld/Hl/Dsps Silt,C	3295 122,386.32
	RP3Bsn-6/22 Rmvl/Hlng	3278 166,733.00
		- - - - -
	JEREMY HARRIS CONSTRUCTION, IN	\$ 289,119.32
ACH	HOWDEN ROOTS LLC	
	RP1-Temperature Sensors	90199754 1,081.81
	Actuator	90199753 8,095.26
		- - - - -
	HOWDEN ROOTS LLC	\$ 9,177.07
ACH	STAPLES CONTRACT & COMMERCIAL	
	Dskpd,Ntbks,Penc1 Shrpnr,Pnc1s,Envlp,Shr	3514770195 105.50
		- - - - -

Check	Payee / Description	Amount
	STAPLES CONTRACT & COMMERCIAL \$	105.50
ACH	INLAND EMPIRE WINDUSTRIAL CO	
	Nipple,Union Pipe Fittings 040488 01	446.77
	Inv-PVC Fittings 040450 05	306.98
	Ball Valves 040450 06	205.63
	Ball Valves 041337 02	159.27
	Nipples,Adapters,Plugs,Tees,Pipes 040044 01	2,531.46
	Inv-Ball Valve 041562 01	159.23
	Inv-Ball Valves 040044 05	205.63
	INLAND EMPIRE WINDUSTRIAL CO \$	4,014.97
ACH	FRESNO FIRST BANK	
	EN19006-7/22 Pay Est 21 PE 21-EN19006	154,775.23
	EN19001-7/22 Pay Est 21 PE 21-EN19001	125,664.42
	FRESNO FIRST BANK \$	280,439.65
ACH	BANNER BANK	
	RW15003.06-6/22 Pay Est 11 PE 11-RW15003	59,403.79
	BANNER BANK \$	59,403.79
ACH	HUNT ORTMANN PALFFY NIEVES	
	EN19001-5/1-5/31 Legal Svcs 93692	21,012.85
	EN19001-6/1-6/30 Legal Svcs 94220	11,762.34
	HUNT ORTMANN PALFFY NIEVES \$	32,775.19
ACH	SO CALIF EDISON	
	CllgHgts/LwrDy/RP3Bsn/TmrBsn1-6/30-7/31 0297941406 7/	321.86
	MntclLS-7/12-8/9 34 Palmetto-Phila 8000031789 7/	2,598.79
	RP4/TP4/RCA-7/7-8/4 12811 6th St 8000036690 7/	274,911.33
	BnaBsn-7/8-8/7 14017 Whittram Ped 8004504662 7/	76.98
	JrpBsn-7/8-8/7 13450 Jurupa 8000401711 7/	1,001.54
	HckryDm-7/8-8/7 13400 Whittram Ave 8000257085 7/	292.79
	ElyBsn-7/8-8/7 1665 Phila Ave 8000057558 7/	119.57
	PhilLS-7/8-8/7 1818 Phila St 8000031143 7/	11,533.83
	SO CALIF EDISON \$	290,856.69
ACH	SO CALIF GAS	
	RP5-6/29-7/29 6075 Kimball Ave 13619305 7/22	2,716.78
	Lab-6/30-8/1 2450 Phila St 15577783 7/22	15.78
	RP1Cmplx-6/30-8/1 2450 Phila St 12140888 7/22	47.99
	HQA/B-6/29-7/29 6075 Kimball Ave 15729783 7/22	135.26
	TP5-6/29-7/29 6075 Kimball Ave 15579076 7/22	21.94
	SO CALIF GAS \$	2,937.75
ACH	AQUA BEN CORPORATION	
	DAFT-4,600 Lbs Hydrofloc 748E 44383	6,493.02
	RP1-18,400 Lbs Hydrofloc 750A 44707	27,359.88
	DAFT-4,600 Lbs Hydrofloc 748E 44706	6,493.02
	RP5-11,500 Lbs Hydrofloc 748E 44567	16,232.54
	AQUA BEN CORPORATION \$	56,578.46

Check	Payee / Description	Amount
ACH	RMA GROUP	
	EN20040-4/4-5/1 Prof Svcs 79953	2,477.96
	EN20008 5/16-6/12 Prof Svcs 80478	533.24
		- - - - -
	RMA GROUP \$	3,011.20
ACH	UNIVAR SOLUTIONS USA INC	
	CCWRP-12,705 Lbs Sodium Bisulfite 50488569	5,106.24
		- - - - -
	UNIVAR SOLUTIONS USA INC \$	5,106.24
ACH	WAXIE SANITARY SUPPLY	
	Bleach,Towels,Degreaser,Hand Soap 80959895	3,243.72
	Cups 81102737	369.93
		- - - - -
	WAXIE SANITARY SUPPLY \$	3,613.65
ACH	GRAINGER INC	
	External Rod Clampsticks,Hot Switch Stic 9411284137	2,505.09
	RP1-Immersion Probe 9228286291	53.36
	RP1 Rust Preventative Spray Primer 9183279257	56.76
	RP1 Grease Gun,Funnel,Ear Plugs 9164637903	635.51
	Strainer 9395141139	234.79
	Sunscreens 9411284145	85.06
	Receptacle 9390920768	43.18
	RP1 Painters Tape 9267067602	44.02
		- - - - -
	GRAINGER INC \$	3,657.77
ACH	MISCO WATER	
	RP1 Check Valves IN03738	4,697.90
	RP1-Filter Fleece 17884SW	181.02
		- - - - -
	MISCO WATER \$	4,878.92
ACH	AMERICAN COMPRESSOR CO	
	Air Filters 220663-P	538.40
		- - - - -
	AMERICAN COMPRESSOR CO \$	538.40
ACH	WILLDAN FINANCIAL SERVICES	
	'20A,'20B 6/30/21-6/30/22 Arbitrage Rbt 010-52194	1,250.00
		- - - - -
	WILLDAN FINANCIAL SERVICES \$	1,250.00
ACH	MCMASTER-CARR SUPPLY CO	
	Heavy Duty Hook 83080365	120.18
	U-Bolts 82295972	205.87
		- - - - -
	MCMASTER-CARR SUPPLY CO \$	326.05
ACH	MIDPOINT BEARING	
	SF-27 SEA 96603600	599.18
		- - - - -
	MIDPOINT BEARING \$	599.18
ACH	TOM DODSON & ASSOCIATES	
	4600002931 5/22 Prof Svcs IE-359-1	1,050.00
		- - - - -

Check	Payee / Description	Amount
	TOM DODSON & ASSOCIATES	\$ 1,050.00
ACH	LIEBERT CASSIDY WHITMORE 5/22 General Legal 219685	429.00
	LIEBERT CASSIDY WHITMORE	\$ 429.00
ACH	JPR SYSTEMS INC RP1-Repair Transceiver Svcs/Parts 30860 Extnsn Modl,Antnna Cble,Mntng Plte,Antnn 30911	2,142.66 1,553.93
	JPR SYSTEMS INC	\$ 3,696.59
ACH	MPS SECURITY July 2022 Chino Wetlands Guard Service 2228 July 2022 IEUA Rover Patrol Service 2229 July 2022 RP1 Standing Guard Service 2230	2,260.44 12,074.40 6,177.60
	MPS SECURITY	\$ 20,512.44
ACH	PONTON INDUSTRIES INC Siemens P320 Gauge Pressure Sensor,PVC G 24664-46512	5,143.39
	PONTON INDUSTRIES INC	\$ 5,143.39
ACH	HACH COMPANY Ammonia 13192589 Filtrax Small Parts Package 13144377	586.67 1,189.90
	HACH COMPANY	\$ 1,776.57
ACH	PFM FINANCIAL ADVISORS LLC Financial Advisory covered through 6/15/ 120849	2,026.25
	PFM FINANCIAL ADVISORS LLC	\$ 2,026.25
ACH	O S T S INC Yard Holster Safety Training 57383 Resource Conservation & Recovery Act 57479 7/13,7/14,7/21 CPR/First Aid/AED/BBP Oxy 57382	1,400.00 750.00 3,600.00
	O S T S INC	\$ 5,750.00
ACH	A & G INSTRUMENT SERVICE Onsite Calibration of Flow Meters 38900	2,103.20
	A & G INSTRUMENT SERVICE	\$ 2,103.20
ACH	W M LYLES COMPANY EN17110-7/22 Pay Est 27 PE 27-EN17110	56,008.29
	W M LYLES COMPANY	\$ 56,008.29
ACH	STANTEC CONSULTING INC EN22037 7/22 Prof Svcs 1957622 EN22020 7/22 Prof Svcs 1957623	5,667.00 43,178.00
	STANTEC CONSULTING INC	\$ 48,845.00

Check	Payee / Description	Amount
ACH	OLIN CORP	
	TP1-4,884 Gals Sodium Hypochlorite 3000144050	4,488.17
	TP1-4,910 Gals. Sodium Hypochlorite 3000141253	4,512.06
	RP4-4,782 Gals. Sodium Hypochlorite 3000141254	4,676.58
	TP1-4,874 Gals. Sodium Hypochlorite 3000141638	4,478.98
	TP1-4,822 Gals. Sodium Hypochlorite 3000144962	4,431.19
	CCWRP-4,922 Gals Sodium Hypochlorite 3000142054	4,523.09
	TP1-4,796 Gals. Sodium Hypochlorite 3000142311	4,690.26
	TP1-4,868 Gals. Sodium Hypochlorite 3000144849	4,473.46
	RP5-4,902 Gals Sodium Hypochlorite 3000140778	4,504.71
	CCWRP-4,856 Gals Sodium Hypochlorite 3000140779	4,462.44
	CCWRP-4,848 Gals Sodium Hypochlorite 3000144565	4,455.09
	RP5-4,816 Gals Sodium Hypochlorite 3000144564	4,425.68
	TP1-4,736 Gals Sodium Hypochlorite 3000143089	4,631.58
	RP5-4,786 Gals Sodium Hypochlorite 3000143087	4,680.48
	TP1-4,836 Gals Sodium Hypochlorite 3000140780	4,444.06
	CCWRP-4,840 Gals Sodium Hypochlorite 3000143088	4,447.74
	TP1-4,858 Gals Sodium Hypochlorite 3000143090	4,464.28
	TP1-4,930 Gals. Sodium Hypochlorite 3000140085	4,530.44
	RP4-4,804 Gals. Sodium Hypochlorite 3000143555	4,414.65
	TP1-4,856 Gals Sodium Hypochlorite 3000143554	4,462.44
		- - - - -
	OLIN CORP \$	90,197.38
ACH	CRB SECURITY SOLUTIONS	
	50% Down Payment-CP18001.00.K RP4 Gates 18570	2,646.48
		- - - - -
	CRB SECURITY SOLUTIONS \$	2,646.48
ACH	MEYERS NAVE	
	5/22 PFAS Issues 194602	7,672.50
	6/22 PFAS Issues 195748	6,642.50
	7/22 PFAS Issues 196758	495.00
		- - - - -
	MEYERS NAVE \$	14,810.00
ACH	JB'S POOLS & PONDS INC	
	7/22 Pond Maint Svc 2266760700	1,194.85
		- - - - -
	JB'S POOLS & PONDS INC \$	1,194.85
ACH	ALTA FOODCRAFT	
	HQA-Coffee, Splenda, Sugar, Filters 12233905	245.20
	HQB-Coffee, Splenda, Sugar, Filters, Stirrer 12233906	183.07
	RP5-Coffee, Sweetener, Coffee Filters, Pot 12237153	105.93
		- - - - -
	ALTA FOODCRAFT \$	534.20
ACH	SIEMENS INDUSTRY INC	
	RP1-MagFlow 5607236186	3,588.08
	Sitrans LR120 Radar Level Transmitter 5607349971	5,956.42
		- - - - -
	SIEMENS INDUSTRY INC \$	9,544.50
ACH	UPS PROTECTION INC	
	Symmetra LX Power Module 2204033	1,340.42
	Symmetra LX Power Module 2205025	1,340.42
		- - - - -
	UPS PROTECTION INC \$	2,680.84



Check Payee / Description	Amount
---------------------------	--------

ACH	SNAP GRAPHICS & DESIGN 100 Hats	14818	1,400.75
	SNAP GRAPHICS & DESIGN	\$	1,400.75
ACH	CONSERV CONSTRUCTION INC WR21006-7/31/22 Prof Svcs - Lrg Lndscp R 1938		22,634.00
	WR21025-7/31/22 Prof Svcs-Tune-up Progra 1940		50,547.50
	WR22019/WR21019-7/31/22 Prof Svcs-Smll S 1939		47,005.00
	CONSERV CONSTRUCTION INC	\$	120,186.50
ACH	ELECTRO-CHEMICAL DEVICES INC Sensor S80	74245	937.53
	ELECTRO-CHEMICAL DEVICES INC	\$	937.53
ACH	ENVIRONMENTAL SCIENCE ASSOCIAT D202000275.10- 7/1-7/31 Prof Svcs	176851	865.20
	ENVIRONMENTAL SCIENCE ASSOCIAT\$		865.20
ACH	MICROAGE Cisco Ctllyst 9300x Ntwrk Essntls,Pwr Spp 2224772		10,363.81
	MICROAGE	\$	10,363.81
ACH	MNR CONSTRUCTION INC RW15003.06-7/22 Pay Est 12	PE 12-RW15003	1,121,432.01
	MNR CONSTRUCTION INC	\$	1,121,432.01
ACH	BERLIN PACKAGING LLC HDPE Bottles	23-0241817	1,501.62
	BERLIN PACKAGING LLC	\$	1,501.62
ACH	POWER ENGINEERING SERVICES INC EN22040-5/22-7/23 Prof Svcs	11601	6,125.00
	POWER ENGINEERING SERVICES INC\$		6,125.00
ACH	CALIFORNIA WATER TECHNOLOGIES CCWRP-18,833.76 Lbs Ferric Chloride Solu 42115		6,347.89
	CALIFORNIA WATER TECHNOLOGIES	\$	6,347.89
ACH	TECHNO COATINGS INC EN22043-7/22 Pay Est 5	PE 5-EN22043	1,646.46
	TECHNO COATINGS INC	\$	1,646.46
ACH	SUPERIOR ELECTRIC MOTOR SERVIC Baldor Motor	127432	384.67
	SUPERIOR ELECTRIC MOTOR SERVIC\$		384.67
ACH	PACIFIC COURIERS INC		

Check	Payee / Description		Amount
	July 2022 Courier Service	22-07-2007	2,685.38
	June 2022 Courier Service	22-06-2007	2,598.75
	May 2022 Courier Service	22-05-2007	2,813.25
			- - - - -
	PACIFIC COURIERS INC	\$	8,097.38
ACH	ECOTECH SERVICES INC		
	7/22 Res. Home Pressure Reg. Program	2372	15,046.25
			- - - - -
	ECOTECH SERVICES INC	\$	15,046.25
ACH	STORETRIEVE LLC		
	8/22 Crtn PickUp/Dlvry/Strg	0181933	1,819.23
	6/22 Crtn PickUp/Dlvry/Strg	0180470	421.45
			- - - - -
	STORETRIEVE LLC	\$	2,240.68
ACH	GILLIS + PANICHAPAN ARCHITECTS		
	FM21005.01-7/22 Prof Svcs	108306J	1,175.00
	EN13016.05 - 7/22 Prof Svcs	108307J	5,920.00
			- - - - -
	GILLIS + PANICHAPAN ARCHITECTS	\$	7,095.00
ACH	AMAZON BUSINESS		
	Stain Remover Credit - Inv#1C3K-NNCJ-3MQ	1KF1-7QVT-RM4	103.32-
	Stain Remover Return - Inv#1C3K-NNCJ-3MQ	1HPY-4Q44-KWV	34.44-
	Rust Stain Removers	1C3K-NNCJ-3MQ	137.76
	Safety Sunglasses,Safety Glasses	1GVH-LJMJ-CP7	208.44
			- - - - -
	AMAZON BUSINESS	\$	208.44
ACH	TRANSENE COMPANY INC		
	RP1 Buffer Solution	207974	783.75
			- - - - -
	TRANSENE COMPANY INC	\$	783.75
ACH	VIDEO SERVICES		
	EN22042 RP4 Horiba & ECD Analyzers Train 00217		831.72
			- - - - -
	VIDEO SERVICES	\$	831.72
ACH	AMERICAN PRINTING & PROMOTIONS		
	Hose Nozzles	10615	2,334.90
			- - - - -
	AMERICAN PRINTING & PROMOTIONS	\$	2,334.90
ACH	FOODJA		
	RP1- 8/15 Ops Lunch	1464363	162.64
			- - - - -
	FOODJA	\$	162.64
ACH	STAPLES CONTRACT & COMMERCIAL		
	Toner	3513993635	384.99
	Sharpie,Binder,Tab Index	3514770196	86.06
	Mouse Pads,Wrist Rest	3514770198	39.79
			- - - - -
	STAPLES CONTRACT & COMMERCIAL	\$	510.84
ACH	LIBERTY LANDSCAPING INC		

Check	Payee / Description	Amount
	HQ Add Mulch 109954	2,099.52
	Replace Malfunctioning Valve 109953	352.03
	TP1-Replace Stuck Valve 109072	352.03
	LIBERTY LANDSCAPING INC \$	2,803.58
ACH	DENALI WATER SOLUTIONS LLC	
	RP1 6/1-6/30 Biosolids Hauling to IERCF INV330065	30,316.14
	RP2 6/1-6/30 Biosolids Hauling to IERCF INV330063	23,878.93
	DENALI WATER SOLUTIONS LLC \$	54,195.07
ACH	METRO BUILDERS & ENGINEERS GRP	
	RW15003.05-7/22 Pay Est 10 PE 10-RW15003	81,700.00
	METRO BUILDERS & ENGINEERS GRP\$	81,700.00
ACH	BANNER BANK	
	RW15003.06-7/22 Pay Est 12 PE 12-RW15003	59,022.74
	BANNER BANK \$	59,022.74
ACH	INFINITE CONTROL SYSTEMS INC	
	Rpr HQ Building Controls 5136	1,525.00
	Rpr HQ Building Controls 5104	860.00
	INFINITE CONTROL SYSTEMS INC \$	2,385.00
ACH	HUNT ORTMANN PALFFY NIEVES	
	EN19001-8/17 Legal Svcs 95047	300.51
	HUNT ORTMANN PALFFY NIEVES \$	300.51
ACH	PEOPLE AND PROCESSES INC	
	6/13-6/15/22 Training Course/Materials 20220622-1	19,510.97
	PEOPLE AND PROCESSES INC \$	19,510.97
ACH	COMMUNISPOND INC	
	Virtual Presentation Skills 49847	15,900.00
	COMMUNISPOND INC \$	15,900.00
ACH	DISABLED VETERAN MODULAR BUILD	
	RP1-DSC Trailer ADA Ramp,Level Asphalt 323	30,150.00
	DISABLED VETERAN MODULAR BUILD\$	30,150.00
ACH	PEAKEPOTENTIAL INC	
	6/28 Administrative Leadership Training 1	800.00
	PEAKEPOTENTIAL INC \$	800.00
ACH	SO CALIF GAS	
	RP1-7/1-8/1 2450 Phila St 5300510 7/22	40.27
	RP1-7/1-8/1 2450 Phila St 11336197 7/22	50.00
	RP2Dg-7/1-8/1 16400 El Prado Rd 14944655 7/22	250.73
	MntBldg/Whs-7/21-8/19 2604 Walnut St 11726008 8/22	124.65



Check	Payee / Description	Amount
	SO CALIF GAS \$	465.65
ACH	BENEFIT COORDINATORS CORPORATI 7/22 LTD,Agency Pd Life,Employee Pd Life 11363	20,524.16
	BENEFIT COORDINATORS CORPORATI\$	20,524.16
ACH	IEUA EMPLOYEES' ASSOCIATION P/R 17 8/26/22 Employee Ded HR 0108100	177.00
	IEUA EMPLOYEES' ASSOCIATION \$	177.00
ACH	IEUA SUPERVISORS UNION ASSOCIA P/R 17 8/26/22 Employee Ded HR 0108100	360.00
	IEUA SUPERVISORS UNION ASSOCIA\$	360.00
ACH	IEUA GENERAL EMPLOYEES ASSOCIA P/R 17 8/26/22 Employee Ded HR 0108100	950.35
	IEUA GENERAL EMPLOYEES ASSOCIA\$	950.35
ACH	INLAND EMPIRE UNITED WAY P/R 17 8/26/22 Employee Ded HR 0108100	21.00
	INLAND EMPIRE UNITED WAY \$	21.00
ACH	WESTERN DENTAL PLAN 7/22 Agency Dental Plan 7/22	1,944.38
	WESTERN DENTAL PLAN \$	1,944.38
ACH	IEUA PROFESSIONAL EMPLOYEES AS P/R 17 8/26/22 Employee Ded HR 0108100	648.00
	IEUA PROFESSIONAL EMPLOYEES AS\$	648.00
ACH	WEX HEALTH INC P/R 17 8/26/22 Cafateria Plan HR 0108100	4,352.04
	WEX HEALTH INC \$	4,352.04
ACH	WEX HEALTH INC June 2022 Admin Fees 0001550986-IN	228.00
	WEX HEALTH INC \$	228.00
ACH	LEGALSHIELD 7/22 Employee Prepaid Legal Services 7/22	179.40
	LEGALSHIELD \$	179.40
ACH	CITY EMPLOYEES ASSOCIATES P/R 17 8/26/22 Employee Ded HR 0108100	373.50
	CITY EMPLOYEES ASSOCIATES \$	373.50
ACH	BREIG, ANNA Reim Monthly Health Prem HEALTH PREM	153.53

Check	Payee / Description	Amount
	BREIG, ANNA \$	153.53
ACH	ESTRADA, JIMMIE J Reim Monthly Health Prem HEALTH PREM	456.06
	ESTRADA, JIMMIE J \$	456.06
ACH	HORNE, WILLIAM Reim Monthly Health Prem HEALTH PREM	456.06
	HORNE, WILLIAM \$	456.06
ACH	LICHTI, ALICE Reim Monthly Health Prem HEALTH PREM	153.53
	LICHTI, ALICE \$	153.53
ACH	NOWAK, THEO T Reim Monthly Health Prem HEALTH PREM	442.04
	NOWAK, THEO T \$	442.04
ACH	DYKSTRA, BETTY Reim Monthly Health Prem HEALTH PREM	153.53
	DYKSTRA, BETTY \$	153.53
ACH	MUELLER, CAROLYN Reim Monthly Health Prem HEALTH PREM	153.53
	MUELLER, CAROLYN \$	153.53
ACH	CANADA, ANGELA Reim Monthly Health Prem HEALTH PREM	153.53
	CANADA, ANGELA \$	153.53
ACH	CUPERSMITH, LEIZAR Reim Monthly Health Prem HEALTH PREM	153.53
	CUPERSMITH, LEIZAR \$	153.53
ACH	DELGADO-ORAMAS JR, JOSE Reim Monthly Health Prem HEALTH PREM	302.53
	DELGADO-ORAMAS JR, JOSE \$	302.53
ACH	GRANGER, BRANDON Reim Monthly Health Prem HEALTH PREM	147.76
	GRANGER, BRANDON \$	147.76
ACH	GADDY, CHARLES L Reim Monthly Health Prem HEALTH PREM	147.76
	GADDY, CHARLES L \$	147.76
ACH	WEBB, DANNY C	

Check	Payee / Description	Amount
	Reim Monthly Health Prem HEALTH PREM	149.00
	WEBB, DANNY C \$	149.00
ACH	HUMPHREYS, DEBORAH E Reim Monthly Health Prem HEALTH PREM	151.27
	HUMPHREYS, DEBORAH E \$	151.27
ACH	MOUAT, FREDERICK W Reim Monthly Health Prem HEALTH PREM	151.27
	MOUAT, FREDERICK W \$	151.27
ACH	MORGAN, GARTH W Reim Monthly Health Prem HEALTH PREM	149.00
	MORGAN, GARTH W \$	149.00
ACH	ALLINGHAM, JACK Reim Monthly Health Prem HEALTH PREM	2.27
	ALLINGHAM, JACK \$	2.27
ACH	MAZUR, JOHN Reim Monthly Health Prem HEALTH PREM	511.16
	MAZUR, JOHN \$	511.16
ACH	HAMILTON, MARIA Reim Monthly Health Prem HEALTH PREM	149.00
	HAMILTON, MARIA \$	149.00
ACH	RAMOS, CAROL Reim Monthly Health Prem HEALTH PREM	2.27
	RAMOS, CAROL \$	2.27
ACH	FISHER, JAY Reim Monthly Health Prem HEALTH PREM	149.00
	FISHER, JAY \$	149.00
ACH	KING, PATRICK Reim Monthly Health Prem HEALTH PREM	2.27
	KING, PATRICK \$	2.27
ACH	DIETZ, JUDY Reim Monthly Health Prem HEALTH PREM	149.00
	DIETZ, JUDY \$	149.00
ACH	MONZAVI, TAGHI Reim Monthly Health Prem HEALTH PREM	2.27
	MONZAVI, TAGHI \$	2.27

Check	Payee / Description	Amount
ACH	PETERSEN, KENNETH Reim Monthly Health Prem	HEALTH PREM 153.53
	PETERSEN, KENNETH	\$ 153.53
ACH	TRAUTERMAN, HELEN Reim Monthly Health Prem	HEALTH PREM 153.53
	TRAUTERMAN, HELEN	\$ 153.53
ACH	TIEGS, KATHLEEN Reim Monthly Health Prem	HEALTH PREM 456.06
	TIEGS, KATHLEEN	\$ 456.06
ACH	DIGGS, GEORGE Reim Monthly Health Prem	HEALTH PREM 456.06
	DIGGS, GEORGE	\$ 456.06
ACH	HAYES, KENNETH Reim Monthly Health Prem	HEALTH PREM 456.06
	HAYES, KENNETH	\$ 456.06
ACH	RODRIGUEZ, LOUIS Reim Monthly Health Prem	HEALTH PREM 151.27
	RODRIGUEZ, LOUIS	\$ 151.27
ACH	VARBEL, VAN Reim Monthly Health Prem	HEALTH PREM 302.53
	VARBEL, VAN	\$ 302.53
ACH	CLIFTON, NEIL Reim Monthly Health Prem	HEALTH PREM 302.53
	CLIFTON, NEIL	\$ 302.53
ACH	WELLMAN, JOHN THOMAS Reim Monthly Health Prem	HEALTH PREM 302.53
	WELLMAN, JOHN THOMAS	\$ 302.53
ACH	TROXEL, WYATT Reim Monthly Health Prem	HEALTH PREM 153.53
	TROXEL, WYATT	\$ 153.53
ACH	CORLEY, WILLIAM Reim Monthly Health Prem	HEALTH PREM 302.53
	CORLEY, WILLIAM	\$ 302.53
ACH	LESNIAKOWSKI, NORBERT Reim Monthly Health Prem	HEALTH PREM 146.52
	LESNIAKOWSKI, NORBERT	\$ 146.52

Check	Payee / Description	Amount
-------	---------------------	--------

ACH	VER STEEG, ALLEN J Reim Monthly Health Prem	HEALTH PREM	147.76
	VER STEEG, ALLEN J	\$	147.76

ACH	HACKNEY, GARY Reim Monthly Health Prem	HEALTH PREM	511.16
	HACKNEY, GARY	\$	511.16

ACH	TOL, HAROLD Reim Monthly Health Prem	HEALTH PREM	153.53
	TOL, HAROLD	\$	153.53

ACH	BANKSTON, GARY Reim Monthly Health Prem	HEALTH PREM	153.53
	BANKSTON, GARY	\$	153.53

ACH	ATWATER, RICHARD Reim Monthly Health Prem	HEALTH PREM	149.00
	ATWATER, RICHARD	\$	149.00

ACH	FIESTA, PATRICIA Reim Monthly Health Prem	HEALTH PREM	302.53
	FIESTA, PATRICIA	\$	302.53

ACH	CARAZA, TERESA Reim Monthly Health Prem	HEALTH PREM	2.27
	CARAZA, TERESA	\$	2.27

ACH	ANDERSON, JOHN L Reim Monthly Health Prem	HEALTH PREM	456.06
	ANDERSON, JOHN L	\$	456.06

ACH	SANTA CRUZ, JACQUELYN Reim Monthly Health Prem	HEALTH PREM	727.09
	SANTA CRUZ, JACQUELYN	\$	727.09

ACH	HECK, ROSELYN Reim Monthly Health Prem	HEALTH PREM	2.27
	HECK, ROSELYN	\$	2.27

ACH	SOPICKI, LEO Reim Monthly Health Prem	HEALTH PREM	295.52
	SOPICKI, LEO	\$	295.52

ACH	GOSE, ROSEMARY Reim Monthly Health Prem	HEALTH PREM	149.00
-----	--	-------------	--------

Check		Payee / Description	Amount
		GOSE, ROSEMARY	\$ 149.00
ACH	KEHL, BARRETT	Reim Monthly Health Prem	HEALTH PREM 149.00
	KEHL, BARRETT		\$ 149.00
ACH	RITCHIE, JANN	Reim Monthly Health Prem	HEALTH PREM 149.00
	RITCHIE, JANN		\$ 149.00
ACH	LONG, ROCKWELL DEE	Reim Monthly Health Prem	HEALTH PREM 362.16
	LONG, ROCKWELL DEE		\$ 362.16
ACH	FATTAHI, MIR	Reim Monthly Health Prem	HEALTH PREM 149.00
	FATTAHI, MIR		\$ 149.00
ACH	VERGARA, FLORENTINO	Reim Monthly Health Prem	HEALTH PREM 302.53
	VERGARA, FLORENTINO		\$ 302.53
ACH	WALL, DAVID	Reim Monthly Health Prem	HEALTH PREM 151.27
	WALL, DAVID		\$ 151.27
ACH	CHUNG, MICHAEL	Reim Monthly Health Prem	HEALTH PREM 151.27
	CHUNG, MICHAEL		\$ 151.27
ACH	ADAMS, PAMELA	Reim Monthly Health Prem	HEALTH PREM 2.27
	ADAMS, PAMELA		\$ 2.27
ACH	BLASINGAME, MARY	Reim Monthly Health Prem	HEALTH PREM 570.78
	BLASINGAME, MARY		\$ 570.78
ACH	ANDERSON, KENNETH	Reim Monthly Health Prem	HEALTH PREM 151.27
	ANDERSON, KENNETH		\$ 151.27
ACH	MOE, JAMES	Reim Monthly Health Prem	HEALTH PREM 2.27
	MOE, JAMES		\$ 2.27
ACH	POLACEK, KEVIN	Reim Monthly Health Prem	HEALTH PREM 719.78



Check		Payee / Description	Amount
		POLACEK, KEVIN	\$ 719.78
ACH	ELROD, SONDRA	Reim Monthly Health Prem	HEALTH PREM 151.27
	ELROD, SONDRA		\$ 151.27
ACH	FRAZIER, JACK	Reim Monthly Health Prem	HEALTH PREM 2.27
	FRAZIER, JACK		\$ 2.27
ACH	HOAK, JAMES	Reim Monthly Health Prem	HEALTH PREM 149.00
	HOAK, JAMES		\$ 149.00
ACH	DEZHAM, PARIVASH	Reim Monthly Health Prem	HEALTH PREM 2.27
	DEZHAM, PARIVASH		\$ 2.27
ACH	FOLEY III, DANIEL J.	Reim Monthly Health Prem	HEALTH PREM 2.27
	FOLEY III, DANIEL J.		\$ 2.27
ACH	CLEVELAND, JAMES	Reim Monthly Health Prem	HEALTH PREM 149.00
	CLEVELAND, JAMES		\$ 149.00
ACH	LANGNER, CAMERON	Reim Monthly Health Prem	HEALTH PREM 582.07
	LANGNER, CAMERON		\$ 582.07
ACH	HAMILTON, LEANNE	Reim Monthly Health Prem	HEALTH PREM 2.27
	HAMILTON, LEANNE		\$ 2.27
ACH	HOOSHMAND, RAY	Reim Monthly Health Prem	HEALTH PREM 149.00
	HOOSHMAND, RAY		\$ 149.00
ACH	SCHLAPKOHL, JACK	Reim Monthly Health Prem	HEALTH PREM 149.00
	SCHLAPKOHL, JACK		\$ 149.00
ACH	POOLE, PHILLIP	Reim Monthly Health Prem	HEALTH PREM 210.89
	POOLE, PHILLIP		\$ 210.89
ACH	ADAMS, BARBARA		

Check	Payee / Description	Amount
	Reim Monthly Health Prem	HEALTH PREM 147.76
	ADAMS, BARBARA	\$ 147.76
ACH	RUESCH, GENECE	
	Reim Monthly Health Prem	HEALTH PREM 153.53
	RUESCH, GENECE	\$ 153.53
ACH	VANDERPOOL, LARRY	
	Reim Monthly Health Prem	HEALTH PREM 568.24
	VANDERPOOL, LARRY	\$ 568.24
ACH	AMBROSE, JEFFREY	
	Reim Monthly Health Prem	HEALTH PREM 302.53
	AMBROSE, JEFFREY	\$ 302.53
ACH	MERRILL, DIANE	
	Reim Monthly Health Prem	HEALTH PREM 569.48
	MERRILL, DIANE	\$ 569.48
ACH	HOUSER, ROD	
	Reim Monthly Health Prem	HEALTH PREM 717.24
	HOUSER, ROD	\$ 717.24
ACH	RUSSO, VICKI	
	Reim Monthly Health Prem	HEALTH PREM 210.89
	RUSSO, VICKI	\$ 210.89
ACH	HUSS, KERRY	
	Reim Monthly Health Prem	HEALTH PREM 989.95
	HUSS, KERRY	\$ 989.95
ACH	BINGHAM, GREGG	
	Reim Monthly Health Prem	HEALTH PREM 362.16
	BINGHAM, GREGG	\$ 362.16
ACH	CHARLES, DAVID	
	Reim Monthly Health Prem	HEALTH PREM 149.00
	CHARLES, DAVID	\$ 149.00
ACH	ALVARADO, ROSEMARY	
	Reim Monthly Health Prem	HEALTH PREM 153.53
	ALVARADO, ROSEMARY	\$ 153.53
ACH	BARELA, GEORGE	
	Reim Monthly Health Prem	HEALTH PREM 149.00
	BARELA, GEORGE	\$ 149.00



Check	Payee / Description	Amount
ACH	FETZER, ROBERT Reim Monthly Health Prem	HEALTH PREM 719.78
	FETZER, ROBERT	\$ 719.78
ACH	SPAETH, ERIC Reim Monthly Health Prem	HEALTH PREM 2.27
	SPAETH, ERIC	\$ 2.27
ACH	DAVIS, MARTHA Reim Monthly Health Prem	HEALTH PREM 2.27
	DAVIS, MARTHA	\$ 2.27
ACH	BRULE, CHRISTOPHER Reim Monthly Health Prem	HEALTH PREM 210.89
	BRULE, CHRISTOPHER	\$ 210.89
ACH	ROOS, JAMES Reim Monthly Health Prem	HEALTH PREM 362.16
	ROOS, JAMES	\$ 362.16
ACH	MULLANEY, JOHN Reim Monthly Health Prem	HEALTH PREM 359.89
	MULLANEY, JOHN	\$ 359.89
ACH	VALENZUELA, DANIEL Reim Monthly Health Prem	HEALTH PREM 570.78
	VALENZUELA, DANIEL	\$ 570.78
ACH	PACE, BRIAN Reim Monthly Health Prem	HEALTH PREM 570.78
	PACE, BRIAN	\$ 570.78
ACH	KING, JOSEPH Reim Monthly Health Prem	HEALTH PREM 149.00
	KING, JOSEPH	\$ 149.00
ACH	VILLALOBOS, HECTOR Reim Monthly Health Prem	HEALTH PREM 210.89
	VILLALOBOS, HECTOR	\$ 210.89
ACH	BAXTER, KATHLEEN Reim Monthly Health Prem	HEALTH PREM 210.89
	BAXTER, KATHLEEN	\$ 210.89
ACH	PENMAN, DAVID Reim Monthly Health Prem	HEALTH PREM 570.78
	PENMAN, DAVID	\$ 570.78

Check	Payee / Description	Amount
-------	---------------------	--------

ACH	ANGIER, RICHARD Reim Monthly Health Prem	HEALTH PREM	570.78
	ANGIER, RICHARD	\$	570.78

ACH	MERRILL, DEBORAH Reim Monthly Health Prem	HEALTH PREM	153.53
	MERRILL, DEBORAH	\$	153.53

ACH	O'DEA, KRISTINE Reim Monthly Health Prem	HEALTH PREM	151.27
	O'DEA, KRISTINE	\$	151.27

ACH	OAKDEN, LISA Reim Monthly Health Prem	HEALTH PREM	719.78
	OAKDEN, LISA	\$	719.78

ACH	LAUGHLIN, JOHN Reim Monthly Health Prem	HEALTH PREM	149.00
	LAUGHLIN, JOHN	\$	149.00

ACH	HUGHBANKS, ROGER Reim Monthly Health Prem	HEALTH PREM	210.89
	HUGHBANKS, ROGER	\$	210.89

ACH	SPENDLOVE, DANNY Reim Monthly Health Prem	HEALTH PREM	151.27
	SPENDLOVE, DANNY	\$	151.27

ACH	HOULIHAN, JESSE Reim Monthly Health Prem	HEALTH PREM	362.16
	HOULIHAN, JESSE	\$	362.16

ACH	WARMAN, EVELYN Reim Monthly Health Prem	HEALTH PREM	2.27
	WARMAN, EVELYN	\$	2.27

ACH	HERNANDEZ, DELIA Reim Monthly Health Prem	HEALTH PREM	210.89
	HERNANDEZ, DELIA	\$	210.89

ACH	GUARDIANO, GARY Reim Monthly Health Prem	HEALTH PREM	151.27
	GUARDIANO, GARY	\$	151.27

ACH	POMERLEAU, THOMAS Reim Monthly Health Prem	HEALTH PREM	2.27
-----	---	-------------	------

Check	Payee / Description	Amount
	POMERLEAU, THOMAS \$	2.27
ACH	BARRER, SATURNINO Reim Monthly Health Prem HEALTH PREM	359.89
	BARRER, SATURNINO \$	359.89
ACH	LACEY, STEVEN Reim Monthly Health Prem HEALTH PREM	786.72
	LACEY, STEVEN \$	786.72
ACH	MILLS, JOHN Reim Monthly Health Prem HEALTH PREM	2.27
	MILLS, JOHN \$	2.27
ACH	REED, RANDALL Reim Monthly Health Prem HEALTH PREM	719.78
	REED, RANDALL \$	719.78
ACH	RAMIREZ, REBECCA Reim Monthly Health Prem HEALTH PREM	359.89
	RAMIREZ, REBECCA \$	359.89
ACH	RAZAK, HALLA Reim Monthly Health Prem HEALTH PREM	149.00
	RAZAK, HALLA \$	149.00
ACH	OSBORN, CINDY L Reim Monthly Health Prem HEALTH PREM	359.89
	OSBORN, CINDY L \$	359.89
ACH	FESTA, GARY Reim Monthly Health Prem HEALTH PREM	279.53
	FESTA, GARY \$	279.53
ACH	MENDEZ, DAVID G Reim Monthly Health Prem HEALTH PREM	362.16
	MENDEZ, DAVID G \$	362.16
ACH	DELGADO, FLOR MARIA Reim Monthly Health Prem HEALTH PREM	149.00
	DELGADO, FLOR MARIA \$	149.00
ACH	GROENVELD, NELLETJE Reim Monthly Health Prem HEALTH PREM	210.89
	GROENVELD, NELLETJE \$	210.89
ACH	BATONGMALAQUE, CHARLIE L Reim Monthly Health Prem HEALTH PREM	362.16

Check	Payee / Description	Amount
	BATONGMALAQUE, CHARLIE L \$	362.16
ACH	BOBBITT, JOHN Reim Monthly Health Prem HEALTH PREM	149.00
	BOBBITT, JOHN \$	149.00
ACH	NEIGHBORS, CLAUDIA Reim Monthly Health Prem HEALTH PREM	210.89
	NEIGHBORS, CLAUDIA \$	210.89
ACH	CHENG, TINA Y Reim Monthly Health Prem HEALTH PREM	153.53
	CHENG, TINA Y \$	153.53
ACH	JACKSON, PATRICIA M Reim Monthly Health Prem HEALTH PREM	151.27
	JACKSON, PATRICIA M \$	151.27
ACH	GIBSON, CONSTANCE A Reim Monthly Health Prem HEALTH PREM	149.00
	GIBSON, CONSTANCE A \$	149.00
ACH	GU, JASON Reim Monthly Health Prem HEALTH PREM	151.27
	GU, JASON \$	151.27
ACH	KOPP, LINDA L Reim Monthly Health Prem HEALTH PREM	2.27
	KOPP, LINDA L \$	2.27
ACH	SCHERCK, JOHN Reim Monthly Health Prem HEALTH PREM	359.89
	SCHERCK, JOHN \$	359.89
ACH	WOODRUFF, APRIL F Reim Monthly Health Prem HEALTH PREM	2.27
	WOODRUFF, APRIL F \$	2.27
ACH	ELEBY, CRYSTAL Reim Monthly Health Prem HEALTH PREM	420.48
	ELEBY, CRYSTAL \$	420.48
ACH	BUCHANAN, JAMES S Reim Monthly Health Prem HEALTH PREM	149.00
	BUCHANAN, JAMES S \$	149.00
ACH	LUCAS, LARRY	

Check	Payee / Description	Amount
	Reim Monthly Health Prem	HEALTH PREM 149.00
	LUCAS, LARRY	\$ 149.00
ACH	LOPEZ, MARK A	
	Reim Monthly Health Prem	HEALTH PREM 359.89
	LOPEZ, MARK A	\$ 359.89
ACH	SANTA CRUZ, VICTOR	
	Reim Monthly Health Prem	HEALTH PREM 578.09
	SANTA CRUZ, VICTOR	\$ 578.09
ACH	TRAUGOTT, JEFFREY P	
	Reim Monthly Health Prem	HEALTH PREM 151.27
	TRAUGOTT, JEFFREY P	\$ 151.27
ACH	RIVERA, VINCENT J	
	Reim Monthly Health Prem	HEALTH PREM 302.53
	RIVERA, VINCENT J	\$ 302.53
ACH	DOAN, KHANH V	
	Reim Monthly Health Prem	HEALTH PREM 719.78
	DOAN, KHANH V	\$ 719.78
ACH	ARGUELLES, ALEX	
	Reim Monthly Health Prem	HEALTH PREM 786.72
	ARGUELLES, ALEX	\$ 786.72
ACH	PROCTOR, CRAIG	
	Reim Monthly Health Prem	HEALTH PREM 570.78
	PROCTOR, CRAIG	\$ 570.78
ACH	STONE, VICTORIA L	
	Reim Monthly Health Prem	HEALTH PREM 570.78
	STONE, VICTORIA L	\$ 570.78
ACH	KREIMEYER, CARL L	
	Reim Monthly Health Prem	HEALTH PREM 359.89
	KREIMEYER, CARL L	\$ 359.89
ACH	CHAVEZ, NESTOR	
	Reim Monthly Health Prem	HEALTH PREM 359.89
	CHAVEZ, NESTOR	\$ 359.89
ACH	CUNNINGHAM, RICHARD A	
	Reim Monthly Health Prem	HEALTH PREM 151.27
	CUNNINGHAM, RICHARD A	\$ 151.27

Check	Payee / Description	Amount
ACH	MCCHRISTY, KAREN Reim Monthly Health Prem	HEALTH PREM 151.27
	MCCHRISTY, KAREN	\$ 151.27
ACH	ROSALES, TIMOTEO P Reim Monthly Health Prem	HEALTH PREM 719.78
	ROSALES, TIMOTEO P	\$ 719.78
ACH	PELLY, GARY Reim Monthly Health Prem	HEALTH PREM 147.76
	PELLY, GARY	\$ 147.76
ACH	GUTIERREZ, MICHAEL C Reim Monthly Health Prem	HEALTH PREM 153.53
	GUTIERREZ, MICHAEL C	\$ 153.53
ACH	ROBISON, JOHN Reim Monthly Health Prem	HEALTH PREM 149.00
	ROBISON, JOHN	\$ 149.00
ACH	DELZER, HARLAN D Reim Monthly Health Prem	HEALTH PREM 302.53
	DELZER, HARLAN D	\$ 302.53
ACH	OAKDEN, SCOTT A Reim Monthly Health Prem	HEALTH PREM 570.78
	OAKDEN, SCOTT A	\$ 570.78
ACH	HEIN, DAVID J Reim Monthly Health Prem	HEALTH PREM 210.89
	HEIN, DAVID J	\$ 210.89
ACH	VALENCIA, CHRISTINA Reim Monthly Health Prem	HEALTH PREM 210.89
	VALENCIA, CHRISTINA	\$ 210.89
ACH	FRESQUEZ, ADRIAN Reim Monthly Health Prem	HEALTH PREM 359.89
	FRESQUEZ, ADRIAN	\$ 359.89
ACH	MALDONADO, ARTHUR Reim Monthly Health Prem	HEALTH PREM 2.27
	MALDONADO, ARTHUR	\$ 2.27
ACH	SARMIENTO, JESSICA Reim Monthly Health Prem	HEALTH PREM 210.89
	SARMIENTO, JESSICA	\$ 210.89



Check	Payee / Description	Amount
ACH	VANBREUKELEN, ALBERT Reim Monthly Health Prem	HEALTH PREM 149.00
	VANBREUKELEN, ALBERT	\$ 149.00
ACH	O'BRIEN, MICHELLE Reim Monthly Health Prem	HEALTH PREM 204.01
	O'BRIEN, MICHELLE	\$ 204.01
ACH	AVILA, GLORIA Reim Monthly Health Prem	HEALTH PREM 210.89
	AVILA, GLORIA	\$ 210.89
ACH	HOBBS, GARY B Reim Monthly Health Prem	HEALTH PREM 153.53
	HOBBS, GARY B	\$ 153.53
ACH	MALKANI, SURESH Reim Monthly Health Prem	HEALTH PREM 359.89
	MALKANI, SURESH	\$ 359.89
ACH	JONES, ALLAN D Reim Monthly Health Prem	HEALTH PREM 210.89
	JONES, ALLAN D	\$ 210.89
ACH	PERKINELMER HEALTH SCIENCES IN Murcury Analyzer	5304885390 8,004.00
	Spectromet,Chiller,Dxi System,Avio 500 C	5304835957 15,264.00
	Whse- Chiller, Assy-Nexion, DX Fast PC3	5304807789 22,500.00
	PERKINELMER HEALTH SCIENCES IN\$	45,768.00
ACH	SANTA ANA WATERSHED	
	22/23 Member District Fees	10101 313,087.00
	June 2022 Service	10117 78,164.12
	22/23 Emerging Constituents Workgroup	2023-09 8,693.00
	22/23 PFAS Contribution	63224 72,765.00
	22/23 Direct Discharge Permit Fees	10082 4,200.00
	May 2022 Truck Discharge	10086 26,302.27
	June 2022 Truck Discharge	10111 17,489.47
	May 2022 Service	10092 74,737.48
	22/23 Santa Ana River Weather Mod Pilot	WMP-03 28,100.00
	22/23 Indirect Discharge Permit Fees	10124 900.00
	22/23 Basin Monitoring Task Force Contri	BMPTF 2023-13 24,583.00
	SANTA ANA WATERSHED	\$ 649,021.34
ACH	ROCKWELL ENGINEERING & EQUIPME Chopper Pump	20803 17,625.87
	ROCKWELL ENGINEERING & EQUIPME\$	17,625.87
ACH	STANTEC CONSULTING INC	

Check	Payee / Description	Amount
	EN0000000081 8/28/21-9/24/21 Prof Svcs 1842283	17,345.50
	STANTEC CONSULTING INC \$	17,345.50
ACH	PRIORITY BUILDING SERVICES LLC May 2022 Janitorial Services 83192	20,814.29
	PRIORITY BUILDING SERVICES LLC\$	20,814.29
ACH	INLAND EMPIRE WINDUSTRIAL CO Inv-Elbows, Tees, Plugs 041337 01	333.72
	Fiberglass Insulation, Aluminum Jacketing 041680 01	1,090.18
	RP2Mnt-Bll Vlvs, Adptrs, Unns, Elbws, Tees, C 040043 01	4,933.43
	INLAND EMPIRE WINDUSTRIAL CO \$	6,357.33
ACH	SOLAR STAR CALIFORNIA V LLC RP1-5/1-5/31 2450 Phila St E02M0616-4301	1,318.55
	CCWRP/TP/RWPS-2/1-2/28 14950 Telephone A E02M0613-5284	2,110.31
	CCWRP/TP/RWPS-3/1-3/31 14950 Telephone A E02M0613-5456	5,886.98
	CCWRP/TP/RWPS-4/1-4/30 14950 Telephone A E02M0613-5541	7,698.72
	CCWRP/TP/RWPS-5/1-5/31 14950 Telephone A E02M0613-5629	8,035.88
	CCWRP/TP/RWPS-6/1-6/30 14950 Telephone A E02M0613-5654	7,969.96
	RP1-4/1-4/30 2450 Phila St E02M0616-4301	1,855.60
	RP1-2/1-2/28 2450 Phila St E02M0616-4301	1,660.14
	RP5/TP5/HQA/B-12/1-12/31 6075 Kimball Av E02M0614-4387	10,405.10
	RP5/TP5/HQA/B-1/1-1/31 6075 Kimball Ave E02M0614-4387	11,558.05
	RP1-1/1-1/31 2450 Phila St E02M0615-4387	8,860.39
	RP1-2/1-2/28 2450 Phila St E02M0615-4387	12,240.31
	RP1-3/1-3/31 2450 Phila St E02M0615-4387	15,937.96
	RP5/TP5/HQA/B-4/1-4/30 6075 Kimball Ave E02M0614-4387	19,609.02
	RP5/TP5/HQA/B-5/1-5/31 6075 Kimball Ave E02M0614-4387	19,788.16
	RP1-5/1-5/31 2450 Phila St E02M0615-4387	27,313.92
	RP1-4/1-4/30 2450 Phila St E02M0615-4387	25,616.35
	SOLAR STAR CALIFORNIA V LLC \$	187,865.40
ACH	EMPOWER RETIREMENT P/R 17 8/26/22 Deferred Comp HR 0108100	88,513.72
	EMPOWER RETIREMENT \$	88,513.72
ACH	EMPOWER RETIREMENT P/R 15 7/29/22 Deferred Comp HR 0106600	86,292.56
	EMPOWER RETIREMENT \$	86,292.56
ACH	EMPOWER RETIREMENT P/R 16 8/12/22 Deferred Comp HR 0107300	100,179.50
	EMPOWER RETIREMENT \$	100,179.50

Grand Total Payment Amount: \$ 16,212,287.41



# Attachment 2D

Vendor Wires  
(excludes Payroll)

Check Payee / Description	Amount
---------------------------	--------

Wire	EMPLOYMENT DEVELOPMENT DEPARTM PP 17 8/26 Taxes	HR	0108100	70,976.49
		HR	0108100	15,233.77
				- - - - -
	EMPLOYMENT DEVELOPMENT DEPARTM\$			86,210.26
Wire	INTERNAL REVENUE SERVICE PP 17 8/26 Taxes	HR	0108100	381,701.54
				- - - - -
	INTERNAL REVENUE SERVICE		\$	381,701.54
Wire	STATE DISBURSEMENT UNIT P/R 17 8/26/22	HR	0108100	1,869.97
				- - - - -
	STATE DISBURSEMENT UNIT		\$	1,869.97
Wire	EMPLOYMENT DEVELOPMENT DEPARTM P/R 117 8/16/22 Taxes	HR	0107400	51.54
	P/R 117 8/16/22 Taxes	HR	0107400	50.91
				- - - - -
	EMPLOYMENT DEVELOPMENT DEPARTM\$			102.45
Wire	INTERNAL REVENUE SERVICE P/R 117 8/16/22 Taxes	HR	0107400	841.90
				- - - - -
	INTERNAL REVENUE SERVICE		\$	841.90
Wire	EMPLOYMENT DEVELOPMENT DEPARTM P/R 15 7/29/22 Taxes	HR	0106600	14,632.19
	P/R 15 7/29/22 Taxes	HR	0106600	64,547.18
				- - - - -
	EMPLOYMENT DEVELOPMENT DEPARTM\$			79,179.37
Wire	INTERNAL REVENUE SERVICE P/R 15 7/29/22 Taxes	HR	0106600	358,680.51
				- - - - -
	INTERNAL REVENUE SERVICE		\$	358,680.51
Wire	INTERNAL REVENUE SERVICE P/R 115 8/1/22 Taxes	HR	0107100	109.19
				- - - - -
	INTERNAL REVENUE SERVICE		\$	109.19
Wire	EMPLOYMENT DEVELOPMENT DEPARTM P/R 115 8/1/22 Taxes	HR	0107100	4.95
	P/R 115 8/1/22 Taxes	HR	0107100	6.33
				- - - - -
	EMPLOYMENT DEVELOPMENT DEPARTM\$			11.28
Wire	PUBLIC EMPLOYEES RETIREMENT SY P/R 15 7/29 PERS Adj	PR 15 7/29 AD		271.50-
	P/R 15 7/29/22 PERS	HR	0106600	211,294.38
				- - - - -
	PUBLIC EMPLOYEES RETIREMENT SY\$			211,022.88
Wire	INTERNAL REVENUE SERVICE P/R DIR 8 8/12 Taxes	HR	0107200	2,902.36
				- - - - -

Check	Payee / Description			Amount
	INTERNAL REVENUE SERVICE	\$		2,902.36
Wire	EMPLOYMENT DEVELOPMENT DEPARTM			
	P/R 16 8/12/22 Taxes	HR	0107300	16,277.37
	P/R 16 8/12/22 Taxes	HR	0107300	79,565.88
	P/R DIR 8 8/12 Taxes	HR	0107200	439.87
				- - - - -
	EMPLOYMENT DEVELOPMENT DEPARTM\$			96,283.12
Wire	INTERNAL REVENUE SERVICE			
	P/R 16 8/12/22 Taxes	HR	0107300	421,690.51
				- - - - -
	INTERNAL REVENUE SERVICE	\$		421,690.51
Wire	PUBLIC EMPLOYEES RETIREMENT SY			
	P/R 16 8/12 PERS Adj	PR 16 8/12 AD		7.11-
	P/R 16 8/12/22 PERS	HR	0107300	213,208.18
				- - - - -
	PUBLIC EMPLOYEES RETIREMENT SY\$			213,201.07
Wire	STATE DISBURSEMENT UNIT			
	P/R 16 8/12/22	HR	0107300	2,297.35
				- - - - -
	STATE DISBURSEMENT UNIT	\$		2,297.35
Wire	PUBLIC EMPLOYEES' RETIREMENT S			
	8/22 Health Ins-Retirees, Employees	16871731 8/22		301,893.02
	8/22 Health Ins-Board	16871734 8/22		5,718.15
				- - - - -
	PUBLIC EMPLOYEES' RETIREMENT S\$			307,611.17
Wire	STATE BOARD OF EQUALIZATION			
	7/22 Sales Tax Deposit	23784561 7/22		11,450.00
				- - - - -
	STATE BOARD OF EQUALIZATION	\$		11,450.00
Wire	METROPOLITAN WATER DISTRICT			
	June 2022 Water Purchase	10817		2,486,750.51
				- - - - -
	METROPOLITAN WATER DISTRICT	\$		2,486,750.51

Grand Total Payment Amount: \$ 4,661,915.44

## Attachment 2E

Payroll-Net Pay-Directors

# INLAND EMPIRE UTILITIES AGENCY

## Ratification of Board of Directors

**Payroll for August 12 ,2022**  
**Presented at Board Meeting on October 19, 2022**

DIRECTOR NAME	GROSS PAYROLL	NET PAYROLL
Jasmin Hall	\$3,368.71	\$2,103.63
Marco A. Tule	\$3,252.30	\$1,745.30
Michael Camacho	\$4,652.76	\$1,695.10
Steven J. Elie	\$4,277.79	\$1,676.01
Paul Hofer	\$0.00	\$0.00
<b>TOTALS</b>	<b>\$15,551.56</b>	<b>\$7,220.04</b>

	Count	Amount
TOTAL EFTS PROCESSED	4	\$7,220.04
TOTAL CHECKS PROCESSED	0	\$0.00
CHECK NUMBERS USED	N/A	

**DIRECTOR PAYSHEET**  
**IEUA/MWD**  
**SAWPA (alternate)**  
**1 of 2**


MICHAEL CAMACHO  
 EMPLOYEE NO.: 1140  
 ACCOUNT NO.: 10200-120100-100000-501010

**JULY 2022**

DATE	TYPE OF MEETING	ATTENDANCE	TOTAL COMPENSATION
7/6/2022	IEUA-IEUA Board Workshop/Meeting via MS Teams	Yes	\$260.00
7/7/2022	IEUA-Southern Coalition/Inland Caucus Mtg Conference Call	Yes	\$260.00
7/12/2022	MWD - Committee Meetings & Board Meeting via Zoom	Yes	\$260.00
7/13/2022	IEUA- IEUA Community & Legislative Affairs Committee & Eng. Ops, & Water Resources Committee Meetings via MS Teams	Yes	\$260.00
7/14/2022	IEUA- IEUA Chino Basin Program Ad Hoc Committee Meeting via MS Teams	Yes	\$260.00
7/20/2022	IEUA - CBRFA Commission Meeting via MS Teams	Yes (same day)	\$0.00
7/20/2022	IEUA – IEUA Board Meeting via MS Teams	Yes	\$260.00
7/20/2022	IEUA - IEUA Employee Appreciation Summer Picnic In-Person	Yes (same day)	\$0.00
7/21/2022	IEUA - Meeting with Jim Curatalo (CVWD) In-Person	Yes	\$260.00
7/22/2022	IEUA - Meeting with John Mura (EVWD) In-Person	Yes	\$260.00
7/25/2000	IEUA - Meeting with Bob Bowcock re MWD/IEUA Matters In-Person	Yes	\$260.00
7/26/2022	IEUA - Meeting with Eduardo Espinoza and Eric Grubb (CVWD)In-Person re IEUA/CVWD Matters	Yes	\$260.00

**TOTAL REIMBURSEMENT** \$2,600.00  
**TOTAL MEETINGS ATTENDED** 12  
**TOTAL MEETINGS PAID** 10

Director's Signature



Michael Camacho, Vice President



Approved by: Shivaji Deshmukh

**DIRECTOR PAYSHEET**  
**IEUA/MWD**  
**SAWPA (alternate)**  
**2 of 2**

**NOTE:**

**IEUA/MWD/IERCA**

*Up to 10 days of service per month per Ordinance No. 107, including MWD meetings at \$260.00 (eff. 07/01/19). IEUA pays both primary and alternate for attendance.*

**SAWPA**

*Up to 10 days of service per month per Ordinance No. 107 (i.e., \$20.00 – difference between SAWPA (\$240.00 (eff. 2/2022) and Agency meetings \$260.00 (eff. 7/01/19), including MWD meetings. SAWPA pays both primary and alternate for attendance, including mileage.*

**DIRECTOR PAYSHEET**  
**IEUA/CBWM/CBWB**  
**CDA/Regional Policy Cte (alternate)**  
**1 of 2**

STEVEN J. ELIE  
 EMPLOYEE NO.: 1175  
 ACCOUNT NO.: 10200-120100-100000-501010

**JULY 2022**

DATE	TYPE OF MEETING	ATTENDANCE	TOTAL COMPENSATION
7/4/2022	IEUA - Chino Hills Annual Independence Day Celebration	Yes	\$260.00
7/6/2022	IEUA - IEUA Board Workshop/Meeting In-Person	Yes	\$260.00
7/8/2022	IEUA - SCWC Executive Committee Meeting	Yes	\$260.00
7/12/2022	IEUA - NWRI Board Meeting via MS Teams	Yes	\$260.00
7/13/2022	IEUA- IEUA Community & Legislative Affairs Committee Meeting via MS Teams	Yes	\$260.00
7/14/2022	IEUA- IEUA CBP Ad Hoc Committee Meeting via MS Teams	Yes	\$260.00
7/18/2022	IEUA - ASBCSD Membership Meeting in Highland	Yes	\$260.00
7/19/2022	IEUA - Meeting with GM Deshmukh, General Counsel Cihigoyenetché and Director Tule	Yes	\$260.00
7/20/2022	IEUA – CBRFA Commission Meeting	Yes (same day)	\$0.00
7/20/2022	IEUA – IEUA Board Meeting via MS Teams	Yes	\$260.00
7/20/2022	IEUA – IEUA Employee Appreciation Summer Picnic	Yes (same day)	\$0.00
7/22/2022	IEUA – SCWC Quarterly Board Meeting	Yes	\$260.00
7/22/2022	IEUA – SCWC Quarterly Luncheon	Yes (same day)	\$0.00
7/27/2022	IEUA - Meeting with Mayor Ulloa in Chino	Yes (10 mtg max)	\$0.00
7/27/2022	IEUA - Meeting with GM Deshmukh and Director of External & Government Affairs Alyson Piguee in Chino Hills	Yes (same day)	\$0.00



**DIRECTOR PAYSHEET**  
**IEUA/CBWM/CBWB**  
**CDA/Regional Policy Cte (alternate)**  
**2 of 2**

7/28/2022	<b>CBWM</b> - Chino Basin WaterMaster Meeting via Zoom	Yes (decline payment)	\$0.00
7/28/2022	<b>IEUA</b> - Retirement Celebration for East Valley Water District GM John Mura	Yes (10 mtg max)	\$0.00

**TOTAL REIMBURSEMENT** \$2,600.00

**TOTAL MEETINGS ATTENDED** 17

**TOTAL MEETINGS PAID** 10

Director's Signature



Steven J. Elie, President



Approved by: Shivaji Deshmukh

**NOTE:**

**IEUA**

Up to 10 days of service per month per Ordinance No. 107, including MWD meetings at \$260.00 (eff. 07/01/19). IEUA pays both primary and alternate for attendance.

**CBWM**

Up to 10 days of service per month per Ordinance No. 107, including MWD meetings at \$260.00 (eff. 7/01/19). IEUA pays both primary and alternate for attendance. (i.e., \$135.00 - difference between Watermaster \$125.00 and Agency meetings \$260.00 (eff. 7/01/19). Chino Basin Watermaster does not compensate an alternate Director unless the alternate Director is attending on behalf of an absent primary Director. In accordance to Ordinance No. 98, Section 1, (i) Attendance at any meeting provided for under Sections 1.b,c,e, and f, shall also include payment to both the primary representative and the alternate representative to said body if they both attend said meeting. Record full amount on timesheet for attendance by alternates.

**CDA**

Up to 10 days of service per month per Ordinance No. 107, (i.e., \$120.00 - difference between CDA (\$150 and Agency meetings \$260.00 (eff. 7/01/19), including MWD meetings. CDA pays directly to IEUA. Record full amount on timesheet. CDA pays both primary and alternate for attendance.

**CBWB**

Up to 10 days of service per month per Ordinance No. 107 (i.e., \$160.00 - difference between CBWB (\$100.00 and Agency meetings \$260.00 (eff. 7/01/19)), including MWD meetings. CBWB pays directly to IEUA. Record full amount on timesheet.

**Regional Policy Committee**

Up to 10 days of service per month per Ordinance No. 107, including MWD meetings at \$260.00 (eff. 07/01/19.) IEUA pays Regional Policy Committee members (total amount of \$260.00, should reflect on timesheet).

**\*Decline IEUA portion of CBWM**

**IEUA DIRECTOR PAYSHEET**  
**IEUA\IERCA**  
**CBWB (alternate)**  
**1 of 2**

JASMIN A. HALL  
 EMPLOYEE NO.: 1256  
 ACCOUNT NO.: 10200-120100-100000-501010

**JULY 2022**

DATE	TYPE OF MEETING	ATTENDANCE	TOTAL COMPENSATION
7/1/2022	CASA - Meeting re CASA Board Officers via Zoom	Yes	\$260.00
7/1/2022	IEUA - Meeting re CAAWEF Executive Director via Zoom	Yes (same day)	\$0.00
7/6/2022	IEUA - IEUA Board Workshop/Meeting via MS Teams	Yes	\$260.00
7/13/2022	IEUA - ACWA DC2022 Annual Washinton D.C. Conference	Yes	\$260.00
7/14/2022	IEUA - ACWA DC2022 Annual Washinton D.C. Conference	Yes	\$260.00
7/14/2022	CASA - CASA Board of Directors Meeting via Zoom	Yes (same day)	\$0.00
7/16/2022	IEUA - Assemblymember Freddie Rodriguez's 9th Annual Summer Community Awards & BBQ Event	Yes	\$260.00
7/18/2022	IEUA - AWWA Building a Culture of Diversity, Equity & Inclusion Webinar	Yes	\$260.00
7/18/2022	IEUA - ASBCSD Membership Meeting	Yes (same day)	\$0.00
7/20/2022	IEUA - CBRFA Commission Meeting via MS Teams	Yes (same day)	\$0.00
7/20/2022	IEUA - IEUA Board Meeting via MS Teams	Yes	\$260.00
7/21/2022	IEUA - IEWorks Board Meeting via Zoom	Yes	\$260.00
7/21/2022	IEUA CAAWEF and WRF Grant Scope Discussion via Zoom	Yes (same day)	\$0.00
7/22/2022	IEUA - H RTP Workforce Development Grant Call via Zoom	Yes	\$260.00
7/25/2022	IEUA - SCWC Legislative Task Force Meeting	Yes	\$260.00

**IEUA DIRECTOR PAYSHEET****IEUA\IERCA****CBWB (alternate)****2 of 2**

7/28/2022	<b>CASA</b> – CASA Air Quality, Climate Change, & Energy (ACE) Workgroup via Zoom	Yes (10 mtg max)	\$0.00
7/28/2022	<b>IEUA</b> -Mtg w/ Scott Goodell, IEWorks, Elizabeth Troops, JVS, GM Deshmukh and Lisa Dye via MS Teams	Yes (same day)	\$0.00
7/29/2022	<b>IEUA</b> - H RTP Workforce Development Grant Call via Zoom	Yes (10 mtg max)	\$0.00

**TOTAL REIMBURSEMENT** \$2,600.00**TOTAL MEETINGS ATTENDED** 18**TOTAL MEETINGS PAID** 10

Director's Signature



Jasmin A. Hall, Director



Approved by: Shivaji Deshmukh, General Manager

**NOTE:**

IEUA/IERCA

Up to 10 days of service per month per Ordinance No. 107, including MWD meetings at \$260.00 (eff. 07/01/19). IEUA pays both primary and alternate for attendance.

CBWB

Up to 10 days of service per month per Ordinance No. 107 (i.e., \$160.00 - difference between CBWB (\$100.00 and Agency meetings \$260.00 (eff. 7/01/19)), including MWD meetings. CBWB pays directly to IEUA. Record full amount on timesheet.

**DIRECTOR PAYSHEET**  
**IEUA/IERCA**  
**1 of 1**

PAUL HOFER  
EMPLOYEE NO.: 1349  
ACCOUNT NO.: 10200-120100-100000-501010

**JULY 2022**

DATE	TYPE OF MEETING	ATTENDANCE	TOTAL COMPENSATION
7/7/2022	IEUA -Telephone Meeting w/Senior Policy Advisor Cathleen Pieroni	Yes (staff)	\$0.00
7/13/2022	IEUA - IEUA Finance & Administration Committee Meeting via MS Teams	Yes	\$0.00
7/20/2022	IEUA - CBRFA Commission Meeting via MS Teams	Yes (same day)	\$0.00
7/20/2022	IEUA - IEUA Board Meeting via MS Teams	Yes	\$0.00
TOTAL REIMBURSEMENT			\$0.00
TOTAL MEETINGS ATTENDED			4
TOTAL MEETINGS PAID			0

**NOTE:**

IEUA/IERCA

Up to 10 days of service per month per Ordinance No. 107, including MWD meetings at \$260.00 (eff. 07/01/19). IEUA pays both primary and alternate for attendance.

*Director Hofer has waived all stipend payments.*

Director's Signature



Paul Hofer, Director



Approved by:

**DIRECTOR PAYSHEET**  
**IEUA/CDA/SAWPA/Regional Policy Cte**  
**IERCA/CBWM (alternate)**  
**1 of 2**

MARCO TULE  
 EMPLOYEE NO.: 1520  
 ACCOUNT NO.: 10200-120100-100000-501010

**JULY 2022**

DATE	TYPE OF MEETING	ATTENDANCE	TOTAL COMPENSATION
7/6/2022	IEUA - IEUA Board Workshop/Meeting In-Person	Yes	\$260.00
7/7/2022	CDA - CDA Board Meeting via Zoom	Yes	\$260.00
7/7/2022	IEUA - Regional Sewerage Program Policy Committee Meeting via MS Teams	Yes (same day)	\$0.00
7/11/2022	IEUA - Monthly Meeting w/City of Ontario CM Porada, GM Burton, City Mgr Ochoa via Zoom	Yes	\$260.00
7/13/2022	IEUA- IEUA Engineering, Operations & Water Resources Committee Meeting and Finance & Administration Committee Meeting via MS Teams	Yes	\$260.00
7/14/2022	IEUA- Meeting with City of Ontario Utilities General Manager Scott Burton in Ontario	Yes	\$260.00
7/19/2022	SAWPA - SAWPA Commission Meeting via Zoom	Yes	\$260.00
7/19/2022	IEUA - Meeting with President Elie, GM Deshmukh & General Counsel Cihigoyenetché	Yes (same day)	\$0.00
7/20/2022	IEUA - CBRFA Commission Meeting via MS Teams	Yes (same day)	\$0.00
7/20/2022	IEUA - IEUA Board Meeting via MS Teams	Yes	\$260.00
7/26/2022	IEUA - IEWorks Leadership Meeting via Zoom	Yes	\$260.00
7/28/2022	CBWM - Chino Basin Watermaster Board Meeting	Yes	\$260.00

**TOTAL REIMBURSEMENT** \$2,340.00  
**TOTAL MEETINGS ATTENDED** 12  
**TOTAL MEETINGS PAID** 9

Director's Signature

  
 \_\_\_\_\_  
 Marco Tule, Director

  
 \_\_\_\_\_

Approved by:  
 Shivaji Deshmukh, General Manager

**DIRECTOR PAYSHEET**  
**IEUA/CDA/SAWPA/Regional Policy Cte**  
**IERCA/CBWM (alternate)**  
**2 of 2**

**NOTE:**

**IEUA/IERCA**

*Up to 10 days of service per month per Ordinance No. 107, including MWD meetings at \$260.00 (eff. 07/01/19). IEUA pays both primary and alternate for attendance.*

Regional Policy Committee

Up to 10 days of service per month per Ordinance No. 107, including MWD meetings at \$260.00 (eff. 07/01/19.) IEUA pays Regional Policy Committee members (total amount of \$260.00, should reflect on timesheet).

CDA

Up to 10 days of service per month per Ordinance No. 107, (i.e., \$120.00 - difference between CDA (\$150 and Agency meetings \$260.00 (eff. 7/01/19), including MWD meetings. CDA pays directly to IEUA. Record full amount on timesheet. CDA pays both primary and alternate for attendance

SAWPA

Up to 10 days of service per month per Ordinance No. 107 (i.e., \$20.00 – difference between SAWPA (\$240.00 (eff. 2/2022) and Agency meetings \$260.00 (eff. 7/01/19), including MWD meetings. SAWPA pays both primary and alternate for attendance, including mileage.

CBWM

Up to 10

days of service per month per Ordinance No. 107, including MWD meetings at \$260.00 (eff. 7/01/19). IEUA pays both primary and alternate for attendance. (i.e., \$135.00 - difference between Watermaster \$125.00 and Agency meetings \$260.00 (eff. 7/01/19). Chino Basin Watermaster does not compensate an alternate Director unless the alternate Director is attending on behalf of an absent primary Director. In accordance to Ordinance No. 107, Section 1, (i) Attendance at any meeting provided for under Sections 1.b,c,e, and f, shall also include payment to both the primary representative and the alternate representative to said body if they both attend said meeting. Record full amount on timesheet for attendance by alternates.

## Attachment 2F

Payroll-Net Pay-Employees

Non-Board Members	PP 16 Checks	PP 16 EFTs	PP 17 Checks	PP 17 EFTs	August
NET PAY TO EE	\$0.00	\$922,778.40	\$1,234.77	\$880,654.68	\$1,804,667.85



# INLAND EMPIRE UTILITIES AGENCY

Payroll for August 12, 2022

Presented at Board Meeting on October 19, 2022

GROSS PAYROLL COSTS			\$1,685,831.34
DEDUCTIONS			(\$763,052.94)
NET PAYROLL			922,778.40
NET PAYROLL BREAKDOWN	CHECKS	EFT	TOTAL
CHECKS USED			
TRANSACTION PROCESSED	0	380	380
AMOUNT	\$0.00	\$922,778.40	<u>\$922,778.40</u>

# INLAND EMPIRE UTILITIES AGENCY

Payroll for August 26, 2022

Presented at Board Meeting on October 19, 2022

GROSS PAYROLL COSTS			\$1,590,410.37
DEDUCTIONS			(\$708,520.92)
NET PAYROLL			881,889.45
NET PAYROLL BREAKDOWN	CHECKS	EFT	TOTAL
CHECKS USED	110678		
TRANSACTION PROCESSED	1	378	379
AMOUNT	\$1,234.77	\$880,654.68	<u>\$881,889.45</u>



# Report on General Disbursements

Deborah Berry  
Controller  
October 2022

# Staff's Recommendation

- Approve the total disbursements for the month of August 2022 in the amount of \$22,911,753.35.

The Report on General Disbursements is consistent with ***IEUA's Business Goal under Fiscal Responsibility***, specifically safeguarding the Agency's fiscal health to effectively support short-term and long-term needs, while providing the best value for our customers.

**CONSENT  
CALENDAR  
ITEM**

**1D**

**Date:** October 19, 2022

**To:** The Honorable Board of Directors

*SD*  
**From:** Shivaji Deshmukh, General Manager

**Committee:**

**Staff Contact:** Christiana Daisy, Deputy General Manager

**Subject:** Recycled Water and Sewage Systems' Hydraulic Modeling Master Service Contract Award

---

**Executive Summary:**

The Agency's recycled water distribution and sewage collection systems are simulated using the InfoWater/Sewer software. The system components such as pipes, pumps, reservoirs, recycled water customers, sewerage pipelines and tributary flows are depicted within the models. Various scenarios are created to represent changes in demands, operations and facilities in which the results are evaluated for system deficiencies and optimization. Under direction from Engineering and Planning staff, consulting engineering services are required to create the scenarios, update the model components, analyze the results and provide recommendations on resolving operational challenges. These recommendations will result in initiating the scope of work of future capital improvement projects. The previous hydraulic modeling consulting services contract expired in June 2022.

A Request for Proposal for on-call hydraulic modeling services was issued on April 18, 2022 which resulted in the submittal of four proposals on May 16, 2022. A review committee consisting of Planning, Engineering and member agency staff evaluated each proposal and selected Carollo Engineering as the best qualified to pursue the work.

---

**Staff's Recommendation:**

1. Approve the master services contract award for Hydraulic Modeling to Carollo Engineers, Inc. for a not-to-exceed amount of \$500,000; and
2. Authorize the General Manager to execute the contract, subject to non-substantive changes.

---

**Budget Impact** *Budgeted (Y/N): Y Amendment (Y/N): N Amount for Requested Approval:*

*Account/Project Name:*

EN19051/RW Hydraulic Modeling  
EN21058/Regional Sewer-Hydraulic Modeling  
Various Projects in the Ten Year Capital Plan requiring Hydraulic Modeling

*Fiscal Impact (explain if not budgeted):*

None.

**Prior Board Action:**

Award of hydraulic modeling Contract:  
460000153 from September 18, 2013 to June 30, 2016  
4600002188 from August 25, 2016 to June 30, 2022

---

**Environmental Determination:**

Statutory Exemption  
Not Applicable.

---

**Business Goal:**

The Hydraulic Master Service Contract is consistent with IEUA's Business Goal of meeting regional demands in an environmentally responsible and cost-effective manner.

---

**Attachments:**

Attachment 1 - PowerPoint  
Attachment 2 - Master Service Contract Carollo Engineers ([Click to Download](#))

# **Attachment 1**





# Recycled Water and Sewage Systems' Hydraulic Modeling Master Service Contract Award

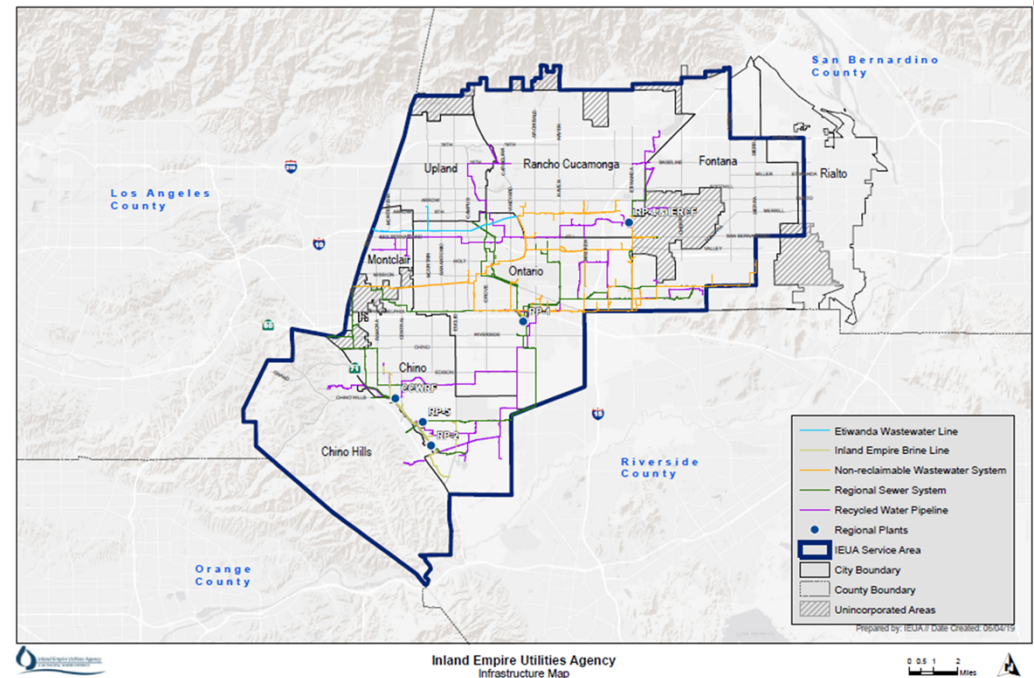
Matthew A. Poeske, P.E.

Senior Engineer

October 2022

# Background

- Recycled water/sewer systems are simulated in InfoWater
- Model results used to detect system deficiencies
- Hydraulic modeling support began in 2008. Updated Contract in 2016.
- Previous hydraulic modeling consulting contract expired in June 2022
- Hydraulic simulation is warranted for some connections requests
- Certain capital improvements projects may require hydraulic modeling



Overview of the Recycled Water Distribution & Sewerage Collection Systems

# Consultant Selection

- Four proposals were received
- Proposals were evaluated by five panel review committee
- Carollo unanimously recommended for contract award

Consultant
Carollo Engineers
Stantec Consulting Services. Inc.
Michael K. Nunely and Associates
Water Systems Consulting Inc.

# Contract Overview

Description	Estimated Cost
<b>Cost Allocation</b>	<b>\$500,000</b>
Modeling Recycling Water (EN19051) TYCIP 5-Year Projection	\$200,000
Modeling Sewer (EN21058) TYCIP 5-Year Projection	\$200,000
Other Selected Projects TYCIP 5-Year Projection	\$100,000
<b>Contract Award (this action)</b>	<b>\$500,000</b>
<b>EN19051 TYCIP 5-Year Budget:</b>	<b>\$200,000</b>
<b>EN21058 TYCIP 5-Year Budget:</b>	<b>\$200,000</b>
<b>Various Project TYCIP 5-Year Budget:</b>	<b>\$100,000</b>

Contract Duration	Date
Original Contract 5-Years	October 2027
2-Year Contract Extension Terms	

# Recommendation

- Approve the master services contract award for Hydraulic Modeling to Carollo Engineers, Inc. for a not-to-exceed amount of \$500,000; and
- Authorize the General Manager to execute the contract, subject to non-substantive changes.

The Hydraulic Master Service Contract is consistent with IEUA's Business Goal of meeting regional demands in an environmentally responsible and cost-effective manner.

**CONSENT  
CALENDAR  
ITEM**

**1E**



**Date:** October 19, 2022

**To:** The Honorable Board of Directors

*ADD*  
**From:** Shivaji Deshmukh, General Manager

**Committee:**

**Staff Contact:** Shivaji Deshmukh, General Manager

**Subject:** Adoption of Resolution No.2022-10-2, Amending the Agency's Salary  
Schedule/Matrix for All Groups

---

**Executive Summary:**

California Code of Regulations (CCR) §570.5 establishes the requirement for California Public Employees' Retirement System (CalPERS) agencies to have a current, duly approved & adopted pay schedule by the agency's governing body. CalPERS employers may only report payrates, for purposes of calculating retirement benefits, that meet the definition of a Publicly Available Salary Schedule. Maintenance of the Agency's salary schedule falls under the responsibility of the HR Department, which includes presenting a revised comprehensive salary resolution to the Board of Directors as changes occur. The last salary schedule/matrix update for all the groups was approved by the Board on September 7, 2022. Classification and compensation changes are as follows:

- A. Continued changes as a result of a reorganization plan.
- B. Changes as a result of the creation of a new classification.
- C. Changes as a result of adding a Y-Rated assignment.

---

**Staff's Recommendation:**

Adopt Resolution No. 2022-10-2, Amending the Agency's Salary Schedule/Matrix for all groups

---

**Budget Impact** *Budgeted (Y/N): Y    Amendment (Y/N): Y    Amount for Requested Approval:*

*Account/Project Name:*

*Fiscal Impact (explain if not budgeted):*

Funding is appropriated in the FY 21/22 and 22/23 biennial budget.

**Prior Board Action:**

On September 7, 2022, the Board of Directors adopted Resolution No. 2022-9-1, Amending the Agency's Salary Schedule/Matrix for all groups.

---

**Environmental Determination:**

Not Applicable

---

**Business Goal:**

Workplace Environment: IEUA is committed to providing a dynamic work environment with a highly skilled and dedicated workforce.

---

**Attachments:**

Attachment 1 - Background

Attachment 2 - Resolution No. 2022-10-2, Amending the Agency's Salary Schedule/Matrix for all groups and Exhibit 1



## Background

---

Subject: Adoption of Resolution No. 2022-10-2, Amending the Agency's Salary Schedule/Matrix for All Groups

---

- A. There are continued classification and compensation changes as a result of a reorganization plan that will include:

Removing the following classifications:

- Manager of Strategic Planning and Resources at range 192
- Deputy Manager of Strategic Planning and Resources at range 189

Adding the following new classifications:

- Manager of Compliance and Sustainability at range 190

- B. There is a classification and compensation change as a result of the creation of a new classification, Information Security Officer. The new classification will be responsible for the development, implementation, and monitoring of the Agency's information security programs, information technology risk management programs, and information security policies. The classification will serve as a subject matter expert in information security and technology programs and monitor Agency infrastructure, devices, and information systems for security integrity, providing planning and guidance to information technology staff on vulnerability management and security incident response procedures.

- C. There is a classification and compensation change as a result of adding a Director of Finance Y-Rated at range 208 to facilitate an acting assignment.

**RESOLUTION NO. 2022-10-2**

**RESOLUTION OF THE BOARD OF DIRECTORS OF THE INLAND EMPIRE UTILITIES AGENCY\*, SAN BERNARDINO COUNTY, CALIFORNIA, APPROVING THE AMENDMENT OF THE AGENCY'S SALARY SCHEDULE/MATRIX**

**WHEREAS**, the Agency has classification and compensation changes as a result of a reorganization plan, the creation of a new classification, and adding a y-rated classification.

**WHEREAS**, the Agency now desires to update the salary and classification information to comply with the California Code of Regulations (CCR) §570.5, and

**NOW, THEREFORE**, the Board of Directors of the Inland Empire Utilities Agency\* does hereby RESOLVE, DETERMINE AND ORDER as follows:

SECTION 1: The Agency's salary schedule/matrix is hereby adopted and set forth in Exhibit "1" this resolution.

SECTION 2: The salary information contained in Exhibit "1" shall be effective as of October 30, 2022

**ADOPTED** the 19<sup>th</sup> day of October 2022.

---

Steven J. Elie  
President of the Inland Empire  
Utilities Agency\* and of the  
Board of Directors thereof

ATTEST:

---

Marco Tule  
Secretary/Treasurer of the Inland Empire  
Utilities Agency\* and of the  
Board of Directors thereof

\*A Municipal Water District

STATE OF CALIFORNIA    )  
COUNTY OF                ) SS  
SAN BERNARDINO         )

I, Marco Tule, Secretary/Treasurer of the Inland Empire Utilities Agency\*, DO  
HEREBY CERTIFY that the foregoing Resolution being No. 2022-10-2, was adopted at a regular  
Board Meeting on October 19, 2022, of said Agency by the following vote:

AYES:

NOES:

ABSTAIN:

ABSENT:

---

Marco Tule  
Secretary/Treasurer of the Inland Empire  
Utilities Agency\* and of the  
Board of Directors thereof

(SEAL)

\*A Municipal Water District

**Inland Empire Utilities Agency**  
**Salary Matrix**  
**Effective October 30, 2022**  
**Adopted October 19, 2022**

**EXHIBIT 1**

<b>Classification Title</b>	<b>Salary Range</b>	<b>Unit</b>	<b>FLSA</b>	<b>Step</b>	<b>Hourly</b>	<b>Biweekly</b>	<b>Monthly</b>	<b>Annually</b>
Accountant I	173	UN	Exempt	1	\$32.2520	\$2,580.16	\$5,590.35	\$67,084
				2	\$33.0582	\$2,644.66	\$5,730.10	\$68,761
				3	\$33.8851	\$2,710.81	\$5,873.43	\$70,481
				4	\$34.7318	\$2,778.55	\$6,020.20	\$72,242
				5	\$35.5996	\$2,847.97	\$6,170.61	\$74,047
				6	\$36.4904	\$2,919.24	\$6,325.02	\$75,900
				7	\$37.4020	\$2,992.16	\$6,483.02	\$77,796
				8	\$38.3375	\$3,067.00	\$6,645.17	\$79,742
				9	\$39.2962	\$3,143.70	\$6,811.35	\$81,736
Accountant II	175	PR	Exempt	1	\$35.5529	\$2,844.24	\$6,162.52	\$73,950
				2	\$36.4419	\$2,915.36	\$6,316.62	\$75,799
				3	\$37.3525	\$2,988.20	\$6,474.44	\$77,693
				4	\$38.2866	\$3,062.93	\$6,636.35	\$79,636
				5	\$39.2438	\$3,139.51	\$6,802.28	\$81,627
				6	\$40.2246	\$3,217.97	\$6,972.27	\$83,667
				7	\$41.2303	\$3,298.43	\$7,146.60	\$85,759
				8	\$42.2611	\$3,380.89	\$7,325.27	\$87,903
				9	\$43.3178	\$3,465.43	\$7,508.44	\$90,101
Accounting Supervisor	185	SU	Exempt	1	\$57.9068	\$4,632.55	\$10,037.20	\$120,446
				2	\$59.3549	\$4,748.40	\$10,288.20	\$123,458
				3	\$60.8385	\$4,867.08	\$10,545.34	\$126,544
				4	\$62.3592	\$4,988.74	\$10,808.94	\$129,707
				5	\$63.9183	\$5,113.47	\$11,079.19	\$132,950
				6	\$65.5164	\$5,241.32	\$11,356.20	\$136,274
				7	\$67.1539	\$5,372.32	\$11,640.03	\$139,680
				8	\$68.8332	\$5,506.66	\$11,931.10	\$143,173
				9	\$70.5539	\$5,644.32	\$12,229.36	\$146,752
Accounting Technician I	170	GU	Non-exempt	1	\$27.8606	\$2,228.85	\$4,829.18	\$57,950
				2	\$28.5577	\$2,284.62	\$4,950.01	\$59,400
				3	\$29.2717	\$2,341.74	\$5,073.77	\$60,885
				4	\$30.0029	\$2,400.24	\$5,200.52	\$62,406
				5	\$30.7534	\$2,460.28	\$5,330.61	\$63,967
				6	\$31.5222	\$2,521.78	\$5,463.86	\$65,566
				7	\$32.3101	\$2,584.81	\$5,600.43	\$67,205
				8	\$33.1178	\$2,649.43	\$5,740.44	\$68,885
				9	\$33.9457	\$2,715.66	\$5,883.93	\$70,607
Accounting Technician II	173	GU	Non-exempt	1	\$32.2520	\$2,580.16	\$5,590.35	\$67,084
				2	\$33.0582	\$2,644.66	\$5,730.10	\$68,761
				3	\$33.8851	\$2,710.81	\$5,873.43	\$70,481
				4	\$34.7318	\$2,778.55	\$6,020.20	\$72,242
				5	\$35.5996	\$2,847.97	\$6,170.61	\$74,047
				6	\$36.4904	\$2,919.24	\$6,325.02	\$75,900
				7	\$37.4020	\$2,992.16	\$6,483.02	\$77,796
				8	\$38.3375	\$3,067.00	\$6,645.17	\$79,742
				9	\$39.2962	\$3,143.70	\$6,811.35	\$81,736
Administrative Assistant I	171	GU	Non-exempt	1	\$29.2539	\$2,340.32	\$5,070.70	\$60,848

**Inland Empire Utilities Agency**  
**Salary Matrix**  
**Effective October 30, 2022**  
**Adopted October 19, 2022**

**EXHIBIT 1**

<b>Classification Title</b>	<b>Salary Range</b>	<b>Unit</b>	<b>FLSA</b>	<b>Step</b>	<b>Hourly</b>	<b>Biweekly</b>	<b>Monthly</b>	<b>Annually</b>
Administrative Assistant I	171	GU	Non-exempt	2	\$29.9851	\$2,398.81	\$5,197.43	\$62,369
				3	\$30.7347	\$2,458.78	\$5,327.36	\$63,928
				4	\$31.5029	\$2,520.24	\$5,460.52	\$65,526
				5	\$32.2914	\$2,583.32	\$5,597.20	\$67,166
				6	\$33.0981	\$2,647.85	\$5,737.01	\$68,844
				7	\$33.9260	\$2,714.08	\$5,880.51	\$70,566
				8	\$34.7736	\$2,781.89	\$6,027.43	\$72,329
				9	\$35.6433	\$2,851.47	\$6,178.19	\$74,138
Administrative Assistant I (confidential)	171	UN	Non-exempt	1	\$29.2539	\$2,340.32	\$5,070.70	\$60,848
				2	\$29.9851	\$2,398.81	\$5,197.43	\$62,369
				3	\$30.7347	\$2,458.78	\$5,327.36	\$63,928
				4	\$31.5029	\$2,520.24	\$5,460.52	\$65,526
				5	\$32.2914	\$2,583.32	\$5,597.20	\$67,166
				6	\$33.0981	\$2,647.85	\$5,737.01	\$68,844
				7	\$33.9260	\$2,714.08	\$5,880.51	\$70,566
				8	\$34.7736	\$2,781.89	\$6,027.43	\$72,329
Administrative Assistant II	174	PR	Non-exempt	9	\$35.6433	\$2,851.47	\$6,178.19	\$74,138
				1	\$33.8621	\$2,708.97	\$5,869.44	\$70,433
				2	\$34.7087	\$2,776.70	\$6,016.19	\$72,194
				3	\$35.5765	\$2,846.12	\$6,166.60	\$73,999
				4	\$36.4659	\$2,917.28	\$6,320.78	\$75,849
				5	\$37.3775	\$2,990.20	\$6,478.77	\$77,745
				6	\$38.3121	\$3,064.97	\$6,640.77	\$79,689
				7	\$39.2698	\$3,141.59	\$6,806.78	\$81,681
Administrative Assistant II (confidential)	174	UN	Non-exempt	8	\$40.2515	\$3,220.12	\$6,976.93	\$83,723
				9	\$41.2577	\$3,300.62	\$7,151.35	\$85,816
				1	\$33.8621	\$2,708.97	\$5,869.44	\$70,433
				2	\$34.7087	\$2,776.70	\$6,016.19	\$72,194
				3	\$35.5765	\$2,846.12	\$6,166.60	\$73,999
				4	\$36.4659	\$2,917.28	\$6,320.78	\$75,849
				5	\$37.3775	\$2,990.20	\$6,478.77	\$77,745
				6	\$38.3121	\$3,064.97	\$6,640.77	\$79,689
Assistant Engineer	179	UN	Exempt	7	\$39.2698	\$3,141.59	\$6,806.78	\$81,681
				8	\$40.2515	\$3,220.12	\$6,976.93	\$83,723
				9	\$41.2577	\$3,300.62	\$7,151.35	\$85,816
				1	\$43.2145	\$3,457.16	\$7,490.52	\$89,886
				2	\$44.2952	\$3,543.62	\$7,677.85	\$92,134
				3	\$45.4025	\$3,632.20	\$7,869.77	\$94,437
				4	\$46.5375	\$3,723.00	\$8,066.50	\$96,798
				5	\$47.7005	\$3,816.04	\$8,268.09	\$99,217
Assistant General Manager	197	EX	Exempt	6	\$48.8933	\$3,911.47	\$8,474.86	\$101,698
				7	\$50.1159	\$4,009.28	\$8,686.78	\$104,241
				8	\$51.3688	\$4,109.51	\$8,903.94	\$106,847
				9	\$52.6525	\$4,212.20	\$9,126.44	\$109,517
				1	\$103.9875	\$8,319.00	\$18,024.50	\$216,294
				2	\$106.5875	\$8,527.00	\$18,475.17	\$221,702

**Inland Empire Utilities Agency**  
**Salary Matrix**  
**Effective October 30, 2022**  
**Adopted October 19, 2022**

**EXHIBIT 1**

<b>Classification Title</b>	<b>Salary Range</b>	<b>Unit</b>	<b>FLSA</b>	<b>Step</b>	<b>Hourly</b>	<b>Biweekly</b>	<b>Monthly</b>	<b>Annually</b>
Assistant General Manager	197	EX	Exempt	3	\$109.2520	\$8,740.16	\$18,937.02	\$227,244
				4	\$111.9837	\$8,958.70	\$19,410.52	\$232,926
				5	\$114.7827	\$9,182.62	\$19,895.68	\$238,748
				6	\$117.6529	\$9,412.24	\$20,393.19	\$244,718
				7	\$120.5938	\$9,647.51	\$20,902.94	\$250,835
				8	\$123.6087	\$9,888.70	\$21,425.52	\$257,106
				9	\$126.6991	\$10,135.93	\$21,961.19	\$263,534
Associate Engineer	182	UN	Exempt	1	\$50.0236	\$4,001.89	\$8,670.77	\$104,049
				2	\$51.2736	\$4,101.89	\$8,887.43	\$106,649
				3	\$52.5558	\$4,204.47	\$9,109.69	\$109,316
				4	\$53.8693	\$4,309.55	\$9,337.36	\$112,048
				5	\$55.2164	\$4,417.32	\$9,570.86	\$114,850
				6	\$56.5962	\$4,527.70	\$9,810.02	\$117,720
				7	\$58.0116	\$4,640.93	\$10,055.35	\$120,664
				8	\$59.4621	\$4,756.97	\$10,306.77	\$123,681
				9	\$60.9481	\$4,875.85	\$10,564.35	\$126,772
Biologist	181	LB	Exempt	1	\$47.6414	\$3,811.32	\$8,257.86	\$99,094
				2	\$48.8323	\$3,906.59	\$8,464.28	\$101,571
				3	\$50.0529	\$4,004.24	\$8,675.86	\$104,110
				4	\$51.3044	\$4,104.36	\$8,892.78	\$106,713
				5	\$52.5861	\$4,206.89	\$9,114.93	\$109,379
				6	\$53.9015	\$4,312.12	\$9,342.93	\$112,115
				7	\$55.2491	\$4,419.93	\$9,576.52	\$114,918
				8	\$56.6299	\$4,530.40	\$9,815.87	\$117,790
				9	\$58.0462	\$4,643.70	\$10,061.35	\$120,736
Board Secretary/Office Manager	190	UN	Exempt	1	\$73.9015	\$5,912.12	\$12,809.60	\$153,715
				2	\$75.7496	\$6,059.97	\$13,129.94	\$157,559
				3	\$77.6424	\$6,211.40	\$13,458.04	\$161,496
				4	\$79.5837	\$6,366.70	\$13,794.52	\$165,534
				5	\$81.5731	\$6,525.85	\$14,139.35	\$169,672
				6	\$83.6125	\$6,689.00	\$14,492.84	\$173,914
				7	\$85.7029	\$6,856.24	\$14,855.19	\$178,262
				8	\$87.8452	\$7,027.62	\$15,226.51	\$182,718
				9	\$90.0419	\$7,203.36	\$15,607.28	\$187,287
Budget Officer	186	UN	Exempt	1	\$60.8039	\$4,864.32	\$10,539.36	\$126,472
				2	\$62.3241	\$4,985.93	\$10,802.85	\$129,634
				3	\$63.8823	\$5,110.59	\$11,072.95	\$132,875
				4	\$65.4794	\$5,238.36	\$11,349.78	\$136,197
				5	\$67.1164	\$5,369.32	\$11,633.53	\$139,602
				6	\$68.7943	\$5,503.55	\$11,924.36	\$143,092
				7	\$70.5140	\$5,641.12	\$12,222.43	\$146,669
				8	\$72.2770	\$5,782.16	\$12,528.02	\$150,336
				9	\$74.0837	\$5,926.70	\$12,841.19	\$154,094
Business Systems Analyst I	179	PR	Exempt	1	\$43.2145	\$3,457.16	\$7,490.52	\$89,886
				2	\$44.2952	\$3,543.62	\$7,677.85	\$92,134
				3	\$45.4025	\$3,632.20	\$7,869.77	\$94,437

**Inland Empire Utilities Agency**  
**Salary Matrix**  
**Effective October 30, 2022**  
**Adopted October 19, 2022**

**EXHIBIT 1**

<b>Classification Title</b>	<b>Salary Range</b>	<b>Unit</b>	<b>FLSA</b>	<b>Step</b>	<b>Hourly</b>	<b>Biweekly</b>	<b>Monthly</b>	<b>Annually</b>
Business Systems Analyst I	179	PR	Exempt	4	\$46.5375	\$3,723.00	\$8,066.50	\$96,798
				5	\$47.7005	\$3,816.04	\$8,268.09	\$99,217
				6	\$48.8933	\$3,911.47	\$8,474.86	\$101,698
				7	\$50.1159	\$4,009.28	\$8,686.78	\$104,241
				8	\$51.3688	\$4,109.51	\$8,903.94	\$106,847
				9	\$52.6525	\$4,212.20	\$9,126.44	\$109,517
Business Systems Analyst II	181	PR	Exempt	1	\$47.6414	\$3,811.32	\$8,257.86	\$99,094
				2	\$48.8323	\$3,906.59	\$8,464.28	\$101,571
				3	\$50.0529	\$4,004.24	\$8,675.86	\$104,110
				4	\$51.3044	\$4,104.36	\$8,892.78	\$106,713
				5	\$52.5861	\$4,206.89	\$9,114.93	\$109,379
				6	\$53.9015	\$4,312.12	\$9,342.93	\$112,115
				7	\$55.2491	\$4,419.93	\$9,576.52	\$114,918
				8	\$56.6299	\$4,530.40	\$9,815.87	\$117,790
				9	\$58.0462	\$4,643.70	\$10,061.35	\$120,736
Business Systems Supervisor	185	SU	Exempt	1	\$57.9068	\$4,632.55	\$10,037.20	\$120,446
				2	\$59.3549	\$4,748.40	\$10,288.20	\$123,458
				3	\$60.8385	\$4,867.08	\$10,545.34	\$126,544
				4	\$62.3592	\$4,988.74	\$10,808.94	\$129,707
				5	\$63.9183	\$5,113.47	\$11,079.19	\$132,950
				6	\$65.5164	\$5,241.32	\$11,356.20	\$136,274
				7	\$67.1539	\$5,372.32	\$11,640.03	\$139,680
				8	\$68.8332	\$5,506.66	\$11,931.10	\$143,173
				9	\$70.5539	\$5,644.32	\$12,229.36	\$146,752
CAD Designer	178	UN	Non-exempt	1	\$41.1553	\$3,292.43	\$7,133.60	\$85,603
				2	\$42.1842	\$3,374.74	\$7,311.94	\$87,743
				3	\$43.2390	\$3,459.12	\$7,494.76	\$89,937
				4	\$44.3193	\$3,545.55	\$7,682.03	\$92,184
				5	\$45.4279	\$3,634.24	\$7,874.19	\$94,490
				6	\$46.5630	\$3,725.04	\$8,070.92	\$96,851
				7	\$47.7275	\$3,818.20	\$8,272.77	\$99,273
				8	\$48.9207	\$3,913.66	\$8,479.60	\$101,755
				9	\$50.1433	\$4,011.47	\$8,691.52	\$104,298
Chemist	181	LB	Exempt	1	\$47.6414	\$3,811.32	\$8,257.86	\$99,094
				2	\$48.8323	\$3,906.59	\$8,464.28	\$101,571
				3	\$50.0529	\$4,004.24	\$8,675.86	\$104,110
				4	\$51.3044	\$4,104.36	\$8,892.78	\$106,713
				5	\$52.5861	\$4,206.89	\$9,114.93	\$109,379
				6	\$53.9015	\$4,312.12	\$9,342.93	\$112,115
				7	\$55.2491	\$4,419.93	\$9,576.52	\$114,918
				8	\$56.6299	\$4,530.40	\$9,815.87	\$117,790
				9	\$58.0462	\$4,643.70	\$10,061.35	\$120,736
Chino Basin Program Manager	188	UN	Exempt	1	\$67.0318	\$5,362.55	\$11,618.86	\$139,426
				2	\$68.7082	\$5,496.66	\$11,909.43	\$142,913
				3	\$70.4260	\$5,634.08	\$12,207.18	\$146,486
				4	\$72.1861	\$5,774.89	\$12,512.27	\$150,147

**Inland Empire Utilities Agency**  
**Salary Matrix**  
**Effective October 30, 2022**  
**Adopted October 19, 2022**

**EXHIBIT 1**

<b>Classification Title</b>	<b>Salary Range</b>	<b>Unit</b>	<b>FLSA</b>	<b>Step</b>	<b>Hourly</b>	<b>Biweekly</b>	<b>Monthly</b>	<b>Annually</b>
Chino Basin Program Manager	188	UN	Exempt	5	\$73.9909	\$5,919.28	\$12,825.11	\$153,901
				6	\$75.8404	\$6,067.24	\$13,145.69	\$157,748
				7	\$77.7371	\$6,218.97	\$13,474.44	\$161,693
				8	\$79.6803	\$6,374.43	\$13,811.27	\$165,735
				9	\$81.6722	\$6,533.78	\$14,156.53	\$169,878
Collection System Operator I	171	GU	Non-exempt	1	\$29.2539	\$2,340.32	\$5,070.70	\$60,848
				2	\$29.9851	\$2,398.81	\$5,197.43	\$62,369
				3	\$30.7347	\$2,458.78	\$5,327.36	\$63,928
				4	\$31.5029	\$2,520.24	\$5,460.52	\$65,526
				5	\$32.2914	\$2,583.32	\$5,597.20	\$67,166
				6	\$33.0981	\$2,647.85	\$5,737.01	\$68,844
				7	\$33.9260	\$2,714.08	\$5,880.51	\$70,566
				8	\$34.7736	\$2,781.89	\$6,027.43	\$72,329
				9	\$35.6433	\$2,851.47	\$6,178.19	\$74,138
Collection System Operator II	175	GU	Non-exempt	1	\$35.5529	\$2,844.24	\$6,162.52	\$73,950
				2	\$36.4419	\$2,915.36	\$6,316.62	\$75,799
				3	\$37.3525	\$2,988.20	\$6,474.44	\$77,693
				4	\$38.2866	\$3,062.93	\$6,636.35	\$79,636
				5	\$39.2438	\$3,139.51	\$6,802.28	\$81,627
				6	\$40.2246	\$3,217.97	\$6,972.27	\$83,667
				7	\$41.2303	\$3,298.43	\$7,146.60	\$85,759
				8	\$42.2611	\$3,380.89	\$7,325.27	\$87,903
				9	\$43.3178	\$3,465.43	\$7,508.44	\$90,101
Collection System Operator III	177	GU	Non-exempt	1	\$39.1967	\$3,135.74	\$6,794.11	\$81,529
				2	\$40.1775	\$3,214.20	\$6,964.10	\$83,569
				3	\$41.1813	\$3,294.51	\$7,138.11	\$85,657
				4	\$42.2111	\$3,376.89	\$7,316.60	\$87,799
				5	\$43.2664	\$3,461.32	\$7,499.53	\$89,994
				6	\$44.3476	\$3,547.81	\$7,686.93	\$92,243
				7	\$45.4563	\$3,636.51	\$7,879.11	\$94,549
				8	\$46.5928	\$3,727.43	\$8,076.10	\$96,913
				9	\$47.7577	\$3,820.62	\$8,278.01	\$99,336
Collection System Supervisor	185	SU	Exempt	1	\$57.9068	\$4,632.55	\$10,037.20	\$120,446
				2	\$59.3549	\$4,748.40	\$10,288.20	\$123,458
				3	\$60.8385	\$4,867.08	\$10,545.34	\$126,544
				4	\$62.3592	\$4,988.74	\$10,808.94	\$129,707
				5	\$63.9183	\$5,113.47	\$11,079.19	\$132,950
				6	\$65.5164	\$5,241.32	\$11,356.20	\$136,274
				7	\$67.1539	\$5,372.32	\$11,640.03	\$139,680
				8	\$68.8332	\$5,506.66	\$11,931.10	\$143,173
				9	\$70.5539	\$5,644.32	\$12,229.36	\$146,752
Communications Officer	186	UN	Exempt	1	\$60.8039	\$4,864.32	\$10,539.36	\$126,472
				2	\$62.3241	\$4,985.93	\$10,802.85	\$129,634
				3	\$63.8823	\$5,110.59	\$11,072.95	\$132,875
				4	\$65.4794	\$5,238.36	\$11,349.78	\$136,197
				5	\$67.1164	\$5,369.32	\$11,633.53	\$139,602



**Inland Empire Utilities Agency**  
**Salary Matrix**  
**Effective October 30, 2022**  
**Adopted October 19, 2022**

**EXHIBIT 1**

<b>Classification Title</b>	<b>Salary Range</b>	<b>Unit</b>	<b>FLSA</b>	<b>Step</b>	<b>Hourly</b>	<b>Biweekly</b>	<b>Monthly</b>	<b>Annually</b>
Communications Officer	186	UN	Exempt	6	\$68.7943	\$5,503.55	\$11,924.36	\$143,092
				7	\$70.5140	\$5,641.12	\$12,222.43	\$146,669
				8	\$72.2770	\$5,782.16	\$12,528.02	\$150,336
				9	\$74.0837	\$5,926.70	\$12,841.19	\$154,094
Communications Officer (Y-Rated; Hired Before 1/23/2022)	206	UN	Exempt	1	\$85.2866	\$6,822.93	\$14,783.02	\$177,396
Compost Facility Supervisor	185	SU	Exempt	1	\$57.9068	\$4,632.55	\$10,037.20	\$120,446
				2	\$59.3549	\$4,748.40	\$10,288.20	\$123,458
				3	\$60.8385	\$4,867.08	\$10,545.34	\$126,544
				4	\$62.3592	\$4,988.74	\$10,808.94	\$129,707
				5	\$63.9183	\$5,113.47	\$11,079.19	\$132,950
				6	\$65.5164	\$5,241.32	\$11,356.20	\$136,274
				7	\$67.1539	\$5,372.32	\$11,640.03	\$139,680
				8	\$68.8332	\$5,506.66	\$11,931.10	\$143,173
				9	\$70.5539	\$5,644.32	\$12,229.36	\$146,752
Compost Operator	174	GU	Non-exempt	1	\$33.8621	\$2,708.97	\$5,869.44	\$70,433
				2	\$34.7087	\$2,776.70	\$6,016.19	\$72,194
				3	\$35.5765	\$2,846.12	\$6,166.60	\$73,999
				4	\$36.4659	\$2,917.28	\$6,320.78	\$75,849
				5	\$37.3775	\$2,990.20	\$6,478.77	\$77,745
				6	\$38.3121	\$3,064.97	\$6,640.77	\$79,689
				7	\$39.2698	\$3,141.59	\$6,806.78	\$81,681
				8	\$40.2515	\$3,220.12	\$6,976.93	\$83,723
				9	\$41.2577	\$3,300.62	\$7,151.35	\$85,816
Compost Sales Representative	181	PR	Exempt	1	\$47.6414	\$3,811.32	\$8,257.86	\$99,094
				2	\$48.8323	\$3,906.59	\$8,464.28	\$101,571
				3	\$50.0529	\$4,004.24	\$8,675.86	\$104,110
				4	\$51.3044	\$4,104.36	\$8,892.78	\$106,713
				5	\$52.5861	\$4,206.89	\$9,114.93	\$109,379
				6	\$53.9015	\$4,312.12	\$9,342.93	\$112,115
				7	\$55.2491	\$4,419.93	\$9,576.52	\$114,918
				8	\$56.6299	\$4,530.40	\$9,815.87	\$117,790
				9	\$58.0462	\$4,643.70	\$10,061.35	\$120,736
Compost Worker	170	GU	Non-exempt	1	\$27.8606	\$2,228.85	\$4,829.18	\$57,950
				2	\$28.5577	\$2,284.62	\$4,950.01	\$59,400
				3	\$29.2717	\$2,341.74	\$5,073.77	\$60,885
				4	\$30.0029	\$2,400.24	\$5,200.52	\$62,406
				5	\$30.7534	\$2,460.28	\$5,330.61	\$63,967
				6	\$31.5222	\$2,521.78	\$5,463.86	\$65,566
				7	\$32.3101	\$2,584.81	\$5,600.43	\$67,205
				8	\$33.1178	\$2,649.43	\$5,740.44	\$68,885
				9	\$33.9457	\$2,715.66	\$5,883.93	\$70,607
Construction Project Inspector	180	UN	Non-exempt	1	\$45.3746	\$3,629.97	\$7,864.94	\$94,379
				2	\$46.5092	\$3,720.74	\$8,061.61	\$96,739
				3	\$47.6722	\$3,813.78	\$8,263.19	\$99,158

**Inland Empire Utilities Agency**  
**Salary Matrix**  
**Effective October 30, 2022**  
**Adopted October 19, 2022**

**EXHIBIT 1**

<b>Classification Title</b>	<b>Salary Range</b>	<b>Unit</b>	<b>FLSA</b>	<b>Step</b>	<b>Hourly</b>	<b>Biweekly</b>	<b>Monthly</b>	<b>Annually</b>
Construction Project Inspector	180	UN	Non-exempt	4	\$48.8640	\$3,909.12	\$8,469.76	\$101,637
				5	\$50.0851	\$4,006.81	\$8,681.43	\$104,177
				6	\$51.3375	\$4,107.00	\$8,898.50	\$106,782
				7	\$52.6207	\$4,209.66	\$9,120.93	\$109,451
				8	\$53.9361	\$4,314.89	\$9,348.93	\$112,187
				9	\$55.2847	\$4,422.78	\$9,582.69	\$114,992
Contracts Administrator I	177	PR	Exempt	1	\$39.1967	\$3,135.74	\$6,794.11	\$81,529
				2	\$40.1775	\$3,214.20	\$6,964.10	\$83,569
				3	\$41.1813	\$3,294.51	\$7,138.11	\$85,657
				4	\$42.2111	\$3,376.89	\$7,316.60	\$87,799
				5	\$43.2664	\$3,461.32	\$7,499.53	\$89,994
				6	\$44.3476	\$3,547.81	\$7,686.93	\$92,243
				7	\$45.4563	\$3,636.51	\$7,879.11	\$94,549
				8	\$46.5928	\$3,727.43	\$8,076.10	\$96,913
				9	\$47.7577	\$3,820.62	\$8,278.01	\$99,336
Contracts Administrator II	180	PR	Exempt	1	\$45.3746	\$3,629.97	\$7,864.94	\$94,379
				2	\$46.5092	\$3,720.74	\$8,061.61	\$96,739
				3	\$47.6722	\$3,813.78	\$8,263.19	\$99,158
				4	\$48.8640	\$3,909.12	\$8,469.76	\$101,637
				5	\$50.0851	\$4,006.81	\$8,681.43	\$104,177
				6	\$51.3375	\$4,107.00	\$8,898.50	\$106,782
				7	\$52.6207	\$4,209.66	\$9,120.93	\$109,451
				8	\$53.9361	\$4,314.89	\$9,348.93	\$112,187
				9	\$55.2847	\$4,422.78	\$9,582.69	\$114,992
Contracts and Procurement Supervisor	185	SU	Exempt	1	\$57.9068	\$4,632.55	\$10,037.20	\$120,446
				2	\$59.3549	\$4,748.40	\$10,288.20	\$123,458
				3	\$60.8385	\$4,867.08	\$10,545.34	\$126,544
				4	\$62.3592	\$4,988.74	\$10,808.94	\$129,707
				5	\$63.9183	\$5,113.47	\$11,079.19	\$132,950
				6	\$65.5164	\$5,241.32	\$11,356.20	\$136,274
				7	\$67.1539	\$5,372.32	\$11,640.03	\$139,680
				8	\$68.8332	\$5,506.66	\$11,931.10	\$143,173
				9	\$70.5539	\$5,644.32	\$12,229.36	\$146,752
Control Systems Analyst I	180	GU	Non-exempt	1	\$45.3746	\$3,629.97	\$7,864.94	\$94,379
				2	\$46.5092	\$3,720.74	\$8,061.61	\$96,739
				3	\$47.6722	\$3,813.78	\$8,263.19	\$99,158
				4	\$48.8640	\$3,909.12	\$8,469.76	\$101,637
				5	\$50.0851	\$4,006.81	\$8,681.43	\$104,177
				6	\$51.3375	\$4,107.00	\$8,898.50	\$106,782
				7	\$52.6207	\$4,209.66	\$9,120.93	\$109,451
				8	\$53.9361	\$4,314.89	\$9,348.93	\$112,187
				9	\$55.2847	\$4,422.78	\$9,582.69	\$114,992
Control Systems Analyst II	182	GU	Non-exempt	1	\$50.0236	\$4,001.89	\$8,670.77	\$104,049
				2	\$51.2736	\$4,101.89	\$8,887.43	\$106,649
				3	\$52.5558	\$4,204.47	\$9,109.69	\$109,316
				4	\$53.8693	\$4,309.55	\$9,337.36	\$112,048

**Inland Empire Utilities Agency**  
**Salary Matrix**  
**Effective October 30, 2022**  
**Adopted October 19, 2022**

**EXHIBIT 1**

<b>Classification Title</b>	<b>Salary Range</b>	<b>Unit</b>	<b>FLSA</b>	<b>Step</b>	<b>Hourly</b>	<b>Biweekly</b>	<b>Monthly</b>	<b>Annually</b>
Control Systems Analyst II	182	GU	Non-exempt	5	\$55.2164	\$4,417.32	\$9,570.86	\$114,850
				6	\$56.5962	\$4,527.70	\$9,810.02	\$117,720
				7	\$58.0116	\$4,640.93	\$10,055.35	\$120,664
				8	\$59.4621	\$4,756.97	\$10,306.77	\$123,681
				9	\$60.9481	\$4,875.85	\$10,564.35	\$126,772
Controller	190	UN	Exempt	1	\$73.9015	\$5,912.12	\$12,809.60	\$153,715
				2	\$75.7496	\$6,059.97	\$13,129.94	\$157,559
				3	\$77.6424	\$6,211.40	\$13,458.04	\$161,496
				4	\$79.5837	\$6,366.70	\$13,794.52	\$165,534
				5	\$81.5731	\$6,525.85	\$14,139.35	\$169,672
				6	\$83.6125	\$6,689.00	\$14,492.84	\$173,914
				7	\$85.7029	\$6,856.24	\$14,855.19	\$178,262
				8	\$87.8452	\$7,027.62	\$15,226.51	\$182,718
				9	\$90.0419	\$7,203.36	\$15,607.28	\$187,287
Deputy General Manager	199	EX	Exempt	1	\$117.3779	\$9,390.24	\$20,345.52	\$244,146
				2	\$120.3121	\$9,624.97	\$20,854.11	\$250,249
				3	\$123.3207	\$9,865.66	\$21,375.60	\$256,507
				4	\$126.4029	\$10,112.24	\$21,909.86	\$262,918
				5	\$129.5635	\$10,365.08	\$22,457.68	\$269,492
				6	\$132.8025	\$10,624.20	\$23,019.10	\$276,229
				7	\$136.1226	\$10,889.81	\$23,594.59	\$283,135
				8	\$139.5255	\$11,162.04	\$24,184.42	\$290,213
				9	\$143.0135	\$11,441.08	\$24,789.01	\$297,468
Deputy Manager of Maintenance	188	UN	Exempt	1	\$67.0318	\$5,362.55	\$11,618.86	\$139,426
				2	\$68.7082	\$5,496.66	\$11,909.43	\$142,913
				3	\$70.4260	\$5,634.08	\$12,207.18	\$146,486
				4	\$72.1861	\$5,774.89	\$12,512.27	\$150,147
				5	\$73.9909	\$5,919.28	\$12,825.11	\$153,901
				6	\$75.8404	\$6,067.24	\$13,145.69	\$157,748
				7	\$77.7371	\$6,218.97	\$13,474.44	\$161,693
				8	\$79.6803	\$6,374.43	\$13,811.27	\$165,735
				9	\$81.6722	\$6,533.78	\$14,156.53	\$169,878
Deputy Manager of Operations	188	UN	Exempt	1	\$67.0318	\$5,362.55	\$11,618.86	\$139,426
				2	\$68.7082	\$5,496.66	\$11,909.43	\$142,913
				3	\$70.4260	\$5,634.08	\$12,207.18	\$146,486
				4	\$72.1861	\$5,774.89	\$12,512.27	\$150,147
				5	\$73.9909	\$5,919.28	\$12,825.11	\$153,901
				6	\$75.8404	\$6,067.24	\$13,145.69	\$157,748
				7	\$77.7371	\$6,218.97	\$13,474.44	\$161,693
				8	\$79.6803	\$6,374.43	\$13,811.27	\$165,735
				9	\$81.6722	\$6,533.78	\$14,156.53	\$169,878
Director of Engineering	195	UN	Exempt	1	\$94.3222	\$7,545.78	\$16,349.19	\$196,190
				2	\$96.6808	\$7,734.47	\$16,758.02	\$201,096
				3	\$99.0976	\$7,927.81	\$17,176.93	\$206,123
				4	\$101.5750	\$8,126.00	\$17,606.34	\$211,276
				5	\$104.1140	\$8,329.12	\$18,046.43	\$216,557

**Inland Empire Utilities Agency**  
**Salary Matrix**  
**Effective October 30, 2022**  
**Adopted October 19, 2022**

**EXHIBIT 1**

<b>Classification Title</b>	<b>Salary Range</b>	<b>Unit</b>	<b>FLSA</b>	<b>Step</b>	<b>Hourly</b>	<b>Biweekly</b>	<b>Monthly</b>	<b>Annually</b>
Director of Engineering	195	UN	Exempt	6	\$106.7174	\$8,537.40	\$18,497.70	\$221,972
				7	\$109.3847	\$8,750.78	\$18,960.03	\$227,520
				8	\$112.1198	\$8,969.59	\$19,434.12	\$233,209
				9	\$114.9226	\$9,193.81	\$19,919.93	\$239,039
Director of External and Government Affairs	193	UN	Exempt	1	\$85.5500	\$6,844.00	\$14,828.67	\$177,944
				2	\$87.6890	\$7,015.12	\$15,199.43	\$182,393
				3	\$89.8813	\$7,190.51	\$15,579.44	\$186,953
				4	\$92.1284	\$7,370.28	\$15,968.94	\$191,627
				5	\$94.4318	\$7,554.55	\$16,368.20	\$196,418
				6	\$96.7924	\$7,743.40	\$16,777.37	\$201,328
				7	\$99.2121	\$7,936.97	\$17,196.77	\$206,361
				8	\$101.6924	\$8,135.40	\$17,626.70	\$211,520
				9	\$104.2347	\$8,338.78	\$18,067.36	\$216,808
Director of Finance	195	UN	Exempt	1	\$94.3222	\$7,545.78	\$16,349.19	\$196,190
				2	\$96.6808	\$7,734.47	\$16,758.02	\$201,096
				3	\$99.0976	\$7,927.81	\$17,176.93	\$206,123
				4	\$101.5750	\$8,126.00	\$17,606.34	\$211,276
				5	\$104.1140	\$8,329.12	\$18,046.43	\$216,557
				6	\$106.7174	\$8,537.40	\$18,497.70	\$221,972
				7	\$109.3847	\$8,750.78	\$18,960.03	\$227,520
				8	\$112.1198	\$8,969.59	\$19,434.12	\$233,209
				9	\$114.9226	\$9,193.81	\$19,919.93	\$239,039
Director of Finance (Y-Rated; Hired Before 1/23/2022)	208	UN	Exempt	1	\$117.1515	\$9,372.12	\$20,306.26	\$243,675
Director of Human Resources	194	UN	Exempt	1	\$89.8308	\$7,186.47	\$15,570.69	\$186,848
				2	\$92.0760	\$7,366.08	\$15,959.84	\$191,518
				3	\$94.3784	\$7,550.28	\$16,358.94	\$196,307
				4	\$96.7371	\$7,738.97	\$16,767.77	\$201,213
				5	\$99.1563	\$7,932.51	\$17,187.11	\$206,245
				6	\$101.6347	\$8,130.78	\$17,616.69	\$211,400
				7	\$104.1760	\$8,334.08	\$18,057.18	\$216,686
				8	\$106.7799	\$8,542.40	\$18,508.54	\$222,102
				9	\$109.4496	\$8,755.97	\$18,971.27	\$227,655
Director of Information Technology	194	UN	Exempt	1	\$89.8308	\$7,186.47	\$15,570.69	\$186,848
				2	\$92.0760	\$7,366.08	\$15,959.84	\$191,518
				3	\$94.3784	\$7,550.28	\$16,358.94	\$196,307
				4	\$96.7371	\$7,738.97	\$16,767.77	\$201,213
				5	\$99.1563	\$7,932.51	\$17,187.11	\$206,245
				6	\$101.6347	\$8,130.78	\$17,616.69	\$211,400
				7	\$104.1760	\$8,334.08	\$18,057.18	\$216,686
				8	\$106.7799	\$8,542.40	\$18,508.54	\$222,102
				9	\$109.4496	\$8,755.97	\$18,971.27	\$227,655
Director of Operations and Maintenance	195	UN	Exempt	1	\$94.3222	\$7,545.78	\$16,349.19	\$196,190
				2	\$96.6808	\$7,734.47	\$16,758.02	\$201,096

**Inland Empire Utilities Agency**  
**Salary Matrix**  
**Effective October 30, 2022**  
**Adopted October 19, 2022**

**EXHIBIT 1**

<b>Classification Title</b>	<b>Salary Range</b>	<b>Unit</b>	<b>FLSA</b>	<b>Step</b>	<b>Hourly</b>	<b>Biweekly</b>	<b>Monthly</b>	<b>Annually</b>
Director of Operations and Maintenance	195	UN	Exempt	3	\$99.0976	\$7,927.81	\$17,176.93	\$206,123
				4	\$101.5750	\$8,126.00	\$17,606.34	\$211,276
				5	\$104.1140	\$8,329.12	\$18,046.43	\$216,557
				6	\$106.7174	\$8,537.40	\$18,497.70	\$221,972
				7	\$109.3847	\$8,750.78	\$18,960.03	\$227,520
				8	\$112.1198	\$8,969.59	\$19,434.12	\$233,209
				9	\$114.9226	\$9,193.81	\$19,919.93	\$239,039
Director of Operations and Maintenance (Y-Rated; Hired Before 1/23/2022)	208	UN	Exempt	1	\$117.1515	\$9,372.12	\$20,306.26	\$243,675
Director of Planning and Resources	195	UN	Exempt	1	\$94.3222	\$7,545.78	\$16,349.19	\$196,190
				2	\$96.6808	\$7,734.47	\$16,758.02	\$201,096
				3	\$99.0976	\$7,927.81	\$17,176.93	\$206,123
				4	\$101.5750	\$8,126.00	\$17,606.34	\$211,276
				5	\$104.1140	\$8,329.12	\$18,046.43	\$216,557
				6	\$106.7174	\$8,537.40	\$18,497.70	\$221,972
				7	\$109.3847	\$8,750.78	\$18,960.03	\$227,520
				8	\$112.1198	\$8,969.59	\$19,434.12	\$233,209
				9	\$114.9226	\$9,193.81	\$19,919.93	\$239,039
Electrical & Instrumentation Technician I	176	GU	Non-exempt	1	\$37.3294	\$2,986.36	\$6,470.45	\$77,645
				2	\$38.2630	\$3,061.04	\$6,632.26	\$79,587
				3	\$39.2188	\$3,137.51	\$6,797.94	\$81,575
				4	\$40.2000	\$3,216.00	\$6,968.00	\$83,616
				5	\$41.2049	\$3,296.40	\$7,142.20	\$85,706
				6	\$42.2351	\$3,378.81	\$7,320.76	\$87,849
				7	\$43.2909	\$3,463.28	\$7,503.78	\$90,045
				8	\$44.3731	\$3,549.85	\$7,691.35	\$92,296
				9	\$45.4827	\$3,638.62	\$7,883.68	\$94,604
Electrical & Instrumentation Technician II	179	GU	Non-exempt	1	\$43.2145	\$3,457.16	\$7,490.52	\$89,886
				2	\$44.2952	\$3,543.62	\$7,677.85	\$92,134
				3	\$45.4025	\$3,632.20	\$7,869.77	\$94,437
				4	\$46.5375	\$3,723.00	\$8,066.50	\$96,798
				5	\$47.7005	\$3,816.04	\$8,268.09	\$99,217
				6	\$48.8933	\$3,911.47	\$8,474.86	\$101,698
				7	\$50.1159	\$4,009.28	\$8,686.78	\$104,241
				8	\$51.3688	\$4,109.51	\$8,903.94	\$106,847
				9	\$52.6525	\$4,212.20	\$9,126.44	\$109,517
Electrical & Instrumentation Technician III	181	GU	Non-exempt	1	\$47.6414	\$3,811.32	\$8,257.86	\$99,094
				2	\$48.8323	\$3,906.59	\$8,464.28	\$101,571
				3	\$50.0529	\$4,004.24	\$8,675.86	\$104,110
				4	\$51.3044	\$4,104.36	\$8,892.78	\$106,713
				5	\$52.5861	\$4,206.89	\$9,114.93	\$109,379
				6	\$53.9015	\$4,312.12	\$9,342.93	\$112,115
				7	\$55.2491	\$4,419.93	\$9,576.52	\$114,918
				8	\$56.6299	\$4,530.40	\$9,815.87	\$117,790
				9	\$58.0462	\$4,643.70	\$10,061.35	\$120,736

**Inland Empire Utilities Agency**  
**Salary Matrix**  
**Effective October 30, 2022**  
**Adopted October 19, 2022**

**EXHIBIT 1**

<b>Classification Title</b>	<b>Salary Range</b>	<b>Unit</b>	<b>FLSA</b>	<b>Step</b>	<b>Hourly</b>	<b>Biweekly</b>	<b>Monthly</b>	<b>Annually</b>
Electrical & Instrumentation Technician IV	182	GU	Non-exempt	1	\$50.0236	\$4,001.89	\$8,670.77	\$104,049
				2	\$51.2736	\$4,101.89	\$8,887.43	\$106,649
				3	\$52.5558	\$4,204.47	\$9,109.69	\$109,316
				4	\$53.8693	\$4,309.55	\$9,337.36	\$112,048
				5	\$55.2164	\$4,417.32	\$9,570.86	\$114,850
				6	\$56.5962	\$4,527.70	\$9,810.02	\$117,720
				7	\$58.0116	\$4,640.93	\$10,055.35	\$120,664
				8	\$59.4621	\$4,756.97	\$10,306.77	\$123,681
				9	\$60.9481	\$4,875.85	\$10,564.35	\$126,772
Employee and Labor Relations Advocate	186	UN	Exempt	1	\$60.8039	\$4,864.32	\$10,539.36	\$126,472
				2	\$62.3241	\$4,985.93	\$10,802.85	\$129,634
				3	\$63.8823	\$5,110.59	\$11,072.95	\$132,875
				4	\$65.4794	\$5,238.36	\$11,349.78	\$136,197
				5	\$67.1164	\$5,369.32	\$11,633.53	\$139,602
				6	\$68.7943	\$5,503.55	\$11,924.36	\$143,092
				7	\$70.5140	\$5,641.12	\$12,222.43	\$146,669
				8	\$72.2770	\$5,782.16	\$12,528.02	\$150,336
				9	\$74.0837	\$5,926.70	\$12,841.19	\$154,094
Engineering Services Analyst	182	PR	Exempt	1	\$50.0236	\$4,001.89	\$8,670.77	\$104,049
				2	\$51.2736	\$4,101.89	\$8,887.43	\$106,649
				3	\$52.5558	\$4,204.47	\$9,109.69	\$109,316
				4	\$53.8693	\$4,309.55	\$9,337.36	\$112,048
				5	\$55.2164	\$4,417.32	\$9,570.86	\$114,850
				6	\$56.5962	\$4,527.70	\$9,810.02	\$117,720
				7	\$58.0116	\$4,640.93	\$10,055.35	\$120,664
				8	\$59.4621	\$4,756.97	\$10,306.77	\$123,681
				9	\$60.9481	\$4,875.85	\$10,564.35	\$126,772
Engineering Services Specialist	179	UN	Exempt	1	\$43.2145	\$3,457.16	\$7,490.52	\$89,886
				2	\$44.2952	\$3,543.62	\$7,677.85	\$92,134
				3	\$45.4025	\$3,632.20	\$7,869.77	\$94,437
				4	\$46.5375	\$3,723.00	\$8,066.50	\$96,798
				5	\$47.7005	\$3,816.04	\$8,268.09	\$99,217
				6	\$48.8933	\$3,911.47	\$8,474.86	\$101,698
				7	\$50.1159	\$4,009.28	\$8,686.78	\$104,241
				8	\$51.3688	\$4,109.51	\$8,903.94	\$106,847
				9	\$52.6525	\$4,212.20	\$9,126.44	\$109,517
Engineering Services Supervisor	185	SU	Exempt	1	\$57.9068	\$4,632.55	\$10,037.20	\$120,446
				2	\$59.3549	\$4,748.40	\$10,288.20	\$123,458
				3	\$60.8385	\$4,867.08	\$10,545.34	\$126,544
				4	\$62.3592	\$4,988.74	\$10,808.94	\$129,707
				5	\$63.9183	\$5,113.47	\$11,079.19	\$132,950
				6	\$65.5164	\$5,241.32	\$11,356.20	\$136,274
				7	\$67.1539	\$5,372.32	\$11,640.03	\$139,680
				8	\$68.8332	\$5,506.66	\$11,931.10	\$143,173
				9	\$70.5539	\$5,644.32	\$12,229.36	\$146,752

**Inland Empire Utilities Agency**  
**Salary Matrix**  
**Effective October 30, 2022**  
**Adopted October 19, 2022**

**EXHIBIT 1**

<b>Classification Title</b>	<b>Salary Range</b>	<b>Unit</b>	<b>FLSA</b>	<b>Step</b>	<b>Hourly</b>	<b>Biweekly</b>	<b>Monthly</b>	<b>Annually</b>
Engineering Technician	175	GU	Non-exempt	1	\$35.5529	\$2,844.24	\$6,162.52	\$73,950
				2	\$36.4419	\$2,915.36	\$6,316.62	\$75,799
				3	\$37.3525	\$2,988.20	\$6,474.44	\$77,693
				4	\$38.2866	\$3,062.93	\$6,636.35	\$79,636
				5	\$39.2438	\$3,139.51	\$6,802.28	\$81,627
				6	\$40.2246	\$3,217.97	\$6,972.27	\$83,667
				7	\$41.2303	\$3,298.43	\$7,146.60	\$85,759
				8	\$42.2611	\$3,380.89	\$7,325.27	\$87,903
				9	\$43.3178	\$3,465.43	\$7,508.44	\$90,101
Environmental Resources Planner I	179	PR	Exempt	1	\$43.2145	\$3,457.16	\$7,490.52	\$89,886
				2	\$44.2952	\$3,543.62	\$7,677.85	\$92,134
				3	\$45.4025	\$3,632.20	\$7,869.77	\$94,437
				4	\$46.5375	\$3,723.00	\$8,066.50	\$96,798
				5	\$47.7005	\$3,816.04	\$8,268.09	\$99,217
				6	\$48.8933	\$3,911.47	\$8,474.86	\$101,698
				7	\$50.1159	\$4,009.28	\$8,686.78	\$104,241
				8	\$51.3688	\$4,109.51	\$8,903.94	\$106,847
				9	\$52.6525	\$4,212.20	\$9,126.44	\$109,517
Environmental Resources Planner II	182	PR	Exempt	1	\$50.0236	\$4,001.89	\$8,670.77	\$104,049
				2	\$51.2736	\$4,101.89	\$8,887.43	\$106,649
				3	\$52.5558	\$4,204.47	\$9,109.69	\$109,316
				4	\$53.8693	\$4,309.55	\$9,337.36	\$112,048
				5	\$55.2164	\$4,417.32	\$9,570.86	\$114,850
				6	\$56.5962	\$4,527.70	\$9,810.02	\$117,720
				7	\$58.0116	\$4,640.93	\$10,055.35	\$120,664
				8	\$59.4621	\$4,756.97	\$10,306.77	\$123,681
				9	\$60.9481	\$4,875.85	\$10,564.35	\$126,772
Executive Assistant	178	UN	Exempt	1	\$41.1553	\$3,292.43	\$7,133.60	\$85,603
				2	\$42.1842	\$3,374.74	\$7,311.94	\$87,743
				3	\$43.2390	\$3,459.12	\$7,494.76	\$89,937
				4	\$44.3193	\$3,545.55	\$7,682.03	\$92,184
				5	\$45.4279	\$3,634.24	\$7,874.19	\$94,490
				6	\$46.5630	\$3,725.04	\$8,070.92	\$96,851
				7	\$47.7275	\$3,818.20	\$8,272.77	\$99,273
				8	\$48.9207	\$3,913.66	\$8,479.60	\$101,755
				9	\$50.1433	\$4,011.47	\$8,691.52	\$104,298
External Affairs Analyst	180	UN	Exempt	1	\$45.3746	\$3,629.97	\$7,864.94	\$94,379
				2	\$46.5092	\$3,720.74	\$8,061.61	\$96,739
				3	\$47.6722	\$3,813.78	\$8,263.19	\$99,158
				4	\$48.8640	\$3,909.12	\$8,469.76	\$101,637
				5	\$50.0851	\$4,006.81	\$8,681.43	\$104,177
				6	\$51.3375	\$4,107.00	\$8,898.50	\$106,782
				7	\$52.6207	\$4,209.66	\$9,120.93	\$109,451
				8	\$53.9361	\$4,314.89	\$9,348.93	\$112,187
				9	\$55.2847	\$4,422.78	\$9,582.69	\$114,992
External Affairs Specialist I	171	UN	Exempt	1	\$29.2539	\$2,340.32	\$5,070.70	\$60,848

**Inland Empire Utilities Agency**  
**Salary Matrix**  
**Effective October 30, 2022**  
**Adopted October 19, 2022**

**EXHIBIT 1**

<b>Classification Title</b>	<b>Salary Range</b>	<b>Unit</b>	<b>FLSA</b>	<b>Step</b>	<b>Hourly</b>	<b>Biweekly</b>	<b>Monthly</b>	<b>Annually</b>
External Affairs Specialist I	171	UN	Exempt	2	\$29.9851	\$2,398.81	\$5,197.43	\$62,369
				3	\$30.7347	\$2,458.78	\$5,327.36	\$63,928
				4	\$31.5029	\$2,520.24	\$5,460.52	\$65,526
				5	\$32.2914	\$2,583.32	\$5,597.20	\$67,166
				6	\$33.0981	\$2,647.85	\$5,737.01	\$68,844
				7	\$33.9260	\$2,714.08	\$5,880.51	\$70,566
				8	\$34.7736	\$2,781.89	\$6,027.43	\$72,329
				9	\$35.6433	\$2,851.47	\$6,178.19	\$74,138
External Affairs Specialist II	177	UN	Exempt	1	\$39.1967	\$3,135.74	\$6,794.11	\$81,529
				2	\$40.1775	\$3,214.20	\$6,964.10	\$83,569
				3	\$41.1813	\$3,294.51	\$7,138.11	\$85,657
				4	\$42.2111	\$3,376.89	\$7,316.60	\$87,799
				5	\$43.2664	\$3,461.32	\$7,499.53	\$89,994
				6	\$44.3476	\$3,547.81	\$7,686.93	\$92,243
				7	\$45.4563	\$3,636.51	\$7,879.11	\$94,549
				8	\$46.5928	\$3,727.43	\$8,076.10	\$96,913
Facilities Program Coordinator	181	PR	Exempt	9	\$47.7577	\$3,820.62	\$8,278.01	\$99,336
				1	\$47.6414	\$3,811.32	\$8,257.86	\$99,094
				2	\$48.8323	\$3,906.59	\$8,464.28	\$101,571
				3	\$50.0529	\$4,004.24	\$8,675.86	\$104,110
				4	\$51.3044	\$4,104.36	\$8,892.78	\$106,713
				5	\$52.5861	\$4,206.89	\$9,114.93	\$109,379
				6	\$53.9015	\$4,312.12	\$9,342.93	\$112,115
				7	\$55.2491	\$4,419.93	\$9,576.52	\$114,918
Facilities Program Supervisor	185	SU	Exempt	8	\$56.6299	\$4,530.40	\$9,815.87	\$117,790
				9	\$58.0462	\$4,643.70	\$10,061.35	\$120,736
				1	\$57.9068	\$4,632.55	\$10,037.20	\$120,446
				2	\$59.3549	\$4,748.40	\$10,288.20	\$123,458
				3	\$60.8385	\$4,867.08	\$10,545.34	\$126,544
				4	\$62.3592	\$4,988.74	\$10,808.94	\$129,707
				5	\$63.9183	\$5,113.47	\$11,079.19	\$132,950
				6	\$65.5164	\$5,241.32	\$11,356.20	\$136,274
Facilities Specialist	177	PR	Exempt	7	\$67.1539	\$5,372.32	\$11,640.03	\$139,680
				8	\$68.8332	\$5,506.66	\$11,931.10	\$143,173
				9	\$70.5539	\$5,644.32	\$12,229.36	\$146,752
				1	\$39.1967	\$3,135.74	\$6,794.11	\$81,529
				2	\$40.1775	\$3,214.20	\$6,964.10	\$83,569
				3	\$41.1813	\$3,294.51	\$7,138.11	\$85,657
				4	\$42.2111	\$3,376.89	\$7,316.60	\$87,799
				5	\$43.2664	\$3,461.32	\$7,499.53	\$89,994
Facilities Specialist - Landscape	177	UN	Exempt	6	\$44.3476	\$3,547.81	\$7,686.93	\$92,243
				7	\$45.4563	\$3,636.51	\$7,879.11	\$94,549
				8	\$46.5928	\$3,727.43	\$8,076.10	\$96,913
				9	\$47.7577	\$3,820.62	\$8,278.01	\$99,336
				1	\$39.1967	\$3,135.74	\$6,794.11	\$81,529
				2	\$40.1775	\$3,214.20	\$6,964.10	\$83,569



**Inland Empire Utilities Agency**  
**Salary Matrix**  
**Effective October 30, 2022**  
**Adopted October 19, 2022**

**EXHIBIT 1**

<b>Classification Title</b>	<b>Salary Range</b>	<b>Unit</b>	<b>FLSA</b>	<b>Step</b>	<b>Hourly</b>	<b>Biweekly</b>	<b>Monthly</b>	<b>Annually</b>
Facilities Specialist - Landscape	177	UN	Exempt	3	\$41.1813	\$3,294.51	\$7,138.11	\$85,657
				4	\$42.2111	\$3,376.89	\$7,316.60	\$87,799
				5	\$43.2664	\$3,461.32	\$7,499.53	\$89,994
				6	\$44.3476	\$3,547.81	\$7,686.93	\$92,243
				7	\$45.4563	\$3,636.51	\$7,879.11	\$94,549
				8	\$46.5928	\$3,727.43	\$8,076.10	\$96,913
				9	\$47.7577	\$3,820.62	\$8,278.01	\$99,336
Financial Analyst I	179	PR	Exempt	1	\$43.2145	\$3,457.16	\$7,490.52	\$89,886
				2	\$44.2952	\$3,543.62	\$7,677.85	\$92,134
				3	\$45.4025	\$3,632.20	\$7,869.77	\$94,437
				4	\$46.5375	\$3,723.00	\$8,066.50	\$96,798
				5	\$47.7005	\$3,816.04	\$8,268.09	\$99,217
				6	\$48.8933	\$3,911.47	\$8,474.86	\$101,698
				7	\$50.1159	\$4,009.28	\$8,686.78	\$104,241
				8	\$51.3688	\$4,109.51	\$8,903.94	\$106,847
				9	\$52.6525	\$4,212.20	\$9,126.44	\$109,517
Financial Analyst II	181	PR	Exempt	1	\$47.6414	\$3,811.32	\$8,257.86	\$99,094
				2	\$48.8323	\$3,906.59	\$8,464.28	\$101,571
				3	\$50.0529	\$4,004.24	\$8,675.86	\$104,110
				4	\$51.3044	\$4,104.36	\$8,892.78	\$106,713
				5	\$52.5861	\$4,206.89	\$9,114.93	\$109,379
				6	\$53.9015	\$4,312.12	\$9,342.93	\$112,115
				7	\$55.2491	\$4,419.93	\$9,576.52	\$114,918
				8	\$56.6299	\$4,530.40	\$9,815.87	\$117,790
				9	\$58.0462	\$4,643.70	\$10,061.35	\$120,736
General Manager	205	EX	Exempt	1	\$154.2169	\$12,337.36	\$26,730.95	\$320,771
GIS Specialist	178	UN	Exempt	1	\$41.1553	\$3,292.43	\$7,133.60	\$85,603
				2	\$42.1842	\$3,374.74	\$7,311.94	\$87,743
				3	\$43.2390	\$3,459.12	\$7,494.76	\$89,937
				4	\$44.3193	\$3,545.55	\$7,682.03	\$92,184
				5	\$45.4279	\$3,634.24	\$7,874.19	\$94,490
				6	\$46.5630	\$3,725.04	\$8,070.92	\$96,851
				7	\$47.7275	\$3,818.20	\$8,272.77	\$99,273
				8	\$48.9207	\$3,913.66	\$8,479.60	\$101,755
				9	\$50.1433	\$4,011.47	\$8,691.52	\$104,298
Grants Administrator	179	PR	Exempt	1	\$43.2145	\$3,457.16	\$7,490.52	\$89,886
				2	\$44.2952	\$3,543.62	\$7,677.85	\$92,134
				3	\$45.4025	\$3,632.20	\$7,869.77	\$94,437
				4	\$46.5375	\$3,723.00	\$8,066.50	\$96,798
				5	\$47.7005	\$3,816.04	\$8,268.09	\$99,217
				6	\$48.8933	\$3,911.47	\$8,474.86	\$101,698
				7	\$50.1159	\$4,009.28	\$8,686.78	\$104,241
				8	\$51.3688	\$4,109.51	\$8,903.94	\$106,847
				9	\$52.6525	\$4,212.20	\$9,126.44	\$109,517
Grants and Government Affairs Officer	186	UN	Exempt	1	\$60.8039	\$4,864.32	\$10,539.36	\$126,472

**Inland Empire Utilities Agency**  
**Salary Matrix**  
**Effective October 30, 2022**  
**Adopted October 19, 2022**

**EXHIBIT 1**

<b>Classification Title</b>	<b>Salary Range</b>	<b>Unit</b>	<b>FLSA</b>	<b>Step</b>	<b>Hourly</b>	<b>Biweekly</b>	<b>Monthly</b>	<b>Annually</b>
Grants and Government Affairs Officer	186	UN	Exempt	2	\$62.3241	\$4,985.93	\$10,802.85	\$129,634
				3	\$63.8823	\$5,110.59	\$11,072.95	\$132,875
				4	\$65.4794	\$5,238.36	\$11,349.78	\$136,197
				5	\$67.1164	\$5,369.32	\$11,633.53	\$139,602
				6	\$68.7943	\$5,503.55	\$11,924.36	\$143,092
				7	\$70.5140	\$5,641.12	\$12,222.43	\$146,669
				8	\$72.2770	\$5,782.16	\$12,528.02	\$150,336
				9	\$74.0837	\$5,926.70	\$12,841.19	\$154,094
Groundwater Recharge Supervisor	187	SU	Exempt	1	\$63.8428	\$5,107.43	\$11,066.10	\$132,793
				2	\$65.4385	\$5,235.08	\$11,342.68	\$136,112
				3	\$67.0746	\$5,365.97	\$11,626.27	\$139,515
				4	\$68.7515	\$5,500.12	\$11,916.93	\$143,003
				5	\$70.4698	\$5,637.59	\$12,214.78	\$146,577
				6	\$72.2318	\$5,778.55	\$12,520.20	\$150,242
				7	\$74.0375	\$5,923.00	\$12,833.17	\$153,998
				8	\$75.8885	\$6,071.08	\$13,154.01	\$157,848
Human Resources Analyst	181	UN	Exempt	9	\$77.7861	\$6,222.89	\$13,482.93	\$161,795
				1	\$47.6414	\$3,811.32	\$8,257.86	\$99,094
				2	\$48.8323	\$3,906.59	\$8,464.28	\$101,571
				3	\$50.0529	\$4,004.24	\$8,675.86	\$104,110
				4	\$51.3044	\$4,104.36	\$8,892.78	\$106,713
				5	\$52.5861	\$4,206.89	\$9,114.93	\$109,379
				6	\$53.9015	\$4,312.12	\$9,342.93	\$112,115
				7	\$55.2491	\$4,419.93	\$9,576.52	\$114,918
Human Resources Officer	186	UN	Exempt	8	\$56.6299	\$4,530.40	\$9,815.87	\$117,790
				9	\$58.0462	\$4,643.70	\$10,061.35	\$120,736
				1	\$60.8039	\$4,864.32	\$10,539.36	\$126,472
				2	\$62.3241	\$4,985.93	\$10,802.85	\$129,634
				3	\$63.8823	\$5,110.59	\$11,072.95	\$132,875
				4	\$65.4794	\$5,238.36	\$11,349.78	\$136,197
				5	\$67.1164	\$5,369.32	\$11,633.53	\$139,602
				6	\$68.7943	\$5,503.55	\$11,924.36	\$143,092
Human Resources Specialist	177	UN	Exempt	7	\$70.5140	\$5,641.12	\$12,222.43	\$146,669
				8	\$72.2770	\$5,782.16	\$12,528.02	\$150,336
				9	\$74.0837	\$5,926.70	\$12,841.19	\$154,094
				1	\$39.1967	\$3,135.74	\$6,794.11	\$81,529
				2	\$40.1775	\$3,214.20	\$6,964.10	\$83,569
				3	\$41.1813	\$3,294.51	\$7,138.11	\$85,657
				4	\$42.2111	\$3,376.89	\$7,316.60	\$87,799
				5	\$43.2664	\$3,461.32	\$7,499.53	\$89,994
HVAC Technician	177	GU	Non-exempt	6	\$44.3476	\$3,547.81	\$7,686.93	\$92,243
				7	\$45.4563	\$3,636.51	\$7,879.11	\$94,549
				8	\$46.5928	\$3,727.43	\$8,076.10	\$96,913
				9	\$47.7577	\$3,820.62	\$8,278.01	\$99,336
				1	\$39.1967	\$3,135.74	\$6,794.11	\$81,529
				2	\$40.1775	\$3,214.20	\$6,964.10	\$83,569

**Inland Empire Utilities Agency**  
**Salary Matrix**  
**Effective October 30, 2022**  
**Adopted October 19, 2022**

**EXHIBIT 1**

<b>Classification Title</b>	<b>Salary Range</b>	<b>Unit</b>	<b>FLSA</b>	<b>Step</b>	<b>Hourly</b>	<b>Biweekly</b>	<b>Monthly</b>	<b>Annually</b>
HVAC Technician	177	GU	Non-exempt	3	\$41.1813	\$3,294.51	\$7,138.11	\$85,657
				4	\$42.2111	\$3,376.89	\$7,316.60	\$87,799
				5	\$43.2664	\$3,461.32	\$7,499.53	\$89,994
				6	\$44.3476	\$3,547.81	\$7,686.93	\$92,243
				7	\$45.4563	\$3,636.51	\$7,879.11	\$94,549
				8	\$46.5928	\$3,727.43	\$8,076.10	\$96,913
				9	\$47.7577	\$3,820.62	\$8,278.01	\$99,336
Industrial Engine Technician I	177	GU	Non-exempt	1	\$39.1967	\$3,135.74	\$6,794.11	\$81,529
				2	\$40.1775	\$3,214.20	\$6,964.10	\$83,569
				3	\$41.1813	\$3,294.51	\$7,138.11	\$85,657
				4	\$42.2111	\$3,376.89	\$7,316.60	\$87,799
				5	\$43.2664	\$3,461.32	\$7,499.53	\$89,994
				6	\$44.3476	\$3,547.81	\$7,686.93	\$92,243
				7	\$45.4563	\$3,636.51	\$7,879.11	\$94,549
Industrial Engine Technician II	181	GU	Non-exempt	8	\$46.5928	\$3,727.43	\$8,076.10	\$96,913
				9	\$47.7577	\$3,820.62	\$8,278.01	\$99,336
				1	\$47.6414	\$3,811.32	\$8,257.86	\$99,094
				2	\$48.8323	\$3,906.59	\$8,464.28	\$101,571
				3	\$50.0529	\$4,004.24	\$8,675.86	\$104,110
				4	\$51.3044	\$4,104.36	\$8,892.78	\$106,713
				5	\$52.5861	\$4,206.89	\$9,114.93	\$109,379
Information Security Officer	186	UN	Exempt	6	\$53.9015	\$4,312.12	\$9,342.93	\$112,115
				7	\$55.2491	\$4,419.93	\$9,576.52	\$114,918
				8	\$56.6299	\$4,530.40	\$9,815.87	\$117,790
				9	\$58.0462	\$4,643.70	\$10,061.35	\$120,736
				1	\$60.8039	\$4,864.32	\$10,539.36	\$126,472
				2	\$62.3241	\$4,985.93	\$10,802.85	\$129,634
				3	\$63.8823	\$5,110.59	\$11,072.95	\$132,875
Information Systems Analyst I	179	PR	Exempt	4	\$65.4794	\$5,238.36	\$11,349.78	\$136,197
				5	\$67.1164	\$5,369.32	\$11,633.53	\$139,602
				6	\$68.7943	\$5,503.55	\$11,924.36	\$143,092
				7	\$70.5140	\$5,641.12	\$12,222.43	\$146,669
				8	\$72.2770	\$5,782.16	\$12,528.02	\$150,336
				9	\$74.0837	\$5,926.70	\$12,841.19	\$154,094
				1	\$43.2145	\$3,457.16	\$7,490.52	\$89,886
Information Systems Analyst II	181	PR	Exempt	2	\$44.2952	\$3,543.62	\$7,677.85	\$92,134
				3	\$45.4025	\$3,632.20	\$7,869.77	\$94,437
				4	\$46.5375	\$3,723.00	\$8,066.50	\$96,798
				5	\$47.7005	\$3,816.04	\$8,268.09	\$99,217
				6	\$48.8933	\$3,911.47	\$8,474.86	\$101,698
				7	\$50.1159	\$4,009.28	\$8,686.78	\$104,241
				8	\$51.3688	\$4,109.51	\$8,903.94	\$106,847
Information Systems Analyst II	181	PR	Exempt	9	\$52.6525	\$4,212.20	\$9,126.44	\$109,517
				1	\$47.6414	\$3,811.32	\$8,257.86	\$99,094
				2	\$48.8323	\$3,906.59	\$8,464.28	\$101,571
Information Systems Analyst II	181	PR	Exempt	3	\$50.0529	\$4,004.24	\$8,675.86	\$104,110

## Inland Empire Utilities Agency

EXHIBIT 1

## Salary Matrix

Effective October 30, 2022

Adopted October 19, 2022

Classification Title	Salary Range	Unit	FLSA	Step	Hourly	Biweekly	Monthly	Annually
Information Systems Analyst II	181	PR	Exempt	4	\$51.3044	\$4,104.36	\$8,892.78	\$106,713
				5	\$52.5861	\$4,206.89	\$9,114.93	\$109,379
				6	\$53.9015	\$4,312.12	\$9,342.93	\$112,115
				7	\$55.2491	\$4,419.93	\$9,576.52	\$114,918
				8	\$56.6299	\$4,530.40	\$9,815.87	\$117,790
				9	\$58.0462	\$4,643.70	\$10,061.35	\$120,736
Intern	001	OTR	Non-exempt	1	\$15.0000			
				2	\$16.0000			
				3	\$17.0000			
				4	\$18.0000			
				5	\$19.0000			
				6	\$20.0000			
Internal Auditor	179	PR	Exempt	1	\$43.2145	\$3,457.16	\$7,490.52	\$89,886
				2	\$44.2952	\$3,543.62	\$7,677.85	\$92,134
				3	\$45.4025	\$3,632.20	\$7,869.77	\$94,437
				4	\$46.5375	\$3,723.00	\$8,066.50	\$96,798
				5	\$47.7005	\$3,816.04	\$8,268.09	\$99,217
				6	\$48.8933	\$3,911.47	\$8,474.86	\$101,698
				7	\$50.1159	\$4,009.28	\$8,686.78	\$104,241
				8	\$51.3688	\$4,109.51	\$8,903.94	\$106,847
				9	\$52.6525	\$4,212.20	\$9,126.44	\$109,517
Inventory Resources Coordinator	181	PR	Exempt	1	\$47.6414	\$3,811.32	\$8,257.86	\$99,094
				2	\$48.8323	\$3,906.59	\$8,464.28	\$101,571
				3	\$50.0529	\$4,004.24	\$8,675.86	\$104,110
				4	\$51.3044	\$4,104.36	\$8,892.78	\$106,713
				5	\$52.5861	\$4,206.89	\$9,114.93	\$109,379
				6	\$53.9015	\$4,312.12	\$9,342.93	\$112,115
				7	\$55.2491	\$4,419.93	\$9,576.52	\$114,918
				8	\$56.6299	\$4,530.40	\$9,815.87	\$117,790
				9	\$58.0462	\$4,643.70	\$10,061.35	\$120,736
Laboratory Assistant	172	LB	Non-exempt	1	\$30.7174	\$2,457.40	\$5,324.37	\$63,892
				2	\$31.4856	\$2,518.85	\$5,457.51	\$65,490
				3	\$32.2731	\$2,581.85	\$5,594.01	\$67,128
				4	\$33.0799	\$2,646.40	\$5,733.87	\$68,806
				5	\$33.9068	\$2,712.55	\$5,877.20	\$70,526
				6	\$34.7544	\$2,780.36	\$6,024.12	\$72,289
				7	\$35.6231	\$2,849.85	\$6,174.68	\$74,096
				8	\$36.5140	\$2,921.12	\$6,329.10	\$75,949
				9	\$37.4265	\$2,994.12	\$6,487.26	\$77,847
Laboratory Scientist I	177	LB	Non-exempt	1	\$39.1967	\$3,135.74	\$6,794.11	\$81,529
				2	\$40.1775	\$3,214.20	\$6,964.10	\$83,569
				3	\$41.1813	\$3,294.51	\$7,138.11	\$85,657
				4	\$42.2111	\$3,376.89	\$7,316.60	\$87,799
				5	\$43.2664	\$3,461.32	\$7,499.53	\$89,994
				6	\$44.3476	\$3,547.81	\$7,686.93	\$92,243
				7	\$45.4563	\$3,636.51	\$7,879.11	\$94,549

**Inland Empire Utilities Agency**  
**Salary Matrix**  
**Effective October 30, 2022**  
**Adopted October 19, 2022**

**EXHIBIT 1**

<b>Classification Title</b>	<b>Salary Range</b>	<b>Unit</b>	<b>FLSA</b>	<b>Step</b>	<b>Hourly</b>	<b>Biweekly</b>	<b>Monthly</b>	<b>Annually</b>
Laboratory Scientist I	177	LB	Non-exempt	8	\$46.5928	\$3,727.43	\$8,076.10	\$96,913
				9	\$47.7577	\$3,820.62	\$8,278.01	\$99,336
Laboratory Scientist II	179	LB	Non-exempt	1	\$43.2145	\$3,457.16	\$7,490.52	\$89,886
				2	\$44.2952	\$3,543.62	\$7,677.85	\$92,134
				3	\$45.4025	\$3,632.20	\$7,869.77	\$94,437
				4	\$46.5375	\$3,723.00	\$8,066.50	\$96,798
				5	\$47.7005	\$3,816.04	\$8,268.09	\$99,217
				6	\$48.8933	\$3,911.47	\$8,474.86	\$101,698
				7	\$50.1159	\$4,009.28	\$8,686.78	\$104,241
				8	\$51.3688	\$4,109.51	\$8,903.94	\$106,847
				9	\$52.6525	\$4,212.20	\$9,126.44	\$109,517
Laboratory Supervisor	185	SU	Exempt	1	\$57.9068	\$4,632.55	\$10,037.20	\$120,446
				2	\$59.3549	\$4,748.40	\$10,288.20	\$123,458
				3	\$60.8385	\$4,867.08	\$10,545.34	\$126,544
				4	\$62.3592	\$4,988.74	\$10,808.94	\$129,707
				5	\$63.9183	\$5,113.47	\$11,079.19	\$132,950
				6	\$65.5164	\$5,241.32	\$11,356.20	\$136,274
				7	\$67.1539	\$5,372.32	\$11,640.03	\$139,680
				8	\$68.8332	\$5,506.66	\$11,931.10	\$143,173
				9	\$70.5539	\$5,644.32	\$12,229.36	\$146,752
Maintenance Planner/Scheduler	182	GU	Non-exempt	1	\$50.0236	\$4,001.89	\$8,670.77	\$104,049
				2	\$51.2736	\$4,101.89	\$8,887.43	\$106,649
				3	\$52.5558	\$4,204.47	\$9,109.69	\$109,316
				4	\$53.8693	\$4,309.55	\$9,337.36	\$112,048
				5	\$55.2164	\$4,417.32	\$9,570.86	\$114,850
				6	\$56.5962	\$4,527.70	\$9,810.02	\$117,720
				7	\$58.0116	\$4,640.93	\$10,055.35	\$120,664
				8	\$59.4621	\$4,756.97	\$10,306.77	\$123,681
				9	\$60.9481	\$4,875.85	\$10,564.35	\$126,772
Maintenance Supervisor	185	SU	Exempt	1	\$57.9068	\$4,632.55	\$10,037.20	\$120,446
				2	\$59.3549	\$4,748.40	\$10,288.20	\$123,458
				3	\$60.8385	\$4,867.08	\$10,545.34	\$126,544
				4	\$62.3592	\$4,988.74	\$10,808.94	\$129,707
				5	\$63.9183	\$5,113.47	\$11,079.19	\$132,950
				6	\$65.5164	\$5,241.32	\$11,356.20	\$136,274
				7	\$67.1539	\$5,372.32	\$11,640.03	\$139,680
				8	\$68.8332	\$5,506.66	\$11,931.10	\$143,173
				9	\$70.5539	\$5,644.32	\$12,229.36	\$146,752
Manager of Asset Management	190	UN	Exempt	1	\$73.9015	\$5,912.12	\$12,809.60	\$153,715
				2	\$75.7496	\$6,059.97	\$13,129.94	\$157,559
				3	\$77.6424	\$6,211.40	\$13,458.04	\$161,496
				4	\$79.5837	\$6,366.70	\$13,794.52	\$165,534
				5	\$81.5731	\$6,525.85	\$14,139.35	\$169,672
				6	\$83.6125	\$6,689.00	\$14,492.84	\$173,914
				7	\$85.7029	\$6,856.24	\$14,855.19	\$178,262
				8	\$87.8452	\$7,027.62	\$15,226.51	\$182,718

**Inland Empire Utilities Agency**  
**Salary Matrix**  
**Effective October 30, 2022**  
**Adopted October 19, 2022**

**EXHIBIT 1**

<b>Classification Title</b>	<b>Salary Range</b>	<b>Unit</b>	<b>FLSA</b>	<b>Step</b>	<b>Hourly</b>	<b>Biweekly</b>	<b>Monthly</b>	<b>Annually</b>
Manager of Asset Management	190	UN	Exempt	9	\$90.0419	\$7,203.36	\$15,607.28	\$187,287
Manager of Compliance and Sustainability	190	UN	Exempt	1	\$73.9015	\$5,912.12	\$12,809.60	\$153,715
				2	\$75.7496	\$6,059.97	\$13,129.94	\$157,559
				3	\$77.6424	\$6,211.40	\$13,458.04	\$161,496
				4	\$79.5837	\$6,366.70	\$13,794.52	\$165,534
				5	\$81.5731	\$6,525.85	\$14,139.35	\$169,672
				6	\$83.6125	\$6,689.00	\$14,492.84	\$173,914
				7	\$85.7029	\$6,856.24	\$14,855.19	\$178,262
				8	\$87.8452	\$7,027.62	\$15,226.51	\$182,718
				9	\$90.0419	\$7,203.36	\$15,607.28	\$187,287
Manager of Contracts and Procurement	190	UN	Exempt	1	\$73.9015	\$5,912.12	\$12,809.60	\$153,715
				2	\$75.7496	\$6,059.97	\$13,129.94	\$157,559
				3	\$77.6424	\$6,211.40	\$13,458.04	\$161,496
				4	\$79.5837	\$6,366.70	\$13,794.52	\$165,534
				5	\$81.5731	\$6,525.85	\$14,139.35	\$169,672
				6	\$83.6125	\$6,689.00	\$14,492.84	\$173,914
				7	\$85.7029	\$6,856.24	\$14,855.19	\$178,262
				8	\$87.8452	\$7,027.62	\$15,226.51	\$182,718
				9	\$90.0419	\$7,203.36	\$15,607.28	\$187,287
Manager of Engineering	192	UN	Exempt	1	\$81.4775	\$6,518.20	\$14,122.77	\$169,473
				2	\$83.5145	\$6,681.16	\$14,475.85	\$173,710
				3	\$85.6020	\$6,848.16	\$14,837.68	\$178,052
				4	\$87.7419	\$7,019.36	\$15,208.62	\$182,503
				5	\$89.9356	\$7,194.85	\$15,588.85	\$187,066
				6	\$92.1842	\$7,374.74	\$15,978.61	\$191,743
				7	\$94.4885	\$7,559.08	\$16,378.01	\$196,536
				8	\$96.8510	\$7,748.08	\$16,787.51	\$201,450
				9	\$99.2722	\$7,941.78	\$17,207.19	\$206,486
Manager of Environmental Services	190	UN	Exempt	1	\$73.9015	\$5,912.12	\$12,809.60	\$153,715
				2	\$75.7496	\$6,059.97	\$13,129.94	\$157,559
				3	\$77.6424	\$6,211.40	\$13,458.04	\$161,496
				4	\$79.5837	\$6,366.70	\$13,794.52	\$165,534
				5	\$81.5731	\$6,525.85	\$14,139.35	\$169,672
				6	\$83.6125	\$6,689.00	\$14,492.84	\$173,914
				7	\$85.7029	\$6,856.24	\$14,855.19	\$178,262
				8	\$87.8452	\$7,027.62	\$15,226.51	\$182,718
				9	\$90.0419	\$7,203.36	\$15,607.28	\$187,287
Manager of Facilities and Water System Programs	190	UN	Exempt	1	\$73.9015	\$5,912.12	\$12,809.60	\$153,715
				2	\$75.7496	\$6,059.97	\$13,129.94	\$157,559
				3	\$77.6424	\$6,211.40	\$13,458.04	\$161,496
				4	\$79.5837	\$6,366.70	\$13,794.52	\$165,534
				5	\$81.5731	\$6,525.85	\$14,139.35	\$169,672
				6	\$83.6125	\$6,689.00	\$14,492.84	\$173,914
				7	\$85.7029	\$6,856.24	\$14,855.19	\$178,262
				8	\$87.8452	\$7,027.62	\$15,226.51	\$182,718

**Inland Empire Utilities Agency**  
**Salary Matrix**  
**Effective October 30, 2022**  
**Adopted October 19, 2022**

**EXHIBIT 1**

<b>Classification Title</b>	<b>Salary Range</b>	<b>Unit</b>	<b>FLSA</b>	<b>Step</b>	<b>Hourly</b>	<b>Biweekly</b>	<b>Monthly</b>	<b>Annually</b>
Manager of Facilities and Water System	190	UN	Exempt	9	\$90.0419	\$7,203.36	\$15,607.28	\$187,287
Manager of Human Resources	190	UN	Exempt	1	\$73.9015	\$5,912.12	\$12,809.60	\$153,715
				2	\$75.7496	\$6,059.97	\$13,129.94	\$157,559
				3	\$77.6424	\$6,211.40	\$13,458.04	\$161,496
				4	\$79.5837	\$6,366.70	\$13,794.52	\$165,534
				5	\$81.5731	\$6,525.85	\$14,139.35	\$169,672
				6	\$83.6125	\$6,689.00	\$14,492.84	\$173,914
				7	\$85.7029	\$6,856.24	\$14,855.19	\$178,262
				8	\$87.8452	\$7,027.62	\$15,226.51	\$182,718
				9	\$90.0419	\$7,203.36	\$15,607.28	\$187,287
Manager of Information Technology	190	UN	Exempt	1	\$73.9015	\$5,912.12	\$12,809.60	\$153,715
				2	\$75.7496	\$6,059.97	\$13,129.94	\$157,559
				3	\$77.6424	\$6,211.40	\$13,458.04	\$161,496
				4	\$79.5837	\$6,366.70	\$13,794.52	\$165,534
				5	\$81.5731	\$6,525.85	\$14,139.35	\$169,672
				6	\$83.6125	\$6,689.00	\$14,492.84	\$173,914
				7	\$85.7029	\$6,856.24	\$14,855.19	\$178,262
				8	\$87.8452	\$7,027.62	\$15,226.51	\$182,718
				9	\$90.0419	\$7,203.36	\$15,607.28	\$187,287
Manager of Internal Audit	190	UN	Exempt	1	\$73.9015	\$5,912.12	\$12,809.60	\$153,715
				2	\$75.7496	\$6,059.97	\$13,129.94	\$157,559
				3	\$77.6424	\$6,211.40	\$13,458.04	\$161,496
				4	\$79.5837	\$6,366.70	\$13,794.52	\$165,534
				5	\$81.5731	\$6,525.85	\$14,139.35	\$169,672
				6	\$83.6125	\$6,689.00	\$14,492.84	\$173,914
				7	\$85.7029	\$6,856.24	\$14,855.19	\$178,262
				8	\$87.8452	\$7,027.62	\$15,226.51	\$182,718
				9	\$90.0419	\$7,203.36	\$15,607.28	\$187,287
Manager of Laboratories	190	UN	Exempt	1	\$73.9015	\$5,912.12	\$12,809.60	\$153,715
				2	\$75.7496	\$6,059.97	\$13,129.94	\$157,559
				3	\$77.6424	\$6,211.40	\$13,458.04	\$161,496
				4	\$79.5837	\$6,366.70	\$13,794.52	\$165,534
				5	\$81.5731	\$6,525.85	\$14,139.35	\$169,672
				6	\$83.6125	\$6,689.00	\$14,492.84	\$173,914
				7	\$85.7029	\$6,856.24	\$14,855.19	\$178,262
				8	\$87.8452	\$7,027.62	\$15,226.51	\$182,718
				9	\$90.0419	\$7,203.36	\$15,607.28	\$187,287
Manager of Maintenance	192	UN	Exempt	1	\$81.4775	\$6,518.20	\$14,122.77	\$169,473
				2	\$83.5145	\$6,681.16	\$14,475.85	\$173,710
				3	\$85.6020	\$6,848.16	\$14,837.68	\$178,052
				4	\$87.7419	\$7,019.36	\$15,208.62	\$182,503
				5	\$89.9356	\$7,194.85	\$15,588.85	\$187,066
				6	\$92.1842	\$7,374.74	\$15,978.61	\$191,743
				7	\$94.4885	\$7,559.08	\$16,378.01	\$196,536
				8	\$96.8510	\$7,748.08	\$16,787.51	\$201,450
				9	\$99.2722	\$7,941.78	\$17,207.19	\$206,486

**Inland Empire Utilities Agency**  
**Salary Matrix**  
**Effective October 30, 2022**  
**Adopted October 19, 2022**

**EXHIBIT 1**

Classification Title	Salary Range	Unit	FLSA	Step	Hourly	Biweekly	Monthly	Annually
Manager of Operations	192	UN	Exempt	1	\$81.4775	\$6,518.20	\$14,122.77	\$169,473
				2	\$83.5145	\$6,681.16	\$14,475.85	\$173,710
				3	\$85.6020	\$6,848.16	\$14,837.68	\$178,052
				4	\$87.7419	\$7,019.36	\$15,208.62	\$182,503
				5	\$89.9356	\$7,194.85	\$15,588.85	\$187,066
				6	\$92.1842	\$7,374.74	\$15,978.61	\$191,743
				7	\$94.4885	\$7,559.08	\$16,378.01	\$196,536
				8	\$96.8510	\$7,748.08	\$16,787.51	\$201,450
				9	\$99.2722	\$7,941.78	\$17,207.19	\$206,486
Manager of Regional Composting Authority	192	UN	Exempt	1	\$81.4775	\$6,518.20	\$14,122.77	\$169,473
				2	\$83.5145	\$6,681.16	\$14,475.85	\$173,710
				3	\$85.6020	\$6,848.16	\$14,837.68	\$178,052
				4	\$87.7419	\$7,019.36	\$15,208.62	\$182,503
				5	\$89.9356	\$7,194.85	\$15,588.85	\$187,066
				6	\$92.1842	\$7,374.74	\$15,978.61	\$191,743
				7	\$94.4885	\$7,559.08	\$16,378.01	\$196,536
				8	\$96.8510	\$7,748.08	\$16,787.51	\$201,450
				9	\$99.2722	\$7,941.78	\$17,207.19	\$206,486
Manager of Water Resources	190	UN	Exempt	1	\$73.9015	\$5,912.12	\$12,809.60	\$153,715
				2	\$75.7496	\$6,059.97	\$13,129.94	\$157,559
				3	\$77.6424	\$6,211.40	\$13,458.04	\$161,496
				4	\$79.5837	\$6,366.70	\$13,794.52	\$165,534
				5	\$81.5731	\$6,525.85	\$14,139.35	\$169,672
				6	\$83.6125	\$6,689.00	\$14,492.84	\$173,914
				7	\$85.7029	\$6,856.24	\$14,855.19	\$178,262
				8	\$87.8452	\$7,027.62	\$15,226.51	\$182,718
				9	\$90.0419	\$7,203.36	\$15,607.28	\$187,287
Materials Specialist	182	PR	Exempt	1	\$50.0236	\$4,001.89	\$8,670.77	\$104,049
				2	\$51.2736	\$4,101.89	\$8,887.43	\$106,649
				3	\$52.5558	\$4,204.47	\$9,109.69	\$109,316
				4	\$53.8693	\$4,309.55	\$9,337.36	\$112,048
				5	\$55.2164	\$4,417.32	\$9,570.86	\$114,850
				6	\$56.5962	\$4,527.70	\$9,810.02	\$117,720
				7	\$58.0116	\$4,640.93	\$10,055.35	\$120,664
				8	\$59.4621	\$4,756.97	\$10,306.77	\$123,681
				9	\$60.9481	\$4,875.85	\$10,564.35	\$126,772
Mechanic I	172	GU	Non-exempt	1	\$30.7174	\$2,457.40	\$5,324.37	\$63,892
				2	\$31.4856	\$2,518.85	\$5,457.51	\$65,490
				3	\$32.2731	\$2,581.85	\$5,594.01	\$67,128
				4	\$33.0799	\$2,646.40	\$5,733.87	\$68,806
				5	\$33.9068	\$2,712.55	\$5,877.20	\$70,526
				6	\$34.7544	\$2,780.36	\$6,024.12	\$72,289
				7	\$35.6231	\$2,849.85	\$6,174.68	\$74,096
				8	\$36.5140	\$2,921.12	\$6,329.10	\$75,949
				9	\$37.4265	\$2,994.12	\$6,487.26	\$77,847



**Inland Empire Utilities Agency**  
**Salary Matrix**  
**Effective October 30, 2022**  
**Adopted October 19, 2022**

**EXHIBIT 1**

<b>Classification Title</b>	<b>Salary Range</b>	<b>Unit</b>	<b>FLSA</b>	<b>Step</b>	<b>Hourly</b>	<b>Biweekly</b>	<b>Monthly</b>	<b>Annually</b>
Mechanic II	176	GU	Non-exempt	1	\$37.3294	\$2,986.36	\$6,470.45	\$77,645
				2	\$38.2630	\$3,061.04	\$6,632.26	\$79,587
				3	\$39.2188	\$3,137.51	\$6,797.94	\$81,575
				4	\$40.2000	\$3,216.00	\$6,968.00	\$83,616
				5	\$41.2049	\$3,296.40	\$7,142.20	\$85,706
				6	\$42.2351	\$3,378.81	\$7,320.76	\$87,849
				7	\$43.2909	\$3,463.28	\$7,503.78	\$90,045
				8	\$44.3731	\$3,549.85	\$7,691.35	\$92,296
				9	\$45.4827	\$3,638.62	\$7,883.68	\$94,604
Mechanic III	179	GU	Non-exempt	1	\$43.2145	\$3,457.16	\$7,490.52	\$89,886
				2	\$44.2952	\$3,543.62	\$7,677.85	\$92,134
				3	\$45.4025	\$3,632.20	\$7,869.77	\$94,437
				4	\$46.5375	\$3,723.00	\$8,066.50	\$96,798
				5	\$47.7005	\$3,816.04	\$8,268.09	\$99,217
				6	\$48.8933	\$3,911.47	\$8,474.86	\$101,698
				7	\$50.1159	\$4,009.28	\$8,686.78	\$104,241
				8	\$51.3688	\$4,109.51	\$8,903.94	\$106,847
				9	\$52.6525	\$4,212.20	\$9,126.44	\$109,517
Mechanic IV	181	GU	Non-exempt	1	\$47.6414	\$3,811.32	\$8,257.86	\$99,094
				2	\$48.8323	\$3,906.59	\$8,464.28	\$101,571
				3	\$50.0529	\$4,004.24	\$8,675.86	\$104,110
				4	\$51.3044	\$4,104.36	\$8,892.78	\$106,713
				5	\$52.5861	\$4,206.89	\$9,114.93	\$109,379
				6	\$53.9015	\$4,312.12	\$9,342.93	\$112,115
				7	\$55.2491	\$4,419.93	\$9,576.52	\$114,918
				8	\$56.6299	\$4,530.40	\$9,815.87	\$117,790
				9	\$58.0462	\$4,643.70	\$10,061.35	\$120,736
Network Administrator	183	PR	Exempt	1	\$52.5270	\$4,202.16	\$9,104.68	\$109,256
				2	\$53.8395	\$4,307.16	\$9,332.18	\$111,986
				3	\$55.1856	\$4,414.85	\$9,565.51	\$114,786
				4	\$56.5654	\$4,525.24	\$9,804.69	\$117,656
				5	\$57.9799	\$4,638.40	\$10,049.87	\$120,598
				6	\$59.4289	\$4,754.32	\$10,301.03	\$123,612
				7	\$60.9145	\$4,873.16	\$10,558.52	\$126,702
				8	\$62.4375	\$4,995.00	\$10,822.50	\$129,870
				9	\$63.9986	\$5,119.89	\$11,093.10	\$133,117
Office Assistant	166	GU	Non-exempt	1	\$22.9246	\$1,833.97	\$3,973.61	\$47,683
				2	\$23.4981	\$1,879.85	\$4,073.01	\$48,876
				3	\$24.0856	\$1,926.85	\$4,174.85	\$50,098
				4	\$24.6875	\$1,975.00	\$4,279.17	\$51,350
				5	\$25.3044	\$2,024.36	\$4,386.12	\$52,633
				6	\$25.9375	\$2,075.00	\$4,495.84	\$53,950
				7	\$26.5856	\$2,126.85	\$4,608.18	\$55,298
				8	\$27.2500	\$2,180.00	\$4,723.34	\$56,680
				9	\$27.9313	\$2,234.51	\$4,841.44	\$58,097

## Inland Empire Utilities Agency

EXHIBIT 1

## Salary Matrix

Effective October 30, 2022

Adopted October 19, 2022

Classification Title	Salary Range	Unit	FLSA	Step	Hourly	Biweekly	Monthly	Annually
Office Assistant (confidential)	166	UN	Non-exempt	1	\$22.9246	\$1,833.97	\$3,973.61	\$47,683
				2	\$23.4981	\$1,879.85	\$4,073.01	\$48,876
				3	\$24.0856	\$1,926.85	\$4,174.85	\$50,098
				4	\$24.6875	\$1,975.00	\$4,279.17	\$51,350
				5	\$25.3044	\$2,024.36	\$4,386.12	\$52,633
				6	\$25.9375	\$2,075.00	\$4,495.84	\$53,950
				7	\$26.5856	\$2,126.85	\$4,608.18	\$55,298
				8	\$27.2500	\$2,180.00	\$4,723.34	\$56,680
				9	\$27.9313	\$2,234.51	\$4,841.44	\$58,097
Operations and Maintenance Training Coordinator	183	UN	Non-exempt	1	\$52.5270	\$4,202.16	\$9,104.68	\$109,256
				2	\$53.8395	\$4,307.16	\$9,332.18	\$111,986
				3	\$55.1856	\$4,414.85	\$9,565.51	\$114,786
				4	\$56.5654	\$4,525.24	\$9,804.69	\$117,656
				5	\$57.9799	\$4,638.40	\$10,049.87	\$120,598
				6	\$59.4289	\$4,754.32	\$10,301.03	\$123,612
				7	\$60.9145	\$4,873.16	\$10,558.52	\$126,702
				8	\$62.4375	\$4,995.00	\$10,822.50	\$129,870
				9	\$63.9986	\$5,119.89	\$11,093.10	\$133,117
Operations Specialist	179	UN	Exempt	1	\$43.2145	\$3,457.16	\$7,490.52	\$89,886
				2	\$44.2952	\$3,543.62	\$7,677.85	\$92,134
				3	\$45.4025	\$3,632.20	\$7,869.77	\$94,437
				4	\$46.5375	\$3,723.00	\$8,066.50	\$96,798
				5	\$47.7005	\$3,816.04	\$8,268.09	\$99,217
				6	\$48.8933	\$3,911.47	\$8,474.86	\$101,698
				7	\$50.1159	\$4,009.28	\$8,686.78	\$104,241
				8	\$51.3688	\$4,109.51	\$8,903.94	\$106,847
				9	\$52.6525	\$4,212.20	\$9,126.44	\$109,517
Operations Supervisor	185	SU	Non-exempt	1	\$57.9068	\$4,632.55	\$10,037.20	\$120,446
				2	\$59.3549	\$4,748.40	\$10,288.20	\$123,458
				3	\$60.8385	\$4,867.08	\$10,545.34	\$126,544
				4	\$62.3592	\$4,988.74	\$10,808.94	\$129,707
				5	\$63.9183	\$5,113.47	\$11,079.19	\$132,950
				6	\$65.5164	\$5,241.32	\$11,356.20	\$136,274
				7	\$67.1539	\$5,372.32	\$11,640.03	\$139,680
				8	\$68.8332	\$5,506.66	\$11,931.10	\$143,173
				9	\$70.5539	\$5,644.32	\$12,229.36	\$146,752
Pretreatment & Source Control Inspector I	174	GU	Non-exempt	1	\$33.8621	\$2,708.97	\$5,869.44	\$70,433
				2	\$34.7087	\$2,776.70	\$6,016.19	\$72,194
				3	\$35.5765	\$2,846.12	\$6,166.60	\$73,999
				4	\$36.4659	\$2,917.28	\$6,320.78	\$75,849
				5	\$37.3775	\$2,990.20	\$6,478.77	\$77,745
				6	\$38.3121	\$3,064.97	\$6,640.77	\$79,689
				7	\$39.2698	\$3,141.59	\$6,806.78	\$81,681
				8	\$40.2515	\$3,220.12	\$6,976.93	\$83,723
				9	\$41.2577	\$3,300.62	\$7,151.35	\$85,816

**Inland Empire Utilities Agency**  
**Salary Matrix**  
**Effective October 30, 2022**  
**Adopted October 19, 2022**

**EXHIBIT 1**

Classification Title	Salary Range	Unit	FLSA	Step	Hourly	Biweekly	Monthly	Annually
Pretreatment & Source Control Inspector II	177	GU	Non-exempt	1	\$39.1967	\$3,135.74	\$6,794.11	\$81,529
				2	\$40.1775	\$3,214.20	\$6,964.10	\$83,569
				3	\$41.1813	\$3,294.51	\$7,138.11	\$85,657
				4	\$42.2111	\$3,376.89	\$7,316.60	\$87,799
				5	\$43.2664	\$3,461.32	\$7,499.53	\$89,994
				6	\$44.3476	\$3,547.81	\$7,686.93	\$92,243
				7	\$45.4563	\$3,636.51	\$7,879.11	\$94,549
				8	\$46.5928	\$3,727.43	\$8,076.10	\$96,913
				9	\$47.7577	\$3,820.62	\$8,278.01	\$99,336
Principal Accountant	186	UN	Exempt	1	\$60.8039	\$4,864.32	\$10,539.36	\$126,472
				2	\$62.3241	\$4,985.93	\$10,802.85	\$129,634
				3	\$63.8823	\$5,110.59	\$11,072.95	\$132,875
				4	\$65.4794	\$5,238.36	\$11,349.78	\$136,197
				5	\$67.1164	\$5,369.32	\$11,633.53	\$139,602
				6	\$68.7943	\$5,503.55	\$11,924.36	\$143,092
				7	\$70.5140	\$5,641.12	\$12,222.43	\$146,669
				8	\$72.2770	\$5,782.16	\$12,528.02	\$150,336
				9	\$74.0837	\$5,926.70	\$12,841.19	\$154,094
Principal Engineer	188	UN	Exempt	1	\$67.0318	\$5,362.55	\$11,618.86	\$139,426
				2	\$68.7082	\$5,496.66	\$11,909.43	\$142,913
				3	\$70.4260	\$5,634.08	\$12,207.18	\$146,486
				4	\$72.1861	\$5,774.89	\$12,512.27	\$150,147
				5	\$73.9909	\$5,919.28	\$12,825.11	\$153,901
				6	\$75.8404	\$6,067.24	\$13,145.69	\$157,748
				7	\$77.7371	\$6,218.97	\$13,474.44	\$161,693
				8	\$79.6803	\$6,374.43	\$13,811.27	\$165,735
				9	\$81.6722	\$6,533.78	\$14,156.53	\$169,878
Process Automation & Controls Supervisor	185	SU	Exempt	1	\$57.9068	\$4,632.55	\$10,037.20	\$120,446
				2	\$59.3549	\$4,748.40	\$10,288.20	\$123,458
				3	\$60.8385	\$4,867.08	\$10,545.34	\$126,544
				4	\$62.3592	\$4,988.74	\$10,808.94	\$129,707
				5	\$63.9183	\$5,113.47	\$11,079.19	\$132,950
				6	\$65.5164	\$5,241.32	\$11,356.20	\$136,274
				7	\$67.1539	\$5,372.32	\$11,640.03	\$139,680
				8	\$68.8332	\$5,506.66	\$11,931.10	\$143,173
				9	\$70.5539	\$5,644.32	\$12,229.36	\$146,752
Procurement Specialist I	174	PR	Non-exempt	1	\$33.8621	\$2,708.97	\$5,869.44	\$70,433
				2	\$34.7087	\$2,776.70	\$6,016.19	\$72,194
				3	\$35.5765	\$2,846.12	\$6,166.60	\$73,999
				4	\$36.4659	\$2,917.28	\$6,320.78	\$75,849
				5	\$37.3775	\$2,990.20	\$6,478.77	\$77,745
				6	\$38.3121	\$3,064.97	\$6,640.77	\$79,689
				7	\$39.2698	\$3,141.59	\$6,806.78	\$81,681
				8	\$40.2515	\$3,220.12	\$6,976.93	\$83,723

**Inland Empire Utilities Agency**  
**Salary Matrix**  
**Effective October 30, 2022**  
**Adopted October 19, 2022**

**EXHIBIT 1**

<b>Classification Title</b>	<b>Salary Range</b>	<b>Unit</b>	<b>FLSA</b>	<b>Step</b>	<b>Hourly</b>	<b>Biweekly</b>	<b>Monthly</b>	<b>Annually</b>
Procurement Specialist I	174	PR	Non-exempt	9	\$41.2577	\$3,300.62	\$7,151.35	\$85,816
Procurement Specialist II <sup>1</sup>	175	PR	Non-exempt	1	\$35.5529	\$2,844.24	\$6,162.52	\$73,950
				2	\$36.4419	\$2,915.36	\$6,316.62	\$75,799
				3	\$37.3525	\$2,988.20	\$6,474.44	\$77,693
				4	\$38.2866	\$3,062.93	\$6,636.35	\$79,636
				5	\$39.2438	\$3,139.51	\$6,802.28	\$81,627
				6	\$40.2246	\$3,217.97	\$6,972.27	\$83,667
				7	\$41.2303	\$3,298.43	\$7,146.60	\$85,759
				8	\$42.2611	\$3,380.89	\$7,325.27	\$87,903
				9	\$43.3178	\$3,465.43	\$7,508.44	\$90,101
Project Manager I	184	PR	Exempt	1	\$55.1510	\$4,412.08	\$9,559.51	\$114,714
				2	\$56.5299	\$4,522.40	\$9,798.54	\$117,582
				3	\$57.9433	\$4,635.47	\$10,043.52	\$120,522
				4	\$59.3919	\$4,751.36	\$10,294.62	\$123,535
				5	\$60.8770	\$4,870.16	\$10,552.02	\$126,624
				6	\$62.3986	\$4,991.89	\$10,815.77	\$129,789
				7	\$63.9582	\$5,116.66	\$11,086.10	\$133,033
				8	\$65.5568	\$5,244.55	\$11,363.20	\$136,358
				9	\$67.1962	\$5,375.70	\$11,647.35	\$139,768
Project Manager II	185	PR	Exempt	1	\$57.9068	\$4,632.55	\$10,037.20	\$120,446
				2	\$59.3549	\$4,748.40	\$10,288.20	\$123,458
				3	\$60.8385	\$4,867.08	\$10,545.34	\$126,544
				4	\$62.3592	\$4,988.74	\$10,808.94	\$129,707
				5	\$63.9183	\$5,113.47	\$11,079.19	\$132,950
				6	\$65.5164	\$5,241.32	\$11,356.20	\$136,274
				7	\$67.1539	\$5,372.32	\$11,640.03	\$139,680
				8	\$68.8332	\$5,506.66	\$11,931.10	\$143,173
				9	\$70.5539	\$5,644.32	\$12,229.36	\$146,752
Records Management Supervisor	185	SU	Exempt	1	\$57.9068	\$4,632.55	\$10,037.20	\$120,446
				2	\$59.3549	\$4,748.40	\$10,288.20	\$123,458
				3	\$60.8385	\$4,867.08	\$10,545.34	\$126,544
				4	\$62.3592	\$4,988.74	\$10,808.94	\$129,707
				5	\$63.9183	\$5,113.47	\$11,079.19	\$132,950
				6	\$65.5164	\$5,241.32	\$11,356.20	\$136,274
				7	\$67.1539	\$5,372.32	\$11,640.03	\$139,680
				8	\$68.8332	\$5,506.66	\$11,931.10	\$143,173
				9	\$70.5539	\$5,644.32	\$12,229.36	\$146,752
Records Specialist	173	GU	Non-exempt	1	\$32.2520	\$2,580.16	\$5,590.35	\$67,084
				2	\$33.0582	\$2,644.66	\$5,730.10	\$68,761
				3	\$33.8851	\$2,710.81	\$5,873.43	\$70,481
				4	\$34.7318	\$2,778.55	\$6,020.20	\$72,242
				5	\$35.5996	\$2,847.97	\$6,170.61	\$74,047
				6	\$36.4904	\$2,919.24	\$6,325.02	\$75,900
				7	\$37.4020	\$2,992.16	\$6,483.02	\$77,796
				8	\$38.3375	\$3,067.00	\$6,645.17	\$79,742
				9	\$39.2962	\$3,143.70	\$6,811.35	\$81,736

**Inland Empire Utilities Agency**  
**Salary Matrix**  
**Effective October 30, 2022**  
**Adopted October 19, 2022**

**EXHIBIT 1**

<b>Classification Title</b>	<b>Salary Range</b>	<b>Unit</b>	<b>FLSA</b>	<b>Step</b>	<b>Hourly</b>	<b>Biweekly</b>	<b>Monthly</b>	<b>Annually</b>
Recycled Water Distribution Operator	179	OP	Non-exempt	1	\$43.2145	\$3,457.16	\$7,490.52	\$89,886
				2	\$44.2952	\$3,543.62	\$7,677.85	\$92,134
				3	\$45.4025	\$3,632.20	\$7,869.77	\$94,437
				4	\$46.5375	\$3,723.00	\$8,066.50	\$96,798
				5	\$47.7005	\$3,816.04	\$8,268.09	\$99,217
				6	\$48.8933	\$3,911.47	\$8,474.86	\$101,698
				7	\$50.1159	\$4,009.28	\$8,686.78	\$104,241
				8	\$51.3688	\$4,109.51	\$8,903.94	\$106,847
				9	\$52.6525	\$4,212.20	\$9,126.44	\$109,517
Risk Specialist	174	PR	Non-exempt	1	\$33.8621	\$2,708.97	\$5,869.44	\$70,433
				2	\$34.7087	\$2,776.70	\$6,016.19	\$72,194
				3	\$35.5765	\$2,846.12	\$6,166.60	\$73,999
				4	\$36.4659	\$2,917.28	\$6,320.78	\$75,849
				5	\$37.3775	\$2,990.20	\$6,478.77	\$77,745
				6	\$38.3121	\$3,064.97	\$6,640.77	\$79,689
				7	\$39.2698	\$3,141.59	\$6,806.78	\$81,681
				8	\$40.2515	\$3,220.12	\$6,976.93	\$83,723
				9	\$41.2577	\$3,300.62	\$7,151.35	\$85,816
RW/Groundwater Recharge Maintenance Technician	176	GU	Non-exempt	1	\$37.3294	\$2,986.36	\$6,470.45	\$77,645
				2	\$38.2630	\$3,061.04	\$6,632.26	\$79,587
				3	\$39.2188	\$3,137.51	\$6,797.94	\$81,575
				4	\$40.2000	\$3,216.00	\$6,968.00	\$83,616
				5	\$41.2049	\$3,296.40	\$7,142.20	\$85,706
				6	\$42.2351	\$3,378.81	\$7,320.76	\$87,849
				7	\$43.2909	\$3,463.28	\$7,503.78	\$90,045
				8	\$44.3731	\$3,549.85	\$7,691.35	\$92,296
				9	\$45.4827	\$3,638.62	\$7,883.68	\$94,604
RW/Groundwater Recharge Operations & Maintenance Specialist	179	UN	Exempt	1	\$43.2145	\$3,457.16	\$7,490.52	\$89,886
				2	\$44.2952	\$3,543.62	\$7,677.85	\$92,134
				3	\$45.4025	\$3,632.20	\$7,869.77	\$94,437
				4	\$46.5375	\$3,723.00	\$8,066.50	\$96,798
				5	\$47.7005	\$3,816.04	\$8,268.09	\$99,217
				6	\$48.8933	\$3,911.47	\$8,474.86	\$101,698
				7	\$50.1159	\$4,009.28	\$8,686.78	\$104,241
				8	\$51.3688	\$4,109.51	\$8,903.94	\$106,847
				9	\$52.6525	\$4,212.20	\$9,126.44	\$109,517
Safety Analyst	178	PR	Exempt	1	\$41.1553	\$3,292.43	\$7,133.60	\$85,603
				2	\$42.1842	\$3,374.74	\$7,311.94	\$87,743
				3	\$43.2390	\$3,459.12	\$7,494.76	\$89,937
				4	\$44.3193	\$3,545.55	\$7,682.03	\$92,184
				5	\$45.4279	\$3,634.24	\$7,874.19	\$94,490
				6	\$46.5630	\$3,725.04	\$8,070.92	\$96,851
				7	\$47.7275	\$3,818.20	\$8,272.77	\$99,273
				8	\$48.9207	\$3,913.66	\$8,479.60	\$101,755

**Inland Empire Utilities Agency**  
**Salary Matrix**  
**Effective October 30, 2022**  
**Adopted October 19, 2022**

**EXHIBIT 1**

<b>Classification Title</b>	<b>Salary Range</b>	<b>Unit</b>	<b>FLSA</b>	<b>Step</b>	<b>Hourly</b>	<b>Biweekly</b>	<b>Monthly</b>	<b>Annually</b>
Safety Analyst	178	PR	Exempt	9	\$50.1433	\$4,011.47	\$8,691.52	\$104,298
Safety Officer	185	SU	Exempt	1	\$57.9068	\$4,632.55	\$10,037.20	\$120,446
				2	\$59.3549	\$4,748.40	\$10,288.20	\$123,458
				3	\$60.8385	\$4,867.08	\$10,545.34	\$126,544
				4	\$62.3592	\$4,988.74	\$10,808.94	\$129,707
				5	\$63.9183	\$5,113.47	\$11,079.19	\$132,950
				6	\$65.5164	\$5,241.32	\$11,356.20	\$136,274
				7	\$67.1539	\$5,372.32	\$11,640.03	\$139,680
				8	\$68.8332	\$5,506.66	\$11,931.10	\$143,173
				9	\$70.5539	\$5,644.32	\$12,229.36	\$146,752
Senior Accountant	179	PR	Exempt	1	\$43.2145	\$3,457.16	\$7,490.52	\$89,886
				2	\$44.2952	\$3,543.62	\$7,677.85	\$92,134
				3	\$45.4025	\$3,632.20	\$7,869.77	\$94,437
				4	\$46.5375	\$3,723.00	\$8,066.50	\$96,798
				5	\$47.7005	\$3,816.04	\$8,268.09	\$99,217
				6	\$48.8933	\$3,911.47	\$8,474.86	\$101,698
				7	\$50.1159	\$4,009.28	\$8,686.78	\$104,241
				8	\$51.3688	\$4,109.51	\$8,903.94	\$106,847
				9	\$52.6525	\$4,212.20	\$9,126.44	\$109,517
Senior Associate Engineer	184	UN	Exempt	1	\$55.1510	\$4,412.08	\$9,559.51	\$114,714
				2	\$56.5299	\$4,522.40	\$9,798.54	\$117,582
				3	\$57.9433	\$4,635.47	\$10,043.52	\$120,522
				4	\$59.3919	\$4,751.36	\$10,294.62	\$123,535
				5	\$60.8770	\$4,870.16	\$10,552.02	\$126,624
				6	\$62.3986	\$4,991.89	\$10,815.77	\$129,789
				7	\$63.9582	\$5,116.66	\$11,086.10	\$133,033
				8	\$65.5568	\$5,244.55	\$11,363.20	\$136,358
				9	\$67.1962	\$5,375.70	\$11,647.35	\$139,768
Senior Associate Engineer - PE	185	UN	Exempt	1	\$57.9068	\$4,632.55	\$10,037.20	\$120,446
				2	\$59.3549	\$4,748.40	\$10,288.20	\$123,458
				3	\$60.8385	\$4,867.08	\$10,545.34	\$126,544
				4	\$62.3592	\$4,988.74	\$10,808.94	\$129,707
				5	\$63.9183	\$5,113.47	\$11,079.19	\$132,950
				6	\$65.5164	\$5,241.32	\$11,356.20	\$136,274
				7	\$67.1539	\$5,372.32	\$11,640.03	\$139,680
				8	\$68.8332	\$5,506.66	\$11,931.10	\$143,173
				9	\$70.5539	\$5,644.32	\$12,229.36	\$146,752
Senior Compost Operations and Maintenance Technician	181	GU	Non-exempt	1	\$47.6414	\$3,811.32	\$8,257.86	\$99,094
				2	\$48.8323	\$3,906.59	\$8,464.28	\$101,571
				3	\$50.0529	\$4,004.24	\$8,675.86	\$104,110
				4	\$51.3044	\$4,104.36	\$8,892.78	\$106,713
				5	\$52.5861	\$4,206.89	\$9,114.93	\$109,379
				6	\$53.9015	\$4,312.12	\$9,342.93	\$112,115
				7	\$55.2491	\$4,419.93	\$9,576.52	\$114,918
				8	\$56.6299	\$4,530.40	\$9,815.87	\$117,790

**Inland Empire Utilities Agency**  
**Salary Matrix**  
**Effective October 30, 2022**  
**Adopted October 19, 2022**

**EXHIBIT 1**

<b>Classification Title</b>	<b>Salary Range</b>	<b>Unit</b>	<b>FLSA</b>	<b>Step</b>	<b>Hourly</b>	<b>Biweekly</b>	<b>Monthly</b>	<b>Annually</b>
Senior Compost Operations and Maintenance Technician	181	GU	Non-exempt	9	\$58.0462	\$4,643.70	\$10,061.35	\$120,736
Senior Construction Project Inspector	182	UN	Exempt	1	\$50.0236	\$4,001.89	\$8,670.77	\$104,049
				2	\$51.2736	\$4,101.89	\$8,887.43	\$106,649
				3	\$52.5558	\$4,204.47	\$9,109.69	\$109,316
				4	\$53.8693	\$4,309.55	\$9,337.36	\$112,048
				5	\$55.2164	\$4,417.32	\$9,570.86	\$114,850
				6	\$56.5962	\$4,527.70	\$9,810.02	\$117,720
				7	\$58.0116	\$4,640.93	\$10,055.35	\$120,664
				8	\$59.4621	\$4,756.97	\$10,306.77	\$123,681
				9	\$60.9481	\$4,875.85	\$10,564.35	\$126,772
Senior Engineer	187	PR	Exempt	1	\$63.8428	\$5,107.43	\$11,066.10	\$132,793
				2	\$65.4385	\$5,235.08	\$11,342.68	\$136,112
				3	\$67.0746	\$5,365.97	\$11,626.27	\$139,515
				4	\$68.7515	\$5,500.12	\$11,916.93	\$143,003
				5	\$70.4698	\$5,637.59	\$12,214.78	\$146,577
				6	\$72.2318	\$5,778.55	\$12,520.20	\$150,242
				7	\$74.0375	\$5,923.00	\$12,833.17	\$153,998
				8	\$75.8885	\$6,071.08	\$13,154.01	\$157,848
				9	\$77.7861	\$6,222.89	\$13,482.93	\$161,795
Senior Environmental Resources Planner	184	UN	Exempt	1	\$55.1510	\$4,412.08	\$9,559.51	\$114,714
				2	\$56.5299	\$4,522.40	\$9,798.54	\$117,582
				3	\$57.9433	\$4,635.47	\$10,043.52	\$120,522
				4	\$59.3919	\$4,751.36	\$10,294.62	\$123,535
				5	\$60.8770	\$4,870.16	\$10,552.02	\$126,624
				6	\$62.3986	\$4,991.89	\$10,815.77	\$129,789
				7	\$63.9582	\$5,116.66	\$11,086.10	\$133,033
				8	\$65.5568	\$5,244.55	\$11,363.20	\$136,358
				9	\$67.1962	\$5,375.70	\$11,647.35	\$139,768
Senior External Affairs Specialist	180	UN	Exempt	1	\$45.3746	\$3,629.97	\$7,864.94	\$94,379
				2	\$46.5092	\$3,720.74	\$8,061.61	\$96,739
				3	\$47.6722	\$3,813.78	\$8,263.19	\$99,158
				4	\$48.8640	\$3,909.12	\$8,469.76	\$101,637
				5	\$50.0851	\$4,006.81	\$8,681.43	\$104,177
				6	\$51.3375	\$4,107.00	\$8,898.50	\$106,782
				7	\$52.6207	\$4,209.66	\$9,120.93	\$109,451
				8	\$53.9361	\$4,314.89	\$9,348.93	\$112,187
				9	\$55.2847	\$4,422.78	\$9,582.69	\$114,992
Senior Financial Analyst	183	PR	Exempt	1	\$52.5270	\$4,202.16	\$9,104.68	\$109,256
				2	\$53.8395	\$4,307.16	\$9,332.18	\$111,986
				3	\$55.1856	\$4,414.85	\$9,565.51	\$114,786
				4	\$56.5654	\$4,525.24	\$9,804.69	\$117,656
				5	\$57.9799	\$4,638.40	\$10,049.87	\$120,598
				6	\$59.4289	\$4,754.32	\$10,301.03	\$123,612
				7	\$60.9145	\$4,873.16	\$10,558.52	\$126,702
				8	\$62.4375	\$4,995.00	\$10,822.50	\$129,870
				9	\$63.9986	\$5,119.89	\$11,093.10	\$133,117

**Inland Empire Utilities Agency**  
**Salary Matrix**  
**Effective October 30, 2022**  
**Adopted October 19, 2022**

**EXHIBIT 1**

<b>Classification Title</b>	<b>Salary Range</b>	<b>Unit</b>	<b>FLSA</b>	<b>Step</b>	<b>Hourly</b>	<b>Biweekly</b>	<b>Monthly</b>	<b>Annually</b>
Senior Information Systems Analyst	182	PR	Exempt	1	\$50.0236	\$4,001.89	\$8,670.77	\$104,049
				2	\$51.2736	\$4,101.89	\$8,887.43	\$106,649
				3	\$52.5558	\$4,204.47	\$9,109.69	\$109,316
				4	\$53.8693	\$4,309.55	\$9,337.36	\$112,048
				5	\$55.2164	\$4,417.32	\$9,570.86	\$114,850
				6	\$56.5962	\$4,527.70	\$9,810.02	\$117,720
				7	\$58.0116	\$4,640.93	\$10,055.35	\$120,664
				8	\$59.4621	\$4,756.97	\$10,306.77	\$123,681
				9	\$60.9481	\$4,875.85	\$10,564.35	\$126,772
Senior Internal Auditor	182	PR	Exempt	1	\$50.0236	\$4,001.89	\$8,670.77	\$104,049
				2	\$51.2736	\$4,101.89	\$8,887.43	\$106,649
				3	\$52.5558	\$4,204.47	\$9,109.69	\$109,316
				4	\$53.8693	\$4,309.55	\$9,337.36	\$112,048
				5	\$55.2164	\$4,417.32	\$9,570.86	\$114,850
				6	\$56.5962	\$4,527.70	\$9,810.02	\$117,720
				7	\$58.0116	\$4,640.93	\$10,055.35	\$120,664
				8	\$59.4621	\$4,756.97	\$10,306.77	\$123,681
				9	\$60.9481	\$4,875.85	\$10,564.35	\$126,772
Senior Inventory Analyst	182	PR	Exempt	1	\$50.0236	\$4,001.89	\$8,670.77	\$104,049
				2	\$51.2736	\$4,101.89	\$8,887.43	\$106,649
				3	\$52.5558	\$4,204.47	\$9,109.69	\$109,316
				4	\$53.8693	\$4,309.55	\$9,337.36	\$112,048
				5	\$55.2164	\$4,417.32	\$9,570.86	\$114,850
				6	\$56.5962	\$4,527.70	\$9,810.02	\$117,720
				7	\$58.0116	\$4,640.93	\$10,055.35	\$120,664
				8	\$59.4621	\$4,756.97	\$10,306.77	\$123,681
				9	\$60.9481	\$4,875.85	\$10,564.35	\$126,772
Senior Management Analyst	182	PR	Exempt	1	\$50.0236	\$4,001.89	\$8,670.77	\$104,049
				2	\$51.2736	\$4,101.89	\$8,887.43	\$106,649
				3	\$52.5558	\$4,204.47	\$9,109.69	\$109,316
				4	\$53.8693	\$4,309.55	\$9,337.36	\$112,048
				5	\$55.2164	\$4,417.32	\$9,570.86	\$114,850
				6	\$56.5962	\$4,527.70	\$9,810.02	\$117,720
				7	\$58.0116	\$4,640.93	\$10,055.35	\$120,664
				8	\$59.4621	\$4,756.97	\$10,306.77	\$123,681
				9	\$60.9481	\$4,875.85	\$10,564.35	\$126,772
Senior Operations Specialist	184	UN	Exempt	1	\$55.1510	\$4,412.08	\$9,559.51	\$114,714
				2	\$56.5299	\$4,522.40	\$9,798.54	\$117,582
				3	\$57.9433	\$4,635.47	\$10,043.52	\$120,522
				4	\$59.3919	\$4,751.36	\$10,294.62	\$123,535
				5	\$60.8770	\$4,870.16	\$10,552.02	\$126,624
				6	\$62.3986	\$4,991.89	\$10,815.77	\$129,789
				7	\$63.9582	\$5,116.66	\$11,086.10	\$133,033
				8	\$65.5568	\$5,244.55	\$11,363.20	\$136,358
				9	\$67.1962	\$5,375.70	\$11,647.35	\$139,768



**Inland Empire Utilities Agency**  
**Salary Matrix**  
**Effective October 30, 2022**  
**Adopted October 19, 2022**

**EXHIBIT 1**

<b>Classification Title</b>	<b>Salary Range</b>	<b>Unit</b>	<b>FLSA</b>	<b>Step</b>	<b>Hourly</b>	<b>Biweekly</b>	<b>Monthly</b>	<b>Annually</b>
Senior Policy Advisor	188	UN	Exempt	1	\$67.0318	\$5,362.55	\$11,618.86	\$139,426
				2	\$68.7082	\$5,496.66	\$11,909.43	\$142,913
				3	\$70.4260	\$5,634.08	\$12,207.18	\$146,486
				4	\$72.1861	\$5,774.89	\$12,512.27	\$150,147
				5	\$73.9909	\$5,919.28	\$12,825.11	\$153,901
				6	\$75.8404	\$6,067.24	\$13,145.69	\$157,748
				7	\$77.7371	\$6,218.97	\$13,474.44	\$161,693
				8	\$79.6803	\$6,374.43	\$13,811.27	\$165,735
				9	\$81.6722	\$6,533.78	\$14,156.53	\$169,878
Senior Policy Advisor (Y-Rated; Hired Before 1/23/2022)	207	UN	Exempt	1	\$87.4193	\$6,993.55	\$15,152.70	\$181,832
Senior Pretreatment & Source Control Inspector	180	GU	Non-exempt	1	\$45.3746	\$3,629.97	\$7,864.94	\$94,379
				2	\$46.5092	\$3,720.74	\$8,061.61	\$96,739
				3	\$47.6722	\$3,813.78	\$8,263.19	\$99,158
				4	\$48.8640	\$3,909.12	\$8,469.76	\$101,637
				5	\$50.0851	\$4,006.81	\$8,681.43	\$104,177
				6	\$51.3375	\$4,107.00	\$8,898.50	\$106,782
				7	\$52.6207	\$4,209.66	\$9,120.93	\$109,451
				8	\$53.9361	\$4,314.89	\$9,348.93	\$112,187
				9	\$55.2847	\$4,422.78	\$9,582.69	\$114,992
Senior Project Manager	187	PR	Exempt	1	\$63.8428	\$5,107.43	\$11,066.10	\$132,793
				2	\$65.4385	\$5,235.08	\$11,342.68	\$136,112
				3	\$67.0746	\$5,365.97	\$11,626.27	\$139,515
				4	\$68.7515	\$5,500.12	\$11,916.93	\$143,003
				5	\$70.4698	\$5,637.59	\$12,214.78	\$146,577
				6	\$72.2318	\$5,778.55	\$12,520.20	\$150,242
				7	\$74.0375	\$5,923.00	\$12,833.17	\$153,998
				8	\$75.8885	\$6,071.08	\$13,154.01	\$157,848
				9	\$77.7861	\$6,222.89	\$13,482.93	\$161,795
Senior Wastewater Treatment Plant Operator	181	OP	Non-exempt	1	\$47.6414	\$3,811.32	\$8,257.86	\$99,094
				2	\$48.8323	\$3,906.59	\$8,464.28	\$101,571
				3	\$50.0529	\$4,004.24	\$8,675.86	\$104,110
				4	\$51.3044	\$4,104.36	\$8,892.78	\$106,713
				5	\$52.5861	\$4,206.89	\$9,114.93	\$109,379
				6	\$53.9015	\$4,312.12	\$9,342.93	\$112,115
				7	\$55.2491	\$4,419.93	\$9,576.52	\$114,918
				8	\$56.6299	\$4,530.40	\$9,815.87	\$117,790
				9	\$58.0462	\$4,643.70	\$10,061.35	\$120,736
Senior Water Plant Operator	181	OP	Non-exempt	1	\$47.6414	\$3,811.32	\$8,257.86	\$99,094
				2	\$48.8323	\$3,906.59	\$8,464.28	\$101,571
				3	\$50.0529	\$4,004.24	\$8,675.86	\$104,110
				4	\$51.3044	\$4,104.36	\$8,892.78	\$106,713
				5	\$52.5861	\$4,206.89	\$9,114.93	\$109,379
				6	\$53.9015	\$4,312.12	\$9,342.93	\$112,115

**Inland Empire Utilities Agency**  
**Salary Matrix**  
**Effective October 30, 2022**  
**Adopted October 19, 2022**

**EXHIBIT 1**

<b>Classification Title</b>	<b>Salary Range</b>	<b>Unit</b>	<b>FLSA</b>	<b>Step</b>	<b>Hourly</b>	<b>Biweekly</b>	<b>Monthly</b>	<b>Annually</b>
Senior Water Plant Operator	181	OP	Non-exempt	7	\$55.2491	\$4,419.93	\$9,576.52	\$114,918
				8	\$56.6299	\$4,530.40	\$9,815.87	\$117,790
				9	\$58.0462	\$4,643.70	\$10,061.35	\$120,736
Senior Water Resources Analyst	184	PR	Exempt	1	\$55.1510	\$4,412.08	\$9,559.51	\$114,714
				2	\$56.5299	\$4,522.40	\$9,798.54	\$117,582
				3	\$57.9433	\$4,635.47	\$10,043.52	\$120,522
				4	\$59.3919	\$4,751.36	\$10,294.62	\$123,535
				5	\$60.8770	\$4,870.16	\$10,552.02	\$126,624
				6	\$62.3986	\$4,991.89	\$10,815.77	\$129,789
				7	\$63.9582	\$5,116.66	\$11,086.10	\$133,033
				8	\$65.5568	\$5,244.55	\$11,363.20	\$136,358
				9	\$67.1962	\$5,375.70	\$11,647.35	\$139,768
Source Control/Environmental Resources Supervisor	187	SU	Exempt	1	\$63.8428	\$5,107.43	\$11,066.10	\$132,793
				2	\$65.4385	\$5,235.08	\$11,342.68	\$136,112
				3	\$67.0746	\$5,365.97	\$11,626.27	\$139,515
				4	\$68.7515	\$5,500.12	\$11,916.93	\$143,003
				5	\$70.4698	\$5,637.59	\$12,214.78	\$146,577
				6	\$72.2318	\$5,778.55	\$12,520.20	\$150,242
				7	\$74.0375	\$5,923.00	\$12,833.17	\$153,998
				8	\$75.8885	\$6,071.08	\$13,154.01	\$157,848
				9	\$77.7861	\$6,222.89	\$13,482.93	\$161,795
Supervisor - Environmental Compliance & Energy	188	SU	Exempt	1	\$67.0318	\$5,362.55	\$11,618.86	\$139,426
				2	\$68.7082	\$5,496.66	\$11,909.43	\$142,913
				3	\$70.4260	\$5,634.08	\$12,207.18	\$146,486
				4	\$72.1861	\$5,774.89	\$12,512.27	\$150,147
				5	\$73.9909	\$5,919.28	\$12,825.11	\$153,901
				6	\$75.8404	\$6,067.24	\$13,145.69	\$157,748
				7	\$77.7371	\$6,218.97	\$13,474.44	\$161,693
				8	\$79.6803	\$6,374.43	\$13,811.27	\$165,735
				9	\$81.6722	\$6,533.78	\$14,156.53	\$169,878
Systems Administrator	181	PR	Exempt	1	\$47.6414	\$3,811.32	\$8,257.86	\$99,094
				2	\$48.8323	\$3,906.59	\$8,464.28	\$101,571
				3	\$50.0529	\$4,004.24	\$8,675.86	\$104,110
				4	\$51.3044	\$4,104.36	\$8,892.78	\$106,713
				5	\$52.5861	\$4,206.89	\$9,114.93	\$109,379
				6	\$53.9015	\$4,312.12	\$9,342.93	\$112,115
				7	\$55.2491	\$4,419.93	\$9,576.52	\$114,918
				8	\$56.6299	\$4,530.40	\$9,815.87	\$117,790
				9	\$58.0462	\$4,643.70	\$10,061.35	\$120,736
Technology Specialist I	178	GU	Non-exempt	1	\$41.1553	\$3,292.43	\$7,133.60	\$85,603
				2	\$42.1842	\$3,374.74	\$7,311.94	\$87,743
				3	\$43.2390	\$3,459.12	\$7,494.76	\$89,937
				4	\$44.3193	\$3,545.55	\$7,682.03	\$92,184
				5	\$45.4279	\$3,634.24	\$7,874.19	\$94,490

**Inland Empire Utilities Agency**  
**Salary Matrix**  
**Effective October 30, 2022**  
**Adopted October 19, 2022**

**EXHIBIT 1**

<b>Classification Title</b>	<b>Salary Range</b>	<b>Unit</b>	<b>FLSA</b>	<b>Step</b>	<b>Hourly</b>	<b>Biweekly</b>	<b>Monthly</b>	<b>Annually</b>
Technology Specialist I	178	GU	Non-exempt	6	\$46.5630	\$3,725.04	\$8,070.92	\$96,851
				7	\$47.7275	\$3,818.20	\$8,272.77	\$99,273
				8	\$48.9207	\$3,913.66	\$8,479.60	\$101,755
				9	\$50.1433	\$4,011.47	\$8,691.52	\$104,298
Technology Specialist II	180	GU	Non-exempt	1	\$45.3746	\$3,629.97	\$7,864.94	\$94,379
				2	\$46.5092	\$3,720.74	\$8,061.61	\$96,739
				3	\$47.6722	\$3,813.78	\$8,263.19	\$99,158
				4	\$48.8640	\$3,909.12	\$8,469.76	\$101,637
				5	\$50.0851	\$4,006.81	\$8,681.43	\$104,177
				6	\$51.3375	\$4,107.00	\$8,898.50	\$106,782
				7	\$52.6207	\$4,209.66	\$9,120.93	\$109,451
				8	\$53.9361	\$4,314.89	\$9,348.93	\$112,187
Technology Specialist III	182	GU	Non-exempt	9	\$55.2847	\$4,422.78	\$9,582.69	\$114,992
				1	\$50.0236	\$4,001.89	\$8,670.77	\$104,049
				2	\$51.2736	\$4,101.89	\$8,887.43	\$106,649
				3	\$52.5558	\$4,204.47	\$9,109.69	\$109,316
				4	\$53.8693	\$4,309.55	\$9,337.36	\$112,048
				5	\$55.2164	\$4,417.32	\$9,570.86	\$114,850
				6	\$56.5962	\$4,527.70	\$9,810.02	\$117,720
				7	\$58.0116	\$4,640.93	\$10,055.35	\$120,664
Warehouse Supervisor	185	SU	Exempt	8	\$59.4621	\$4,756.97	\$10,306.77	\$123,681
				9	\$60.9481	\$4,875.85	\$10,564.35	\$126,772
				1	\$57.9068	\$4,632.55	\$10,037.20	\$120,446
				2	\$59.3549	\$4,748.40	\$10,288.20	\$123,458
				3	\$60.8385	\$4,867.08	\$10,545.34	\$126,544
				4	\$62.3592	\$4,988.74	\$10,808.94	\$129,707
				5	\$63.9183	\$5,113.47	\$11,079.19	\$132,950
				6	\$65.5164	\$5,241.32	\$11,356.20	\$136,274
Warehouse Technician	171	GU	Non-exempt	7	\$67.1539	\$5,372.32	\$11,640.03	\$139,680
				8	\$68.8332	\$5,506.66	\$11,931.10	\$143,173
				9	\$70.5539	\$5,644.32	\$12,229.36	\$146,752
				1	\$29.2539	\$2,340.32	\$5,070.70	\$60,848
				2	\$29.9851	\$2,398.81	\$5,197.43	\$62,369
				3	\$30.7347	\$2,458.78	\$5,327.36	\$63,928
				4	\$31.5029	\$2,520.24	\$5,460.52	\$65,526
				5	\$32.2914	\$2,583.32	\$5,597.20	\$67,166
Wastewater Treatment Plant Operator I	174	OP	Non-exempt	6	\$33.0981	\$2,647.85	\$5,737.01	\$68,844
				7	\$33.9260	\$2,714.08	\$5,880.51	\$70,566
				8	\$34.7736	\$2,781.89	\$6,027.43	\$72,329
				9	\$35.6433	\$2,851.47	\$6,178.19	\$74,138
				1	\$33.8621	\$2,708.97	\$5,869.44	\$70,433
				2	\$34.7087	\$2,776.70	\$6,016.19	\$72,194
				3	\$35.5765	\$2,846.12	\$6,166.60	\$73,999
				4	\$36.4659	\$2,917.28	\$6,320.78	\$75,849
				5	\$37.3775	\$2,990.20	\$6,478.77	\$77,745
				6	\$38.3121	\$3,064.97	\$6,640.77	\$79,689

**Inland Empire Utilities Agency**  
**Salary Matrix**  
**Effective October 30, 2022**  
**Adopted October 19, 2022**

**EXHIBIT 1**

<b>Classification Title</b>	<b>Salary Range</b>	<b>Unit</b>	<b>FLSA</b>	<b>Step</b>	<b>Hourly</b>	<b>Biweekly</b>	<b>Monthly</b>	<b>Annually</b>
Wastewater Treatment Plant Operator I	174	OP	Non-exempt	7	\$39.2698	\$3,141.59	\$6,806.78	\$81,681
				8	\$40.2515	\$3,220.12	\$6,976.93	\$83,723
				9	\$41.2577	\$3,300.62	\$7,151.35	\$85,816
Wastewater Treatment Plant Operator II	176	OP	Non-exempt	1	\$37.3294	\$2,986.36	\$6,470.45	\$77,645
				2	\$38.2630	\$3,061.04	\$6,632.26	\$79,587
				3	\$39.2188	\$3,137.51	\$6,797.94	\$81,575
				4	\$40.2000	\$3,216.00	\$6,968.00	\$83,616
				5	\$41.2049	\$3,296.40	\$7,142.20	\$85,706
				6	\$42.2351	\$3,378.81	\$7,320.76	\$87,849
				7	\$43.2909	\$3,463.28	\$7,503.78	\$90,045
				8	\$44.3731	\$3,549.85	\$7,691.35	\$92,296
				9	\$45.4827	\$3,638.62	\$7,883.68	\$94,604
Wastewater Treatment Plant Operator III	178	OP	Non-exempt	1	\$41.1553	\$3,292.43	\$7,133.60	\$85,603
				2	\$42.1842	\$3,374.74	\$7,311.94	\$87,743
				3	\$43.2390	\$3,459.12	\$7,494.76	\$89,937
				4	\$44.3193	\$3,545.55	\$7,682.03	\$92,184
				5	\$45.4279	\$3,634.24	\$7,874.19	\$94,490
				6	\$46.5630	\$3,725.04	\$8,070.92	\$96,851
				7	\$47.7275	\$3,818.20	\$8,272.77	\$99,273
				8	\$48.9207	\$3,913.66	\$8,479.60	\$101,755
				9	\$50.1433	\$4,011.47	\$8,691.52	\$104,298
Wastewater Treatment Plant Operator IV, V	180	OP	Non-exempt	1	\$45.3746	\$3,629.97	\$7,864.94	\$94,379
				2	\$46.5092	\$3,720.74	\$8,061.61	\$96,739
				3	\$47.6722	\$3,813.78	\$8,263.19	\$99,158
				4	\$48.8640	\$3,909.12	\$8,469.76	\$101,637
				5	\$50.0851	\$4,006.81	\$8,681.43	\$104,177
				6	\$51.3375	\$4,107.00	\$8,898.50	\$106,782
				7	\$52.6207	\$4,209.66	\$9,120.93	\$109,451
				8	\$53.9361	\$4,314.89	\$9,348.93	\$112,187
				9	\$55.2847	\$4,422.78	\$9,582.69	\$114,992
Wastewater Treatment Plant Operator-in-Training	171	OP	Non-exempt	1	\$29.2539	\$2,340.32	\$5,070.70	\$60,848
				2	\$29.9851	\$2,398.81	\$5,197.43	\$62,369
				3	\$30.7347	\$2,458.78	\$5,327.36	\$63,928
				4	\$31.5029	\$2,520.24	\$5,460.52	\$65,526
				5	\$32.2914	\$2,583.32	\$5,597.20	\$67,166
				6	\$33.0981	\$2,647.85	\$5,737.01	\$68,844
				7	\$33.9260	\$2,714.08	\$5,880.51	\$70,566
				8	\$34.7736	\$2,781.89	\$6,027.43	\$72,329
				9	\$35.6433	\$2,851.47	\$6,178.19	\$74,138
Water Plant Operator I	174	OP	Non-exempt	1	\$33.8621	\$2,708.97	\$5,869.44	\$70,433
				2	\$34.7087	\$2,776.70	\$6,016.19	\$72,194
				3	\$35.5765	\$2,846.12	\$6,166.60	\$73,999
				4	\$36.4659	\$2,917.28	\$6,320.78	\$75,849
				5	\$37.3775	\$2,990.20	\$6,478.77	\$77,745

**Inland Empire Utilities Agency**  
**Salary Matrix**  
**Effective October 30, 2022**  
**Adopted October 19, 2022**

**EXHIBIT 1**

<b>Classification Title</b>	<b>Salary Range</b>	<b>Unit</b>	<b>FLSA</b>	<b>Step</b>	<b>Hourly</b>	<b>Biweekly</b>	<b>Monthly</b>	<b>Annually</b>
Water Plant Operator I	174	OP	Non-exempt	6	\$38.3121	\$3,064.97	\$6,640.77	\$79,689
				7	\$39.2698	\$3,141.59	\$6,806.78	\$81,681
				8	\$40.2515	\$3,220.12	\$6,976.93	\$83,723
				9	\$41.2577	\$3,300.62	\$7,151.35	\$85,816
Water Plant Operator II	176	OP	Non-exempt	1	\$37.3294	\$2,986.36	\$6,470.45	\$77,645
				2	\$38.2630	\$3,061.04	\$6,632.26	\$79,587
				3	\$39.2188	\$3,137.51	\$6,797.94	\$81,575
				4	\$40.2000	\$3,216.00	\$6,968.00	\$83,616
				5	\$41.2049	\$3,296.40	\$7,142.20	\$85,706
				6	\$42.2351	\$3,378.81	\$7,320.76	\$87,849
				7	\$43.2909	\$3,463.28	\$7,503.78	\$90,045
				8	\$44.3731	\$3,549.85	\$7,691.35	\$92,296
Water Plant Operator III	178	OP	Non-exempt	9	\$45.4827	\$3,638.62	\$7,883.68	\$94,604
				1	\$41.1553	\$3,292.43	\$7,133.60	\$85,603
				2	\$42.1842	\$3,374.74	\$7,311.94	\$87,743
				3	\$43.2390	\$3,459.12	\$7,494.76	\$89,937
				4	\$44.3193	\$3,545.55	\$7,682.03	\$92,184
				5	\$45.4279	\$3,634.24	\$7,874.19	\$94,490
				6	\$46.5630	\$3,725.04	\$8,070.92	\$96,851
				7	\$47.7275	\$3,818.20	\$8,272.77	\$99,273
Water Plant Operator IV, V	180	OP	Non-exempt	8	\$48.9207	\$3,913.66	\$8,479.60	\$101,755
				9	\$50.1433	\$4,011.47	\$8,691.52	\$104,298
				1	\$45.3746	\$3,629.97	\$7,864.94	\$94,379
				2	\$46.5092	\$3,720.74	\$8,061.61	\$96,739
				3	\$47.6722	\$3,813.78	\$8,263.19	\$99,158
				4	\$48.8640	\$3,909.12	\$8,469.76	\$101,637
				5	\$50.0851	\$4,006.81	\$8,681.43	\$104,177
				6	\$51.3375	\$4,107.00	\$8,898.50	\$106,782
Z-Not in Use	165	(blank)	(blank)	7	\$52.6207	\$4,209.66	\$9,120.93	\$109,451
				8	\$53.9361	\$4,314.89	\$9,348.93	\$112,187
				9	\$55.2847	\$4,422.78	\$9,582.69	\$114,992
				1	\$21.8347	\$1,746.78	\$3,784.69	\$45,416
				2	\$22.3803	\$1,790.43	\$3,879.27	\$46,551
				3	\$22.9400	\$1,835.20	\$3,976.27	\$47,715
				4	\$23.5135	\$1,881.08	\$4,075.68	\$48,908
				5	\$24.1015	\$1,928.12	\$4,177.60	\$50,131
Z-Not in Use	167	(blank)	(blank)	6	\$24.7034	\$1,976.28	\$4,281.94	\$51,383
				7	\$25.3217	\$2,025.74	\$4,389.11	\$52,669
				8	\$25.9544	\$2,076.36	\$4,498.78	\$53,985
				9	\$26.6034	\$2,128.28	\$4,611.28	\$55,335
				1	\$24.0707	\$1,925.66	\$4,172.27	\$50,067
				2	\$24.6722	\$1,973.78	\$4,276.53	\$51,318
				3	\$25.2895	\$2,023.16	\$4,383.52	\$52,602
				4	\$25.9212	\$2,073.70	\$4,493.02	\$53,916
Z-Not in Use	167	(blank)	(blank)	5	\$26.5693	\$2,125.55	\$4,605.36	\$55,264
				6	\$27.2332	\$2,178.66	\$4,720.43	\$56,645

## Inland Empire Utilities Agency

EXHIBIT 1

## Salary Matrix

Effective October 30, 2022

Adopted October 19, 2022

Classification Title	Salary Range	Unit	FLSA	Step	Hourly	Biweekly	Monthly	Annually
Z-Not in Use	167	(blank)	(blank)	7	\$27.9145	\$2,233.16	\$4,838.52	\$58,062
				8	\$28.6121	\$2,288.97	\$4,959.44	\$59,513
				9	\$29.3270	\$2,346.16	\$5,083.35	\$61,000
	168	(blank)	(blank)	1	\$25.2722	\$2,021.78	\$4,380.53	\$52,566
				2	\$25.9039	\$2,072.32	\$4,490.03	\$53,880
				3	\$26.5510	\$2,124.08	\$4,602.18	\$55,226
				4	\$27.2145	\$2,177.16	\$4,717.18	\$56,606
				5	\$27.8948	\$2,231.59	\$4,835.12	\$58,021
				6	\$28.5928	\$2,287.43	\$4,956.10	\$59,473
				7	\$29.3073	\$2,344.59	\$5,079.95	\$60,959
				8	\$30.0400	\$2,403.20	\$5,206.94	\$62,483
				9	\$30.7914	\$2,463.32	\$5,337.20	\$64,046
	169	(blank)	(blank)	1	\$26.5337	\$2,122.70	\$4,599.19	\$55,190
				2	\$27.1967	\$2,175.74	\$4,714.11	\$56,569
				3	\$27.8765	\$2,230.12	\$4,831.93	\$57,983
				4	\$28.5741	\$2,285.93	\$4,952.85	\$59,434
				5	\$29.2880	\$2,343.04	\$5,076.59	\$60,919
				6	\$30.0202	\$2,401.62	\$5,203.51	\$62,442
				7	\$30.7707	\$2,461.66	\$5,333.60	\$64,003
				8	\$31.5400	\$2,523.20	\$5,466.94	\$65,603
				9	\$32.3284	\$2,586.28	\$5,603.61	\$67,243
	189	(blank)	(blank)	1	\$70.3832	\$5,630.66	\$12,199.77	\$146,397
				2	\$72.1433	\$5,771.47	\$12,504.86	\$150,058
				3	\$73.9467	\$5,915.74	\$12,817.44	\$153,809
				4	\$75.7957	\$6,063.66	\$13,137.93	\$157,655
				5	\$77.6900	\$6,215.20	\$13,466.27	\$161,595
				6	\$79.6323	\$6,370.59	\$13,802.95	\$165,635
				7	\$81.6226	\$6,529.81	\$14,147.93	\$169,775
				8	\$83.6635	\$6,693.08	\$14,501.68	\$174,020
				9	\$85.7553	\$6,860.43	\$14,864.27	\$178,371
	191	(blank)	(blank)	1	\$77.5962	\$6,207.70	\$13,450.02	\$161,400
				2	\$79.5361	\$6,362.89	\$13,786.27	\$165,435
				3	\$81.5246	\$6,521.97	\$14,130.94	\$169,571
				4	\$83.5621	\$6,684.97	\$14,484.11	\$173,809
				5	\$85.6510	\$6,852.08	\$14,846.18	\$178,154
				6	\$87.7924	\$7,023.40	\$15,217.37	\$182,608
				7	\$89.9871	\$7,198.97	\$15,597.77	\$187,173
				8	\$92.2371	\$7,378.97	\$15,987.77	\$191,853
				9	\$94.5428	\$7,563.43	\$16,387.44	\$196,649
	196	(blank)	(blank)	1	\$99.0366	\$7,922.93	\$17,166.35	\$205,996
				2	\$101.5121	\$8,120.97	\$17,595.44	\$211,145
				3	\$104.0500	\$8,324.00	\$18,035.34	\$216,424
				4	\$106.6515	\$8,532.12	\$18,486.26	\$221,835
				5	\$109.3174	\$8,745.40	\$18,948.37	\$227,380
				6	\$112.0505	\$8,964.04	\$19,422.09	\$233,065
				7	\$114.8525	\$9,188.20	\$19,907.77	\$238,893

## Inland Empire Utilities Agency

EXHIBIT 1

## Salary Matrix

Effective October 30, 2022

Adopted October 19, 2022

Classification Title	Salary Range	Unit	FLSA	Step	Hourly	Biweekly	Monthly	Annually
Z-Not in Use	196	(blank)	(blank)	8	\$117.7231	\$9,417.85	\$20,405.35	\$244,864
				9	\$120.6664	\$9,653.32	\$20,915.53	\$250,986
	198	(blank)	(blank)	1	\$109.1866	\$8,734.93	\$18,925.69	\$227,108
				2	\$111.9164	\$8,953.32	\$19,398.86	\$232,786
				3	\$114.7140	\$9,177.12	\$19,883.76	\$238,605
				4	\$117.5818	\$9,406.55	\$20,380.86	\$244,570
				5	\$120.5212	\$9,641.70	\$20,890.35	\$250,684
				6	\$123.5337	\$9,882.70	\$21,412.52	\$256,950
				7	\$126.6231	\$10,129.85	\$21,948.01	\$263,376
				8	\$129.7880	\$10,383.04	\$22,496.59	\$269,959
				9	\$133.0327	\$10,642.62	\$23,059.01	\$276,708
	200	(blank)	(blank)	1	\$126.1803	\$10,094.43	\$21,871.27	\$262,455
				2	\$129.3351	\$10,346.81	\$22,418.09	\$269,017
				3	\$132.5683	\$10,605.47	\$22,978.52	\$275,742
				4	\$135.8827	\$10,870.62	\$23,553.01	\$282,636
				5	\$139.2794	\$11,142.36	\$24,141.78	\$289,701
				6	\$142.7611	\$11,420.89	\$24,745.27	\$296,943
				7	\$146.3303	\$11,706.43	\$25,363.94	\$304,367
				8	\$149.9890	\$11,999.12	\$25,998.10	\$311,977
				9	\$153.7380	\$12,299.04	\$26,647.92	\$319,775

## Note:

1. Incumbent Procurement Specialist I reclassified to Procurement Specialist II on 7/1/18 shall be exempt.

**ACTION  
ITEM**

**2A**



**Date:** October 19, 2022

**To:** The Honorable Board of Directors

*SD*  
**From:** Shivaji Deshmukh, General Manager

**Committee:**

**Executive Contact:** Christiana Daisy, Deputy General Manager

**Subject:** IEUA-City of Rialto Recycled Water Purchase Agreement Term Sheet

---

**Executive Summary:**

To meet Chino Basin water quality objectives and wastewater permit compliance requirements, IEUA needs to augment its recycled water system when the demands are higher than the available supplies during the months between May and October to provide a constant monthly supply to a proposed advanced water purification facility (AWPF) located at Regional Plant No. 4. The City of Rialto is interested in monetizing its recycled water to achieve ecosystem benefits by removing this flow to reduce adverse impacts to native species and financial security with the sale of their recycled water to IEUA.

The purchase agreement will consolidate the needs of both IEUA and the City. The proposed terms include the design and construction of recycled water facilities by IEUA, the diversion of 3,500 acre-feet per year (AFY) between May and October into IEUA's recycled water system at \$275 per AF for a period of 50 years, and the right of first purchase for any amount above the baseline or the remaining six months at \$400 per AF subject to annual rate adjustments. A 20% supply deposit fee will be imposed during the time between the execution of this agreement and the beginning of recycled water deliveries to IEUA to be applied towards future purchases.

---

**Staff's Recommendation:**

1. Approve the IEUA-City of Rialto Recycled Water Purchase Agreement Term Sheet for acquiring recycled water supplies from the City of Rialto.
2. Authorize the General Manager to execute the agreement, subject to non-substantive changes.

---

**Budget Impact** *Budgeted (Y/N):* N *Amendment (Y/N):* N *Amount for Requested Approval:*

*Account/Project Name:*

The supply deposit fee and the annual recycled water purchase will be funded by the Recycled Water (WC) fund.

*Fiscal Impact (explain if not budgeted):*

If approved, the supply deposit fee for the recycled water from the City of Rialto will reduce the Recycled Water (WC) fund reserve in the amount of \$192,500 for FY 2022/2023.

**Prior Board Action:**

On February 16, 2022, the Board of Directors approved the City of Rialto Water Resources Partnership Principles of Agreement which established the terms of purchasing recycled water supplies from the City of Rialto.

---

**Environmental Determination:**

Not Applicable

---

**Business Goal:**

The IEUA - City of Rialto Recycled Water Purchase Agreement Term Sheet supports IEUA's business goal of Water Reliability, of implementing an integrated water resources management plan providing a reliable and cost-effective water supply and promoting sustainable water use throughout the region.

---

**Attachments:**

Attachment 1 - Presentation

Attachment 2 - Recycled Water Purchase Agreement Term Sheet



# IEUA - City of Rialto Recycled Water Purchase Agreement Term Sheet

Liza Muñoz, PE  
Senior Engineer  
October 19, 2022

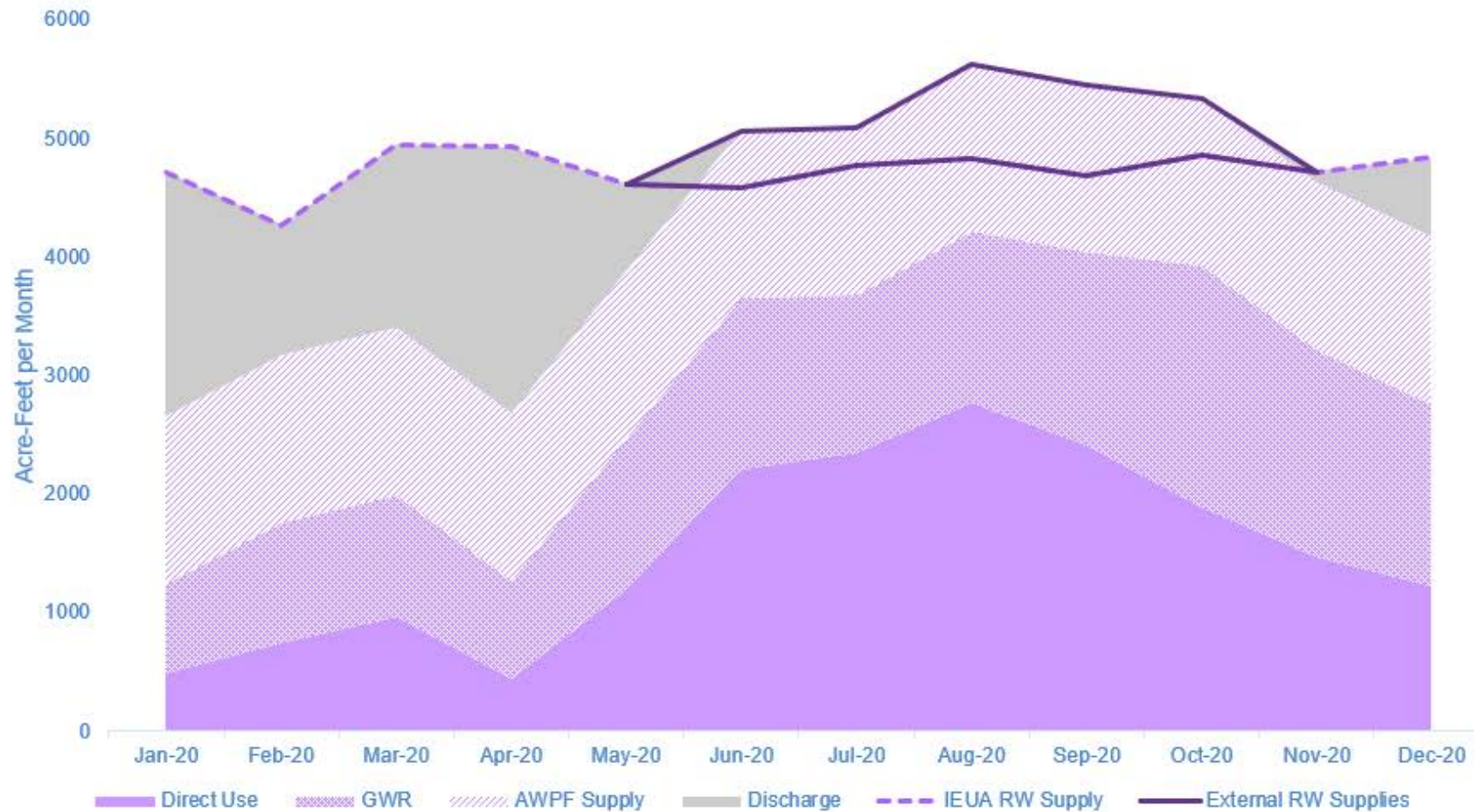


# Background

- The Santa Ana River Multi Species Habitat Conservation Plan (SAR HCP) identified the benefit of removing flows from the City of Rialto wastewater treatment plant during the summer months due to the adverse impact to native species.
- City of Rialto is interested in monetizing its recycled water as an annual revenue source.
- Due to seasonality of recycled water supplies, IEUA needs to augment its recycled water supply during peak demand months between May and October.
- IEUA and City of Rialto initiated water resources partnership discussions in 2019.
- The City of Rialto Water Resources Partnership Principles of Agreement was approved by the Board in February 2022.
- Rialto City Council approved the IEUA – City of Rialto Recycled Water Purchase Agreement last month.



# Recycled Water Supplies vs Demands



External Recycled Water Supplies:  
**6,000 AFY**

IEUA Recycled Water Supply:  
56,800 AFY

AWPf:  
17,000 AFY

Discharge:  
11,800 AFY

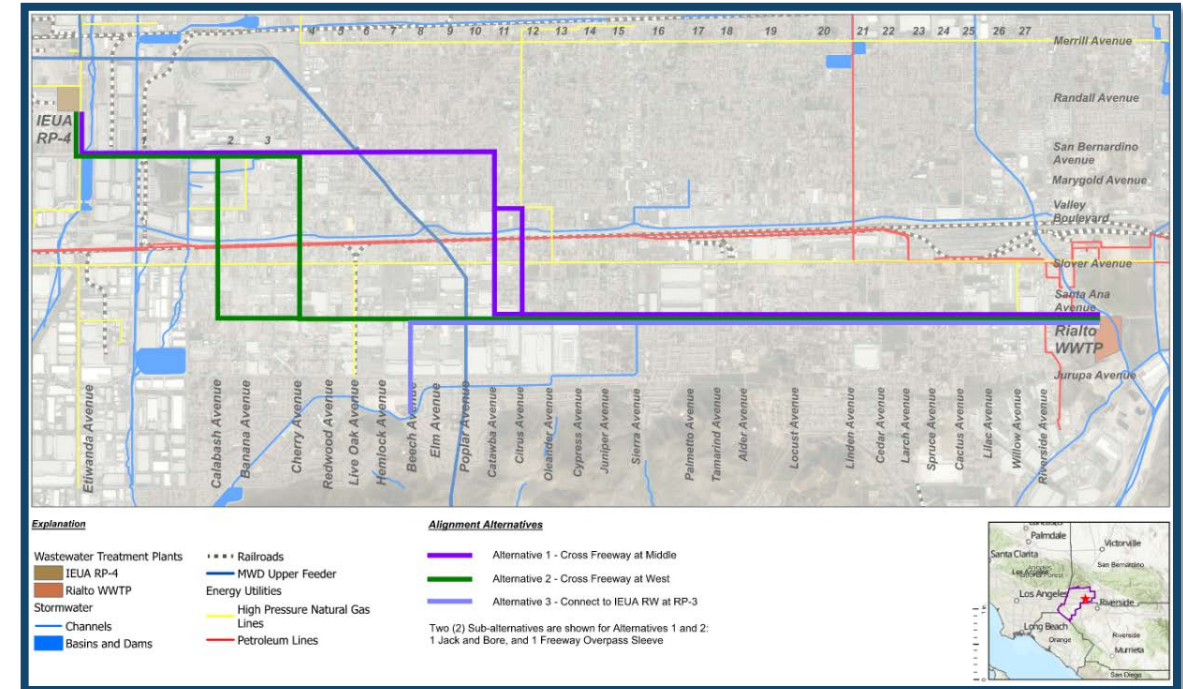
Groundwater Recharge:  
16,000 AFY

Direct Use:  
18,000 AFY



# Agreement Terms

- IEUA to design, construct, and operate recycled water facilities with 7,000-acre-foot capacity (i.e., 24" pipeline, pump station, telemetry, interconnection).
- IEUA to have exclusive rights to divert 3,500 acre-feet of Rialto's recycled water into IEUA system between May and October annually.
- The purchase rate of \$275 per acre-feet is established for a period of 50 years.
- IEUA and its partnering agencies have right of first purchase for the remaining six months or future expanded flows at \$400 per acre-feet.
- The rates are subject to annual rate adjustment of 2% or the CPI index, whichever is higher.
- A 20% supply deposit fee will be imposed after execution of this agreement and cease when recycled water deliveries begin. The deposit will be applied to future recycled water purchases.



# Recommendation

1. Approve the IEUA - City of Rialto Recycled Water Purchase Agreement Term Sheet for acquiring recycled water supplies from the City of Rialto, and;
2. Authorize the General Manager to execute the agreement, subject to non-substantive changes.

*The IEUA-City of Rialto Recycled Water Purchase Agreement Term Sheet supports IEUA's business goal of Water Reliability by implementing an integrated water resources management plan that provides the region with reliable and cost-effective water supply and promotes sustainable water use.*

Terms and Conditions for the Sale of Recycled Water  
from the City of Rialto to the Inland Empire Utilities Agency

September 20, 2022

I. Background

- a. Inland Empire Utilities Agency (IEUA) intends to fund the design and construction of an Advanced Water Purification Facility (AWPF) and groundwater injection facilities to beneficially use recycled water to meet water quality objectives in the Chino Basin and provide water supply augmentation benefits associated with its Chino Basin Program (CBP).
- b. Inland Empire Utilities Agency is interested in securing local supplies of tertiary treated recycled water from Rialto and others, along with its own recycled water supplies, for treatment at its AWPF located at the RP-4 treatment plant. IEUA may also choose to use recycled water from Rialto at IEUA's RP-3 spreading basins or in its 1158 Pressure Zone, in-lieu of sending it to RP-4.
- c. The City of Rialto, as agent for the Rialto Utility Authority (hereinafter "Rialto") currently has approximately 6.2 MGD of recycled water produced at its wastewater treatment plant that is discharged to the Santa Ana River. As the City of Rialto grows, it anticipates receiving additional flows up to its maximum treatment plant capacity of 11.7 MGD. Rialto desires to sell a portion of its recycled water to the Inland Empire Utilities Agency.
- d. This agreement provides terms and conditions for the sale and procurement of recycled water and related infrastructure and operations and is entered into between the Rialto and the IEUA, collectively referred to herein as the "parties".

II. Proposed Terms

- a. Recycled Water Purchase Amount and Compensation – Base Supply
  - i. IEUA shall purchase from Rialto 3,500 acre-feet of tertiary treated recycled water at a constant flow rate of 6.2 MGD over a six-month period from May 1 through October 31 of each year ("Base Supply").
  - ii. The purchase of Base Supply shall be on a take-or-pay basis, whereby IEUA shall pay Rialto for all Base Supply offered regardless if IEUA takes delivery of the recycled water. Exceptions to IEUA's take-or-pay obligation include either the following circumstances:
    1. Rialto is unable to meet the 3,500 acre-feet flow obligation required for the operation of IEUA's recycled water AWPF; OR.
    2. Rialto is unable to meet recycled water quality requirements as described in Section II.(f)(iv), below.

For each day in which either of these circumstances occur, an amount of 19.0 acre-feet shall be deducted from the Base Supply amount to determine IEUA's payment obligation.
  - iii. The initial purchase price for the Base Supply shall be \$275/acre-foot. The purchase price for the Base Supply shall be adjusted annually commencing one year after the effective date of this agreement by an amount of 2% (two percent), or the year over year percentage increase



in the CPI-U All Urban Consumers Riverside-San Bernardino-Ontario Index published by the United States Bureau of Labor Statistics (CPI), whichever is greater.

- iv. In the circumstances of a Force Majeure Event, as defined in Section II.(i)(i), that renders Rialto unable to provide the Base Supply or any material portion thereof, Rialto's obligation shall be excused (or excused as to that material portion) for the duration of the Force Majeure Event, provided however that Rialto shall not sell or otherwise convey any portion of the Base Supply to any other water purveyor during such period.

b. Recycled Water Purchase Amount and Compensation – Optional Supply

- i. IEUA shall have the option and right of first refusal to purchase from Rialto an additional supply of up to 3,500 acre-feet of tertiary treated recycled water available during the six-month period from November 1 to April 1 of each year, or any amount of tertiary treated recycled water supply over 7,000 acre-feet on an annual basis ("Optional Supply").
- ii. The initial purchase price for the Optional Supply shall be \$400/acre-foot. The purchase price for the Optional Supply shall be adjusted annually commencing one year after the effective date of this agreement by an amount of 2% (two percent), or the year over year percentage increase in the CPI or based on the percentage increase of the Metropolitan Water District of Southern California Full Service Untreated Rate, whichever is greater. The purchase of the Optional Supply shall be at the sole discretion of IEUA.
- iii. Should Rialto offer IEUA the Optional Supply, and IEUA elects not to purchase, Rialto may offer the Optional Supply to other third-party buyers. If such an offer to a third-party buyer is made, IEUA will have a first right of refusal to purchase the recycled water included in the offer at the identical price and terms under which Rialto is offering the recycled water to the third-party buyer. Under no circumstances shall the sale of Optional Supply adversely affect IEUA's Option and Right of First Refusal in subsequent years.
- iv. If Rialto determines it has additional recycled water to sell above the Base Supply and Optional Supply amounts, IEUA would have a right of first refusal to purchase the water under the same pricing and terms as the Optional Supply.
- v. In the circumstances of a Force Majeure Event, as defined in Section II.(i)(i), that renders Rialto unable to make available the Optional Supply or any material portion of thereof, Rialto's obligation shall be excused (or excused as to that material portion) for the duration of the Force Majeure Event, provided however that Rialto shall not sell or otherwise convey any portion of the Option Supply to any other water purveyor during such period.

c. Additional Compensation Terms

- i. All payments for Base Supply and Optional Supply purchases shall be made by IEUA to Rialto on a quarterly basis. Base Supply payments shall be on a take-or-pay basis, as described in Section II(a). Optional supply payments shall be based upon metered flow deliveries of recycled water to IEUA.

- ii. It is understood the Base Supply purchase price of \$275/acre-foot and Optional Supply purchase price of \$400/acre-foot are discounted in recognition of IEUA's capital investment for conveyance improvements needed to deliver water to IEUA'S RP-4 facility. IEUA and Rialto acknowledge that conveyance and point of delivery alternatives are being evaluated that may materially reduce construction, permitting, or operations and maintenance costs for recycled water conveyance to IEUA. Should a mutually agreeable alternative that provides material cost savings relative to the currently proposed RP-4 delivery infrastructure be identified and implemented, IEUA and Rialto shall negotiate in good faith an increase in price for the Base Supply and Optional Supply or other consideration that reflects a shared benefit of the conveyance cost savings.
- iii. IEUA will provide Rialto an amount of up to \$1,000,000 (one million dollars) for the construction of one groundwater well adjacent to the Santa Ana River, or the construction of a gravity pipeline from the bottom of the future Lake Rialto sufficient to satisfy Rialto's obligation for discharge into the Santa Ana River ("HCP supply project"). The selection of the HCP supply project shall be at the sole discretion of Rialto. Upon the completion of the HCP supply project, Rialto shall present a full cost accounting to IEUA for review and approval to determine the final amount of compensation.
- iv. Upon the effective date of this agreement until the commencement of delivery of recycled water from Rialto to IEUA, a Supply Deposit fee shall be paid by IEUA to Rialto. The Supply Deposit fee shall be in recognition of the time that may elapse between the effective date of this agreement and the commencement of recycled water deliveries from Rialto to IEUA. Payment of the Supply Deposit fee is not conditioned upon Rialto's prior satisfaction of its obligation to obtain water diversion permits under Section II.(e)(vii). Rialto may enter into one-time or short-term recycled water sales or other conveyances to third parties during the period it is receiving the Supply Deposit provided no such sale or conveyance will prevent or materially impair Rialto's ability to provide the Base Supply to IEUA upon the date IEUA begins to take recycled water under the agreement. The fee payment made by IEUA to Rialto shall be based upon the Base Supply purchase price of \$275/acre-foot, escalated annually in accordance with Section II.(a)(iii), multiplied by twenty percent (20%) of the Base Supply amount, or 700 acre-feet. Payments shall be made to Rialto on a quarterly basis and escalated annually on the anniversary of the effective date of this agreement.
  - 1. Upon the commencement of delivery of recycled water from Rialto to IEUA, the Supply Deposit payment shall cease and IEUA shall pay Rialto the full amount for deliveries pursuant Section II.(a), less a 20% credit for the Supply Deposit. IEUA's quarterly payments to Rialto shall be reduced by 20% until the total Supply Deposit amount previously paid by IEUA to Rialto is fully credited.
  - 2. Should IEUA's AWPf not be constructed or if the agreement is terminated in accordance with Section II.(h)(i), Supply Deposit payments made to Rialto shall not be refundable to IEUA. The exception to this provision would be a Force Majeure as provided in Section II.(i)(i). Under such circumstances, IEUA would be eligible to be

refunded 50% of Supply Deposit payments received by Rialto subject to a repayment plan mutually agreed-to by the parties.

d. Facilities and Ownership

- i. The proposed facilities to be constructed and operated by IEUA generally consist of an approximately 550 HP pump station and associated site piping and appurtenances located at the Rialto Wastewater Treatment Plant (RWWTP) in Rialto (hereinafter referred to as "Pump Station") and eleven (11) miles of 24-inch conveyance piping through the cities of Rialto, Fontana, and Rancho Cucamonga to convey the tertiary recycled water from RWWTP to the IEUA's RP4 wastewater treatment facility (hereinafter referred to as "Conveyance").
- ii. IEUA will have full ownership of the Pump Station and Conveyance facilities.
- iii. The Pump Station will be cited within the property of the RWWTP at a location mutually agreed to by the parties, with the Point of Connection (POC) established at the current RWWTP tertiary effluent discharge.

e. Design, Permitting and Construction

- i. IEUA shall be responsible for design, permitting and construction of the Pump Station and Conveyance facilities and all associated costs shall be the responsibility of IEUA.
- ii. The Pump Station shall be designed and constructed to engineering standards determined by IEUA and shall not materially interfere with the operations of the RWWTP.
- iii. IEUA shall prepare and submit to Rialto a preliminary engineering report, final design plans and specifications and bid documents for the Pump Station for review and approval. Rialto shall review these submittals and provide timely comments to IEUA for incorporation, as appropriate, into final documents.
- iv. Upon approval of the preliminary engineering report, Rialto shall convey to IEUA the following at no cost:
  1. Such agreements (inclusive of leases, licenses or easements as Rialto shall determine are most appropriate) for the Pump Station site and for the portion of the Conveyance within the RWWTP, including full ingress and egress rights for long-term operation and maintenance during the term of the agreement.
  2. A temporary construction easement and materials storage area to be utilized by IEUA during construction.

In addition, Rialto shall provide IEUA the following:

1. A sub-metered electrical connection point suitable to provide power to the Pump Station.
2. A secured connection to the operating telemetry of the RWWTP.

Costs for electrical service sub-metering and telemetry connection hardware and software shall be the responsibility of IEUA.

- v. Upon execution of the construction contract, IEUA shall be responsible for the management of the contractor and inspection of all facilities under construction. IEUA shall coordinate with Rialto during the construction of the Pump Station, on-site Conveyance piping and interconnection with RWWTP facilities. IEUA shall include Rialto's designated representatives in contractor coordination meetings, as requested. Rialto may also provide separate construction inspection at its expense.
  - vi. IEUA shall coordinate with Rialto to ensure the construction contractor carries appropriate forms of insurance and implements safety program measures and other provisions to adequately protect Rialto against any and all claims associated with the construction of the Pump Station not caused by Rialto's negligence.
  - vii. Prior to the commencement of construction, Rialto shall secure any needed water diversion permits from the State Water Resources Control Board (SWRCB) for the delivery of recycled water to IEUA. Any recycled water flow requirements imposed by the SWRCB for compliance with the Upper Santa Ana River HCP shall be the responsibility of Rialto.
  - viii. It is understood that construction of facilities will occur in Rialto rights-of-way, streets, easements and on Rialto fee owned properties. Rialto will cooperate with IEUA to ensure other future Rialto construction projects will not interfere with IEUA's construction schedule. This includes Rialto Street paving projects, and potential paving moratoriums.
- f. Operations and Water Quality
- i. IEUA shall be responsible for all operations and maintenance of the Pump Station and Conveyance facilities, including conducting routine operations, maintenance, and repairs of IEUA owned facilities on the RWWTP site and remote operations through telemetry systems. IEUA operations staff shall routinely coordinate and communicate with RWWTP staff on Pump Station operations.
  - ii. All costs associated with operations and maintenance of the Pump Station and Conveyance facilities shall be the sole responsibility of IEUA.
  - iii. All flows of recycled water delivered to IEUA shall be treated to tertiary standards and compliant with all NPDES discharge permit requirements in effect for the RWWTP. RWWTP staff shall immediately inform IEUA of any process upsets or other conditions at the RWWTP resulting in, or that may result in, recycled water quality that is not compliant with RWWTP NPDES discharge permit requirements ("non-compliant water"). Upon such notification, IEUA may discontinue taking flows into the Pump Station and shall have no obligation to purchase non-compliant water.
  - iv. The parties acknowledge that failure of Rialto to promptly notify IEUA of non-compliant water may result in damage to or permit violation for IEUA's recycled water facilities. Under such circumstances, Rialto's liability would be limited to fines imposed upon IEUA directly related to the non-compliant water and the reasonable cost incurred by IEUA of such additional water treatment mandated by a governmental entity of competent jurisdiction, but not exceeding payments already received by Rialto from IEUA.

- v. IEUA, with the concurrence of Rialto, may elect to contract with Rialto or its RWWTP operator to provide certain operations and maintenance services. Such services would be the subject of a separate agreement.
- g. Use of Facilities for Delivery to Third Parties
  - i. The parties acknowledge that the Pump Station and Conveyance facilities may, by mutual agreement, provide existing excess capacity or be upsized in the future to provide additional capacity to distribute and sell additional recycled supplies beyond those needed and purchased by IEUA to third-parties. Any such arrangement to use or expand capacity would be subject to a separate agreement among the parties and would set forth terms including but not limited to the equitable allocation of Pump Station and Conveyance infrastructure expansion costs; use of infrastructure constructed by, owned, and operated by IEUA; and the sharing of water sales revenue resulting from third-party sales.
- h. Term and Termination
  - i. The term of the proposed agreement is fifty (50) years commencing with an effective date of (date) and ending date of (date). The parties may terminate the agreement at any time by mutual written consent.
  - ii. Should IEUA not commission the AWPf and commence taking full deliveries of recycled water from Rialto within ten (10) years of the effective date of this agreement, Rialto may terminate the agreement at its sole discretion without further obligation. Under such circumstances, Supply Deposit payments made to Rialto by IEUA up to the date of termination shall not be refundable.
  - iii. Upon termination of the agreement, IEUA shall be responsible for the removal of all above ground facilities associated with the Pump Station and shall restore the site to its original condition. All below ground facilities shall remain in place and become the property of Rialto.
  - iv. At its sole discretion, Rialto may elect not to have IEUA remove the Pump Station or restore the site. Under such circumstance, The Pump Station, on-site Conveyance piping and appurtenant facilities shall become the property of Rialto and IEUA shall have no further obligations.
- i. Force Majeure Event.
  - i. For the purposes of the agreement a Force Majeure Event shall be defined as an event beyond the control of the effected party that prevents full or materially significant implementation of that party's obligation, including acts of God, war, hostilities, invasion, rebellion, embargos, strikes, slow-downs and labor lockouts (other than those directly related to a party), pandemics, and acts or threats of terrorism.

This Term Sheet contains the details for the water resources partnership of the Parties and there are no other promises or conditions in any other agreement oral or written.

NOW, THEREFORE, as evidenced by the signatures that follow, IEUA and Rialto mutually agree to the Term Sheet as of the date(s) shown below:

**INLAND EMPIRE UTILITIES AGENCY:**

Approved By:

\_\_\_\_\_  
Shivaji Deshmukh, P.E.                      Date  
General Manager

Approved as to Legal Form:

\_\_\_\_\_  
Jean Cihigoyenette                      Date  
Legal Counsel

**CITY OF RIALTO:**

Approved By:

\_\_\_\_\_  
Marcus Fuller                      Date  
City Manager

Attested By:

\_\_\_\_\_  
Barbara McGee                      Date  
City Clerk

Reviewed as to Legal Form:

\_\_\_\_\_  
Eric Vail                      Date  
City Attorney

**INFORMATION  
ITEM**

**3A**





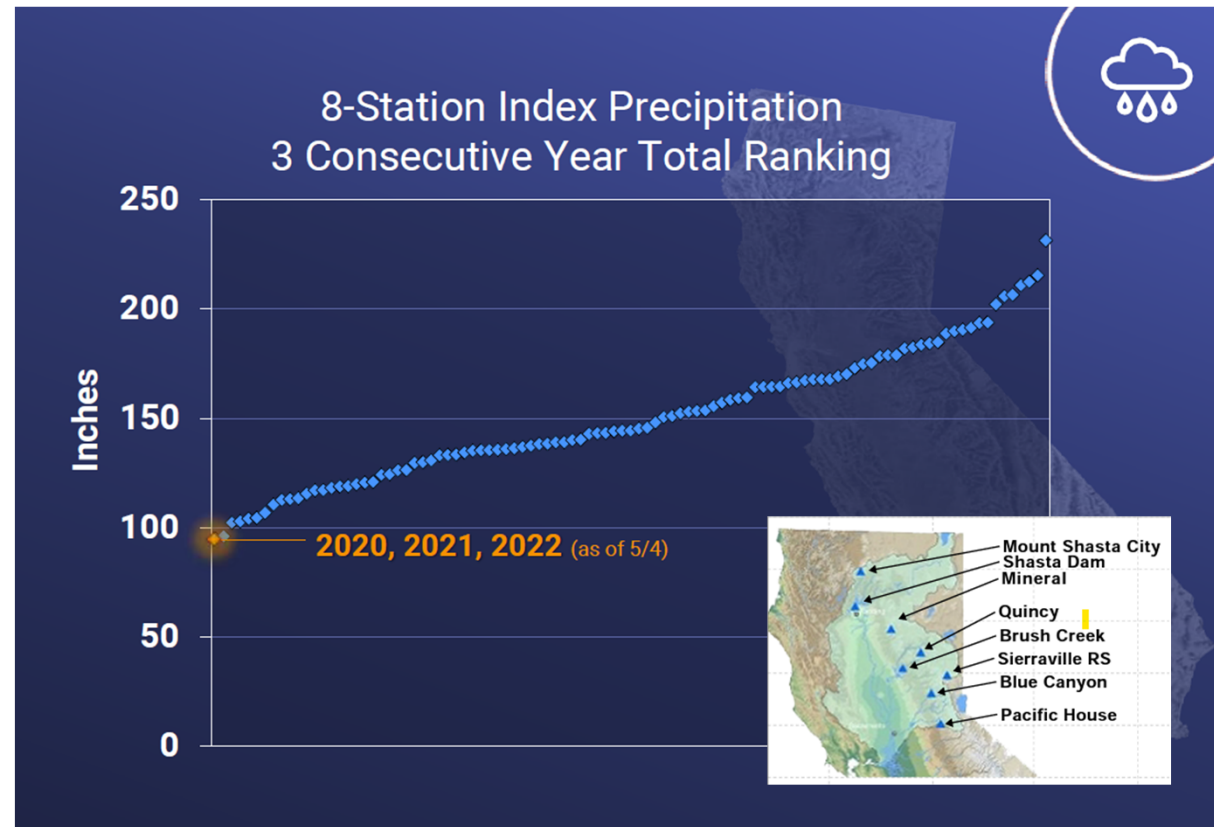
# Update on State Water Project Dependent Areas

Michael Hurley  
Director of Planning & Resources  
October 2022

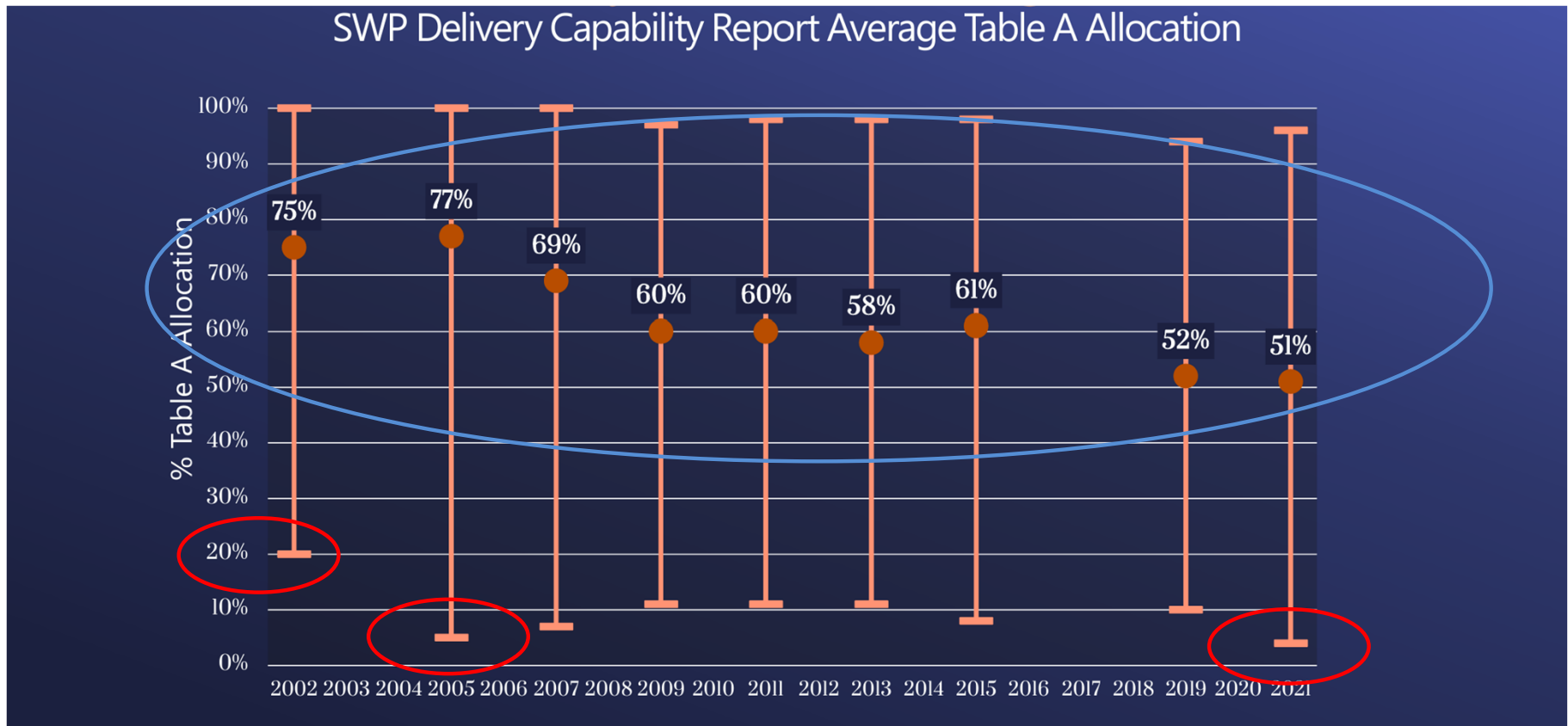


# Historic Drought Conditions are Resulting in Record Low SWP Deliveries

- “8 Station Index” is primary monitoring system for northern Sierra precipitation
- Water Years 2020-2022 are the three driest consecutive years on record
- Resulted in 3 Lowest Consecutive SWP Allocations (15%, 5%, 5%)
- This is 40% below projected worst 3-year allocation period



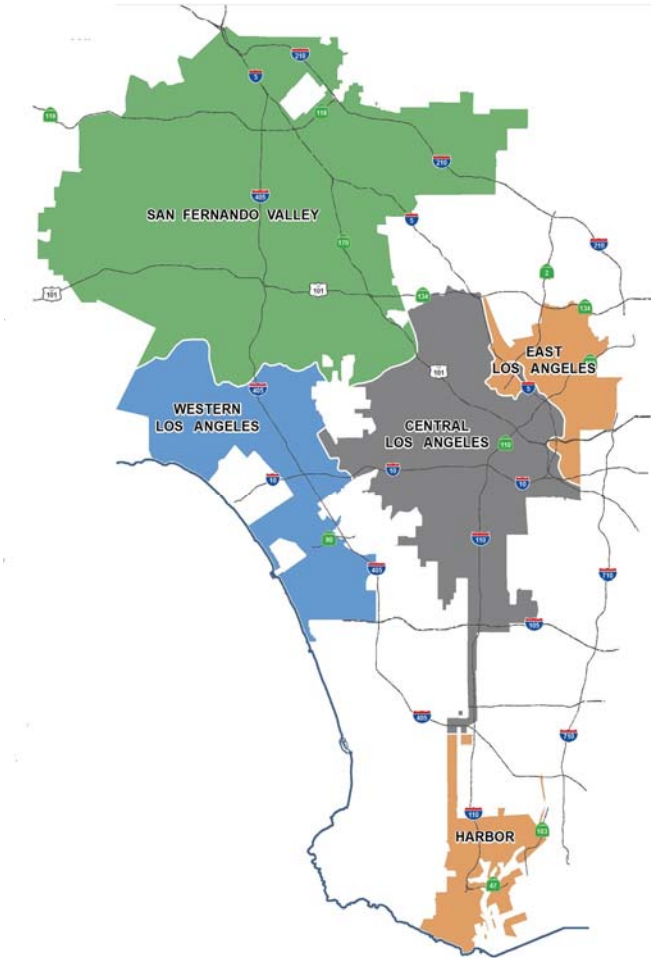
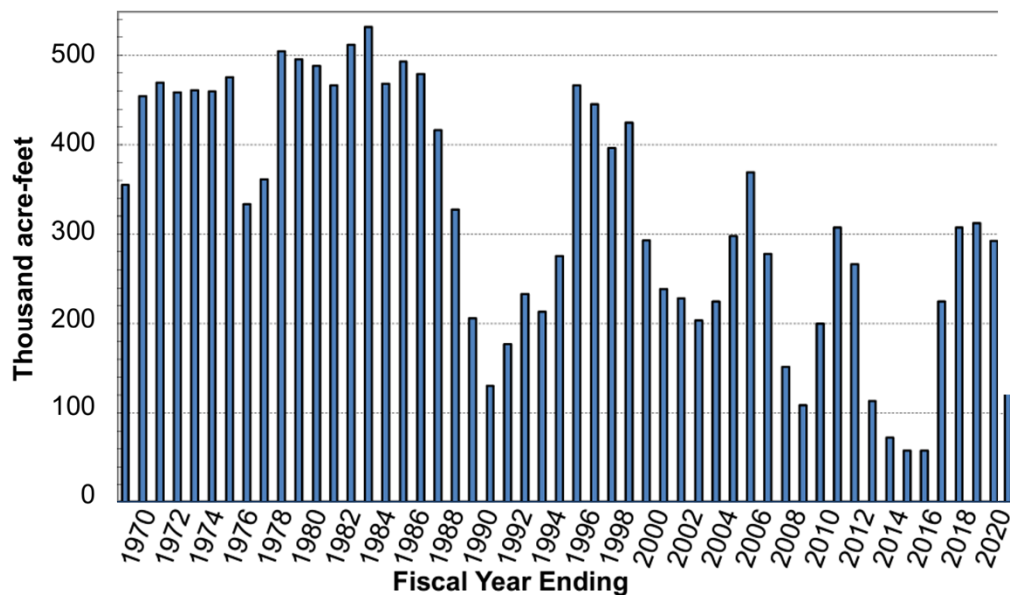
# Increasing Regulations Have Steadily Reduced SWP Reliability, Expected to Continue



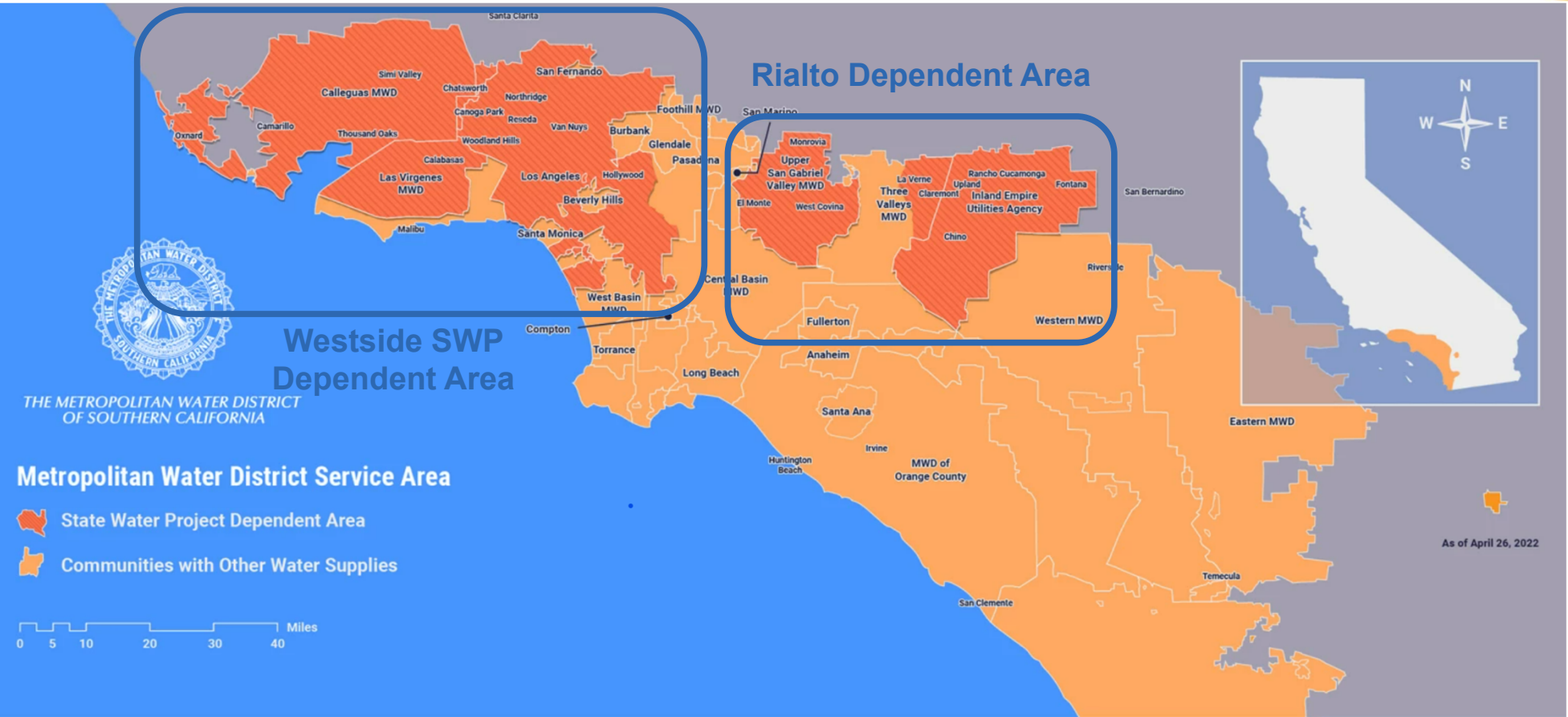
# Increasing Demands for SWP Supplies Has Heightened the Challenge

- LADWP has become more dependent on SWP supplies as its Owens Valley supplies have become less reliable

## *Historical Los Angeles Aqueduct Deliveries*



# Water Shortage Emergency Declared in April Because of Limited SWP Supplies



# MWD System is Highly Integrated, but Current Drought Has Revealed Limitations

## Extraordinary Drought Actions Shifting Operations to Maximize Reliability





## MWD Held a Series of Workshop Resulting in the August “Call to Action”

### Problem Statement

Due to limited infrastructure, Metropolitan cannot provide the SWP-dependent agencies equitable access to water supply and storage assets during severe droughts.

- Provide equivalent water supply reliability to all agencies through an interconnected and robust system of supplies, storage, and programs
- Reconfigure and expand existing portfolio and infrastructure to provide sufficient access to the integrated system and programs to achieve equivalent reliability for all member agencies
- Eliminate disparate water supply reliability through a One Water approach

### Action needed in four main areas

- Upgrade infrastructure to ensure equitable access to supply and storage assets
- Increase long-term water savings through water use efficiency and removal of non-functional turf
- Advance development of local supplies
- Align imported supply planning and actions for the full potential impacts of climate change

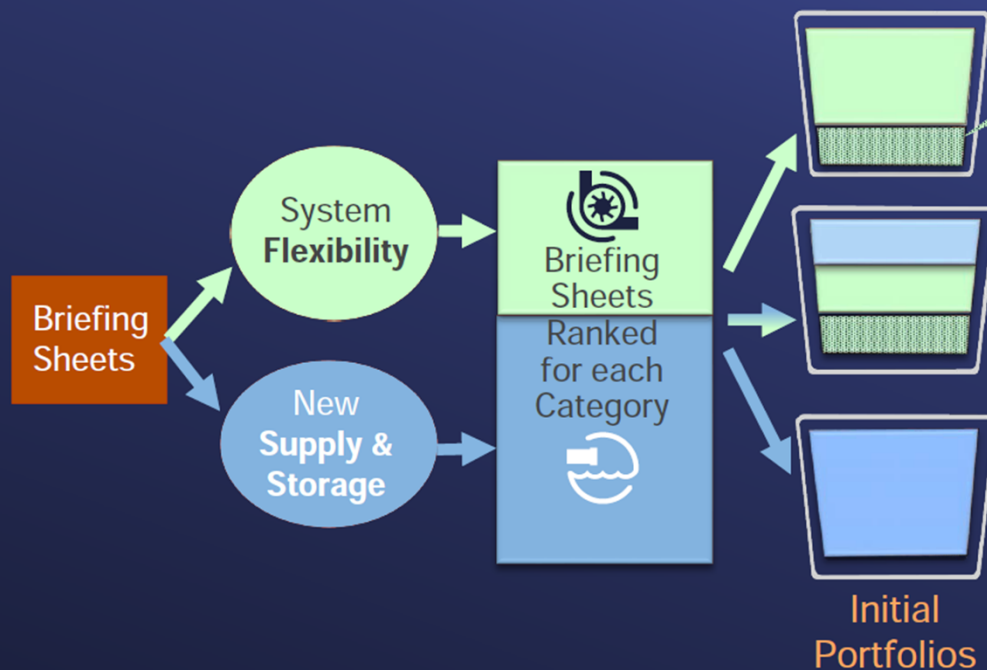
- Drive a decision to a portfolio of projects and programs to address the problem
- Bring the portfolio and implementation plans forward for Board approval in February 2023
- Reprioritize to expedite critical work
- Utilize alternative project delivery methods
- Provide quarterly updates

# MWD Has Identified Both Near and Long-term Actions for Further Analysis



# Process Resulted in Selection of 5 Portfolios for Further Analysis

## Portfolio Creation Process



Sept 2022 Board

### Proposed Initial Portfolios

- Near-term
  - System-flexibility portfolio
  - Mixed portfolio
- Long-term
  - System-flexibility portfolio
  - Supply/storage portfolio
  - Mixed portfolio

Long-Term Actions  
Incorporation into  
IDP One Water

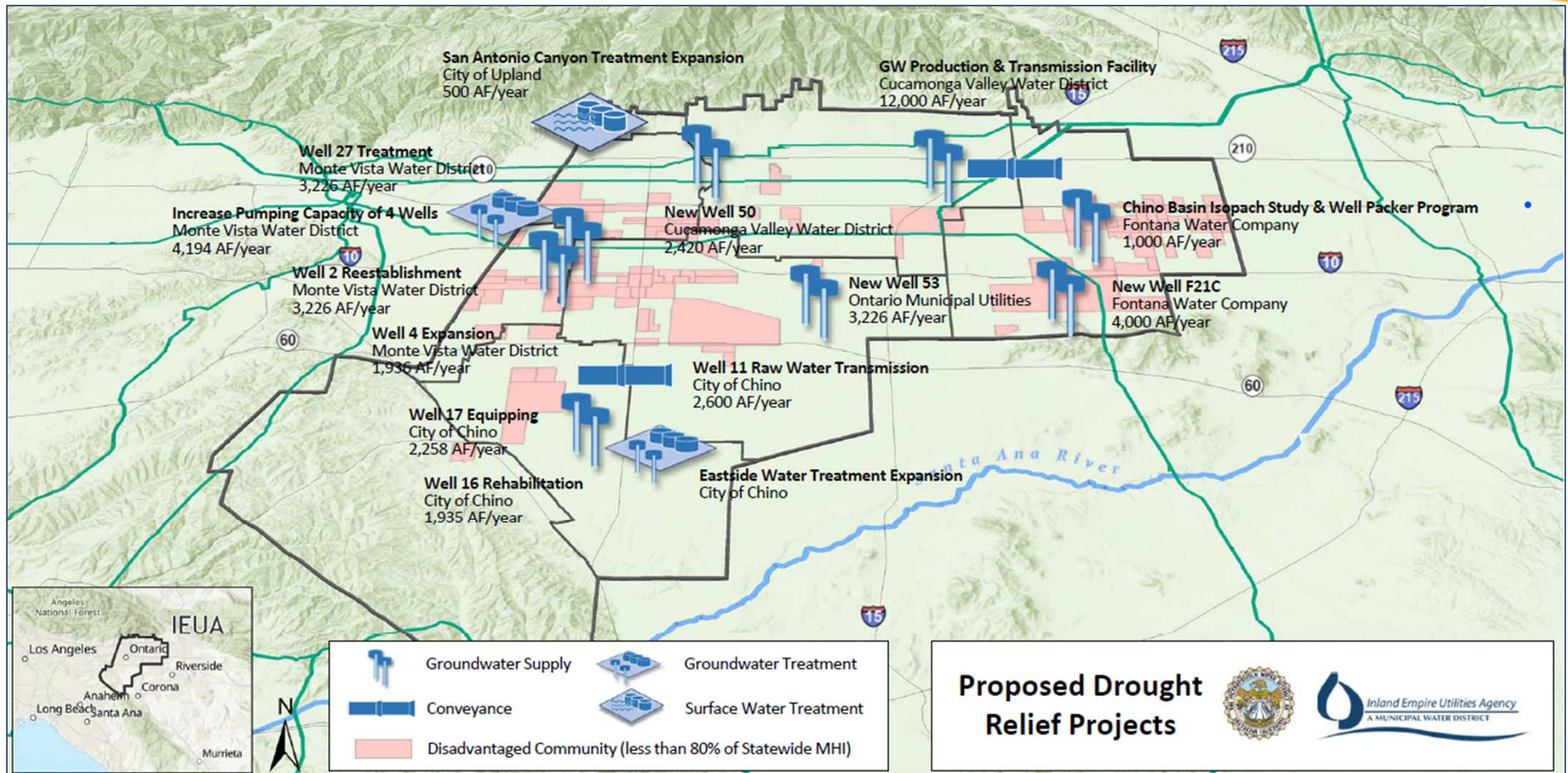


Near-Term Actions  
Expeditious  
Implementation



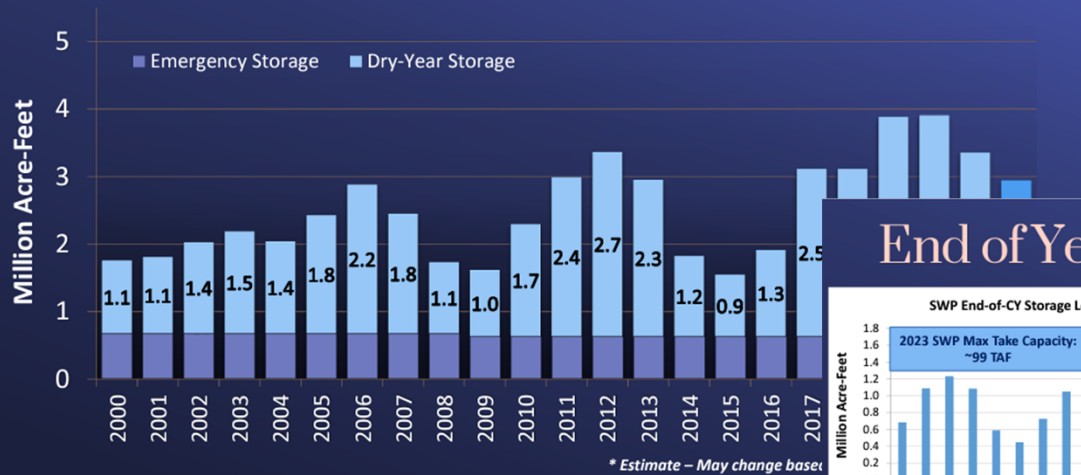


# IEUA Submitted 12 Local Projects for Consideration

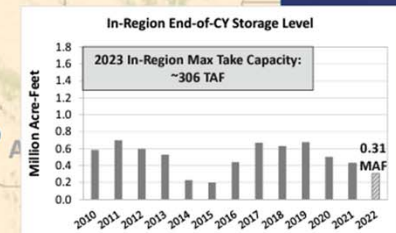
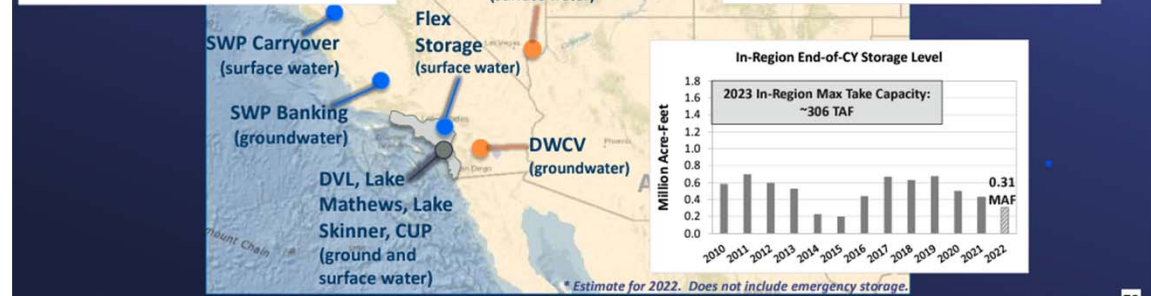
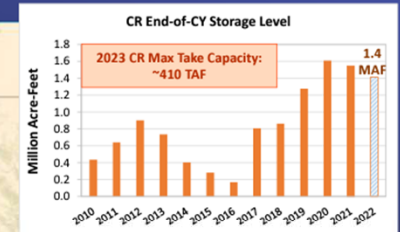
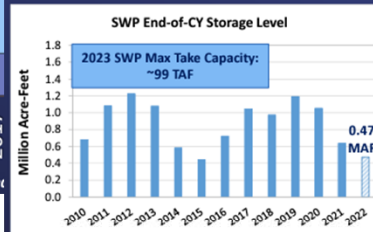


# Storage Levels Are Healthy, Distribution of Supplies is Challenge

## 2022 Storage Projected to be 2.2 MAF End of Year Balances

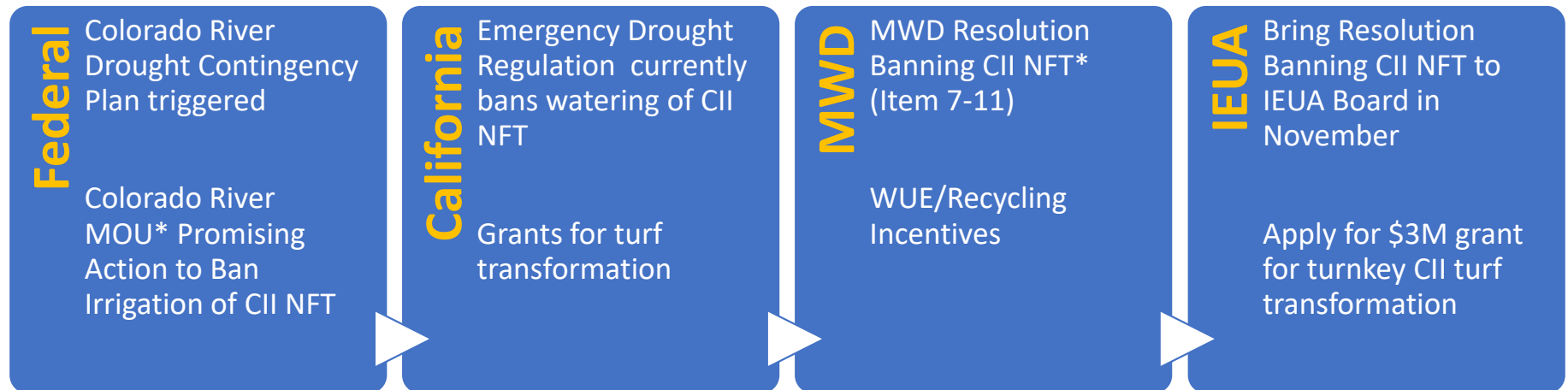


## End of Year Storage by Region



\* Estimate for 2022. Does not include emergency storage.

## Conservation Action: Prohibit Irrigation of Non-Functional Turf (NFT) in Commercial, Industrial Institutional (CII) Sector



\* MWD (and IEUA) can “strongly recommend” that all Member Agencies and local jurisdictions within Metropolitan’s service area amend their regulatory codes and ordinances, as appropriate, to implement these principles in a manner consistent with each jurisdiction’s legal authority

**INFORMATION  
ITEM**

**3B**

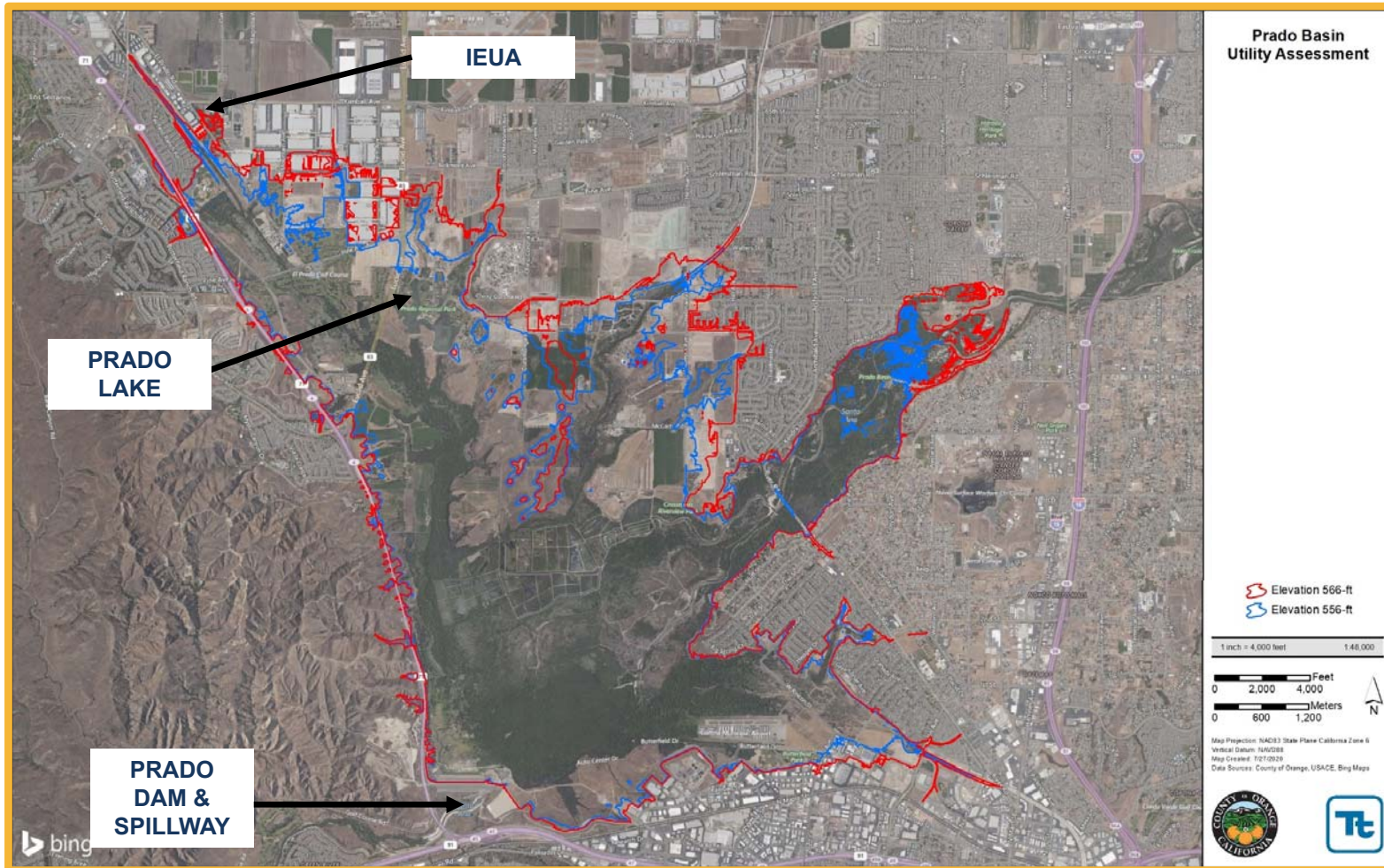


# Prado Dam Raising: Impacts to Chino Basin

Julianne Frabizio, PE  
Project Manager  
September 2022



# Project Location



# Prado Dam Key Points

## Principal Regulating Structure on the Santa Ana River

—Controls 2,255 sq-mi of the 2,450 sq-mi Santa Ana River Watershed

—Prado Basin comprised of 11,500 acres:

- 4,100 acres of riparian habitat
- 4,823 acres of recreational uses
- 2,400 acres owned by OCWD
- 9,100 acres owned by ACOE

—Purpose:

- Flood Risk Management
- Water Conservation
- Recreational Use
- Environmental Stewardship

—Flood Protection:

- 100 to 190-years inundation intervals

—Master Plan Developed in 1976:

- Modifications to document in various stages up to 2016



Prado Dam Reservoir



Prado Dam Outlet



# Prado Dam History

## Project Timeline:

- April 1941: Prado Dam & Reservoir Constructed
- June 2008: Phase I - Modifications to Prado Dam completed
  - Main embankment raised 28.4-ft
  - New outlet works and outlet channel
  - Raised spillway 20-ft

## Prado Dam Modifications - 2008



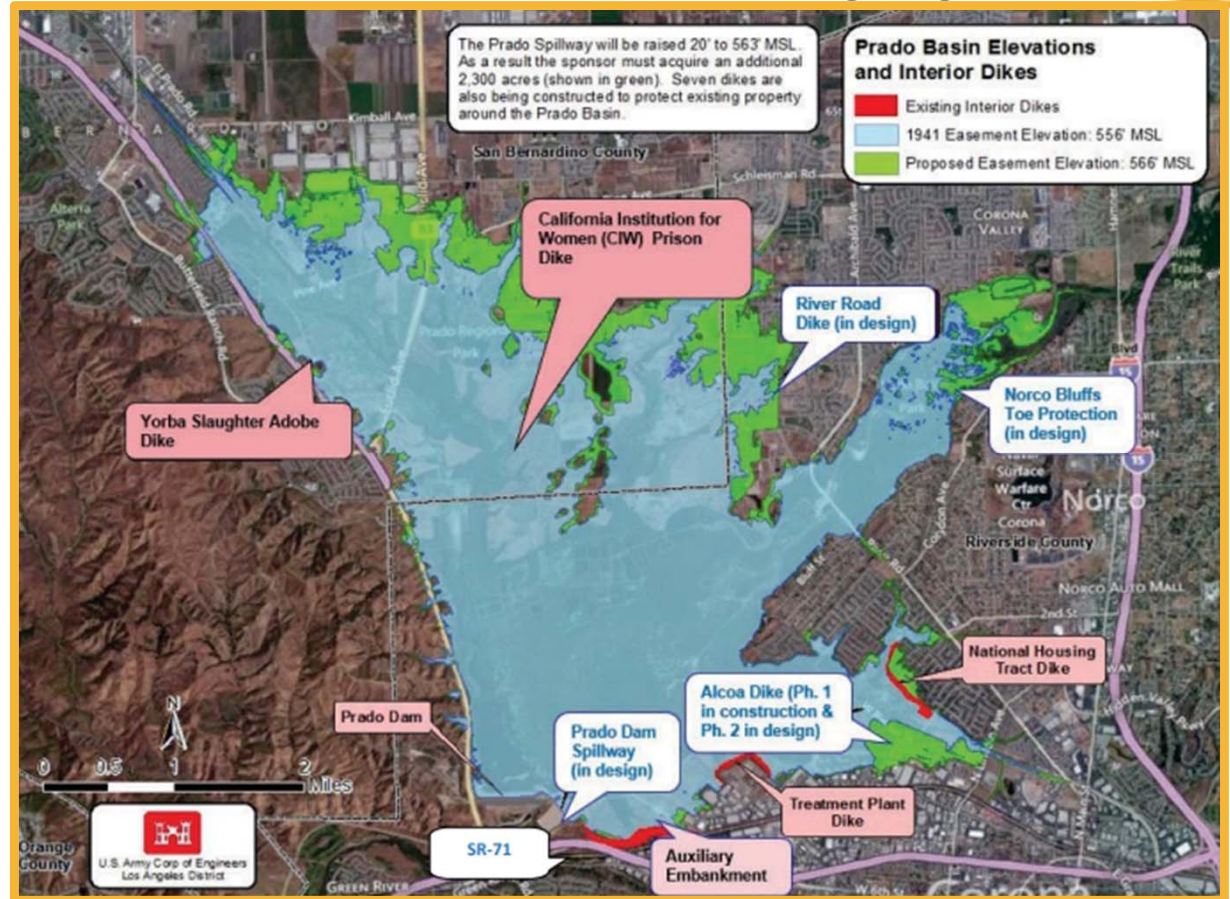


# Prado Dam History Continued

## Phase II Modifications - Ongoing

### Project Timeline Continued:

- 1994 to present: Phase II - Various Modifications to Prado Basin underway
  - 9 protective dikes
  - Floodwalls
  - Levee and bank protection
- 2022: Phase III – Modifications Pending Award of Construction Contract
  - Raise the spillway crest to 566-ft

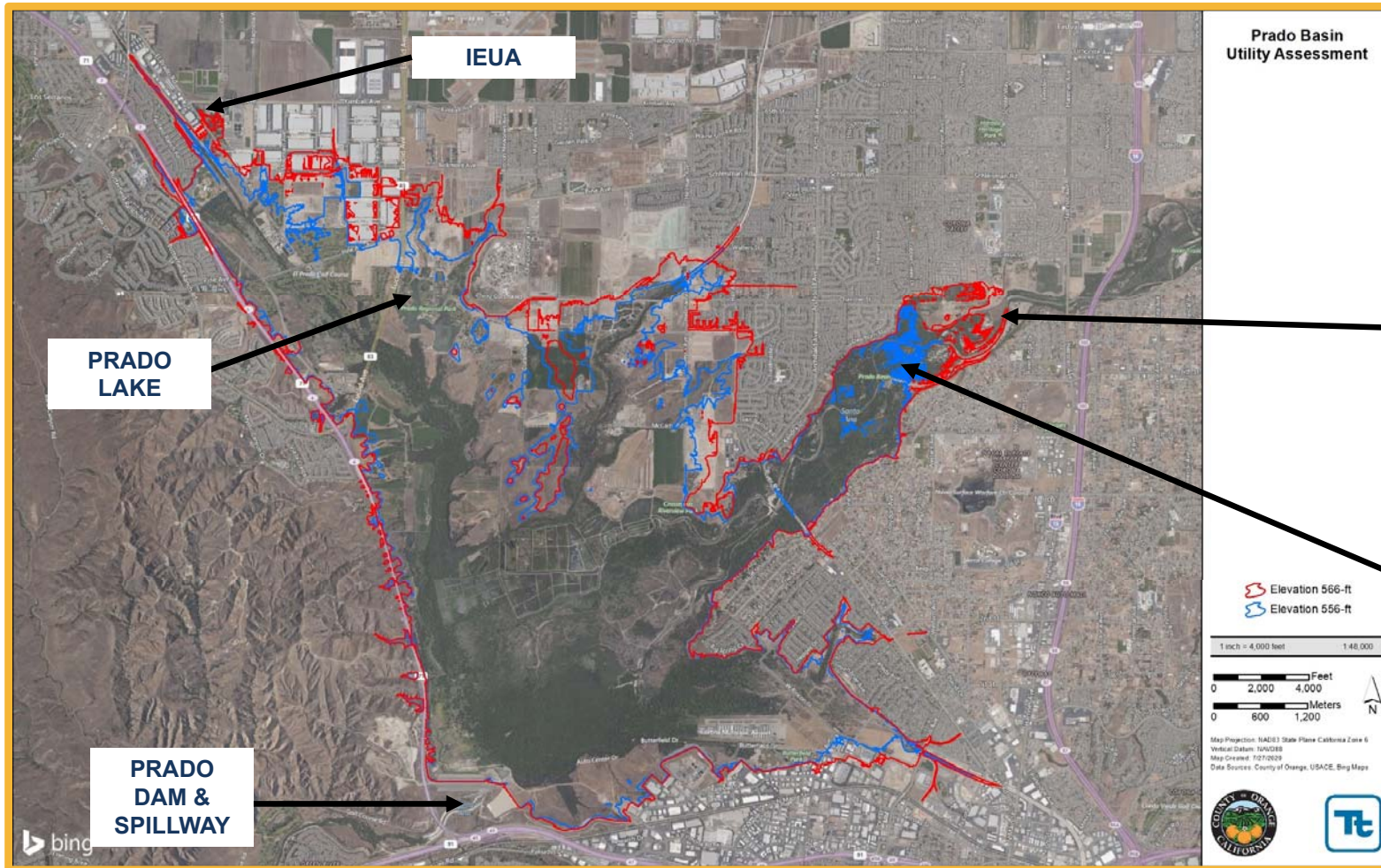


## Prado Dam Modifications – Pending 2022



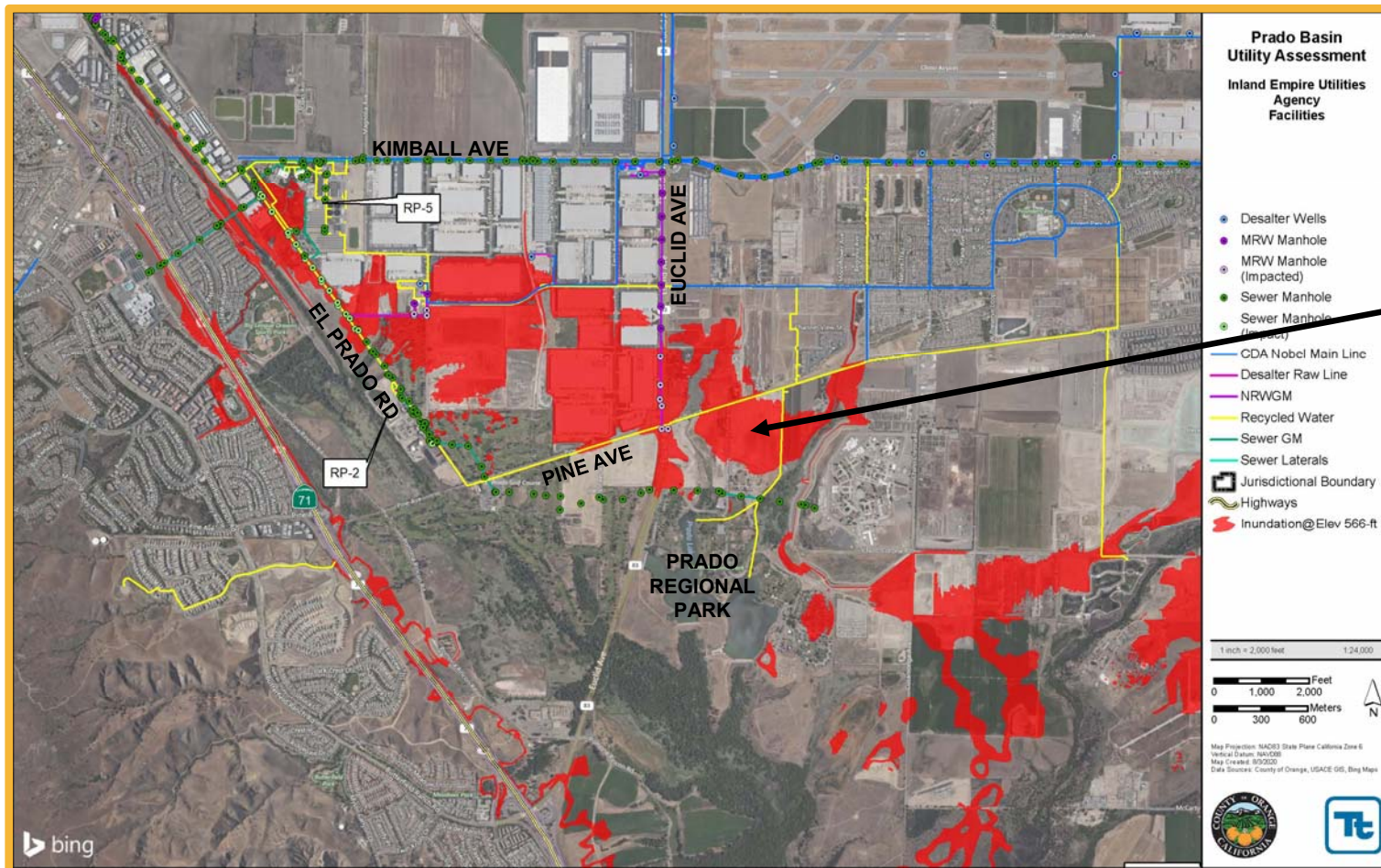


# Phase III Improvements – Impacts to Prado Basin, IEUA Assets & Facilities





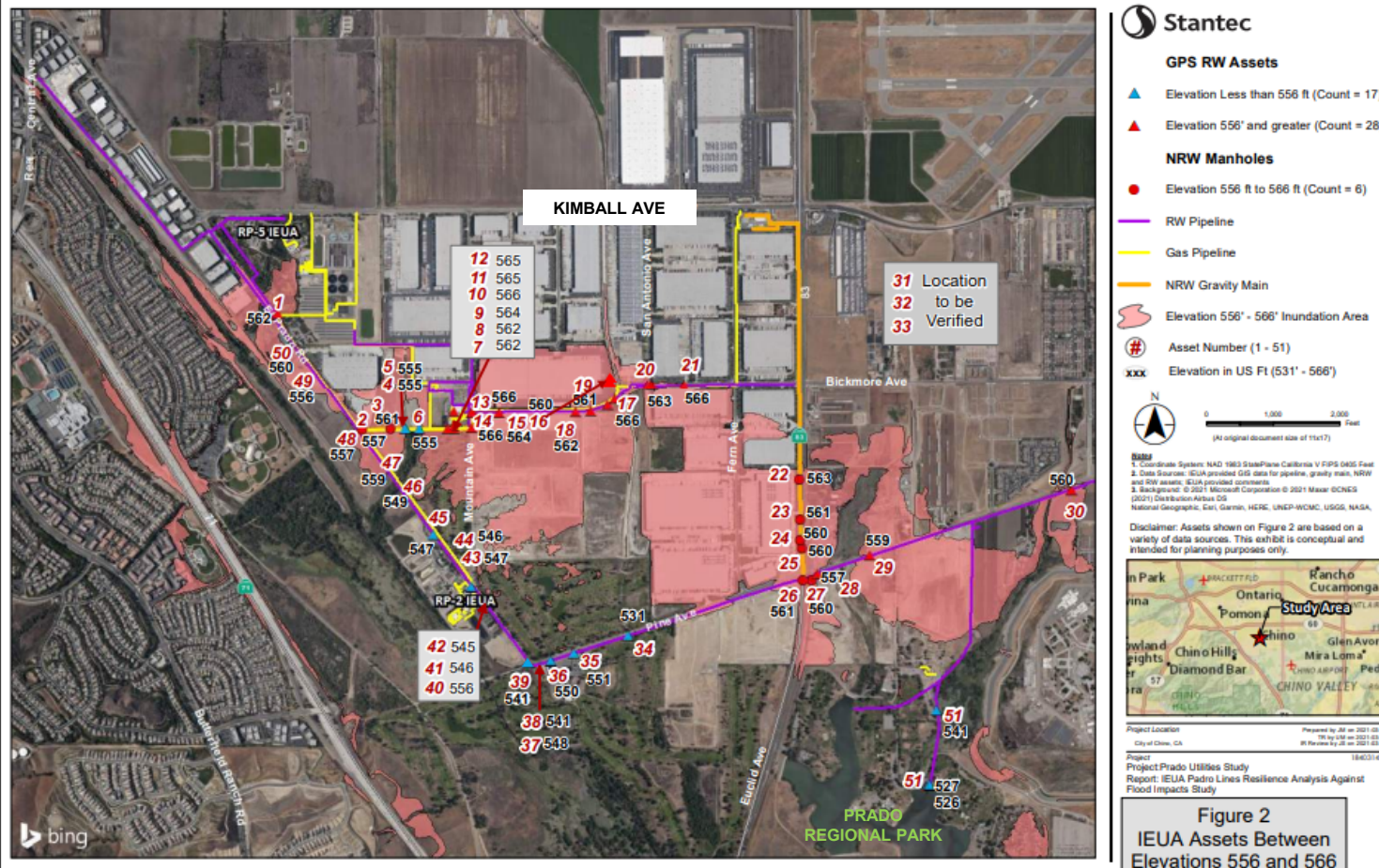
# Phase III Improvements - Increased Inundation Area



Increased Flooded Area



# Locations of Flood Concern



## Assets (Phase 1):

Assets 1 through 51

## Facilities (Phase 2):

Located on ACOE Property:

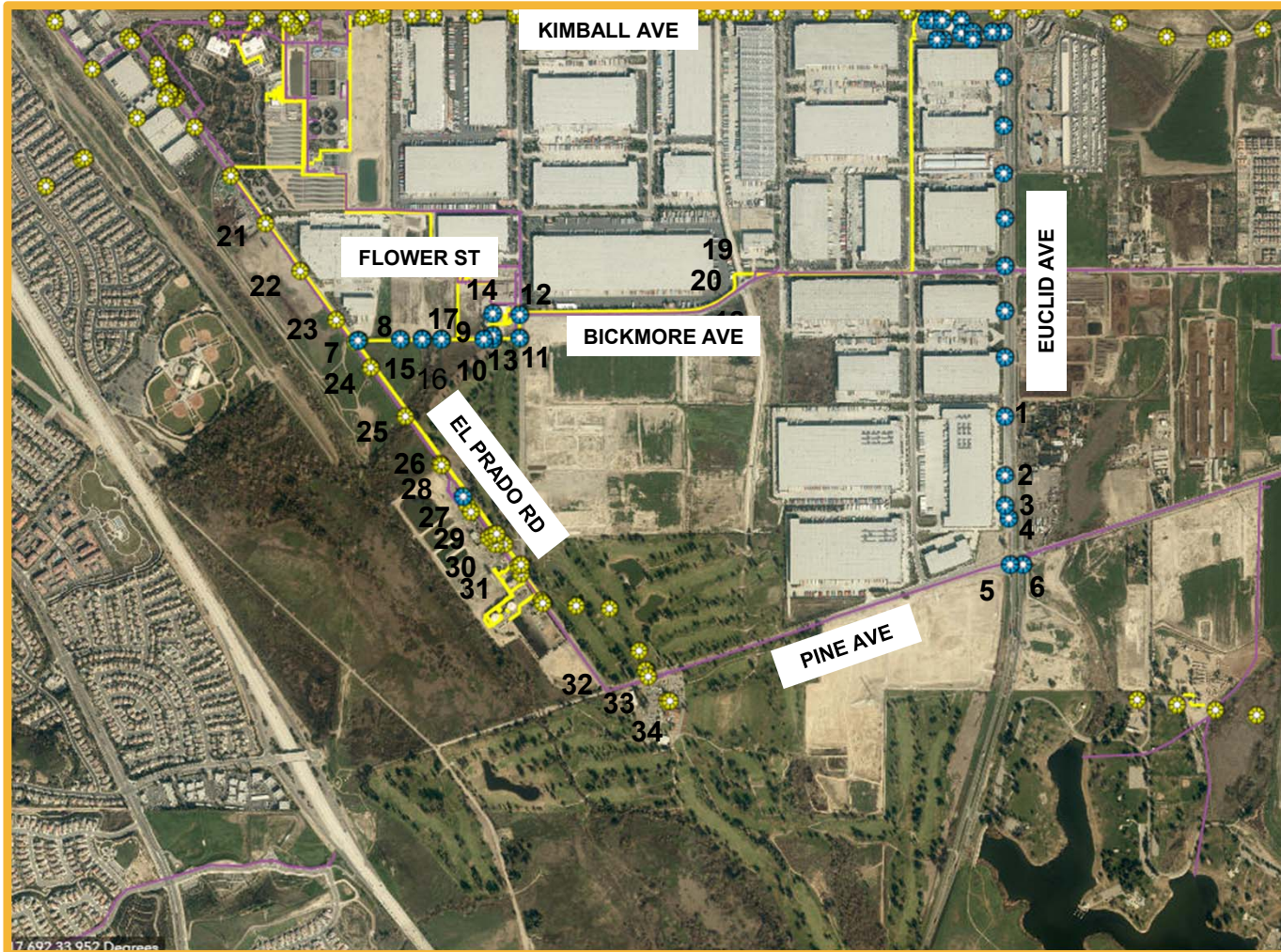
- Prado Dechlorination Facility
- City of Chino Preserve Lift Station
- RP-2: expected to be de-commissioned prior to spillway completion

## Roads: (Phase TBD)

- El Prado Road
- Pine Avenue
- Euclid Ave
- Bickmore Ave



## Agency Action: Phase I – Asset Retrofit



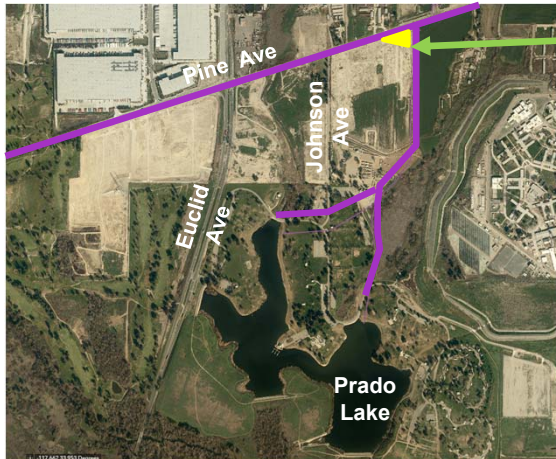
### Asset Retrofits:

- NRW Manholes - 15
- RW Manholes - 14
- Sewer Manholes - 5

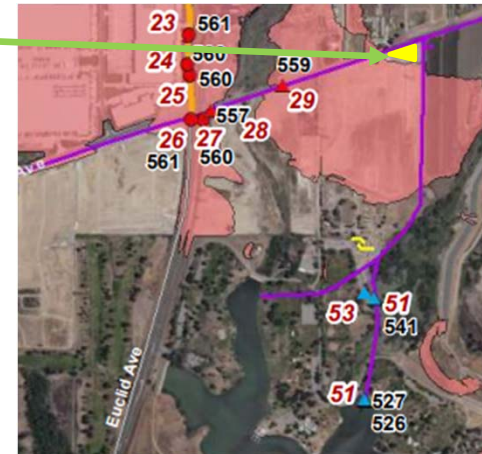
# Agency Action - Phase II: Prado Dechlorination Facility Assessment

## Options:

1. Protect-in-Place
  - a. Current Agreement expires 10/21/2024
2. Facility relocation to near-by property outside of flood zone
  - a. Requires property purchase or lease from OCPW



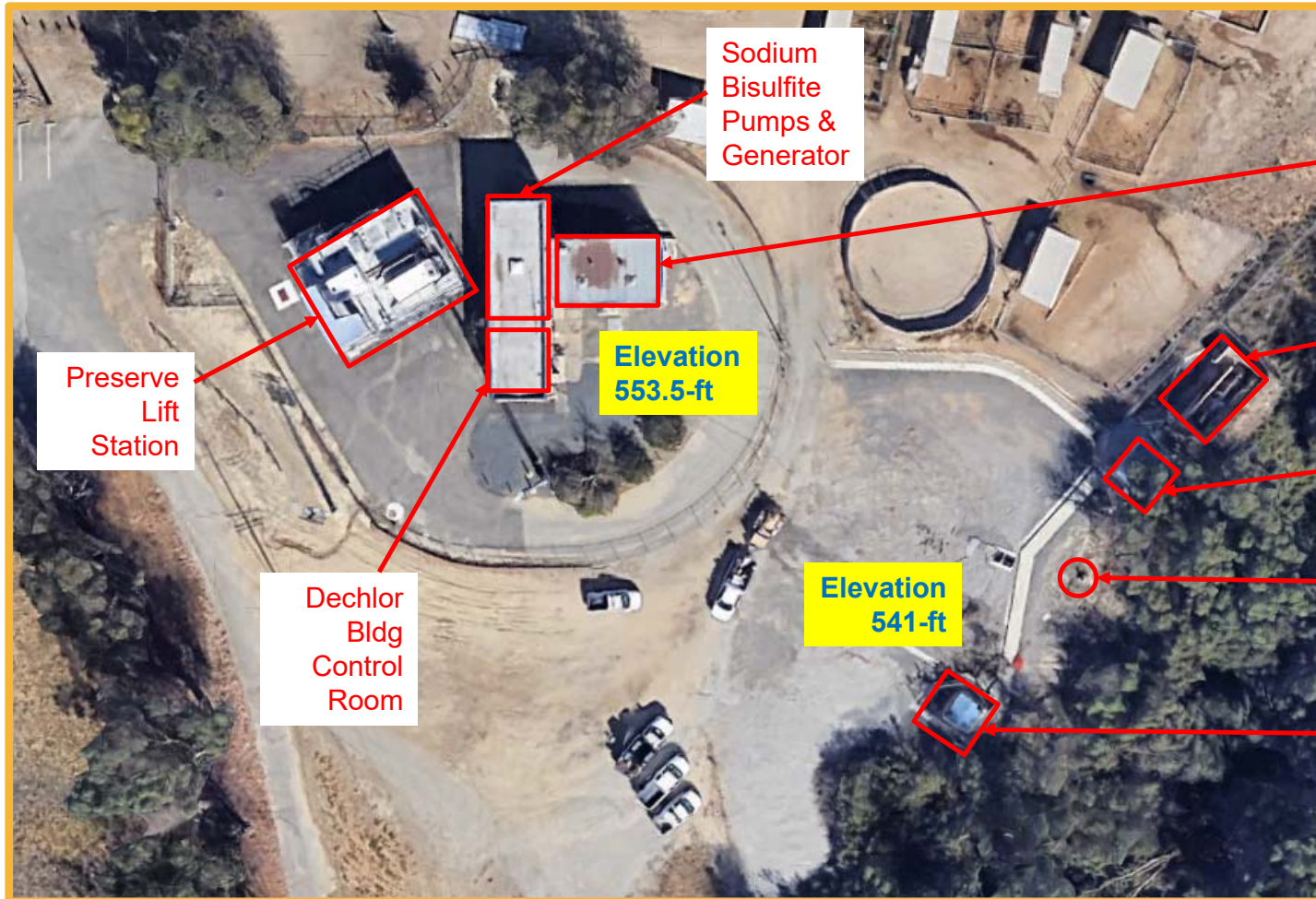
Potential  
relocation area  
(OCPW property)



3. Remove facility
  - a. Judgement discharge requirement to be met with increased flow release at RP-5, Carbon Canyon, and RP-1



## Phase II: Prado Dechlorination Station



Preserve  
Lift  
Station

Sodium  
Bisulfite  
Pumps &  
Generator

Elevation  
553.5-ft

Dechlor  
Bldg  
Control  
Room

Elevation  
541-ft

Sodium  
Bisulfite  
Tanks

Flow Control  
Valve and  
Piping

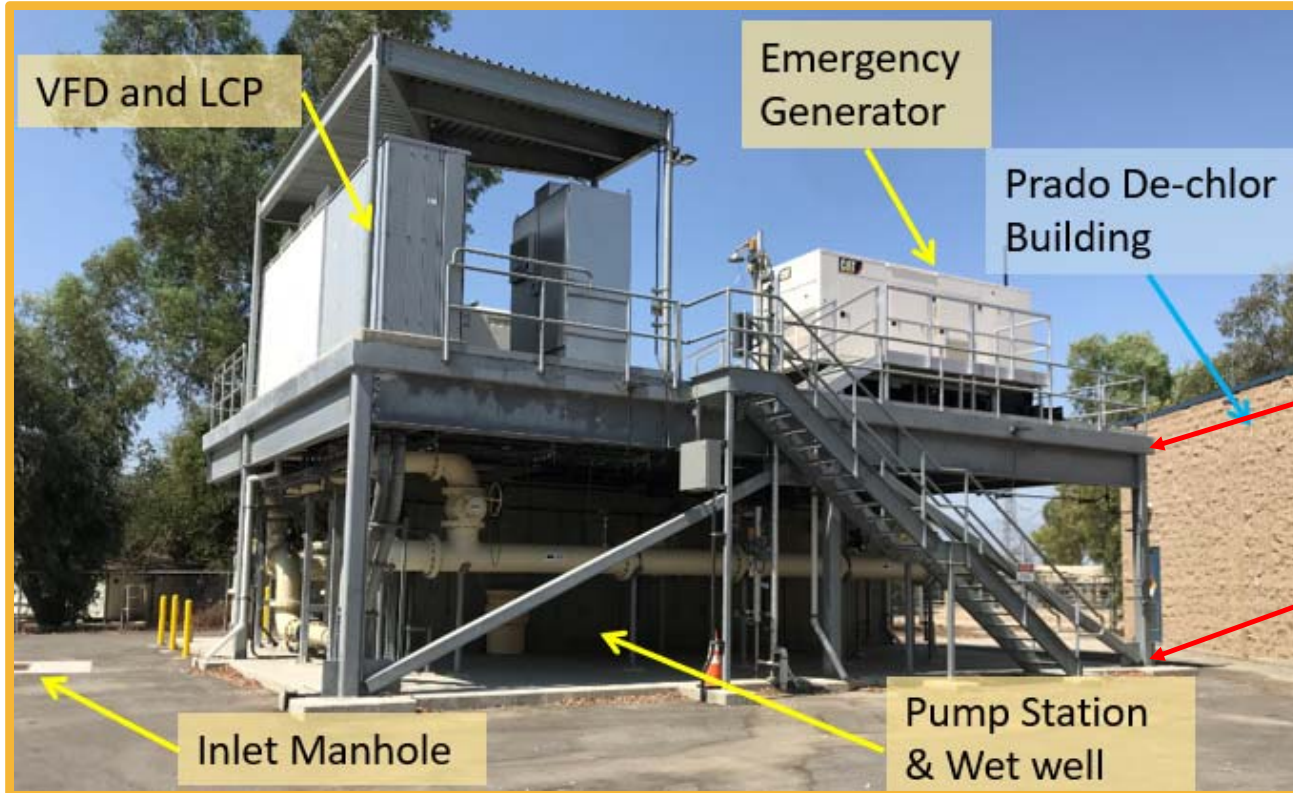
Residual Chlorine  
Analyzer Shack

Manhole  
CIW-0005

De-Chlor Analyzer and  
Effluent Monitoring  
Shack; Sample Line



# City of Chino Preserve Lift Station



Platform Elevation: 566.50-ft

Platform Foundation: 553.50-ft

Wet Well Invert Elevation:  
512.98-ft

# Questions?

**INFORMATION  
ITEM**

**3C**



# Level 1 Emergency 8-inch Primary Sludge Leak

Sandra Salazar, P.E.

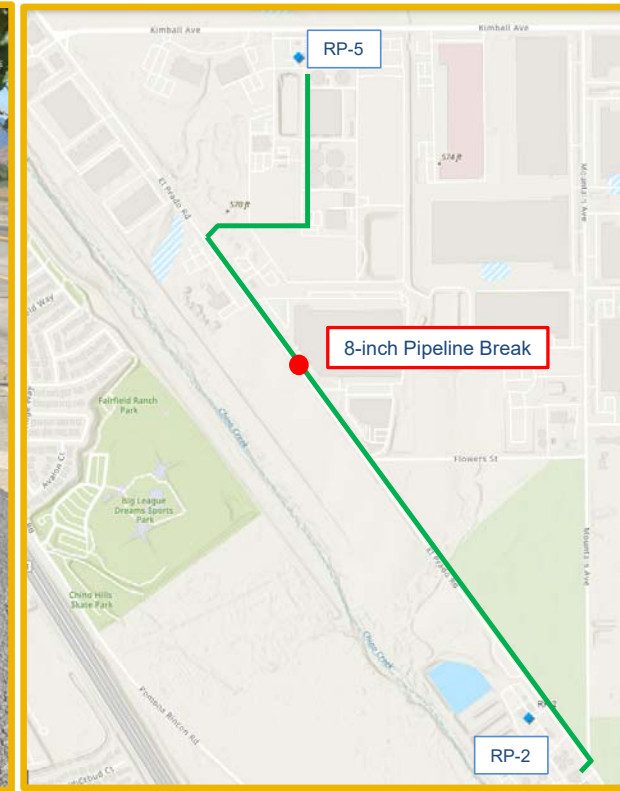
Associate Engineer

October 2022



# Project Location and Overview


- **Location:**
  - El Prado Road
- **Date and Time of Request:**
  - Tuesday, July 19, 2022, 3:30 PM
- **Request From:**
  - Operations
- **Reported/Possible Issue:**
  - Leak of a primary sludge line between RP-2 and RP-5
- **Contractor:**
  - Norstar Plumbing and Engineering, Inc.



El Prado Road Sludge Leak

# The Project


- Identified and isolated 8-inch ductile iron pipeline
- Located leak and excavated for repair
- Assessed damaged pipeline
  - Removed/replaced an 8-foot corroded section
  - Removed/replaced an additional 9.5-foot corroded section
- Restored project site
  - Backfilled trench and restored pavement
- Continuous work by Emergency Contractor
  - Three crews
- Continuous Support: Inspectors, PM, Operations, Maintenance, and Collections
  - 181 hours




Initial Excavation



8-foot of Corroded Pipe Removed



New Pipe and Couplings Installed



Additional 9.5-foot of Corroded Pipe Removed

# Project Cost and Schedule

Description	Estimated Cost
Contractor's Emergency Task Order	\$144,720*
Consultant Inspection Labor, Compaction Testing, and City of Chino Permit	\$4,087
IEUA Staff Labor Cost	\$22,075
<b>Total Project Cost (EN23019.02):</b>	<b>\$170,882</b>
<b>Total Project Cost (EN23019.01/EN23019.03):</b>	<b>\$60,000</b>
<b>Current Total Project Budget (EN23019):</b>	<b>\$250,000</b>
<b>Remaining Total Project Budget (EN23019):</b>	<b>\$19,118</b>

\*\* This emergency work was approved through the General Manager emergency approval authority per Ordinance No.108.\*\*

Project Timeline	Date
Start Date	July 19, 2022
End Date	August 11, 2022

\*Primary sludge pipeline was placed back in service on 7/20/2022. Pavement restorations were completed by 8/11/2022.



# Thank you



Before

After

The 8-inch Primary Sludge Leak Emergency Project is consistent with **IEUA's Business Goal of Wastewater Management** specifically the Asset Management objective that IEUA will ensure the treatment facilities are well maintained, upgraded to meet evolving requirements, sustainably managed, and can accommodate changes in regional water use.

**INFORMATION  
ITEM**

**3D**



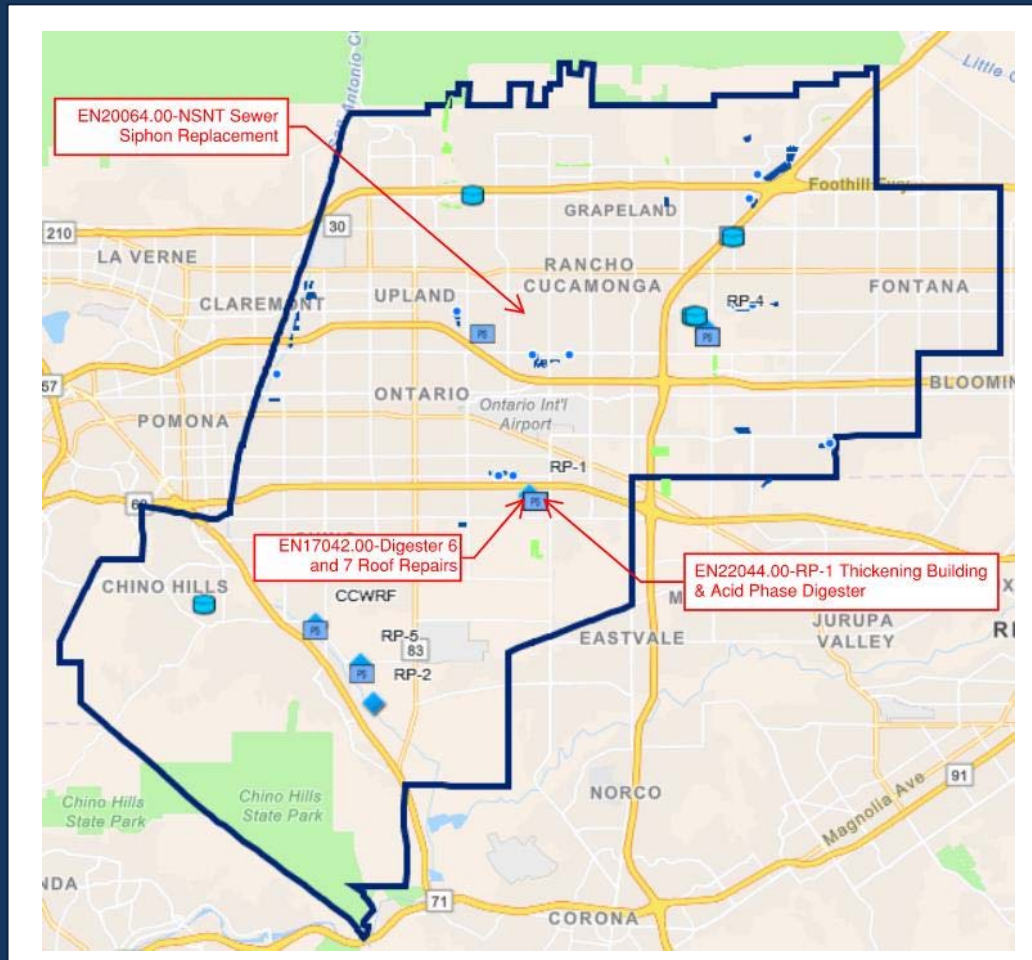
# Engineering and Construction Management Project Updates

Jason Marseilles, P.E.

Manager of Engineering & Construction Management

October 2022

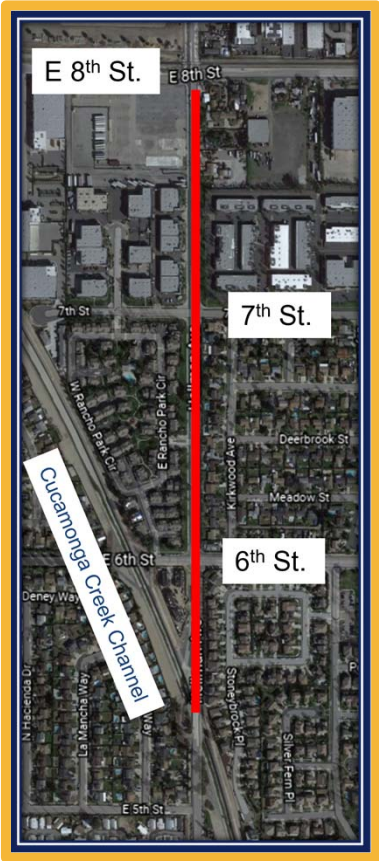




## Project Location Map

# NSNT Sewer Siphon Replacement

Project Goal: Increase Reliability



Project Location

**Total Project Budget: \$2.8M**  
**Project Completion: February 2024**  
**Design Percent Complete: 100%**

Phase	Consultant/ Contractor	Current Contract	Amendments/ Change Orders
Design (Current)	Michael Baker International	\$265k	10%
Construction	TBD	\$0	0%
Project Management Team			
Project Manager:		Biesiada, Josh	
Assistant/Associate Engineer:		Trott, Megan	
Administrative Assistant:		Wallace & Associates	
Inspector:		MWH	

# Digester 7 Roof Repairs and Rehab

Project Goal: Enhance Digester Performance/Extend Asset Life

**Total Project Budget: \$7.8M**

**Project Completion: December 2023**

**Construction Percent Complete: 0%**

Phase	Consultant/ Contractor	Current Contract	Amendments/ Change Orders
Design	GHD	\$814k	9%
Construction (Current)	TBD	TBD	TBD
<b>Project Management Team</b>			
Project Manager:		Zughbi, Jamal	
Assistant/Associate Engineer:		Tao, Justin	
Administrative Assistant:		Woods	
Inspector:		GK & Associates	



Digester 7 Partial View



# RP-1 Thickening Building & Acid Phase Digester

Project Goal: Increase Treatment Capacity



Project Site

**Total Project Budget: \$133M**  
**Project Completion: November 2026**  
**Design Percent Complete: 30%**

Phase	Consultant/ Contractor	Current Contract	Amendments/ Change Orders
Design (Current)	Carollo Engineering	\$7.3M	14%
Construction	TBD	\$0M	0%
Project Management Team			
Project Manager:		Simpson, James	
Assistant/Associate Engineer:		Asprer, Kevin	
Administrative Assistant:		Wallace & Associates	
Inspector:		TBD	



INFORMATION  
ITEM

**3E**

# Inland Empire Utilities Agency, a Municipal Water District Federal Update

"

September 29, 2022

## FY23 Appropriations Update

With the federal fiscal year ending on September 30<sup>th</sup>, Congress is currently considering Continuing Resolution (CR)\*. The CR allows the federal government to remain open and funding at current levels until December 16<sup>th</sup>. Additionally, the CR extends the authorization until December 16<sup>th</sup> for several federal programs including the National Flood Insurance Program, CALFED Bay-Delta Authorization, and the Temporary Assistance for Needy Families.

*\*At the time this memo was written, neither the House nor the Senate has passed the CR, but both are anticipated to do so and avoid a government shutdown.*

## FEMA Announces State and Local Cybersecurity Grant Program NOFO

FEMA issued a notice of funding opportunity (NOFO) for the availability of \$1 billion in funding over five years for the State and Local Cybersecurity Grant Program established by the Bipartisan Infrastructure Law (BIL). The program provides state, local, and territorial governments with funding to address cybersecurity risks, strengthen the cybersecurity of critical infrastructure, and resilience against cyber threats. \$155 million in funding is available for Fiscal Year (FY) 2022. Applications for FY 2022 funding are due November 15<sup>th</sup>, and more information can be found [HERE](#).

## Federal Funding Opportunities/Announcements

**DOE Announces \$1 Million SolarAPP+ Prize Program.** The Department of Energy (DOE) announced it is accepting applications for the \$1 million SolarAPP+ Prize program for local governments. The program will promote the adoption of the SolarAPP+, a new app that issues permits for code-compliant residential solar voltaic systems on demand. Applications are due November 4<sup>th</sup>. More information can be found [HERE](#).

**EPA Announces \$3.5 Million for NEP Watershed Grant Program.** The Environmental Protection Agency (EPA) announced \$3.5 million in funding for the National Estuary Program (NEP) Watersheds Grant Program. The program will fund projects that treat, remove, or prevent pollution from entering estuaries in addition to climate resiliency projects. More information can be found [HERE](#).

**Reclamation Announces \$2 Million for Desalination and Water Purification Research Program.** The Bureau of Reclamation (Reclamation) announced it is accepting applications for \$2 million in funding for the Desalination and Water Purification Research Program. The

grants will provide funding for researchers and partners to develop innovative, cost-effective, and technologically efficient ways to desalinate or treat water. Applications are due November 30<sup>th</sup>, and more information can be found [HERE](#).

**Reclamation Announces \$20 Million for Small Storage Program.** Reclamation announced \$20 million in funding for the Small Storage Program authorized by BIL. The program provides funding for the implementation of small surface storage, groundwater storage, and conveyance projects. Applications are due December 9<sup>th</sup>, and more information can be found [HERE](#).

**Reclamation Awards \$10.3 Million in Grants for Native American Affairs Technical Assistance to Tribes Program.** Reclamation announced awards totaling \$10.3 million for 26 federally recognized tribes in 12 states as part of the Native American Affairs Technical Assistance to Tribes Program. The program provides funding to support tribal projects that prepare for and mitigate the impacts of drought. More information can be found [HERE](#).

## **Federal Agency Personnel/Regulatory Announcements**

**President Biden Appoints John Podesta as Senior Advisor to the President for Green Energy Innovation and Implementation.** President Biden announced that John Podesta will serve as Senior Advisor to the President for Green Energy Innovation and Implementation. In this role, Podesta will oversee the implementation of energy tax credits and incentives authorized by the Inflation Reduction Act.

**President Biden Appoints Richard Revesz as Administrator of OIRA.** President Biden announced that he has nominated Richard Revesz as Administrator of the Office of Information and Regulatory Affairs (OIRA) at the Office of Management and Budget. The nomination, which requires Senate approval, is currently pending.

**White House Office of Science and Technology Policy Nominee Confirmed by Senate.** On September 22<sup>nd</sup>, the Senate confirmed Arati Prabhakar, President Biden's nominee for Director of the White House Office of Science and Technology Policy. President Biden elevated the office to a Cabinet-level position in 2021. Prabhakar will also serve as Science Advisor to the President.

**DOI and NOAA Release CMRA Portal.** DOI and the National Oceanic and Atmospheric Administration (NOAA) released the Climate Mapping for Resilience and Adaptation (CMRA) portal. The website is a tool for local, tribal, state, and federal government agencies to access data to develop climate resiliency plans. The site also provides information on federal grants for climate resilience projects. More information can be found [HERE](#).

**EPA Issues NPRM on PFAS Authorized Use for Pesticides.** EPA issued a NPRM to remove twelve PFAS chemicals from the list of inert ingredients approved for use in pesticide products. EPA is currently accepting stakeholder feedback on the NPRM. Comments are due October 13<sup>th</sup>, and more information can be found [HERE](#).

**EPA Issues Temporary BABA Waiver for WIFIA and SRF Programs.** EPA's Office of Water issued a six-month temporary waiver for Build America, Buy America Act (BABA) requirements for its Water Infrastructure Finance and Innovation Act (WIFIA) and State Revolving Fund (SRF) programs. The waiver applies to manufactured products and construction materials only. The waiver expires on April 2<sup>nd</sup> unless extended, and more information can be found [HERE](#).

**EPA Publishes NPRM on Designating PFOA and PFOS under CERCLA.** EPA published its NPRM to designate perfluorooctanoic acid (PFOA) and perfluorooctanesulfonic acid (PFOS) as hazardous substances under the Comprehensive Environmental Response, Compensation, and Liability Act (CERCLA), also known as "Superfund." Comments are due November 7<sup>th</sup>, and more information can be found [HERE](#).

**EPA Releases Five-Year Strategic Plan.** EPA released its FY 2022 – 2026 Strategic Plan that will serve as a roadmap for policy actions over the next five years. The plan includes information about the agency's course of action on climate change, environmental justice, compliance, air quality, and water quality. More information can be found [HERE](#).

**EPA Releases Technical Cyber Security Support Plan for Public Water Systems.** EPA released its Technical Cybersecurity Support Plan for Public Water Systems. The report highlights available tools, including the [Vulnerability Self-Assessment Tool](#) and the [Cybersecurity Incident Action Checklist](#). EPA plans to roll out additional resources and tools in early 2023 according to the report. The Vulnerability Self-Assessment Tool can be found [HERE](#).

**Reclamation Releases American River Basin Study.** Reclamation released its American River Basin Study which details current and future water conditions for central California. The report found that increased variability of fall and winter precipitation due to rising temperatures and declining snowpacks may amplify the severity of droughts and flooding in the basin. The report can be found [HERE](#).

##    ##    ##

INFORMATION  
ITEM

**3F**



**September 30, 2022**

**To:** Inland Empire Utilities Agency

**From:** Michael Boccadoro  
Beth Olhasso

**RE:** September Report

---

Overview:

The third consecutive year of drought, the driest on record, ended with the end of the water year on September 30. Climatologists are raising the alarm by predicting a drier-than-normal year again for 2023, but hope that La Nina conditions might shift later in the winter. Despite a fairly significant Northern California storm in September, reservoir levels continue to decline as the state remains at higher-than-normal temperatures for the fall. Lake Oroville is sitting at 64 percent of historical average and 35 percent capacity. San Luis Reservoir, the main south-of-Delta storage facility for the State Water Project, is at just 67 percent of average for this time of the year and 29 percent capacity.

The federal government has recently taken several actions to protect salmon and other habitat on the San Joaquin and Sacramento Rivers. On the San Joaquin, they held back water behind Friant Dam this summer and have just started releasing it at the time when salmon are entering fall spawning season. On the Sacramento, the Bureau of Reclamation is proposing to purchase water from Settlement Contractors to hold water behind Shasta Dam to release when cold water is needed for salmon health. Both actions, especially those on the Sacramento, are helpful to State Water project Contractors. The healthier the watershed the better.

The SWRCB recently adopted a “handbook” implementing a new “microplastics strategy.” The strategy will be implemented in two phases. The first phase is monitoring for larger microplastics and the second for smaller particles. The handbook goes into detail about lab accreditation and other specifics about how the state is going to estimate and evaluate risk exposure of microplastics in drinking water.

The legislative session is officially over, with the Governor acting on over 700 bills in the final week of September. It was a fairly busy year with more water-related bills than usual. ACWA’s legislation to provide for a tax exemption for turf removal rebates was signed by the Governor with [greater than normal fanfare](#). CASA’s bill to require products containing PFAS to register their products on a publicly accessible database struggled with significant opposition from manufacturers but was able to pass onto the Governor with just enough votes the Governor vetoed the bill, citing pressure on the state budget. MWD’s legislation to allow for alternative project delivery methods for several of their projects easily passed out of both houses of the Legislature and was signed by the Governor, while similar legislation (SB 991, Newman) to allow for progressive design build processes for projects over \$5 million also awaits consideration by the Governor. Unless a bill had an “urgency clause,” all legislation will go into effect on January 1, 2023.

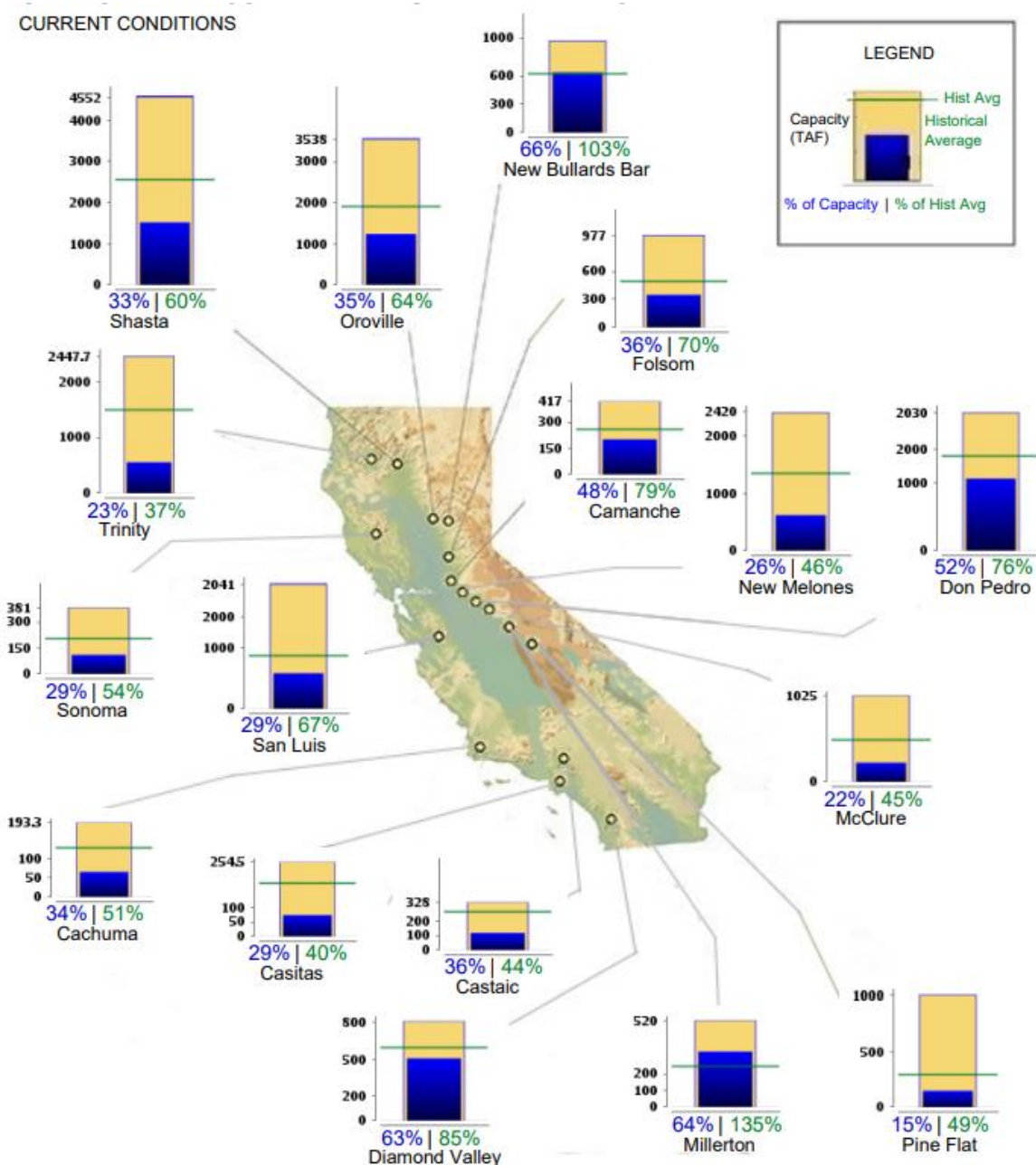
Members will come back to Sacramento in December to swear in new members and “organize” the session, but will return in earnest to start the legislative deliberations in January. With about one-third of the legislature retiring this year, there will be a lot of new members roaming the halls of the Capitol soon.

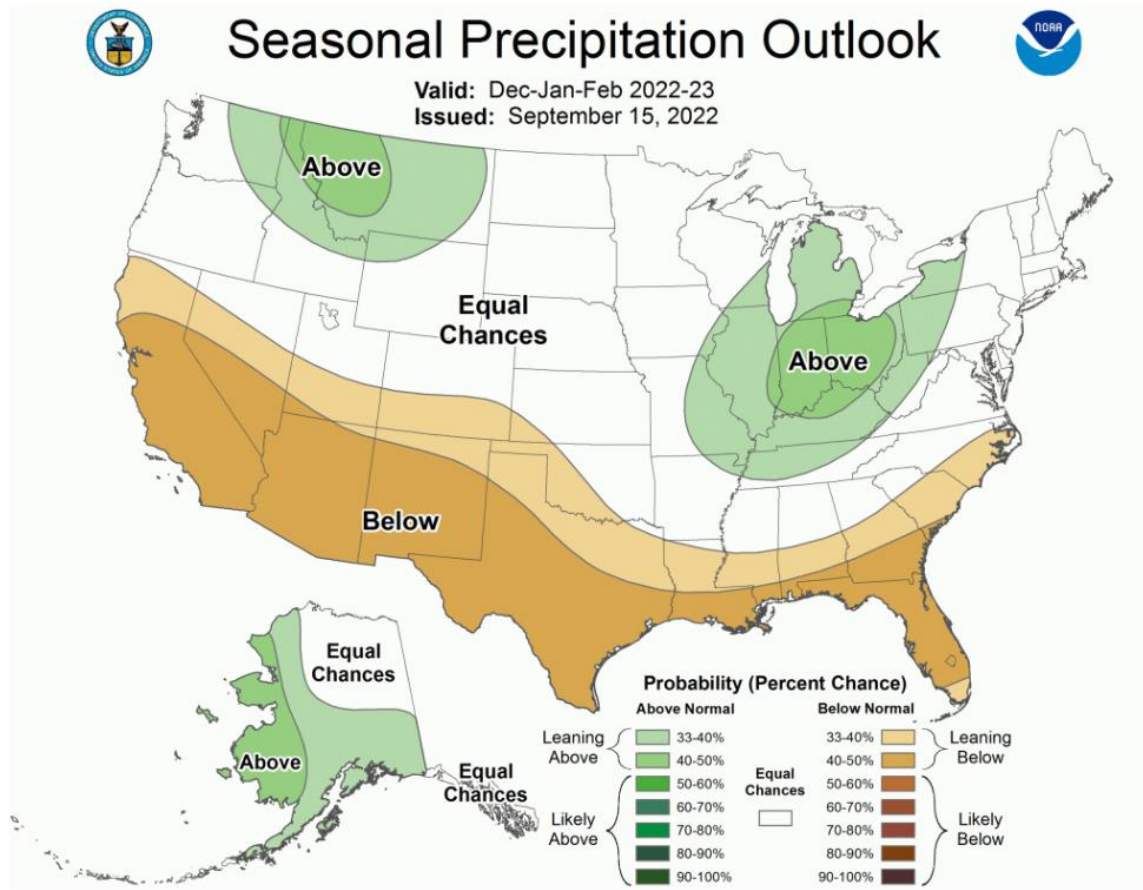


# Inland Empire Utilities Agency Status Report – September 2022

## Water Supply Conditions

After the three driest water years on record, 2022 water year came to a close on September 30 with water managers not optimistic the pattern will break this winter. Scientists predict a La Nina, dry-condition pattern, to remain in the state through the winter. Lake Oroville is sitting at 64 percent of historical average and 35 percent capacity. San Luis Reservoir, the main south-of-Delta storage facility for the State Water Project, is at just 67 percent of average for this time of the year and 29 percent capacity. Drought conditions continue to worsen with 17 percent of the state in exceptional drought and 41 percent in extreme drought.





### ***Federal Actions to Protect Fish***

As the state grapples with balancing depleted water supplies and protecting native fish, federal water managers have implemented several actions to attempt to protect salmon on the Sacramento and San Joaquin Rivers.

San Joaquin River Restoration Program Restoration Administrator has scheduled the resumption of Restoration Flows on the San Joaquin River starting October 1.

Due to unprecedented drought conditions and historic water rights, Restoration Flows were gradually reduced to zero in early April as Friant Dam began making higher releases to supply the San Joaquin River Exchange Contractors at Mendota Pool. From early April through mid-July, Friant Releases ranged upwards of 1,700 cubic feet per second (cfs). Since mid-July, Friant Dam releases have ranged from 230 cfs to 290 cfs to meet Holding Contracts and did not extend past Gravelly Ford, 38 miles downstream from Friant Dam.

Despite extreme drought conditions and lower flows since mid-July, river conditions were adequate to sustain a small cohort of adult spring-run Chinook salmon holding between Friant Dam and Gravelly Ford in Reach 1. Managing Millerton Lake's cold water pool by conserving Restoration Flows for nearly three months benefited river temperatures directly downstream of Friant Dam and the survival of holding adult salmon. These fish are set to begin their final life stage — making redds (fish nests) and spawning this fall (September/October) — before a new cohort of juvenile salmon emerges this winter.

On the Sacramento River, Reclamation is proposing to use drought relief funds to purchase water from Sacramento River Settlement Contractors to support fish and wildlife on the Sacramento River.

The proposed action would allow for up to 100 TAF of conserved water that could otherwise be delivered during October 2022 to remain in Shasta Reservoir to contribute to storage for Water Year 2023. The additional storage may benefit cold-water pool and instream temperature management for WY 2023 and may have additional fish and wildlife benefits as may be needed to meet flow objectives for fish and wildlife on the Sacramento River. Reclamation was appropriated \$200 million.

### ***SWRCB Adopts Microplastics Strategy***

As required by 2018 legislation, the State Board recently adopted the [Policy Handbook Establishing A Standard Method of Testing and Reporting of Microplastics in Drinking Water](#). The state will employ a two-phase iterative approach for monitoring microplastics to obtain sufficient information to estimate risk through exposure. Each step will last two years, with an interim period to allow for State Water Board staff to assess results from the first phase and plan the second phase of monitoring accordingly. For both phases, the State Water Board will issue orders to public water systems and/or wholesaler providers to monitor microplastics in source waters and/or treated drinking water.

**Phase I:** monitoring will focus on characterizing occurrence of microplastics larger than 20 or 50 micrometers in length in source waters used for drinking in accordance with the specifications in the method employed by the laboratory

**Phase II:** monitoring will be directed towards characterizing occurrence of microplastics both smaller than and larger than 20 micrometers in length in treated drinking water.

### ***Legislative Update***

The Legislature adjourned the 2021-22 Legislative Session in the early morning hours of September 1. The Governor acted on over 700 bills in the final week of September, the 30<sup>th</sup> being the Governor's deadline to act on all legislation. With the final approvals and vetoes, the legislative session is officially over. Members will return to Sacramento briefly to "organize" in December and will return in earnest in January to begin the 2023-24 legislative session.

Bill updates:

**AB 2142 (Gabriel):** This bill would provide an income tax exemption for rebates from a turf removal program. Sponsored by ACWA, the bill didn't receive a single no vote throughout the entire process and was signed by the Governor, who also put out a press release touting the importance of the bill.

**AB 1845 (Calderon):** MWD sponsored bill to allow for alternative project delivery methods for specific MWD projects. The bill only received one no vote through the process and was signed by the Governor.

**SB 991 (Newman):** This bill is similar to MWD's AB 1845 but it would allow for progressive design build to be used on any project over \$5 million. The bill didn't receive a single no vote throughout the entire process and was signed by the Governor.

**AB 2247 (Bloom):** CASA sponsored bill would require products sold in CA that contain PFAS to register the product on a publicly accessible reporting platform. The bill was recently amended to remove some of the enforcement language, which should remove some of the opposition. The bill has

had a rough road, garnering significant opposition from the manufacturing community. It received *just* enough votes to move through the legislative process, but the Governor ultimately vetoed the bill. The veto message cited const pressure on the state budget as his reason for the veto.

**AB 2449 (Rubio):** Sponsored by Three Valleys Municipal Water District's, this legislation addresses remote participation for elected officials. The author took amendments in the Senate to address concerns from the Senate Governance and Finance and Judiciary Committee concerns surrounding misuse of these allowances to not have to face the public during challenging proceedings. The bill now limits the number of times an official can use remote testimony and requires that "cameras must be on" at all times. AB 2449 was signed by the Governor.

**SB 1157 (Hertzberg):** The bill would implement the indoor GPCD targets outlined in the DWR/SWRCB draft report to the Legislature for 47 GPCD by 2025 and 42 GPCD by 2030. The bill passed out of Natural Resources and Water Committee despite significant concerns from Senator Ben Hueso (D-San Diego). The bill was quickly moved to the floor of the Senate where it passed 28-9. The author took amendments in the Assembly Water, Parks and Wildlife Committee that would require studying the impacts to wastewater and recycled water systems. The bill was further amended to require consideration of variances for recycled water. The bill was seven votes short of passage on the Assembly floor on its first vote, but was brought up under "reconsideration" in the final minutes of the session and secured the necessary votes for passage. The bill was signed by the Governor who included in his signing message, a directive for the SWRCB to consider adopting a recycled water variance.

**AB 1279 (Muratsuchi):** declares it a policy of the state that as soon as possible, but no later than 2045, the state shall achieve net zero emissions and maintain negative GHG emissions thereafter. The bill also requires an 85 percent reduction in anthropogenic GHG emissions below 1990 levels by 2045. The bill was signed by the Governor.

**SB 1020 (Laird):** established the policy that eligible renewable energy resources and zero-carbon resources supply 90 percent of all retail sales of electricity to CA end-use customers by then end of 2035 and 95 percent by the end of 2040. The bill also requires that eligible renewable energy resources and zero-carbon resources supply 100 percent of electricity procured to serve all state agencies by the end of 2035, ten years sooner then required by existing law.

These provisions also apply to the State Water Project (SWP). While the bill was recently amended to ease the burden on the SWP, this bill is estimated to cost the State Water Contractors \$1.2 billion, with MWD's share likely about \$720 million. The bill was signed by the Governor.

**SB 846 (Dodd):** extends the operation of the Diablo Canyon Nuclear Generation Station (San Luis Obispo). Diablo Canyon was planned to shut down at the end of 2025, but with supply chain disruptions and other factors, there is significant risk that there will be insufficient new clean energy supplies online before the scheduled retirement. The bill declared that Diablo is crucial to energy reliability throughout the state, therefore all IOU ratepayers will be on the hook for 50 percent of the cost while PG&E ratepayers will be responsible for the remaining half. Because the fee collection is volumetric, high-energy users will be responsible for a majority of the reliability costs. The bill was the last bill of the session voted on by both houses and passed overwhelmingly. The Governor signed the bill.

**IEUA BILLS— BILLS WITH POSITIONS- 2022 Session FINAL REPORT**

Bill Number	Author/Sponsor	Title and/or Summary	Summary	IEUA Position/ Bill Location	Positions Taken by Associations & Regional Agencies
AB 1845	Calderon  MWD Sponsored	Metropolitan Water District of Southern California: alternative project delivery methods	Would authorize the Metropolitan Water District of Southern California to use the design-build procurement process for certain regional recycled water projects or other water infrastructure projects. The bill would define "design-build" to mean a project delivery process in which both the design and construction of a project are procured from a single entity. The bill would require the district, if using this procurement process, to follow certain procedures, including preparing and issuing a request for qualifications, preparing a request for proposals including the scope and needs of the project or contract, and awarding projects based on certain criteria for projects utilizing either lowest responsible bidder or best value selection criteria.	SUPPORT  Signed by Governor	MWD, ACWA, WRCA in support
AB 2142	Gabriel	Income taxes: exclusion: turf replacement water conservation program	This bill would, for taxable years beginning on or after January 1, 2022, and before January 1, 2027, under both of these laws, provide an exclusion from gross income for any amount received as a rebate, voucher, or other financial incentive issued by a local water agency or supplier for participation in a turf replacement water conservation program.	SUPPORT  Signed by Governor	ACWA, MWD in Support
AB 2247	Bloom  CASA Sponsored	PFAS products: disclosure: publicly accessible reporting platform	<i>This bill would require the Department of Toxic Substances Control to work with the Interstate Chemicals Clearinghouse to establish, on or before January 1, 2024, a publicly accessible reporting platform to collect information about PFAS and products or product components containing regulated PFAS, as defined, being sold, offered for sale, distributed, or offered for promotional purposes in, or imported into, the state. The bill would require, on or before March 1, 2024, and annually thereafter, a manufacturer, as defined, of PFAS or a product or a product component containing regulated PFAS that is sold, offered for sale, distributed, or offered for promotional purposes in, or imported into, the state to register the PFAS or the product or product component containing regulated PFAS, and specified other information, on the publicly accessible reporting platform.</i>	SUPPORT  <b>Vetoed by Governor</b>	CASA, WRCA, ACWA in support
AB 2449	Rubio  Three Valleys	Open meetings: local agencies: teleconferences	This bill would authorize a local agency to use teleconferencing without complying with those specified teleconferencing requirements if at least a quorum of the members of the	SUPPORT	ACWA & MWD Support

			legislative body participates in person from a singular location clearly identified on the agenda that is open to the public and situated within the local agency's jurisdiction. The bill would impose prescribed requirements for this exception relating to notice, agendas, the means and manner of access, and procedures for disruptions. The bill would require the legislative body to implement a procedure for receiving and swiftly resolving requests for reasonable accommodation for individuals with disabilities, consistent with federal law.	Signed by Governor	
AB 2787	Quirk	Microplastics in products	<i>The Microbeads Nuisance Prevention Law prohibits a person from selling or offering for promotional purposes in the state any personal care products containing plastic microbeads that are used to exfoliate or cleanse in a rinse-off product, including, but not limited to, toothpaste. This bill would, on and after specified dates that vary based on the product, ban the sale, distribution in commerce, or offering for promotional purposes in the state of designated products, such as leave-in cosmetics products and waxes and polishes, if the products contain intentionally added microplastics, as defined. The bill would exclude from this ban products consisting, in whole or in part, of specified substances or mixtures containing microplastics. The bill would make a violator liable for a civil penalty not to exceed \$2,500 per day for each violation.</i>	SUPPORT  Held in Assembly---  <b>NOT MOVING FORWARD IN 2022</b>	CASA in support
AB 2811	Bennett  Plumbers Union	California Building Standards Commission: recycled water: nonpotable water systems	<i>Would require, commencing January 1, 2024, all newly constructed nonresidential buildings be constructed with dual plumbing to allow the use of recycled water for all applicable nonpotable water demands, as defined, if that building is located within an existing or planned recycled water service area, as specified.</i>	Oppose  Env. Safety & Toxic Materials Comm--- no hearing  <b>Bill not moving forward this year.</b>	CASA & WRCA oppose unless amended. ACWA & CMUA Oppose
SB 222	Sen. Dodd	Water Affordability Assistance Program	<i>Would establish the Water Affordability Assistance Fund in the State Treasury to help provide water affordability assistance, for both drinking water and wastewater services, to low-income ratepayers and ratepayers experiencing economic hardship in California. The bill would make moneys in the fund available</i>	<b>Vetoed by Governor</b>	Opposed by ACWA



			<i>upon appropriation by the Legislature to the state board to provide, as part of the Water Affordability Assistance Program established by the bill, direct water bill assistance, water bill credits, water crisis assistance, affordability assistance, and short-term assistance to public water systems to administer program components.</i>		
SB 230	Portantino/ CMUA & MWD	State Water Resources Control Board: Constituents of Emerging Concern	Would require the State Water Resources Control Board to establish, maintain, and direct an ongoing, dedicated program called the Constituents of Emerging Concern Program to assess the state of information and recommend areas for further study on, among other things, the occurrence of constituents of emerging concern (CEC) in drinking water sources and treated drinking water. The bill would require the state board to convene, by an unspecified date, the Science Advisory Panel to review and provide recommendations to the state board on CEC for further action, among other duties. The bill would require the state board to provide an annual report to the Legislature on the ongoing work conducted by the panel.	SUPPORT  Signed by Governor	Favor by ACWA
SB 991	Newman  Water Collaborative Delivery Association (formerly the Water Design-Build Council)	Public contracts: progressive design-build: local agencies	Current law, until January 1, 2025, authorizes local agencies, as defined, to use the design-build procurement process for specified public works with prescribed cost thresholds. Current law requires specified information submitted by a design-build entity in the design-build procurement process to be certified under penalty of perjury. This bill, until January 1, 2033, authorizes local agencies, defined as any city, county, city and county, or special district authorized by law to provide for the production, storage, supply, treatment, or distribution of any water from any source, to use the progressive design-build process for public works projects in excess of \$5,000,000, similar to the progressive design-build process authorized for use by the Director of General Services. The bill would require specified information to be verified under penalty of perjury.	SUPPORT  Signed by Governor	WRCA Support
SB 1157	Hertzberg	Urban water use objectives: indoor residential water use	Current law requires the Department of Water Resources, in coordination with the State Water Resources Control Board, and including collaboration with and input from stakeholders, to conduct necessary studies and investigations and authorizes the department and the board to jointly recommend to the Legislature a standard for indoor residential water use. Current law, until	Signed by Governor- included signing message that SWRCB should	Oppose unless amended by WateReuse & ACWA, CASA & CMUA

			<p>January 1, 2025, establishes 55 gallons per capita daily as the standard for indoor residential water use. Existing law establishes, beginning January 1, 2025, the greater of 52.5 gallons per capita daily or a standard recommended by the department and the board as the standard for indoor residential water use, and beginning January 1, 2030, establishes the greater of 50 gallons per capita daily or a standard recommended by the department and the board as the standard for indoor residential water use. This bill would eliminate the option of using the greater of 52.5 gallons per capita daily and the greater of 50 gallons per capita daily, as applicable, or a standard recommended by the department and the board as the standard for indoor residential water use.</p>	<p>consider variance for recycled water</p>	
--	--	--	---	---	--

**INFORMATION  
ITEM**

**3G**

**Date:** October 19, 2022

**To:** The Honorable Board of Directors

*SD*  
**From:** Shivaji Deshmukh, General Manager

**Committee:**

**Staff Contact:** Shivaji Deshmukh, General Manager

**Subject:** Public Outreach and Communication

---

**Executive Summary:**

IEUA will be hosting a booth at the Chino Basin Water Conservation District's Waterwise Garden and Pumpkin Fest on October 1. IEUA's booth will include water-wise activity, prizes, and information on our water-use efficiency rebates & programs.

Staff is continuing to coordinate with the production company representing the documentary series, "Viewpoint with Dennis Quaid". The documentary will focus on IEUA's mission of providing a high quality, reliable water source to the region by securing and increasing local supplies through investments in infrastructure projects, conservation, and education.

With the start of a new school year, staff continues to promote the variety of free educational resources offered through the Agency through video shorts and informational graphics. Staff has begun scheduling in-person and virtual K-12 field trips for Fall. The next field trip is scheduled for October 18.

---

**Staff's Recommendation:**

This is an informational item for the Board of Directors to receive and file.

---

**Budget Impact** *Budgeted (Y/N): Y    Amendment (Y/N): Y    Amount for Requested Approval:*

*Account/Project Name:*

*Fiscal Impact (explain if not budgeted):*

**Prior Board Action:**

N/A

---

**Environmental Determination:**

Not Applicable

---

**Business Goal:**

IEUA is committed to providing a reliable and cost-effective water supply and promoting sustainable water use throughout the region.

IEUA is committed to enhancing and promoting environmental sustainability and the preservation of the region's heritage.

---

**Attachments:**

Attachment 1 - Background

## Background

---

Subject: Public Outreach and Communication

---

### October

- October, National Energy Awareness Month
- October, National Field Trip Month
- October 1, Chino Basin Water Conservation District Waterwise Garden and Pumpkin Fest
- October 1-9, Water Professionals Appreciation Week (WPAW)
- October 5, Energy Efficiency Day
- October 20, Great CA Shakeout
- October 20, Imagine A Day Without Water
- October 29, National Prescription Drug Take Back Day
- October 31, Halloween

### Media and Outreach

#### *General*

- IEUA recognized September as National Preparedness Month on social media through a four-part series with tips on household preparedness.
- Staff continues to work with the Chino Basin Program (CBP) team leads and partners to develop an outreach strategy for additional program communication, including developing a communication workgroup, identifying collaboration and partnership opportunities on shared media, and more.
- Staff recognized the Water Quality Laboratory's PFAS accreditation through the Environmental Laboratory Accreditation Program.
- In accordance with the new school year, staff continues to promote the variety of free educational resources offered through the Agency through video shorts and informational graphics.
- Staff continues to collaborate with Chino Basin Water Conservation District on outreach promoting their Waterwise Garden and Pumpkin Fest on October 1. IEUA will be hosting a booth at this event.
- Staff celebrated IT Professionals Day and Finance and Accounting Appreciation Week on social media with posts thanking our ISS, Finance, and Accounting staff.
- Staff is continuing to coordinate with the production company representing the documentary series, "Viewpoint with Dennis Quaid". The documentary will focus on IEUA's mission of providing a high quality, reliable water source to the region by securing and increasing local supplies through investments in infrastructure projects, conservation, and education.

#### *Drought Awareness Efforts*

- Staff is coordinating with Customer Agencies on messaging geared towards conservation and the irrigation of trees.



- Staff is continuing to work closely with the Water Use Efficiency team on promoting the turf replacement program.
- Staff is continuing to work with Customer Agencies on drought messaging and outreach. Staff is drafting message points and creative for outreach and will be adding these assets to the drought communication toolkit for customer agencies.

#### *Advertising/Marketing*

- A “Time is Now” ad ran on September 26 in La Opinion.
- A “Time is Now”/Education ad ran September issue of the Inland Empire Magazine.
- A “Time is Now”/Education ad will run on October 8 in the Chino Champion.

#### *Social Outreach and Analytics*

- The Agency continues to publish content on LinkedIn and has gained 75 followers since August, with 590 page views in the last 30 days.
- September: 32 posts were published to the IEUA Facebook page, 32 tweets were sent on the @IEUA Water Twitter handle, 32 posts were published to IEUA’s Instagram grid, and 13 posts were published to the IEUA LinkedIn page.
  - The top three Facebook posts, based on reach and engagement, in the month of September were:
    - 9/18 World Water Monitoring Day
    - 9/1 Water Quality Laboratory PFAS Testing Accreditation
    - 9/6 Compost Worker and Electrical & Instrumentation Technician I-III (DOQ) Hiring
  - The top three Twitter tweets, based on reach and engagement, in the month of September were:
    - 9/25 World Rivers Day
    - 9/14 CBWCD Waterwise Garden and Pumpkin Fest Reminder
    - 9/19 Pollution Prevention Week
  - The top three Instagram posts, based on reach and engagement, in the month of September were:
    - 9/14 CBWCD Waterwise Garden and Pumpkin Fest Reminder
    - 9/18 World Water Monitoring Day
    - 9/25 World Rivers Day
  - The top three LinkedIn posts, based on impressions and reactions, in the month of September were:
    - 9/15 Advanced Water Treatment Operator Certification
    - 9/12 General Manager Deshmukh 2022 WaterReuse Conference Panelist
    - 9/21 New Splash Employee Feature
- For the month of September, there were 8,244 searches for a park in IEUA’s service area on Yelp and the Chino Creek Wetlands and Educational Park was viewed 552 times.

#### Education and Outreach Updates

- Staff has begun scheduling in-person and virtual K-12 field trips for Fall. The next field trip is scheduled for October 18.
- Staff has developed an educational program outreach plan and is beginning the process of scheduling another road show for school districts to learn about Agency programs.

- Staff is continuing to work on closing out the last year of the Garden in Every School® program.
  - Randall Pepper Elementary in Fontana is finishing up the final electrical work in preparation for construction to begin on their garden. Chino Basin Water Conservation District (CBWCD) will be completing the construction.
  - Our Loving Savior's gardens construction is completed. The planting will be completed following the installation of bunny fencing.
  - Staff is working with teachers on finalizing approximately nine mini grant approvals.

#### Agency-Wide Membership Updates

- Richard Lao, Senior Environmental Resources Planner, attended the Southern California Alliance of Publicly Owned Treatment Works (SCAP) Air Quality Committee Meeting on August 16.
- Richard Lao, Senior Environmental Resources Planner, attended the Southern California Alliance of Publicly Owned Treatment Works (SCAP) Water Quality Committee Meeting on August 22.

INFORMATION  
ITEM

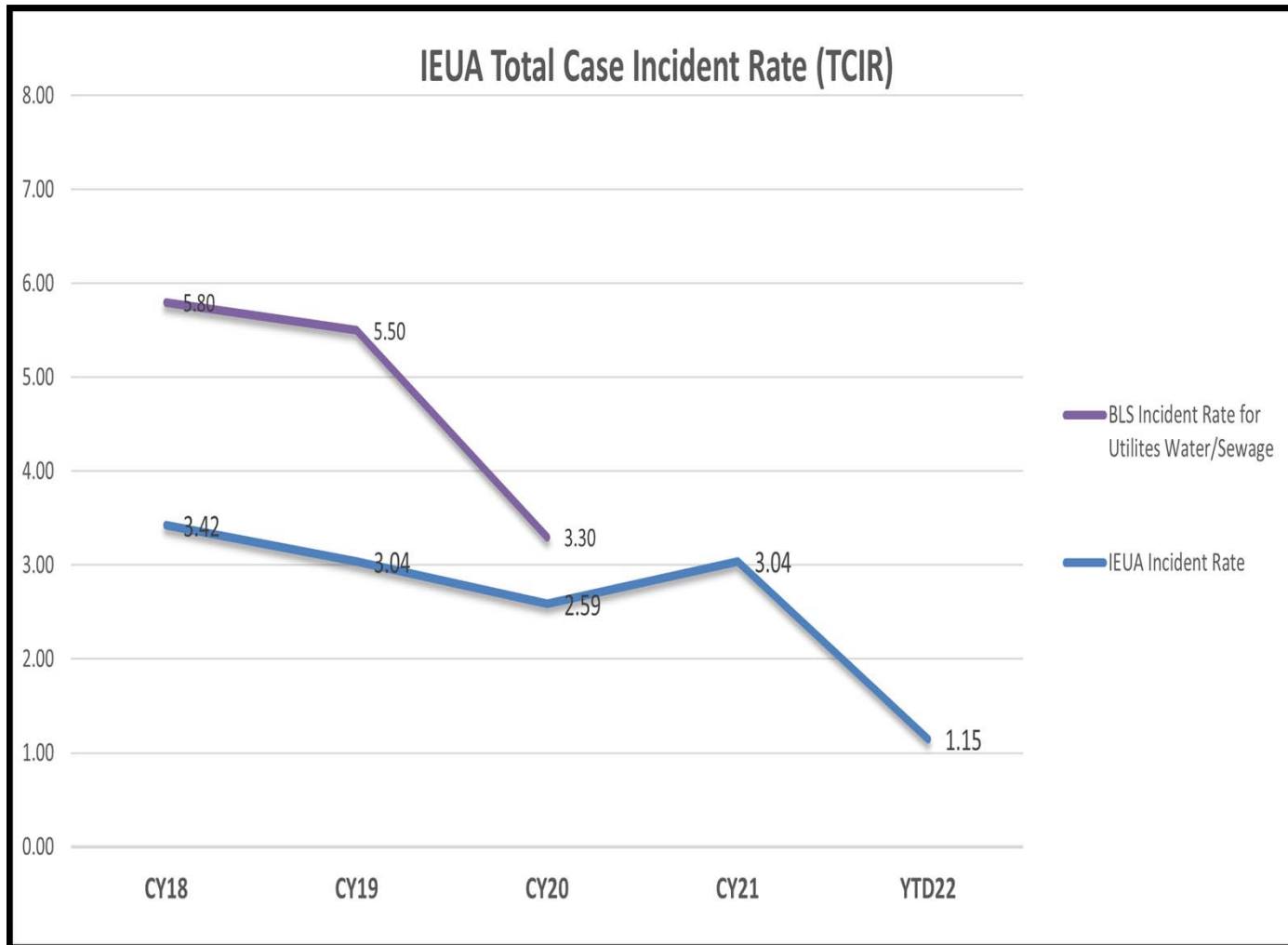
**3H**



# Operations & Maintenance Department Quarterly Update

Scott Lening  
Manager of Operations  
October 2022

# Safety Statistics





# Safety Milestones



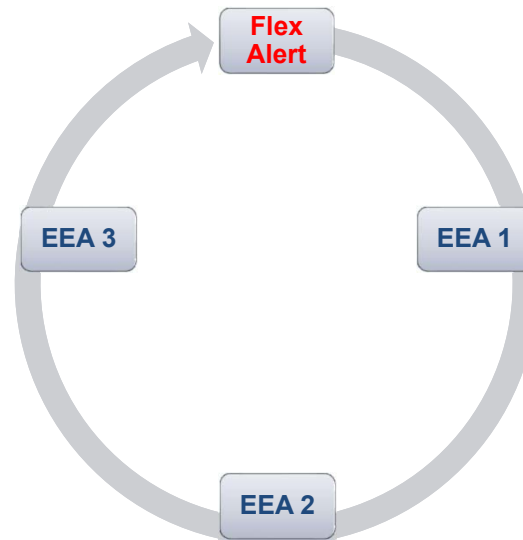
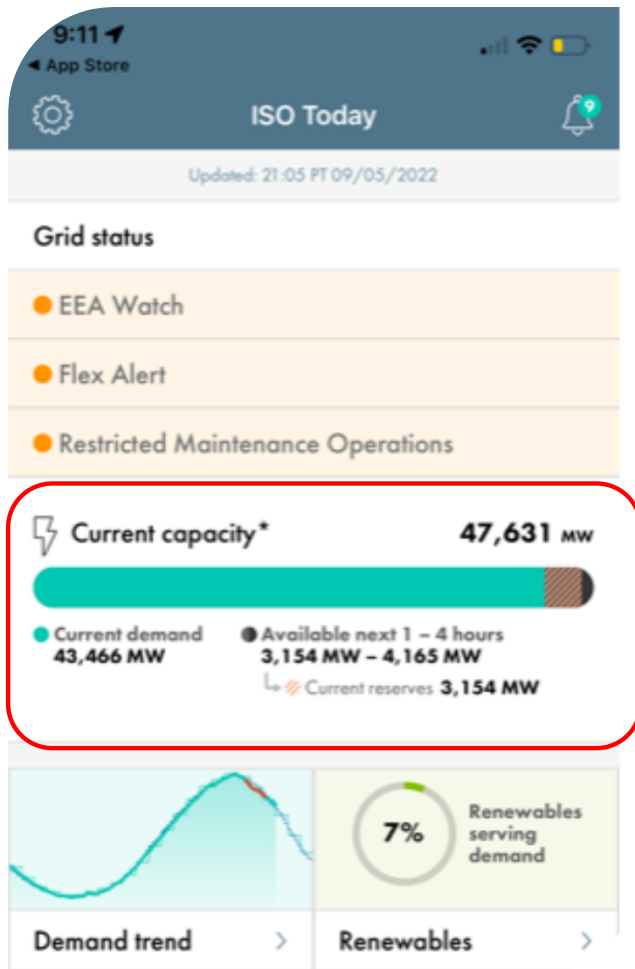
Safety Celebration Lunch



"Friendly" Safety Competition



# Heat Wave



## Grid Reduction Impacts

Staff on Standby
Early Dewatering Schedule
RW Pump Optimization
EV Charging Stations
Building Thermostats
5 MW of Solar
4 MW Battery Storage

# Wastewater Sampling

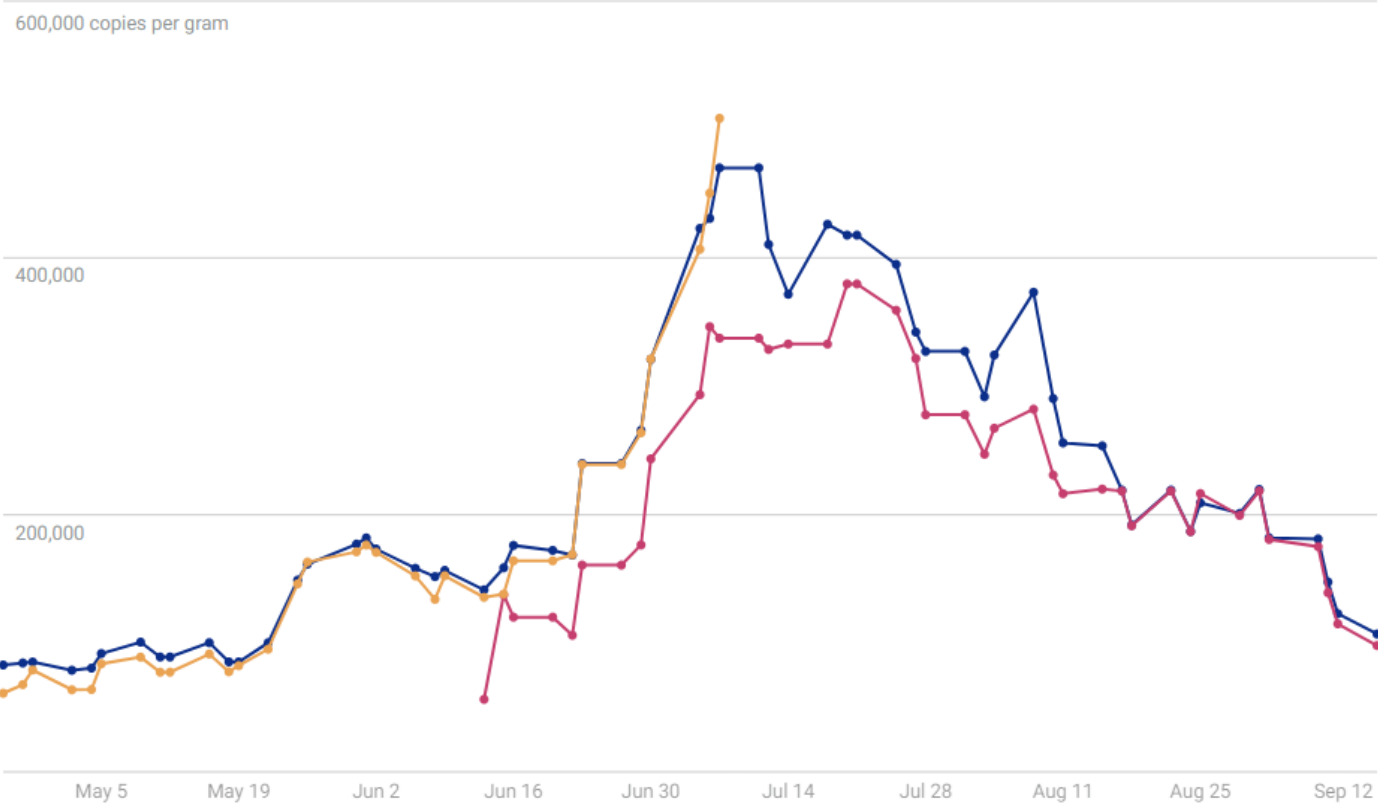


Ontario, CA

☐ PMMoV Normalized

Sep 12, 2022	
Virus / Variant	copies/g
All SARS-CoV-2 (S Gene)	107,262
Omicron (BA.4 & BA.5) Mutation: S:HV69-70del	98,299
Omicron (BA.2, BA.4 & BA.5) Mutation: S:LPPA24S	-

- Nodes represent smoothed sample values on collection dates, which are not always at regular intervals.
- Trend lines have been smoothed.



[Download raw data \(CSV\)](#)  
[Download data dictionary \(PDF\)](#)

# Chino I Granular Activated Carbon

## Volatile Organic Carbon Treatment

TCE

1,2,3-TCP

PFAS

## North Vessels

Four

Treating Four Wells

## South Vessels


Six

Treating Four Wells

Future Thirty SB County Wells



North Vessels



Bore Pit



South Vessels



South Vessels

# Department Training

Month	Training
July	<ul style="list-style-type: none"><li>• ARI Valve</li></ul>
August	<ul style="list-style-type: none"><li>• Defensive Driver</li><li>• Victaulic Couplings</li></ul>
September	<ul style="list-style-type: none"><li>• Certified Reliability Leader</li><li>• Operator Pumps and Seals</li></ul>



Vehicle Inspections



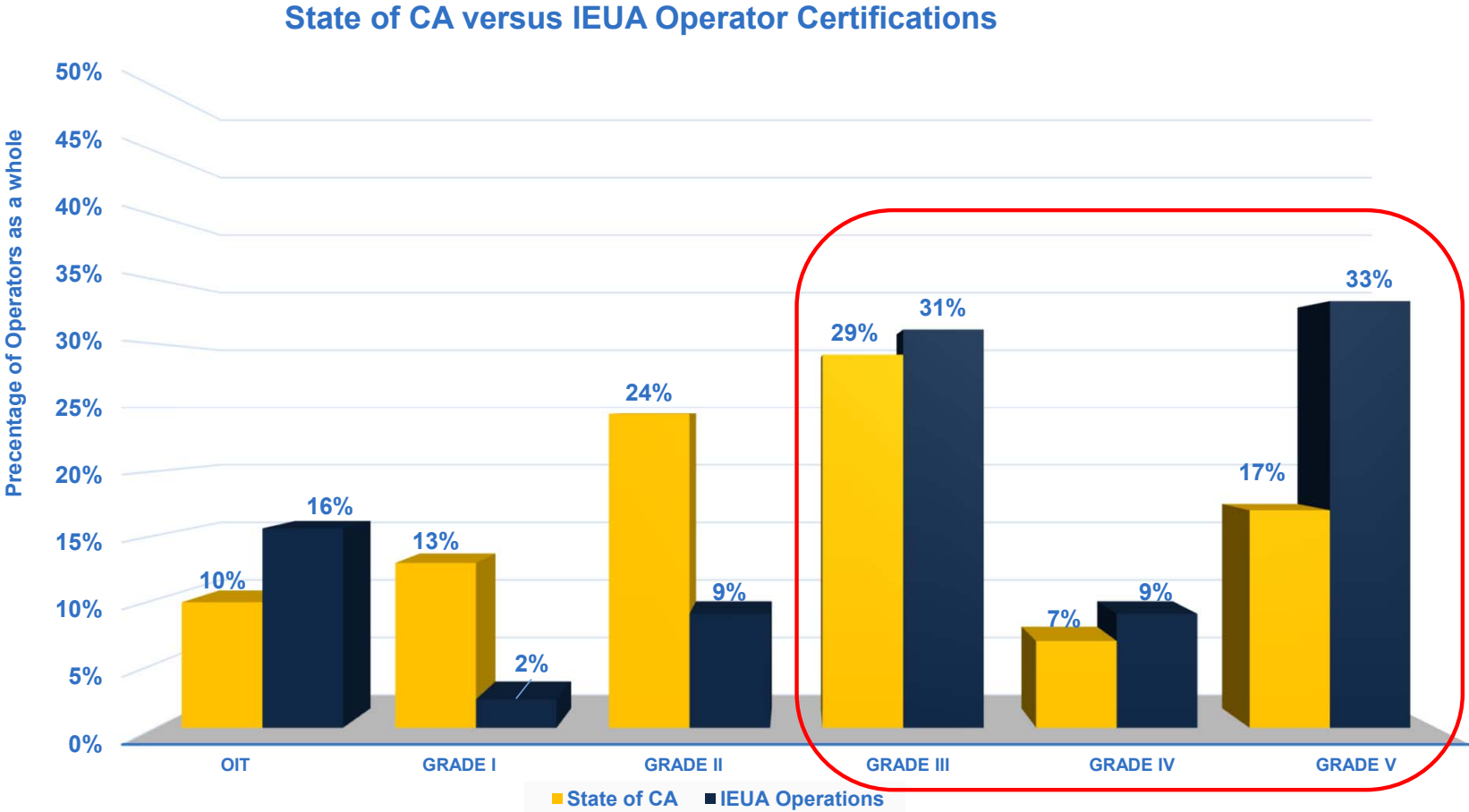
Driving Test



Air & Vacuum Relief Valve Maintenance



# Certification Summary



**INFORMATION  
ITEM**

**31**



**Date:** October 19, 2022

**To:** The Honorable Board of Directors

*ASD*  
**From:** Shivaji Deshmukh, General Manager

**Committee:**

**Staff Contact:** Shivaji Deshmukh, General Manager

**Subject:** Planning & Resources Annual Report & Annual Energy Report

---

**Executive Summary:**

The Inland Empire Utilities Agency (IEUA) monitors and compiles water use data including recycled water use for the Planning Annual Report. IEUA tracks overall water demands and sources of supply from each of its retail agencies. Total water consumption within IEUA's service area for FY 2021/22 was 196,552 AF (177,292 AF of potable water + 19,260 AF of recycled water direct use). Potable water use is down approximately 3% compared to FY 20/21. Recycled water direct use slightly decreased approximately 1.4% compared to FY 20/21.

IEUA's energy consumption, renewable generation performance, and energy efficiency projects are reported in the Annual Energy Report. IEUA consumed 84,470 MWh of electricity, an increase of 4.1% from FY 21/22, of which 10% was generated by its renewable sources.

---

**Staff's Recommendation:**

---

**Budget Impact** *Budgeted (Y/N): Y    Amendment (Y/N): Y    Amount for Requested Approval:*

*Account/Project Name:*

*Fiscal Impact (explain if not budgeted):*

---

**Prior Board Action:**

---

**Environmental Determination:**

Not Applicable

---

**Business Goal:**

---

**Attachments:**




# Planning & Resources Department Quarterly Update

Pietro Cambiaso  
Acting Director of Planning & Resources  
October 2022

# Topics

## IEUA Planning Annual Report and Energy Report FY 2021/2022

- Mission Statement – Key areas of Service
  - Collecting and treating **wastewater**
  - Securing and supplying **imported water**
  - Promoting sustainable use of **groundwater** and development of **local water supplies**
  - Producing high-quality renewable products such as **recycled water**, compost, and **energy**

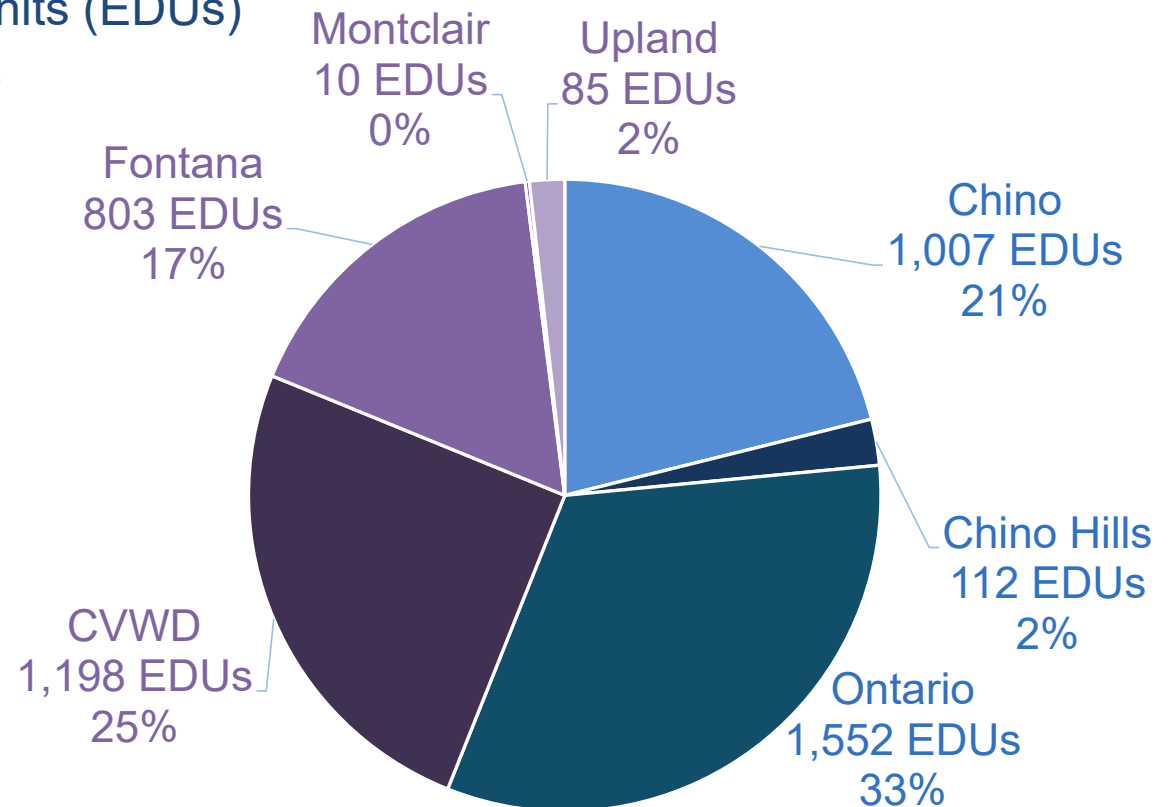


# FY21/22 Building Activity

Total 4,767 Equivalent Dwelling Units (EDUs)

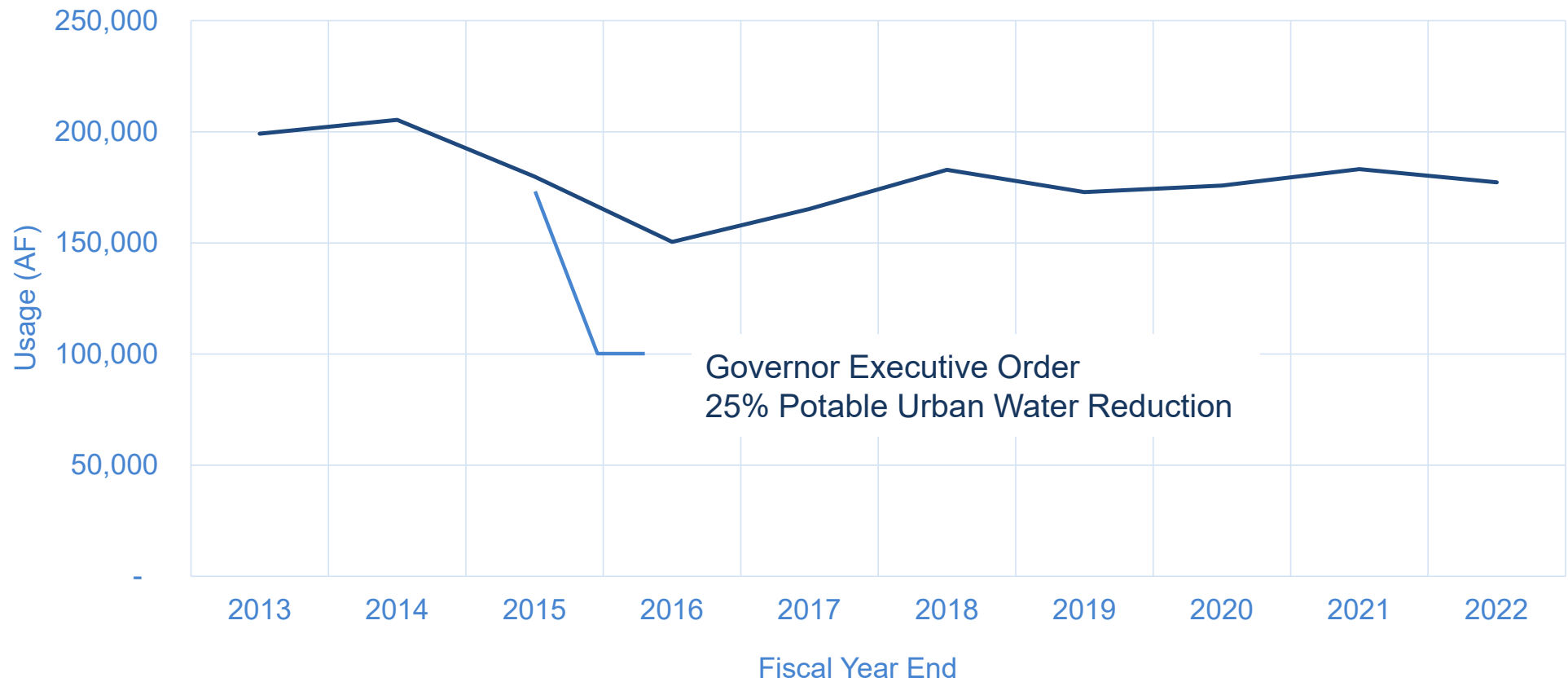
- 2,672 EDUs **South** Service Area (56%)
- 2,096 EDUs **North** Service Area (44%)

\$35.2M funding



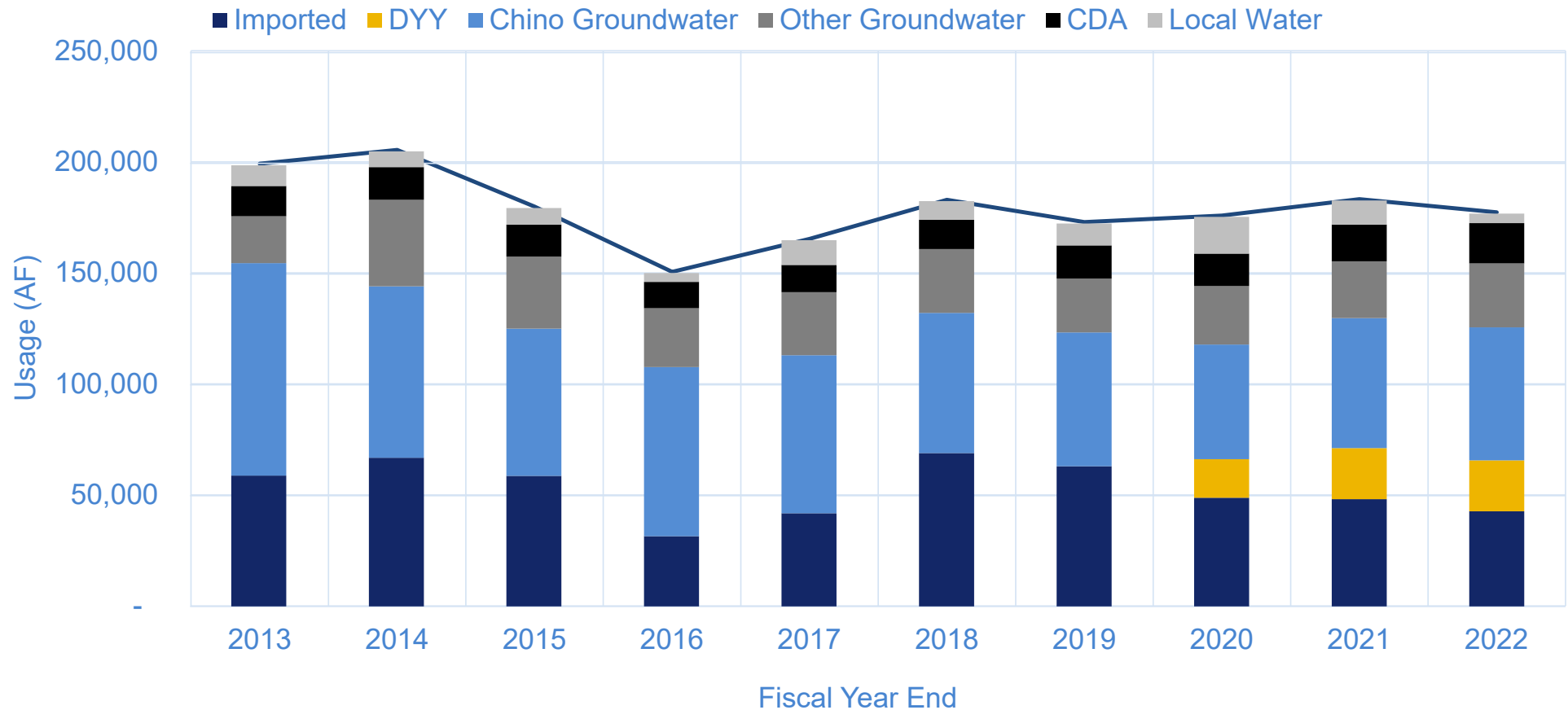
\*Partial EDUs rounded to the nearest whole number

# Regional Potable Water Demand

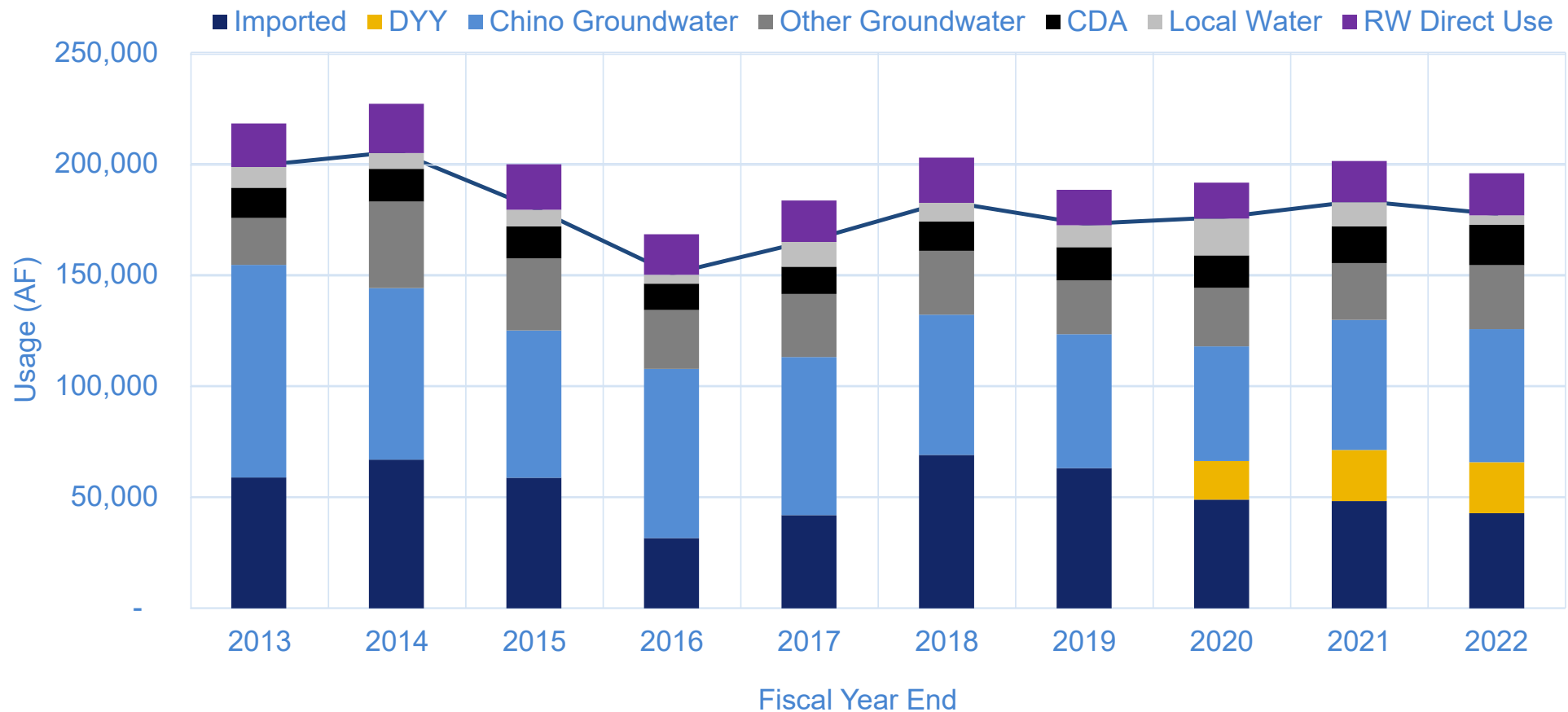




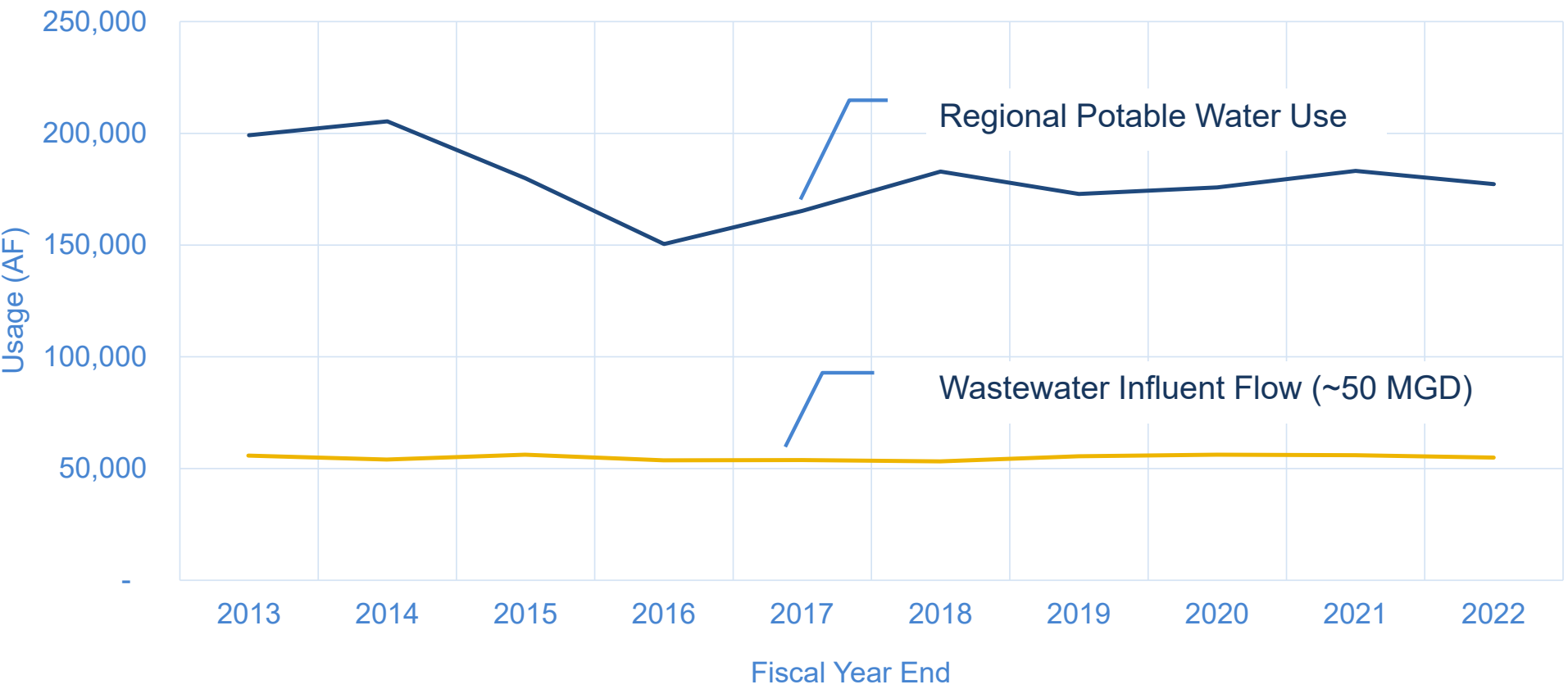
# Regional Potable Water Portfolio



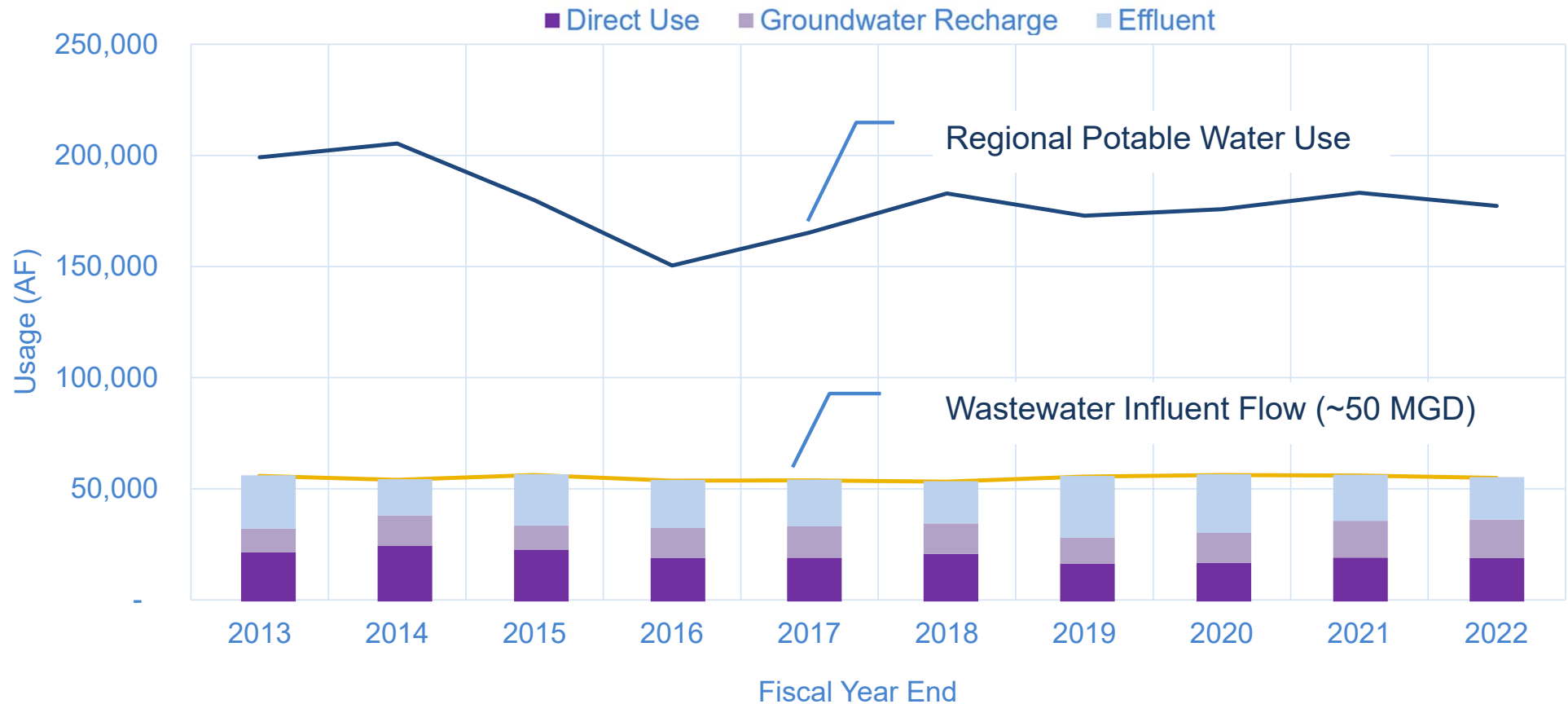
# Regional Total Water Use



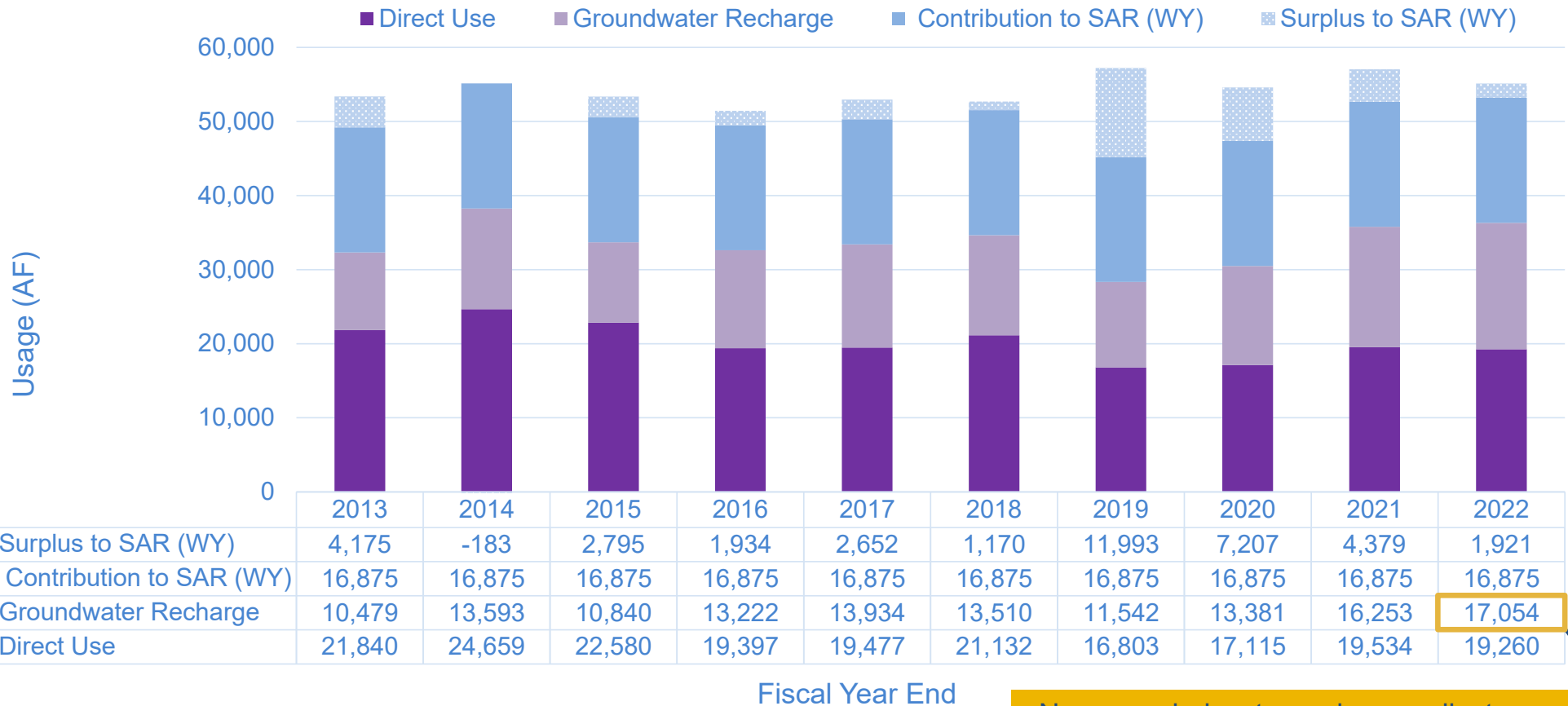
# Regional Potable Water Use and Wastewater Influent Flow



# Regional Potable Water Use Wastewater Influent Flow and Recycled Water

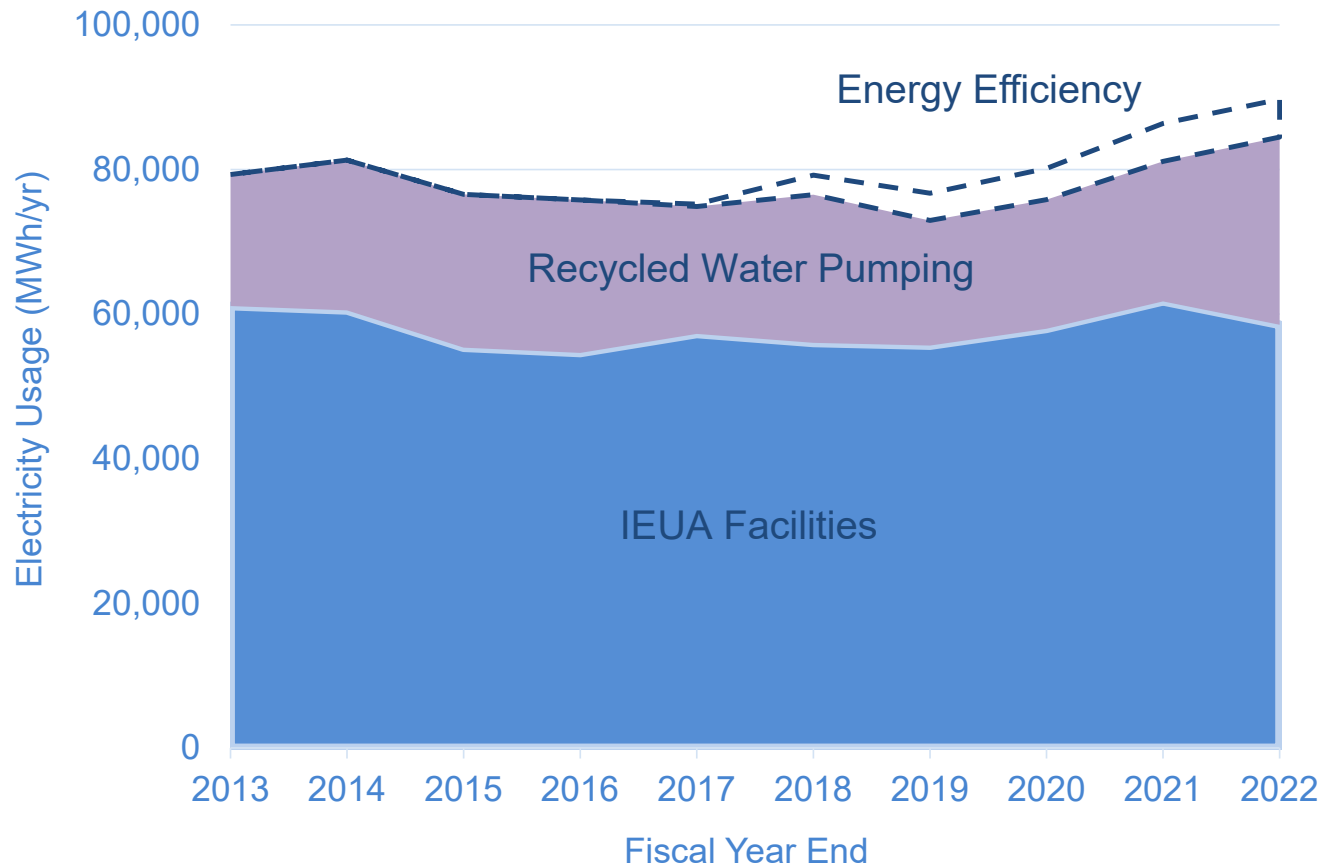


# Recycled Water Use



\*Includes 145 AF IEUA direct usage and 67 AF for County of San Bernardino Direct Usage

# Wastewater and Recycled Water Electricity Usage



## Energy Efficiency Projects

### RP-4 Blower Upgrade and Ammonia Controls

- Expected completion October 2022
- Avoided power usage 141 kW
- Expected annual savings
  - 1,187,000 kWh
  - \$148,000
- SCE Incentive \$98,000





# Planning Annual Report

## Fiscal Year 2021/2022



October 2022

## Contents

INTRODUCTION .....	2
SECTION 1: ANNUAL IEUA SERVICE AREA WATER USE.....	2
Current Potable Water Use .....	3
Projected Imported Water Use.....	3
Current Recycled Water Use.....	6
Projected Recycled Water Use .....	7
Projected Regional Water Use .....	7
SECTION 2: GROUNDWATER RECHARGE DELIVERIES.....	10
Historical Groundwater Recharge Deliveries .....	10
Projected Groundwater Recharge Deliveries .....	12
Dry Year Yield.....	13
SECTION 3: SANTA ANA REGIONAL BASEFLOW OBLIGATION .....	14
Santa Ana River Regional Baseflow Obligation .....	14
SECTION 4: WASTEWATER .....	15
Wastewater Actuals.....	15
Wastewater Projections.....	19
APPENDIX A: ACRONYMS .....	21
APPENDIX B: RETAIL AGENCY WATER USE CHARTS.....	23

## INTRODUCTION

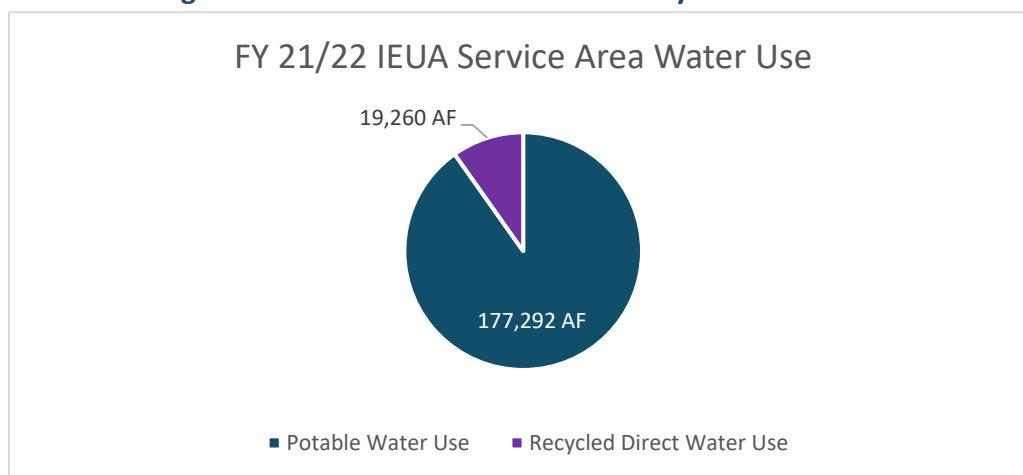
The Inland Empire Utilities Agency (IEUA) is located in Western San Bernardino County and serves approximately 920,000 residents in a 242-square mile service area. As a regional wastewater treatment agency, IEUA provides wastewater utility services to seven regional contracting agencies (RCAs) under the Chino Basin Regional Sewage Service Contract: cities of Chino, Chino Hills, Fontana, Montclair, Ontario, Upland, and Cucamonga Valley Water District (CVWD) in the city of Rancho Cucamonga. In addition to the RCAs, the Agency provides wholesale imported water from the Metropolitan Water District of Southern California (MWD) to seven retail agencies: the cities of Chino, Chino Hills, Ontario, Upland, CVWD in the city of Rancho Cucamonga, Fontana Water Company in the city of Fontana, and the Monte Vista Water District in the city of Montclair.

In addition to providing these key services, IEUA also produces and distributes high quality recycled water, implements the Chino Basin stormwater/groundwater recharge program, and provides regional water resources planning to ensure reliable, cost-effective environmentally responsible water supplies for current and future customers. The purpose of the Planning Annual Report (PAR) is to provide annually updated information about the IEUA service area's potable water, recycled water, groundwater, and wastewater. This report also provides a holistic summary of historic trends, usage patterns, current programs, and future forecasts.

## SECTION 1: ANNUAL IEUA SERVICE AREA WATER USE

IEUA monitors and compiles water use data from each of its retail agencies to track overall water demands and sources of supply. Annual water use is split between potable water usage and the direct use of recycled water. IEUA's regional water usage in FY 21/22 was 196,552 AF (177,292 AF potable usage and 19,260 AF recycled direct usage). Recycled water used for groundwater recharge is not included in this total but can be found in Section 2 of the PAR.

**Figure 1 –Service Area Potable and Recycled Water Use**



## Current Potable Water Use

Total potable water consumption within IEUA's service area for FY 21/22 was 177,292 AF. This is approximately a 3% decrease (5,950 AF) from FY 2020/21 potable consumption of 183,242 AF. The region is now using approximately 14% less potable water than before the drought in FY 13/14 when potable consumption was at 205,381 AF. MWD Tier 1 imported water use in the region slightly decreased from 71,444 AF in FY 20/21 to 65,877 AF in FY 21/22. Both FY 20/21 and FY 21/22 MWD usage includes Dry Year Yield (DYY) water supplies. For more information on DYY, see "Dry Year Yield" in section 2 of the PAR. A breakdown of the IEUA regional usage can be found in Table 2, while a breakdown of the retail water agencies' FY 21/22 water usage can be found in Appendix B.

## Projected Imported Water Use

Demands for MWD Tier 1 imported water brought into the region through IEUA were projected to 2045 as part of the 2020 Urban Water Management Plan (2020 UWMP). The 2020 UWMP imported water demand projections were supplied by the retail agencies to IEUA. IEUA expects imported demand to increase over the next 25 years based on the 2020 UWMP projections. The forecast presented on Table 1 below does not take into account imported water restrictions that may be implemented by MWD due to the recent drought.

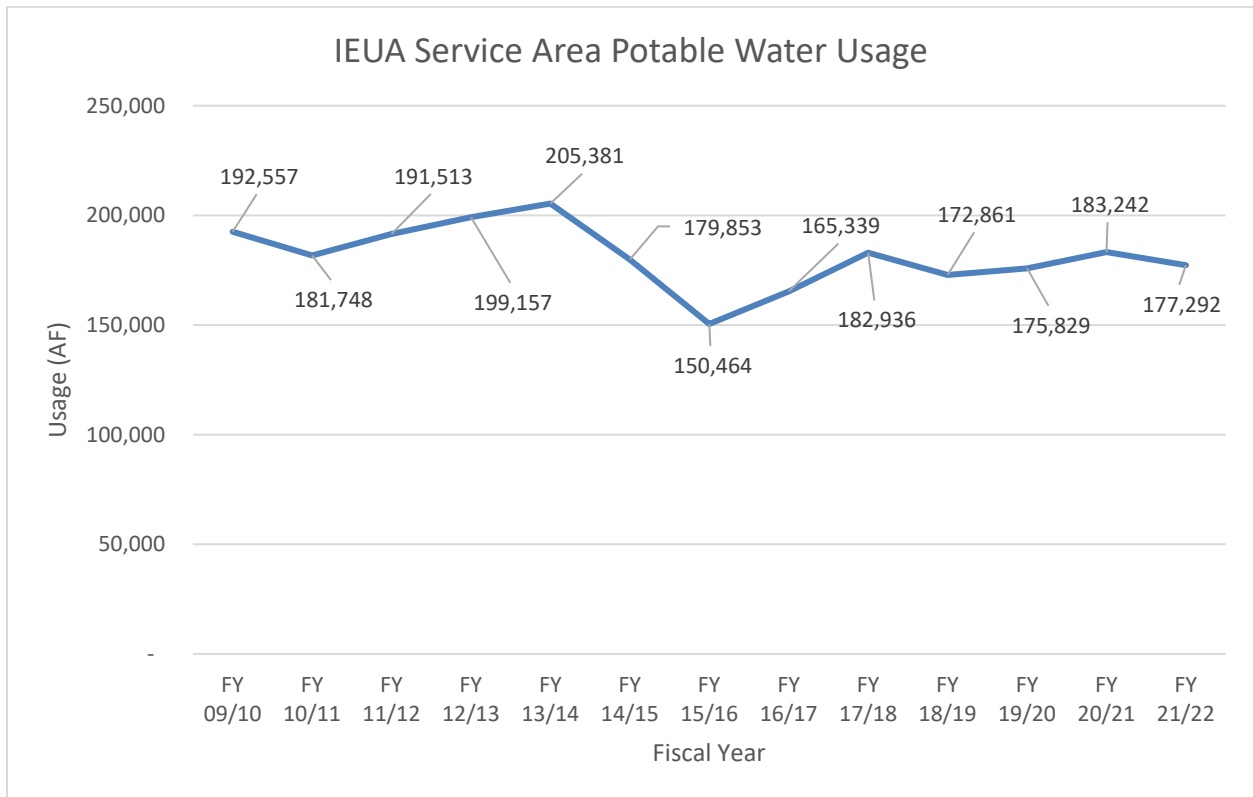
**Table 1 – Projected Imported Water Use Demands by Retail Agency (AF)**

<b>Retail Agency</b>	<b>2025</b>	<b>2030</b>	<b>2035</b>	<b>2040</b>	<b>2045</b>
Chino	5,353	5,353	5,353	5,353	5,353
Chino Hills	7,153	7,367	7,711	7,758	7,802
CVWD	28,369	28,369	28,369	28,369	28,369
FWC	15,000	15,000	15,000	15,000	15,000
MVWD	5,000	5,000	5,000	5,000	5,000
Ontario	11,000	13,000	15,000	17,000	17,000
Upland	5,541	5,541	5,541	5,541	5,541
<b>Total</b>	<b>77,416</b>	<b>79,630</b>	<b>81,974</b>	<b>84,021</b>	<b>84,065</b>

Table 2 – Fiscal Year 2021/2022 Regional Potable Monthly Water Use

		IEUA Service Area Potable Water Use FY21/22 (AF)												
		July	August	September	October	November	December	January	February	March	April	May	June	Total
Purchases from IEUA	Imported MWD	5,913	5,729	5,131	4,298	3,977	3,353	2,677	2,170	2,364	1,747	2,359	3,246	42,965
	DYY Take	2,800	2,800	2,600	2,000	6,800	1,000	-	-	-	2,400	2,513	-	22,913
<b>Subtotal</b>		<b>8,713</b>	<b>8,529</b>	<b>7,731</b>	<b>6,298</b>	<b>10,777</b>	<b>4,353</b>	<b>2,677</b>	<b>2,170</b>	<b>2,364</b>	<b>4,147</b>	<b>4,872</b>	<b>3,246</b>	<b>65,877</b>
Production	Chino Groundwater	4,668	4,418	3,910	4,021	3,407	2,463	3,952	5,892	7,001	5,476	6,508	8,332	60,049
	Other Groundwater	3,119	3,573	3,004	1,979	1,944	1,840	1,871	1,819	2,139	2,052	2,608	2,937	28,885
	Local Surface Water	358	262	203	227	302	386	1,141	968	681	700	599	391	6,218
<b>Subtotal</b>		<b>8,144</b>	<b>8,253</b>	<b>7,118</b>	<b>6,227</b>	<b>5,652</b>	<b>4,688</b>	<b>6,964</b>	<b>8,680</b>	<b>9,821</b>	<b>8,228</b>	<b>9,715</b>	<b>11,660</b>	<b>95,152</b>
Purchases	CDA	1,457	1,541	1,600	1,638	1,577	1,474	1,535	1,123	1,600	1,621	1,482	1,557	18,205
	CVWD	-	-	-	-	-	-	-	-	-	-	-	-	-
	MVWD	594	697	675	313	286	165	218	330	324	271	438	290	4,601
	SAWCo	916	861	649	391	552	463	672	664	873	864	934	910	8,749
	West End	161	149	135	77	86	68	127	142	133	110	103	119	1,409
<b>Subtotal</b>		<b>3,128</b>	<b>3,247</b>	<b>3,059</b>	<b>2,419</b>	<b>2,501</b>	<b>2,170</b>	<b>2,552</b>	<b>2,259</b>	<b>2,930</b>	<b>2,866</b>	<b>2,958</b>	<b>2,876</b>	<b>32,964</b>
Sales	Chino Hills	(877)	(941)	(878)	(643)	(571)	(276)	(266)	(496)	(506)	(478)	(764)	(598)	(7,294)
	Ontario	(39)	(39)	(37)	(38)	(37)	(38)	(40)	(35)	(37)	(29)	(36)	(26)	(430)
	MVWD	(44)	(44)	(42)	(43)	(92)	(142)	(57)	(40)	(41)	(33)	(41)	(29)	(647)
	Upland	(877)	(822)	(612)	(353)	(465)	(498)	(620)	(629)	(836)	(835)	(898)	(884)	(8,330)
<b>Subtotal</b>		<b>(1,837)</b>	<b>(1,845)</b>	<b>(1,569)</b>	<b>(1,078)</b>	<b>(1,165)</b>	<b>(953)</b>	<b>(982)</b>	<b>(1,200)</b>	<b>(1,420)</b>	<b>(1,375)</b>	<b>(1,739)</b>	<b>(1,538)</b>	<b>(16,701)</b>
<b>Total</b>		<b>18,149</b>	<b>18,184</b>	<b>16,339</b>	<b>13,867</b>	<b>17,765</b>	<b>10,257</b>	<b>11,211</b>	<b>11,909</b>	<b>13,695</b>	<b>13,866</b>	<b>15,805</b>	<b>16,244</b>	<b>177,292</b>

**Figure 2 – IEUA Service Area Potable Water Use**





## Current Recycled Water Use

IEUA is the wholesale recycled water provider to the RCAs which work as or with retail agencies to directly serve their customers. IEUA contracting/retail water agencies which served recycled water in 2021/22 include:

- City of Chino
- City of Chino Hills
- Cucamonga Valley Water District (CVWD)
- City of Fontana (through FWC)
- City of Montclair (through MVWD)
- City of Ontario
- City of Upland

Fontana Water Company (FWC) and Monte Vista Water District (MVWD) are the water retailers in the Cities of Fontana and Montclair, respectively, but are not IEUA regional contracting agencies. FWC and MVWD retail recycled water obtained from their overlying cities, which are IEUA regional contracting agencies. San Bernardino County is currently a direct use customer of IEUA based on long standing historical contracts. Total recycled water direct use within the region was 19,260 AF in FY 21/22.

**Table 3 – Recycled Water Demand by Agency for FY 21/22**

<b>Retail Agency</b>	<b>Direct Use (AF)</b>	<b>Percent of Direct Demand</b>
Chino	5,222	27%
Chino Hills	1,615	8%
CVWD	1,154	6%
Fontana/FWC	375	2%
Montclair/MVWD	342	2%
Ontario	9,593	50%
Upland	747	4%
IEUA	145	1%
San Bernardino County	67	0.4%
<b>Total</b>	<b>19,260</b>	<b>100%</b>

## Projected Recycled Water Use

Direct recycled water use in the IEUA service area has been projected out to 2040 in both the 2020 UWMP and as part of the Recycled Water Demand Forecast Technical Memorandum (Demand Forecast). The 2020 UWMP recycled water projections were supplied by the retail agencies to IEUA as part of the 2020 UWMP. The Demand Forecast recycled water projections utilized land use-based demand modeling completed by IEUA in conjunction with the retail agencies in 2015 and were subsequently updated in 2021.

**Table 4 – Projected Recycled Water Direct Use Demand by Retail Agency (AF)**

Retail Agency	Projection Source	2025	2030	2035	2040
Chino	2020 UWMP	4,500	4,500	4,000	3,800
	Demand Forecast	5,498	5,780	5,961	6,178
Chino Hills	2020 UWMP	1,609	1,609	1,609	1,609
	Demand Forecast	1,858	2,047	2,047	2,626
CVWD	2020 UWMP	1,800	2,000	2,000	2,000
	Demand Forecast	2,032	2,288	2,513	2,674
FWC	2020 UWMP	1,000	1,500	2,000	2,500
	Demand Forecast	994	1,392	1,911	2,000
MVWD	2020 UWMP	1,100	1,100	1,100	1,100
	Demand Forecast	359	363	396	398
Ontario	2020 UWMP	12,168	13,465	14,330	16,059
	Demand Forecast	9,188	10,383	10,814	12,820
Upland	2020 UWMP	703	703	703	703
	Demand Forecast	940	1,022	1,062	1,158
<b>Total</b>	<b>2020 UWMP</b>	<b>22,880</b>	<b>24,877</b>	<b>25,742</b>	<b>27,771</b>
	<b>Demand Forecast</b>	<b>20,869</b>	<b>23,275</b>	<b>24,704</b>	<b>27,854</b>

## Projected Regional Water Use

Projected water use was calculated as part of the development of the 2020 UWMP. IEUA collected each retail agencies' projected water use from their respective UWMP and totaled the use to obtain a regional water use projection. Regional water use projections include both potable and recycled water direct use.

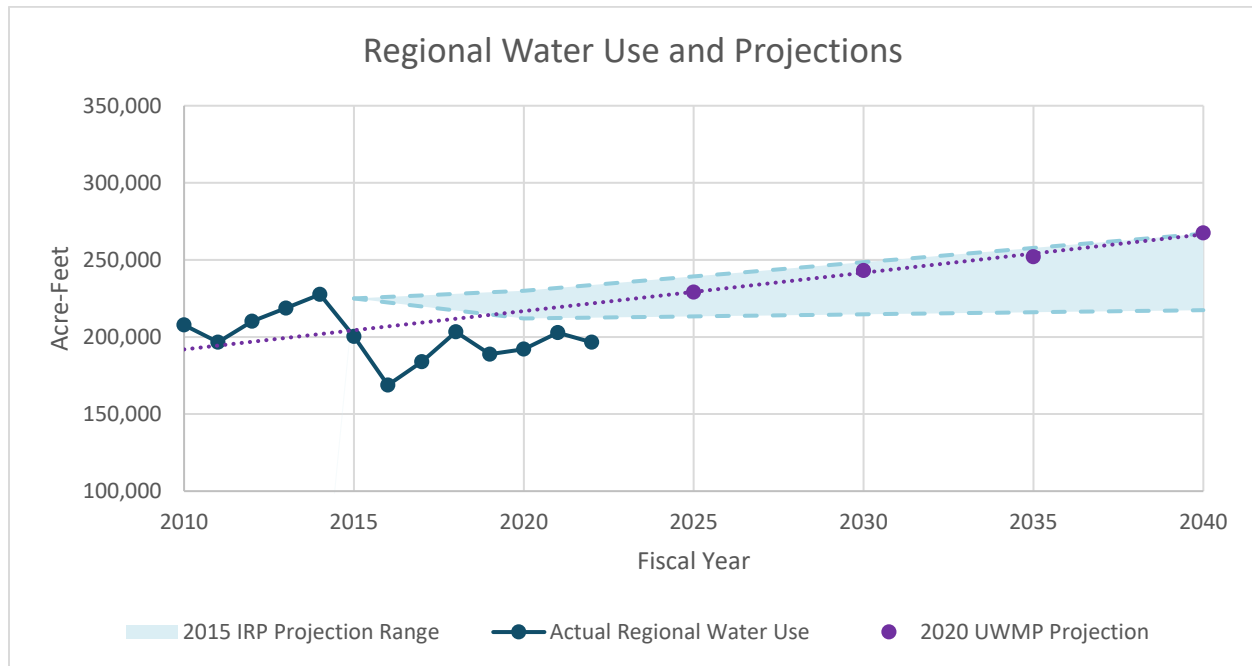
**Table 5 – 2020 UWMP Projected Water Demand by Retail Agency (AF)**

<b>Retail Agency</b>	<b>2025</b>	<b>2030</b>	<b>2035</b>	<b>2040</b>	<b>2045</b>
Chino	20,843	22,310	23,087	23,963	25,108
Chino Hills	17,120	17,334	17,678	17,725	17,769
CVWD	53,369	58,092	59,650	60,949	60,949
FWC	45,593	46,909	47,665	50,442	51,943
MVWD	14,232	14,564	15,175	15,437	15,706
Ontario	52,550	58,513	63,406	73,668	73,668
Upland	25,328	25,328	25,328	25,328	25,328
<b>Total</b>	<b>229,035</b>	<b>243,050</b>	<b>251,989</b>	<b>267,512</b>	<b>270,471</b>

Projected water use was also calculated as part of the 2015 Integrated Resources Plan (2015 IRP), which developed a range of demand possibilities to accommodate for future uncertainty caused by the various demand factors including climate change. This analysis came from demand modeling conducted as part of the 2015 IRP and 2015 Urban Water Management Plan (2015 UWMP), which found that new developments in the region are more water efficient due to changes in the plumbing code, higher density developments with less landscaping, and compliance landscape ordinance requirements set forth in AB1881.

**Table 6 – 2015 IRP Demand Forecast (AF)**

<b>Urban M&amp;I Forecast</b>	<b>2015</b>	<b>2020</b>	<b>2040</b>
High Forecast	225,000	230,000	267,000
Medium Forecast	225,000	220,100	238,600
Low Forecast	225,000	212,000	217,400

**Figure 3 – IEUA Regional Water Use and Projections**

The 2020 UWMP and 2015 IRP both reach approximately 267,000 AF in the year 2040. However, IEUA's actual FY 21/22 regional water use of 196,552 AF (177,292 AF potable use and 19,260 AF recycled direct use) is below the 2020 low demand forecast of 212,000 AF outlined in IEUA's 2015 IRP. A continuous focus on water use efficiency and per capita reductions, as required in SB X7-7, AB 1668, and SB 606 is anticipated to reduce per capita water use and demands. IEUA anticipates a slight decrease in FY22/23 water use due to conservation efforts related to the severe drought impacting the region. Long-term demands are not expected to exceed the peak 10-year demand reached during FY 13/14.

An increase to the number of Meter Equivalent Units (MEUs) in the region is anticipated. For FY 22/23 it is projected that the region will contain 418,094 MEUs, an increase of 4,268 MEUs from FY 21/22's actual MEUs count of 413,826.

**Table 7 – Projected MEUs**

<b>Retail Agency</b>	<b>FY 21/22 Actual MEUs</b>	<b>FY 22/23 Projected MEUs</b>
Chino	40,238	40,367
Chino Hills	38,924	39,305
CVWD	106,006	106,172
FWC	91,413	92,440
MVWD	21,979	22,009
Ontario	78,166	79,788
Upland	33,966	34,384
WVWD	3,134	3,629
<b>Total</b>	<b>413,826</b>	<b>418,094</b>

## SECTION 2: GROUNDWATER RECHARGE DELIVERIES

### Historical Groundwater Recharge Deliveries

The Chino Basin is one of the largest groundwater basins in Southern California containing approximately 5,000,000 AF of water with an un-used storage capacity of approximately 1,000,000 AF. Groundwater from the Chino Basin accounts for approximately 34% of FY 21/22, regional water supplies. The Chino Basin is an adjudicated basin and has been overseen by the Chino Basin Watermaster (CBWM) since 1978. The basin is dependent on rainfall and supplemental sources for recharge.

IEUA, in coordination with CBWM, the Chino Basin Water Conservation District (CBWCD), and San Bernardino County Flood Control District (SBCFCD) capture water for replenishment. Sources include recycled water from IEUA's regional water recycling plants, stormwater and dry weather flow capture, and imported water recharge.

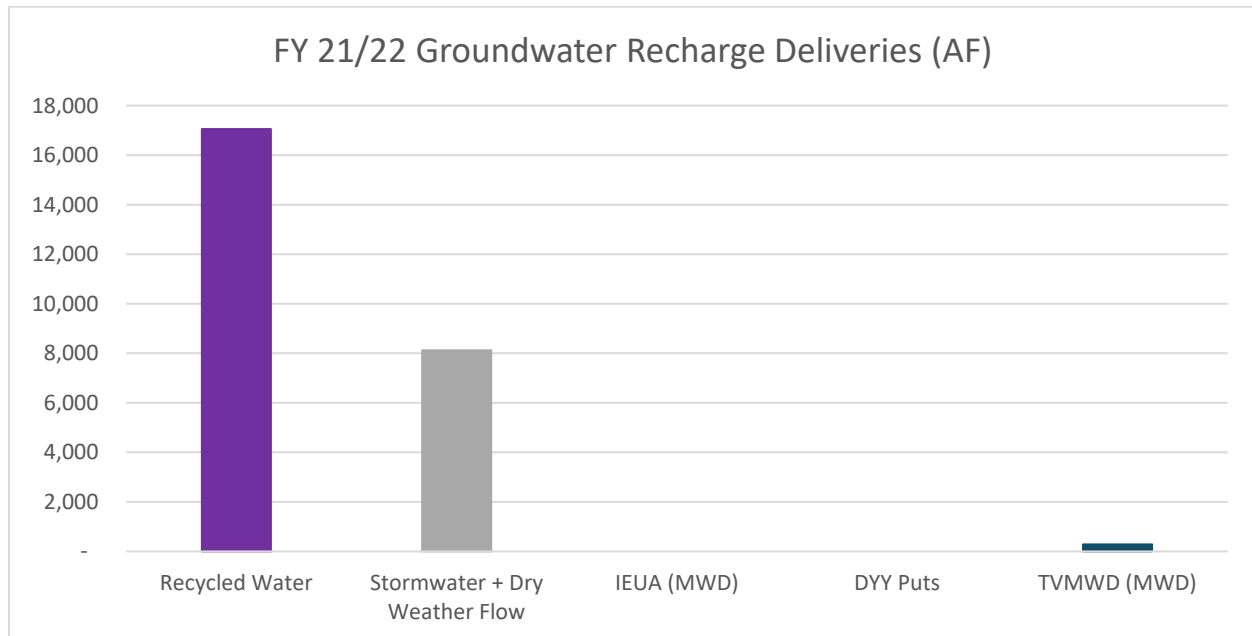
Recharged imported water is either purchased by a local agency, requested by the Chino Basin Watermaster to maintain safe operating yield of the basin, used to blend down recharged recycled water TDS levels, or as part of the Chino Basin Dry-Year Yield (DYY) Program. Total groundwater recharge delivered to the Chino Basin in FY 21/22 was 25,441 AF. Groundwater recharge deliveries is water delivered to recharge facilities and does not take into consideration evaporative or other losses that may occur prior to recharge.

**Table 8 – FY 21/22 Groundwater Recharge Sources**

Groundwater Recharge Source	Recharge (AF)
Recycled Water	17,054
Stormwater & Dry Weather Flow	8,120
Imported Water	267
IEUA (MWD)	0
DYY Puts*	0
TVMWD (MWD)**	267
<b>Total</b>	<b>25,441</b>

\*DYY Puts Exclude aquifer storage and recovery

\*\* Three Valleys Municipal Water District (TVMWD) purchases water directly from MWD.

**Figure 4 – FY 21/22 Groundwater Recharge Deliveries**

Recycled water groundwater recharge use was 17,054 AFY in FY 21/22, up 5% from FY 20/21's recycled water ground water recharge of 16,253 AF. Recycled water is recharged by IEUA on behalf of its RCAs and retail water agencies.

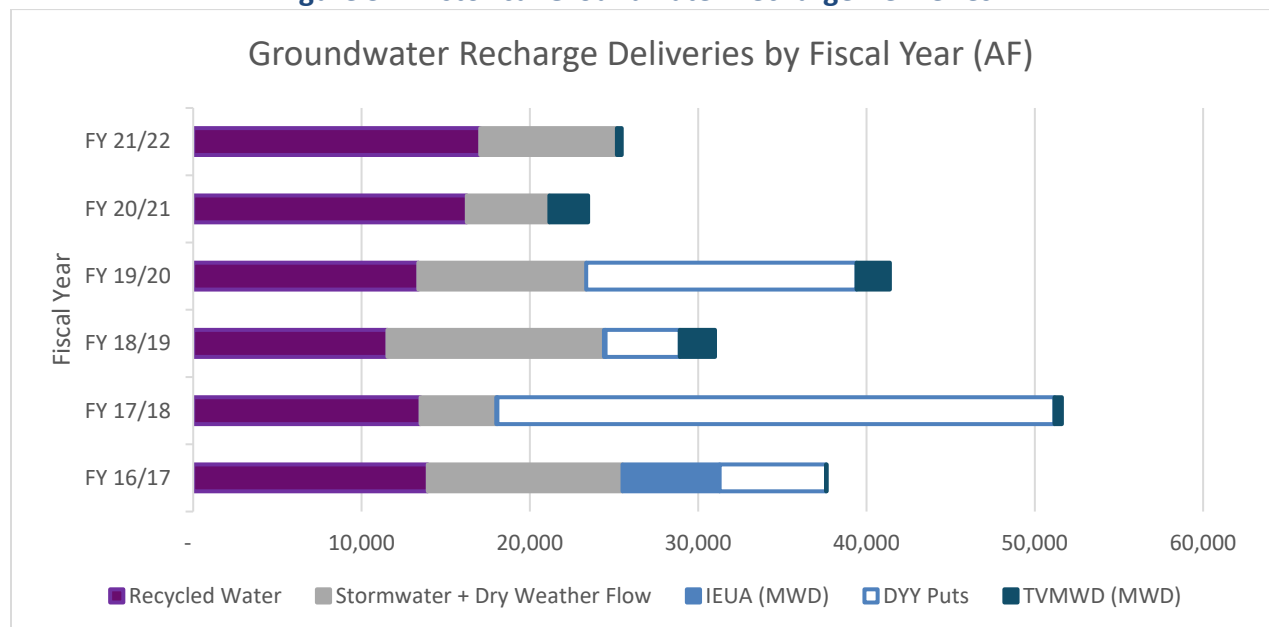


**Table 9 – FY 21/22 Recycled Groundwater Recharge Deliveries by Agency**

Retail Agency	Recharge (AF)
Chino	-
Chino Hills	1,472
CVWD	5,090
Fontana/FWC	4,311
Montclair/MVWD	687
Ontario	3,933*
Upland	1,562
<b>Subtotal</b>	<b>17,054</b>

*\*Value may adjust as allocations are still being finalized*

FY 21/22 was the highest recycled water recharge recorded to date at over 17,000 AF. The decrease in overall recharge from all sources compared to previous years is due in part to lower precipitation rates reducing stormwater availability and MWD not requesting the storage of any water for the DYY program in FY 21/22.

**Figure 5 – Historical Groundwater Recharge Deliveries**

## Projected Groundwater Recharge Deliveries

It is projected that future groundwater recharge delivery projections will remain at an estimated 16,420 AFY of recycled water as outlined in the 2018 Recharge Master Plan Update. Due to the unpredictability of storm events and variability of imported water for groundwater recharge in the IEUA region, the five-year average was taken to determine the projected recharge of stormwater and dry weather flows and imported water. Table 10 below shows the 5-year

recharge averages for recycled water, stormwater and dry weather flows, and imported water. The imported groundwater projections do not include DYY program values.

**Table 10 – Projected Groundwater Recharge Deliveries by Source**

Groundwater Recharge Source	Projected Groundwater Recharge (AF)
Recycled Water	16,420
Stormwater + Dry Weather Flow	8,071
Imported Water (No DYY)	2.163
<b>Total</b>	<b>26,653</b>

## Dry Year Yield

The DYY program provides for the storage of up to 100,000 AF of water in a MWD Storage Account in the Chino Basin pursuant to the Groundwater Storage Program Funding Agreement dated June 2003 and as subsequently amended. Signatories to the Phase I Agreement are:

- Metropolitan Water District of Southern California
- Inland Empire Utilities Agency
- Three Valleys Municipal Water District
- Chino Basin Watermaster

The DYY Agreement provides for storage of up to 25,000 AF per year unless Chino Basin Watermaster allows for more, and extraction, at MWD's call during dry years, of up to 33,000 AF per year not to exceed the amount of water in the Metropolitan Storage Account (DYY Account). In February 2019, the signatories expanded the extraction provisions so that water could be voluntarily extracted from the DYY Account outside of call years, with approval from the signatories.

From June 2017 through June 2020 a total of 63,308 AF were stored in the DYY Account; 58,372 AF by groundwater recharge and 4,936 AF by Aquifer Storage and Recovery (ASR) injected water. From July 2019 through June 2022 Cucamonga Valley Water District and Fontana Water Company have voluntarily extracted 63,308 AF, leaving the account with a balance of 0 AF.

**Table 11 – DYY Account Balance**

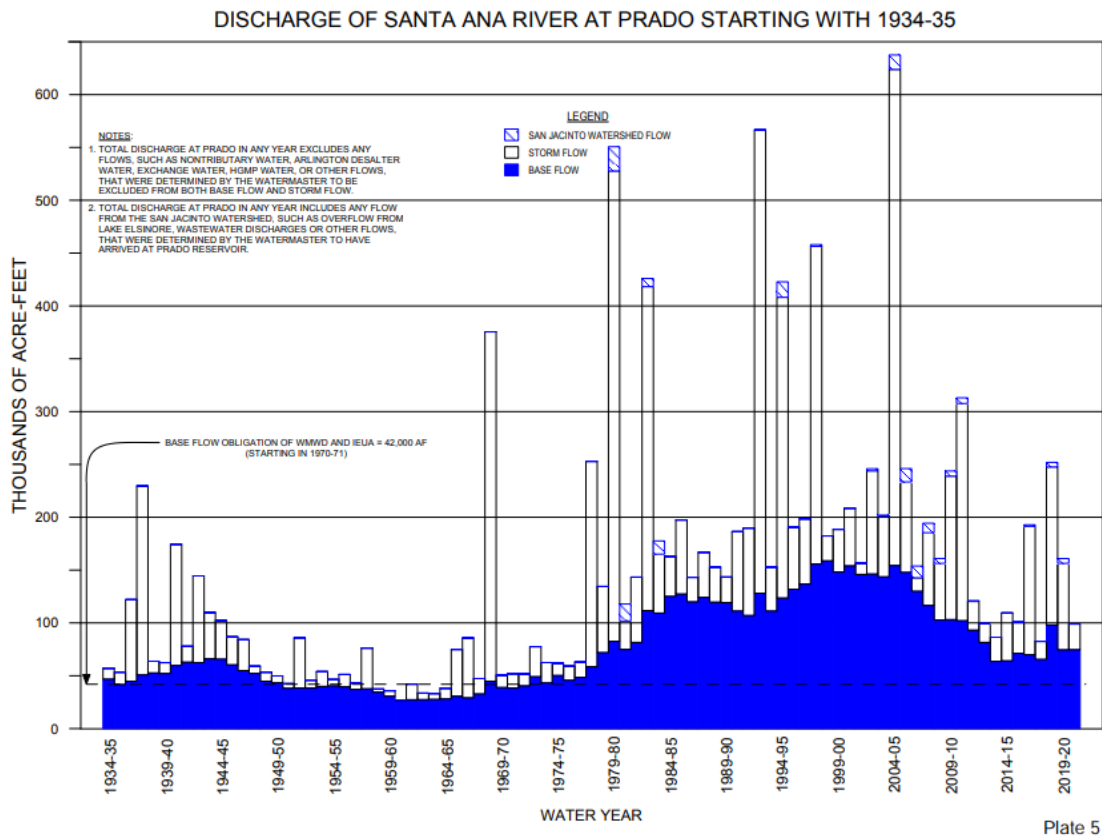
<b>DYY Account Balance (June 2017-June 2022)</b>	
<b>“PUTS”</b>	
Recharged Water	58,372 AF
ASR Injection	4,936 AF
<b>“TAKES”</b>	
CVWD	55,808 AF
FWC	7,500 AF
<b>Total</b>	<b>0 AF</b>

The DYY account balance for FY 21/22 is shown in Table 11. The account balance is currently at 0 AF. At this time, there is no plan to store additional water in the DYY account.

### **SECTION 3: SANTA ANA REGIONAL BASEFLOW OBLIGATION**

#### **Santa Ana River Regional Baseflow Obligation**

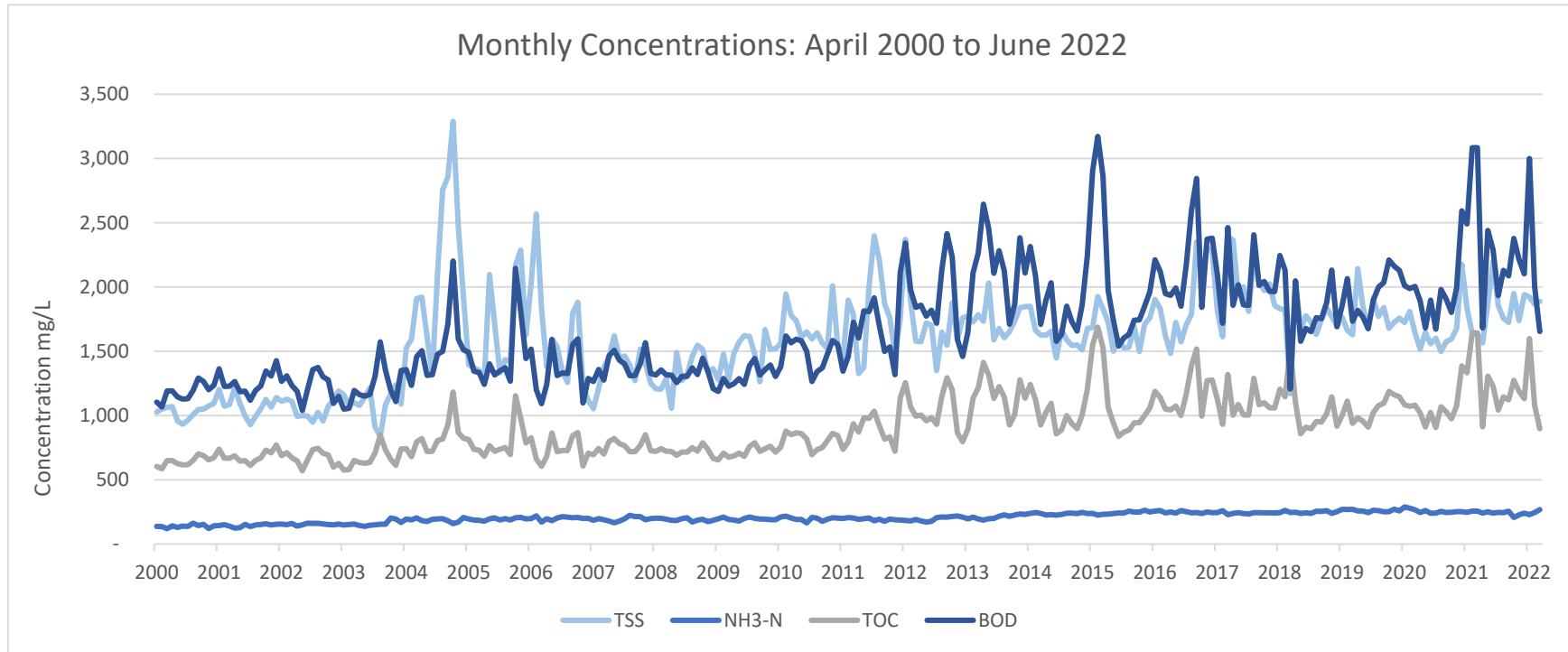
The Santa Ana River has a regional baseflow obligation established by past judgment. The baseflow obligation is a joint obligation between IEUA and Western Municipal Water District to ensure an average of 42,000 AF at Prado Dam. The minimum baseflow obligation was reduced to 34,000 AF after 1986 as long as no cumulative baseflow debt exists. In Water Year 2020/2021, baseflow at Prado Dam was 74,580 AF. More information about the Santa Ana River baseflow obligation can be found in the Santa Ana River Watermaster Annual Report.

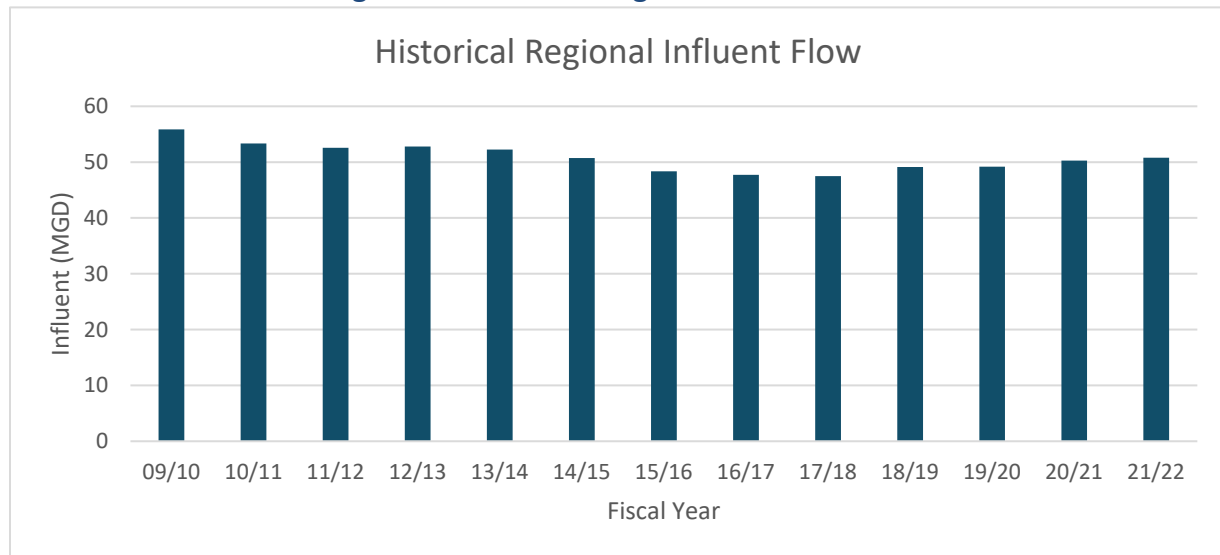
**Figure 6 – Discharge of Santa Ana River at Prado**

## SECTION 4: WASTEWATER

### Wastewater Actuals

Over the past decade the IEUA service area has experienced an increase in indoor water use efficiency as a direct result of drought, shifting public policy, more efficient building and plumbing codes, and effective conservation program campaigns. This increased efficiency has decreased the volume of wastewater flows received by IEUA treatment plants by approximately 10% since 2010. The flows have slightly increased over the last year, likely due to the regional population continuing to grow. Still, the combination of an increased population but overall reduced wastewater flow has resulted in an increase in the strength of the wastewater coming into IEUA's treatment facilities. This trend of increased wastewater strength is expected to continue as both the population and regional water efficiency standards continue to increase. Current and future wastewater treatment plant expansions are driven by the increased strength of wastewater flows to the facilities, rather than the volume of flows to the facilities.

**Figure 7 – Monthly Concentrations: April 2000 – June 2022**

**Figure 8 – Historical Regional Influent Flows**

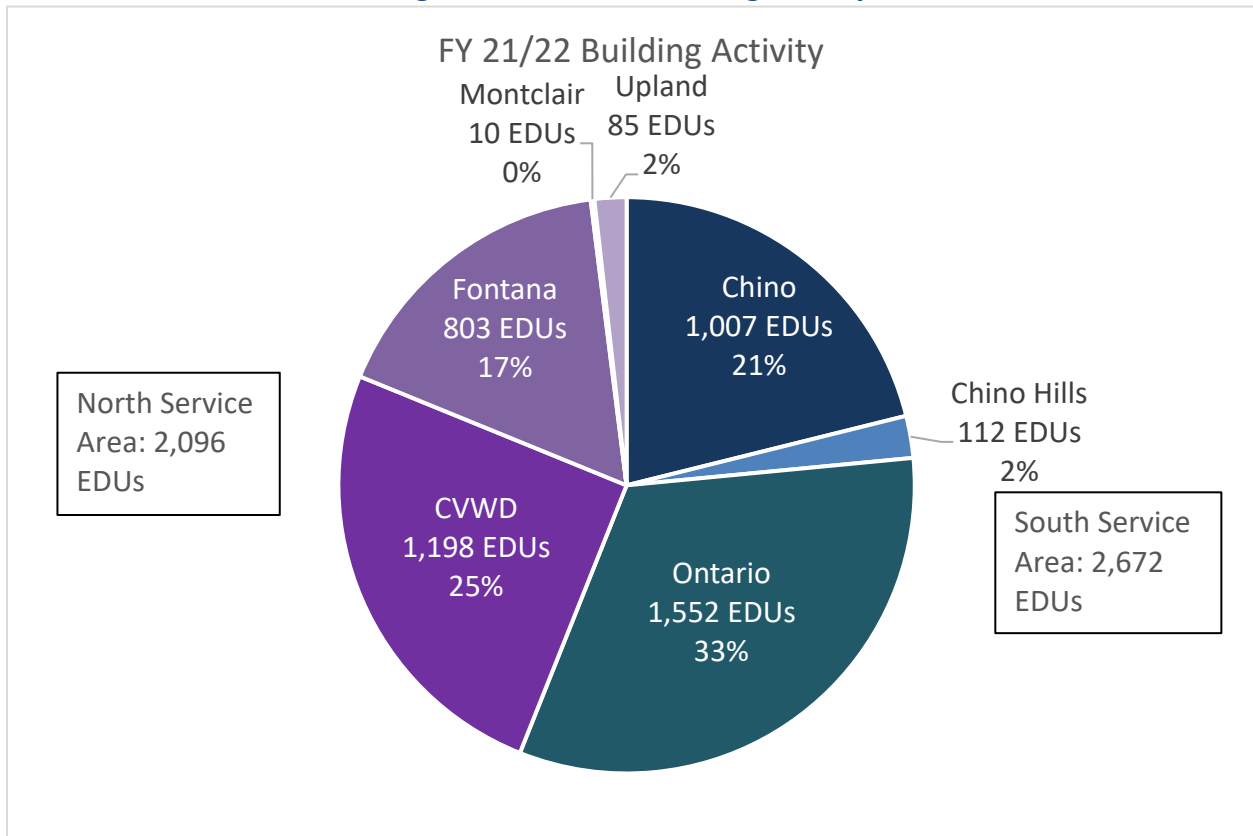
While wastewater flows have generally decreased since FY 09/10, recycled water use has increased. This increase in recycled water utilization can at least partially be attributed to the San Bernardino Avenue Lift Station and the Montclair Lift Station. The Montclair Lift Station pumps wastewater from portions of Montclair, Upland, and Chino to IEUA's RP-1 and CCWRF treatment plants. The San Bernardino Ave Pump Station pumps a portion of the flow from the City of Fontana to IEUA's RP-4 treatment plant. Together, these lift stations help shift flows that would naturally flow from one portion of the service area to a different treatment plant to balance flows and keep water in the northern portion of the service area. This shift in flows allows IEUA to maximize the potential for recycled water use, especially as the majority of recycled water groundwater recharge activity occurs in the northern portion of the service area. These lift stations also increase regional system flexibility and allow the treatment plants to operate as an interconnected system.

Equivalent Dwelling Unit (EDU) activity had increased in FY 21/22 with the addition of 4,767 EDUs to the region. The additional EDUs added in FY 21/22 were 4,377 EDUs lower than the RCAs projections of 9,144 EDUs and 767 EDUs more than the IEUA Budgeted Projections of 4,000 EDUs. Two sets of projections exist to allow for conservative estimates on both the flow and financial aspects of EDUs. The RCAs provide growth projections per the Regional Sewage Service Contract, which are then used to determine plant treatment capacity needs. Budgeted projections on the other hand are used by IEUA to project future funding needs. To ensure fund availability, budgeted projections are conservatively low. The result of both sets of projections is the assumption that projections are conservative, ensuring IEUA treatment plants can handle the added load while also ensuring the agency does not over project fund availability. Moving forward, IEUA will work with the RCAs to develop land use model-based growth projections to enhance projection reliability.

Table 12 – Historical EDU Activity

Building Activity FY 15/16 through FY 21/22			
Year	Building Activity (EDUs)	IEUA Projections (EDUs)	RCA Projections (EDUs)
FY 15/16	4,787	4,330	5,849
FY 16/17	5,189	3,000	5,277
FY17/18	5,223	4,000	5,442
FY 18/19	3,459	4,000	6,149
FY 19/20	3,435	4,000	6,390
FY 20/21	5,281	4,000	9,013
FY 21/22	4,767	4,000	9,144

Figure 9 – FY 21/22 Building Activity



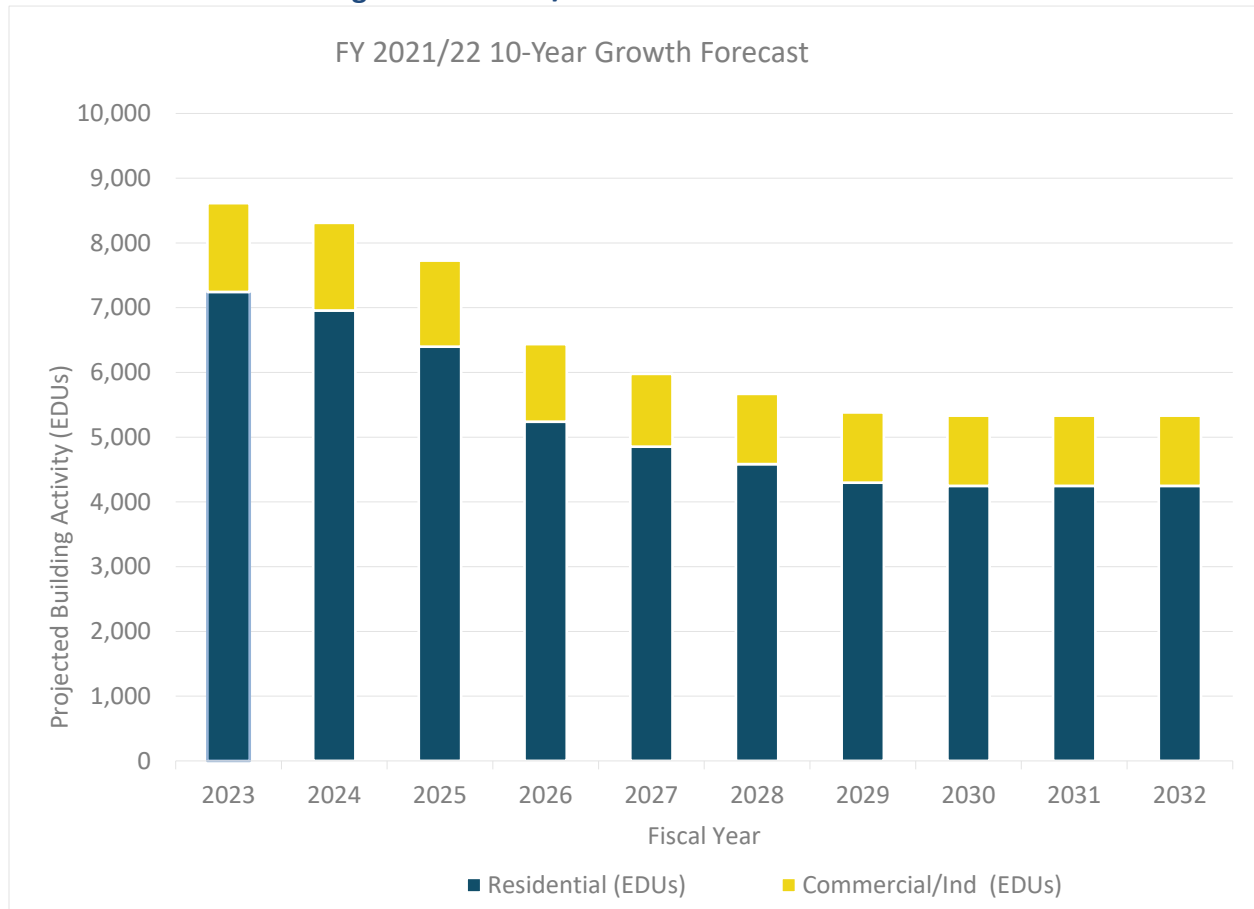


## Wastewater Projections

Wastewater flow forecasts are conducted annually and are based on four main components: (1) historical wastewater flow trends; (2) per dwelling unit wastewater generation factors, based on the 2015 Wastewater Facilities Master Plan Update (WWFMPU) projections; (3) actual influent flows measured at the treatment plants; and (4) expected future growth numbers provided by the RCAs. These projections are used to determine future demands on the Agency's facilities and help anticipate the need for modifications to treatment plants and solids handling facilities.

The WWFMPU identified the projected flows to the treatment plants in 2035 through 2060. The WWFMPU estimates that there will be a regional flow of 73.5 MGD by 2035 and an ultimate/build-out flow of 80 MGD by 2060. The increase in flows implies that there will be facility expansions over the next 20 years.

IEUA staff and RCAs are in the process of updating the 10-year demand forecast. The draft results of the 10-year capacity demand forecast survey are summarized in Figure 10 below. Approximately 73% of the projected growth over the next ten years is anticipated to be from new development in the City of Ontario and City of Fontana service areas; building activity is projected to be approximately 80% residential and 20% commercial/industrial.

**Figure 10 – FY 21/22 10-Year Growth Forecast**

*\*Projected building activity is expected to change once forecast is finalized*

## **APPENDIX A: ACRONYMS**

**AF: Acre Feet**

**AFY: Acre Feet per Year**

**ASR: Aquifer Storage and Recovery**

**CBWCD: Chino Basin Water Conservation District**

**CBWM: Chino Basin Water Master**

**CDA: California Desalter Authority**

**CVWD: Cucamonga Valley Water District**

**DYY: Dry Year Yield Program**

**EDU: Equivalent Dwelling Unit**

**FWC: Fontana Water Company**

**IEUA: Inland Empire Utilities Agency**

**IRP: 2015 Integrated Resource Plan**

**MEUs: Meter Equivalent Units**

**MGD: Million Gallons per Day**

**MVWD: Monte Vista Water District**

**MWD: Metropolitan Water District of Southern California**

**SPAR: Strategic Planning Annual Report**

**RCAs: Regional Contracting Agencies**

**SAR: Santa Ana River**

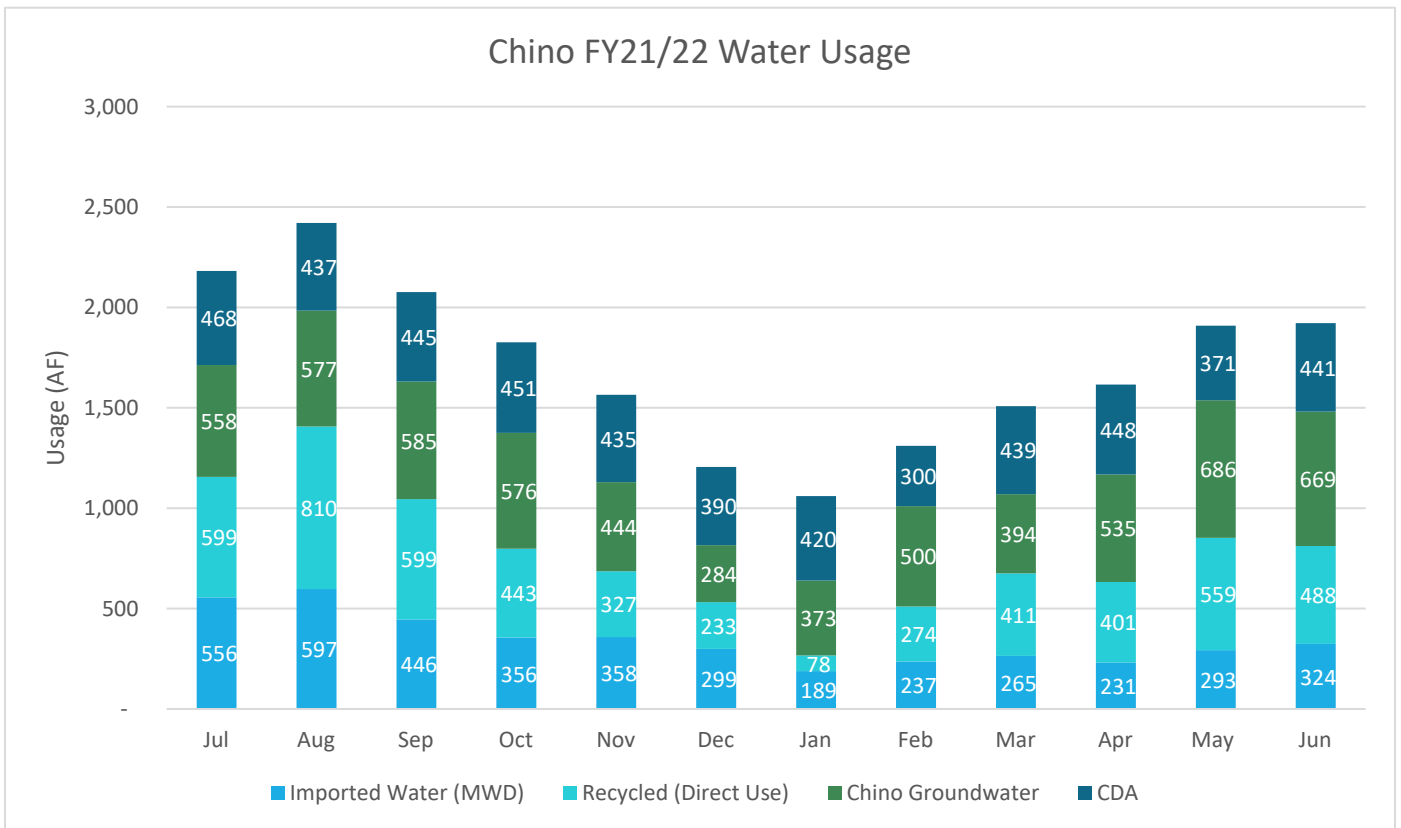
**SBCFCD: San Bernardino County Flood Control District**

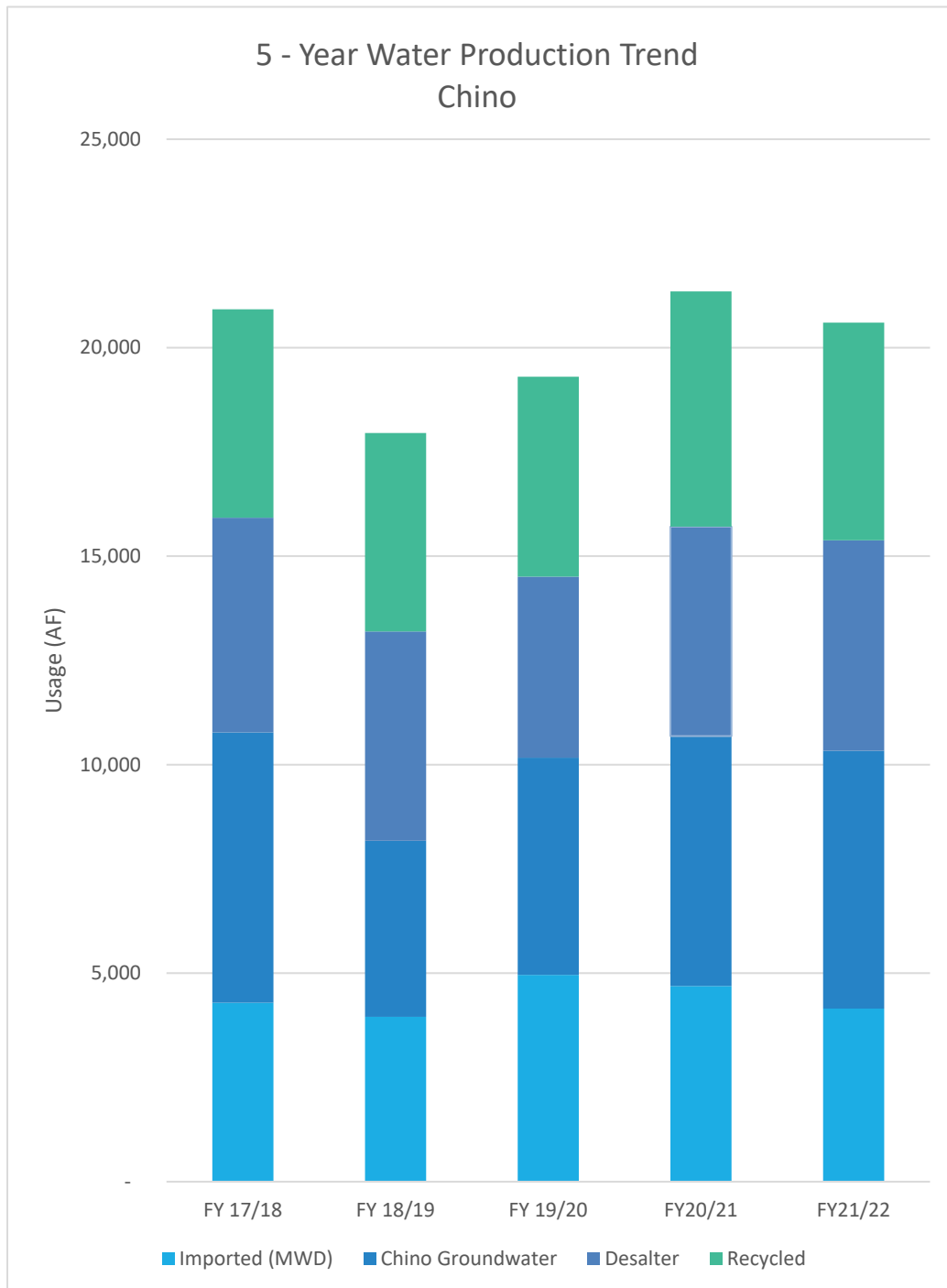
**UWMP: Urban Water Management Plan**

**WVWD: West Valley Water District**

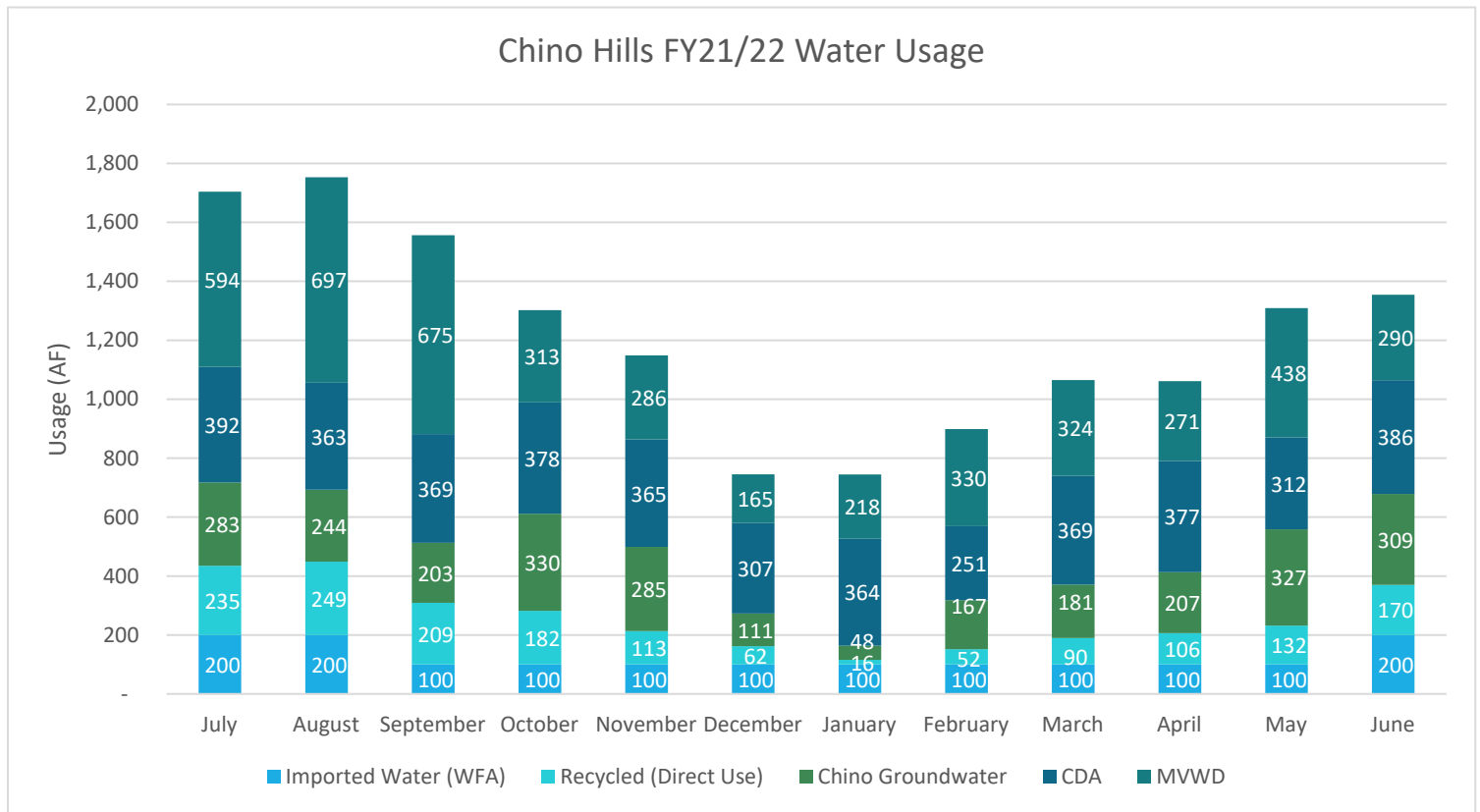
**WWFMPU: 2015 Wastewater Facilities Master Plan Update**

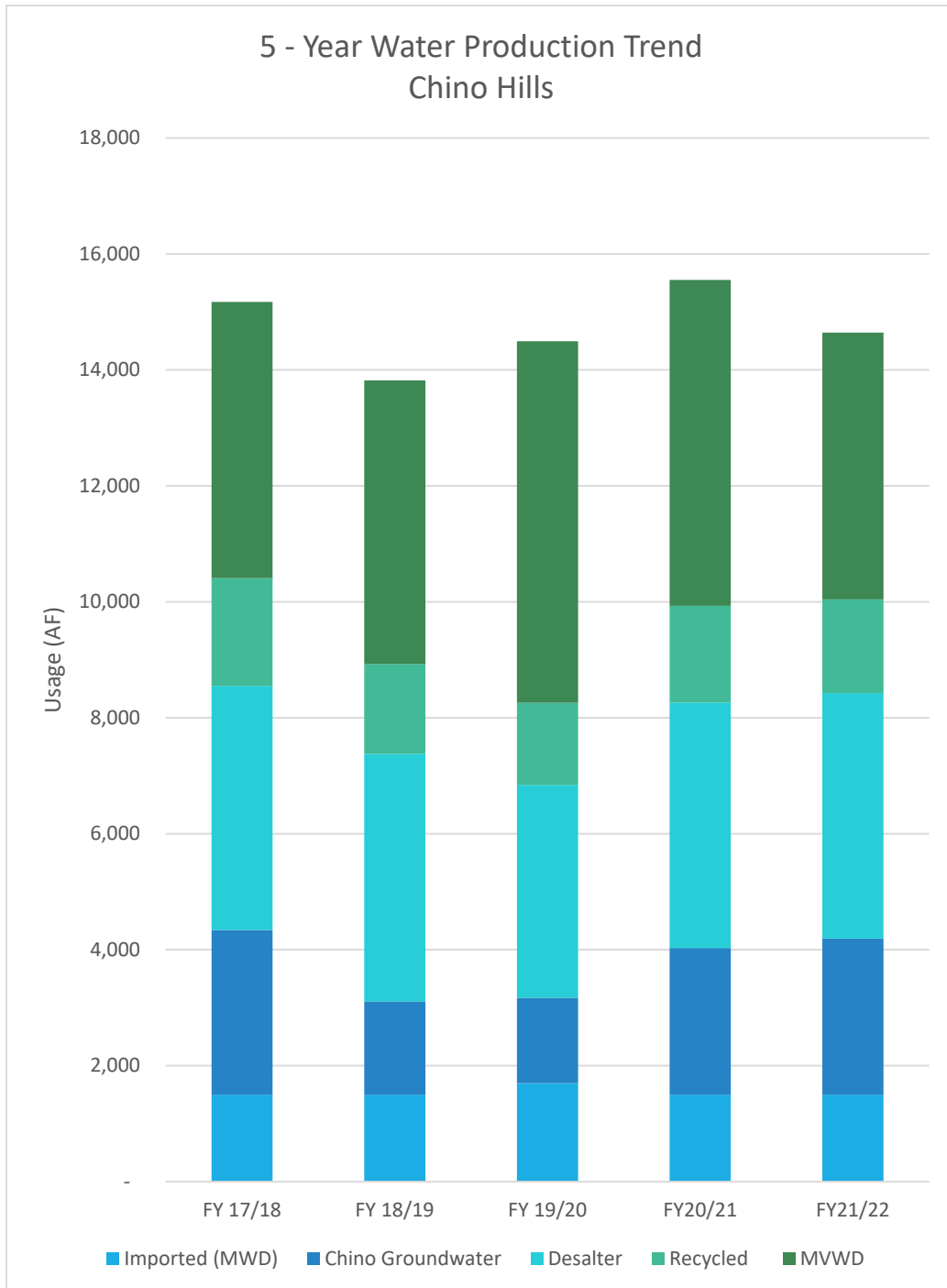
## **APPENDIX B: RETAIL AGENCY WATER USE CHARTS**

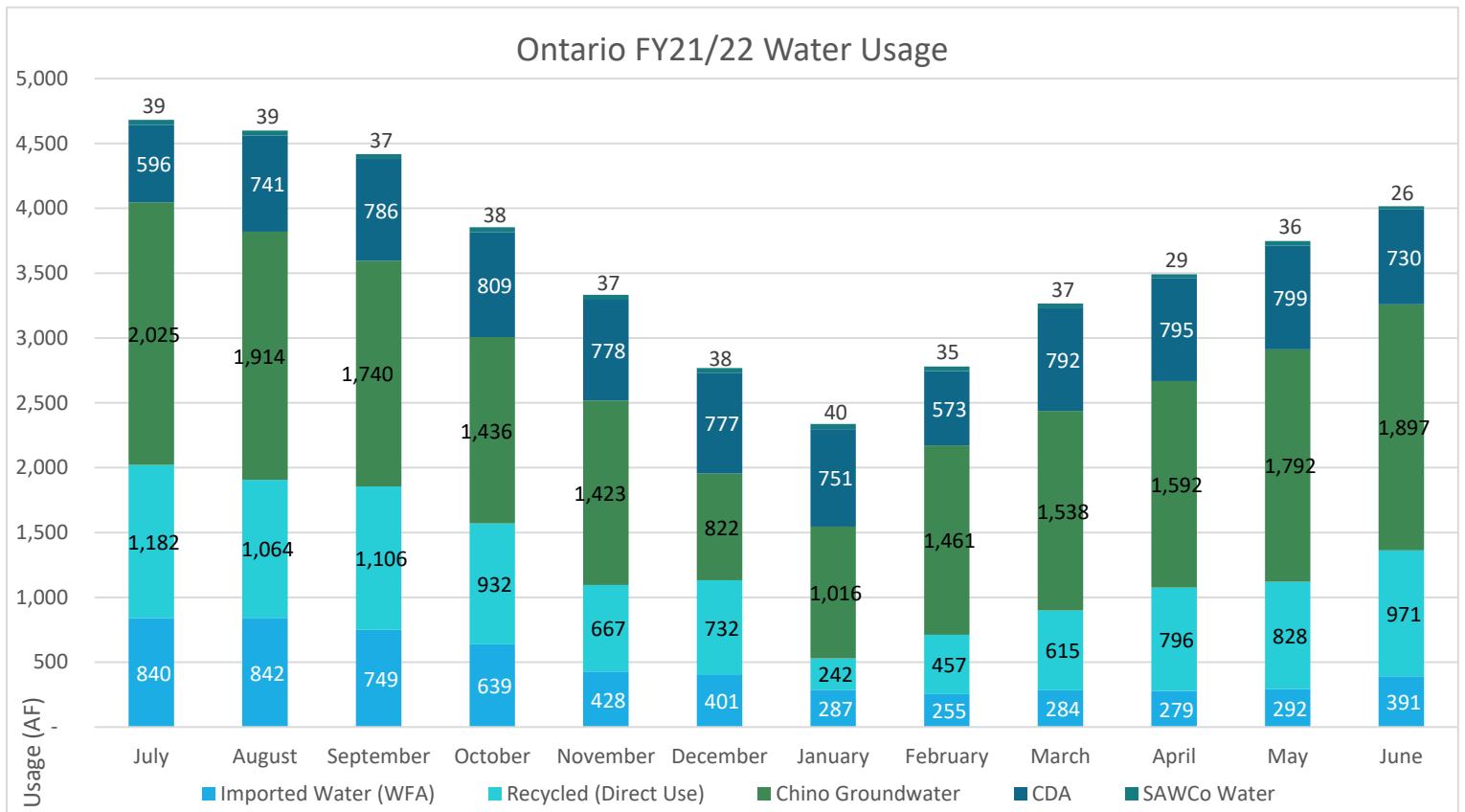


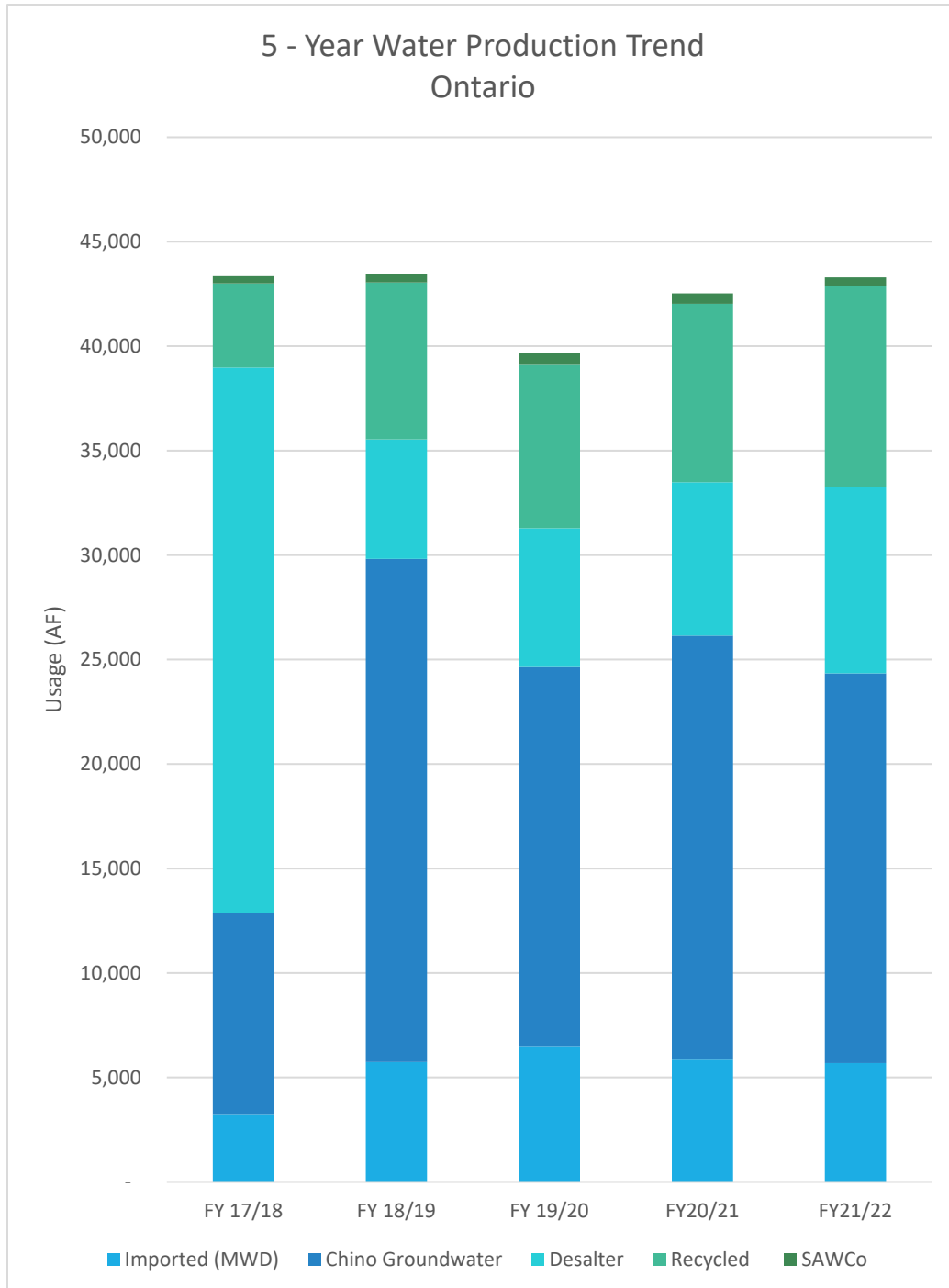


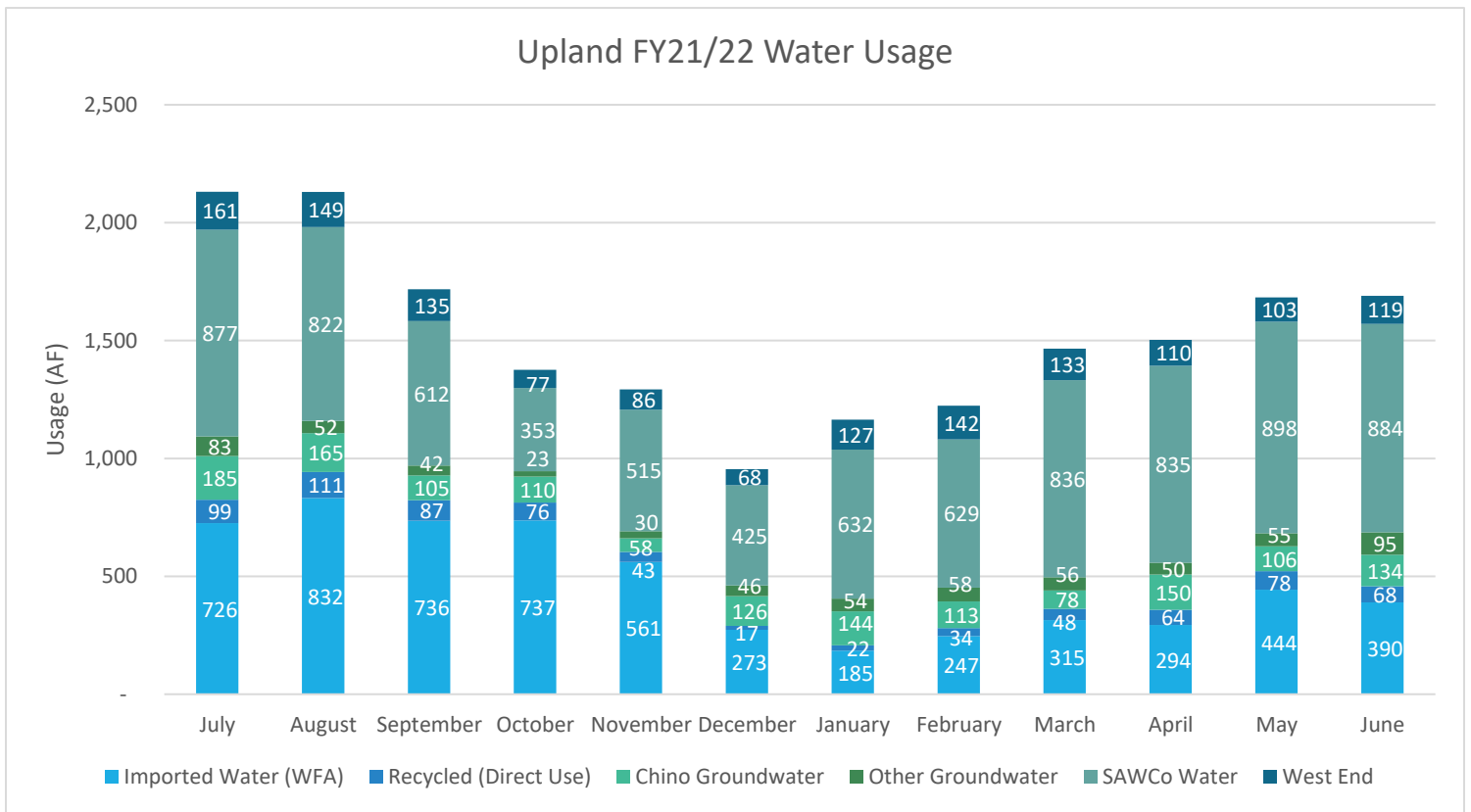


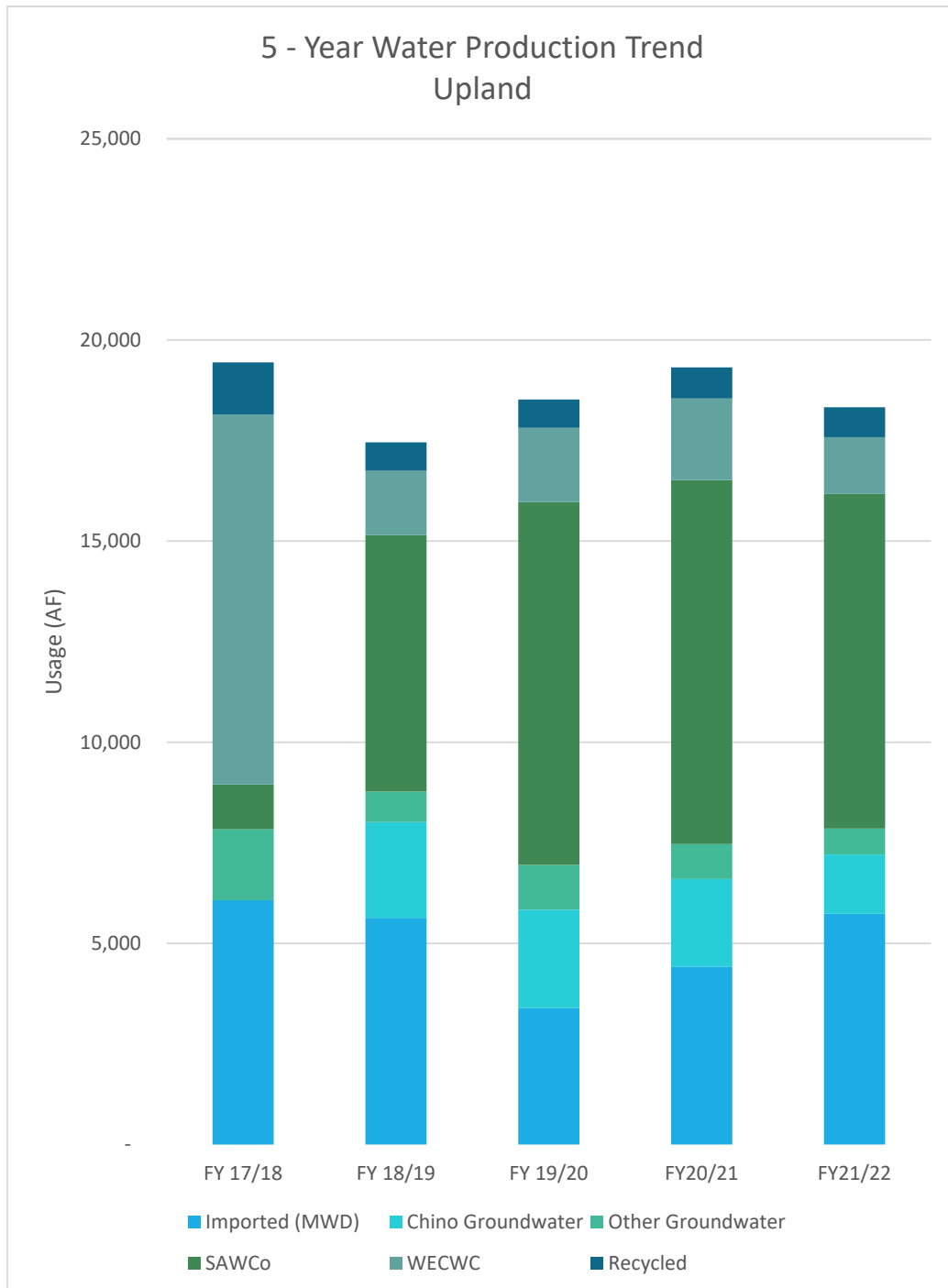


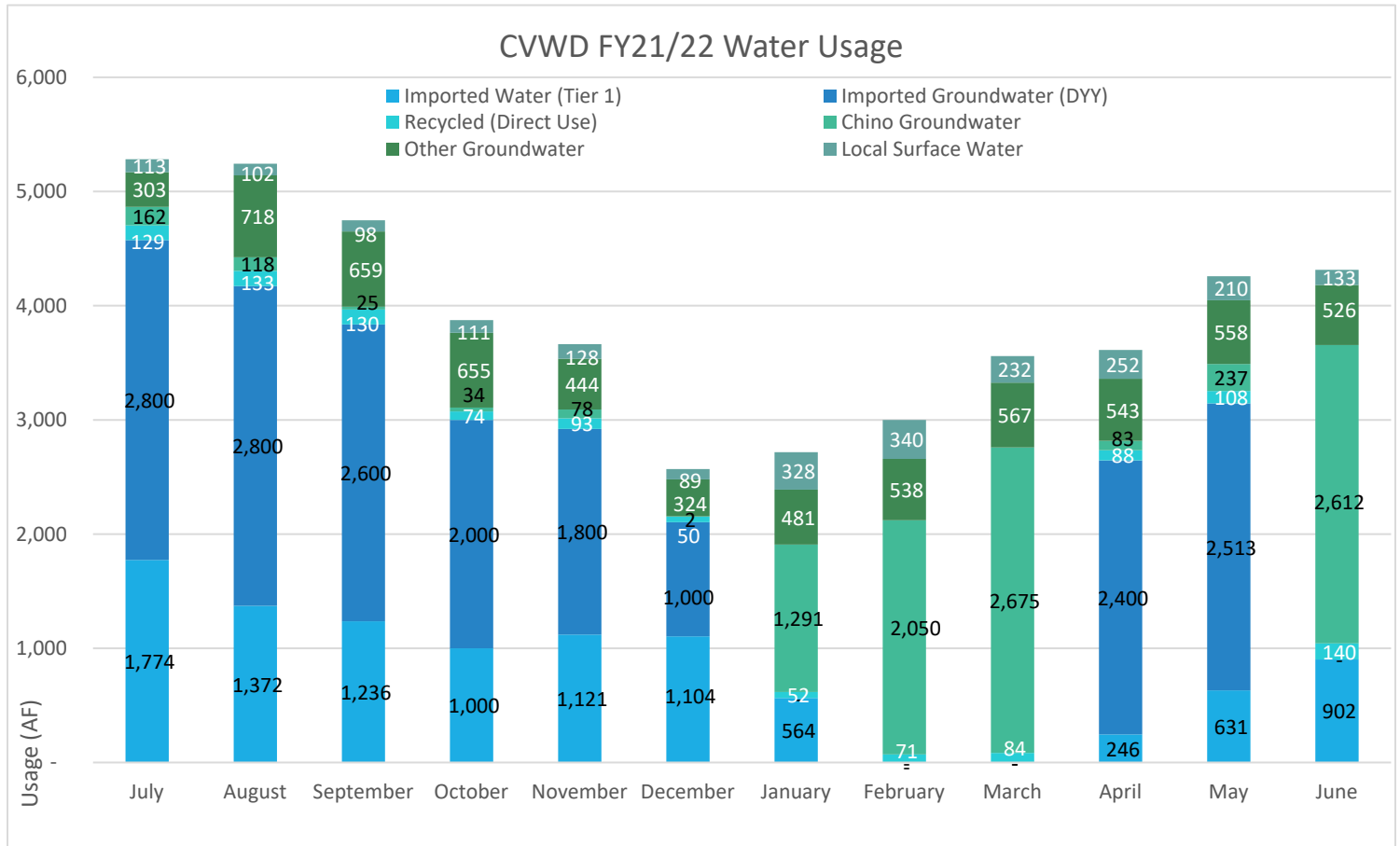




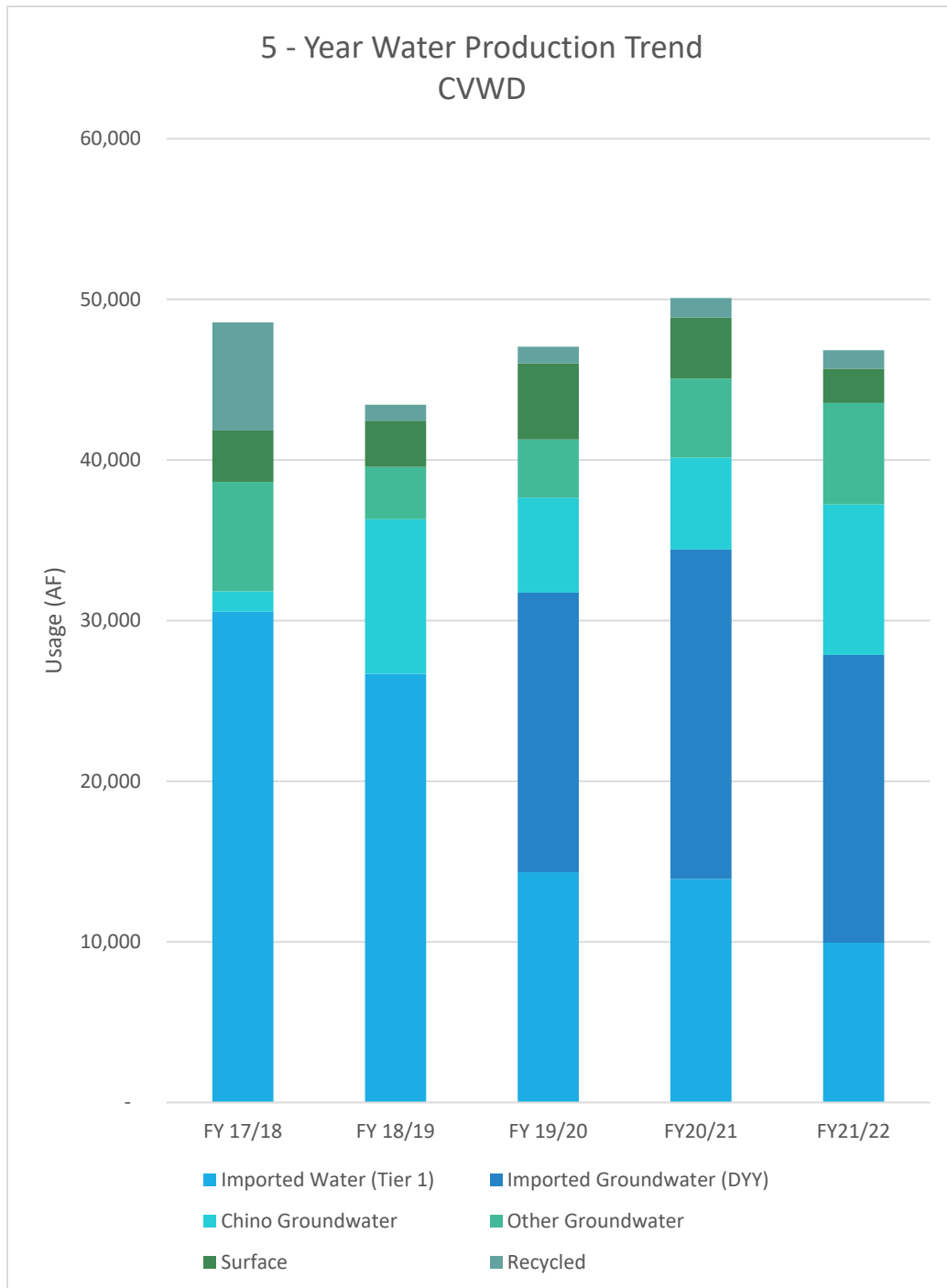


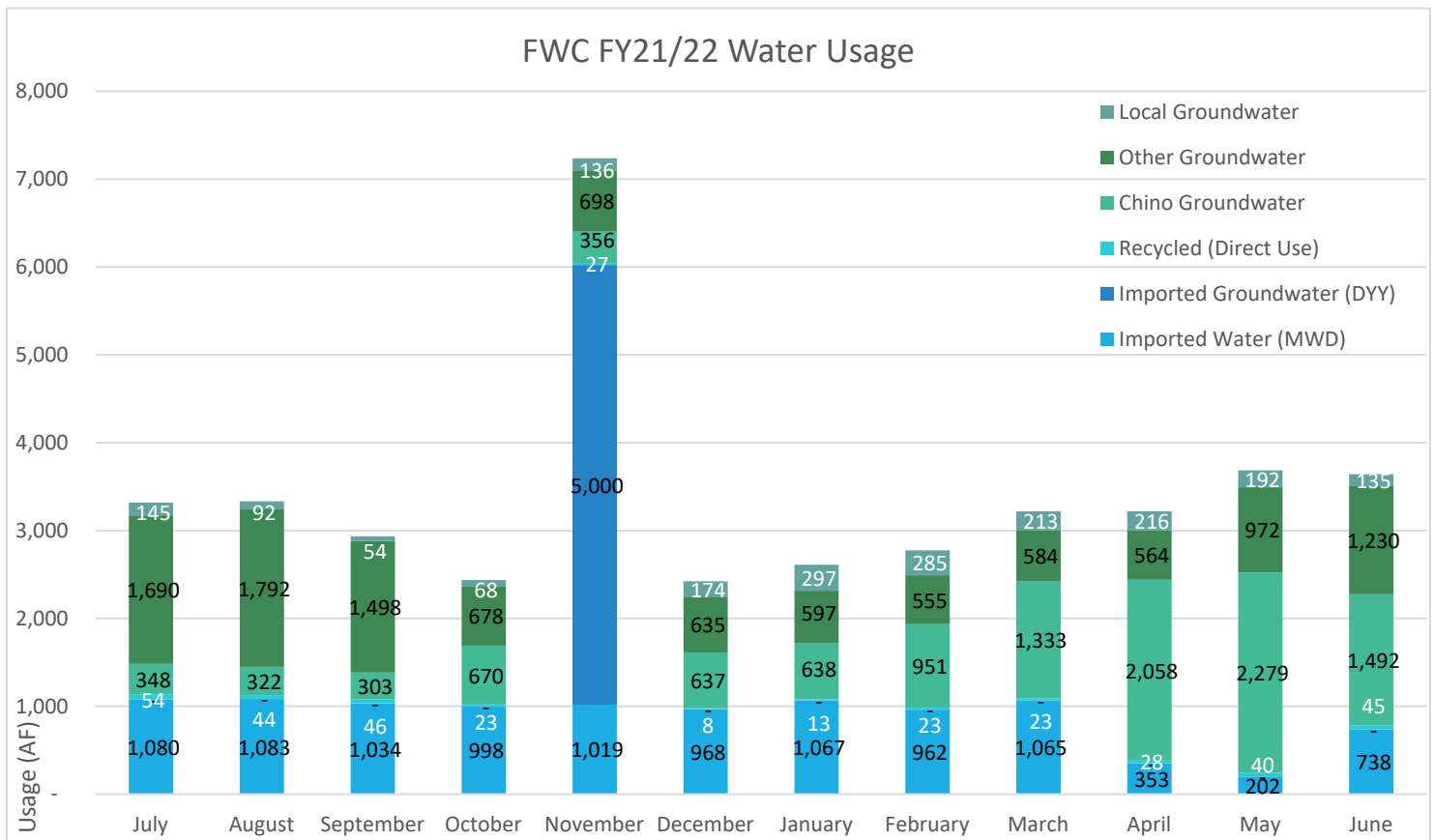


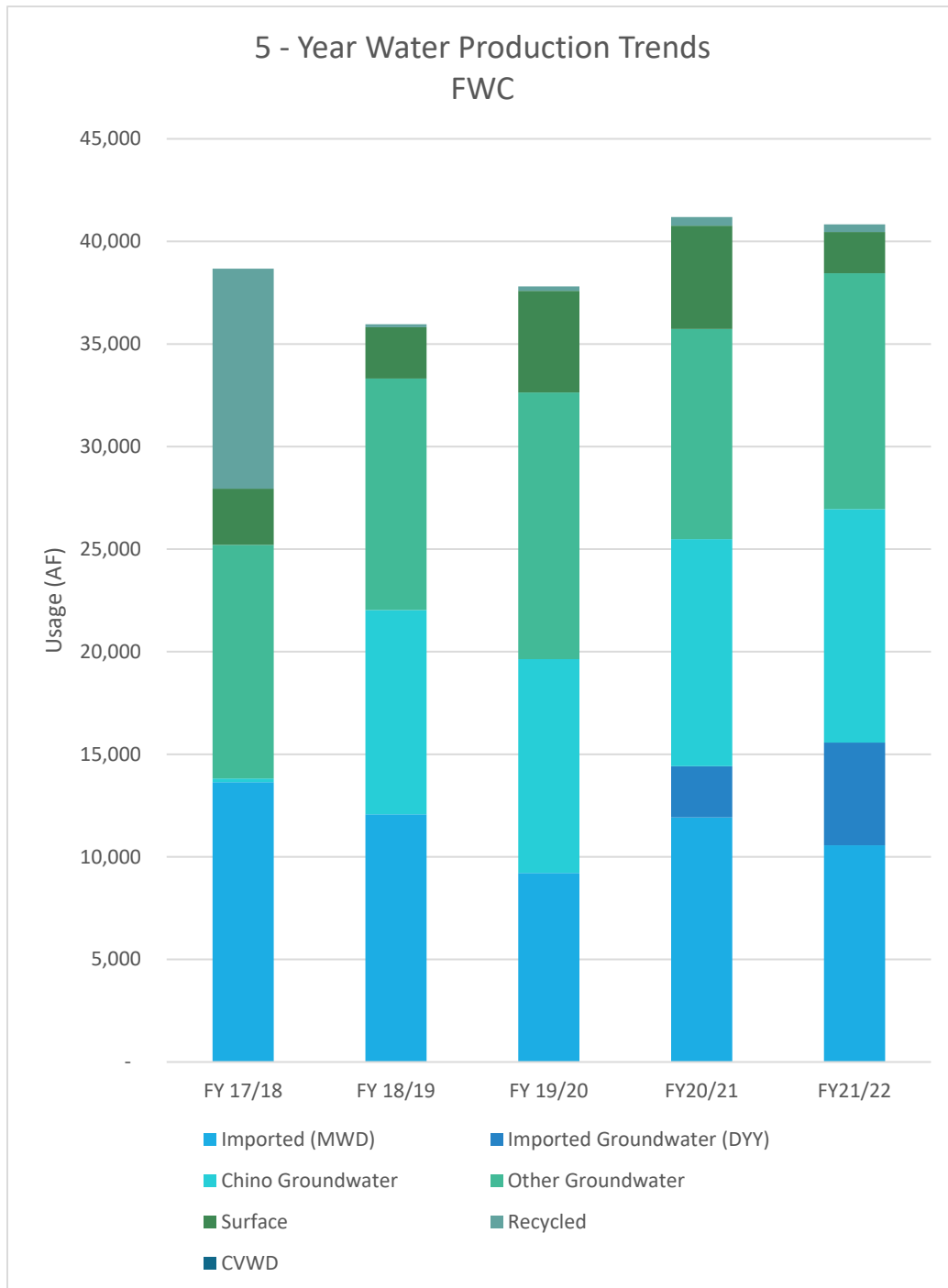


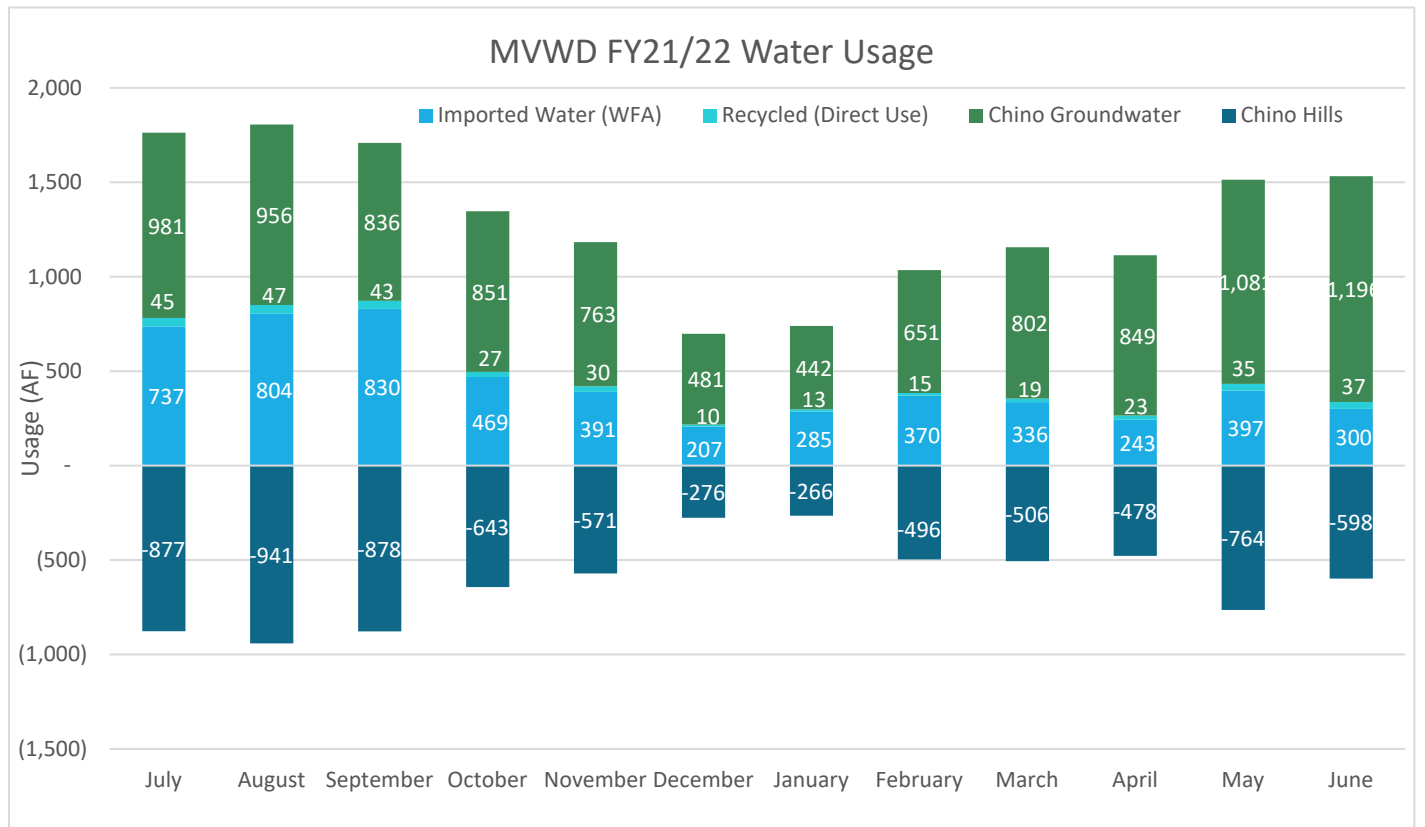


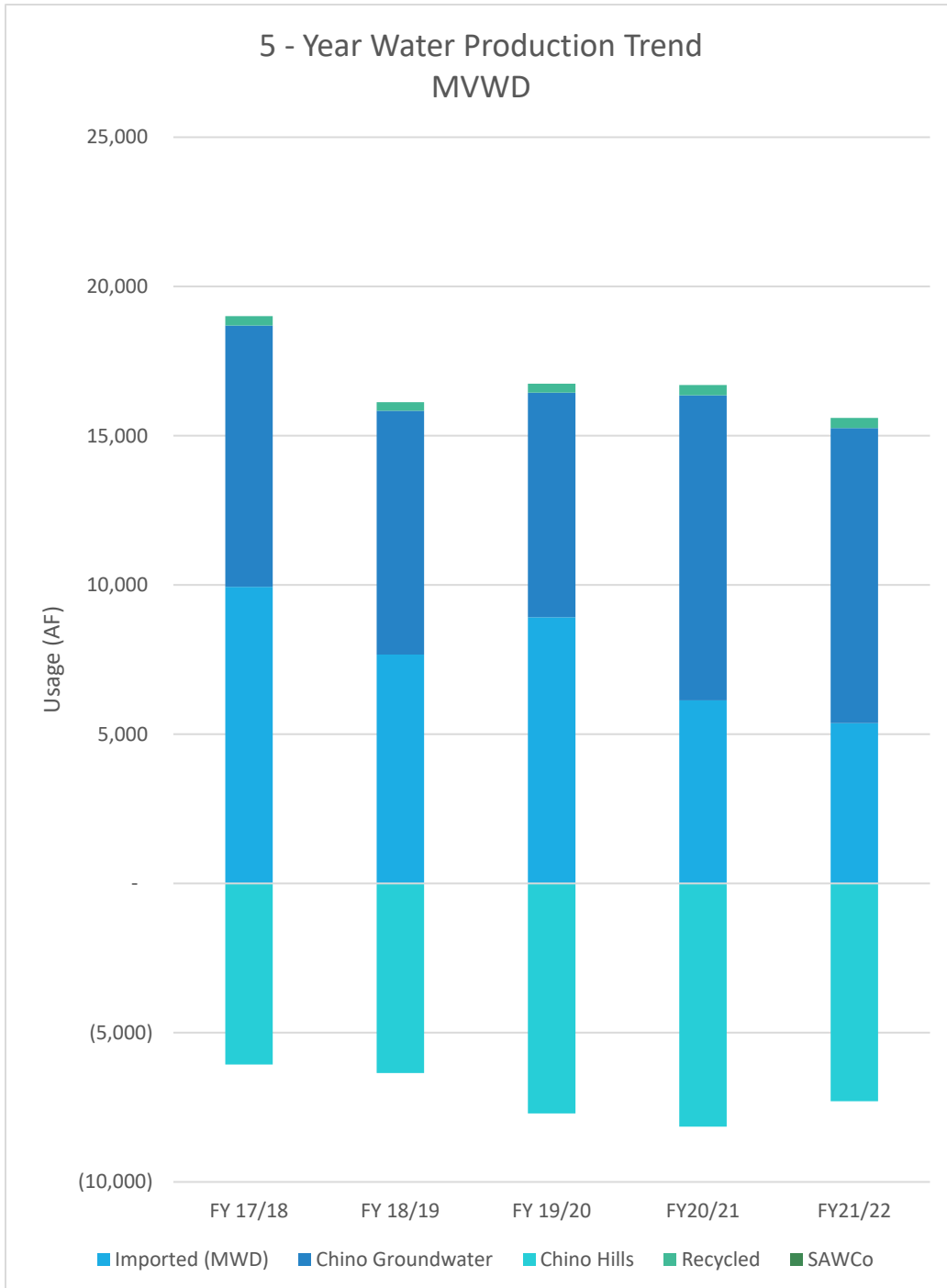


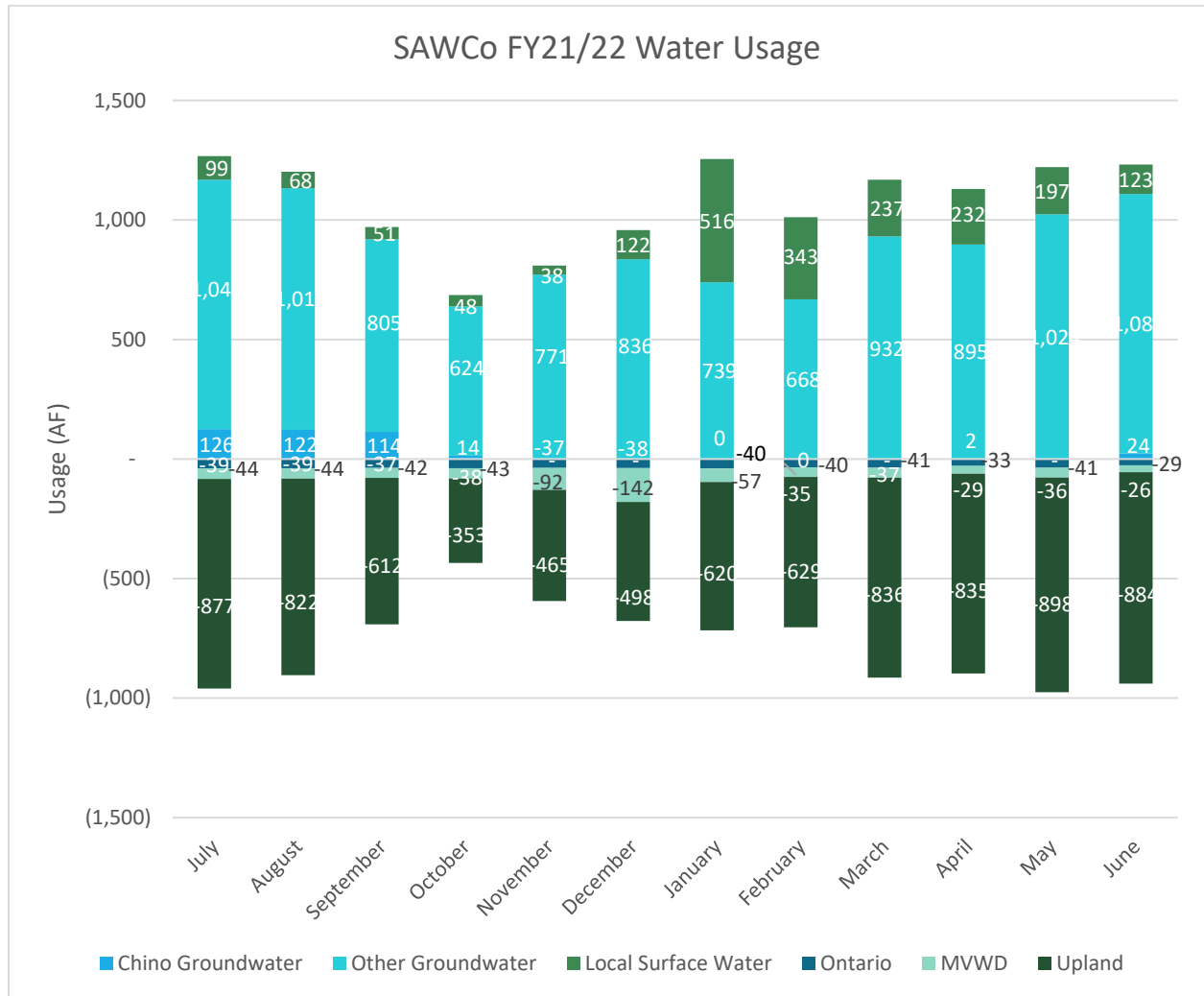


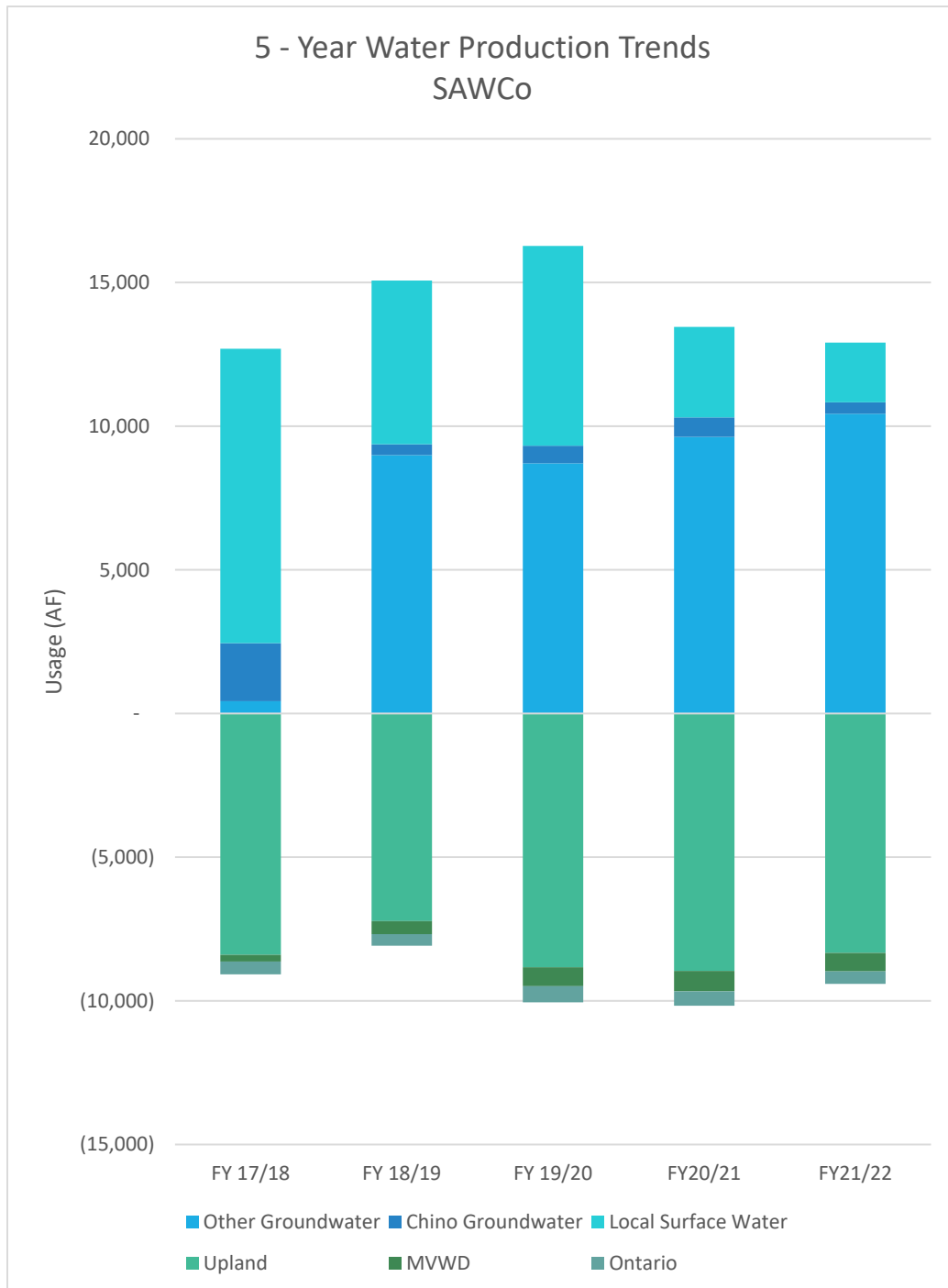














# IEUA Energy Report

FISCAL YEAR 2021/22

---

Planning and Resources

---

## Table of Contents

IEUA Energy Portfolio .....	4
Executive Summary .....	4
Flow and Energy Consumption.....	5
Expenditure .....	5
Renewable Energy Production and Storage .....	6
Solar .....	8
Wind .....	9
Engine.....	10
Battery Storage + Solar Performance .....	11
Energy Efficiency Projects .....	12
Aeration Blower Replacement .....	12
CCWRF Odor Control Equipment Replacement.....	12
Process Optimization .....	12
Other Projects .....	13
Southern California Gas Company (SoCalGas) Interconnection Study .....	13
RP-5 Solids Handling Facility (SHF) Request for Information .....	13
Upcoming Projects.....	13
Energy Service Provider (ESP) RFP .....	13
SCE Charge Ready 2 Program Update .....	14
Beneficial Use of Biogas .....	14
Other Energy Related Activities .....	14
Isle Energy Management & Optimization Partnership .....	14
SCE Rate Increases .....	15

---

Enrolling in SCE’s Green Rate .....	15
Climate Change Action Plan .....	15

---

# IEUA Energy Portfolio

## Executive Summary

The 2021/22 Energy Report tracks IEUA's energy consumption and portfolio, renewable generation performance and savings, and energy efficiency projects for the fiscal year. The report includes a brief description of upcoming projects and initiatives that will be implemented over the next few years.

IEUA's energy portfolio included:

- Imported Electricity
- Solar Energy
- Wind Power
- Battery Storage
- Biogas
- Natural gas

## 2021/22 IEUA's energy use

- Total Electricity consumption: 84,470 MWh of electricity
- Renewable Energy: 7,520 MWh (10% of total electricity)
- Annual energy expenses: \$10.9 million [imported electricity, renewable energy, natural gas, and energy management services]
- Renewable energy savings since 2008: \$1,377,000.

### ***Did you know?***

*In 2019 a typical U.S. household used 11,880 kWh\**

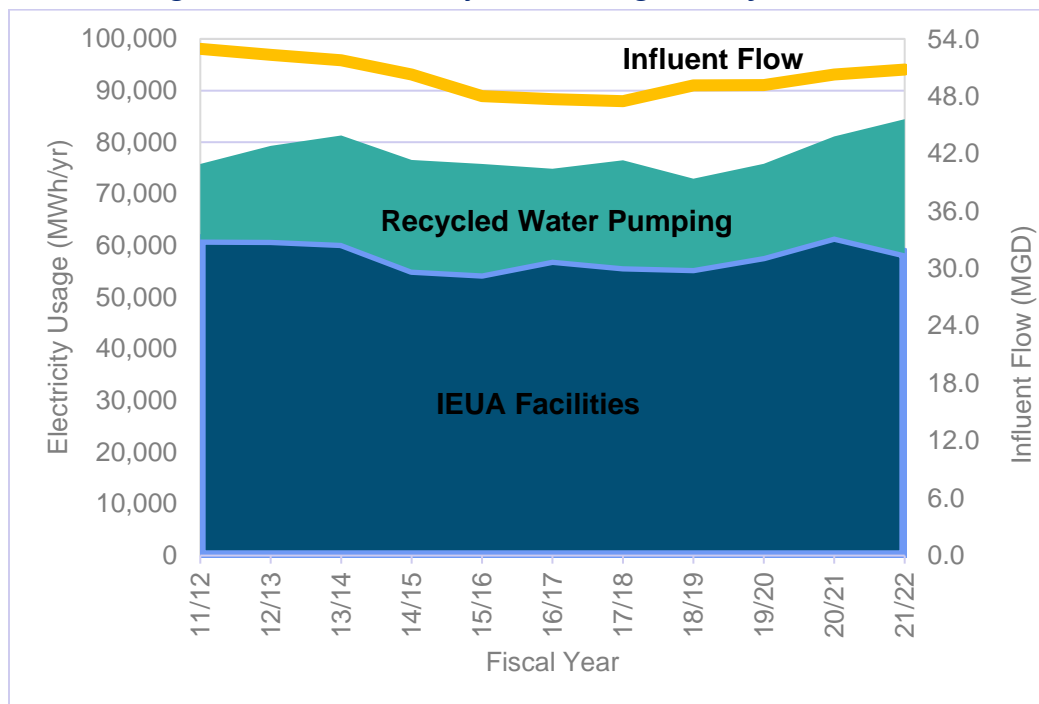
*The renewable energy generated by IEUA would be able to provide electricity to at least 633 homes.*

*Source: U.S. Energy Information Administration*

# Flow and Energy Consumption

- In 2021/22, the annual average influent flow to the regional water recycling plants was 50.8 MGD which was an increase of 1% as compared to the previous fiscal year of 50.3 MGD (Figure 1).
- In 2021/22, IEUA facilities, which include the regional water recycling plants, composting facility, and recycled water pumping, used approximately 84,470 MWh of electricity (Figure 1). The electricity consumption for 2021/22 increased by 4.1% as compared to the previous fiscal year of 81,119 MWh. This was due to the increased recycled water pumping and groundwater recharge activity.

**Figure 1: IEUA Electricity Use and Regional Influent Flows**



## Expenditure

- The cost of electricity remains the highest non-labor operations and maintenance (O&M) expenditure for IEUA. In 2021/22, the annual cost for energy related utilities and energy management was \$10.9 million compared to the previous fiscal year of \$9.7 million due to more power consumption, Southern California Edison (SCE) rates increase, and rising energy costs in California. IEUA has a diversified energy procurement approach, that includes on-site generation Power Purchase Agreements (PPA), energy demand management, electricity



purchase from Southern California Edison, and direct access contract with Shell Energy North America, that continues to provide rate stabilization and cost effectiveness.

## Renewable Energy Production and Storage

- IEUA's diverse renewable portfolio consists of 5.0 MW solar, 1.0 MW of wind, 3.0 MW of engines, and 4.0 MW battery (Figure 2). The battery storage optimizes energy management by charging from the grid during off-peak periods and discharging during on-peak periods, therefore it is not considered as onsite generation. In order to increase onsite renewable generation, IEUA plans to complete the installation of the necessary emissions control required by South Coast Air Quality Management District to have the Renewable Energy Efficiency Project (REEP) engines operating as part of the RP-5 Expansion project.

**Figure 2: IEUA's Diverse Renewable Portfolio**



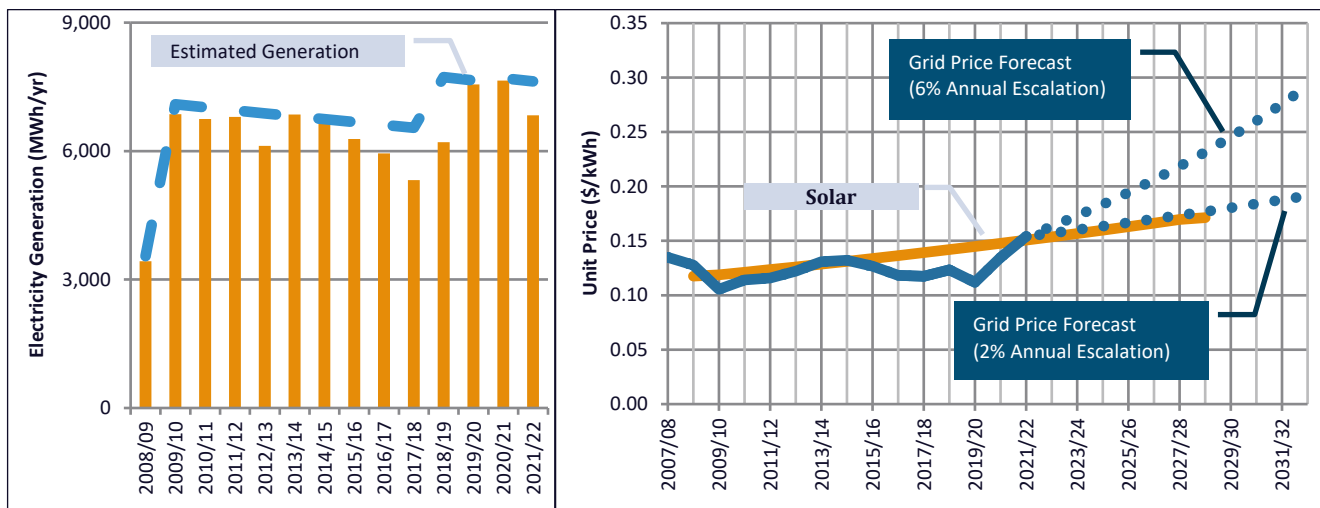
- In 2021/22, 7,520 MWh of electricity was generated onsite, 7.1% less than 2020/21. The decrease is due to performance issues with the solar systems.

- 
- IEUA's renewable portfolio generated 10% of the electricity used in 2021/22. Of the electricity consumed by IEUA;
    - 6,837 MWh was produced by the solar across IEUA facilities; and
    - 683 MWh was produced by the wind turbine at RP-4.
  - Despite PPA average rates being typically higher than the average grid price in 2021/22, renewable energy projects provided overall \$201,000 in savings, as a result of lower standby charges compared to the facility demand charge rate.
  - Generated solar electricity varies throughout the year due to the different number of sunlight hours, solar generation is usually higher in the summer and lower in the winter.
  - The REEP engine has been offline since August 2017, operation is expected to restart the engine subsequent to the completion of the RP-5 Biosolids Facility project and the installation of the emission control equipment, which is anticipated in 2025.
  - In 2015, IEUA partnered with Advanced Microgrid Solutions (AMS) through an energy management services (EMS) agreement to install 4 MW of battery storage and 1.5 MW of solar to optimize energy management and achieve cost savings through strategic procurement. The RP-1, RP-5, and CCWRF battery storage systems started commercial operation in November 2018, and the RP-4 and IERCF battery storage and solar system began commercial operation in March 2019. All facilities have completed their third year of operation. As of April 2020, the battery systems are now being operated and maintained by Enel X.



## SOLAR ENERGY

Solar across IEUA facilities generated 6,837 MWh of renewable energy, **10.6% less than 2020/21**. The decrease in output was due to solar inverters going offline and affecting system production. PPA provider is currently troubleshooting the issue.



For 2021/22, the average SunPower PPA rate for the solar was comparable to the average grid price. However, the solar projects provided approximately \$201,000 in savings, as a result of lower standby charges compared to the facility demand charge rate. The current SunPower PPA will expire in 2029. Staff will negotiate with the provider to extend the contract or purchase the solar, if cost-effective for the Agency.

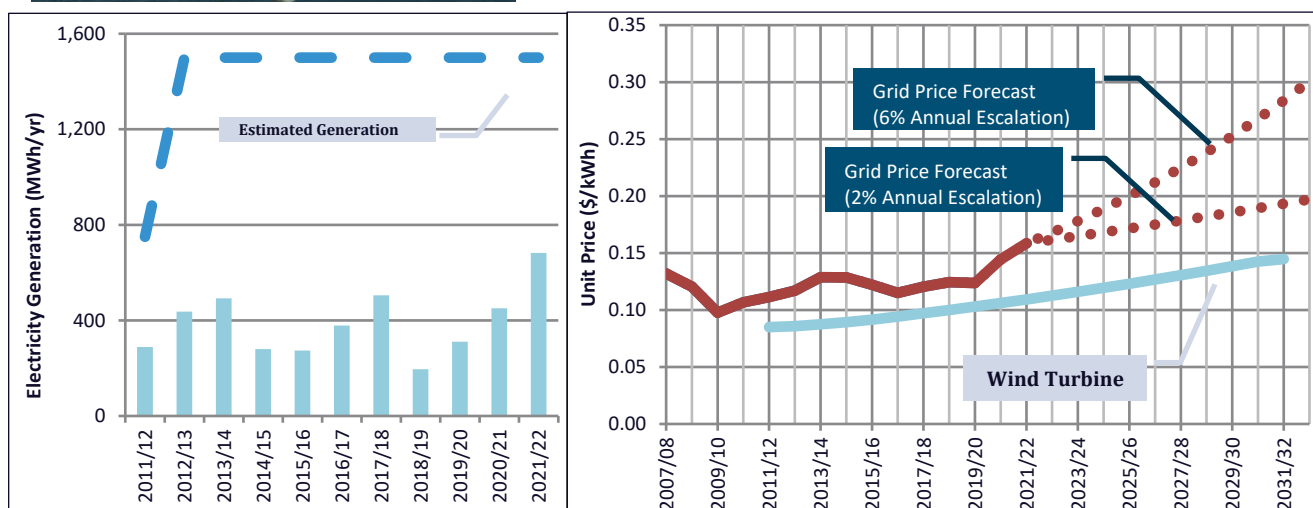
**Solar generated an overall savings of \$533,000 from 2008/09 to 2021/22**

Table 1: Savings from Solar Power PPA

<b>Savings</b> FY 08/09 – FY 20/21	\$533,000
<b>Range of Savings PPA Term</b> (FY 08/09 – FY 28/29)	\$2,018,000 (2% Esc) \$3,269,000 (6% Esc)



Wind turbine at RP-4 generated 683 MWh of renewable energy, **51% higher than 2020/21** due to favorable wind conditions. For 2021/22, the PPA rate for the wind turbine was 20% lower than the average grid price. The wind turbine provided approximately \$34,000 in savings.



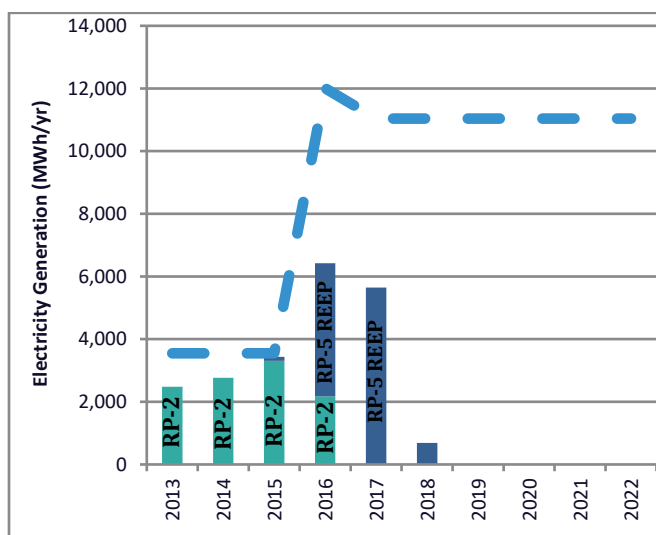
**Wind generated \$101,000 in savings from 2011/12 to 2021/22.**

*Table 2: Savings from Wind Power*

<b>Savings</b> FY 11/12 – FY 20/21	\$135,000
<b>Range of Savings PPA Term</b> (FY 11/12 – FY 31/32)	\$308,000 (2% Esc) \$467,000 (6% Esc)



Renewable energy was not generated by the REEP engines since the RP-5 Solids Handling Facility was not operational the entire fiscal year. The REEP engines at RP-5 were put offline in August 2017. **The engines are expected to go back online in 2025 after the completion of the RP-5 Biosolids Facility project**, and the installation of the SCAQMD required emission controls.





#### Battery Storage + Solar Performance

The AMS battery storage at RP-1, RP-5 and CCWRF (2.5 MW combined) started commercial operation in November 2018, and the 1.5 MW battery storage at RP-4 and 1.5 MW of solar at IERCF started commercial operation on March 2019. In the third year of commercial operation, **RP-1, RP-5, and CCWRF experienced an estimated combined average demand**

**reduction of 1,200 kW** during on-peak hours with a total bill savings of \$117,000. While the system at **IERCF and RP-4 achieved approximately an average demand reduction of 450 kW during on-peak hours and solar generation of 2,394 MWh** with a total bill savings of \$301,000 in the third term year. Since the minimum guaranteed savings per the contracts were not met, the battery system owners reconciled the remainder of the expected savings to the Agency.



**The battery storage systems incurred a \$418,000 in savings during year 3 of operation.**

---

# Energy Efficiency Projects

- IEUA continues to work with Southern California Edison and Southern California Regional Energy Network (SoCalREN) to conduct comprehensive energy audits and to implement projects to reduce electricity consumption and demand throughout its facilities and operations.
- Since the start of the partnership in 2015, the Agency's implementation of energy efficiency projects has accumulated:
  - Expected annual savings: 5,236,000 kWh and \$615,000
  - Incentive: \$491,000
  - Avoided power usage: 474 kW

## Aeration Blower Replacement

- These projects will replace the existing aeration blowers with energy efficient blowers at RP-4 and CCWRF, which are expected to be completed in October 2022 and January 2024, respectively. In total, both projects are expected to save the Agency an estimated 2,198 MWh/year or \$275,000/year.

## CCWRF Odor Control Equipment Replacement

- The CCWRF Improvements project will replace the existing odor control system with biotrickling filters by January 2024. In addition to continuing to address plant odor, the measure will also provide energy savings of about 247 MWh/year or \$31,000/year.

## Process Optimization

- Automated ammonia controls will be installed at RP-4 and CCWRF by October 2022 and January 2024, respectively. The ammonia controls will optimize operation and reduce power consumption of the aeration blowers. These projects would result in an estimated savings of 683 MWh/year or \$85,000/year.

---

# Other Projects

## **Southern California Gas Company (SoCalGas) Interconnection Study**

- SoCalGas conducted a renewable natural gas (RNG) interconnection screening study at no cost to the Agency. This preliminary analysis determined the nearest pipeline location with the capacity to accept RNG from RP-1. The SoCalGas Interconnection Study will be utilized in IEUA's RP-1 Beneficial Use of Biogas Feasibility Study update.

## **RP-5 Solids Handling Facility (SHF) Request for Information**

- In FY 20/21, IEUA conducted a business case study to evaluate future uses of the RP-5 SHF, developing the following project alternatives:
  - Status quo – Idle assets and land
  - Lease for organics processing
  - Sell for organics processing
  - Lease as logistics hub
  - Sell as logistics hub
- The study concluded that the preferred alternative at this time is the Status Quo because of the benefits of using the facility as a construction staging site and contractor parking area for the RP-5 Expansion Project, and the costs associated with moving the RP-5 expansion contractor elsewhere.
- IEUA will be issuing a Request for Information (RFI) to gauge market interest in RP-5 SHF from any Private or Public Venture. The responses received will better define the Request for Proposal for a future project.

# Upcoming Projects

## **Energy Service Provider (ESP) RFP**

- IEUA currently participates in a program known as Direct Access (DA) that allows the purchase of electricity from an ESP instead of the local utility, SCE. Purchases of electricity through DA has consistently reduced overall IEUA costs and are an integral part of the IEUA Energy Management Plan. The Agency currently purchases electricity for the power needed at the Regional Water Recycling Plant No.1 (RP-1), Regional Water Recycling Plant No.2 (RP-2), and

---

Carbon Canyon Water Recycling Facility (CCWRF) from Shell Energy North America (US), L.P. under a Master Energy Sales Agreement (MESA), which is set to expire on June 30, 2023. Staff will continue to monitor the energy market, forecast future rates, and compare DA and bundled rates at IEUA's facilities.

## SCE Charge Ready 2 Program Update

- Through the Charge Ready 2 program, SCE will design, construct, and install electric vehicle (EV) charging infrastructure. The customer is only required to purchase and install the EV chargers. IEUA submitted applications for charging infrastructure for 4 facilities in 2021. RP-1 is approved for 35 ports, and an agreement between SCE and IEUA has been executed. Applications for CCWRF and Headquarters were considered but did not meet program eligibility requirements. RP-4 project feasibility is still under review.

## Beneficial Use of Biogas

- IEUA evaluated opportunities to beneficially use the biogas generated at RP-1 in addition to onsite use for digesters heating. Staff is currently updating the study to consider new technologies, and incorporate recent changes in funding, capital and energy costs.

# Other Energy Related Activities

## Isle Energy Management & Optimization Partnership

- IEUA continues to partner with Isle Utilities along with several agencies nationwide to discuss the challenges and successes of implementing energy optimization projects. Isle will invite vendors who will propose successful technologies and practices to reduce and optimize energy usage and onsite renewable generation.



## SCE Rate Increases

- During the FY 2021/22, SCE increased their rates by an estimated 10% based on facility billing as compared to the previous fiscal year of 20%. SCE is expected to increase rates about 3% from June 2022 to the end of 2022 and is forecasting a slowdown in rate increases. Staff is working with SCE to validate the billing accuracy and will continue to collaborate with the utility to enroll in the most cost-effective available rate.

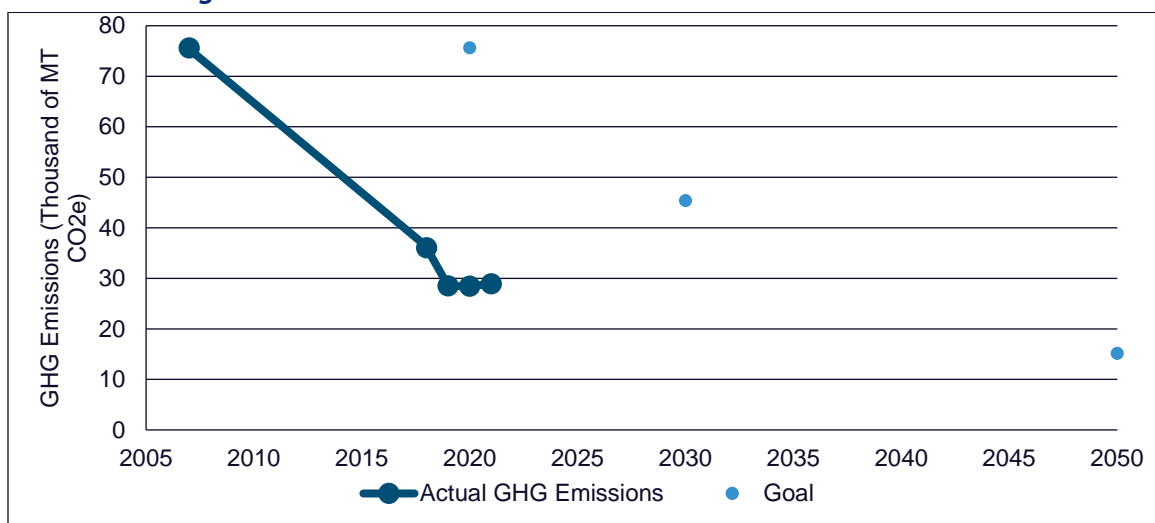
## Enrolling in SCE's Green Rate

- SCE Green Rate Program gives the opportunity to purchase electricity from 100% renewable resources for commercial accounts with average usage of 782 kWh/month or lower. In January 2022 staff enrolled all 33 eligible accounts to the Green Rate to reduce the Agency's GHG emissions and minimize carbon footprint at no additional cost.

## Climate Change Action Plan

- In 2018, IEUA staff developed a Climate Change Action Plan that described the vision and direction needed to bolster IEUA's water management system and minimize its carbon footprint. IEUA is following AB 32 standards using the oldest emission baseline data available to reduce GHG levels to 2007 levels by 2020, 40 percent below 2007 levels by 2030, and 80 percent below 2007 levels by 2050. 2021 greenhouse gas emissions (GHG) slightly increased 1.7% from 2020, which is 62% below the 2007 baseline levels.

**Figure 3: Greenhouse Gas Emissions Actuals and Goals**



- 
- IEUA is planning to implement capital projects and will continue to optimize operations and maintenance activities to allow the Agency to continue to prepare its system for the effects of climate change by focusing on increasing the use of zero-carbon energy sources and reducing energy consumption. The majority of the projects being explored fall into four categories, solar, hydropower, biogas (renewable methane), and energy efficiency. The current list of projects being explored by IEUA, are in varying degrees of planning and review with some being feasible for pre-design as soon as 2023 while others are 10 or more years out.
  - Potential projects
    - Solar:
      - evaluating feasibility for remote solar and battery storage system through a public private partnership to generate bill credits through the Renewable Energy Self-Generation Bill Credit Transfer (RES BCT) program
      - favorable outlook for the carport solar because of the forecasted SCE rate increase and higher facility load.
    - Hydropower: a feasibility study conducted in FY 19/20 at two proposed locations deemed the project to be not feasible. Staff will re-evaluate in the future.
    - Biogas: staff is currently updating the RP-1 Beneficial Use of Biogas Feasibility Study to evaluate cost effective alternative consistent with the Agency's Business Goals.
    - Energy efficiency: multiple ongoing expected to be completed by 2023, RP-4 blowers and ammonia controls expected to be online in September 2022.

**INFORMATION  
ITEM**

**3J**



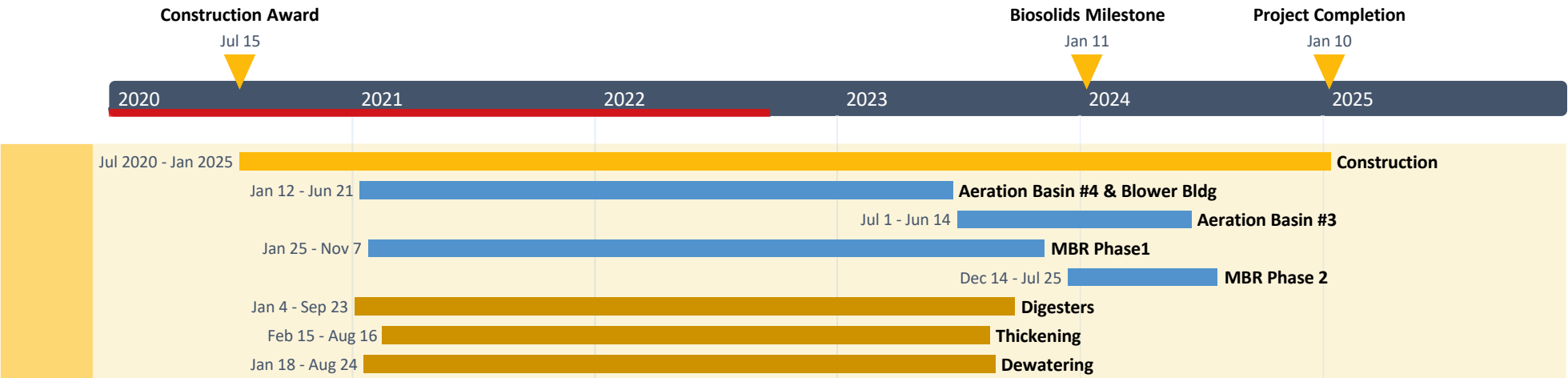
# RP-5 Expansion Project Update:

October 2022  
Project Nos. EN19001 and EN19006

Vicky Salazar, Sr. Associate Engineer  
October 2022

# RP-5: Project Status

Day 807 of 1640 = 49%



Role	Firm	Contract	This Month's Payment	Total Paid	% Complete
Contractor	WM Lyles	\$334,734,712	\$7,384,164	\$172,655,412	52%
Designer	Parsons	\$33,670,711	\$289,615	\$31,784,190	94%
Construction Management	Arcadis	\$21,125,523	\$389,557	\$9,550,257	45%

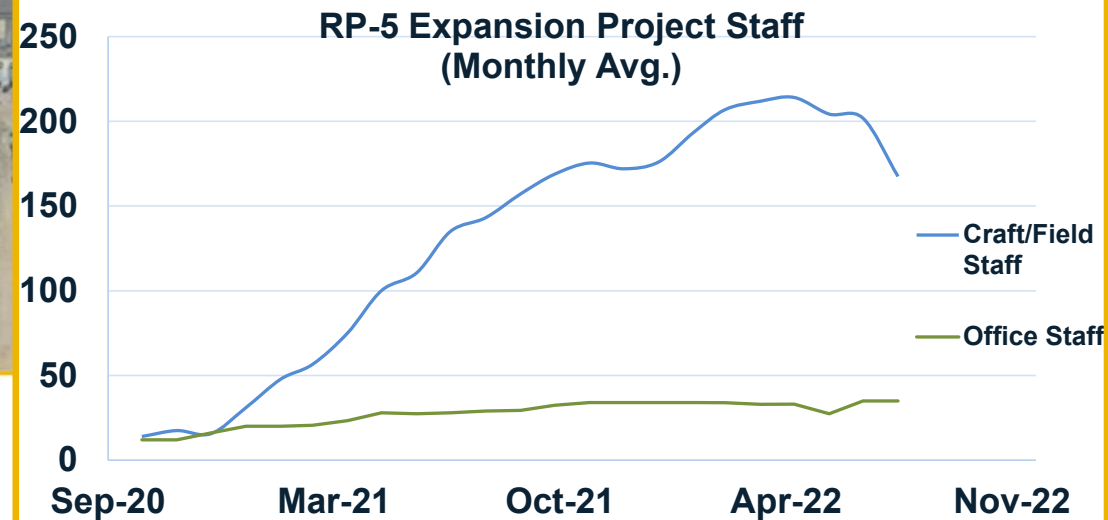
Data date: 9/30/22




## RP-5: Major Activity Areas

### Construction Staff

- WML Craft: 141
- WML Project: 30
- IEUA & CM: 15
- Total: 186



## RP-5: Major Activities



**Influent Pump Station**



## RP-5: Major Activities



**Headworks**



**Grit Chamber**



## RP-5: Major Activities



**Fine Screens**



**Primary Clarifiers**

## RP-5: Major Activities



## Primary Effluent Pipeline



## RP-5: Major Activities



**MBR Phase 1**

## RP-5: Major Activities



**Thickening Building**



## RP-5: Major Activities



**Gas Phase Digester Building**


## RP-5: Major Activities



**Dewatering Building**



# Digester Time Lapse







Questions?

INFORMATION  
ITEM

**3K**

**Date:** October 19, 2022

**To:** The Honorable Board of Directors

*ASD*  
**From:** Shivaji Deshmukh, General Manager

**Committee:**

**Staff Contact:** Kristine Day, Assistant General Manager

**Subject:** Treasurer's Report of Financial Affairs

---

**Executive Summary:**

The Treasurer's Report of Financial Affairs for the month ended August 31, 2022 is submitted in a format consistent with the State requirements.

For the month of August 2022, total cash, investments, and restricted deposits of \$491,327,231 reflects a decrease of \$7,819,116 compared to the total of \$499,146,347 reported for July 2022. The decrease can be attributed due to State Revolving Fund loans debt service and construction payments primarily for the RP-5 Expansion project. As a result, the average days cash on hand for the month ended August 2022 decreased from 251 days to 244 days.

The unrestricted Agency investment portfolio yield in August 2022 was 1.213 percent, a slight increase of 0.018 percent compared to the July 2022 yield of 1.195 percent. The change in yield is mainly attributed to market conditions and an increased earnings yield in the Local Agency Investment Fund and the California Asset Management Program (CAMP) accounts.

---

**Staff's Recommendation:**

The Treasurer's Report of Financial Affairs for the month ended August 31, 2022 is an information item for the Board of Director's review

---

**Budget Impact** *Budgeted (Y/N):* N *Amendment (Y/N):* N *Amount for Requested Approval:*

*Account/Project Name:*

*Fiscal Impact (explain if not budgeted):*

Interest earned on the Agency's investment portfolio increases the Agency's overall reserves.

**Prior Board Action:**

On September 21, 2022 the Board of Directors received the Treasurer's Report of Financial Affairs for the month ended July 31, 2022.

---

**Environmental Determination:**

Not Applicable

---

**Business Goal:**

The Treasurer's Report of Financial Affairs is consistent with the Agency's Business Goal of Fiscal Responsibility in providing financial reporting that accounts for cash and investment activities to fund operating requirements and to optimize investment earnings.

---

**Attachments:**

Attachment 1 - Background

Attachment 2 - PowerPoint

Attachment 3 - Treasurer's Report of Financial Affairs

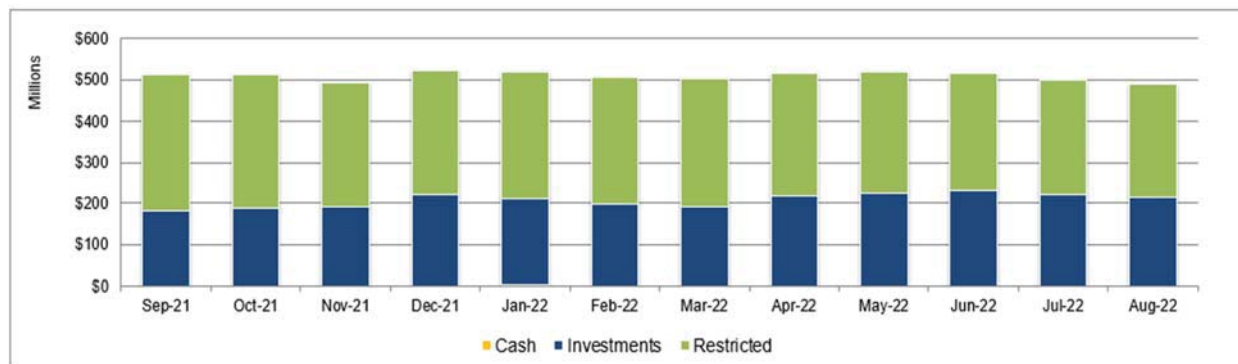
## Background

Subject: Treasurer's Report of Financial Affairs

The Treasurer's Report of Financial Affairs for the month ended August 31, 2022, is submitted in a format consistent with State requirements. The monthly report denotes investment transactions that have been executed in accordance with the Agency's Investment Policy (Resolution No. 2022-4-8).

Agency total cash, investments, and restricted deposits for the month of August 2022 was \$491.3 million, a decrease of \$7.8 million compared to the \$499.1 million reported for the month ended July 2022 as shown in Figure 1. The decrease can be attributed due to State Revolving Fund loan debt service and construction payments primarily for the RP-5 Expansion project.

**Figure 1: Cash, Investments, and Restricted Deposits**



PFM continues to focus on investment discipline and maintaining a neutral duration strategy to ensure current investments align with the Agency's Investment Policy's goals of preservation of capital in the overall portfolio, provide sufficient liquidity to meet to operating requirements, and attain a market rate of return throughout budgetary and economic cycles.

Table 1 below represents the unrestricted Agency investment portfolio by authorized investment and duration with a total portfolio amount of \$211.0 million. The Agency portfolio excludes cash and restricted deposits in the amount of \$280.3 million held by member agencies and with fiscal agents, including \$137.1 million in capitalized interest and debt proceeds for the RP-5 Expansion Project.



Table 1: Agency Portfolio

Authorized Investments	Allowable Threshold (\$ million or %)	Investment Value as of August 31, 2022 (\$ million)				Average Yield %	Portfolio% (Unrestricted)
		Under 1 Year	1-3 Years	Over 3 Years	Total		
LAIF*- Unrestricted	\$75	\$35.2	\$0.0	\$0.0	\$35.2	1.276%	16.69%
CAMP** – Unrestricted	n/a	17.7			17.7	2.300%	8.36%
CBB*** – Sweep	40%	44.0			44.0	0.250%	20.87%
<b>Sub-Total Agency Managed</b>		<b>\$96.9</b>	<b>\$0.0</b>	<b>\$0.0</b>	<b>\$96.9</b>	<b>0.996%</b>	<b>45.92%</b>
Brokered Cert. of Deposit	30%	\$1.9	\$0.0	\$0.0	\$1.9	0.867%	0.89%
Medium Term Notes	30%	2.7	8.4	4.0	15.1	1.951%	7.16%
Municipal Bonds	10%	0.2	1.7	0.2	2.1	0.986%	1.01%
Supranational Bonds	20%		1.7		1.7	0.520%	0.79%
US Treasury Notes	n/a	5.1	25.2	35.2	65.5	1.497%	31.06%
US Gov't Securities	n/a	7.5	18.0	2.3	27.8	0.982%	13.17%
<b>Sub-Total PFM Managed</b>		<b>\$17.4</b>	<b>\$55.0</b>	<b>\$41.7</b>	<b>\$114.1</b>	<b>1.398%</b>	<b>54.08%</b>
<b>Total</b>		<b>\$114.3</b>	<b>\$55.0</b>	<b>\$41.7</b>	<b>\$211.0</b>	<b>1.213%</b>	<b>100.0%</b>

\*LAIF – Local Agency Investment Fund

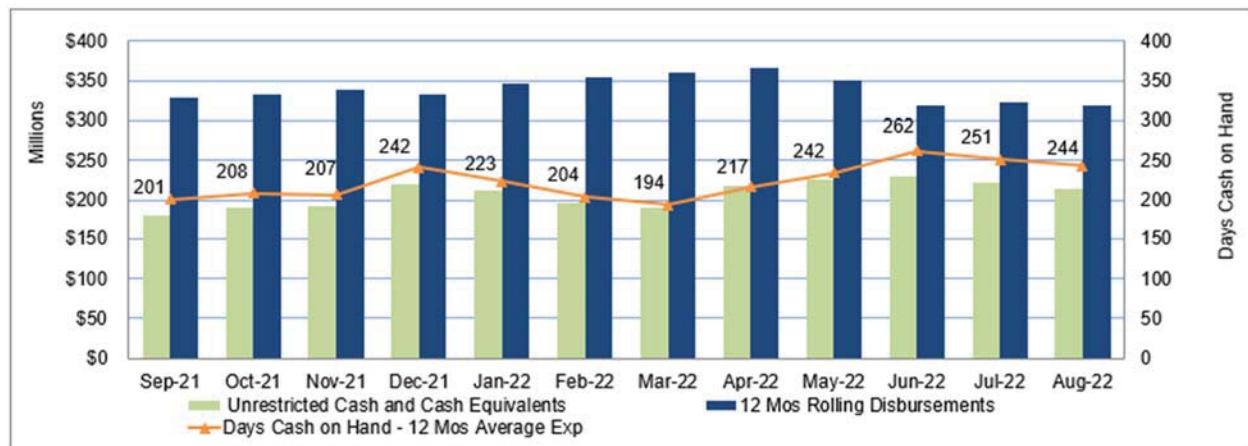
\*\*CAMP – California Asset Management Program

\*\*\*CBB – Citizens Business Bank

+/- due to rounding

Average days cash on hand is calculated using the monthly ending balance of unrestricted cash and cash equivalents divided by disbursements associated with operating expenses, debt service costs, and capital expenditures. The average days cash on hand decreased from 251 days to 244 days for the month of August 2022 as shown in Figure 2.

Figure 2: Days Cash on Hand – 12 Month Rolling Average



Monthly cash and investment summaries are available on the Agency's website at:

<https://www.ieua.org/read-our-reports/cash-and-investment/>



# Treasurer's Report of Financial Affairs for the Month Ended August 31, 2022

Alex Lopez

Acting Budget Officer

October 2022



## Agency Liquidity

- Decrease in Investment, Cash, and Restricted deposits due to State Revolving Fund loan debt service and construction payments primarily for the RP-5 Expansion project.
- Increase in Investment Portfolio Yield is primarily due to an increased earnings yield in the Local Agency Investment Fund and the California Asset Management Program (CAMP) accounts.

Description	August \$ Millions	July \$ Millions	Increase / (Decrease) \$ Millions
Investment Portfolio	\$211.0	\$219.0	(\$8.0)
Cash and Restricted Deposits	\$280.3	\$280.1	\$0.2
<b>Total Investments, Cash, and Restricted Deposits</b>	<b>\$491.3</b>	<b>\$499.1</b>	<b>(\$7.8)</b>
Investment Portfolio Yield	1.213%	1.195%	0.018%
Weighted Average Duration (Years)	1.22	1.22	0.0
Average Cash on Hand (Days)	244	251	(7)

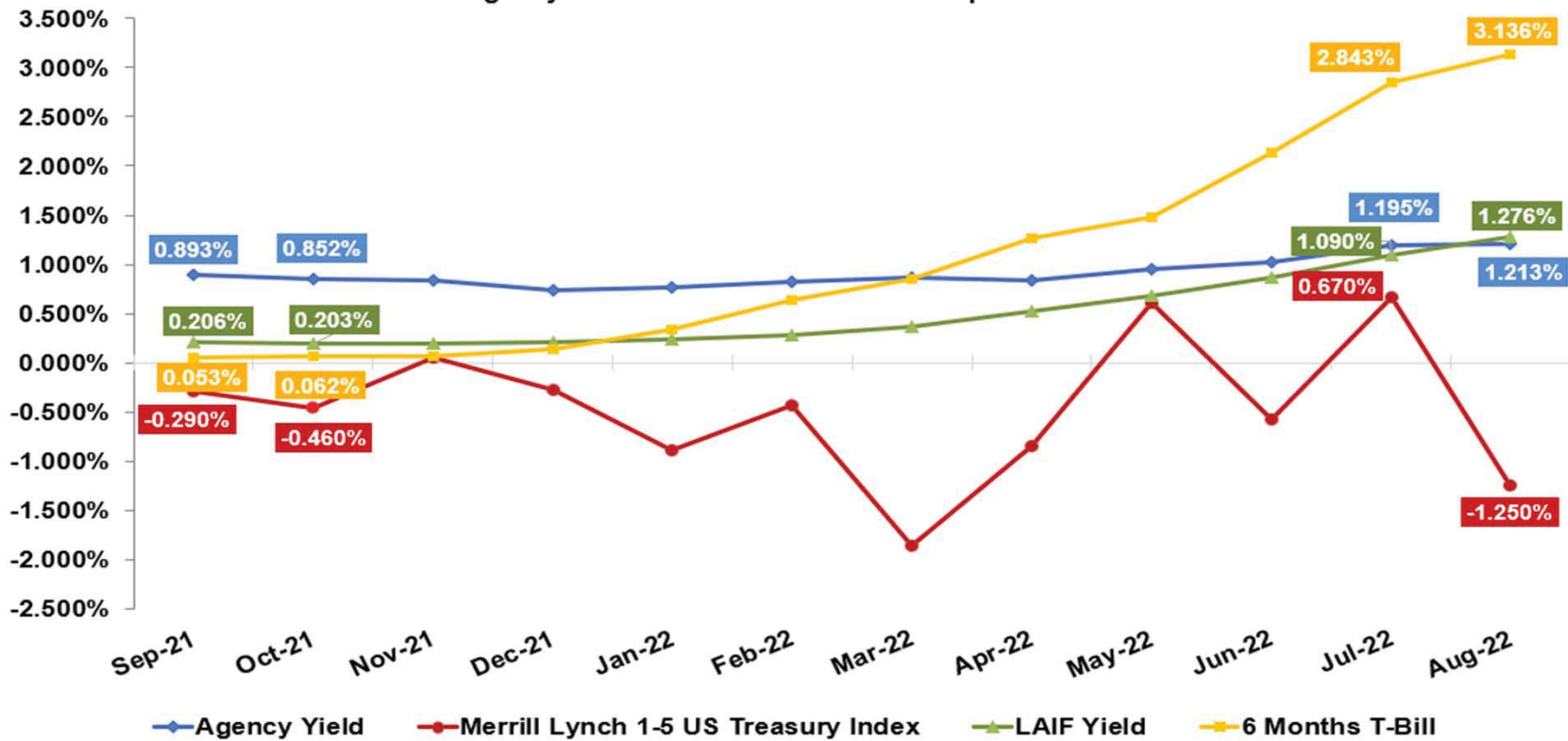
Monthly cash and investment summaries available at: <https://www.ieua.org/read-our-reports/cash-and-investment/>

# Agency Investment Position

Authorized Investments	Allowable Threshold (\$ million or %)	Under 1 Year	1 – 3 Years	Over 3 Years	Total	Average Yield %	Portfolio % (Unrestricted)
Local Agency Investment Fund	\$75	\$35.2	\$0.0	\$0.0	\$35.2	1.276%	16.69%
California Asset Management Program	n/a	17.7			17.7	2.300%	8.36%
Citizens Business Bank – Sweep	40%	44.0			44.0	0.250%	20.87%
<b>Sub-Total Agency Managed</b>		<b>\$96.9</b>	<b>\$0.0</b>	<b>\$0.0</b>	<b>\$96.9</b>	<b>0.996%</b>	<b>45.92%</b>
Brokered Certificates of Deposit (CD)	30%	\$1.9	\$0.0	\$0.0	\$1.9	0.867%	0.89%
Medium Term Notes	30%	2.7	8.4	4.0	15.1	1.951%	7.16%
Municipal Bonds	10%	0.2	1.7	0.2	2.1	0.986%	1.01%
Supranational Bonds	20%		1.7		1.7	0.520%	0.79%
US Treasury Notes	n/a	5.1	25.2	35.2	65.5	1.497%	31.06%
US Government Securities	n/a	7.5	18.0	2.3	27.8	0.982%	13.17%
<b>Sub-Total PFM Managed</b>		<b>\$17.4</b>	<b>\$55.0</b>	<b>\$41.7</b>	<b>\$114.1</b>	<b>1.398%</b>	<b>54.08%</b>
<b>Total</b>		<b>\$114.3</b>	<b>\$55.0</b>	<b>\$41.7</b>	<b>\$211.0</b>	<b>1.213%</b>	<b>100.0%</b>

# Portfolio Yield Comparison

Inland Empire Utilities Agency  
Treasurer's Report of Financial Affairs  
Month Ended August 31, 2022  
Agency Investment Portfolio Yield Comparison



## TREASURER'S REPORT OF FINANCIAL AFFAIRS

For the Month Ended August 31, 2022



All investment transactions have been executed in accordance with the criteria stated in the Agency's Investment Policy (Resolution No. 2022-4-8) adopted by the Inland Empire Utilities Agency's Board of Directors during its regular meeting held on April 20, 2022.

The funds anticipated to be available during the next six-month period are expected to be sufficient to meet all foreseen expenditures during the period.

\* A Municipal Water District



**INLAND EMPIRE UTILITIES AGENCY**  
**Cash and Investment Summary**

Month Ended  
August 31, 2022

	August	July	Variance
<b><u>Cash, Bank Deposits, and Bank Investment Accounts</u></b>	\$2,267,044	\$2,407,860	(\$140,816)
<b><u>Investments</u></b>			
<b>Agency Managed</b>			
Citizens Business Bank (CBB) Repurchase (Sweep)	\$44,037,084	\$22,486,115	\$21,550,969
Local Agency Investment Fund (LAIF)	35,206,840	65,206,840	(30,000,000)
California Asset Management Program (CAMP)	17,647,378	17,613,014	34,364
<b>Total Agency Managed Investments</b>	96,891,302	105,305,969	(\$8,414,667)
<b>PFM Managed</b>			
Certificates of Deposit	\$1,870,000	\$1,870,000	\$0
Municipal Bonds	2,140,982	2,141,012	(30)
Supra-National Agency Bonds	1,669,151	1,669,116	35
Medium Term Notes	15,099,704	16,016,294	(916,590)
U.S. Treasury Notes	65,522,262	64,208,080	1,314,182
U.S. Government Sponsored Entities	27,783,939	27,784,743	(804)
<b>Total PFM Managed Investments</b>	114,086,038	113,689,245	\$396,793
<b>Total Investments</b>	\$210,977,340	\$218,995,214	(\$8,017,874)
<b>Total Cash and Investments Available to the Agency</b>	\$213,244,384	\$221,403,074	(\$8,158,690)
<b><u>Restricted Deposits</u></b>			
CAMP Water Connection Reserve	\$28,316,493	\$27,768,840	\$547,653
LAIF Self Insurance Reserve	6,573,509	6,573,509	-
Bond and Note Accounts	22,145,951	22,115,142	30,809
2020B Construction Accounts	114,980,292	114,959,692	20,600
Capital Capacity Reimbursement Account (CCRA) Deposits Held by Member Agencies**	77,153,020	77,000,684	152,336
California Employers' Retirement Benefit Trust Account - CERBT (Other Post Employment Benefits - OPEB)	20,255,241	21,070,358	(815,117)
Escrow Deposits	8,658,341	8,255,048	403,293
<b>Total Restricted Deposits</b>	\$278,082,847	\$277,743,273	\$339,574
<b>Total Cash, Investments, and Restricted Deposits</b>	<b>\$491,327,231</b>	<b>\$499,146,347</b>	<b>(\$7,819,116)</b>

\*\*Total reported as of June 2022 (partial) net of capital call

**INLAND EMPIRE UTILITIES AGENCY**  
**Cash and Investment Summary**

Month Ended  
August 31, 2022

**Cash, Bank Deposits, and Bank Investment Accounts**

CBB Demand Account (Negative balance offset by CBB Sweep Balance)	\$1,732,229
CBB Payroll Account	-
CBB Workers' Compensation Account	35,281
Subtotal Demand Deposits	<u>\$1,767,510</u>

**Other Cash and Bank Accounts**

Petty Cash	\$2,250
Subtotal Other Cash	<u>\$2,250</u>

**US Bank Pre-Investment Money Market Account**

\$497,284

***Total Cash and Bank Accounts***

**\$2,267,044**

**Unrestricted Investments**

**CBB Repurchase (Sweep) Investments**

Freddie Mac (FHLMC)	\$36,655,314
Fannie Mae (FNMA)	7,381,770
Subtotal CBB Repurchase (Sweep)	<u>\$44,037,084</u>

**Local Agency Investment Fund (LAIF)**

LAIF Fund	\$35,206,840
Subtotal Local Agency Investment Fund	<u>\$35,206,840</u>

**California Asset Management Program (CAMP)**

Short Term	\$17,647,378
Subtotal CAMP	<u>\$17,647,378</u>

**Subtotal Agency Managed Investment Accounts**

**\$96,891,302**

**Brokered Certificates of Deposit**

Brokered Certificates of Deposit	\$1,870,000
Subtotal Brokered Certificates of Deposit	<u>\$1,870,000</u>

**Supra-National Agency Bonds**

Inter-American Development Bank Notes	\$1,669,151
Subtotal Supra-National Agency Bonds	<u>\$1,669,151</u>

**INLAND EMPIRE UTILITIES AGENCY**  
**Cash and Investment Summary**

Month Ended  
August 31, 2022

**Unrestricted Investments Continued**

**Municipal Bonds**

Subtotal State and Local Municipal Bonds	\$2,140,982
Subtotal State and Municipal Bonds	<u>\$2,140,982</u>

**Medium Term Notes**

Medium Term Notes	\$15,099,704
Subtotal Medium Term Notes	<u>\$15,099,704</u>

**U.S. Treasury Notes**

Treasury Note	\$65,522,262
Subtotal U.S. Treasury Notes	<u>\$65,522,262</u>

**U.S. Government Sponsored Entities**

Fannie Mae Bank	\$17,833,032
Freddie Mac Bank	7,936,872
Federal Home Loan Bank	<u>2,014,035</u>
Subtotal U.S. Government Sponsored Entities	<u>\$27,783,939</u>

<b>Subtotal PFM Managed Investment Accounts</b>	<b><u>\$114,086,038</u></b>
---	-----------------------------

<b><i>Total Investments</i></b>	<b><u>\$210,977,340</u></b>
---------------------------------	-----------------------------

**Restricted Deposits**

**Investment Pool Accounts**

CAMP - Water Connection Reserves	\$28,316,493
LAIF - Self Insurance Fund Reserves	<u>6,573,509</u>
Subtotal Investment Pool Accounts	<u>\$34,890,002</u>

**Bond and Note Accounts**

2017A Debt Service Accounts	\$428
2020A Debt Service Accounts	3
2020B Debt Service Accounts	39
2020B Capitalized Interest	<u>22,145,481</u>
Subtotal Bond and Note Accounts	<u>\$22,145,951</u>

**INLAND EMPIRE UTILITIES AGENCY**  
**Cash and Investment Summary**

Month Ended  
August 31, 2022

**Restricted Deposits Continued**

**2020B Construction Project Accounts**

LAIF Construction Project Accounts	\$104,401,802
CAMP Construction Project Accounts	10,578,490
Subtotal 2020B Construction Project Accounts	<u>\$114,980,292</u>

**CCRA Deposits Held by Member Agencies**

City of Chino	\$11,639,634
Cucamonga Valley Water District	14,039,076
City of Fontana	15,889,037
City of Montclair	1,430,546
City of Ontario	27,495,516
City of Chino Hills	3,178,934
City of Upland	3,480,277
Subtotal CCRA Deposits Held by Member Agencies**	<u>\$77,153,020</u>

*\*\*Total reported as of June 2022 (partial) net of capital call*

**CalPERS**

CERBT Account (OPEB)	\$20,255,241
Subtotal CalPERS Accounts	<u>\$20,255,241</u>

**Escrow Deposits**

Genesis Construction	\$218,372
W.M. Lyles Construction	8,053,571
MNR Construction, Inc.	386,398
Subtotal Escrow Deposits	<u>\$8,658,341</u>

***Total Restricted Deposits***

\$278,082,847

***Total Cash, Investments, and Restricted Deposits as of August 31, 2022***

\$491,327,231

Total Cash, Investments, and Restricted Deposits as of 8/31/2022

\$491,327,231

Less: Total Cash, Investments, and Restricted Deposits as of 7/31/2022

499,146,347

***Total Monthly Increase (Decrease)***

(\$7,819,116)

# INLAND EMPIRE UTILITIES AGENCY

## Cash and Investment Summary

Month Ended  
August 31, 2022

Par	Cost Basis	Term	August	%	%	Maturity	Market
Amount	Amount	(Days)	Value	Coupon	Yield to Maturity	Date	Value

### Cash, Bank Deposits, and Bank Investment Accounts

#### Citizens Business Bank (CBB)

Demand Account	\$1,732,229	\$1,732,229	N/A	\$1,732,229	N/A	N/A	\$1,732,229
Payroll Checking	0	0	N/A	0	N/A	N/A	0
Workers' Compensation Account	35,281	35,281	N/A	35,281	N/A	N/A	35,281
Subtotal CBB Accounts	\$1,767,510	\$1,767,510		\$1,767,510			\$1,767,510

#### US Bank (USB)

Custodial Money Market ( <i>Investment Mgmt.</i> )	\$120,989	\$120,989	N/A	\$120,989	1.69%	N/A	\$120,989
Custodial Money Market ( <i>Debt Service</i> )	376,295	376,295	N/A	376,295	1.69%	N/A	376,295
Subtotal USB Account	\$497,284	\$497,284		\$497,284	1.69%		\$497,284

#### Petty Cash

\$2,250	\$2,250	N/A	\$2,250	N/A	N/A	\$2,250
---------	---------	-----	---------	-----	-----	---------

#### Total Cash, Bank Deposits and Bank Investment Accounts

\$2,267,044	\$2,267,044		\$2,267,044			\$2,267,044
-------------	-------------	--	-------------	--	--	-------------

### Investments

#### CBB Daily Repurchase (Sweep) Accounts

Freddie Mac (FHLMC)	\$36,655,314	\$36,655,314	N/A	\$36,655,314	0.25%	N/A	\$36,655,314
Fannie Mae (FNMA)	7,381,770	7,381,770	N/A	7,381,770	0.25%	N/A	7,381,770
Subtotal CBB Repurchase Accounts	\$44,037,084	\$44,037,084		\$44,037,084	0.25%		\$44,037,084

#### LAIF Accounts

Non-Restricted Funds	\$35,206,840	\$35,206,840	N/A	\$35,206,840	1.276%	N/A	\$35,206,840
Subtotal LAIF Accounts	\$35,206,840	\$35,206,840		\$35,206,840	1.276%		\$35,206,840

#### CAMP Accounts

Non-Restricted Funds	\$17,647,378	\$17,647,378	N/A	\$17,647,378	2.30%	N/A	\$17,647,378
Subtotal CAMP Accounts	\$17,647,378	\$17,647,378		\$17,647,378	2.30%		\$17,647,378

#### Subtotal Agency Managed Investment Accounts

\$96,891,302	\$96,891,302		\$96,891,302	1.00%		\$96,891,302
--------------	--------------	--	--------------	-------	--	--------------

#### Brokered Certificates of Deposit (CDs)

Barclays Bank PLC NY	\$1,125,000	\$1,125,000	1153	\$1,125,000	1.05%	1.05%	02/01/23	\$1,112,197
Credit Suisse NY	745,000	745,000	724	745,000	0.59%	0.59%	03/17/23	732,402
Subtotal Brokered CDs	\$1,870,000	\$1,870,000		\$1,870,000	0.87%			\$1,844,599

# INLAND EMPIRE UTILITIES AGENCY

## Cash and Investment Summary

Month Ended  
August 31, 2022

Par	Cost Basis	Term	August	%	%	Maturity	Market
Amount	Amount	(Days)	Value	Coupon	Yield to Maturity	Date	Value

### Investments (continued)

#### US Treasury Note

US Treasury Note	\$1,880,000	\$1,875,300	709	\$1,878,197	0.13%	0.25%	05/31/23	\$1,835,056
US Treasury Note	2,000,000	1,899,453	1618	1,981,233	1.38%	2.58%	06/30/23	1,966,250
US Treasury Note	1,260,000	1,196,951	1630	1,247,119	1.25%	2.44%	07/31/23	1,234,800
US Treasury Note	650,000	667,088	1611	654,179	2.88%	2.25%	09/30/23	645,836
US Treasury Note	1,875,000	1,870,898	877	1,872,942	0.25%	0.34%	11/15/23	1,804,395
US Treasury Note	3,450,000	3,484,904	1713	3,458,965	2.75%	2.52%	11/15/23	3,419,813
US Treasury Note	2,525,000	2,479,826	1786	2,513,492	2.13%	2.52%	11/30/23	2,483,180
US Treasury Note	990,000	988,608	1044	989,373	0.13%	0.17%	12/15/23	948,544
US Treasury Note	120,000	120,356	1813	120,096	2.63%	2.56%	12/31/23	118,706
US Treasury Note	810,000	806,235	917	807,943	0.13%	0.31%	01/15/24	773,677
US Treasury Note	675,000	709,778	962	695,396	2.38%	0.35%	02/29/24	664,137
US Treasury Note	2,345,000	2,355,534	1792	2,348,568	2.00%	1.90%	04/30/24	2,289,673
US Treasury Note	210,000	208,679	1059	209,224	0.25%	0.47%	05/15/24	198,844
US Treasury Note	575,000	580,930	1824	577,172	2.00%	1.78%	06/30/24	559,996
US Treasury Note	1,000,000	1,016,172	1818	1,006,218	2.13%	1.78%	07/31/24	975,156
US Treasury Note	1,310,000	1,349,146	1824	1,326,311	2.13%	1.50%	09/30/24	1,275,203
US Treasury Note	595,000	614,454	1822	603,446	2.25%	1.57%	10/31/24	579,846
US Treasury Note	510,000	521,814	1789	515,421	2.13%	1.63%	11/30/24	495,019
US Treasury Note	1,820,000	1,876,875	1273	1,857,118	1.50%	0.58%	11/30/24	1,742,366
US Treasury Note	1,445,000	1,383,587	1319	1,392,230	1.13%	2.73%	01/15/25	1,367,557
US Treasury Note	340,000	335,232	1475	336,758	0.25%	0.60%	05/31/25	311,206
US Treasury Note	1,900,000	1,866,230	1440	1,876,479	0.25%	0.71%	05/31/25	1,739,094
US Treasury Note	2,050,000	2,027,898	1532	2,033,736	0.25%	0.52%	08/31/25	1,861,336
US Treasury Note	990,000	968,228	1463	973,258	0.25%	0.81%	09/30/25	897,188
US Treasury Note	1,600,000	1,573,125	1463	1,579,599	0.25%	0.67%	09/30/25	1,450,000
US Treasury Note	435,000	427,965	1658	429,968	0.38%	0.74%	11/30/25	393,607
US Treasury Note	1,910,000	1,873,218	1623	1,883,121	0.38%	0.82%	11/30/25	1,728,252
US Treasury Note	2,925,000	2,845,591	1623	2,861,750	0.38%	1.06%	11/30/25	2,646,668
US Treasury Note	815,000	810,034	1814	811,668	0.38%	0.50%	12/31/25	735,538
US Treasury Note	1,780,000	1,751,145	1699	1,759,331	0.38%	0.73%	12/31/25	1,606,450
US Treasury Note	870,000	820,995	1730	827,499	0.38%	1.86%	01/31/26	783,136
US Treasury Note	1,520,000	1,466,087	1730	1,474,722	0.38%	1.27%	01/31/26	1,368,237
US Treasury Note	1,540,000	1,400,438	1730	1,412,680	0.38%	2.95%	01/31/26	1,386,241
US Treasury Note	2,345,000	2,248,910	1730	2,263,918	0.38%	1.42%	01/31/26	2,110,866
US Treasury Note	2,940,000	3,257,428	1730	3,157,426	2.63%	0.43%	01/31/26	2,860,528
US Treasury Note	1,765,000	1,717,428	1850	1,725,685	0.50%	1.15%	02/28/26	1,592,361
US Treasury Note	3,110,000	3,068,088	1821	3,080,632	0.50%	0.78%	02/28/26	2,805,803
US Treasury N/B Note	1,360,000	1,359,469	1666	1,359,583	0.75%	0.76%	03/31/26	1,235,900
US Treasury N/B Note	1,464,000	1,453,192	1805	1,455,808	0.75%	0.90%	05/31/26	1,325,378
US Treasury N/B Note	2,120,000	1,942,947	1805	1,953,304	0.75%	2.99%	05/31/26	1,919,263



# INLAND EMPIRE UTILITIES AGENCY

## Cash and Investment Summary

Month Ended  
August 31, 2022

	Par	Cost Basis	Term	August	%	%	Maturity	Market
	Amount	Amount	(Days)	Value	Coupon	Yield to Maturity	Date	Value
<b><u>Investments (continued)</u></b>								
US Treasury N/B Note	890,000	819,461	1927	825,795	0.88%	2.77%	09/30/26	803,920
US Treasury N/B Note	1,190,000	1,086,851	1927	1,094,182	0.88%	3.00%	09/30/26	1,074,905
US Treasury Note	1,500,000	1,457,636	2065	1,459,094	2.25%	2.91%	02/15/27	1,428,281
US Treasury N/B Note	2,115,000	1,890,281	2139	1,893,790	0.50%	2.92%	04/30/27	1,854,591
US Treasury Note	1,055,000	936,436	2200	937,832	0.50%	2.99%	06/30/27	921,147
Subtotal US Treasuries	\$66,574,000	\$65,410,901		\$65,522,262		1.50%		\$62,217,946
<b><u>U.S. Government Sponsored Entities</u></b>								
Fannie Mae Bond	\$1,360,000	\$1,355,906	365	\$1,359,017	0.25%	0.35%	05/22/23	\$1,331,345
Freddie Mac Bond	1,450,000	1,444,461	1,810	1,449,109	2.75%	2.83%	06/19/23	\$1,444,019
Freddie Mac Bond	1,330,000	1,326,116	1,095	1,328,943	0.25%	0.35%	06/26/23	\$1,297,432
Fannie Mae Bond	1,875,000	1,870,969	1,095	1,873,851	0.25%	0.32%	07/10/23	\$1,826,211
Fannie Mae Bond	645,000	645,000	1,092	645,000	0.36%	0.36%	08/18/23	\$626,107
Freddie Mac Bond	885,000	884,097	1,098	884,707	0.25%	0.28%	08/24/23	\$858,334
Fannie Mae Bond	855,000	853,273	1,741	854,627	2.88%	2.92%	09/12/23	\$850,397
Fannie Mae Bond	1,820,000	1,803,274	1,772	1,816,451	2.88%	3.08%	09/12/23	\$1,810,201
Freddie Mac Bond	805,000	804,203	1,095	804,666	0.25%	0.28%	12/04/23	\$773,537
Federal Home Loan Bank	870,000	895,642	1,772	876,700	3.38%	2.72%	12/08/23	\$869,160
Federal Home Loan Bank	190,000	189,327	1,824	189,805	2.50%	2.58%	02/13/24	\$187,413
Fannie Mae Bond	2,055,000	2,130,234	1,769	2,091,532	1.63%	0.85%	01/07/25	\$1,965,018
Freddie Mac Bond	1,215,000	1,214,065	1,825	1,214,541	1.50%	1.52%	02/12/25	\$1,155,901
Federal Home Loan Bank	950,000	945,288	1,824	947,530	0.50%	0.60%	04/14/25	\$877,368
Fannie Mae Bond	495,000	496,629	1,792	495,876	0.63%	0.56%	04/22/25	\$458,394
Fannie Mae Bond	1,275,000	1,272,374	1,824	1,273,612	0.63%	0.67%	04/22/25	\$1,180,711
Fannie Mae Bond	1,425,000	1,432,296	1,782	1,428,947	0.63%	0.52%	04/22/25	\$1,319,618
Fannie Mae Bond	240,000	241,126	1,716	240,669	0.50%	0.40%	06/17/25	\$220,484
Fannie Mae Bond	995,000	996,473	1,693	995,887	0.50%	0.47%	06/17/25	\$914,092
Fannie Mae Bond	1,435,000	1,441,931	1,778	1,438,976	0.50%	0.40%	06/17/25	\$1,318,313
Fannie Mae Bond	1,480,000	1,476,936	1,824	1,478,287	0.50%	0.54%	06/17/25	\$1,359,654
Freddie Mac Bond	895,000	890,543	1,824	892,424	0.38%	0.48%	07/21/25	\$817,076
Fannie Mae Bond	950,000	945,554	1,824	947,346	0.38%	0.47%	08/25/25	\$864,726
Freddie Mac Bond	1,365,000	1,360,891	1,824	1,362,482	0.38%	0.44%	09/23/25	\$1,239,449
Fannie Mae Bond	895,000	891,796	1,821	892,954	0.50%	0.57%	11/07/25	\$812,503
Subtotal U.S. Gov't Sponsored Entities	\$27,755,000	\$27,808,404		\$27,783,939		0.98%		\$26,377,462
<b><u>Supra-National Agency Bond</u></b>								
Inter-American Development Bank Notes	\$1,670,000	\$1,668,764	1,461	\$1,669,151	0.50%	0.52%	09/23/24	\$1,569,419
Subtotal Supra-National Agency Bond	\$1,670,000	\$1,668,764		\$1,669,151		0.52%		\$1,569,419

# INLAND EMPIRE UTILITIES AGENCY

## Cash and Investment Summary

Month Ended  
August 31, 2022

### Investments (continued)

#### Municipal Bonds

	Par	Cost Basis	Term	August	%	%	Maturity	Market
	Amount	Amount	(Days)	Value	Coupon	Yield to Maturity	Date	Value
CA State Earthquake Authority Taxable Rev	\$195,000	\$195,000	949	\$195,000	1.48%	1.48%	07/01/23	\$190,769
Maryland State GO Bond	250,000	249,930	1457	249,966	0.51%	0.52%	08/01/24	236,083
CA State Dept of Wtr Res	100,000	100,000	1578	100,000	0.56%	0.56%	12/01/24	92,503
Univ. of CA Revenue Bond	90,000	90,326	1764	90,180	0.88%	0.81%	05/15/25	82,587
Univ. of CA Revenue Bond	205,000	205,000	1764	205,000	0.88%	0.88%	05/15/25	188,114
Florida State Board of Admin. Taxable Rev	200,000	201,414	1749	200,836	1.26%	1.11%	07/01/25	186,092
Florida State Board of Admin. Taxable Rev	520,000	520,000	1749	520,000	1.26%	1.26%	07/01/25	483,839
Los Angeles CCD CA Taxable GO Bonds	375,000	375,000	1725	375,000	0.77%	0.77%	08/01/25	339,904
NJ TPK Authority	205,000	205,000	1792	205,000	1.05%	1.05%	01/01/26	184,924
Subtotal State and Local Municipal Bonds	\$2,140,000	\$2,141,670		\$2,140,982		0.99%		\$1,984,814

#### Medium Term Notes

Bank of NY Mellon	\$1,375,000	\$1,387,595	1555	\$1,376,936	3.50%	3.27%	04/28/23	\$1,374,414
Apple Inc. Corp.	565,000	563,463	1095	564,646	0.75%	0.84%	05/11/23	553,801
UnitedHealth Group Inc	720,000	755,741	1330	727,712	3.50%	2.08%	06/15/23	719,331
Pfizer Inc	1,260,000	1,276,393	1807	1,264,905	2.95%	2.67%	03/15/24	1,247,420
Amazon Com. Inc.	560,000	559,182	1096	559,538	0.45%	0.50%	05/12/24	529,618
Walmart Inc	1,425,000	1,495,195	1768	1,437,037	2.85%	1.78%	07/08/24	1,404,293
JP Morgan Chase	570,000	570,000	1461	570,000	0.65%	0.65%	09/16/24	547,840
Bank of America	725,000	725,000	1464	725,000	0.81%	0.81%	10/24/24	693,953
John Deere Capital Corp	790,000	770,045	1542	773,412	1.25%	2.17%	01/10/25	746,381
Toyota Motor	315,000	318,078	1724	316,599	1.80%	1.58%	02/13/25	298,947
Toyota Motor	425,000	429,152	1724	427,158	1.80%	1.58%	02/13/25	403,341
Novartis Capital	1,425,000	1,475,744	1743	1,450,669	1.75%	0.98%	02/14/25	1,362,189
JP Morgan Chase	555,000	555,000	1461	555,000	0.82%	0.82%	06/01/25	519,291
JP Morgan Chase	355,000	355,000	1530	355,000	0.77%	0.77%	08/09/25	330,024
Bristol Myers	349,000	345,524	1606	346,470	0.75%	0.98%	11/13/25	317,125
Bank of Americ Corp	880,000	880,000	1746	880,000	3.38%	3.38%	04/02/26	847,363
Microsoft Corp (Callable)	1,100,000	1,112,199	1874	1,110,703	2.40%	2.14%	08/08/26	1,052,024
Target Corp	150,000	149,745	2034	149,776	1.95%	1.99%	01/15/27	139,150
Target Corp	690,000	689,579	2034	689,629	1.95%	1.96%	01/15/27	640,089
Truist Financial Corp	935,000	817,779	2234	819,514	1.13%	3.91%	08/03/27	800,628

Subtotal Medium Term Notes	\$15,169,000	\$15,230,414		\$15,099,704		1.95%		\$14,527,222
<b>Subtotal PFM Managed Investment Accounts</b>	<b>\$115,178,000</b>	<b>\$114,130,153</b>		<b>\$114,086,039</b>		<b>1.40%</b>		<b>\$108,521,463</b>
<b>Total Investments</b>	<b>\$212,069,302</b>	<b>\$211,021,455</b>		<b>\$210,977,341</b>				<b>\$205,412,765</b>

(Source of Investment Amortized Cost: PFM)

# INLAND EMPIRE UTILITIES AGENCY

## Cash and Investment Summary

Month Ended  
August 31, 2022

	Par	Cost Basis	Term	August	%	%	Maturity	Market
	Amount	Amount	(Days)	Value	Coupon	Yield to Maturity	Date	Value
<b>Restricted Deposits</b>								
<b>Investment Pool Accounts</b>								
CAMP - Water Connection Reserves	\$28,316,493	\$28,316,493	N/A	\$28,316,493		2.30%	N/A	\$28,316,493
LAIF - Self Insurance Reserves	6,573,509	6,573,509	N/A	6,573,509		1.28%	N/A	6,573,509
<b>Total Investment Pool Accounts</b>	<b>\$34,890,002</b>	<b>\$34,890,002</b>		<b>\$34,890,002</b>		<b>2.11%</b>		<b>\$34,890,002</b>
<b>Bond and Note Accounts</b>								
2017A Debt Service Accounts	\$428	\$428	N/A	\$428		0.00%	N/A	\$428
2020A Debt Service Accounts	3	3	N/A	3		0.00%	N/A	3
2020B Debt Service Accounts	39	39	N/A	39		0.00%	N/A	39
2020B Capitalized Interest Account	22,145,481	22,145,481	N/A	22,145,481		2.30%	N/A	22,145,481
<b>Total Bond and Note Accounts</b>	<b>\$22,145,951</b>	<b>\$22,145,951</b>		<b>\$22,145,951</b>		<b>2.30%</b>		<b>\$22,145,951</b>
<b>2020B Construction Project Account</b>								
LAIF Construction Fund	\$104,401,802	\$104,401,802	N/A	\$104,401,802		1.28%	N/A	\$104,401,802
CAMP Construction Fund	10,578,490	10,578,490		10,578,490		2.30%	N/A	10,578,490
Subtotal 2020B Construction Fund	\$114,980,292	\$114,980,292		\$114,980,292		1.37%		\$114,980,292
<b>Total 2020B Construction Project Accts</b>	<b>\$114,980,292</b>	<b>\$114,980,292</b>		<b>\$114,980,292</b>		<b>1.370%</b>		<b>\$114,980,292</b>
<b>CCRA Deposits Held by Member Agencies</b>								
City of Chino	\$11,639,634	\$11,639,634	N/A	\$11,639,634		N/A	N/A	\$11,639,634
City of Chino Hills	3,178,934	3,178,934	N/A	3,178,934		N/A	N/A	3,178,934
Cucamonga Valley Water District	14,039,076	14,039,076	N/A	14,039,076		N/A	N/A	14,039,076
City of Fontana	15,889,037	15,889,037	N/A	15,889,037		N/A	N/A	15,889,037
City of Montclair	1,430,546	1,430,546	N/A	1,430,546		N/A	N/A	1,430,546
City of Ontario	27,495,516	27,495,516	N/A	27,495,516		N/A	N/A	27,495,516
City of Upland	3,480,277	3,480,277	N/A	3,480,277		N/A	N/A	3,480,277
<i>Subtotal CCRA Deposits Held by Member Agencies**</i>	<i>\$77,153,020</i>	<i>\$77,153,020</i>		<i>\$77,153,020</i>				<i>\$77,153,020</i>
<i>**Total reported as of June 2022 (partial) net of capital call</i>								
<b>CalPERS Deposits</b>								
CERBT Account (OPEB)	\$16,000,000	\$16,000,000	N/A	\$20,255,241		N/A	N/A	\$20,255,241
Subtotal CalPERS Deposits	\$16,000,000	\$16,000,000		\$20,255,241				\$20,255,241
<b>Escrow Deposits</b>								
Genesis Construction	\$218,372	\$218,372	N/A	\$218,372		N/A	N/A	\$218,372
MNR Construction, Inc	386,398	386,398	N/A	386,398		N/A	N/A	386,398
W. M. Lyles Construction	8,053,571	8,053,571	N/A	8,053,571		N/A	N/A	8,053,571
Subtotal Escrow Deposits	\$8,658,341	\$8,658,341		\$8,658,341				\$8,658,341
<b>Total Restricted Deposits</b>	<b>\$273,827,606</b>	<b>\$273,827,606</b>		<b>\$278,082,847</b>				<b>\$278,082,847</b>
<b>Total Cash, Investments, and Restricted Deposits as of August 31, 2022</b>	<b>\$488,163,952</b>	<b>\$487,116,105</b>		<b>\$491,327,231</b>				<b>\$485,762,655</b>

**INLAND EMPIRE UTILITIES AGENCY**  
**Cash and Investment Summary**

Month Ended  
August 31, 2022

**Directed Investment Category**

	<b>Amount Invested</b>	<b>Yield</b>
CBB Repurchase (Sweep)	\$44,037,084	0.250%
LAIF - Unrestricted	35,206,840	1.276%
CAMP - Unrestricted	17,647,378	2.300%
Brokered Certificates of Deposit	1,870,000	0.867%
Medium Term Notes	15,099,704	1.951%
Municipal Bonds	2,140,982	0.986%
Supra-National Bonds	1,669,151	0.520%
US Treasury Notes	65,522,262	1.497%
U.S. Government Sponsored Entities	27,783,939	0.982%
<b>Total Investment Portfolio</b>	<b>\$210,977,341</b>	

***Investment Portfolio Rate of Return***

**1.213%**

**Restricted/Transitory/Other Accounts**

	<b>Amount Invested</b>	<b>Yield</b>
CCRA Deposits Held by Member Agencies	\$77,153,020	N/A
CalPERS OPEB (CERBT) Account	20,255,241	N/A
CAMP Restricted Water Connection Reserve	28,316,493	2.300%
LAIF Restricted Insurance Reserve	6,573,509	1.276%
US Bank - 2017A Debt Service Accounts	428	0.000%
US Bank - 2020A Refunding Bond Accounts	3	0.000%
US Bank - 2020B Revenue Note Accounts	22,145,520	2.300%
US Bank - Pre-Investment Money Market Account	497,284	1.690%
LAIF Construction Account	104,401,802	1.276%
CAMP Construction Account	10,578,490	2.300%
Citizens Business Bank - Demand Account	1,732,229	N/A
Citizens Business Bank - Workers' Compensation Account	35,281	N/A
Citizens Business Bank - Payroll Account	0	N/A
Other Accounts*	2,250	N/A
Escrow Account	8,658,341	N/A
<b>Total Restricted/Transitory/Other Accounts</b>	<b>\$280,349,891</b>	

***Average Yield of Other Accounts***

**1.640%**

**Total Agency Directed Deposits**

**\$491,327,231**

\*Petty Cash

**INLAND EMPIRE UTILITIES AGENCY**  
**Cash and Investment Summary**

Month Ended  
August 31, 2022

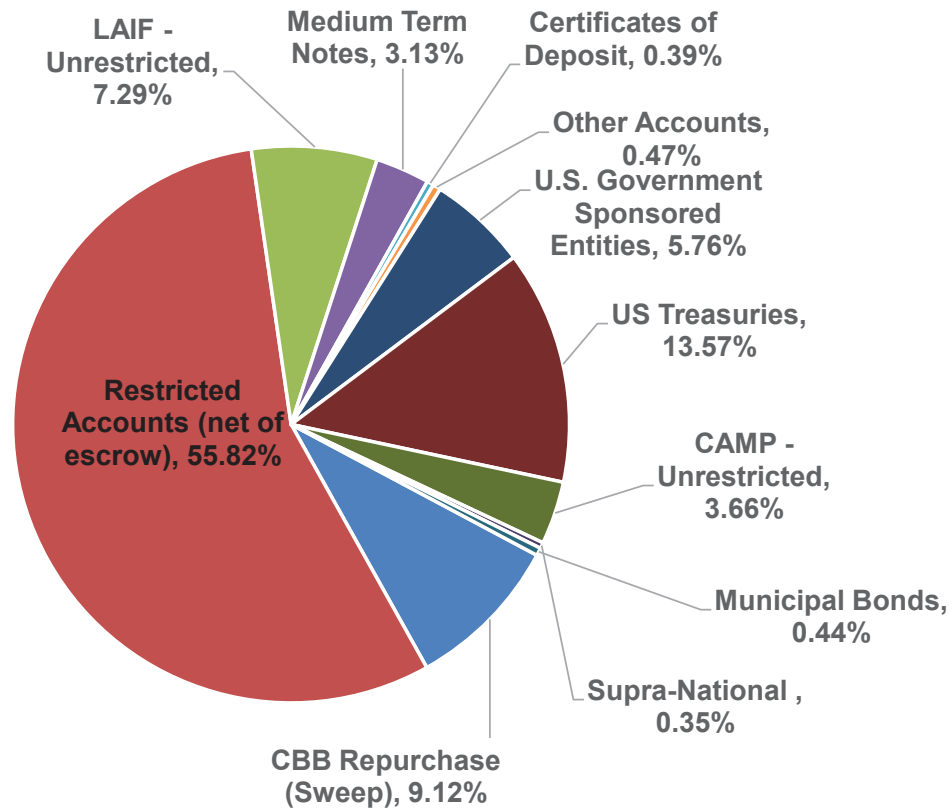
**August Purchases**

No.	Date	Transaction	Investment Security	Type	Par Amount Purchased	Investment Yield to Maturity
1	8/3/2022	Purchase	Truist Financial Corp Notes	Corporate Note	\$935,000	3.91%
2	8/3/2022	Purchase	US Treasury N/B Notes	Treasury N/B Notes	2,115,000	2.92%
3	08/09/22	Purchase	US Treasury	Treasury Note	1,055,000	2.99%
<b>Total Purchases</b>					<b>\$ 4,105,000</b>	

**August Investment Maturities, Calls & Sales**

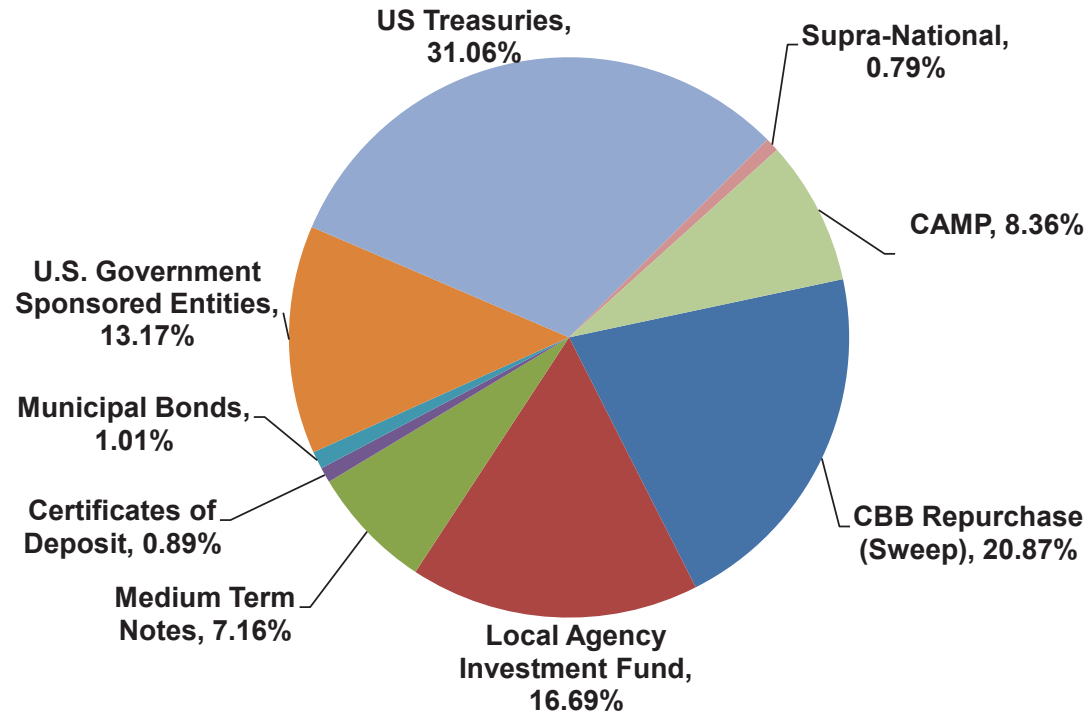
No.	Date	Transaction	Investment Security	Type	Par Amount Matured/Sold	Investment Yield to Maturity
1	8/3/2022	Sale	US Treasury	Treasury Note	\$1,235,000	2.44%
2	8/3/2022	Sale	Burlington North Santa Fe Corp Notes	Corporate Note	800,000	3.26%
3	8/3/2022	Sale	US Treasury	Treasury Note	310,000	2.74%
4	08/09/22	Sale	Amazon.Com Inc Bonds	Corporate Note	935,000	2.66%
<b>Total Maturities, Calls &amp; Sales</b>					<b>\$ 3,280,000</b>	

***Inland Empire Utilities Agency***  
**Treasurer's Report of Financial Affairs**  
Month Ended August 31, 2022  
Agency Investment Portfolio (Net of Escrow Accounts)  
**\$482,668,890**

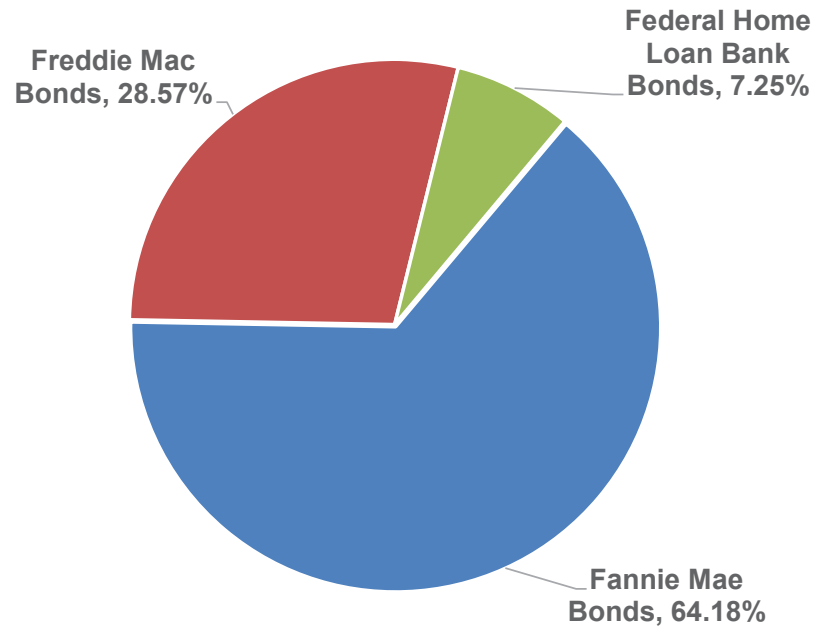




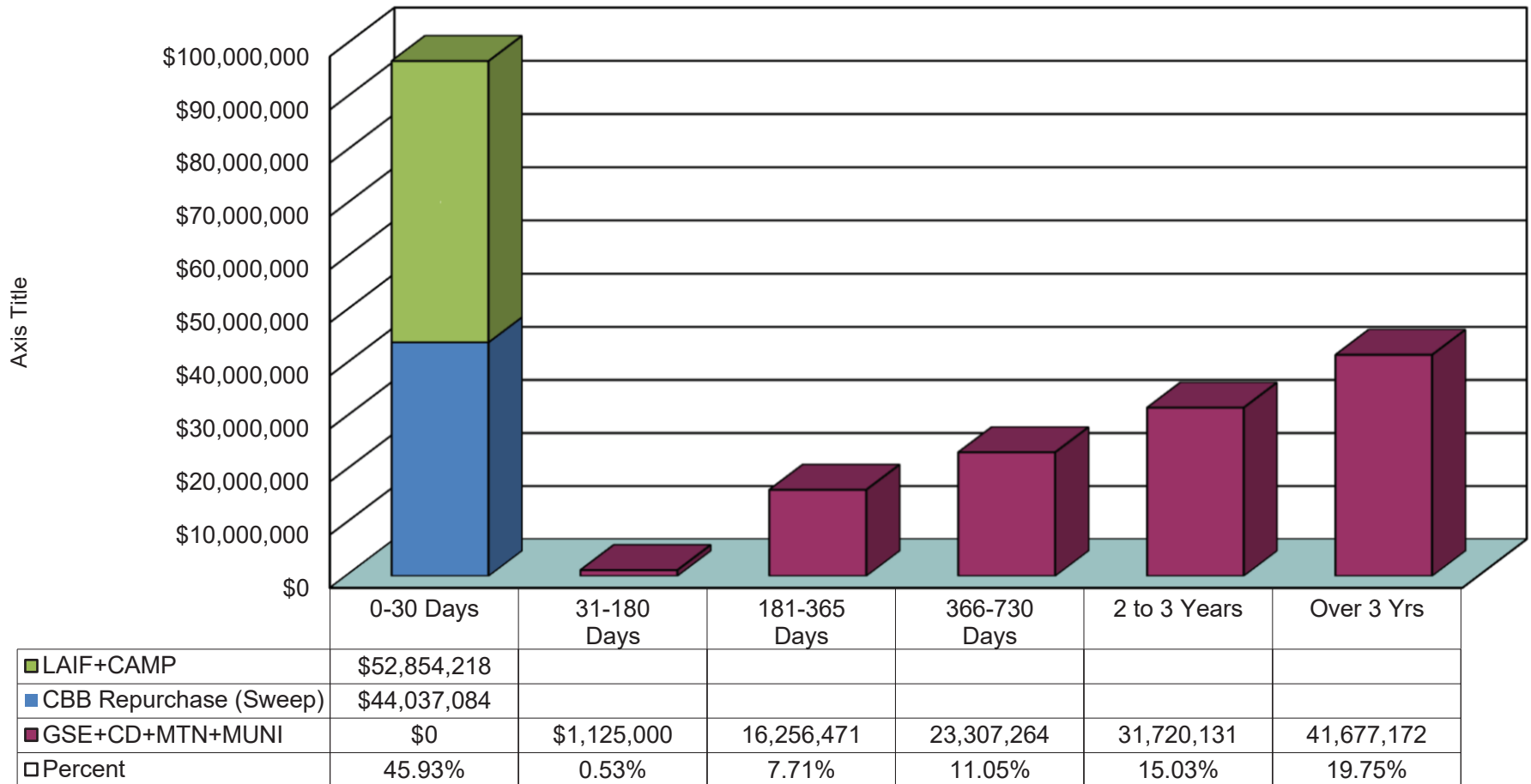
***Inland Empire Utilities Agency***  
**Treasurer's Report of Financial Affairs**  
Month Ended August 31, 2022  
Unrestricted Agency Investment Portfolio  
**\$210,977,341**



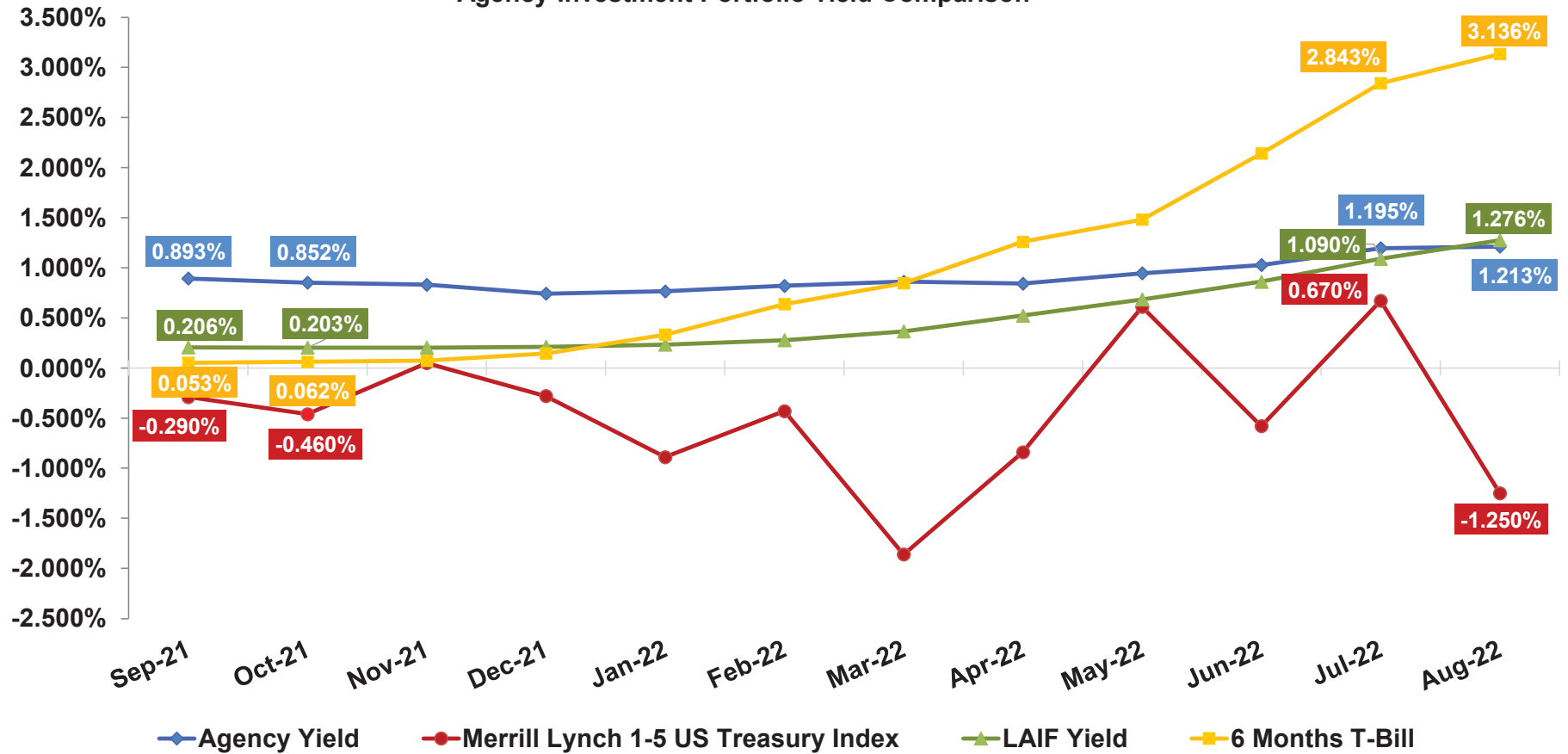
***Inland Empire Utilities Agency***  
**Treasurer's Report of Financial Affairs**  
Month Ended August 31, 2022  
U.S. Government Sponsored Entities Portfolio  
**\$27,783,939**



***Inland Empire Utilities Agency***  
**Treasurer's Report of Financial Affairs**  
**Month Ended August 31, 2022**  
***Agency Investment Portfolio Maturity Distribution (Unrestricted)***  
**\$210,977,341**



**Inland Empire Utilities Agency  
Treasurer's Report of Financial Affairs  
Month Ended August 31, 2022  
Agency Investment Portfolio Yield Comparison**



**AGENCY  
REPRESENTATIVES'  
REPORTS**

**4A**



# SAWPA

## SANTA ANA WATERSHED PROJECT AUTHORITY

11615 Sterling Avenue, Riverside, California 92503 • (951) 354-4220

PURSUANT TO THE PROVISIONS OF AB 361, THIS MEETING WILL BE CONDUCTED VIRTUALLY WITH THE OPPORTUNITY FOR PUBLIC COMMENT. ALL VOTES TAKEN WILL BE CONDUCTED BY ORAL ROLL CALL.

This meeting will be accessible as follows:

Meeting Access Via Computer (Zoom)*:	Meeting Access Via Telephone*:
<ul style="list-style-type: none"><li>• <a href="https://sawpa.zoom.us/j/84603050735">https://sawpa.zoom.us/j/84603050735</a></li><li>• Meeting ID: 846 0305 0735</li></ul>	<ul style="list-style-type: none"><li>• 1 (669) 900-6833</li><li>• Meeting ID: 846 0305 0735</li></ul>
* Participation in the meeting via the Zoom app (a free download) is strongly encouraged	

## REGULAR COMMISSION MEETING TUESDAY, OCTOBER 4, 2022 – 9:30 A.M.

### AGENDA

1. CALL TO ORDER | PLEDGE OF ALLEGIANCE (Marco Tule, Chair)

2. ROLL CALL

3. PUBLIC COMMENTS

Members of the public may address the Commission on items within the jurisdiction of the Commission; however, no action may be taken on an item not appearing on the agenda unless the action is otherwise authorized by Government Code §54954.2(b).

4. ITEMS TO BE ADDED OR DELETED

5. CONSENT CALENDAR

All matters listed on the Consent Calendar are considered routine and non-controversial and will be acted upon by the Commission by one motion as listed below.

A. APPROVAL OF MEETING MINUTES: SEPTEMBER 20, 2022

Recommendation: Approve as posted.

6. NEW BUSINESS

A. INFORMATION TECHNOLOGY SERVICES REQUEST FOR PROPOSALS (CM#2022.64)

Presenter: Dean Unger

Recommendation: Direct staff to prepare a Request for Proposals for Information Technology Services.

B. PROPOSITION 1 ROUND 2 INTEGRATED REGIONAL WATER MANAGEMENT (IRWM) PROJECT APPROVALS (CM#2022.65)

Presenter: Ian Achimore

Recommendation: The OWOW Steering Committee recommends that the Commission:

- 1) Approve the OWOW Portfolio of ten (10) projects in order to receive Proposition 1 IRWM Round 2 Grant Funding, and



- 2) Confirm that the three (3) North Orange County IRWM projects meet State requirements and thus be included in the Round 2 List of Projects to receive Grant Funding.

**C. OWOW PLAN AMENDMENT (CM#2022.66)**

**Presenter:** Ian Achimore

**Recommendation:** Approve an OWOW Plan Update 2018 Amendment with the following project additions:

- i. Twenty-seven (27) “plan only” projects submitted via the 2022 Call for Projects,
- ii. Twenty-four (24) projects that requested Proposition 1 Round 2 funding via the 2022 Call for Projects, and
- iii. Three (3) projects from the 2022 North Orange County IRWM Call for Projects.

**D. GRANT APPLICATION CONSULTANT APPROVAL (CM#2022.67)**

**Presenter:** Ian Achimore

**Recommendation:** Approve the General Services Agreement and Task Order DUDK373-07 with Dudek for \$80,830 to assist with the Proposition 1 Round 2 Grant Application.

**E. SANTA ANA RIVER WATERSHED WEATHER MODIFICATION PILOT PROGRAM OPERATIONS CONSULTANT (CM#2022.68)**

**Presenter:** Mark Norton

**Recommendation:** Receive and File.

**7. INFORMATIONAL REPORTS**

**Recommendation:** Receive for information.

**A. CHAIR’S COMMENTS/REPORT**

**B. COMMISSIONERS’ COMMENTS**

**C. COMMISSIONERS’ REQUEST FOR FUTURE AGENDA ITEMS**

**8. CLOSED SESSION**

There were no Closed Session items anticipated at the time of the posting of this agenda.

**9. ADJOURNMENT**

**PLEASE NOTE:**

Americans with Disabilities Act: If you require any special disability related accommodations to participate in this meeting, call (951) 354-4220 or email [svilla@sawpa.org](mailto:svilla@sawpa.org). 48-hour notification prior to the meeting will enable staff to make reasonable arrangements to ensure accessibility for this meeting. Requests should specify the nature of the disability and the type of accommodation requested.

Materials related to an item on this agenda submitted to the Commission after distribution of the agenda packet are available for public inspection during normal business hours at the SAWPA office, 11615 Sterling Avenue, Riverside, and available at [www.sawpa.org](http://www.sawpa.org), subject to staff’s ability to post documents prior to the meeting.

**Declaration of Posting**

I, Sara Villa, Clerk of the Board of the Santa Ana Watershed Project Authority declare that on September 29, 2022, a copy of this agenda has been uploaded to the SAWPA website at [www.sawpa.org](http://www.sawpa.org) and posted at SAWPA’s office, 11615 Sterling Avenue, Riverside, California.

## **2022 SAWPA Commission Meetings/Events**

First and Third Tuesday of the Month

(NOTE: All meetings begin at 9:30 a.m., unless otherwise noticed, and are held at SAWPA.)

<b>January</b>		<b>February</b>	
1/4/22	Commission Workshop [cancelled]	2/1/22	Commission Workshop
1/18/22	Regular Commission Meeting	2/15/22	Regular Commission Meeting
<b>March</b>		<b>April</b>	
3/1/22	Commission Workshop	4/5/22	Commission Workshop
3/15/22	Regular Commission Meeting	4/19/22	Regular Commission Meeting
<b>May</b>		<b>June</b>	
5/3/22	Commission Workshop [cancelled]	6/7/22	Commission Workshop
5/17/22	Regular Commission Meeting	6/21/22	Regular Commission Meeting
5/3 – 5/6/22	ACWA Spring Conference, Sacramento, CA		
<b>July</b>		<b>August</b>	
7/5/22	Commission Workshop [cancelled]	8/2/22	Commission Workshop [cancelled]
7/19/22	Regular Commission Meeting	8/16/22	Regular Commission Meeting
<b>September</b>		<b>October</b>	
9/6/22	Commission Workshop [cancelled]	10/4/22	Commission Workshop
9/20/22	Regular Commission Meeting	10/18/22	Regular Commission Meeting
<b>November</b>		<b>December</b>	
11/1/22	Commission Workshop	12/6/22	Commission Workshop
11/15/22	Regular Commission Meeting	12/20/22	Regular Commission Meeting
		11/29 – 12/2/22	ACWA Fall Conference, Indian Wells, CA

## **2023 SAWPA Commission Meetings/Events**

First and Third Tuesday of the Month

(NOTE: All meetings begin at 9:30 a.m., unless otherwise noticed, and are held at SAWPA.)

<b>January</b>		<b>February</b>	
1/3/23	Commission Workshop	2/7/23	Commission Workshop
1/17/23	Regular Commission Meeting	2/21/23	Regular Commission Meeting
<b>March</b>		<b>April</b>	
3/7/23	Commission Workshop	4/4/23	Commission Workshop
3/21/23	Regular Commission Meeting	4/18/23	Regular Commission Meeting
<b>May</b>		<b>June</b>	
5/2/23	Commission Workshop	6/6/23	Commission Workshop
5/16/23	Regular Commission Meeting	6/20/23	Regular Commission Meeting
5/9 – 5/11/23	ACWA Spring Conference, Monterey, CA		
<b>July</b>		<b>August</b>	
7/5/23*	Commission Workshop	8/1/23	Commission Workshop
7/18/23	Regular Commission Meeting	8/15/23	Regular Commission Meeting
<b>September</b>		<b>October</b>	
9/5/23	Commission Workshop	10/3/23	Commission Workshop
9/19/23	Regular Commission Meeting	10/17/23	Regular Commission Meeting
<b>November</b>		<b>December</b>	
11/7/23	Commission Workshop	12/5/23	Commission Workshop
11/21/23	Regular Commission Meeting	12/19/23	Regular Commission Meeting
11/28 – 11/30/23	ACWA Fall Conference, Indian Wells, CA		

\* Meeting date adjusted due to conflicting holiday.



# SAWPA

**SANTA ANA WATERSHED PROJECT AUTHORITY**

11615 Sterling Avenue, Riverside, California 92503 • (951) 354-4220

**PURSUANT TO THE PROVISIONS OF AB 361, THIS MEETING WILL BE CONDUCTED VIRTUALLY WITH THE OPPORTUNITY FOR PUBLIC COMMENT. ALL VOTES TAKEN WILL BE CONDUCTED BY ORAL ROLL CALL.**

**This meeting will be accessible as follows:**

<b>Meeting Access Via Computer (Zoom)*:</b>	<b>Meeting Access Via Telephone*:</b>
<ul style="list-style-type: none"><li>• <a href="https://sawpa.zoom.us/j/81893115584">https://sawpa.zoom.us/j/81893115584</a></li><li>• Meeting ID: 818 9311 5584</li></ul>	<ul style="list-style-type: none"><li>• 1 (669) 900-6833</li><li>• Meeting ID: 818 9311 5584</li></ul>
* Participation in the meeting via the Zoom app (a free download) is strongly encouraged.	

## **REGULAR COMMISSION MEETING TUESDAY, OCTOBER 18, 2022 – 9:30 A.M.**

### **AGENDA**

**1. CALL TO ORDER/PLEDGE OF ALLEGIANCE (Marco Tule, Chair)**

**2. ROLL CALL**

**3. PUBLIC COMMENTS**

Members of the public may address the Commission on items within the jurisdiction of the Commission; however, no action may be taken on an item not appearing on the agenda unless the action is otherwise authorized by Government Code §54954.2(b).

**4. ITEMS TO BE ADDED OR DELETED**

**5. CONSENT CALENDAR**

All matters listed on the Consent Calendar are considered routine and non-controversial and will be acted upon by the Commission by one motion as listed below.

**A. APPROVAL OF MEETING MINUTES: OCTOBER 4, 2022**

**Recommendation:** Approve as posted.

**B. RESOLUTION ON CONTINUATION OF REMOTE COMMISSION AND COMMITTEE MEETINGS (CM#2022.69)**

**Recommendation:** Adopt Resolution No. 2022-16 Proclaiming A State of Emergency Persists, Re-Ratifying the Proclamation of a State of Emergency by Governor Gavin Newsom, and Re-Authorizing Remote Teleconference Meetings of all Commission and Committee meetings of the Santa Ana Watershed Project Authority for the period of October 23, 2022 to November 22, 2022 pursuant to Brown Act Provisions.

**C. INFORMATION TECHNOLOGY SERVICES REQUEST FOR PROPOSALS (CM#2022.70)**

**Presenter:** Dean Unger

**Recommendation:** Direct staff to release a Request for Proposals (RFP) for Information Technology (IT) Services.

**6. NEW BUSINESS**

**A. SANTA ANA RIVER WATERSHED WEATHER MODIFICATION PILOT PROJECT  
VALIDATION CONSULTANT (CM#2022.71)**

**Presenter:** Mark Norton

**Recommendation:** Approve the General Services Agreement and Task Order No. DRI378-01 with Board of Regents of the Nevada System of Higher Education on behalf of the Desert Research Institute for an amount not to exceed \$155,000 for the independent validation of the Santa Ana River Watershed Weather Modification Pilot Project.

**7. INFORMATIONAL REPORTS**

**Recommendation:** Receive for information.

**A. CASH TRANSACTIONS REPORT – AUGUST 2022**

**Presenter:** Karen Williams

**B. INTER-FUND BORROWING – AUGUST 2022 (CM#2022.72)**

**Presenter:** Karen Williams

**C. PERFORMANCE INDICATORS/FINANCIAL REPORTING – AUGUST 2022  
(CM#2022.73)**

**Presenter:** Karen Williams

**D. PROJECT AGREEMENT 25 – OWOW FUND – FINANCIAL REPORT, AUGUST 2022**

**Presenter:** Karen Williams

**E. PROJECT AGREEMENT 26 – ROUNDTABLE FUND – FINANCIAL REPORT,  
AUGUST 2022**

**Presenter:** Karen Williams

**F. OWOW QUARTERLY STATUS REPORT: JULY – SEPTEMBER 2022**

**Presenter:** Mark Norton

**G. ROUNDTABLES QUARTERLY STATUS REPORT: JULY – SEPTEMBER 2022**

**Presenter:** Mark Norton

**H. GENERAL MANAGER REPORT**

**Presenter:** Jeff Mosher

**I. STATE LEGISLATIVE REPORT**

**Presenter:** Jeff Mosher

**J. CHAIR’S COMMENTS/REPORT**

**K. COMMISSIONERS’ COMMENTS**

**L. COMMISSIONERS’ REQUEST FOR FUTURE AGENDA ITEMS**

## 8. CLOSED SESSION

There were no Closed Session items anticipated at the time of the posting of this agenda.

## 9. ADJOURNMENT

### PLEASE NOTE:

Americans with Disabilities Act: If you require any special disability related accommodations to participate in this meeting, call (951) 354-4220 or email [svilla@sawpa.org](mailto:svilla@sawpa.org). 48-hour notification prior to the meeting will enable staff to make reasonable arrangements to ensure accessibility for this meeting. Requests should specify the nature of the disability and the type of accommodation requested.

Materials related to an item on this agenda submitted to the Commission after distribution of the agenda packet are available for public inspection during normal business hours at the SAWPA office, 11615 Sterling Avenue, Riverside, and available at [www.sawpa.org](http://www.sawpa.org), subject to staff's ability to post documents prior to the meeting.

### Declaration of Posting

I, Sara Villa, Clerk of the Board of the Santa Ana Watershed Project Authority declare that on October 11, 2022, a copy of this agenda has been uploaded to the SAWPA website at [www.sawpa.org](http://www.sawpa.org) and posted at SAWPA's office at 11615 Sterling Avenue, Riverside, California.

## 2022 SAWPA Commission Meetings/Events

First and Third Tuesday of the Month

(NOTE: All meetings begin at 9:30 a.m., unless otherwise noticed, and are held at SAWPA.)

<b>January</b> 1/4/22 <del>Commission Workshop</del> [cancelled] 1/18/22    Regular Commission Meeting	<b>February</b> 2/1/22     Commission Workshop 2/15/22    Regular Commission Meeting
<b>March</b> 3/1/22     Commission Workshop 3/15/22    Regular Commission Meeting	<b>April</b> 4/5/22     Commission Workshop 4/19/22    Regular Commission Meeting
<b>May</b> 5/3/22 <del>Commission Workshop</del> [cancelled] 5/17/22    Regular Commission Meeting 5/3 – 5/6/22 ACWA Spring Conference, Sacramento, CA	<b>June</b> 6/7/22     Commission Workshop 6/21/22    Regular Commission Meeting
<b>July</b> 7/5/22 <del>Commission Workshop</del> [cancelled] 7/19/22    Regular Commission Meeting	<b>August</b> 8/2/22 <del>Commission Workshop</del> [cancelled] 8/16/22    Regular Commission Meeting
<b>September</b> 9/6/22 <del>Commission Workshop</del> [cancelled] 9/20/22    Regular Commission Meeting	<b>October</b> 10/4/22    Commission Workshop 10/18/22   Regular Commission Meeting
<b>November</b> 11/1/22    Commission Workshop 11/15/22   Regular Commission Meeting	<b>December</b> 12/6/22    Commission Workshop 12/20/22   Regular Commission Meeting 11/29 – 12/2/22 ACWA Fall Conference, Indian Wells, CA

### **2023 SAWPA Commission Meetings/Events**

First and Third Tuesday of the Month

(NOTE: All meetings begin at 9:30 a.m., unless otherwise noticed, and are held at SAWPA.)

<b>January</b> 1/3/23 Commission Workshop 1/17/23 Regular Commission Meeting	<b>February</b> 2/7/23 Commission Workshop 2/21/23 Regular Commission Meeting
<b>March</b> 3/7/23 Commission Workshop 3/21/23 Regular Commission Meeting	<b>April</b> 4/4/23 Commission Workshop 4/18/23 Regular Commission Meeting
<b>May</b> 5/2/23 Commission Workshop 5/16/23 Regular Commission Meeting 5/9 – 5/11/23 ACWA Spring Conference, Monterey, CA	<b>June</b> 6/6/23 Commission Workshop 6/20/23 Regular Commission Meeting
<b>July</b> 7/4/23 Commission Workshop 7/18/23 Regular Commission Meeting	<b>August</b> 8/1/23 Commission Workshop 8/15/23 Regular Commission Meeting
<b>September</b> 9/5/23 Commission Workshop 9/19/23 Regular Commission Meeting	<b>October</b> 10/3/23 Commission Workshop 10/17/23 Regular Commission Meeting
<b>November</b> 11/7/23 Commission Workshop 11/21/23 Regular Commission Meeting 11/28 – 11/30/23 ACWA Fall Conference, Indian Wells, CA	<b>December</b> 12/5/23 Commission Workshop 12/19/23 Regular Commission Meeting



**AGENCY  
REPRESENTATIVES'  
REPORTS**

**4B**

# The Metropolitan Water District of Southern California

# Agenda

The mission of the Metropolitan Water District of Southern California is to provide its service area with adequate and reliable supplies of high-quality water to meet present and future needs in an environmentally and economically responsible way.

## Board of Directors - Final - Revised 1

October 11, 2022

12:00 PM

Tuesday, October 11, 2022 Meeting Schedule
08:30 a.m. L&C 09:30 a.m. OP&T 10:30 a.m. RP&AM 12:00 p.m. BOD

Live streaming is available for all board and committee meetings on [mwdh2o.com](http://mwdh2o.com)  
([Click Here](#))

A listen only phone line is also available at 1-877-853-5257; enter meeting ID: 831 5177 2466. Members of the public may present their comments to the Board on matters within their jurisdiction as listed on the agenda via in-person or teleconference. To participate via teleconference (833) 548-0276 and enter meeting ID: 815 2066 4276.

---

MWD Headquarters Building - 700 N. Alameda Street - Los Angeles, CA 90012

---

## 1. Call to Order

- a. Invocation: Thomas D. Miller, Director of Info Tech Services
- b. Pledge of Allegiance: Director C. Martin "Marty" Miller, San Diego County Water Authority

## 2. Roll Call

## 3. Determination of a Quorum

## 4. Opportunity for members of the public to address the Board on matters within the Board's jurisdiction. (As required by Gov. Code § 54954.3(a))

## 5. OTHER MATTERS AND REPORTS

- A. Report on Directors' Events Attended at Metropolitan's Expense [21-1530](#)  
**Attachments:** [10112022 BOD 5A Report](#)
- B. Chairwoman's Monthly Activity Report [21-1531](#)  
**Attachments:** [10112022 BOD 5B Report](#)

- C. General Manager's summary of activities [21-1532](#)  
**Attachments:** [10112022 BOD 5C Report](#)
- D. General Counsel's summary of activities [21-1533](#)  
**Attachments:** [10112022 BOD 5D Report](#)
- E. Interim General Auditor's summary of activities [21-1534](#)  
**Attachments:** [10112022 BOD 5E Report](#)
- F. Ethics Officer's summary of activities [21-1535](#)  
**Attachments:** [10112022 BOD 5F Report](#)
- G. Presentation of 5-year Service Pin to Director Barry D. Pressman, representing the city of Beverly Hills [21-1554](#)
- H. Report from Executive Committee on nominations for Board Chair [21-1552](#)

**\*\* CONSENT CALENDAR ITEMS -- ACTION \*\***

**6. CONSENT CALENDAR OTHER ITEMS - ACTION**

- A. Approval of the Minutes of the Board of Directors Workshop for August 23, 2022 and Regular Meeting for September 13, 2022 (Copies have been submitted to each Director) (Any additions, corrections, or omissions) [21-1536](#)  
**Attachments:** [08232022 BOD 6A-1 Minutes](#)  
[08232022 BOD 6A-2 Minutes](#)
- B. Adopt resolution to continue remote teleconference meetings pursuant to the Brown Act Section 54953(e) for meetings of Metropolitan's legislative bodies for a period of 30 days; the General Manager has determined that the proposed action is exempt or otherwise not subject to CEQA [21-1537](#)
- C. Approve Committee Assignments [21-1538](#)
- D. Authorize waiver of Metropolitan Administrative Code Section 2201 regarding term limits for Board Chairwoman Gray [21-1596](#)
- E. Nomination and Election for Board Chair for two-year term effective January 1, 2023 [21-1553](#)

## 7. CONSENT CALENDAR ITEMS - ACTION

- 7-1** Adopt resolution authorizing the reimbursement of capital expenditures from bond proceeds for fiscal years 2022/23 and 2023/24; the General Manager has determined that the proposed action is exempt or otherwise not subject to CEQA. [REVISED LANGUAGE] (FI) **21-1540**

**Attachments:** [10112022 FI 7-1 B-L](#)  
[10102022 FI 7-1 Presentation](#)

- 7-2** Authorize the General Manager to sign a Project Labor Agreement with the Los Angeles and Orange Counties Building and Construction Trade Council, the Riverside and San Bernardino Counties Building and Construction Trades Council, the San Diego County Building and Construction Trades Council, the Tri-Counties Building and Construction Trades Council, and the signatory Unions and approve its use as a bid condition for select construction contracts within the Capital Investment Plan for a term of five years; and authorize an agreement with Parsons Constructors, Inc. in an amount not to exceed \$5,750,000 to administer the Project Labor Agreement; the General Manager has determined that this proposed action is exempt or otherwise not subject to CEQA (EO) **21-1542**

**Attachments:** [10112022 EO 7-2 B-L](#)  
[10102022 EO 7-2 Presentation](#)

- 7-3** Authorize an agreement with MWA Architects in an amount not to exceed \$990,000 for preliminary design of new warehouse facilities at Metropolitan's La Verne site; the General Manager has determined that the proposed actions are exempt or otherwise not subject to CEQA (EO) **21-1548**

**Attachments:** [10112022 EO 7-3 B-L](#)  
[10102022 EO 7-3 Presentation](#)

- 7-4** Authorize on-call agreements with Brown and Caldwell, CDM Smith, Inc., Carollo Engineers, Inc., Jacobs Engineering Group, Inc., and Parsons Transportation Group, in amounts not to exceed \$10 million each, for a maximum of five years for engineering services; the General Manager has determined that the proposed action is exempt or otherwise not subject to CEQA (EO) **[21-1549](#)**
- Attachments:** [10112022 EO 7-4 B-L](#)  
[10102022 EO 7-4 Presentation](#)
- 7-5** Authorize on-call agreements with MARRS Services, Inc., Butier Engineering, Inc., and Berg & Associates, Inc., in amounts not to exceed \$6.7 million, \$4.4 million, and \$3.5 million, respectively, for a maximum of three years for construction management and inspection services to support board-authorized Capital Investment Plan projects; the General Manager has determined that the proposed action is exempt or otherwise not subject to CEQA (EO) **[21-1550](#)**
- Attachments:** [10112022 EO 7-5 B-L](#)  
[10102022 EO 7-5 Presentation](#)
- 7-6** Approve the Metropolitan Water District of Southern California's salary schedules pursuant to CalPERS regulations; the General Manager has determined that the proposed action is exempt or otherwise not subject to CEQA (OPT) **[21-1556](#)**
- Attachments:** [10112022 OPT 7-6 B-L](#)  
[10112022 OPT 7-6 Presentation](#)
- 7-7** Declare 41 parcels, totaling approximately 636 acres, as surplus land that is no longer required for Metropolitan's current and foreseeable needs and authorize staff to dispose of the parcels; the General Manager has determined the proposed action is exempt or otherwise not subject to CEQA (RPAM) **[21-1557](#)**
- Attachments:** [10112022 RPAM 7-7 B-L](#)  
[10112022 RPAM 7-7 Presentation](#)

- 7-8** Authorization to extend the term of the Operational Shift Cost Offset Program to provide credits in calendar year 2023; the General Manager has determined that the proposed action is exempt or otherwise not subject to CEQA (IW) [21-1560](#)
- Attachments:** [10112022 IW 7-8 B-L](#)  
[10102022 IW 7-8 Presentation](#)
- 7-9** Adopt the Revision and Restatement of Bay-Delta Policies; the General Manager has determined that the proposed action is exempt or otherwise not subject to CEQA (IW) [21-1555](#)
- Attachments:** [10112022 IW 7-9 B-L](#)  
[10102022 IW 7-9 Presentation](#)
- 7-10** Authorize a \$300,000 settlement of Metropolitan claims against the federal government for the recovery of costs resulting from damages to Metropolitan infrastructure due to the crash of a military helicopter; the General Manager has determined that the proposed action is exempt or otherwise not subject to CEQA [Conference with legal counsel- potential litigation (1 case); may be heard in closed session pursuant to Gov. Code Section 54956.9(d) (4)]. [REVISED LANGUAGE] (LC) [21-1561](#)
- Attachments:** [10112022 LC 7-10 B-L](#)  
[10112022 LC 7-10 Presentation](#)
- 7-11** Adopt resolution encouraging action to reduce or eliminate irrigation of non-functional turf with potable water; the General Manager has determined that the proposed action is exempt or otherwise not subject to CEQA (OWC) [21-1522](#)
- Attachments:** [09272022 OWC 7-11 B-L](#)  
[09272022 OWC 7-11 Presentation](#)
- 7-12** Approve amendments to the Administrative Code to comply with recommendations of the California State Auditor regarding reporting requirements to the Board of Directors on personnel-related settlements and the contracting authority of the Ethics Officer; the General Manager has determined that the proposed action is exempt or otherwise not subject to CEQA. [ADDED ITEM] (LC) [21-1597](#)
- Attachments:** [10112022 LC 7-12 B-L](#)



- 7-13** Adopt a resolution designating Metropolitan's maximum contribution for medical benefits for retired employees to comply with the current authorized Memoranda of Understanding. [ADDED ITEM] (OPT) [21-1598](#)

**Attachments:** [10112022 OPT 7-13 B-L](#)  
[10112022 OPT 7-13 Presentation](#)

**\*\* END OF CONSENT CALENDAR ITEMS \*\***

**8. OTHER BOARD ITEMS - ACTION**

NONE

**9. BOARD INFORMATION ITEMS**

- 9-1** Report on Conservation [21-1539](#)

**Attachments:** [10112022 BOD 9-1 Report](#)

- 9-2** Compliance with Fund Requirements and Bond Indenture Provisions (FI) [21-1541](#)

**Attachments:** [10112022 FI 9-2 B-L](#)

- 9-3** Information on Potential Early Operation of the High Desert Water Bank Program [WITHDRAWN] (IW) [21-1559](#)

**10. OTHER MATTERS**

NONE

**11. FOLLOW-UP ITEMS**

NONE

**12. FUTURE AGENDA ITEMS**

**13. ADJOURNMENT**

**NOTE:**

Each agenda item with a committee designation will be considered and a recommendation may be made by one or more committees prior to consideration and final action by the full Board of Directors. The committee designation appears in parenthesis at the end of the description of the agenda item e.g. (E&O, BF&I). Committee agendas may be obtained from the Executive Secretary.

Requests for a disability related modification or accommodation, including auxiliary aids or services, in order to attend or participate in a meeting should be made to the Executive Secretary in advance of the meeting to ensure availability of the requested service or accommodation.

**AGENCY  
REPRESENTATIVES'  
REPORTS**

**4C**



## **Regional Sewerage Program Policy Committee Meeting**

### **AGENDA**

**Thursday, October 6, 2022**

**3:30 p.m.**

**Teleconference Call**

To prevent the spread of COVID-19, the Regional Sewerage Program Policy Committee Meeting will be held remotely by teleconference.

**Teams Conference Link:** [https://teams.microsoft.com/l/meetup-join/19%3ameeting\\_OTMyZTdmNzltNjBiMC00NmZmLTkzOWYtOTdmZDc5MDIwNGQw%40thread.v2/0?context=%7b%22id%22%3a%224c0c1e57-30f3-4048-9bd2-cd58917dcf07%22%2c%22oid%22%3a%22e1bc1283-cd05-48d8-a67b-d2365bb08cc2%22%7d](https://teams.microsoft.com/l/meetup-join/19%3ameeting_OTMyZTdmNzltNjBiMC00NmZmLTkzOWYtOTdmZDc5MDIwNGQw%40thread.v2/0?context=%7b%22id%22%3a%224c0c1e57-30f3-4048-9bd2-cd58917dcf07%22%2c%22oid%22%3a%22e1bc1283-cd05-48d8-a67b-d2365bb08cc2%22%7d)

**Teleconference: 1-415-856-9169/Conference ID: 214 918 877#**

This meeting will be conducted virtually by video and audio conferencing. There will be no public location available to attend the meeting; however, the public may participate and provide public comment during the meeting by calling the number provided above. Alternatively, you may email your public comments to Recording Secretary Laura Mantilla at [lmantilla@ieua.org](mailto:lmantilla@ieua.org) no later than 24 hours prior to the scheduled meeting time. Your comments will then be read into the record during the meeting.

---

**Call to Order/Flag Salute**

**Roll Call**

**Public Comment**

Members of the public may address the Committee on any item that is within the jurisdiction of the Committee; however, no action may be taken on any item not appearing on the agenda unless the action is otherwise authorized by Subdivision (b) of Section 54954.2 of the Government Code.  
Comments will be limited to three minutes per speaker.

*(Continued)*

## Additions to the Agenda

In accordance with Section 54954.2 of the Government Code (Brown Act), additions to the agenda require two-thirds vote of the legislative body, or, if less than two-thirds of the members are present, a unanimous vote of those members present, that there is a need to take immediate action and that the need for action came to the attention of the local agency subsequent to the agenda being posted.

- 1. Technical Committee Report** (*Oral*)
- 2. Action Item**
  - A. Approval of September 1, 2022 Policy Committee Meeting Minutes
- 3. Informational Items**
  - A. Regional Contract Negotiation Update (*Oral*)
  - B. Fiscal Year 2021/22 Fourth Quarter Budget Variance
  - C. Grants Semi-Annual Update
- 4. Receive and File**
  - A. Building Activity Report
  - B. Recycled Water Distribution – Operations Summary
  - C. Recycled Water Groundwater Recharge Update
- 5. Other Business**
  - A. Regional Committee Meeting Chair Discussion
  - B. IEUA General Manager's Update
  - C. Committee Member Requested Agenda Items for Next Meeting
  - D. Committee Member Comments
  - E. Next Meeting – November 3, 2022

## Adjourn

### DECLARATION OF POSTING

I, Laura Mantilla, Executive Assistant of the Inland Empire Utilities Agency\*, a Municipal Water District, hereby certify that, per Government Code Section 54954.2, a copy of this agenda has been posted at the Agency's main office, 6075 Kimball Avenue, Building A, Chino, CA and on the Agency's website at [www.ieua.org](http://www.ieua.org) at least seventy-two (72) hours prior to the meeting date and time above.

In compliance with the Americans with Disabilities Act, if you need special assistance to participate in this meeting, please contact Laura Mantilla at (909) 993-1944 or [lmantilla@ieua.org](mailto:lmantilla@ieua.org) 48 hours prior to the scheduled meeting so that IEUA can make reasonable arrangements to ensure accessibility.

**AGENCY  
REPRESENTATIVES'  
REPORTS**

**4D**

**CHINO BASIN WATERMASTER  
WATERMASTER BOARD MEETING**

11:00 a.m. – September 22, 2022

*Mr. Jim Curatalo, Chair*

*Mr. Jeff Pierson, Vice-Chair*

**At The Offices Of**

**Chino Basin Watermaster**

9641 San Bernardino Road

Rancho Cucamonga, CA 91730

**AGENDA**

**FLAG SALUTE**

**CALL TO ORDER**

**ROLL CALL**

**PUBLIC COMMENTS**

This is an opportunity for members of the public to address the Board on any short non-agenda items that are within the subject matter jurisdiction of the Chino Basin Watermaster. No discussion or action can be taken on matters not listed on the agenda, per the Brown Act. Each member of the public who wishes to comment shall be allotted three minutes, and no more than three individuals shall address the same subject.

**AGENDA – ADDITIONS/REORDER**

**I. CONSENT CALENDAR**

**Note: All matters listed under the Consent Calendar are considered to be routine and non-controversial and will be acted upon by one motion in the form listed below. There will be no separate discussion on these items prior to voting unless any members, staff, or the public requests specific items be discussed and/or removed from the Consent Calendar for separate action.**

**A. MINUTES**

Approve as presented:

1. Minutes of the Watermaster Board Meeting held August 25, 2022 (*Page 1*)

**B. FINANCIAL REPORTS**

Receive and file as presented:

1. Cash Disbursements for the month of July 2022 (*Page 9*)
2. Watermaster VISA Check Detail for the month of July 2022 (*Page 21*)
3. Combining Schedule for the Period July 1, 2022 through July 31, 2022 (*Page 24*)
4. Treasurer's Report of Financial Affairs for the Period July 1, 2022 through July 31, 2022 (*Page 27*)
5. Budget vs. Actual Report for the Period July 1, 2022 through July 31, 2022 (*Page 31*)
6. Cash Disbursements for August 2022 (Information Only) (*Page 54*)

**C. APPLICATION: WATER TRANSACTION (*Page 65*)**

Approve the proposed transaction:

The purchase of 708.3 acre-feet of water from West End Consolidated Water Company by City of Upland. This purchase is made from West End Consolidated Water Company's Excess Carryover Account. City of Upland is utilizing this transaction to produce its West End Consolidated Water Company shares.



**D. APPLICATION: WATER TRANSACTION** *(Page 73)*

Approve the proposed transaction:

The purchase of 66.4 acre-feet of water from West End Consolidated Water Company by Golden State Water Company. This purchase is made from West End Consolidated Water Company's Annual Production Right. Golden State Water Company is utilizing this transaction to produce its West End Consolidated Water Company shares.

**E. APPLICATION: WATER TRANSACTION** *(Page 81)*

Approve the proposed transaction:

The purchase of 440 acre-feet of water from City of Upland by Golden State Water Company. This purchase is made from City of Upland's Annual Production Right.

**F. OBMP SEMI-ANNUAL STATUS REPORT 2022-1** *(Page 89)*

Adopt the Semi-Annual OBMP Status Report 2022-1, and direct staff to file a copy with the Court, subject to any necessary non-substantive changes.

**G. RESOLUTION 2022-08 AUTHORIZING REMOTE TELECONFERENCE MEETINGS UNDER BROWN ACT** *(Page 110)*

Adopt Resolution 2022-08 Authorizing Remote Teleconference Meetings under the Ralph M. Brown Act.

**II. BUSINESS ITEMS**

**A. SAFE YIELD RESET METHODOLOGY UPDATE** *(Page 116)*

Approve the proposed Safe Yield Reset Methodology and direct staff to file with the Court.

**III. REPORTS/UPDATES**

**A. LEGAL COUNSEL**

1. San Bernardino County Superior Court Emergency Order
2. September 30, 2022 Hearing
3. Motion Challenging Watermaster's Budget Action To Fund Unauthorized CEQA Review
4. Governor's Executive Order N-7-22
5. Kaiser Permanente Lawsuit
6. Rules and Regulations Update

**B. ENGINEER**

1. Ground-Level Monitoring Committee Update

**C. CHIEF FINANCIAL OFFICER**

None

**D. GENERAL MANAGER**

1. 2020 OBMP
2. SNMP Presentation Date – October 27, 2022 at 9:30am
3. Workshop IV
4. Supplemental Water Flowchart
5. 2023 RMPU
6. Water Activity Reports
7. Potential Outsourcing of HR Services
8. Other

**IV. BOARD MEMBER COMMENTS**

**V. OTHER BUSINESS**

**VI. CONFIDENTIAL SESSION – POSSIBLE ACTION**

Pursuant to Article II, Section 2.6, of the Watermaster Rules & Regulations, a Confidential Session may be held during the Watermaster Board meeting for the purpose of discussion and possible action.

1. CONFERENCE WITH LEGAL COUNSEL – PENDING LITIGATION:

- a) Chino Basin Municipal Water District v. City of Chino et al., San Bernardino County Superior Court Case No: RCVRS51010
- b) Chino Basin Municipal Water District et al. v. City of Ontario et al., California Court of Appeal 4th Appellate District Case No: E079052

**VII. FUTURE MEETINGS AT WATERMASTER**

09/22/22	Thu	11:00 a.m.	Watermaster Board
09/29/22	Thu	9:00 a.m.	Ground-Level Monitoring Committee (GLMC)
10/06/22	Thu	9:00 a.m.	Joint Board Workshop: Regional Water Supply (Location TBD)
10/13/22	Thu	9:00 a.m.	Appropriative Pool Committee
10/13/22	Thu	11:00 a.m.	Non-Agricultural Pool Committee
10/13/22	Thu	1:30 p.m.	Agricultural Pool Committee
10/20/22	Thu	9:00 a.m.	Advisory Committee
10/27/22	Thu	9:30 a.m.	Maximum Benefit SNMP Presentation
10/27/22	Thu	11:00 a.m.	Watermaster Board

**ADJOURNMENT**

**AGENCY  
REPRESENTATIVES'  
REPORTS**

**4E**

# REGULAR BOARD MEETING OF THE BOARD OF DIRECTORS

## CHINO BASIN DESALTER AUTHORITY

October 6, 2022 • 2:00 p.m.

### NOTICE AND AGENDA

*All documents available for public review are on file with the Authority's  
Secretary located at 3550 E. Philadelphia Street, Suite 170, Ontario, CA 91761*

According to the directives from the California Department of Public Health and Executive Order N-08-21 issued by Governor Gavin Newsom, members of the public are invited to participate via video or teleconference

---

#### To join teleconference:

Dial-in #: (669) 900 6833 Zoom Meeting ID: 813 5205 9101 Passcode: 380557

#### To join video conference:

Click on link: [Join Zoom Meeting](#)

Or copy URL: <https://us02web.zoom.us/j/81352059101?pwd=M01uOEVteVBCTnVyZ0tKVUxrb1hHdz09>

Or go to <https://zoom.us/> Zoom Meeting ID: 813 5205 9101 Passcode: 380557

---

### CALL TO ORDER

### ROLL CALL

### ADDITIONS TO THE AGENDA

*In accordance with Section 54954.2 of the Government Code (Brown Act), additions to the agenda require two-thirds vote of the legislative body, or, if less than two-thirds of the members are present, a unanimous vote of those members present, that there is a need to take immediate action and that the need for action came to the attention of the local agency subsequent to the agenda being posted.*

### PUBLIC COMMENT

*Members of the public may address the Board of Directors on any item that is within the jurisdiction of the Chino Basin Desalter Authority; however, no action may be taken on any item not appearing on the agenda unless the action is otherwise authorized by Subdivision (b) of Section 54954.2 of the Government Code.*

*Under the provisions of the Brown Act, the CDA Board is prohibited from taking action on non-agendized matters. However, Board Members may respond briefly or refer the communication to staff. The CDA Board may also request the Secretary to calendar an item related to your communication at a future CDA Board meeting.*

### CONSENT CALENDAR ITEMS

*Consent Calendar items are expected to be routine and non-controversial to be acted upon by the Board at one time without discussion. If any Board member, staff member, or interested person requests that an item be removed from the Consent Calendar, it will be moved to the first item on the Action Items*

## 1. MINUTES OF SEPTEBER 1, 2022 SPECIAL BOARD MEETING

**2. RESOLUTION 2022-03 PROCLAIMING A LOCAL EMERGENCY, RATIFYING THE PROCLAMATION OF A STATE OF EMERGENCY BY EXECUTIVE ORDERS N-25-20, N-29-20 AND N-35-20, AND AUTHORIZING REMOTE TELECONFERENCE MEETINGS FOR A THIRTY (30) DAY PERIOD PURSUANT TO BROWN ACT PROVISIONS**

**Staff Recommendation:**

1. Approve Resolution 2022-03, proclaiming a local emergency, ratifying the proclamation of a state of emergency by Executive Orders N-25-20, N-29-20 and N-35-20, and authorizing remote teleconference meetings for a thirty (30) day period pursuant to Brown Act provisions.

**3. TREASURER'S FINANCIAL AFFAIRS REPORT**

Report by: Jose Garcia, CDA Principal Accountant

**4. TREASURER'S REPORT ON GENERAL DISBURSEMENTS**

Report by: Jose Garcia, CDA Principal Accountant

**5. MEMBER AGENCY FUND BALANCES OF EXCESS REVENUE**

Report by: Jose Garcia, CDA Principal Accountant

**ACTION ITEMS**

*Prior to action of the CDA Finance Committee, any member of the audience will have the opportunity to address the CDA Board on any item listed on the agenda, including those on any consent calendar. Please submit a comment card to the secretary with the agenda item number noted.*

**6 PURCHASE OF REVERSE OSMOSIS (RO) MEMBRANES ELEMENTS**

Report By: Thomas O'Neill, CDA General Manager/CEO

**Staff Recommendation:**

1. Approve a purchase order with Toray Membrane USA for the supply of RO membrane elements in the amount of \$395,820.30

**7. PROFESSIONAL SERVICES AGREEMENT WITH V&A CONSULTING ENGINEERS FOR CONSTRUCTION MANAGEMENT AND INSPECTION SERVICES FOR CATHODIC PROTECTION SYSTEM AT THE CONCENTRATE REDUCTION FACILITY**

Report By: Mary Hambel, Hazen & Sawyer

**Staff Recommendation:**

1. Approve a professional services agreement with V&A Consulting Engineers for construction management and inspection services in the not-to-exceed amount of \$62,098; and
2. Authorize the General Manager/CEO to finalize and execute the agreement, with subsequent authorizations up to a not-to-exceed total of \$75,000.

**8. SOUTH ARCHIBALD PLUME PROJECT: AMENDMENT NO. 5 TO HAZEN AND SAWYER'S AGREEMENT FOR PROGRAM MANAGEMENT SERVICES**

Report By: Thomas O'Neill, CDA General Manager/CEO

**Staff Recommendation:**

1. Approve an amendment to the professional services agreement with Hazen and Sawyer for program management services in the not-to-exceed amount of \$114,400; and
2. Authorize the General Manager/CEO to finalize and execute the amendment, with subsequent authorizations up to a not-to-exceed total of \$1,250,000.

## **INFORMATION ITEMS**

### **9. QUARTERLY OPERATIONS REPORT**

Report By: Thomas O'Neill, CDA General Manager/CEO

## **STAFF COMMENTS**

- i. Deputy CDA General Counsel, Allison Burns
- ii. CDA CFO/Treasurer, Michael Chung
- iii. CDA General Manager/CEO, Thomas O'Neill

## **CLOSED SESSION**

*The Authority may adjourn to a Closed Session to consider litigation matters, personnel matters, or other matters as provided for in the Ralph M. Brown Act (Section 54950 et seq., of the Government Code).*

### **10. CONFERENCE WITH LEGAL COUNSEL – ANTICIPATED LITIGATION: CONSIDERATION OF INITIATION OF LITIGATION PURSUANT TO GOVERNMENT CODE SECTION 54956.9(D)(4)**

**(ONE POTENTIAL CASE)**

### **11. CONFERENCE WITH LEGAL COUNSEL – ANTICIPATED LITIGATION: SIGNIFICANT EXPOSURE TO LITIGATION PURSUANT TO GOVERNMENT CODE SECTION 54956.9(D)(2)**

**(ONE POTENTIAL CASE)**

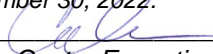
## **DIRECTOR COMMENTS**

## **ADJOURN**

### ***Declaration of Posting***

Any person with a disability who requires accommodations in order to participate in this meeting or for package materials in an alternative format should telephone Executive Assistant Casey Costa at (909) 218-3730, at least 48 hours prior to the meeting in order to make a request for a disability-related modification or accommodation. All accommodation requests will be handled swiftly and resolving all doubts in favor of access. Copies of records provided to Board Members which relate to any agenda item to be discussed in open session may be obtained from Chino Basin Desalter Authority at 3550 Philadelphia Street, Suite 170, Ontario, CA 91761.

*I, Casey Costa, Executive Assistant to the Chino Basin Desalter Authority, hereby certify that a copy of this agenda has been posted by 2:00 p.m. at the Chino Basin Desalter Authority's main office, 3550 Philadelphia Street, Suite 170, Ontario, CA on September 30, 2022.*

  
Casey Costa, Executive Assistant

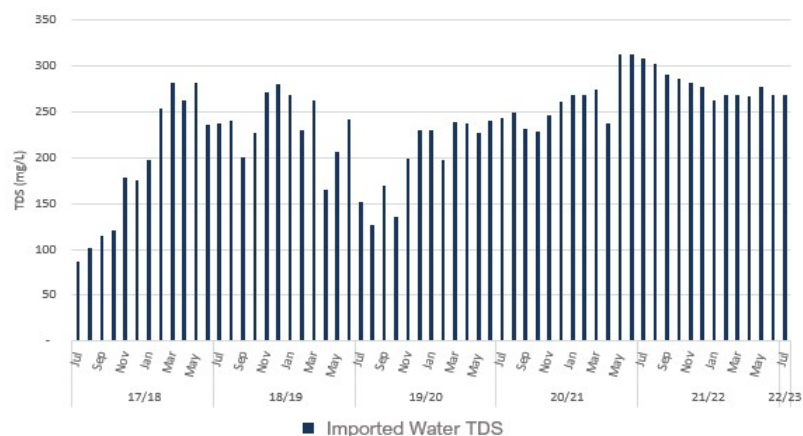
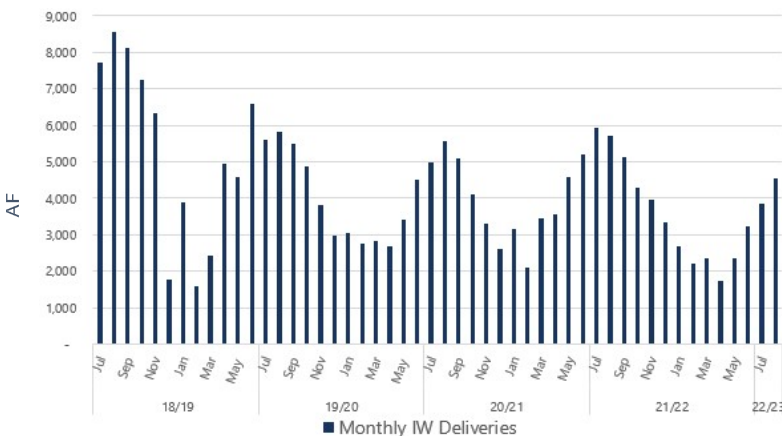
**GENERAL  
MANAGER'S  
REPORT**



### Imported Water

Full Service Imported Water Deliveries Summary  
(FY 2018/19 to 2022/23)

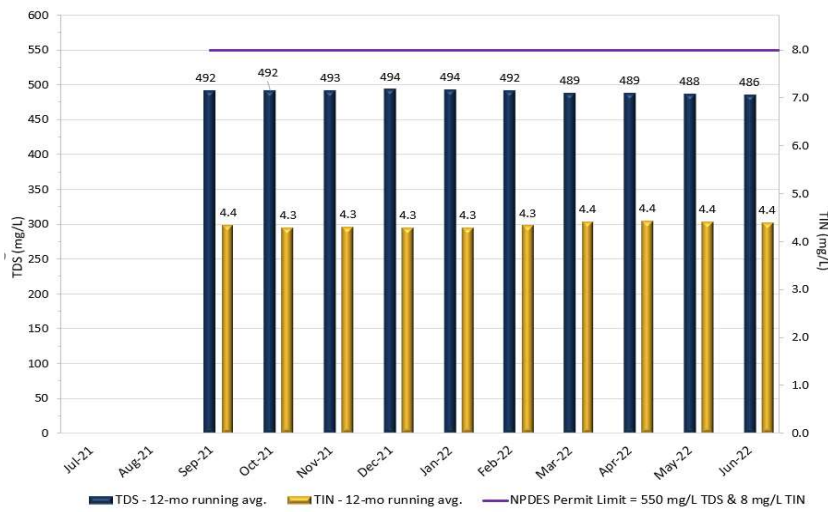
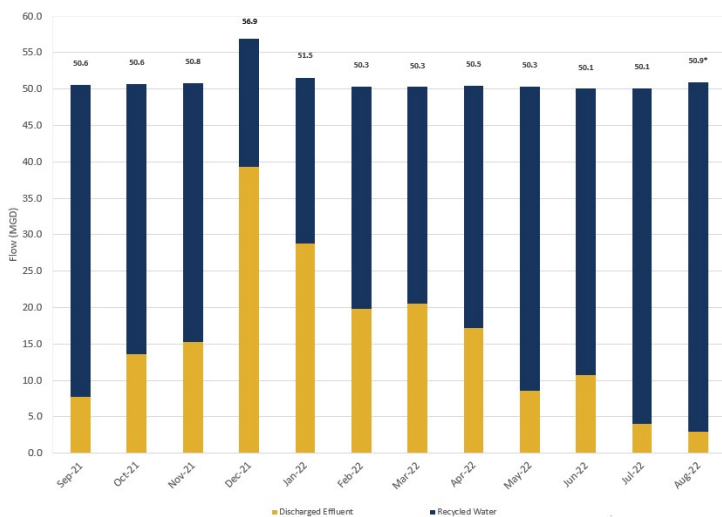
Imported Water TDS Summary  
(FY 2017/18 to 2021/22)



### Recycled Water

Recycled Water Use

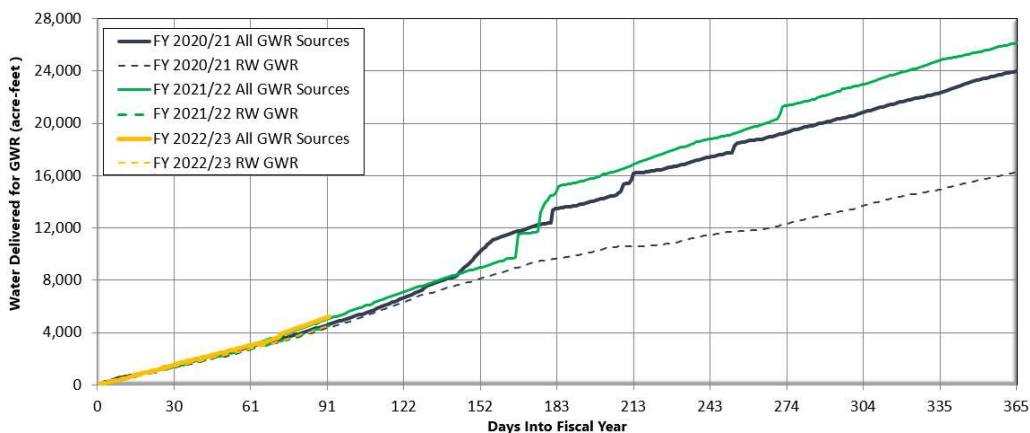
Agency-Wide Effluent TDS & TIN – 12-Month Running Avg



\*Preliminary Data

\* Preliminary Data

### Groundwater Recharge



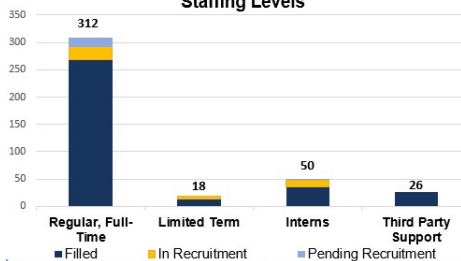
#### SEPTEMBER 2022 NOTES:

- Total stormwater and dry weather flow recharged is preliminarily estimated at 437 acre-feet.
- Recycled water delivered for recharge totaled 1,708 acre-feet.
- Imported water recharge did not occur.
- Chino Basin Watermaster will remove 4.2% for evaporation losses from delivered supplemental water sources (imported water and recycled water).
- Considering evaporation losses, total recharge is preliminarily estimated at 2,073 acre-feet.

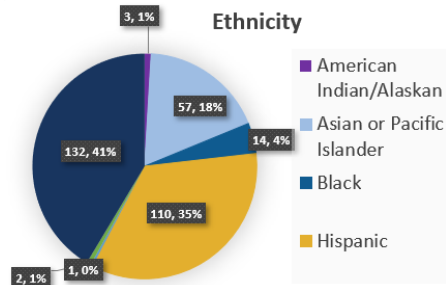
## Human Resources

### Pulse of the Organization

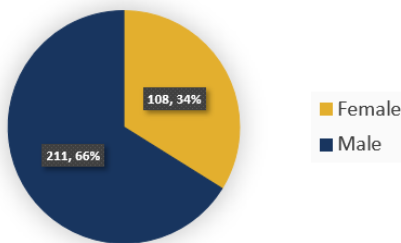
#### Staffing Levels



#### Ethnicity



#### Gender



## Grants

### Grant Agreements and Applications

#### FUNDING INVOICES SUBMITTED

\$351K

State Water Resources Control Board – Clean Water State Revolving Funding Program – Montclair Basin Improvement

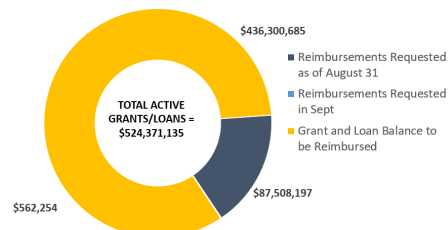
\$157K

United States Bureau of Reclamation – WaterSmart Drought Response Program Grant – Wineville and Jurupa Basin Improvements

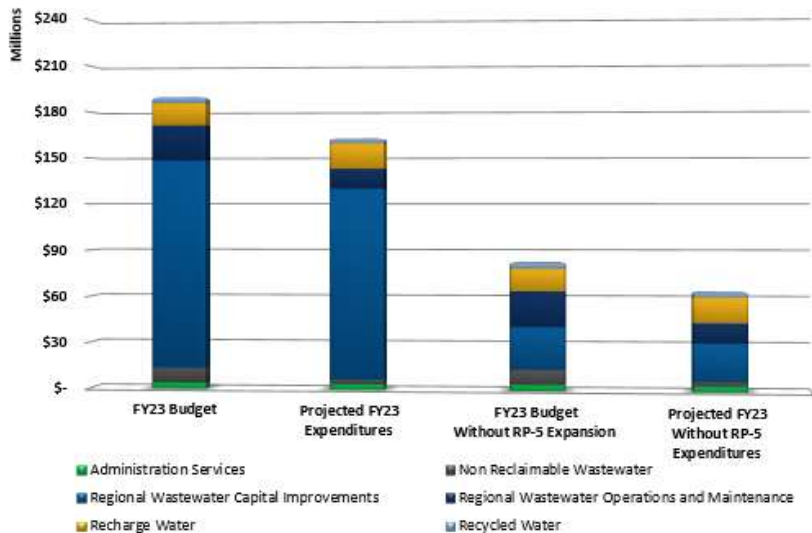
\$54K

United States Bureau of Reclamation – WaterSMART Drought Resiliency Grant – RP-3 Basin Improvement Project

#### Financial Update



## Engineering & Construction Management FY 22/23 Budget Status Update



#### COVID-19 Response:

Management team and key staff members continue to meet when necessary to discuss Agency impacts from COVID-19.



#### Bid & Award Look Ahead Schedule

#### Active Capital Improvement Project Status

#### Emergency Projects

### Agency Highlights

- IEUA received a 2022 Excellence in Public Information and Communication EPIC Award for the Agency's FY 19/20 Annual Report! California Association of Public Officials (CAPIO) is the leading statewide organization dedicated to advancing public sector communicators across all levels of government. Their EPIC Awards program recognizes the most creative and effective efforts in the areas of communication and marketing campaigns, newsletter production, and highlighting work that transcends innovation and craft.

- The Internal Audit team members presented at the Cal Poly Pomona Beta Alpha Psi Association meeting, a student association for students majoring in accounting degrees. The presentation was joined by other local internal audit professionals representing the Inland Empire Chapter of the Institute of Internal Auditors (IIA). The group discussed career paths in internal auditing and provided information on how students can prepare for successful careers in internal auditing. Students were also provided with information about the sectors and industries that have internal auditors and the benefits of joining a professional association.

- IEUA hosted California Water Environment Association's (CWEA) 2-day Environmental Laboratory Accreditation Program (ELAP) workshop to help laboratories implement the State's new regulations for Laboratory certification.

- Twenty-five Agency employees from various departments attended the four-day Certified Reliability Leader (CRL) workshop held at the HQB Event Center. Students learned about reliability, asset management, best practices, defect elimination, design for reliability, work management, and more.

- The Agency celebrated Water Professionals Appreciation Week (WPAW) from October 1-9.

## Biosolids/Compost

### IERCF Inbound & Outbound

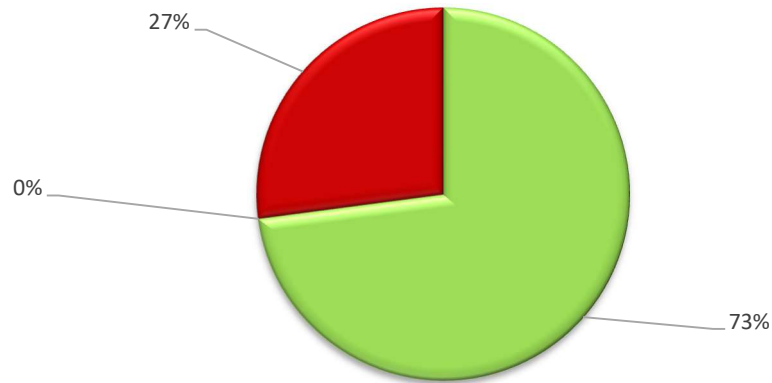


## Bid and Award Look Ahead Schedule

Bid and Award Look Ahead Schedule			
	Project Name	Projected Bid Opening Date	Projected Bid Award Date
	Nov-22		
1	EN21051.00 Ely Monitoring Well	9/29/2022	11/16/2022
	Dec-22		
2	EN20064.00 NSNT Sewer Siphon Replacement	10/25/2022	12/21/2022
3	EN22041.00 RP-1 Aeration Basins Utility Water System Improvement	10/24/2022	12/21/2022
	Jan-23		
4	EN0000000066 Preserve Lift Station Improvements	10/25/2022	1/18/2023
5	EN23014.00 NRWS Manhole\ EN23015.00 Collection System Upgrades FY 22/23 Upgrades FY 22/23	12/7/2022	1/18/2023
6	EN23111.00 RP-1 Headworks Bar Screens Improvements	10/28/2022	1/18/2023
7	RW15003.03 Montclair Basin Improvements (RMPU PID 2)	11/22/2022	1/18/2023
	Feb-23		
8	EN13016.05 SCADA Enterprise System - (Regional Water Recycling Plant No. 1)	12/19/2022	2/15/2023
9	EN17006.00 CCWRF Asset Management and Improvements	12/15/2022	2/15/2023
10	EN17042.00 Digester 6 and 7 Roof Repairs	1/4/2022	2/15/2023
11	EN23124.00 1630 East Pump Station VFD Installation	12/22/2022	2/15/2023
	Apr-23		
12	AM23001.00 Old VFD Replacement (Wastewater)	2/13/2023	4/19/2023
13	AM23002.00 Old VFD Replacement (Recycled Water)	2/13/2023	4/19/2023
	May-23		
14	EN21053.00 RP-1 Old Effluent Structure Rehabilitation	4/16/2022	5/17/2023
15	EN23121.00 1299 Reservoir Paint/Coating Repairs and Upgrades	4/5/2022	5/17/2023
	Jun-23		
16	EN23002.00 Philadelphia Lift Station Force Main Improvements	5/10/2023	6/21/2023
	Jul-23		
17	EN21041.00 RP-4 Chlorine Contact Basin Cover Repair & RW Wet Well Passive Overflow Line	4/12/2023	7/19/2023
18	EN22022.00 RP-1 Air Compressor Upgrades	5/24/2023	7/19/2023
19	EN23123.00 RP-4 Outfall Valve Replacement and Blow off Upgrades	5/24/2023	7/19/2023
20	EN21056.00 RP-1 Evaporative Cooling for Aeration Blower Building	5/24/2023	7/19/2023

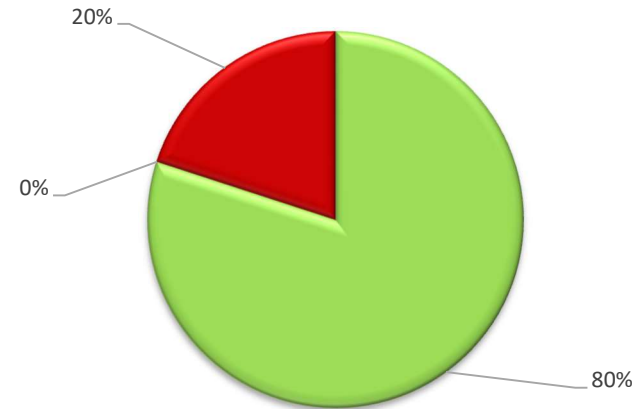
## Active Capital Improvement Project Status

### Design Schedule Performance



■ On-Time ■ Recovery in Progress ■ Behind Schedule

### Construction Schedule Performance



■ On-Time ■ Recovery in Progress ■ Behind Schedule

### Agency-Wide

No.	Project ID	Project Title	Total Expenditures thru 8/24 (\$)	Total Project Budget (\$)	Project Schedule Performance	Status	Schedule Recovery Plan
1	AM23001.00	Old VFD Replacement (Wastewater)	60	1,350,000	On-Time	Project Evaluation	
2	AM23002.00	Old VFD Replacement (Recycled Water)	60	1,350,000	On-Time	Project Evaluation	
3	EN19023.01	RO Assessment Project	-	250,000	On-Time	Project Evaluation	
4	EN21020.00	Oracle P6 Migration and Web Hosting Services	-	200,000	On-Time	Project Evaluation	
5	PA22003.01	Agency Wide Paving at RP-1 Dump Station	72,308	-	On-Time	Project Evaluation	
6	EN20034.03	RP5 Solids Handling Future Uses Evaluation	319,154	550,000	On-Time	Consultant Contract Award	
7	EN19023.00	Asset Management Planning Document	793,133	727,036	On-Time	Pre-Design	
8	EN19024.00	Regional System Asset Management (Assessment Only)	3,264,816	3,919,419	On-Time	Pre-Design	
9	EN22040.00	NFPA 70E Arc Flash Labels	103,718	210,000	On-Time	Pre-Design	
10	EN23077.00	NRW Assessment Projects	-	50,000	On-Time	Pre-Design	
11	EN23078.00	GWR Assessment Projects	-	50,000	On-Time	Pre-Design	
12	EN23079.00	GG Assessment Projects	-	50,000	On-Time	Pre-Design	
13	EN22024.00	AM Cleaning Services	7,429	15,000,000	On-Time	Pre-Design	

### Agency-Wide (Cont.)

No.	Project ID	Project Title	Total Expenditures thru 8/24 (\$)	Total Project Budget (\$)	Project Schedule Performance	Status	Schedule Recovery Plan
14	EN20038.00	Agency Wide Pavement Management Study	203,079	300,000	On-Time	Design	
15	EN19051.00	RW Hydraulic Modeling	118,150	235,537	On-Time	Design	
16	PA22003.00	Agency Wide Paving	72,308	3,735,000	Behind Schedule	Bid & Award	The schedule delay is due to a change in the scope of work areas based on the current and near future projects at RP-1. The design is planned to be completed by the end of September 2022.
17	FM21005.01	Structural Agency Wide Roofing Phase III	240,158	1,942,000	On-Time	Construction	
18	EN19030.00	WC Asset Management	87,872	313,747	On-Time	Construction	
19	EN22005.00	RO Asset Management	-	6,450,000	N/A	Pre-Design	
20	EN22006.00	RC Asset Management	-	51,150,000	N/A	Pre-Design	
21	EN22009.00	WC Asset Management Project	-	54,100,000	N/A	Pre-Design	
22	EN22010.00	GG Asset Management Project	-	6,400,000	N/A	Pre-Design	
23	EN22045.00	New Regional Project PDR's	-	2,500,000	N/A	Not Started	
24	EN22008.00	GWR Asset Management Project	17,876	4,500,000	N/A	Not Started	
25	EN23021.00	Agency Wide Infiltration and Inflow Study	-	600,000	N/A	Not Started	
26	EN23034.00	Agency Wide EV Charging Stations	183	1,100,000	N/A	Not Started	
27	EN23085.00	New Regional Project PDR's FY22/23	-	5,000,000	N/A	Not Started	
28	EN23087.00	New Recycled Water Project PDR's FY 22/23	-	1,000,000	N/A	Not Started	
29	EN23088.00	RO On-Call/Small Projects FY 22/23	698	500,000	N/A	Not Started	
30	EN23089.00	RO Safety On-Call/Small Projects FY 22/23	-	500,000	N/A	Not Started	
31	EN23090.00	WC On-Call/Small Projects FY 22/23	-	150,000	N/A	Not Started	
		Sub Total	5,301,002	164,182,739			

### Carbon Canyon

No.	Project ID	Project Title	Total Expenditures thru 8/24 (\$)	Total Project Budget (\$)	Project Schedule Performance	Status	Schedule Recovery Plan
32	EN23004.00	CCWRF Aeration Basins 1-6 Drain Valve Replacements	-	1,500,000	On-Time	Project Evaluation	
33	EN23005.00	CCWRF Filter Effluent Sodium Hypochlorite Modification	-	105,000	On-Time	Project Evaluation	
34	EN23035.00	CCWRF RAS Header Replacement	-	285,000	On-Time	Project Evaluation	
35	EN23038.00	CWRF HVAC System Upgrade	-	50,000	On-Time	Project Evaluation	
36	EN23074.00	CCWRF Influent Box Rehab at the Primary Clarifiers	-	600,000	On-Time	Project Evaluation	
37	EN17006.00	CCWRF Asset Management and Improvements	4,305,123	25,346,685	Behind Schedule	Design	The project's bid/award phase is delayed due to the pending approval of funding from SRF and the issuance of the AQMD Permits. The project will be rebaselined at the start of construction.
38	EN17006.01	CCWRF 12kV Backup Generator Control Circuit Improvements	19,629	1,456,614	On-Time	Construction	
39	EN22055.02	CCWRF Vault Rehab and Pavement Repair	8,753	-	On-Time	Construction	
		Sub Total	4,33,505	29,343,299			

### Chino Desalter Authority (CDA)

No.	Project ID	Project Title	Total Expenditures thru 8/24 (\$)	Total Project Budget (\$)	Project Schedule Performance	Status	Schedule Recovery Plan
40		None to report currently.	0	0			
		Sub Total	-	-			

## Collections/NRWS

No.	Project ID	Project Title	Total Expenditures thru 8/24 (\$)	Total Project Budget (\$)	Project Schedule Performance	Status	Schedule Recovery Plan
41	EN23015.00	Collection System Upgrades FY 22/23	388	500,000	On-Time	Project Evaluation	
42	EN23014.00	NRWS Manhole Upgrades FY 22/23	68	200,000	On-Time	Project Evaluation	
43	EN21058.00	Regional Sewer-Hydraulic Modeling	89,674	100,000	On-Time	Pre-Design	
44	EN20064.00	NSNT Sewer Siphon Replacement	908,622	2,837,200	Behind Schedule	Bid & Award	Due to the current market, the engineer's estimate is now over \$2M and a Request for Qualifications is being sent out to pre-qualify contractors prior to the bid and award phase. The project will be rebaselined at construction contract award.
45	EN19025.00	Regional Force Main Improvements	1,641,065	4,800,000	Behind Schedule	Construction	To avoid bypassing the San Bernardino Lift station during the rainy season, construction was scheduled to resume in May 2022. Construction has been further delayed, because the County has not approved the traffic control plans. Construction is estimated to resume in September. The project will be re-baselined once traffic control is approved, and the contractor can mobilize.
46	EN19028.00	NRW Manhole and Pipeline Condition Assessment	738,660	1,256,000	On-Time	Construction	
47	EN22015.00	Collection System Upgrades FY 21/22	325,617	500,000	On-Time	Construction	
48	EN22014.00	NRWS Manhole Upgrades FY 21/22	160,919	200,000	On-Time	Construction	
49	EN22059.00	Prado Basin Assets Retrofit-NRWS	7,884	150,000	On-Time	Construction	
50	EN19027.00	NRW Pipeline Relining Along Cucamonga Creek	1,937,200	2,330,000	On-Time	Project Acceptance	
51	EN22002.00	NRW East End Flowmeter Replacement	3,464,125	3,600,000	On-Time	Project Acceptance	
52	EN23075.00	NRWS On Call O&M Projects FY22/23	-	100,000	N/A	Not Started	
53	EN23086.00	New NRW Projects PDR's FY 22/23	-	1,000,000	N/A	Not Started	
		<i>Sub Total</i>	9,274,421	17,573,200			

## Groundwater Recharge

No.	Project ID	Project Title	Total Expenditures thru 8/24 (\$)	Total Project Budget (\$)	Project Schedule Performance	Status	Schedule Recovery Plan
54	EN23113.00	RW/GRW Safety Work Improvements for Basin Gate Actuator Access	852	1,020,000	On-Time	Project Evaluation	
55	EN21057.00	Recharge Basin Clean-up of Illegally Dumped Materials	34,539	245,538	On-Time	Design	
56	EN21051.00	Ely Monitoring Well	157,318	684,999	Behind Schedule	Design	The schedule delay is due to extensive coordination with Chino Basin Water Conservation District (CBWCD) and Chino Desalter Authority on design concept and cost sharing. Additionally, the bid advertisement was delayed due to ongoing litigation between Kaiser Permanente and IEUA/CBWCD. Release from IEUA and CBWCD's attorneys was necessary prior to advertisement. The schedule will be re-baselined after construction contract award.
57	RW15003.03	Montclair Basin Improvements (RMPU PID 2)	362,375	-	Behind Schedule	Construction	The project's bid/award phase is delayed due to the pending permit document from California Department of Fish and Wildlife. The project will be rebaselined at the start of construction.
58	RW15003.05	RP-3 Basin Improvements (RMPU PID 21)	1,835,612	-	Behind Schedule	Construction	Due to unforeseen field conditions, additional work with the contractor is extending the project completion to September 30, 2022. The contractor completed the relocation and removal of utility conflicts, and they are proceeding to address and finalize the initial contract scope.
59	RW15003.06	Wineville/Jurupa/Force Main Improvements (RMPU PID 23a)	9,992,259	-	On-Time	Construction	
60	RW15004.00	Lower Day Basin Improvements (RMPU PID 12)	3,992,335	4,008,000	On-Time	Project Acceptance	
61	EN22049.00	GWR-RW OIT Upgrades	-	56,100	N/A	Not Started	
62	EN22050.00	GWR Basin PLC Upgrades	-	900,000	N/A	Not Started	
63	EN22051.00	Jurupa Basin VFD Upgrades	117	300,000	N/A	Not Started	
		<i>Sub Total</i>	16,375,408	7,214,637			

Headquarters							
No.	Project ID	Project Title	Total Expenditures thru 8/24 (\$)	Total Project Budget (\$)	Project Schedule Performance	Status	Schedule Recovery Plan
64	EN23003.00	Central Plant Cooling Tower Replacement	1,969	2,400,000	On-Time	Project Evaluation	
65	EN23039.00	Lab Rooms Temperature Variation	241	240,000	On-Time	Project Evaluation	
66	EN20008.00	HQ Parking Lot FY19/20	583,298	590,000	On-Time	Project Acceptance	
Headquarters (Cont.)							
No.	Project ID	Project Title	Total Expenditures thru 8/24 (\$)	Total Project Budget (\$)	Project Schedule Performance	Status	Schedule Recovery Plan
67	EN20040.00	HQ Driveway Improvements	516,243	571,213	On-Time	Project Acceptance	
		Sub Total	1,101,750	3,801,213			
Lift Stations							
No.	Project ID	Project Title	Total Expenditures thru 8/24 (\$)	Total Project Budget (\$)	Project Schedule Performance	Status	Schedule Recovery Plan
68	EN23036.00	San Bernardino Ave Lift Station Reliability Improvements	1,146	2,000,000	On-Time	Project Evaluation	
69	EN22037.00	Prado De-Chlorination Station Inundation Protection	151,306	380,000	Behind Schedule	Pre-Design	The schedule delay is due to delay in the kick-off of the hydraulic modeling task. More time is needed to complete the study and stakeholder review. The projected assessment completion is planned for the end of September 2022.
70	EN22020.00	Philadelphia Lift Station Pump Upgrades	110,279	2,500,000	On-Time	Pre-Design	
71	EN22054.03	Montclair Lift Station Gate	1,144	150,000	On-Time	Consultant Contract Award	
72	FM21005.02	Prado Dechlor Roofing Assessment	23,984	-	On-Time	Design	
73	EN0000000066	Preserve Lift Station Improvements	160,662	-	Behind Schedule	Design	The project is in final design, pending approval from City of Chino to put the project out to bid. The project will be rebaselined upon construction contract award.
74	EN23002.00	Philadelphia Lift Station Force Main Improvements	1,445,836	19,094,788	Behind Schedule	Design	The delays to the schedule are attributed to addressing the City of Ontario's future utilities requirements. The project will be rebaselined at construction contract award.
75	EN22048.00	PLS Generator Control Panel Retrofit/Modernization	11,821	110,000	On-Time	Construction	
76	EN22057.00	Prado Basin Assets Retrofit-SEWER	6,683	50,000	On-Time	Construction	
		Sub Total	1,912,859	24,284,788			
Regional Water Recycling Plant No. 1 (RP-1)							
No.	Project ID	Project Title	Total Expenditures thru 8/24 (\$)	Total Project Budget (\$)	Project Schedule Performance	Status	Schedule Recovery Plan
77	EN23000.00	RP-1 Device Net Replacement	2,553	4,100,000	On-Time	Project Evaluation	
78	EN23102.00	RP-1 New Parking Lot	-	-	On-Time	Project Evaluation	
79	EN23024.00	RP-1 TP-1 Stormwater Drainage Upgrades	140	1,300,000	On-Time	Project Evaluation	
80	EN23114.00	RP-1 Instrumentation and Control Enhancement	700	100,000	On-Time	Project Evaluation	
81	EN21053.00	RP-1 Old Effluent Structure Rehabilitation	150,379	1,480,507	Behind Schedule	Pre-Design	This project is part of an RFP for consulting services to develop predesign for five projects which took longer to develop due to extensive field coordination and scope verification with the stakeholders. Further refining of the project budget and schedule after the completion of the



							Pre-design Report and during the Project Charter, resulted in schedule delays. The schedule will be rebaselined once a consultant is onboarded to complete the design.
82	EN20051.00	RP-1 MCB and Old Lab Building Rehab	192,860	2,646,161	Behind Schedule	Pre-Design	The presentation for Senior Leadership is scheduled for September. Upon approval, the project will be rebaselined and the project will begin.
83	EN22022.00	RP-1 Air Compressor Upgrades	67,944	1,750,000	Behind Schedule	Pre-Design	The consultant is currently addressing IEUA Stakeholder comments for the Preliminary Design Report (PDR). Additionally, the consultant submitted an amendment that is currently being reviewed. The project will be rebaselined after the PDR is finalized and approved and a project charter will be added to the timeline. The schedule recovery will not be possible.
84	EN22027.00	RP-1 Repurpose Lab	112,531	1,847,400	Behind Schedule	Pre-Design	The presentation for Senior Leadership is scheduled for September. Upon approval, the project will be rebaselined and the project will begin.
85	EN22031.00	RP-1 Intermediate Pump Station Electrical improvements	264,723	3,000,000	Behind Schedule	Pre-Design	The Project Charter to be reviewed in September 2022 with impacts to project schedule and subsequent recovery plan (if feasible) to be determine following approval.
86	EN22032.00	RP-1 TP-1 Stormwater Drainage Upgrades	126,237	155,000	On-Time	Pre-Design	
87	EN23111.00	RP-1 Headworks Bar Screens Improvements	12,590	3,900,000	On-Time	Pre-Design	
88	EN21056.00	RP-1 Evaporative Cooling for Aeration Blower Building	72,599	450,000	On-Time	Design	
89	EN22041.00	RP-1 Aeration Basins Utility Water System Improvement	64,345	141,000	Behind Schedule	Design	The schedule is delayed due to a missed deliverable date by the consultant which pushed the construction board award date back one month.
90	EN22044.00	RP-1 Thickening Building & Acid Phase Digester	1,794,207	100,000,000	On-Time	Design	
91	EN22053.07	RP-1 Single Line Diagrams	2,904	50,000	On-Time	Design	
Regional Water Recycling Plant No. 1 (RP-1)							
No.	Project ID	Project Title	Total Expenditures thru 8/24 (\$)	Total Project Budget (\$)	Project Schedule Performance	Status	Schedule Recovery Plan
92	EN13016.05	SCADA Enterprise System - (Regional Water Recycling Plant No. 1)	4,014,629	16,200,000	Behind Schedule	Bid & Award	The project is behind schedule because the RP-4 SCADA migration was re-sequenced and completed before RP-1. The project will be re-baselined once the construction contract is awarded for RP-1. The project is being expedited as much as possible; schedule recovery is not possible.
93	EN22021.00	RP-1 Digester Area Utility Water (UW) Line Replacement	7,654	100,000	Behind Schedule	Bid & Award	The scope of work understanding with Operations was delayed due to staff availability. The scope of work is expected to be finalized soon, with the project going out to bid this calendar year. The project will be rebaselined upon construction contract award.
94	EN11039.00	RP-1 Disinfection Pump Improvements	1,838,137	12,997,043	On-Time	Construction	
95	EN17042.00	Digester 6 and 7 Roof Repairs	5,616,187	7,828,439	Behind Schedule	Construction	Digester 7's condition assessment and pre-design effort were delayed waiting for Digester 6 to be put back in full operation. Digester 6 delayed the project due to issues with the coating subcontractor and multiple operational constraints. Digester 7's final design is currently in progress including added scope for sludge circulation pump installation. Schedule recovery is not possible. The project will rebaselined after construction contract award.
96	EN18006.00	RP-1 Flare Improvements	7,198,287	9,200,000	Behind Schedule	Construction	Due to conflict with numerous underground utilities, part of the original design such as equipment foundations and mechanical gas piping could not be constructed. Also flare control panels and PLC upgrades were initiated by IEUA. Redesign of multiple systems resulted in schedule delays, change orders and overhead cost claimed by the contractor. The project completion is now anticipated in December 2022. The project extension will be prepared shortly. Schedule recovery is not possible.
97	EN21042.00	RP-1 East Influent Gate Replacement	147,808	625,000	On-Time	Construction	
98	EN22034.00	RP-1 Generator Control Panel Retrofit/Modernization	20,191	240,000	Behind Schedule	Construction	After extending out the bid phase to onboard a contractor and equipment lead times, the construction is now expected to be from September 2022 to January 2023.
99	EN17082.01	RP-1 Clarifier Level Sensor Signal Cable	362	45,800	On-Time	Construction	
100	EN17082.00	Mechanical Restoration and Upgrades	9,706,175	10,100,200	On-Time	Project Acceptance	
101	EN19009.00	RP-1 Energy Recovery	408	4,425,000	N/A	Not Started	
102	EN23116.00	RP-1 Solids Electrical Panel Upgrades	-	1,875,000	N/A	Not Started	
103	EN23117.00	RP-1 Motor Control Center 9M Upgrades	-	1,050,000	N/A	Not Started	
		Sub Total	31,414,550	185,606,550			

## Regional Water Recycling Plant No. 4 (RP-4)

No.	Project ID	Project Title	Total Expenditures thru 8/24 (\$)	Total Project Budget (\$)	Project Schedule Performance	Status	Schedule Recovery Plan
104	EN21041.00	RP-4 Chlorine Contact Basin Cover Repair & RW Wet Well Passive Overflow Line	246,611	4,334,000	On-Time	Design	
105	EN23115.00	RP-4 Headworks Utility Water Addition	346	175,000	On-Time	Pre-Design	
106	EN20057.00	RP-4 Process Improvements Phase II	10,531	8,300,000	On-Time	Pre-Design	
107	EN23123.00	RP-4 Outfall Valve Replacement and Blow off Upgrades	2,807	1,700,000	On-Time	Pre-Design	
		<i>Sub Total</i>	260,295	14,509,000			

## Regional Water Recycling Plant No. 5 (RP-5)

No.	Project ID	Project Title	Total Expenditures thru 8/24 (\$)	Total Project Budget (\$)	Project Schedule Performance	Status	Schedule Recovery Plan
108	EN19001.00	RP-5 Expansion to 30 mgd	96,433,837	245,000,000	On-Time	Construction	
109	EN19006.00	RP-5 Biosolids Facility	107,237,624	205,000,000	On-Time	Construction	
110	EN22033.00	RP-5 Emergency Generator Load Bank Installation	89,662	145,000	On-Time	Project Acceptance	
		<i>Sub Total</i>	203,761,123	450,145,000			

## Recycled Water

No.	Project ID	Project Title	Total Expenditures thru 8/24 (\$)	Total Project Budget (\$)	Project Schedule Performance	Status	Schedule Recovery Plan
111	EN15002.00	1158 Reservoir Site Cleanup	243,506	1,215,000	Behind Schedule	Project Evaluation	The consultant completed the work related to decontamination of the soil in one small spot near the east recycled water reservoir. The consultant also received the Department of Toxic Substance Control's approval for sampling and analyzing the soil around the abandoned oil tanks, which would the location for the potential installation of two new recycled water tanks if Ares' (developer) proposal is accepted by IEUA. Recovery is not possible.
112	EN23119.00	RW SCADA Migration	1,299	4,630,000	On-Time	Project Evaluation	
113	EN23121.00	1299 Reservoir Paint/Coating Repairs and Upgrades	301	2,000,000	On-Time	Project Evaluation	

## Recycled Water (Cont.)

No.	Project ID	Project Title	Total Expenditures thru 8/24 (\$)	Total Project Budget (\$)	Project Schedule Performance	Status	Schedule Recovery Plan
114	EN23124.00	1630 East Pump Station VFD Installation	1,022	750,000	On-Time	Pre-Design	
115	EN21045.00	Montclair Force Main Improvements	281,458	6,800,000	On-Time	Design	
116	EN22058.00	Prado Basin Assets Retrofit-RW	7,327	140,000	On-Time	Construction	
117	EN23037.00	Etiwanda Interceptor Grade-Break RW Relocation	-	4,300,000	N/A	Not Started	
		<i>Sub Total</i>	534,913	19,835,000			
		<i>Overall Totals</i>	274,269,827	916,495,426			

## Emergency Projects

FY22/23 Emergency Projects									
	Project ID	Contractor	Task Order Description	Location	TO #	Original Not-to-Exceed /Estimate	Actual Cost thru 7/29	Date of Award	Status
Agency Wide									
1	EN23019.02	Norstar Plumbing and Engineering, Inc	El Prado Road 8-inch Ductile Iron Primary Sludge Leak	El Prado Road	TO-007	200,000	12,767	7/19/2022	Active
<i>Sub Totals</i>						200,000	12,767		
RP-1									
2	EN23019.01	Norstar Plumbing and Engineering, Inc.	West RP-1 Main Potable Water Line Leak	RP-1	TO-006	25,000	2,548	7/7/2022	Active
3	EN23019.03	Norstar Plumbing and Engineering, Inc.	13553 San Bernardino Ave., Fontana Force Main Strike	RP-1	TO-008	50,000	0	8/22/2022	Active
<i>Sub Totals</i>						75,000	2,548		
<i>Grand Total</i>						<b>275,000</b>	<b>15,314</b>		

August Emergency Project(s)						
Contractor	Task Order Description	Details of the Circumstances/Cause of Emergency	Scope of Repair	Location	Date of Call Out	Not-to-Exceed /Estimate
Norstar Plumbing and Engineering, Inc.	13553 San Bernardino Ave., Fontana Force Main Strike	Sewage leaking from a recent bore spot. Originally believed that our 30" line was struck when the bore occurred.	Investigate and find where the leak originated. Pothole the location of where the bore crossed our 30" line.	13553 San Bernardino Ave.	8/22/2022	50,000