



**AGENDA
FINANCE AND ADMINISTRATION
COMMITTEE MEETING
OF THE BOARD OF DIRECTORS
INLAND EMPIRE UTILITIES AGENCY***

**WEDNESDAY, AUGUST 10, 2022
11:00 A.M.**

**AGENCY HEADQUARTERS
BOARD ROOM
6075 KIMBALL AVENUE, BUILDING A
CHINO, CALIFORNIA 91708
VIEW THE MEETING LIVE ONLINE AT IEUA.ORG
TELEPHONE ACCESS: (415) 856-9169 / Conf Code: 809 178 499#**

PURSUANT TO AB361 AND RESOLUTION NO. 2022-7-2, ADOPTED BY THE IEUA BOARD OF DIRECTORS ON JULY 6, 2022, IEUA BOARD AND COMMITTEE MEETINGS WILL CONTINUE TO BE CONDUCTED THROUGH TELECONFERENCE. IN AN EFFORT TO PROTECT PUBLIC HEALTH AND PREVENT THE SPREAD OF COVID-19, THERE WILL BE NO PUBLIC LOCATION AVAILABLE FOR ATTENDING THE MEETING IN PERSON.

The public may participate and provide public comment during the meeting by dialing the number provided above. Comments may also be submitted by email to the Board Secretary/Office Manager Denise Garzaro at dgarzaro@ieua.org prior to the completion of the Public Comment section of the meeting. Comments will be distributed to the Board of Directors.

CALL TO ORDER

PUBLIC COMMENT

Members of the public may address the Board on any item that is within the jurisdiction of the Board; however, no action may be taken on any item not appearing on the agenda unless the action is otherwise authorized by Subdivision (b) of Section 54954.2 of the Government Code. Those persons wishing to address the Board on any matter, whether or not it appears on the agenda, are requested to email the Board Secretary/Office Manager prior to the public comment section or request to address the Board during the public comments section of the meeting. Comments will be limited to three minutes per speaker. Thank you.

ADDITIONS TO THE AGENDA

In accordance with Section 54954.2 of the Government Code (Brown Act), additions to the agenda require two-thirds vote of the legislative body, or, if less than two-thirds of the members are present, a unanimous vote of those members present, that there is a need to take immediate action and that the need for action came to the attention of the local agency subsequent to the agenda being posted.

*A Municipal Water District

PRESENTATION – PFM INVESTMENT PERFORMANCE REVIEW

1. CONSENT ITEMS

A. MINUTES

Approve Minutes of the July 13, 2022 Finance and Administration Committee meeting.

B. REPORT ON GENERAL DISBURSEMENTS

Staff recommends that the Committee/Board approve the total disbursements for the month of June 2022, in the amount of \$17,174,459.33.

2. INFORMATION ITEMS

A. INTERIM FINANCING TO SUPPORT REGIONAL WASTEWATER PROJECTS (WRITTEN)

RECEIVE AND FILE INFORMATION ITEM

B. TREASURER’S REPORT OF FINANCIAL AFFAIRS (WRITTEN/ POWERPOINT)

3. GENERAL MANAGER’S COMMENTS

4. COMMITTEE MEMBER COMMENTS

5. COMMITTEE MEMBER REQUESTED FUTURE AGENDA ITEMS

ADJOURN

DECLARATION OF POSTING

I, Denise Garzaro, CMC, Board Secretary/Office Manager of the Inland Empire Utilities Agency*, a Municipal Water District, hereby certify that, per Government Code Section 54954.2, a copy of this agenda has been posted at the Agency’s main office, 6075 Kimball Avenue, Building A, Chino, CA and on the Agency’s website at www.ieua.org at least seventy-two (72) hours prior to the meeting date and time above.

In compliance with the Americans with Disabilities Act, if you need special assistance to participate in this meeting, please contact the Board Secretary at (909) 993-1736 or dgarzaro@ieua.org, 48 hours prior to the scheduled meeting so that IEUA can make reasonable arrangements to ensure accessibility.

PRESENTATION



Inland Empire Utilities Agency

Investment Performance Review For the Quarter Ended June 30, 2022

Client Management Team

Sarah Meacham, Managing Director
Joseph Creason, Director/Senior Portfolio Manager
Richard Babbe, CCM, Senior Managing Consultant
Rachael Miller, Client Consultant

PFM Asset Management LLC

633 W 5th St., 25th Floor
Los Angeles, CA 90071
213-415-1699

213 Market Street
Harrisburg, PA 17101-2141
717-232-2723

NOT FDIC INSURED : NO BANK GUARANTEE : MAY LOSE VALUE

For Institutional Investor or Investment Professional Use Only - This material is not for inspection by, distribution to, or quotation to the general public

Market Update

Current Market Themes



- ▶ The U.S. economy is characterized by:
 - ▶ High inflation
 - ▶ A strong labor market
 - ▶ Depressed consumer confidence
 - ▶ Growing potential for economic recession

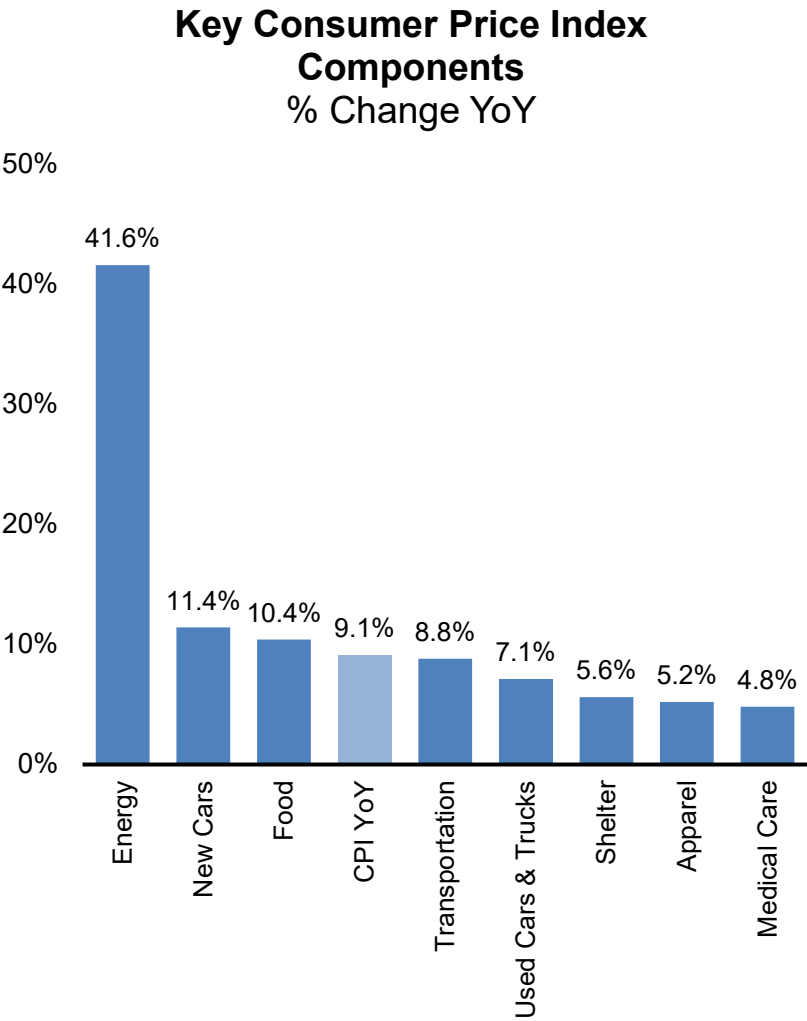
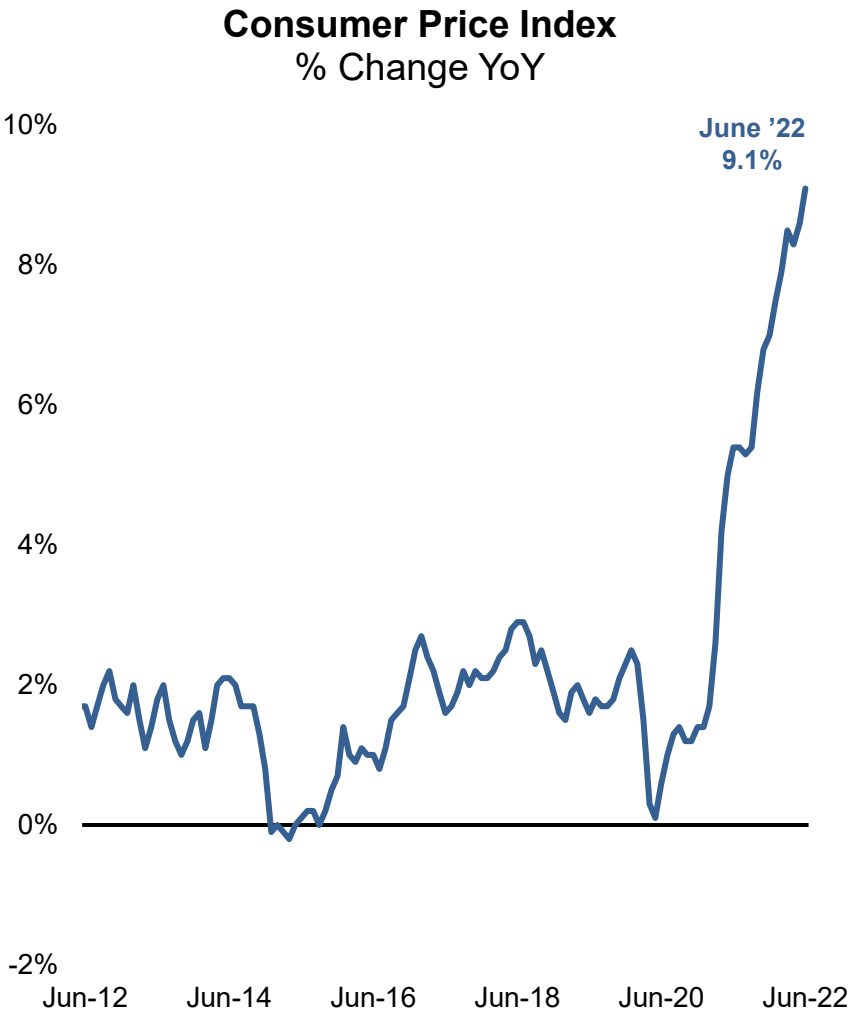


- ▶ The Federal Reserve is tightening monetary policy
 - ▶ More aggressive rate hikes to battle persistent inflation
 - ▶ Short-term fed funds rate projected to reach 3.25% to 3.75% by year-end
 - ▶ Start of balance sheet reduction; pace to double beginning in September



- ▶ Asset prices have fallen sharply in 2022 as a result of:
 - ▶ The impact of higher rates on bond prices and equity valuations
 - ▶ Wider credit spreads
 - ▶ High commodity prices, rising labor costs, and the continuing conflict in Ukraine
 - ▶ High levels of volatility and uncertainty

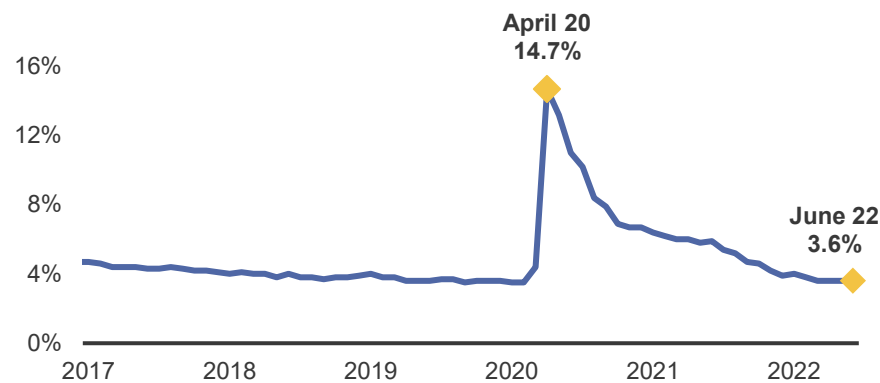
U.S. Inflation Hit a New Four-Decade High in June



Strong Labor Market and Spending Provide Momentum Against Signs of Economic Slowing

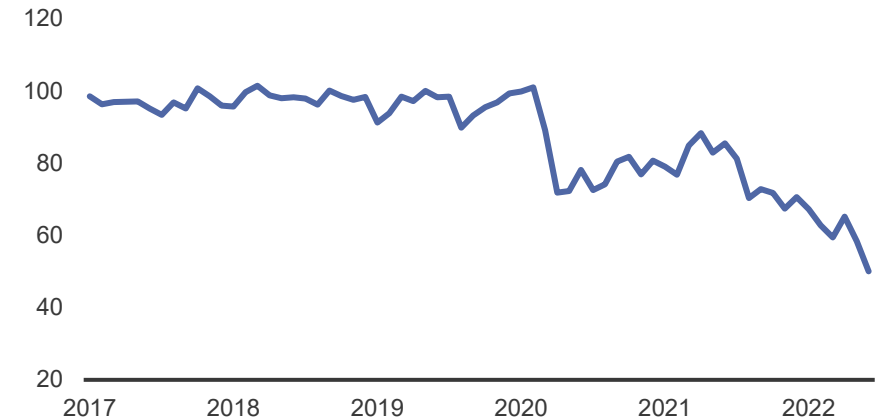
Tailwinds

U.S. Unemployment Rate

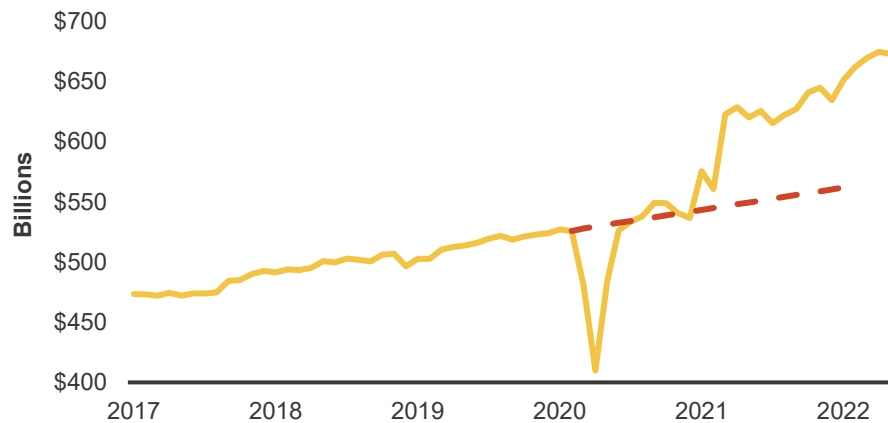


Headwinds

Index of Consumer Sentiment



Retail Sales (Monthly)



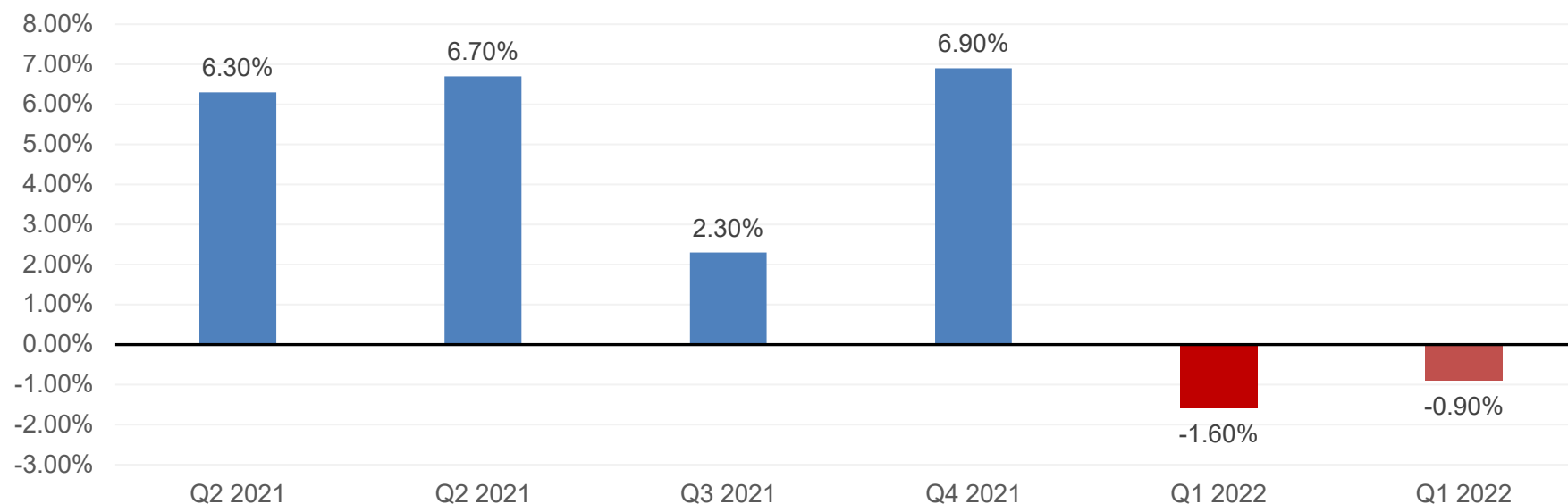
Existing Home Sales



Source: Bloomberg, as of June 2022.

Uncertainty Grows Around Economic Outlook

U.S. Real GDP



GDP Contributors

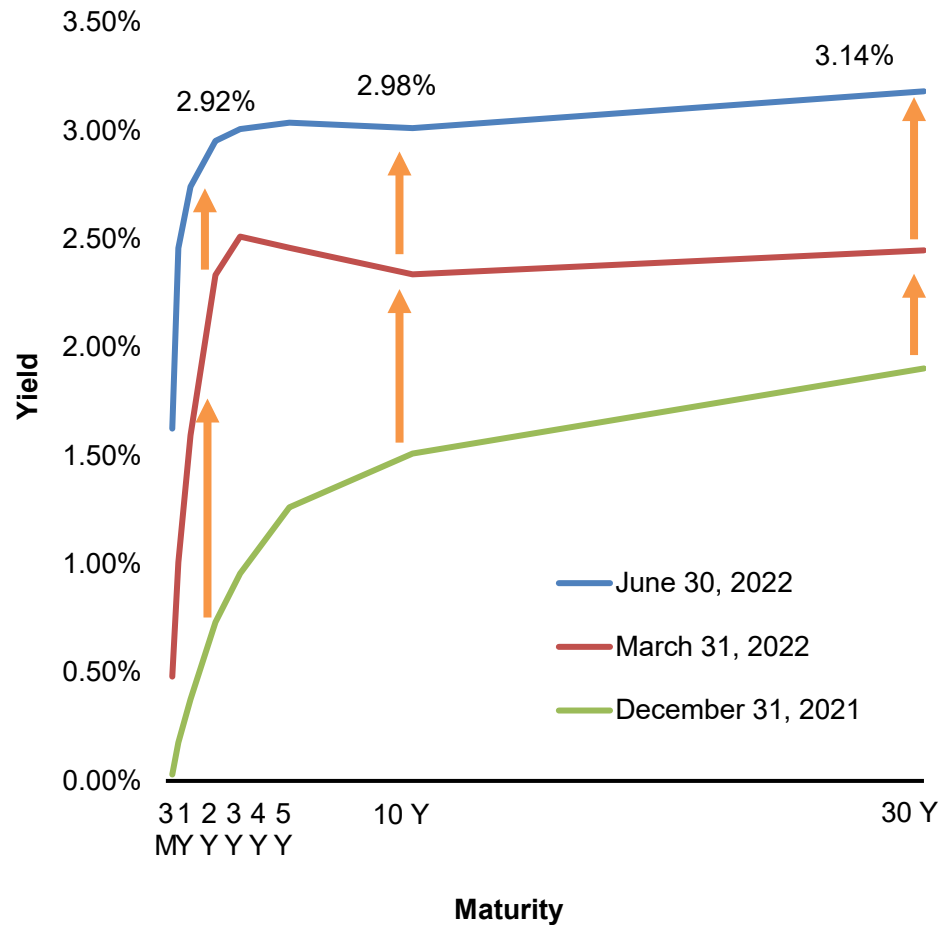
	Q1 2021	Q2 2021	Q3 2021	Q4 2021	Q1 2022	Q2 2022*
U.S. Real GDP	6.30%	6.70%	2.30%	6.90%	-1.60%	-0.90%
<i>Personal Consumption</i>	7.40%	7.90%	1.40%	1.80%	1.20%	0.70%
<i>Fixed Investment</i>	2.30%	0.60%	-0.20%	0.50%	1.30%	-0.70%
<i>Private Inventories</i>	-2.60%	-1.30%	2.20%	5.30%	-0.40%	-2.00%
<i>Net Exports</i>	-1.60%	-0.20%	-1.30%	-0.20%	-3.20%	1.40%
<i>Gov't Expenditures</i>	0.80%	-0.40%	0.20%	-0.50%	-0.50%	-0.30%

Source: Bloomberg, as of July 28, 2022.

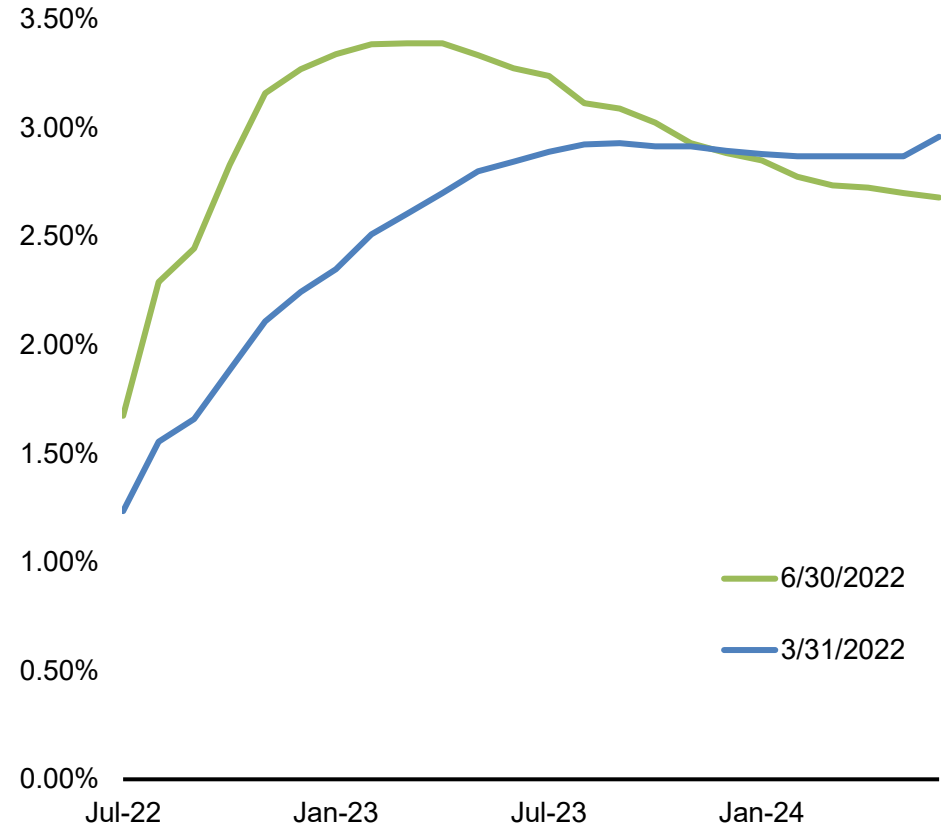
*Advance number subject to substantial recession.

Treasury Yields Move Higher Across the Curve; Future Expectations Changed Over the Quarter

U.S. Treasury Yield Curve



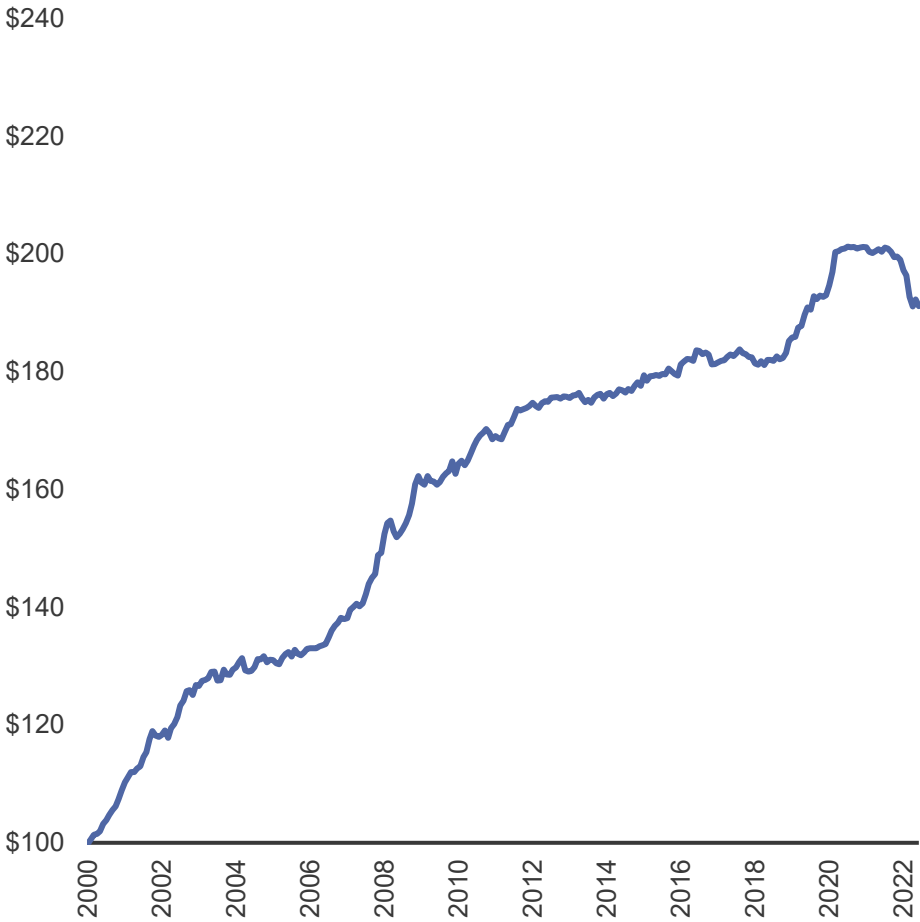
Fed Funds Futures Curve (Rate)



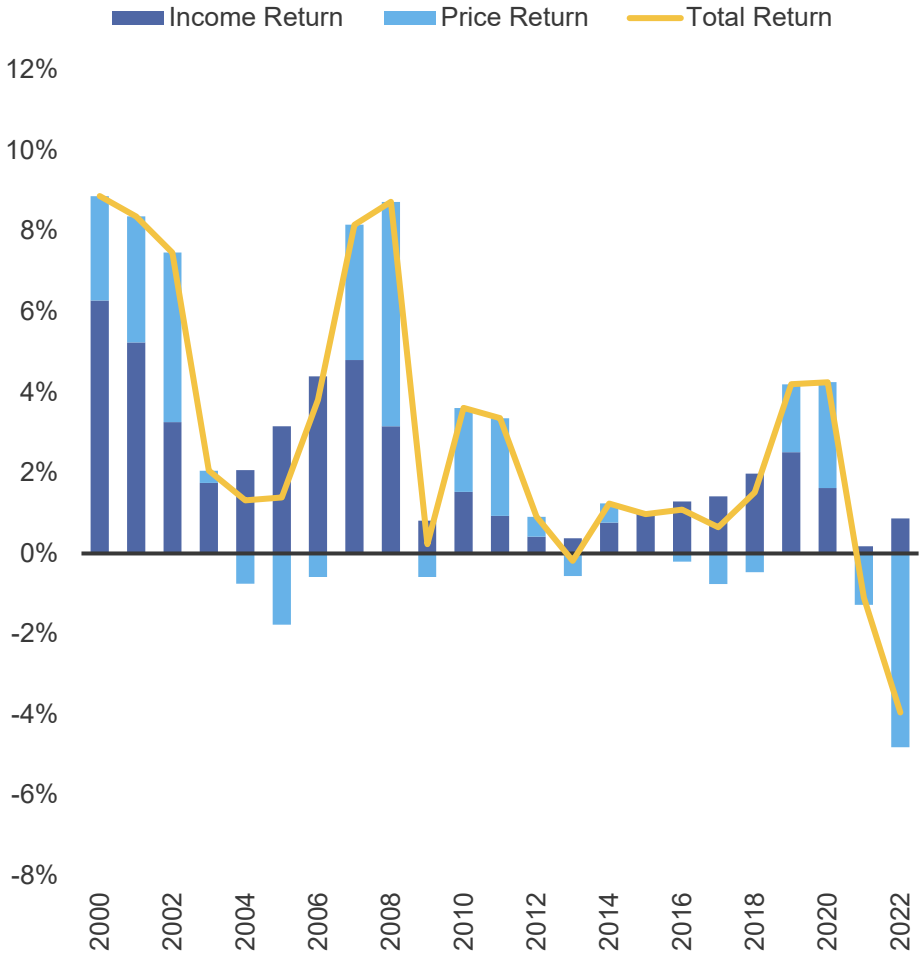
Surging Yields Give Back Pandemic Gains

ICE BofAML 1-5 Year Treasury Index

Growth of \$100
(1/1/2000 - 6/30/2022)



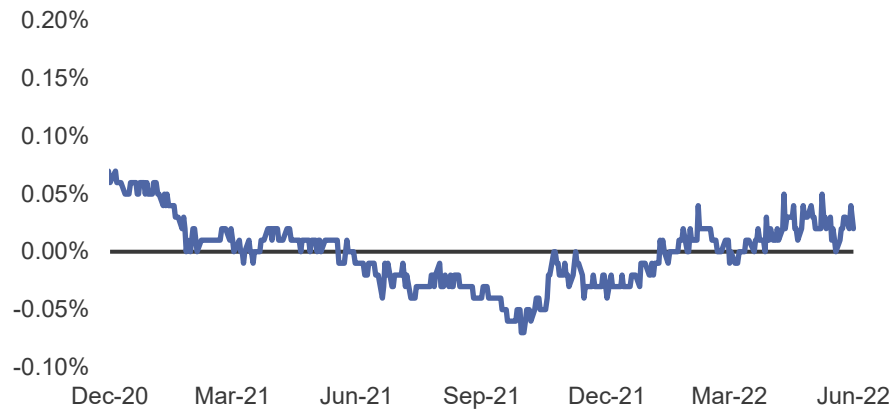
Annual Price & Income Returns



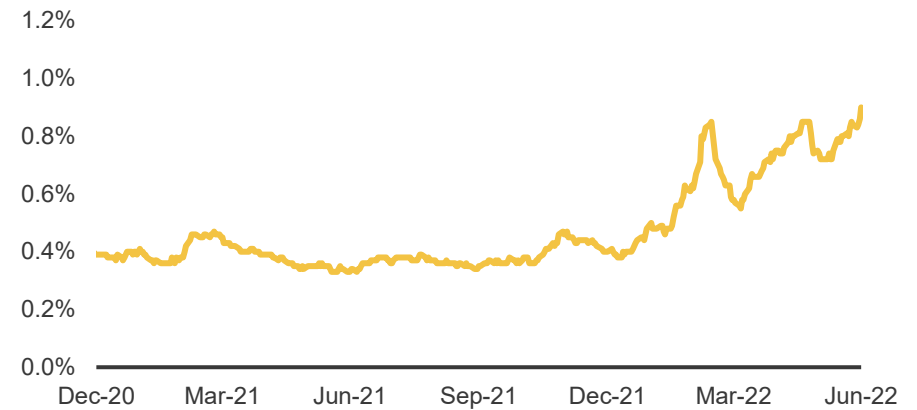
Sector Yield Spreads Widened in Q2 2022

1-5 Year Indices

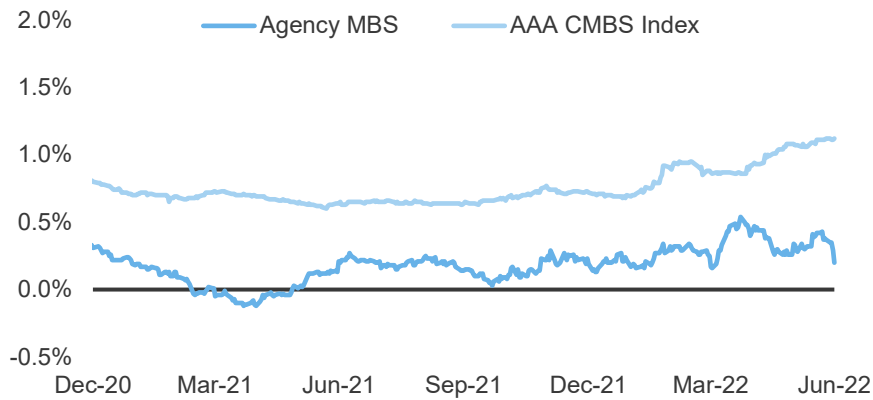
Federal Agency Yield Spreads



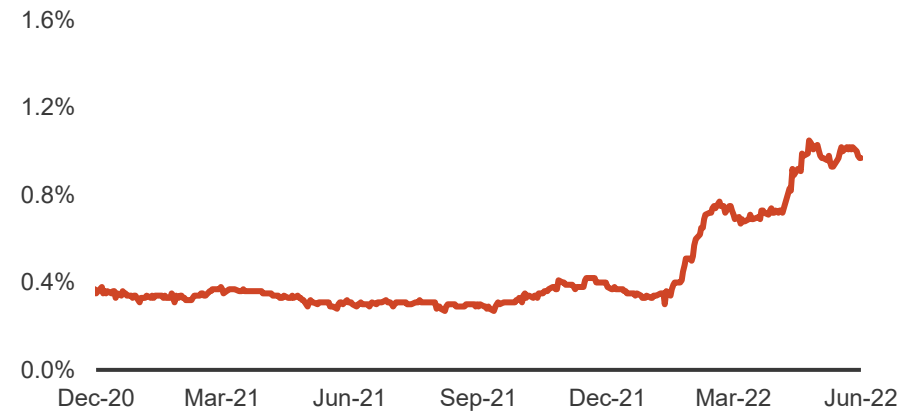
Corporate Notes A-AAA Yield Spreads



Mortgage-Backed Securities Yield Spreads



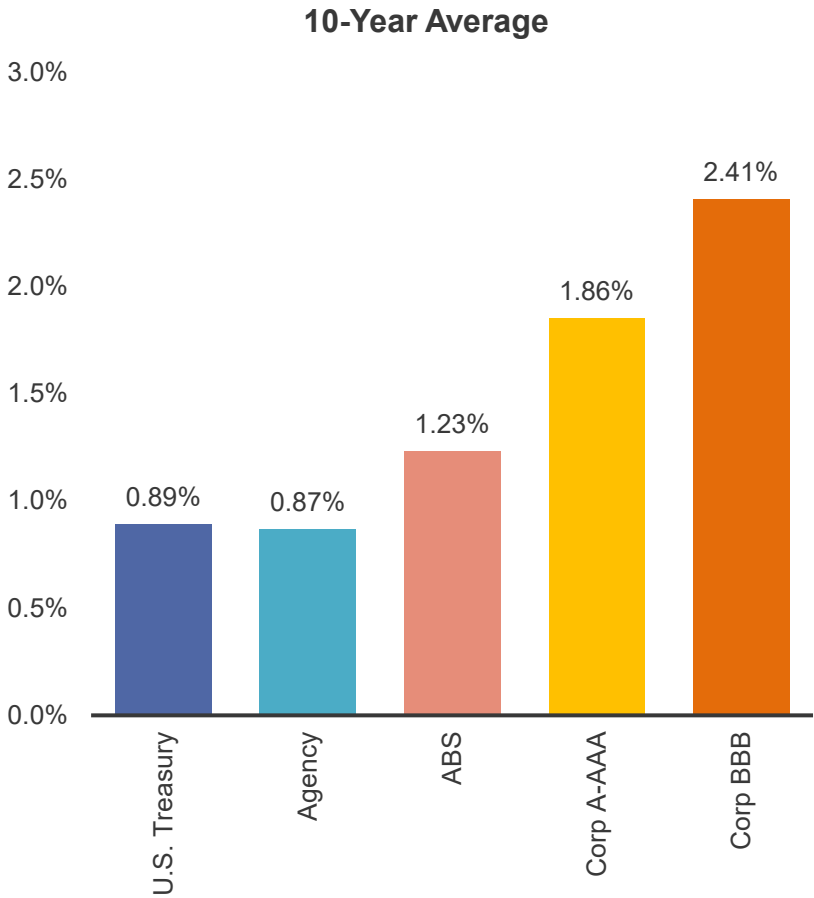
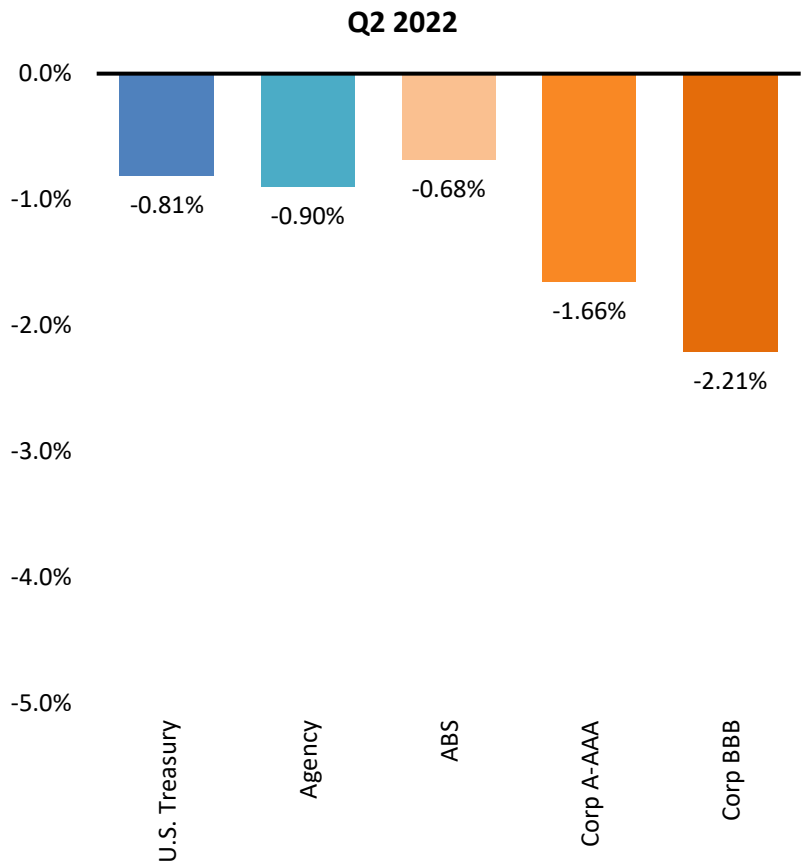
Asset-Backed Securities AAA Yield Spreads



Source: ICE BofAML 1-5 year Indices via Bloomberg, MarketAxess and PFMAM as of 6/30/2022. Spreads on ABS and MBS are option-adjusted spreads of 0-5 year indices based on weighted average life; spreads on agencies are relative to comparable maturity Treasuries. CMBS is Commercial Mortgage-Backed Securities.

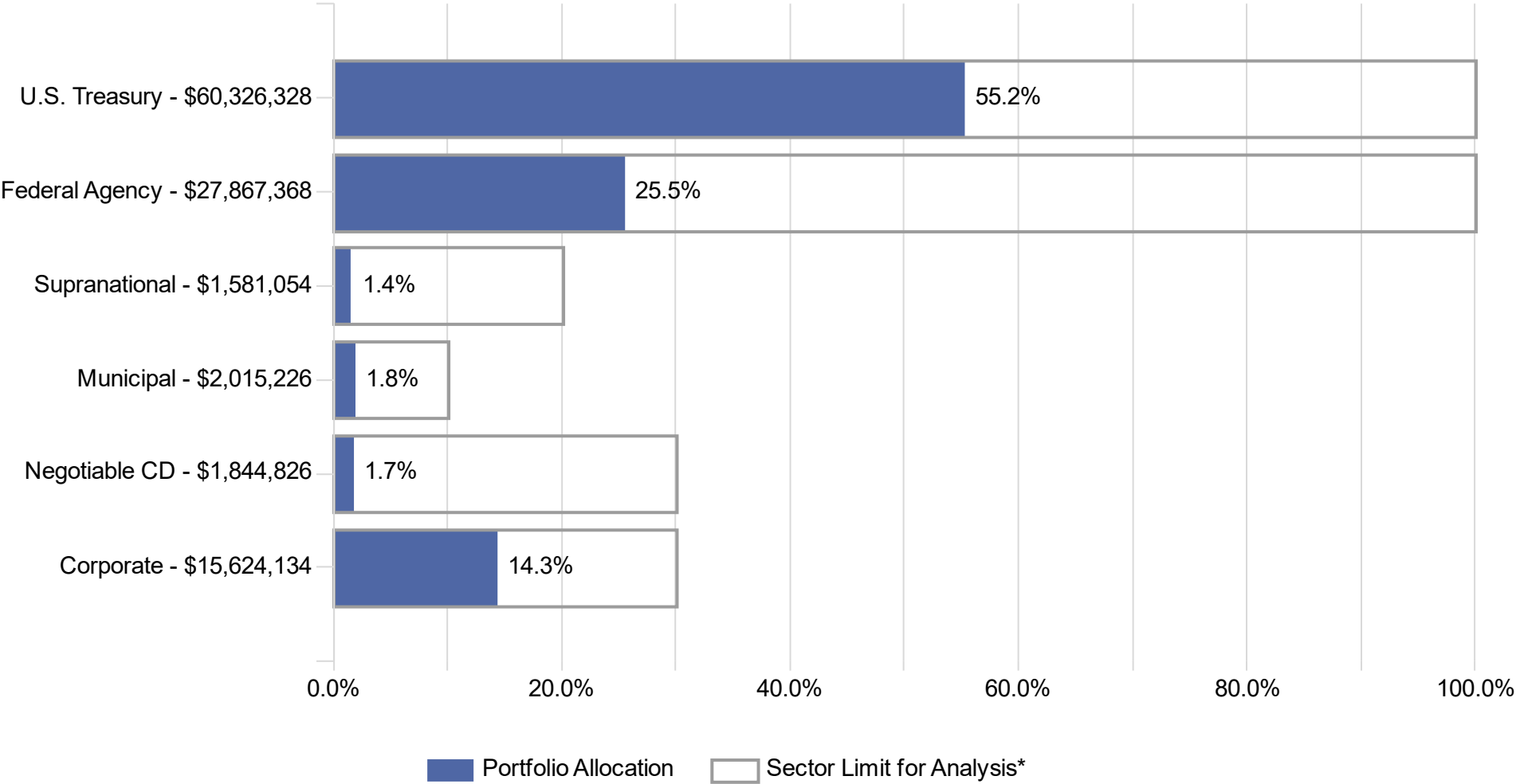
Rising Rates and Wider Spreads Hurt Fixed-Income Returns in Q2 2022

1-5 Year Indices



Portfolio Review

Sector Allocation Analytics



For informational/analytical purposes only and is not provided for compliance assurance. Includes accrued interest.
*Sector Limit for Analysis is as derived from our interpretation of your most recent Investment Policy as provided.

Certificate of Compliance

During the reporting period for the quarter ended June 30, 2022, the account(s) managed by PFM Asset Management ("PFMAM") were in compliance with the applicable investment policy and guidelines as furnished to PFMAM.

Acknowledged : *PFM Asset Management LLC*

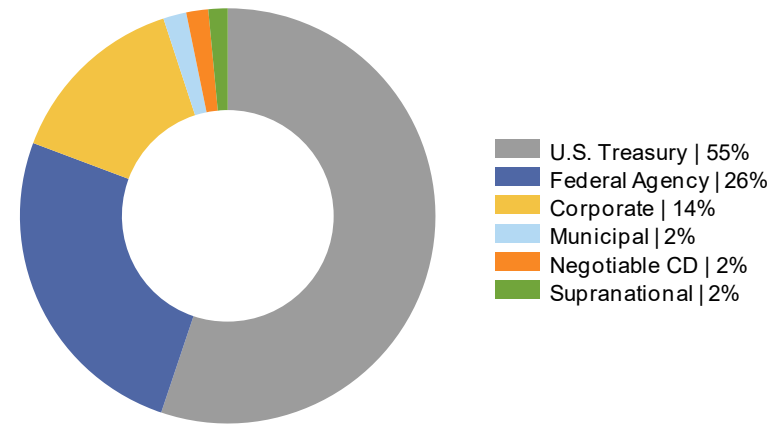
Note: Pre- and post-trade compliance for the account(s) managed by PFM Asset Management is provided via Bloomberg Asset and Investment Management ("AIM").

Portfolio Snapshot¹

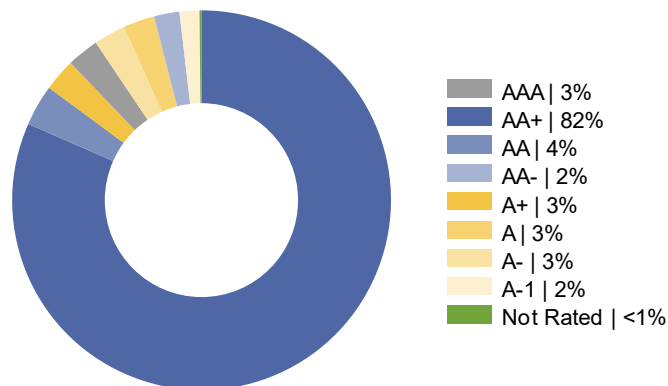
Portfolio Statistics

Total Market Value	\$109,258,936.32
<i>Securities Sub-Total</i>	\$108,919,004.41
<i>Accrued Interest</i>	\$339,931.91
Portfolio Effective Duration	2.32 years
Benchmark Effective Duration	2.52 years
Yield At Cost	1.37%
Yield At Market	3.06%
Portfolio Credit Quality	AA

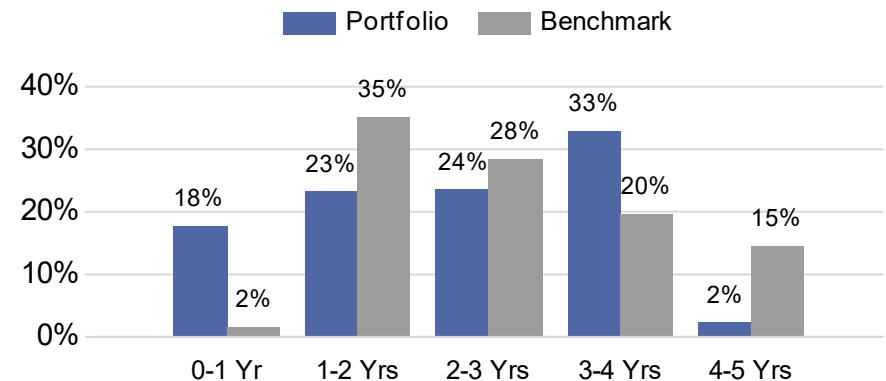
Sector Allocation



Credit Quality - S&P



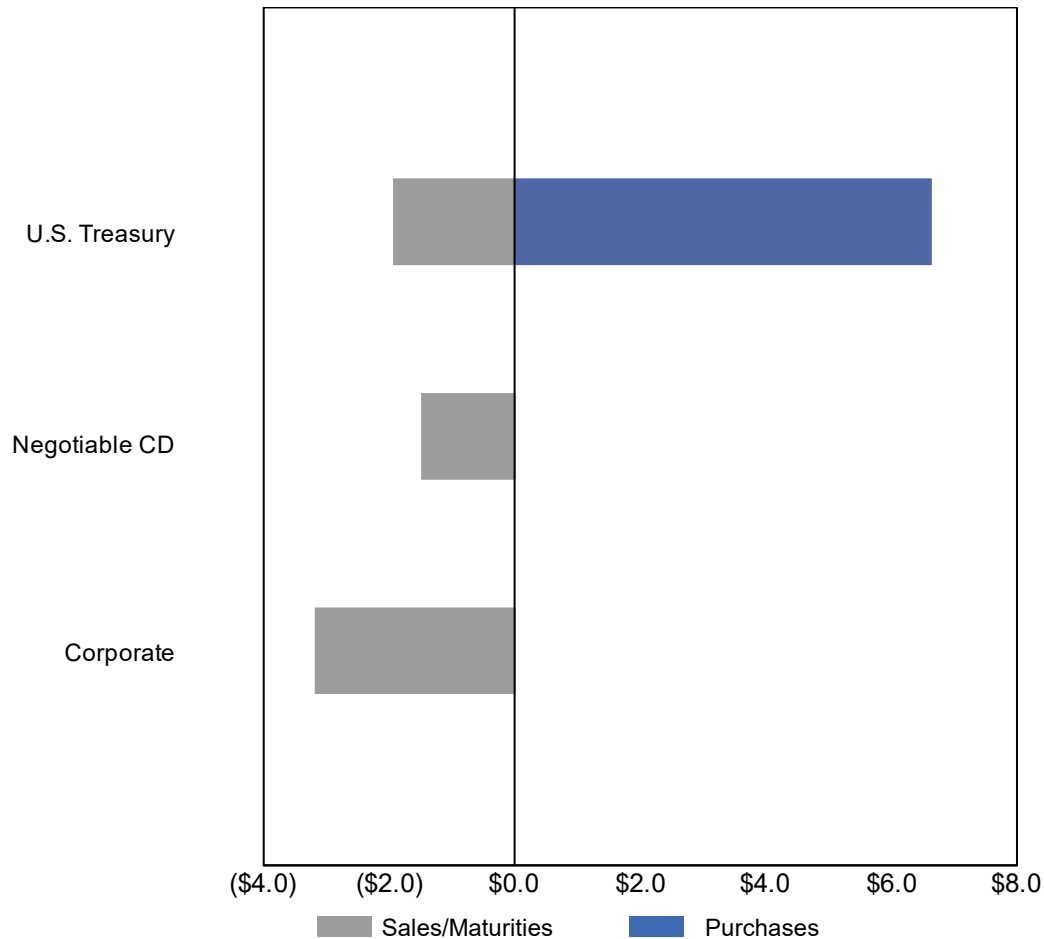
Duration Distribution



1. Yield and duration calculations exclude cash and cash equivalents. Sector allocation includes market values and accrued interests. The portfolio's benchmark is the ICE BofAML 1-5 Year U.S. Treasury Index. Source: Bloomberg. An average of each security's credit rating was assigned a numeric value and adjusted for its relative weighting in the portfolio.

Portfolio Activity

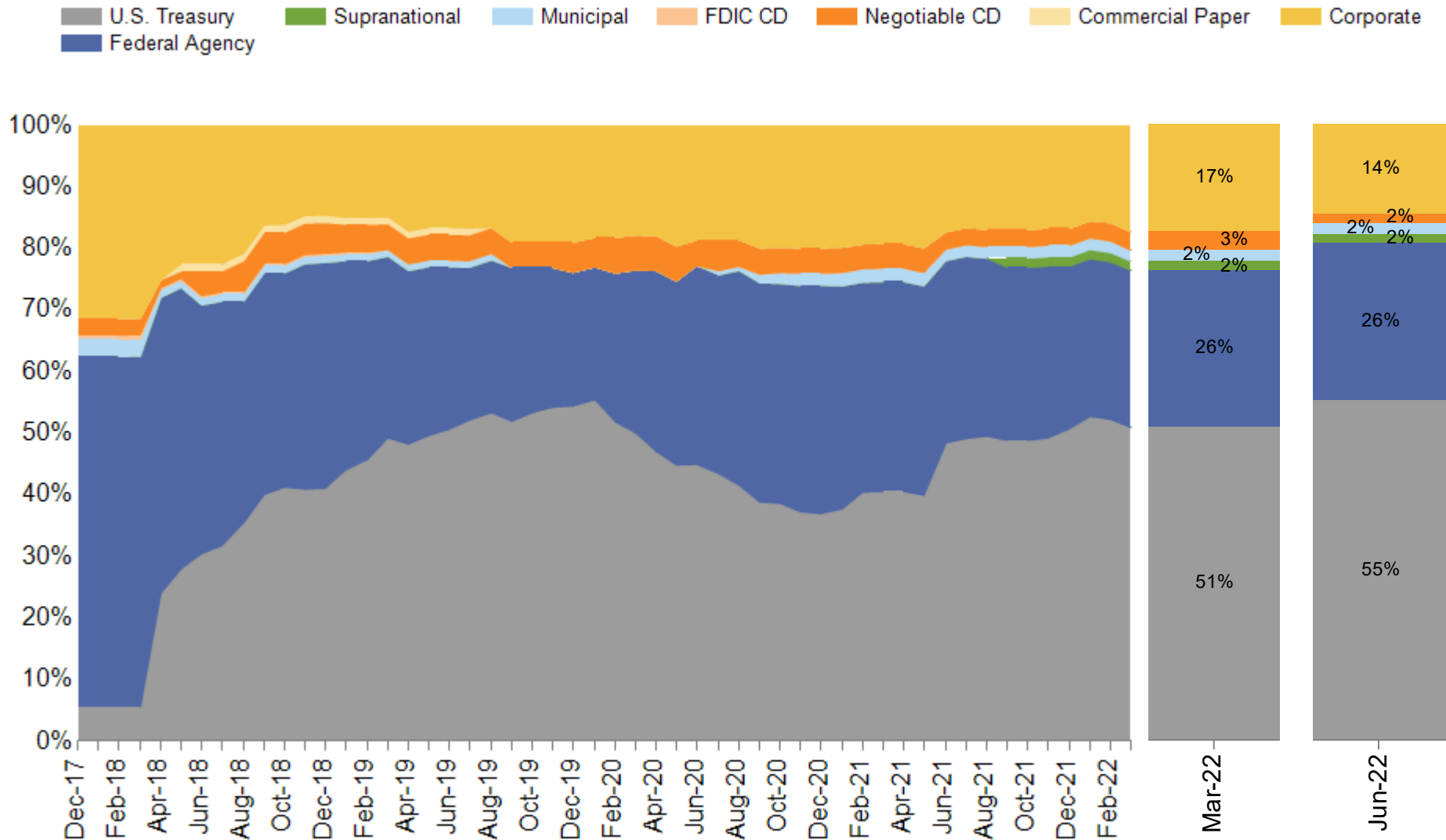
Net Activity by Sector
(\$ millions)



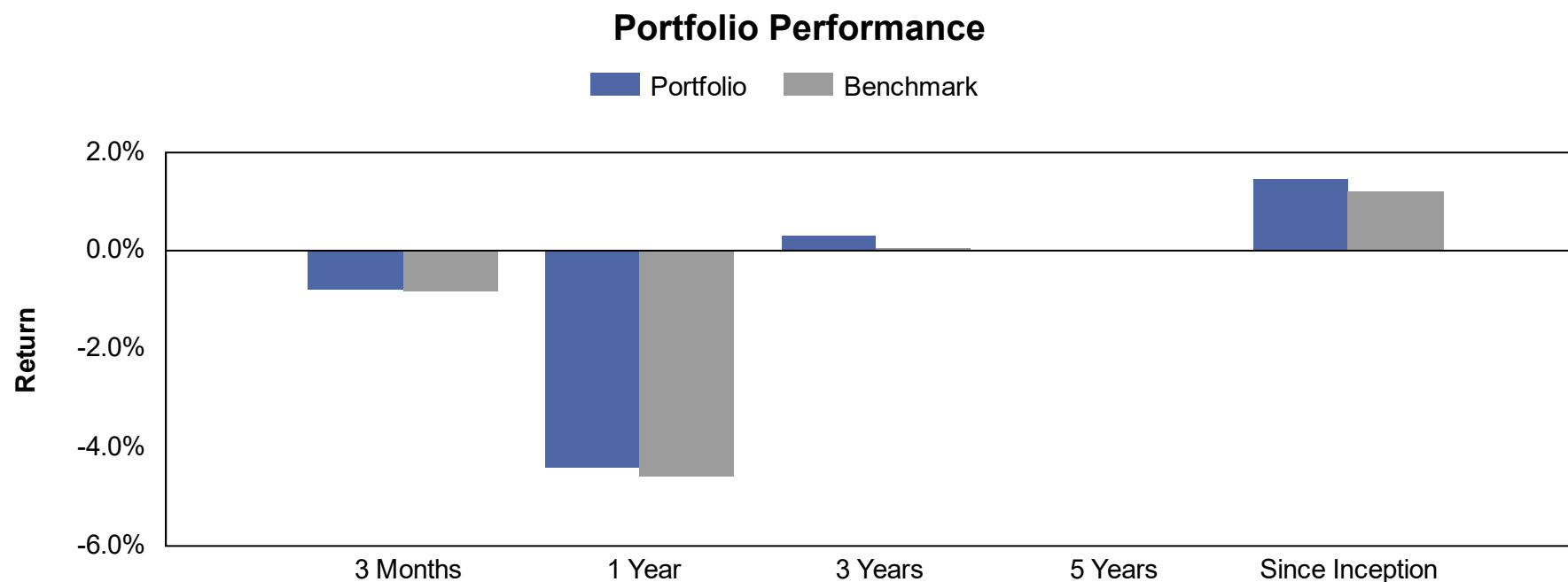
Sector	Net Activity
U.S. Treasury	\$4,729,743
Negotiable CD	(\$1,467,845)
Corporate	(\$3,159,783)
Total Net Activity	\$102,114

Based on total proceeds (principal and accrued interest) of buys, sells, maturities, and principal paydowns. Detail may not add to total due to rounding.

Historical Sector Allocation



Only includes fixed-income securities held within the separately managed account(s) and LGIPs managed by PFMAM.



Market Value Basis Earnings	3 Months	1 Year	3 Years	5 Years	Since Inception ¹
Interest Earned ²	\$343,498	\$1,435,194	\$5,192,893	-	\$7,400,825
Change in Market Value	(\$1,191,696)	(\$6,483,209)	(\$5,040,064)	-	(\$2,533,767)
Total Dollar Return	(\$848,198)	(\$5,048,015)	\$152,829	-	\$4,867,058
Total Return³					
Portfolio	-0.77%	-4.42%	0.30%	-	1.47%
Benchmark ⁴	-0.81%	-4.61%	0.04%	-	1.19%
Difference	0.04%	0.19%	0.25%	-	0.28%

1. The lesser of 10 years or since inception is shown. Since inception returns for periods one year or less are not shown. Performance inception date is March 31, 2018.

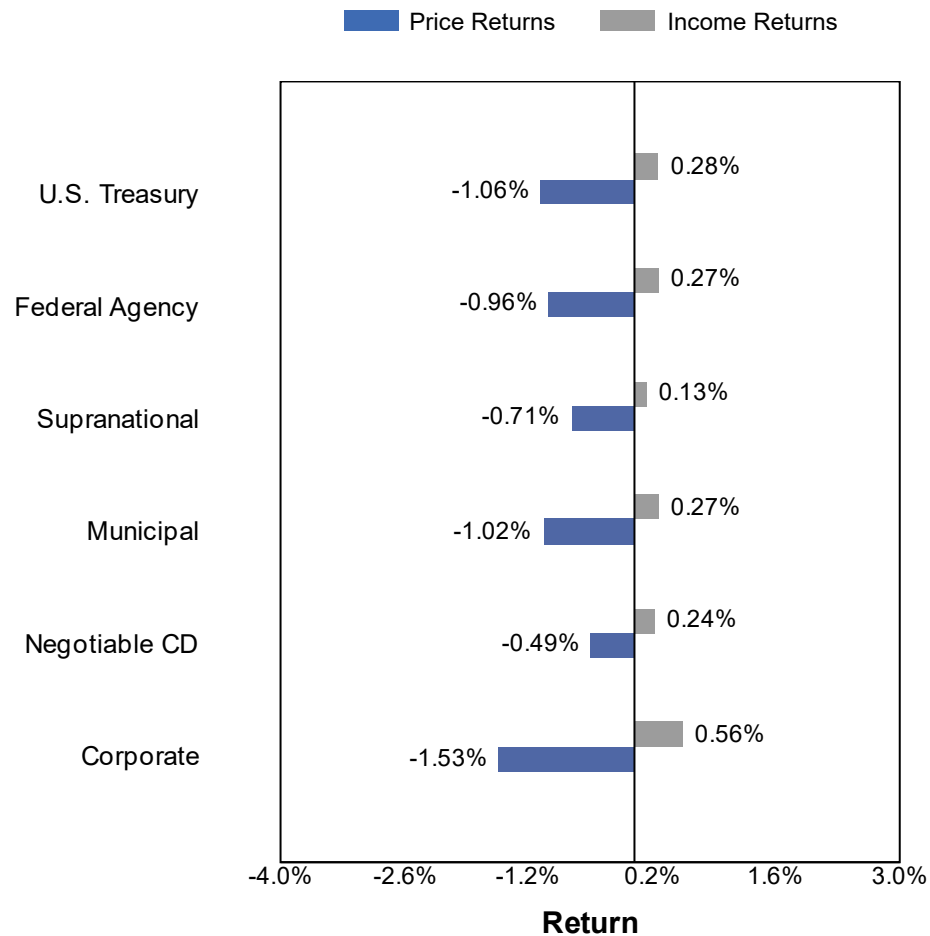
2. Interest earned calculated as the ending accrued interest less beginning accrued interest, plus net interest activity.

3. Returns for periods one year or less are presented on a periodic basis. Returns for periods greater than one year are presented on an annualized basis.

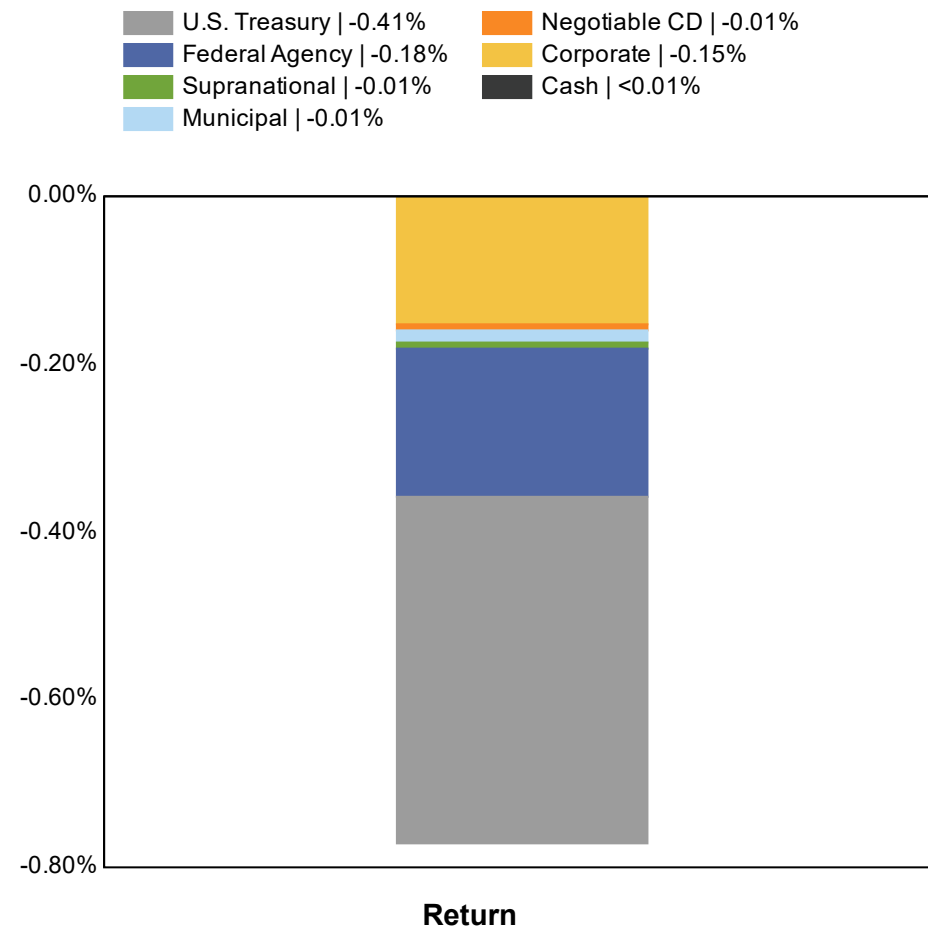
4. The portfolio's benchmark is the ICE BofAML 1-5 Year U.S. Treasury Index. Source: Bloomberg.

Quarterly Sector Performance

Total Return by Sector

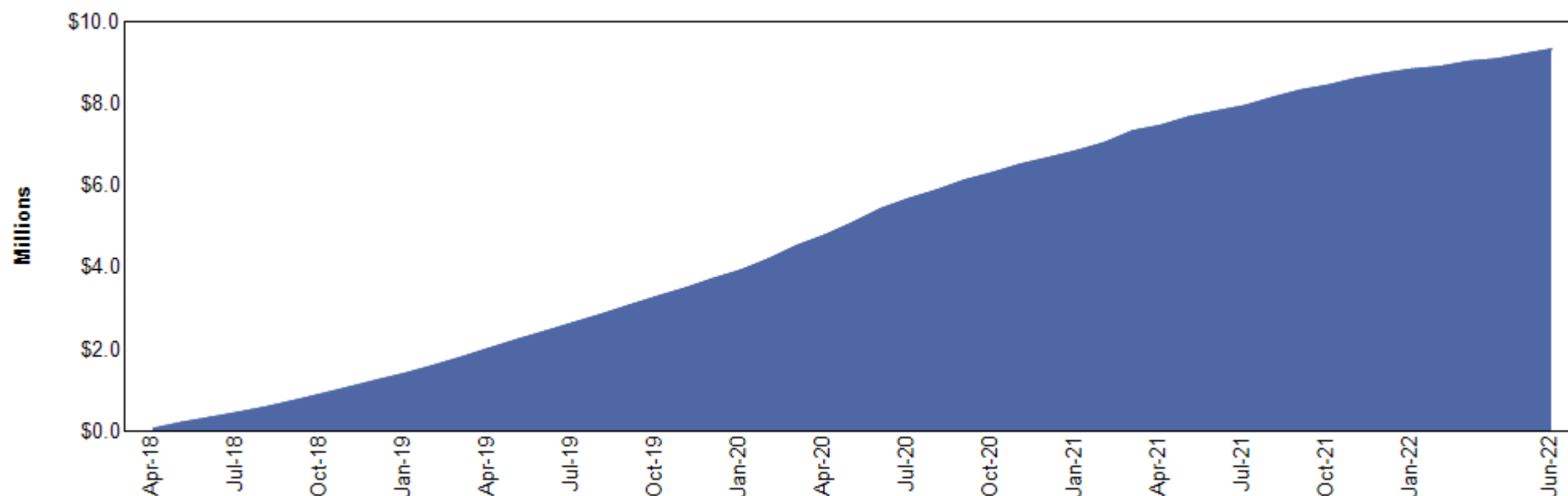


Contribution to Total Return



1. Performance on trade-date basis, gross (i.e., before fees), in accordance with the CFA Institute's Global Investment Performance Standards (GIPS).
2. Income returns calculated as interest earned on investments during the period.
3. Price returns calculated as the change in market value of each security for the period.
4. Returns are presented on a periodic basis.

Accrual Basis Earnings















Accrual Basis Earnings	3 Months	1 Year	3 Years	5 Year	Since Inception ¹
Interest Earned ²	\$343,498	\$1,435,194	\$5,192,893	-	\$7,400,825
Realized Gains / (Losses) ³	(\$68,309)	\$50,841	\$1,316,516	-	\$1,192,989
Change in Amortized Cost	\$26,688	\$29,139	\$380,435	-	\$743,288
Total Earnings	\$301,877	\$1,515,174	\$6,889,844	-	\$9,337,102

1. The lesser of 10 years or since inception is shown. Performance inception date is March 31, 2018.

2. Interest earned calculated as the ending accrued interest less beginning accrued interest, plus net interest activity.

3. Realized gains / (losses) are shown on an amortized cost basis.

Fixed-Income Sector Outlook – 3Q 2022

Sector	Our Investment Preferences
COMMERCIAL PAPER / CD	
TREASURIES	
T-Bill	
T-Note	
FEDERAL AGENCIES	
Bullets	
Callables	
SUPRANATIONALS	
CORPORATES	
Financials	
Industrials	
SECURITIZED	
Asset-Backed	
Agency Mortgage-Backed	
Agency CMBS	
MUNICIPALS	

● Current outlook

○ Outlook one quarter ago

Negative

Slightly
Negative

Neutral

Slightly
Positive

Positive

Issuer Distribution

Issuer Diversification

Security Type / Issuer	Market Value (%)	S&P / Moody's / Fitch
U.S. Treasury	55.2%	
UNITED STATES TREASURY	55.2%	AA / Aaa / AAA
Federal Agency	25.5%	
FANNIE MAE	15.6%	AA / Aaa / AAA
FEDERAL HOME LOAN BANKS	3.0%	AA / Aaa / NR
FREDDIE MAC	7.0%	AA / Aaa / AAA
Supranational	1.4%	
INTER-AMERICAN DEVELOPMENT BANK	1.4%	AAA / Aaa / AAA
Municipal	1.8%	
CALIFORNIA DEPARTMENT OF WATER RESOURCES	0.1%	AAA / Aa / NR
CALIFORNIA EARTHQUAKE AUTHORITY	0.2%	NR / NR / A
FLORIDA STATE BOARD OF ADMIN FIN CORP	0.6%	AA / Aa / AA
LOS ANGELES COMMUNITY COLLEGE DISTRICT	0.3%	AA / Aaa / NR
NEW JERSEY TURNPIKE AUTHORITY	0.2%	AA / A / A
STATE OF MARYLAND	0.2%	AAA / Aaa / AAA
UNIVERSITY OF CALIFORNIA	0.3%	AA / Aa / AA
Negotiable CD	1.7%	
BARCLAYS PLC	1.0%	A / Aa / A
CREDIT SUISSE GROUP RK	0.7%	A / Aa / A
Corporate	14.3%	
AMAZON.COM INC	1.3%	AA / A / AA
APPLE INC	0.5%	AA / Aaa / NR
BANK OF AMERICA CO	1.4%	A / A / AA
BRISTOL-MYERS SQUIBB CO	0.3%	A / A / NR
BURLINGTON NORTHERN SANTA FE	0.7%	AA / A / NR

Security Type / Issuer	Market Value (%)	S&P / Moody's / Fitch
Corporate	14.3%	
DEERE & COMPANY	0.7%	A / A / A
JP MORGAN CHASE & CO	1.3%	A / A / AA
MICROSOFT CORP	1.0%	AAA / Aaa / AAA
NOVARTIS AG	1.3%	AA / A / AA
PFIZER INC	1.2%	A / A / A
TARGET CORP	0.7%	A / A / A
THE BANK OF NEW YORK MELLON CORPORATION	1.3%	A / A / AA
TOYOTA MOTOR CORP	0.7%	A / A / A
UNITEDHEALTH GROUP INC	0.7%	A / A / A
WAL-MART STORES INC	1.3%	AA / Aa / AA
Total	100.0%	

Ratings shown are calculated by assigning a numeral value to each security rating, then calculating a weighted average rating for each security type / issuer category using all available security ratings, excluding Not-Rated (NR) ratings. For security type / issuer categories where a rating from the applicable NRSRO is not available, a rating of NR is assigned. Includes accrued interest and excludes balances invested in overnight funds.

Portfolio Transactions

Quarterly Portfolio Transactions

Trade Date	Settle Date	Par (\$)	CUSIP	Security Description	Coupon	Maturity Date	Transact Amount (\$)	Yield at Market	Realized G/L (BV)
BUY									
4/5/2022	4/7/2022	890,000.00	91282CCZ2	US TREASURY N/B NOTES	0.87%	9/30/2026	819,609.49	2.77%	
4/8/2022	4/12/2022	1,445,000.00	91282CDS7	US TREASURY N/B NOTES	1.12%	1/15/2025	1,387,494.39	2.73%	
5/3/2022	5/4/2022	1,540,000.00	91282CBH3	US TREASURY NOTES	0.37%	1/31/2026	1,401,921.13	2.95%	
5/9/2022	5/10/2022	1,190,000.00	91282CCZ2	US TREASURY N/B NOTES	0.87%	9/30/2026	1,087,989.15	3.00%	
6/6/2022	6/8/2022	2,120,000.00	91282CCF6	US TREASURY N/B NOTES	0.75%	5/31/2026	1,943,294.42	2.99%	
Total BUY		7,185,000.00					6,640,308.58		0.00
INTEREST									
4/14/2022	4/14/2022	950,000.00	3130AJHU6	FEDERAL HOME LOAN BANK NOTES	0.50%	4/14/2025	2,375.00		
4/22/2022	4/22/2022	3,195,000.00	3135G03U5	FANNIE MAE NOTES	0.62%	4/22/2025	9,984.38		
4/24/2022	4/24/2022	725,000.00	06051GJH3	BANK OF AMERICA CORP (CALLABLE) CORPORAT	0.81%	10/24/2024	2,936.25		
4/28/2022	4/28/2022	1,375,000.00	06406RAG2	BANK OF NY MELLON CORP NOTES	3.50%	4/28/2023	24,062.50		
4/30/2022	4/30/2022	2,345,000.00	912828X70	US TREASURY NOTES	2.00%	4/30/2024	23,450.00		
4/30/2022	4/30/2022	595,000.00	9128283D0	US TREASURY NOTES	2.25%	10/31/2024	6,693.75		
5/7/2022	5/7/2022	895,000.00	3135G06G3	FANNIE MAE NOTES	0.50%	11/7/2025	2,237.50		
5/11/2022	5/11/2022	565,000.00	037833DV9	APPLE INC CORPORATE NOTES	0.75%	5/11/2023	2,118.75		
5/12/2022	5/12/2022	560,000.00	023135BW5	AMAZON.COM INC CORPORATE NOTES	0.45%	5/12/2024	1,260.00		
5/13/2022	5/13/2022	349,000.00	110122DN5	BRISTOL-MYERS SQUIBB CO CORPORATE NOTES	0.75%	11/13/2025	1,308.75		

Quarterly Portfolio Transactions

Trade Date	Settle Date	Par (\$)	CUSIP	Security Description	Coupon	Maturity Date	Transact Amount (\$)	Yield at Market	Realized G/L (BV)
INTEREST									
5/15/2022	5/15/2022	295,000.00	91412HGE7	UNIV OF CAL TXBL REV BONDS	0.88%	5/15/2025	1,302.43		
5/15/2022	5/15/2022	1,875,000.00	91282CAW1	US TREASURY NOTES	0.25%	11/15/2023	2,343.75		
5/15/2022	5/15/2022	210,000.00	91282CCC3	US TREASURY N/B NOTES	0.25%	5/15/2024	262.50		
5/15/2022	5/15/2022	475,000.00	912828TY6	US TREASURY NOTES	1.62%	11/15/2022	3,859.38		
5/15/2022	5/15/2022	3,450,000.00	912828WE6	US TREASURY NOTES	2.75%	11/15/2023	47,437.50		
5/22/2022	5/22/2022	1,360,000.00	3135G04Q3	FANNIE MAE NOTES	0.25%	5/22/2023	1,700.00		
5/31/2022	5/31/2022	510,000.00	912828J7	US TREASURY NOTES	2.12%	11/30/2024	5,418.75		
5/31/2022	5/31/2022	5,270,000.00	91282CAZ4	US TREASURY NOTES	0.37%	11/30/2025	9,881.25		
5/31/2022	5/31/2022	745,000.00	91282CAX9	US TREASURY NOTES	0.12%	11/30/2022	465.63		
5/31/2022	5/31/2022	2,525,000.00	912828U57	US TREASURY NOTES	2.12%	11/30/2023	26,828.13		
5/31/2022	5/31/2022	1,820,000.00	912828YV6	US TREASURY NOTES	1.50%	11/30/2024	13,650.00		
5/31/2022	5/31/2022	1,464,000.00	91282CCF6	US TREASURY N/B NOTES	0.75%	5/31/2026	5,490.00		
5/31/2022	5/31/2022	1,880,000.00	91282CCD1	US TREASURY N/B NOTES	0.12%	5/31/2023	1,175.00		
5/31/2022	5/31/2022	2,240,000.00	912828ZT0	US TREASURY NOTES	0.25%	5/31/2025	2,800.00		
6/1/2022	6/1/2022	555,000.00	46647PCH7	JPMORGAN CHASE & CO (CALLABLE) CORP NOTE	0.82%	6/1/2025	2,286.60		
6/1/2022	6/1/2022	100,000.00	13067WRB0	CA ST DEPT WTR RES WTR SYS TXBL REV BNDS	0.56%	12/1/2024	280.00		
6/4/2022	6/4/2022	805,000.00	3137EAFA2	FREDDIE MAC NOTES	0.25%	12/4/2023	1,006.25		

Quarterly Portfolio Transactions

Trade Date	Settle Date	Par (\$)	CUSIP	Security Description	Coupon	Maturity Date	Transact Amount (\$)	Yield at Market	Realized G/L (BV)
INTEREST									
6/8/2022	6/8/2022	870,000.00	3130A0F70	FEDERAL HOME LOAN BANKS NOTES	3.37%	12/8/2023	14,681.25		
6/15/2022	6/15/2022	990,000.00	91282CBA8	US TREASURY NOTES	0.12%	12/15/2023	618.75		
6/15/2022	6/15/2022	720,000.00	91324PDJ8	UNITEDHEALTH GROUP INC CORP NOTES	3.50%	6/15/2023	12,600.00		
6/17/2022	6/17/2022	4,150,000.00	3135G04Z3	FANNIE MAE NOTES	0.50%	6/17/2025	10,375.00		
6/19/2022	6/19/2022	1,450,000.00	3137EAEN5	FREDDIE MAC NOTES	2.75%	6/19/2023	19,937.50		
6/26/2022	6/26/2022	1,330,000.00	3137EAES4	FREDDIE MAC NOTES	0.25%	6/26/2023	1,662.50		
6/30/2022	6/30/2022	2,595,000.00	91282CBC4	US TREASURY NOTES	0.37%	12/31/2025	4,865.63		
6/30/2022	6/30/2022	575,000.00	912828XX3	US TREASURY NOTES	2.00%	6/30/2024	5,750.00		
6/30/2022	6/30/2022	2,000,000.00	912828S35	US TREASURY NOTES	1.37%	6/30/2023	13,750.00		
6/30/2022	6/30/2022	120,000.00	912828U0	US TREASURY NOTES	2.62%	12/31/2023	1,575.00		
Total INTEREST		51,933,000.00					288,429.68		0.00
MATURITY									
5/10/2022	5/10/2022	930,000.00	69371RP83	PACCAR FINANCIAL CORP CORP NOTES	2.65%	5/10/2022	942,322.50		
Total MATURITY		930,000.00					942,322.50		0.00
SELL									
4/5/2022	4/7/2022	825,000.00	92826CAG7	VISA INC (CALLABLE) NOTE	2.15%	9/15/2022	828,954.96		5,828.44
4/8/2022	4/12/2022	1,380,000.00	478160CJ1	JOHNSON & JOHNSON (CALLABLE) CORP NOTES	2.62%	1/15/2025	1,388,505.98		-67,085.61

Quarterly Portfolio Transactions

Trade Date	Settle Date	Par (\$)	CUSIP	Security Description	Coupon	Maturity Date	Transact Amount (\$)	Yield at Market	Realized G/L (BV)
SELL									
5/3/2022	5/4/2022	690,000.00	912828XW5	US TREASURY NOTES	1.75%	6/30/2022	695,322.13		-319.66
5/3/2022	5/4/2022	715,000.00	23341VZT1	DNB BANK ASA/NY LT CD	2.04%	12/2/2022	720,951.53		-247.52
6/6/2022	6/8/2022	745,000.00	91282CAX9	US TREASURY NOTES	0.12%	11/30/2022	739,665.67		-5,142.09
6/6/2022	6/8/2022	745,000.00	86565CKU2	SUMITOMO MITSUI BANK NY CERT DEPOS	0.70%	7/8/2022	746,893.77		-293.64
6/6/2022	6/8/2022	475,000.00	912828TY6	US TREASURY NOTES	1.62%	11/15/2022	475,577.62		-1,048.42
Total SELL		5,575,000.00					5,595,871.66		-68,308.50

Portfolio Holdings

Managed Account Detail of Securities Held

Security Type/Description Dated Date/Coupon/Maturity	CUSIP	Par	S&P Rating	Moody's Rating	Trade Date	Settle Date	Original Cost	YTM at Cost	Accrued Interest	Amortized Cost	Market Value
U.S. Treasury											
US TREASURY NOTES DTD 02/01/2016 1.750% 01/31/2023	912828P38	200,000.00	AA+	Aaa	10/2/2018	10/4/2018	190,453.12	2.93	1,459.94	198,706.94	199,000.00
US TREASURY NOTES DTD 02/29/2016 1.500% 02/28/2023	912828P79	310,000.00	AA+	Aaa	7/2/2018	7/5/2018	293,289.06	2.74	1,554.21	307,619.75	307,432.83
US TREASURY NOTES DTD 03/31/2016 1.500% 03/31/2023	912828Q29	1,235,000.00	AA+	Aaa	2/8/2019	2/12/2019	1,189,507.62	2.44	4,656.56	1,226,764.31	1,223,035.94
US TREASURY N/B NOTES DTD 05/31/2021 0.125% 05/31/2023	91282CCD1	1,880,000.00	AA+	Aaa	6/18/2021	6/21/2021	1,875,300.00	0.25	199.04	1,877,785.90	1,833,293.66
US TREASURY NOTES DTD 06/30/2016 1.375% 06/30/2023	912828S35	2,000,000.00	AA+	Aaa	1/23/2019	1/24/2019	1,899,453.13	2.58	74.73	1,977,380.06	1,969,687.60
US TREASURY NOTES DTD 08/01/2016 1.250% 07/31/2023	912828S92	1,260,000.00	AA+	Aaa	2/8/2019	2/12/2019	1,196,950.78	2.44	6,569.75	1,244,721.20	1,237,359.31
US TREASURY NOTES DTD 10/01/2018 2.875% 09/30/2023	9128285D8	650,000.00	AA+	Aaa	5/1/2019	5/3/2019	667,087.89	2.25	4,697.40	654,836.80	649,187.50
US TREASURY NOTES DTD 11/15/2020 0.250% 11/15/2023	91282CAW1	1,875,000.00	AA+	Aaa	6/18/2021	6/21/2021	1,870,898.44	0.34	598.68	1,872,652.24	1,806,152.25
US TREASURY NOTES DTD 11/15/2013 2.750% 11/15/2023	912828WE6	3,450,000.00	AA+	Aaa	3/6/2019	3/8/2019	3,484,904.30	2.52	12,117.19	3,460,228.81	3,438,679.86
US TREASURY NOTES DTD 11/30/2016 2.125% 11/30/2023	912828U57	2,525,000.00	AA+	Aaa	1/7/2019	1/9/2019	2,479,826.17	2.52	4,544.66	2,511,923.36	2,495,410.03
US TREASURY NOTES DTD 12/15/2020 0.125% 12/15/2023	91282CBA8	990,000.00	AA+	Aaa	2/2/2021	2/4/2021	988,607.81	0.17	54.10	989,290.57	949,781.25
US TREASURY NOTES DTD 12/31/2018 2.625% 12/31/2023	9128285U0	120,000.00	AA+	Aaa	1/30/2019	1/31/2019	120,356.25	2.56	8.56	120,108.76	119,362.50
US TREASURY NOTES DTD 01/15/2021 0.125% 01/15/2024	91282CBE0	810,000.00	AA+	Aaa	7/12/2021	7/12/2021	806,234.77	0.31	467.09	807,688.30	775,321.88
US TREASURY NOTES DTD 02/28/2019 2.375% 02/29/2024	9128286G0	675,000.00	AA+	Aaa	8/11/2021	8/12/2021	709,778.32	0.35	5,358.27	697,712.37	668,460.94
US TREASURY NOTES DTD 05/01/2017 2.000% 04/30/2024	912828X70	2,345,000.00	AA+	Aaa	6/3/2019	6/4/2019	2,355,534.18	1.90	7,901.63	2,348,932.68	2,303,596.21

Security Type/Description Dated Date/Coupon/Maturity	CUSIP	Par	S&P Rating	Moody's Rating	Trade Date	Settle Date	Original Cost	YTM at Cost	Accrued Interest	Amortized Cost	Market Value
U.S. Treasury											
US TREASURY N/B NOTES DTD 05/15/2021 0.250% 05/15/2024	91282CCC3	210,000.00	AA+	Aaa	6/18/2021	6/21/2021	208,679.30	0.47	67.05	209,146.97	199,565.63
US TREASURY NOTES DTD 06/30/2017 2.000% 06/30/2024	912828XX3	575,000.00	AA+	Aaa	7/1/2019	7/3/2019	580,929.69	1.78	31.25	577,373.18	564,039.06
US TREASURY NOTES DTD 07/31/2017 2.125% 07/31/2024	9128282N9	1,000,000.00	AA+	Aaa	8/1/2019	8/9/2019	1,016,171.88	1.78	8,863.95	1,006,769.42	982,343.80
US TREASURY NOTES DTD 10/02/2017 2.125% 09/30/2024	9128282Y5	1,310,000.00	AA+	Aaa	10/1/2019	10/3/2019	1,349,146.48	1.50	6,997.40	1,327,641.67	1,285,437.50
US TREASURY NOTES DTD 10/31/2017 2.250% 10/31/2024	9128283D0	595,000.00	AA+	Aaa	11/1/2019	11/5/2019	614,453.71	1.57	2,255.50	604,107.58	584,773.44
US TREASURY NOTES DTD 11/30/2017 2.125% 11/30/2024	9128283J7	510,000.00	AA+	Aaa	1/3/2020	1/7/2020	521,813.67	1.63	917.93	515,830.89	499,321.88
US TREASURY NOTES DTD 11/30/2019 1.500% 11/30/2024	912828YV6	1,820,000.00	AA+	Aaa	6/18/2021	6/21/2021	1,876,875.00	0.58	2,312.30	1,859,921.01	1,755,446.78
US TREASURY N/B NOTES DTD 01/15/2022 1.125% 01/15/2025	91282CDS7	1,445,000.00	AA+	Aaa	4/8/2022	4/12/2022	1,383,587.50	2.73	7,499.43	1,388,456.68	1,377,717.19
US TREASURY NOTES DTD 05/31/2020 0.250% 05/31/2025	912828ZT0	1,900,000.00	AA+	Aaa	6/18/2021	6/21/2021	1,866,230.47	0.71	402.33	1,875,024.62	1,753,046.78
US TREASURY NOTES DTD 05/31/2020 0.250% 05/31/2025	912828ZT0	340,000.00	AA+	Aaa	5/17/2021	5/17/2021	335,232.03	0.60	71.99	336,557.36	313,703.11
US TREASURY NOTES DTD 08/31/2020 0.250% 08/31/2025	91282CAJ0	2,050,000.00	AA+	Aaa	8/3/2021	8/4/2021	2,027,898.44	0.52	1,712.98	2,032,814.85	1,876,711.04
US TREASURY NOTES DTD 09/30/2020 0.250% 09/30/2025	91282CAM3	990,000.00	AA+	Aaa	9/27/2021	9/28/2021	968,227.73	0.81	622.13	972,335.14	904,148.39
US TREASURY NOTES DTD 09/30/2020 0.250% 09/30/2025	91282CAM3	1,600,000.00	AA+	Aaa	9/7/2021	9/9/2021	1,573,125.00	0.67	1,005.47	1,578,474.61	1,461,249.92
US TREASURY NOTES DTD 11/30/2020 0.375% 11/30/2025	91282CAZ4	1,910,000.00	AA+	Aaa	6/18/2021	6/21/2021	1,873,217.58	0.82	606.66	1,881,716.29	1,744,367.09
US TREASURY NOTES DTD 11/30/2020 0.375% 11/30/2025	91282CAZ4	2,925,000.00	AA+	Aaa	11/1/2021	11/2/2021	2,845,590.82	1.06	929.05	2,858,443.48	2,671,347.51
US TREASURY NOTES DTD 11/30/2020 0.375% 11/30/2025	91282CAZ4	435,000.00	AA+	Aaa	5/17/2021	5/17/2021	427,965.23	0.74	138.17	429,704.83	397,277.32
US TREASURY NOTES DTD 12/31/2020 0.375% 12/31/2025	91282CBC4	815,000.00	AA+	Aaa	1/11/2021	1/12/2021	810,033.59	0.50	8.30	811,498.33	742,541.45

Security Type/Description Dated Date/Coupon/Maturity	CUSIP	Par	S&P Rating	Moody's Rating	Trade Date	Settle Date	Original Cost	YTM at Cost	Accrued Interest	Amortized Cost	Market Value
U.S. Treasury											
US TREASURY NOTES DTD 12/31/2020 0.375% 12/31/2025	91282CBC4	1,780,000.00	AA+	Aaa	5/5/2021	5/7/2021	1,751,144.53	0.73	18.14	1,758,277.72	1,621,746.96
US TREASURY NOTES DTD 01/31/2021 0.375% 01/31/2026	91282CBH3	870,000.00	AA+	Aaa	2/17/2022	2/22/2022	820,994.53	1.86	1,360.88	825,387.65	790,884.38
US TREASURY NOTES DTD 01/31/2019 2.625% 01/31/2026	9128286A3	2,940,000.00	AA+	Aaa	2/2/2021	2/4/2021	3,257,428.13	0.43	32,191.78	3,168,227.69	2,897,278.27
US TREASURY NOTES DTD 01/31/2021 0.375% 01/31/2026	91282CBH3	2,345,000.00	AA+	Aaa	1/12/2022	1/13/2022	2,248,909.96	1.42	3,668.11	2,259,889.82	2,131,751.56
US TREASURY NOTES DTD 01/31/2021 0.375% 01/31/2026	91282CBH3	1,520,000.00	AA+	Aaa	1/4/2022	1/6/2022	1,466,087.50	1.27	2,377.62	1,472,472.83	1,381,775.00
US TREASURY NOTES DTD 01/31/2021 0.375% 01/31/2026	91282CBH3	1,540,000.00	AA+	Aaa	5/3/2022	5/4/2022	1,400,437.50	2.95	2,408.91	1,406,354.62	1,399,956.25
US TREASURY NOTES DTD 02/28/2021 0.500% 02/28/2026	91282CBQ3	3,110,000.00	AA+	Aaa	3/4/2021	3/5/2021	3,068,087.89	0.78	5,197.42	3,079,204.61	2,833,987.50
US TREASURY NOTES DTD 02/28/2021 0.500% 02/28/2026	91282CBQ3	1,765,000.00	AA+	Aaa	12/3/2021	12/7/2021	1,717,427.73	1.15	2,949.66	1,723,774.81	1,608,356.25
US TREASURY N/B NOTES DTD 03/31/2021 0.750% 03/31/2026	91282CBT7	1,360,000.00	AA+	Aaa	9/7/2021	9/9/2021	1,359,468.75	0.76	2,563.93	1,359,562.93	1,249,075.00
US TREASURY N/B NOTES DTD 05/31/2021 0.750% 05/31/2026	91282CCF6	2,120,000.00	AA+	Aaa	6/6/2022	6/8/2022	1,942,946.88	2.99	1,346.72	1,945,749.51	1,939,468.86
US TREASURY N/B NOTES DTD 05/31/2021 0.750% 05/31/2026	91282CCF6	1,464,000.00	AA+	Aaa	6/18/2021	6/21/2021	1,453,191.56	0.90	930.00	1,455,437.08	1,339,331.32
US TREASURY N/B NOTES DTD 09/30/2021 0.875% 09/30/2026	91282CCZ2	1,190,000.00	AA+	Aaa	5/9/2022	5/10/2022	1,086,851.17	3.00	2,617.35	1,090,195.15	1,086,804.63
US TREASURY N/B NOTES DTD 09/30/2021 0.875% 09/30/2026	91282CCZ2	890,000.00	AA+	Aaa	4/5/2022	4/7/2022	819,460.55	2.77	1,957.51	823,123.26	812,820.27
Security Type Sub-Total		63,649,000.00					62,799,796.64	1.43	144,291.73	62,929,826.64	60,182,035.90
Supranational											
INTER-AMERICAN DEVEL BK NOTES DTD 09/23/2021 0.500% 09/23/2024	4581X0DZ8	1,670,000.00	AAA	Aaa	9/15/2021	9/23/2021	1,668,764.20	0.52	2,273.06	1,669,081.04	1,578,781.26
Security Type Sub-Total		1,670,000.00					1,668,764.20	0.52	2,273.06	1,669,081.04	1,578,781.26

Security Type/Description Dated Date/Coupon/Maturity	CUSIP	Par	S&P Rating	Moody's Rating	Trade Date	Settle Date	Original Cost	YTM at Cost	Accrued Interest	Amortized Cost	Market Value
Negotiable CD											
BARCLAYS BANK PLC NY CERT DEPOS DTD 02/03/2022 1.050% 02/01/2023	06742TG34	1,125,000.00	A-1	P-1	2/2/2022	2/3/2022	1,125,000.00	1.05	4,856.25	1,125,000.00	1,108,180.18
CREDIT SUISSE NEW YORK CERT DEPOS DTD 03/23/2021 0.590% 03/17/2023	22552G3C2	745,000.00	A-1	P-1	3/19/2021	3/23/2021	745,000.00	0.59	1,294.23	745,000.00	730,495.60
Security Type Sub-Total		1,870,000.00					1,870,000.00	0.87	6,150.48	1,870,000.00	1,838,675.78
Municipal											
CA ST EARTHQUAKE AUTH TXBL REV BONDS DTD 11/24/2020 1.477% 07/01/2023	13017HAK2	195,000.00	NR	NR	11/13/2020	11/24/2020	195,000.00	1.48	1,440.08	195,000.00	191,646.00
MD ST TXBL GO BONDS DTD 08/05/2020 0.510% 08/01/2024	574193TQ1	250,000.00	AAA	Aaa	7/23/2020	8/5/2020	249,930.00	0.52	531.25	249,963.39	237,650.00
CA ST DEPT WTR RES WTR SYS TXBL REV BNDS DTD 08/06/2020 0.560% 12/01/2024	13067WRB0	100,000.00	AAA	Aa1	7/30/2020	8/6/2020	100,000.00	0.56	46.67	100,000.00	93,422.00
UNIV OF CAL TXBL REV BONDS DTD 07/16/2020 0.883% 05/15/2025	91412HGE7	205,000.00	AA	Aa2	7/10/2020	7/16/2020	205,000.00	0.88	231.30	205,000.00	190,496.25
UNIV OF CAL TXBL REV BONDS DTD 07/16/2020 0.883% 05/15/2025	91412HGE7	90,000.00	AA	Aa2	7/14/2020	7/16/2020	90,325.80	0.81	101.54	90,191.46	83,632.50
FL ST BOARD OF ADMIN TXBL REV BONDS DTD 09/16/2020 1.258% 07/01/2025	341271AD6	520,000.00	AA	Aa3	9/3/2020	9/16/2020	520,000.00	1.26	3,270.80	520,000.00	487,396.00
FL ST BOARD OF ADMIN TXBL REV BONDS DTD 09/16/2020 1.258% 07/01/2025	341271AD6	200,000.00	AA	Aa3	9/3/2020	9/16/2020	201,414.00	1.11	1,258.00	200,886.07	187,460.00
LOS ANGELES CCD, CA TXBL GO BONDS DTD 11/10/2020 0.773% 08/01/2025	54438CYK2	375,000.00	AA+	Aaa	10/30/202	11/10/2020	375,000.00	0.77	1,207.81	375,000.00	347,175.00

Inland Empire Utilities Agency

Portfolio Holdings

Security Type/Description Dated Date/Coupon/Maturity	CUSIP	Par	S&P Rating	Moody's Rating	Trade Date	Settle Date	Original Cost	YTM at Cost	Accrued Interest	Amortized Cost	Market Value
Municipal											
NJ TURNPIKE AUTHORITY TXBL REV BONDS DTD 02/04/2021 1.047% 01/01/2026	646140DP5	205,000.00	AA-	A1	1/22/2021	2/4/2021	205,000.00	1.05	1,073.18	205,000.00	187,187.55
Security Type Sub-Total		2,140,000.00					2,141,669.80	0.99	9,160.63	2,141,040.92	2,006,065.30
Federal Agency											
FEDERAL HOME LOAN BANKS NOTES DTD 02/21/2020 1.375% 02/17/2023	3130AJ7E3	1,280,000.00	AA+	Aaa	2/20/2020	2/21/2020	1,277,644.80	1.44	6,551.11	1,279,501.78	1,270,926.08
FANNIE MAE NOTES DTD 05/22/2020 0.250% 05/22/2023	3135G04Q3	1,360,000.00	AA+	Aaa	5/20/2020	5/22/2020	1,355,906.40	0.35	368.33	1,358,785.00	1,329,561.84
FREDDIE MAC NOTES DTD 06/11/2018 2.750% 06/19/2023	3137EAEN5	1,450,000.00	AA+	Aaa	7/2/2018	7/5/2018	1,444,461.00	2.83	1,329.17	1,448,919.74	1,448,220.85
FREDDIE MAC NOTES DTD 06/26/2020 0.250% 06/26/2023	3137EAES4	1,330,000.00	AA+	Aaa	6/24/2020	6/26/2020	1,326,116.40	0.35	46.18	1,328,723.20	1,295,991.90
FANNIE MAE NOTES DTD 07/10/2020 0.250% 07/10/2023	3135G05G4	1,875,000.00	AA+	Aaa	7/8/2020	7/10/2020	1,870,968.75	0.32	2,226.56	1,873,623.12	1,824,667.50
FANNIE MAE NOTES (CALLABLE) DTD 08/18/2020 0.360% 08/18/2023	3135G05V1	645,000.00	AA+	Aaa	8/20/2020	8/21/2020	645,000.00	0.36	857.85	645,000.00	626,694.26
FREDDIE MAC NOTES DTD 08/21/2020 0.250% 08/24/2023	3137EAEV7	885,000.00	AA+	Aaa	8/19/2020	8/21/2020	884,097.30	0.28	780.52	884,655.53	858,165.03
FANNIE MAE NOTES DTD 09/14/2018 2.875% 09/12/2023	3135G0U43	855,000.00	AA+	Aaa	12/3/2018	12/6/2018	853,272.90	2.92	7,442.66	854,565.50	854,154.41
FANNIE MAE NOTES DTD 09/14/2018 2.875% 09/12/2023	3135G0U43	1,820,000.00	AA+	Aaa	11/1/2018	11/5/2018	1,803,274.20	3.08	15,842.84	1,815,865.74	1,818,200.02
FREDDIE MAC NOTES DTD 12/04/2020 0.250% 12/04/2023	3137EAF2	805,000.00	AA+	Aaa	12/2/2020	12/4/2020	804,203.05	0.28	150.94	804,620.81	774,152.40
FEDERAL HOME LOAN BANKS NOTES DTD 12/09/2013 3.375% 12/08/2023	3130A0F70	870,000.00	AA+	Aaa	1/30/2019	1/31/2019	895,642.28	2.72	1,875.94	877,597.18	874,327.38
FHLB BONDS DTD 02/15/2019 2.500% 02/13/2024	3130AFW94	190,000.00	AA+	Aaa	2/14/2019	2/15/2019	189,327.40	2.58	1,820.83	189,781.70	188,426.99
FANNIE MAE NOTES DTD 01/10/2020 1.625% 01/07/2025	3135G0X24	2,055,000.00	AA+	Aaa	3/4/2020	3/5/2020	2,130,233.55	0.85	16,140.31	2,094,169.08	1,983,151.04

Security Type/Description Dated Date/Coupon/Maturity	CUSIP	Par	S&P Rating	Moody's Rating	Trade Date	Settle Date	Original Cost	YTM at Cost	Accrued Interest	Amortized Cost	Market Value
Federal Agency											
FREDDIE MAC NOTES DTD 02/14/2020 1.500% 02/12/2025	3137EAEP0	1,215,000.00	AA+	Aaa	2/13/2020	2/14/2020	1,214,064.45	1.52	7,036.88	1,214,509.41	1,166,851.98
FEDERAL HOME LOAN BANK NOTES DTD 04/16/2020 0.500% 04/14/2025	3130AJHU6	950,000.00	AA+	Aaa	4/15/2020	4/16/2020	945,288.00	0.60	1,015.97	947,370.17	884,807.20
FANNIE MAE NOTES DTD 04/24/2020 0.625% 04/22/2025	3135G03U5	1,275,000.00	AA+	Aaa	4/22/2020	4/24/2020	1,272,373.50	0.67	1,527.34	1,273,522.59	1,189,784.10
FANNIE MAE NOTES DTD 04/24/2020 0.625% 04/22/2025	3135G03U5	1,425,000.00	AA+	Aaa	6/3/2020	6/5/2020	1,432,296.00	0.52	1,707.03	1,429,200.73	1,329,758.70
FANNIE MAE NOTES DTD 04/24/2020 0.625% 04/22/2025	3135G03U5	495,000.00	AA+	Aaa	5/21/2020	5/26/2020	496,628.55	0.56	592.97	495,932.42	461,916.18
FANNIE MAE NOTES DTD 06/19/2020 0.500% 06/17/2025	3135G04Z3	995,000.00	AA+	Aaa	10/26/202	10/28/202	996,472.60	0.47	193.47	995,941.14	921,290.40
FANNIE MAE NOTES DTD 06/19/2020 0.500% 06/17/2025	3135G04Z3	1,435,000.00	AA+	Aaa	8/3/2020	8/4/2020	1,441,931.05	0.40	279.03	1,439,217.88	1,328,695.20
FANNIE MAE NOTES DTD 06/19/2020 0.500% 06/17/2025	3135G04Z3	1,480,000.00	AA+	Aaa	6/17/2020	6/19/2020	1,476,936.40	0.54	287.78	1,478,182.67	1,370,361.60
FANNIE MAE NOTES DTD 06/19/2020 0.500% 06/17/2025	3135G04Z3	240,000.00	AA+	Aaa	10/1/2020	10/5/2020	241,125.60	0.40	46.67	240,709.73	222,220.80
FREDDIE MAC NOTES DTD 07/23/2020 0.375% 07/21/2025	3137EAEU9	895,000.00	AA+	Aaa	7/21/2020	7/23/2020	890,542.90	0.48	1,491.67	892,272.96	824,675.38
FANNIE MAE NOTES DTD 08/27/2020 0.375% 08/25/2025	3135G05X7	950,000.00	AA+	Aaa	8/25/2020	8/27/2020	945,554.00	0.47	1,246.88	947,194.44	873,155.45
FREDDIE MAC NOTES DTD 09/25/2020 0.375% 09/23/2025	3137EAEX3	1,365,000.00	AA+	Aaa	9/23/2020	9/25/2020	1,360,891.35	0.44	1,393.44	1,362,341.99	1,252,783.35
FANNIE MAE NOTES DTD 11/12/2020 0.500% 11/07/2025	3135G06G3	895,000.00	AA+	Aaa	11/9/2020	11/12/2020	891,795.90	0.57	671.25	892,844.58	821,504.39
Security Type Sub-Total		29,035,000.00					29,086,048.33	1.02	72,923.62	29,065,049.09	27,794,444.43

Security Type/Description Dated Date/Coupon/Maturity	CUSIP	Par	S&P Rating	Moody's Rating	Trade Date	Settle Date	Original Cost	YTM at Cost	Accrued Interest	Amortized Cost	Market Value
Corporate											
AMAZON.COM INC BONDS DTD 06/06/2018 2.400% 02/22/2023	023135AW6	935,000.00	AA	A1	4/11/2019	4/15/2019	925,995.95	2.66	8,041.00	933,491.87	932,118.33
BURLINGTN NORTH SANTA FE CORP NOTES DTD 03/12/2013 3.000% 03/15/2023	12189LAM3	800,000.00	AA-	A3	4/16/2018	4/18/2018	790,800.00	3.26	7,066.67	798,680.58	799,628.80
BANK OF NY MELLON CORP NOTES DTD 04/30/2018 3.500% 04/28/2023	06406RAG2	1,375,000.00	A	A1	1/22/2019	1/24/2019	1,387,595.00	3.27	8,421.88	1,377,438.00	1,380,535.75
APPLE INC CORPORATE NOTES DTD 05/11/2020 0.750% 05/11/2023	037833DV9	565,000.00	AA+	Aaa	5/4/2020	5/11/2020	563,463.20	0.84	588.54	564,559.31	554,631.69
UNITEDHEALTH GROUP INC CORP NOTES DTD 06/19/2018 3.500% 06/15/2023	91324PDJ8	720,000.00	A+	A3	10/22/201	10/24/201	755,740.80	2.08	1,120.00	729,378.60	722,581.20
PFIZER INC CORP NOTES DTD 03/11/2019 2.950% 03/15/2024	717081ES8	1,260,000.00	A+	A2	4/2/2019	4/4/2019	1,276,392.60	2.67	10,944.50	1,265,476.49	1,255,266.18
AMAZON.COM INC CORPORATE NOTES DTD 05/12/2021 0.450% 05/12/2024	023135BW5	560,000.00	AA	A1	5/10/2021	5/12/2021	559,182.40	0.50	343.00	559,491.98	532,371.84
WALMART INC CORPORATE NOTES DTD 04/23/2019 2.850% 07/08/2024	931142EL3	1,425,000.00	AA	Aa2	9/3/2019	9/5/2019	1,495,195.50	1.78	19,516.56	1,440,338.62	1,417,729.65
JPMORGAN CHASE & CO CORPORATE NOTES (CAL DTD 09/16/2020 0.653% 09/16/2024	46647PBS4	570,000.00	A-	A2	9/9/2020	9/16/2020	570,000.00	0.65	1,085.61	570,000.00	547,778.55
BANK OF AMERICA CORP (CALLABLE) CORPORAT DTD 10/21/2020 0.810% 10/24/2024	06051GJH3	725,000.00	A-	A2	10/16/202	10/21/202	725,000.00	0.81	1,092.94	725,000.00	691,449.18
JOHN DEERE CAPITAL CORP CORPORATE NOTES DTD 01/10/2022 1.250% 01/10/2025	24422EVY2	790,000.00	A	A2	3/8/2022	3/10/2022	770,044.60	2.17	4,690.63	772,219.10	748,065.22
TOYOTA MOTOR CREDIT CORP CORP NOTES DTD 02/13/2020 1.800% 02/13/2025	89236TGT6	315,000.00	A+	A1	5/20/2020	5/26/2020	318,077.55	1.58	2,173.50	316,710.15	300,279.73
TOYOTA MOTOR CREDIT CORP CORP NOTES DTD 02/13/2020 1.800% 02/13/2025	89236TGT6	425,000.00	A+	A1	5/20/2020	5/26/2020	429,152.25	1.58	2,932.50	427,307.34	405,139.33

Security Type/Description Dated Date/Coupon/Maturity	CUSIP	Par	S&P Rating	Moody's Rating	Trade Date	Settle Date	Original Cost	YTM at Cost	Accrued Interest	Amortized Cost	Market Value
Corporate											
NOVARTIS CAPITAL CORP DTD 02/14/2020 1.750% 02/14/2025	66989HAP3	1,425,000.00	AA-	A1	5/6/2020	5/8/2020	1,475,744.25	0.98	9,490.10	1,452,506.23	1,374,104.70
JPMORGAN CHASE & CO (CALLABLE) CORP NOTE DTD 06/01/2021 0.824% 06/01/2025	46647PCH7	555,000.00	A-	A2	5/24/2021	6/1/2021	555,000.00	0.82	381.10	555,000.00	519,148.11
JPMORGAN CHASE & CO CORPORATE NOTES DTD 08/10/2021 0.768% 08/09/2025	46647PCM6	355,000.00	A-	A2	8/3/2021	8/10/2021	355,000.00	0.77	1,075.41	355,000.00	329,699.51
BRISTOL-MYERS SQUIBB CO CORPORATE NOTES DTD 11/13/2020 0.750% 11/13/2025	110122DN5	349,000.00	A+	A2	6/17/2021	6/21/2021	345,523.96	0.98	349.00	346,335.61	317,824.53
BANK OF AMERICA CORP NOTES (CALLABLE) DTD 03/22/2022 3.384% 04/02/2026	06051GKM0	880,000.00	A-	A2	3/17/2022	3/22/2022	880,000.00	3.38	8,189.28	880,000.00	853,012.16
MICROSOFT CORP (CALLABLE) NOTES DTD 08/08/2016 2.400% 08/08/2026	594918BR4	1,100,000.00	AAA	Aaa	2/23/2022	2/25/2022	1,112,199.00	2.14	10,486.67	1,111,196.34	1,059,900.60
TARGET CORP CORPORATE NOTES DTD 01/24/2022 1.950% 01/15/2027	87612EBM7	150,000.00	A	A2	1/19/2022	1/24/2022	149,745.00	1.99	1,275.63	149,767.17	138,881.55
TARGET CORP CORPORATE NOTES DTD 01/24/2022 1.950% 01/15/2027	87612EBM7	690,000.00	A	A2	1/27/2022	1/31/2022	689,579.10	1.96	5,867.87	689,614.21	638,855.13
Security Type Sub-Total		15,969,000.00					16,129,431.16	1.96	105,132.39	16,019,511.60	15,519,001.74
Managed Account Sub Total		114,333,000.00					113,695,710.13	1.37	339,931.91	113,694,509.29	108,919,004.41
Securities Sub Total		\$114,333,000.00					\$113,695,710.13	1.37%	\$339,931.91	\$113,694,509.29	\$108,919,004.41
Accrued Interest											\$339,931.91
Total Investments											\$109,258,936.32

Important Disclosures

This material is for general information purposes only and is not intended to provide specific advice or a specific recommendation, as it was prepared without regard to any specific objectives or financial circumstances.

Investment advisory services are provided by PFM Asset Management LLC ("PFMAM"), an investment adviser registered with the U.S. Securities and Exchange Commission and a subsidiary of U.S. Bancorp Asset Management, Inc. ("USBAM"). USBAM is a subsidiary of U.S. Bank National Association ("U.S. Bank"). U.S. Bank is a separate entity and subsidiary of U.S. Bancorp. U.S. Bank is not responsible for and does not guarantee the products, services or performance of PFMAM. The information contained is not an offer to purchase or sell any securities. Additional applicable regulatory information is available upon request.

PFMAM professionals have exercised reasonable professional care in the preparation of this performance report. Information in this report is obtained from sources external to PFMAM and is generally believed to be reliable and available to the public; however, we cannot guarantee its accuracy, completeness or suitability. We rely on the client's custodian for security holdings and market values. Transaction dates reported by the custodian may differ from money manager statements. While efforts are made to ensure the data contained herein is accurate and complete, we disclaim all responsibility for any errors that may occur. References to particular issuers are for illustrative purposes only and are not intended to be recommendations or advice regarding such issuers. Fixed income manager and index characteristics are gathered from external sources. When average credit quality is not available, it is estimated by taking the market value weights of individual credit tiers on the portion of the strategy rated by a NRSRO.

It is not possible to invest directly in an index. The index returns shown throughout this material do not represent the results of actual trading of investor assets. Third-party providers maintain the indices shown and calculate the index levels and performance shown or discussed. Index returns do not reflect payment of any sales charges or fees an investor would pay to purchase the securities they represent. The imposition of these fees and charges would cause investment performance to be lower than the performance shown.

The views expressed within this material constitute the perspective and judgment of PFMAM at the time of distribution and are subject to change. Any forecast, projection, or prediction of the market, the economy, economic trends, and equity or fixed-income markets are based upon certain assumptions and current opinion as of the date of issue and are also subject to change. Some, but not all assumptions are noted in the report. Assumptions may or may not be proven correct as actual events occur, and results may depend on events outside of your or our control. Changes in assumptions may have a material effect on results. Opinions and data presented are not necessarily indicative of future events or expected performance.

For more information regarding PFMAM's services or entities, please visit www.pfmam.com.

© 2022 PFM Asset Management LLC. Further distribution is not permitted without prior written consent.

Important Disclosures

- Market values that include accrued interest are derived from closing bid prices as of the last business day of the month as supplied by Refinitiv, Bloomberg, or Telerate. Where prices are not available from generally recognized sources, the securities are priced using a yield-based matrix system to arrive at an estimated market value.
- In accordance with generally accepted accounting principles, information is presented on a trade date basis; forward settling purchases are included in the monthly balances, and forward settling sales are excluded.
- Performance is presented in accordance with the CFA Institute's Global Investment Performance Standards (GIPS). Unless otherwise noted, performance is shown gross of fees. Quarterly returns are presented on an unannualized basis. Returns for periods greater than one year are presented on an annualized basis. Past performance is not indicative of future returns.
- Bank of America/Merrill Lynch Indices provided by Bloomberg Financial Markets.
- Money market fund/cash balances are included in performance and duration computations.
- Standard & Poor's is the source of the credit ratings. Distribution of credit rating is exclusive of money market fund/LGIP holdings.
- Callable securities in the portfolio are included in the maturity distribution analysis to their stated maturity date, although, they may be called prior to maturity.
- MBS maturities are represented by expected average life.

Glossary

- **Accrued Interest:** Interest that is due on a bond or other fixed income security since the last interest payment was made.
- **Agencies:** Federal agency securities and/or Government-sponsored enterprises.
- **Amortized Cost:** The original cost of the principal of the security is adjusted for the amount of the periodic reduction of any discount or premium from the purchase date until the date of the report. Discount or premium with respect to short-term securities (those with less than one year to maturity at time of issuance) is amortized on a straight line basis. Such discount or premium with respect to longer-term securities is amortized using the constant yield basis.
- **Asset-Backed Security:** A financial instrument collateralized by an underlying pool of assets – usually ones that generate a cash flow from debt, such as loans, leases, credit card balances, and receivables.
- **Bankers' Acceptance:** A draft or bill of exchange accepted by a bank or trust company. The accepting institution guarantees payment of the bill as well as the insurer.
- **Commercial Paper:** An unsecured obligation issued by a corporation or bank to finance its short-term credit needs, such as accounts receivable and inventory.
- **Contribution to Total Return:** The weight of each individual security multiplied by its return, then summed for each sector to determine how much each sector added or subtracted from the overall portfolio performance.
- **Effective Duration:** A measure of the sensitivity of a security's price to a change in interest rates, stated in years.
- **Effective Yield:** The total yield an investor receives in relation to the nominal yield or coupon of a bond. Effective yield takes into account the power of compounding on investment returns, while nominal yield does not.
- **FDIC:** Federal Deposit Insurance Corporation. A federal agency that insures bank deposits to a specified amount.
- **Interest Rate:** Interest per year divided by principal amount and expressed as a percentage.
- **Market Value:** The value that would be received or paid for an investment in an orderly transaction between market participants at the measurement date.
- **Maturity:** The date upon which the principal or stated value of an investment becomes due and payable.
- **Negotiable Certificates of Deposit:** A CD with a very large denomination, usually \$1 million or more, that can be traded in secondary markets.
- **Par Value:** The nominal dollar face amount of a security.
- **Pass-through Security:** A security representing pooled debt obligations that passes income from debtors to its shareholders. The most common type is the mortgage-backed security.

Glossary

- **Repurchase Agreements:** A holder of securities sells these securities to an investor with an agreement to repurchase them at a fixed price on a fixed date.
- **Settle Date:** The date on which the transaction is settled and monies/securities are exchanged. If the settle date of the transaction (i.e., coupon payments and maturity proceeds) occurs on a non-business day, the funds are exchanged on the next business day.
- **Supranational:** A multinational union or association in which member countries cede authority and sovereignty on at least some internal matters to the group, whose decisions are binding on its members.
- **Trade Date:** The date on which the transaction occurred; however, the final consummation of the security transaction and payment has not yet taken place.
- **Unsettled Trade:** A trade which has been executed; however, the final consummation of the security transaction and payment has not yet taken place.
- **U.S. Treasury:** The department of the U.S. government that issues Treasury securities.
- **Yield:** The rate of return based on the current market value, the annual interest receipts, maturity value, and the time period remaining until maturity, stated as a percentage on an annualized basis.
- **YTM at Cost:** The yield to maturity at cost is the expected rate of return based on the original cost, the annual interest receipts, maturity value, and the time period from purchase date to maturity, stated as a percentage on an annualized basis.
- **YTM at Market:** The yield to maturity at market is the rate of return based on the current market value, the annual interest receipts, maturity value, and the time period remaining until maturity, stated as a percentage on an annualized basis.

**CONSENT
ITEM
1A**



**MINUTES
FINANCE AND ADMINISTRATION
COMMITTEE MEETING
INLAND EMPIRE UTILITIES AGENCY*
AGENCY HEADQUARTERS, CHINO, CA**

**WEDNESDAY, JULY 13, 2022
11:00 A.M.**

COMMITTEE MEMBERS PRESENT via Video/Teleconference

Paul Hofer, Chair
Marco Tule, Director

STAFF PRESENT

Shivaji Deshmukh, P.E., General Manager
Christiana Daisy, P.E., Deputy General Manager
Kristine Day, Assistant General Manager
Tony Arellano, Safety Officer
Jerry Burke, Director of Engineering
Javier Chagoyen-Lazaro, Director of Finance
Denise Garzaro, Board Secretary/Office Manager
Brandon Gonzalez Contreras, Technology Specialist I
Randy Lee, Director of Operations & Maintenance
Wilson To, Technology Specialist II
Ryan Ward, Assistant Engineer

STAFF PRESENT via Video/Teleconference

Pietro Cambiaso, Acting Director of Planning & Resources
Warren Green, Manager of Contracts & Procurement
Don Hamlett, Director of Information Technology
Jennifer Hy-Luk, Administrative Assistant II
Nolan King, Network Administrator
William McDonnell, Senior Water Resources Analyst
Scott Lening, Manager of Operations
Alex Lopez, Acting Budget Officer
Ryan Love, Deputy Manager of Operations
Cathleen Pieroni, Senior Policy Advisor
Sushmitha Reddy, Manager of Laboratories
Jeanina Romero, Executive Assistant
Teresa Velarde, Manager of Internal Audit

CALL TO ORDER

Committee Chair Paul Hofer called the meeting to order at 11:00 a.m. He gave the public the opportunity to comment and provided instructions for unmuting the conference line.

There were no public comments received or additions to the agenda.

1A – 1C. CONSENT ITEMS

The Committee:

- ◆ Approved Minutes of the June 8, 2022 Finance and Administration Committee meeting.
- ◆ Recommended that the Board approve the total disbursements for the month of May 2022, in the amount of \$23,459,920.32;
- ◆ and
 1. Approve an amendment to CDM Smith's engineering services contract in the amount of \$670,000, a 23% increase, for a not-to-exceed amount of \$3,626,734;
 2. Approve a total project budget augmentation for the Regional System Asset Management Project, No. EN19024, in the amount of \$329,000 in the RO Fund;
 3. Approve a total project budget augmentation for the 669,325 NRW Manhole and Pipeline Project, No. EN19028, in the amount of \$341,000 in the NC Fund; and
 4. Authorize the General Manager to execute the contract and budget augmentation, subject to non-substantive changes;

as Consent Calendar items on the July 20, 2022 Board meeting agenda.

2A. ACTION ITEM

The Committee:

- ◆ Recommended that the Board:
 1. Ratify the extension of a contract for Financial Advisory Services with Public Financial Management for three years for a not-to-exceed amount of \$75,000, effective July 1, 2022; and
 2. Authorize the General Manager to execute the contract extension;

as a Consent Calendar item on the July 20, 2022 Board meeting agenda.

3A. INFORMATION ITEM

The following information items was received and filed by the Committee:

- ◆ Treasurer's Report of Financial Affairs

4. GENERAL MANAGER'S COMMENTS

General Manager Shivaji Deshmukh stated that on July 12, staff participated in a tour of Metropolitan's Regional Recycled Water Advanced Purification Center in Carson. The team learned about the regional recycled water purification process at the new demonstration facility and how the full-scale program works.

General Manager Deshmukh also stated that the Agency will be holding its annual Employee Appreciation Picnic on July 20 at 11:30 at Headquarters.

5. COMMITTEE MEMBER COMMENTS

There were no Committee member comments.

6. COMMITTEE MEMBER REQUESTED FUTURE AGENDA ITEMS

Director Tule requested an update on account processing and invoicing. He also requested a general update on the internal audits.

ADJOURNMENT

With no further business, Committee Chair Hofer adjourned the meeting at 11:08 a.m.

Respectfully submitted,

Denise Garzaro
Board Secretary/Office Manager

**A Municipal Water District*

APPROVED: AUGUST 10, 2022

**CONSENT
ITEM
1B**

Date: August 17, 2022

To: The Honorable Board of Directors

SD
From: Shivaji Deshmukh, General Manager

Committee: Finance & Administration

08/10/22

Staff Contact: Kristine Day, Assistant General Manager

Subject: Report on General Disbursements

Executive Summary:

Total disbursements for the month of June 2022 were \$17,174,459.33. Disbursement activity included check payments of \$820,354.65 to vendors and \$8,651.05 for worker's compensation related costs. Electronic payments included the Automated Clearing House (ACH) of \$8,035,006.10 and wire transfers (excluding payroll) of \$6,656,016.83. The total payroll was \$1,647,767.96 for employees and \$6,662.74 for the Board of Directors.

Staff's Recommendation:

Approve the total disbursements for the month of June 2022 in the amount of \$17,174,459.33.

Budget Impact *Budgeted (Y/N):* N *Amendment (Y/N):* N *Amount for Requested Approval:*

Account/Project Name:

Fiscal Impact (explain if not budgeted):

Prior Board Action:

On July 20 2022 the Board of Directors approved the May 2022 Report on General Disbursements totaling \$23,459,920.32.

Environmental Determination:

Not Applicable

Business Goal:

The report on general disbursements is consistent with the Agency's Business Goal of Fiscal Responsibility in providing financial reporting that accounts for general disbursements associated with operating requirements.

Attachments:

Attachment 1 - Background

Attachment 2 - Details of General Disbursements

Attachment 3 - PowerPoint

Background

Subject: Report on General Disbursements

Table 1 summarizes the disbursements detailed in each of the six attachments affixed to this letter. Table 2 lists the disbursements in excess of an aggregated \$500,000 per vendor and is presented in largest to smallest dollar value.

Table 1: Disbursement Details

Attachment	Payment Type	Amount
2A	Vendor Checks	\$ 820,354.65
2B	Workers' Comp Checks	\$ 8,651.05
2C	Vendor ACHs	\$ 8,035,006.10
2D	Vendor Wires (excludes Payroll)	\$ 6,656,016.83
2E	Payroll-Net Pay-Directors	\$ 6,662.74
2F	Payroll-Net Pay-Employees	\$ 1,647,767.96
Total Disbursements		\$17,174,459.33

Table 2: Disbursements in Excess of \$500,000 per Vendor

Vendor	Amount	Description
METROPOLITAN WATER DISTRICT	\$ 5,051,872.72	April 2022 Water Purchases
SO CALIF EDISON	\$ 762,646.45	04/06/22 – 06/07/22 Electricity
FRESNO FIRST BANK	\$ 745,216.77	Escrow Retention Deposits - EN18006 RP-1 Flare Improvements; EN19001- RP-5 Expansion to 30 mgd; EN19006- RP-5 Biosolids Facility
PERS	\$ 721,679.57	06/22 Health Ins; P/R 11, 12
INTERNAL REVENUE SERVICE	\$ 712,840.73	P/R 11, 12; Dir 06 Taxes
CHINO BASIN DESALTER AUTHORITY	\$ 608,817.54	USBR Pass-Thru Inv #2, #3, #4, #5 - CDA GAC Treatment Facility.

Attachment 2A

Vendor Checks

Inland Empire Util.Agency
Chino, CA
Company code 1000

Check Register
CBB Disbursement Account -Jun '22

07/24/2022 / 18:21:08
User: CCAMPBELL
Page: 1

Bank	CBB	CITIZENS BUSINESS BANK			ONTARIO CA	917610000
Bank Key	122234149					
Acct number	CHECK	231167641				
Check						
Check number from to	Payment	Pmnt date	Crcy	Amount paid (FC)	Recipient/void reason code	Enca./void
235208	2200122295	06/02/2022	USD	2,538.59	AIRGAS WEST INC PASADENA CA	06/07/2022
235209	2200122311	06/02/2022	USD	188.02	AMERICAN HERITAGE LIFE INSURANDALLAS TX	06/08/2022
235210	2200122294	06/02/2022	USD	6,723.18	APPLIED INDUSTRIAL TECHNOLOGIEPASADENA CA	06/06/2022
235211	2200122303	06/02/2022	USD	413.22	B STEPHEN COOPERAGE ONTARIO CA	06/08/2022
235212	2200122300	06/02/2022	USD	1,770.81	BOOT BARN INC IRVINE CA	06/08/2022
235213	2200122302	06/02/2022	USD	1,711.11	CINTAS CORPORATION ONTARIO CA	06/09/2022
235214	2200122308	06/02/2022	USD	210.00	ENVIRONMENTAL SENSORS LONGWOOD FL	06/08/2022
235215	2200122297	06/02/2022	USD	569.55	FLW INC HUNTINGTON BEACH CA	06/10/2022
235216	2200122313	06/02/2022	USD	369.78	FRANCHISE TAX BOARD SACRAMENTO CA	06/29/2022
235217	2200122310	06/02/2022	USD	514.71	FRONTIER COMMUNICATIONS CORP CINCINNATI OH	06/14/2022
235218	2200122305	06/02/2022	USD	482.00	LITTLE SISTER'S TRUCK WASH, INFONTANA CA	06/17/2022
235219	2200122307	06/02/2022	USD	2,127.42	ON CALL MECHANICAL SERVICES INFALLBROOK CA	06/13/2022
235220	2200122312	06/02/2022	USD	165.42	PERS LONG TERM CARE PROGRAM PASADENA CA	06/10/2022
235221	2200122298	06/02/2022	USD	225.00	RED WING SHOE STORE UPLAND CA	06/21/2022
235222	2200122296	06/02/2022	USD	35,223.15	SAN BERNARDINO VALLEY MWD SAN BERNARDINO CA	06/16/2022
235223	2200122301	06/02/2022	USD	6,671.76	SYSTEMS SOURCE INC NEWPORT BEACH CA	06/07/2022
235224	2200122304	06/02/2022	USD	11,982.54	UTILIQUEST LLC ATLANTA GA	06/06/2022
235225	2200122309	06/02/2022	USD	465.93	VERIZON BUSINESS ALBANY NY	06/07/2022
235226	2200122299	06/02/2022	USD	289.13	VERIZON WIRELESS DALLAS TX	06/10/2022
235227	2200122306	06/02/2022	USD	7,500.00	WATER EDUCATION FOR LATINO LEALOS ANGELES CA	06/07/2022
235228	2200122373	06/09/2022	USD	682.45	AIRGAS WEST INC PASADENA CA	06/15/2022
235229	2200122374	06/09/2022	USD	323.00	CALIF DEPT OF FISH AND WILDLIFONTARIO CA	07/20/2022
235230	2200122388	06/09/2022	USD	72,076.12	CHARLES KING COMPANY INC SIGNAL HILL CA	06/22/2022
235231	2200122385	06/09/2022	USD	18,635.86	CINTAS CORPORATION ONTARIO CA	06/21/2022
235232	2200122396	06/09/2022	USD	396.00	FRANCHISE TAX BOARD SACRAMENTO CA	07/05/2022
235233	2200122395	06/09/2022	USD	583.03	FRONTIER COMMUNICATIONS CORP CINCINNATI OH	06/23/2022
235234	2200122378	06/09/2022	USD	289.58	GROTH CORPORATION ST LOUIS MO	06/14/2022
235235	2200122390	06/09/2022	USD	4,359.27	IDEXX DISTRIBUTION INC WESTBROOK ME	06/21/2022
235236	2200122393	06/09/2022	USD	1,603.04	KANDID GRAPHICS COVINA CA	06/14/2022
235237	2200122383	06/09/2022	USD	14,990.00	NATIONAL THEATRE FOR CHILDREN MINNEAPOLIS MN	06/23/2022
235238	2200122394	06/09/2022	USD	2,701.84	ON CALL MECHANICAL SERVICES INFALLBROOK CA	06/22/2022
235239	2200122387	06/09/2022	USD	2,337.69	POWERFLO PRODUCTS INC CYPRESS CA	06/22/2022
235240	2200122379	06/09/2022	USD	43,970.00	PROJECT PARTNERS INC LAGUNA HILLS CA	06/21/2022
235241	2200122389	06/09/2022	USD	798.90	QUADIENT LEASING USA INC MILFORD CT	06/17/2022
235242	2200122391	06/09/2022	USD	510.60	QUINN COMPANY CITY OF INDUSTRY CA	06/14/2022
235243	2200122381	06/09/2022	USD	8,341.66	ROTORK CONTROLS INC ROCHESTER NY	06/23/2022
235244	2200122376	06/09/2022	USD	11,966.89	SMITH & LOVELESS INC LENEXA KS	06/15/2022
235245	2200122375	06/09/2022	USD	431.64	SOUTH COAST AQMD LOS ANGELES CA	06/14/2022
235246	2200122392	06/09/2022	USD	9,063.50	THARSOS INC LA MESA CA	06/16/2022
235247	2200122386	06/09/2022	USD	24,340.57	U S BANK ST LOUIS MO	06/16/2022
235248	2200122380	06/09/2022	USD	2,750.00	U S BANK NA MINNEAPOLIS MN	06/15/2022
235249	2200122377	06/09/2022	USD	666.49	VALLEN SAFETY SUPPLY HOUSTON TX	06/14/2022
235250	2200122382	06/09/2022	USD	831.73	XYLEM DEWATERING SOLUTIONS INCCHICAGO IL	06/14/2022
235251	2200122384	06/09/2022	USD	10,465.94	ZONES CORPORATE SOLUTIONS SEATTLE WA	06/15/2022

Inland Empire Util. Agency
Chino, CA
Company code 1000

Check Register
CEB Disbursement Account -Jun '22

07/24/2022 / 18:21:08
User: CCAMPBRL
Page: 2

Bank	CEB	CITIZENS BUSINESS BANK		ONTARIO CA 917610000		
Bank Key	122234149					
Acct number	CHECK	231167641				
Check						
Check number from to	Payment	Pmnt date	Crcy	Amount paid (FC)	Recipient/void reason code	Enca./void
235252	2200122434	06/14/2022	USD	4,400.11	CINTAS CORPORATION- LOC#150 PHOENIX AZ	06/23/2022
235253	2200122433	06/14/2022	USD	806.64	FONTANA HERALD NEWS FONTANA CA	06/22/2022
235254	2200122432	06/14/2022	USD	7,249.16	SOUTH COAST AQMD DIAMOND BAR CA	06/24/2022
235255	2200122436	06/14/2022	USD	293,047.00	FONTANA WATER COMPANY FONTANA CA	06/30/2022
235256	2200122529	06/16/2022	USD	436.39	AIRGAS USA LLC PASADENA CA	06/21/2022
235257	2200122532	06/16/2022	USD	385.00	CHINO VALLEY CHAMBER OF COMMERCHINO CA	06/24/2022
235258	2200122539	06/16/2022	USD	2,053.02	CINTAS CORPORATION- LOC#150 PHOENIX AZ	06/24/2022
235259	2200122536	06/16/2022	USD	392.41	CINTAS FIRST AID & SAFETY LOCCINCINNATI OH	06/27/2022
235260	2200122545	06/16/2022	USD	2,480.02	CITY OF CHINO CHINO CA	06/23/2022
235261	2200122546	06/16/2022	USD	754.94	CUCAMONGA VALLEY WATER DISTRICTLOS ANGELES CA	06/22/2022
235262	2200122530	06/16/2022	USD	528.16	FLW INC HUNTINGTON BEACH CA	06/24/2022
235263	2200122547	06/16/2022	USD	636.55	FONTANA WATER COMPANY FONTANA CA	06/23/2022
235264	2200122548	06/16/2022	USD	424.78	FRANCHISE TAX BOARD SACRAMENTO CA	
235265	2200122537	06/16/2022	USD	3,221.29	JACK RUBIN & SONS INC COMPTON CA	06/24/2022
235266	2200122540	06/16/2022	USD	206.00	LITTLE SISTER'S TRUCK WASH, INFONTANA CA	07/13/2022
235267	2200122549	06/16/2022	USD	100.00	Muheisen, Myrna Upland	07/12/2022
235268	2200122544	06/16/2022	USD	2,271.85	PACWEST AIR FILTER LLC MURRIETA CA	06/23/2022
235269	2200122542	06/16/2022	USD	468.78	PAPE' MATERIAL HANDLING INC EUGENE OR	07/18/2022
235270	2200122543	06/16/2022	USD	5,375.00	SAGE GROUP TECHNOLOGIES, INC HAZLET NJ	06/24/2022
235271	2200122535	06/16/2022	USD	3,000.00	SAN BERNARDINO COUNTY SAN BERNARDINO CA	06/28/2022
235272	2200122533	06/16/2022	USD	60.00	THREE VALLEYS MMD CLAREMONT CA	06/23/2022
235273	2200122531	06/16/2022	USD	3,000.00	URBAN WATER INSTITUTE INC LAKE FOREST CA	
235274	2200122541	06/16/2022	USD	5,500.00	VALLEY CITIES GONZALES FENCE INORCO CA	06/24/2022
235275	2200122534	06/16/2022	USD	12,691.70	VERIZON WIRELESS DALLAS TX	07/08/2022
235276	2200122538	06/16/2022	USD	428.59	WORLDWIDE EXPRESS PASADENA CA	06/21/2022
235277	2200122568	06/21/2022	USD	16,204.45	AMERICAN PRINTING & PROMOTIONSCHINO CA	06/27/2022
235278	2200122567	06/21/2022	USD	6,750.00	CAL POLY POMONA FOUNDATION INCPOMONA CA	07/01/2022
235279	2200122569	06/21/2022	USD	2,525.53	FRONTIER COMMUNICATIONS CORP CINCINNATI OH	06/30/2022
235280	2200122575	06/23/2022	USD	2,340.02	CINTAS CORPORATION- LOC#150 PHOENIX AZ	07/01/2022
235281	2200122572	06/23/2022	USD	728.69	FLW INC HUNTINGTON BEACH CA	07/01/2022
235282	2200122578	06/23/2022	USD	1,664.02	FRONTIER COMMUNICATIONS CORP CINCINNATI OH	07/05/2022
235283	2200122573	06/23/2022	USD	47,446.30	SYSTEMS SOURCE INC NEWPORT BEACH CA	06/28/2022
235284	2200122576	06/23/2022	USD	180.00	THE SHREDDERS COMMERCE CA	06/29/2022
235285	2200122577	06/23/2022	USD	1,412.50	WESTWATER RESEARCH LLC BOISE ID	06/28/2022
235286	2200122574	06/23/2022	USD	831.73	XYLEM DEWATERING SOLUTIONS INOCHICAGO IL	06/30/2022
235287	2200122645	06/28/2022	USD	68.00	AQUATIC BIOSYSTEMS FORT COLLINS CO	
235288	2200122649	06/28/2022	USD	230.00	BEE REMOVERS CLAREMONT CA	07/11/2022
235289	2200122648	06/28/2022	USD	15,707.31	BUSINESS CARD WILMINGTON DE	06/30/2022
235290	2200122650	06/28/2022	USD	1,764.15	FRONTIER COMMUNICATIONS CORP CINCINNATI OH	07/11/2022
235291	2200122647	06/28/2022	USD	23,375.00	PROJECT PARTINERS INC LAGUNA HILLS CA	07/06/2022
235292	2200122646	06/28/2022	USD	143.88	SOUTH COAST AQMD LOS ANGELES CA	07/05/2022
235293	2200122895	06/30/2022	USD	2,690.66	CINTAS CORPORATION- LOC#150 PHOENIX AZ	07/11/2022
235294	2200122893	06/30/2022	USD	1,969.73	CONIROL PRO INC CHINO CA	07/18/2022
235295	2200122897	06/30/2022	USD	274.78	FRANCHISE TAX BOARD SACRAMENTO CA	

Inland Empire Util. Agency
Chino, CA
Company code 1000

Check Register
CBB Disbursement Account -Jun '22

07/24/2022 / 18:21:08
User: CCAMPBELL
Page: 3

Bank	CBB	CITIZENS BUSINESS BANK				ONTARIO CA 917610000
Bank Key	122234149					
Acct number	CHECK	231167641				
Check						
Check number from to	Payment	Pmnt date	Crcy	Amount paid (FC)	Recipient/void reason code	Enca./void
235296	2200122892	06/30/2022	USD	1,047.77	P L HAWN COMPANY INC HUNTINGTON BEACH CA	07/07/2022
235297	2200122894	06/30/2022	USD	28,087.50	PROJECT PARTNERS INC LAGUNA HILLS CA	07/06/2022
235298	2200122896	06/30/2022	USD	1,738.12	QUADIENT FINANCE USA INC MILFORD CT	07/08/2022
* Payment method Check			USD	820,354.65		

Total of all entries

Check Register
CEB Disbursement Account -Jun '22

07/24/2022 / 18:21:08
User: CCAMPBRL
Page: 4

Check number from to	Payment	Pmnt date	Crcy	Amount paid (FC)	Recipient/void reason code	Enca./void
**			USD	820,354.65		

Attachment 2B

Workers' Comp Checks

Inland Empire Util.Agency
Chino, CA
Company code 1000

Check Register
CBB Workers Compensation Account-Jun'22

07/24/2022 / 18:20:30
User: CCAMPBELL
Page: 1

Bank	CBB	CITIZENS BUSINESS BANK					ONTARIO CA 917610000
Bank Key	122234149						
Acct number	WCOM2	231159290					
Checks created manually							
Check number from to	Payment	Pmnt date	Crcy	Amount paid (FC)	Recipient/void reason code		Enca./void
100089	2200123148	06/01/2022	USD	119.93	SEDGWICK CLAIMS MANAGEMENT SVCMEMPHIS TN		06/09/2022
100090	2200123149	06/01/2022	USD	103.58	SEDGWICK CLAIMS MANAGEMENT SVCMEMPHIS TN		06/09/2022
100091	2200123150	06/01/2022	USD	175.00	SEDGWICK CLAIMS MANAGEMENT SVCMEMPHIS TN		06/09/2022
100092	2200123151	06/01/2022	USD	198.05	SEDGWICK CLAIMS MANAGEMENT SVCMEMPHIS TN		06/06/2022
100093	2200123152	06/01/2022	USD	475.32	SEDGWICK CLAIMS MANAGEMENT SVCMEMPHIS TN		06/06/2022
100094	2200123153	06/01/2022	USD	158.44	SEDGWICK CLAIMS MANAGEMENT SVCMEMPHIS TN		06/06/2022
100095	2200123154	06/01/2022	USD	74.00	SEDGWICK CLAIMS MANAGEMENT SVCMEMPHIS TN		06/03/2022
100096	2200123155	06/01/2022	USD	37.00	SEDGWICK CLAIMS MANAGEMENT SVCMEMPHIS TN		06/03/2022
100097	2200123156	06/01/2022	USD	273.00	SEDGWICK CLAIMS MANAGEMENT SVCMEMPHIS TN		06/07/2022
100098	2200123157	06/01/2022	USD	224.75	SEDGWICK CLAIMS MANAGEMENT SVCMEMPHIS TN		06/07/2022
100099	2200123107	06/08/2022	USD	1,265.10	SEDGWICK CLAIMS MANAGEMENT SVCMEMPHIS TN		
100100	2200123108	06/08/2022	USD	805.00	SEDGWICK CLAIMS MANAGEMENT SVCMEMPHIS TN		06/23/2022
100101	2200123109	06/08/2022	USD	1,001.70	SEDGWICK CLAIMS MANAGEMENT SVCMEMPHIS TN		06/23/2022
100102	2200123110	06/08/2022	USD	158.44	SEDGWICK CLAIMS MANAGEMENT SVCMEMPHIS TN		06/14/2022
100103	2200123138	06/15/2022	USD	1,048.50	SEDGWICK CLAIMS MANAGEMENT SVCMEMPHIS TN		
100104	2200123139	06/15/2022	USD	582.90	SEDGWICK CLAIMS MANAGEMENT SVCMEMPHIS TN		
100105	2200123140	06/15/2022	USD	503.75	SEDGWICK CLAIMS MANAGEMENT SVCMEMPHIS TN		06/22/2022
100106	2200123141	06/15/2022	USD	112.63	SEDGWICK CLAIMS MANAGEMENT SVCMEMPHIS TN		06/17/2022
100107	2200123142	06/15/2022	USD	273.18	SEDGWICK CLAIMS MANAGEMENT SVCMEMPHIS TN		06/17/2022
100108	2200123143	06/15/2022	USD	251.86	SEDGWICK CLAIMS MANAGEMENT SVCMEMPHIS TN		06/28/2022
100109	2200123144	06/22/2022	USD	18.50	SEDGWICK CLAIMS MANAGEMENT SVCMEMPHIS TN		06/24/2022
100110	2200123145	06/22/2022	USD	570.00	SEDGWICK CLAIMS MANAGEMENT SVCMEMPHIS TN		
100111	2200123147	06/29/2022	USD	220.42	SEDGWICK CLAIMS MANAGEMENT SVCMEMPHIS TN		
* Payment method Checks created manually			USD	8,651.05			

Total of all entries

Check Register
CBB Workers Compensation Account-Jun'22

07/24/2022 / 18:20:30
User: CCAMPBELL
Page: 2

Check number from to	Payment	Pmt date	Crcy	Amount paid (FC)	Recipient/void reason code	Enca./void
**			USD	8,651.05		

Attachment 2C

Vendor ACHs

Check	Payee / Description	Amount
ACH	FISHER SCIENTIFIC	
	Suppressor, Separator, Filter Caps, Vials 1728744	7,153.81
	Repetitive Dispensers 1679253	242.77
	Drierite 1632984	58.27
	Biological Indicators 9676250	141.37
	Short Hold Time 7820915	161.95
		- - - - -
	FISHER SCIENTIFIC \$	7,758.17
ACH	J G TUCKER & SON INC	
	RP1-Gloves 17677	875.47
		- - - - -
	J G TUCKER & SON INC \$	875.47
ACH	ROYAL INDUSTRIAL SOLUTIONS	
	Wires 6441-1055000	15,063.21
	2-Way Solenoid Valve 6441-1054841	1,734.78
	LED 22.8W Wallpack 6441-1053914	1,345.24
	Led Twin Head 6441-1050600	146.54
		- - - - -
	ROYAL INDUSTRIAL SOLUTIONS \$	18,289.77
ACH	PETE'S ROAD SERVICE	
	Flat Repair f/Veh 0809 582799-00	170.54
		- - - - -
	PETE'S ROAD SERVICE \$	170.54
ACH	APPLEONE EMPLOYMENT SERVICES	
	Gardner, J/Lankford, S/Magalit, R-WE 12/25/ 01-6157953	3,151.45
	Amara, M/Magalit, R-WE 01/08/22 01-6170598	2,145.91
	Lankford, S-WE 02/26/22 01-6223471	1,245.60
	Gardner, J/Magalit, R-WE 02/26/22 01-6223472	1,993.65
	Lankford, S-WE 03/05/22 01-6229603	1,660.80
	Gardner, J/Magalit, R-WE 03/05/22 01-6229604	2,668.97
	Gardner, J/Magalit, R-WE 03/16/22 01-6239422	2,278.80
	Gardner, J/Magalit, R-WE 03/19/22 01-6248981	2,664.54
	Magalit, R-WE 04/02/22 01-6261285	1,517.60
		- - - - -
	APPLEONE EMPLOYMENT SERVICES \$	19,327.32
ACH	ALL AMERICAN CRANE MAINTENANCE	
	PMI Service on Equipment 050322-4	12,410.00
		- - - - -
	ALL AMERICAN CRANE MAINTENANCE \$	12,410.00
ACH	KONICA MINOLTA	
	Konica Lease Invoice 5/22 39957940	2,497.77
	Lease Copiers 5/22-C658, C308, C759, C659 39957939	3,017.56
		- - - - -
	KONICA MINOLTA \$	5,515.33
ACH	MBC AQUATIC SCIENCES INC	
	Fresh Water Testing 10/18-20/21 30157	3,000.00
		- - - - -
	MBC AQUATIC SCIENCES INC \$	3,000.00
ACH	AGILENT TECHNOLOGIES	
	Custom Organic Standard 123343087	1,638.34

Check	Payee / Description	Amount
	Custom Organic Standard 123343088	726.77
	Inert Column,Vespule Ferrules,Inlets 123205852	981.66
	Syringe,Polymer Feet,Screw Caps 123074396	2,352.87
	AGILENT TECHNOLOGIES \$	5,699.64
ACH	THATCHER COMPANY OF CALIFORNIA	
	TP1- 21,577lbs Aluminum Sulfate 2022250102626	4,854.81
	TP1-45,520 Lbs Aluminum Sulfate 2022250102533	4,864.95
	THATCHER COMPANY OF CALIFORNIA\$	9,719.76
ACH	CAROLLO ENGINEERS	
	RW15003/RW15004-4/1-4/30 Prof Svcs FB22459	15,614.35
	CAROLLO ENGINEERS \$	15,614.35
ACH	MCMaster-CARR SUPPLY CO	
	Steel Pipe Fittings 77632014	99.57
	Pipe Fittings 77562333	396.31
	RP1 Light Bulb,Ballast for Sodium Bulbs 77536501	453.88
	Connector Pipe with Clamp 77797833	45.71
	Pump Shaft Seals,O-Rings 77870423	175.29
	Bumper 77884207	72.31
	RP1-Padlockable Hasp 78198895	20.51
	Clamps,Screws 77551133	52.57
	MCMaster-CARR SUPPLY CO \$	1,316.15
ACH	MIDPOINT BEARING	
	Pillow Block Bearings 96558100	1,201.05
	MIDPOINT BEARING \$	1,201.05
ACH	RED WING SHOE STORE	
	Ripley,E-Emp Safety Shoe Purchase 192-1-123270	225.00
	Solorzano,D-Emp Safety Shoe Purchase 314-1-4740	203.63
	Escalante,A-Emp Safety Shoe Purchase 192-1-122984	176.16
	Quintana,S-Emp Safety Shoe Purchase 12-1-125217	225.00
	RED WING SHOE STORE \$	829.79
ACH	LIEBERT CASSIDY WHITMORE	
	3/22 Personnel Policies Audit 215613	816.00
	1/22 Personnel Policies Audit 212830	123.00
	LIEBERT CASSIDY WHITMORE \$	939.00
ACH	PALM AUTO DETAIL INC	
	4/22 Carwash Svcs f/Agency Fleet Vehicle 22499-2	3,971.25
	PALM AUTO DETAIL INC \$	3,971.25
ACH	SCHNEIDER ELECTRIC SYSTEMS USA	
	5/14-8/13 IA/DCS Tech Support Svc Agrmnt 94568952	17,821.29
	SCHNEIDER ELECTRIC SYSTEMS USA\$	17,821.29
ACH	HACH COMPANY	

Check	Payee / Description	Amount
	DPD Chlorine,NH4-N Solution 13019577	845.53
	200MV,600MV ORP Soln,Mylar Bags,Amtax Cl 13019733	1,962.88
	Digital pH Sensor 13024617	1,276.69
	HACH COMPANY \$	4,085.10
ACH	O S T S INC	
	Hazwoper First Responder Operations 56782	2,400.00
	O S T S INC \$	2,400.00
ACH	TRUSSELL TECHNOLOGIES INC	
	Trichloropropane Investigation 2/1-2/28 0000008415	13,786.25
	TRUSSELL TECHNOLOGIES INC \$	13,786.25
ACH	OLIN CORP	
	RP5 4,916 Gals. Sodium Hypochlorite 3000104133	4,498.14
	RP4 Sodium Hypochlorite 4,830lbs 3000094408	4,419.45
	TP1-4,830 Gals Sodium Hypochlorite 3000103771	4,419.45
	TP1-4,884 Gals Sodium Hypochlorite 3000104512	4,468.86
	RP4 4,814 Gals. Sodium Hypochlorite 3000104890	4,404.81
	TP1-4,828 Gals Sodium Hypochlorite 3000105114	4,417.62
	TP1-4,952 Gals Sodium Hypochlorite 3000105463	4,531.08
	CCWRP-4,892 Gals Sodium Hypochlorite 3000103770	4,476.18
	OLIN CORP \$	35,635.59
ACH	JB'S POOLS & PONDS INC	
	5/22 Pond Maint Svc 2266760401	1,194.85
	JB'S POOLS & PONDS INC \$	1,194.85
ACH	CARRIER CORPORATION	
	RP1 Repair T Plant MCCS HVAC Install 90194070	1,925.00
	HQ NORTH-4/2022 Service Agreement Mainte 90189516	10,514.00
	CARRIER CORPORATION \$	12,439.00
ACH	GHD INC	
	EN23002 Prof Svcs Thru 4/30/22 380-0013094	6,731.06
	EN19025-4/3-4/23 Prof Svcs 380-0012079	798.75
	EN20034.03 RP5 Prof Svcs 4/30/22 380-0012622	9,683.13
	EN22031 Prof Svcs 3/1-4/30 380-0012643	43,318.73
	GHD INC \$	60,531.67
ACH	TRICO CORPORATION	
	Watchdog Desiccant Breathers 202539	839.98
	Spectrum Utility Cap 202494	180.66
	On Site MLT I Training Services 202577	14,975.00
	TRICO CORPORATION \$	15,995.64
ACH	CALIFORNIA WATER TECHNOLOGIES	
	Ferric Chloride 17321.22 40932	5,838.10
	RP2-18,078.56 Lbs Ferric Chloride Soluti 41825	6,093.36
	CALIFORNIA WATER TECHNOLOGIES \$	11,931.46

Check	Payee / Description	Amount
-------	---------------------	--------

ACH	CALIFORNIA WATER TECHNOLOGIES RP1-17,426.4 Lbs Ferric Chloride Solutio 41813	5,873.55
	CALIFORNIA WATER TECHNOLOGIES \$	5,873.55

ACH	CIVILTEC ENGINEERING, INC. EN22002 12/4-12/31/21 Prof Svcs 45448	1,877.50
	CIVILTEC ENGINEERING, INC. \$	1,877.50

ACH	V3IT CONSULTING INC SAP BASIS April 2022 Support V3IT2022IEUA0	6,184.00
	V3IT CONSULTING INC \$	6,184.00

ACH	EVOQUA WATER TECHNOLOGIES LLC 1/01/22-3/31/22 DI Rental 905200096	132.85
	EVOQUA WATER TECHNOLOGIES LLC \$	132.85

ACH	TITUS INDUSTRIAL GROUP INC RP1 Composite Cover TwistLift 10102	1,511.20
	TITUS INDUSTRIAL GROUP INC \$	1,511.20

ACH	ECOTECH SERVICES INC 4/22 Res. Home Pressure Reg. Program 2301	36,303.54
	ECOTECH SERVICES INC \$	36,303.54

ACH	MICHAEL BAKER INTERNATIONAL IN 4600002850 PE 11/28/21 Prof Svcs 1135519	5,113.82
	MICHAEL BAKER INTERNATIONAL IN\$	5,113.82

ACH	GARRATT CALLAHAN COMPANY RP2-3/22 Boiler/Piping Sys Maint 1176082	506.00
	Water Treatment 1118069	605.13
	Water Treatment 1129934	506.00
	RP2 9/21 Water Treatment Program 1142041	506.00
	RP2 10/2021 Water Treatment Program 1147813	506.00
	RP2-Feb 22 Water Treatment 1170445	506.00
	RP2-12/21 Boiler/Piping Sys Maint 1158027	506.00
	RP2-1/22 Boiler/Piping Sys Maint 1164611	506.00
	RP2-4/22 Boiler/Piping Sys Maint 1181986	506.00
	GARRATT CALLAHAN COMPANY \$	4,653.13

ACH	THE SOLIS GROUP EN20056.00 4/1-30/28 Prof. Svcs 8765	1,500.00
	RW15003.06 4/1-4/30 Prof Svcs 8769	2,967.00
	EN17110.03 4/1-4/30 RP4 Aeration Basin W 8768	1,884.00
	RW15003.05 4/1-4/30 RP3 Basin Diversion 8767	1,484.00
	EN19027 4/1/22-4/30/22 NRW Pipeline 8766	1,677.00
	THE SOLIS GROUP \$	9,512.00

ACH	VARI SALES CORPORATION	
-----	------------------------	--

Check	Payee / Description	Amount
	Standing Desk 90162054	583.49
	VARI SALES CORPORATION \$	583.49
ACH	CAPO PROJECTS GROUP LLC 46-2731-3/22 Prof Svcs 5625	38,119.00
	CAPO PROJECTS GROUP LLC \$	38,119.00
ACH	BUCKNAM INFRASTRUCTURE GROUP I PA20003-5/22 Prof Svcs 358-04.05	15,529.61
	EN20038-4/2022 Professional Services 358-03.07	1,820.00
	BUCKNAM INFRASTRUCTURE GROUP I \$	17,349.61
ACH	AMTEC Temp Services-WE 2/20/21 70147	8,330.00
	Rose, J/Mendoza, J/Rivera, P-WE 4/3/22 70529	4,015.00
	Rivera, P-WE 4/24/22 70725	1,600.00
	Rivera, P-WE 4/17/22 70708	1,600.00
	Rose, J/Mendoza, J/Rivera, P-WE 4/10/22 70574	3,670.00
	Rose, J/Rivera, P-WE 3/27/21 70445	2,672.00
	Habteselassie, K/Rose, J/Rivera, P-WE 3/20/ 70388	5,230.00
	Temp Services-WE 3/13/21 70301	9,280.00
	Temp Services-WE 3/06/21 70252	9,280.00
	Temp Services-WE 2/27/21 70149	7,170.00
	AMTEC \$	52,847.00
ACH	STAPLES CONTRACT & COMMERCIAL Date Stamp 3507437255	31.64
	STAPLES CONTRACT & COMMERCIAL \$	31.64
ACH	LIBERTY LANDSCAPING INC May Monthly Maintenance 107151	18,175.00
	LIBERTY LANDSCAPING INC \$	18,175.00
ACH	ACT, A DIVISION OF CCI CHEMICA 4/2022 Wtr Treatment Svc f/RP5,RP2,RP1,C 0389826-IN	690.00
	ACT, A DIVISION OF CCI CHEMICA \$	690.00
ACH	ERAMOSA INTERNATIONAL INC EN13016-3/28-4/29 Professional Services US23520-20	114,071.56
	ERAMOSA INTERNATIONAL INC \$	114,071.56
ACH	CASAMAR GROUP LLC EN19001/EN19006 4/22 Prof Svcs 13053	12,406.07
	CASAMAR GROUP LLC \$	12,406.07
ACH	WEST YOST & ASSOCIATES INC PL19005-4/9-5/6 Prof Svcs 2049331	326.25
	WEST YOST & ASSOCIATES INC \$	326.25

Check	Payee / Description	Amount
ACH	DOPUDJA & WELLS CONSULTING INC	
	AgncyMgmt-2/10-2/25 Prof Svcs 1091	3,392.50
	AgncyMgmt-2/28-3/30 Prof Svcs 1102	7,080.00
	AgncyMgmt-4/4-4/28 Prof Svcs 1111	10,472.50
		- - - - -
	DOPUDJA & WELLS CONSULTING INC\$	20,945.00
ACH	SHELL ENERGY NORTH AMERICA LP	
	RP1/RP2/RP5/CCWRP-4/1-4/30 Power Usage 202204	241,842.51
		- - - - -
	SHELL ENERGY NORTH AMERICA LP \$	241,842.51
ACH	IEUA EMPLOYEES' ASSOCIATION	
	P/R 11 6/3/22 Employee Ded HR 0105900	177.00
		- - - - -
	IEUA EMPLOYEES' ASSOCIATION \$	177.00
ACH	IEUA SUPERVISORS UNION ASSOCIA	
	P/R 11 6/3/22 Employee Ded HR 0105900	330.00
		- - - - -
	IEUA SUPERVISORS UNION ASSOCIA\$	330.00
ACH	IEUA GENERAL EMPLOYEES ASSOCIA	
	P/R 11 6/3/22 Employee Ded HR 0105900	931.60
		- - - - -
	IEUA GENERAL EMPLOYEES ASSOCIA\$	931.60
ACH	INLAND EMPIRE UNITED WAY	
	P/R 11 6/3/22 Employee Ded HR 0105900	21.00
		- - - - -
	INLAND EMPIRE UNITED WAY \$	21.00
ACH	IEUA PROFESSIONAL EMPLOYEES AS	
	P/R 11 6/3/22 Employee Ded HR 0105900	672.00
		- - - - -
	IEUA PROFESSIONAL EMPLOYEES AS\$	672.00
ACH	COLONIAL LIFE & ACCIDENT INSUR	
	6/22 Disability,Cancer,Universal/Term Li 7274194060189	229.57
		- - - - -
	COLONIAL LIFE & ACCIDENT INSUR\$	229.57
ACH	WEX HEALTH INC	
	P/R 11 6/3/22 Cafeteria Plan HR 0105900	4,634.53
		- - - - -
	WEX HEALTH INC \$	4,634.53
ACH	BENEFIT COORDINATORS CORPORATI	
	6/22 Agency Dental Plan B05QBN	19,718.00
		- - - - -
	BENEFIT COORDINATORS CORPORATI\$	19,718.00
ACH	CITY EMPLOYEES ASSOCIATES	
	P/R 11 6/3/22 Employee Ded HR 0105900	373.50
		- - - - -
	CITY EMPLOYEES ASSOCIATES \$	373.50
ACH	ELIE, STEVE	
	Elie,S-ExpRpt-5/3-5/5 ACWA Conf 5/3-5 ACWA CO	1,118.38

Check	Payee / Description	Amount
	ELIE, STEVE	\$ 1,118.38
ACH	HALL, JASMIN Hall,J-ExpRpt-5/3-5/6 ACWA Spring Conf 5/3-6 ACWA CO	1,074.74
	HALL, JASMIN	\$ 1,074.74
ACH	MANTILLA, LAURA Mantilla,L-ExpRpt-12/1/21 Dinner Meeting 12/1 DNNR MTG	39.79
	MANTILLA, LAURA	\$ 39.79
ACH	FISHER SCIENTIFIC Weighing Boats 9676247	82.81
	Buffers 2513558	271.18
	Phenolphthalein 2328348	85.99
	Cylinder,Exam Gloves 2195492	797.06
	Conductivity Std Soln 1728743	151.67
	Lab-Perchlorate 9264823	81.52
	In Glass/High Oven Temp Thermometers 9791151	500.97
	Glass Fiber Filters, Amber Glass Bttl,Cl 9676252	3,482.74
	FISHER SCIENTIFIC	\$ 5,453.94
ACH	GRAINGER INC Faceshield Assy 9087165701	171.92
	Tabletop Stands 9086639375	204.30
	Mask Bracket Gray 9015584775	171.33
	GRAINGER INC	\$ 547.55
ACH	NRD, LLC Lab-2 Wipe Tests for Radioactivity 2022A WIPE TE	100.00
	NRD, LLC	\$ 100.00
ACH	CASC ENGINEERING AND CONSULTIN EN20037-4/22 Professional Services 0046303	2,945.10
	En20040-4/22 Professional Services 0046301	2,675.69
	CASC ENGINEERING AND CONSULTIN	\$ 5,620.79
ACH	HACH COMPANY RP4M-StablCal Cal Vials 12851524	475.12
	RP4Mnt-Nitratax PM & Cal 12895000	1,127.51
	HACH COMPANY	\$ 1,602.63
ACH	RSD Pleated Filters 55362276-00	6,924.02
	RSD	\$ 6,924.02
ACH	GEI CONSULTANTS INC PL19005-3/22 Prof Svcs 3107919	25,459.00
	GEI CONSULTANTS INC	\$ 25,459.00

Check	Payee / Description	Amount
ACH	ALTA FOODCRAFT	
	HQA-Coffee, Tea Bags, Coffee Filters, Stir 12212090	86.61
	HQA-Coffee, Tea Bags, Coffee Filters 12216981	79.84
	HQA-Coffee, Creamer, Cocoa, Tea, Stir Sticks 12207441	297.23
	Whs-Coffee, Cocoa, Coffee Filters, Stir Sti 12211970	237.97
		- - - - -
	ALTA FOODCRAFT \$	701.65
ACH	CALIFORNIA WATER TECHNOLOGIES	
	RP1-17,971.20 Lbs Ferric Chloride Soluti 41741	6,057.17
		- - - - -
	CALIFORNIA WATER TECHNOLOGIES \$	6,057.17
ACH	EVOQUA WATER TECHNOLOGIES LLC	
	Key Set 905171502	209.87
	PM Contract 5/1-10/31 905352306	1,596.43
	PM Contract 5/1-10/31 905352308	1,596.43
	PM Contract 5/1-10/31 905352307	1,960.22
	PM Contract 5/1-10/31 905352305	1,596.43
		- - - - -
	EVOQUA WATER TECHNOLOGIES LLC \$	6,959.38
ACH	GARRATT CALLAHAN COMPANY	
	RP1-1/22 Boiler/Piping Sys Maint 1164789	605.13
	Water Treatment 1130124	605.13
	RP2-8/21 Boiler/Piping Sys 1136139	506.00
	RP1-4/22 Boiler/Piping Sys Maint 1182166	605.13
	RP1-Boiler/Piping Sys Maint 1176267	605.13
	RP1-8/21 Boiler/Piping Sys 1136322	561.60
	RP1 9/21 Water Treatment Program 1142244	605.13
	RP1 11/2021 Water Treatment Program 1153641	605.13
	RP2 11/2021 Water Treatment Program 1153468	506.00
	RP1-2/22 Boiler/Piping Sys Maint 1170698	605.13
	RP1-12/21 Boiler/Piping Sys Maint 1158232	605.13
		- - - - -
	GARRATT CALLAHAN COMPANY \$	6,414.64
ACH	BUCKNAM INFRASTRUCTURE GROUP I	
	EN22027-5/22 Prof Svcs 358-05.03R	1,639.00
		- - - - -
	BUCKNAM INFRASTRUCTURE GROUP I \$	1,639.00
ACH	ERAMOSA INTERNATIONAL INC	
	EN13016 11/27-12/31/21 Prof Svcs US23520-16	78,488.23
		- - - - -
	ERAMOSA INTERNATIONAL INC \$	78,488.23
ACH	SO CALIF EDISON	
	SnSvnRW-4/26-5/24 6000 Cherry Ave 8000141055 5/	57.01
	930RsvrPrjct-4/25-5/23 2950 Galloping Hi 8001775817 5/	217.13
		- - - - -
	SO CALIF EDISON \$	274.14
ACH	AQUA BEN CORPORATION	
	RP1-27,600 Lbs Hydrofloc 748E 44340	38,958.09
		- - - - -
	AQUA BEN CORPORATION \$	38,958.09
ACH	PATTON SALES CORP	

Check	Payee / Description	Amount
	Return Flats - Inv #4380714 4380764	135.91-
	Tubes Flat and in Angle cut in half 4347086	242.87
	Flats 4380714	228.09
	Sheets, Shearing Charge, Soapstone Refill 4411727	140.58
		- - - - -
	PATTON SALES CORP \$	475.63
ACH	RMA GROUP	
	EN20065 6/14/21-6/30/21 Hot Water Loop M 76309	1,136.48
	EN20065 7/1/21-7/18/21 Hot Water Loop Ma 76310	1,275.32
	EN20065 7/19/21-8/15/21 Hot Water Loop M 76869	2,014.22
		- - - - -
	RMA GROUP \$	4,426.02
ACH	ROYAL INDUSTRIAL SOLUTIONS	
	Led Driver 6441-1055536	101.79
	Analog Module 6441-1051330	1,235.32
	Graphic Terminal 6441-1055024	1,710.92
		- - - - -
	ROYAL INDUSTRIAL SOLUTIONS \$	3,048.03
ACH	UNIVAR SOLUTIONS USA INC	
	TP1-12,450 Lbs Sodium Bisulfite 50228490	5,003.75
		- - - - -
	UNIVAR SOLUTIONS USA INC \$	5,003.75
ACH	SHANLEY PUMP & EQUIPMENT INC	
	RP1-Clamping, Coupling, Bushing 0050234-IN	2,844.10
		- - - - -
	SHANLEY PUMP & EQUIPMENT INC \$	2,844.10
ACH	CDM SMITH INC	
	EN17006-4/10-5/7 Prof Svcs 90151249	6,726.50
		- - - - -
	CDM SMITH INC \$	6,726.50
ACH	SIGMA-ALDRICH INC	
	Cyanide Amenable to Chlorination 556264406	75.24
	Acetonitrile Hypergrade 555421234	441.26
		- - - - -
	SIGMA-ALDRICH INC \$	516.50
ACH	O RINGS & THINGS	
	Buna-70 O Rings 123362	31.81
	RP1-Internal Spiral Ring 123099	14.65
		- - - - -
	O RINGS & THINGS \$	46.46
ACH	AGILENT TECHNOLOGIES	
	Acrolein and Acrylonitrile 123386428	29.28
		- - - - -
	AGILENT TECHNOLOGIES \$	29.28
ACH	CHINO CREEK TOASTMASTER CLUB	
	4/22-6/22 Toastmaster Membership-RN, TC #1347153#1473	102.00
		- - - - -
	CHINO CREEK TOASTMASTER CLUB \$	102.00
ACH	CAROLLO ENGINEERS	

Check	Payee / Description	Amount
	EN17043/EN17110 4/22 Prof Svcs FB22903	4,543.45
	CAROLLO ENGINEERS \$	4,543.45
ACH	MIDPOINT BEARING 4 Bando Belts 96559490	104.65
	MIDPOINT BEARING \$	104.65
ACH	INDUSTRIAL SUPPLY CO Bolts 6502	377.70
	INDUSTRIAL SUPPLY CO \$	377.70
ACH	ASSOC SAN BERNARDINO CNTY SPEC General Mbrshp Mtg-SD,SE,MC,CP,PC,WT,CD, 0060	416.00
	ASSOC SAN BERNARDINO CNTY SPEC\$	416.00
ACH	HACH COMPANY Conductivity Sensor 13035080	1,416.81
	Conductivity Sensor 13036475	1,572.48
	Pocket Colorimeter 13029661	627.62
	Swivel & Camp Assembly 13037567	3,637.68
	Filter Modules 13029722	3,121.17
	See 51-140035-Crd & CorrPosting Inv# 128 12872880	92.21
	HACH COMPANY \$	10,467.97
ACH	SHI INTERNATIONAL CORP 2/21-2/22 Bluebeam Software B14742413	11,878.80
	Office 365 Cloud Software B14536817	6,702.40
	1/12-2/11/22 Office 365 Cloud Sftwr B14801055	6,702.40
	2/12-3/11 Mult. Windows Platform All Lan B14976787	6,844.00
	SHI INTERNATIONAL CORP \$	32,127.60
ACH	STANTEC CONSULTING INC EN22020 5/6/22 Prof Svcs 1920616	14,419.54
	EN22037 5/22 Prof Svcs 1920083	15,919.00
	EN21042 5/22 Prof Svcs 1920081	569.25
	STANTEC CONSULTING INC \$	30,907.79
ACH	NATIONAL CONSTRUCTION RENTALS 5/4-6/1 GWR Holding Tank Rental 6546148	418.53
	5/13/22-6/9/22 Potty/Handicap Potty/Sink 6554211	572.70
	NATIONAL CONSTRUCTION RENTALS \$	991.23
ACH	RSD Pleated Filters 55365404-00	382.04
	Fan Motor,Capacitor 55365659-00	138.93
	Wireless Thermostats 55365465-00	364.62
	2-Way Bal Valve,Actuator,Mounting Kit 55365235-00	467.86
	RSD \$	1,353.45
ACH	OLIN CORP	

Check	Payee / Description	Amount
	CCWW-3,948 Gals Sodium Hypochlorite 3000107598	3,845.35
	TP1-4,646 Gals Sodium Hypochlorite 3000106048	4,525.20
	TP1-4,802 Gals Sodium Hypochlorite 3000106474	4,393.83
	RP4 4,868 Gals. Sodium Hypochlorite 3000106475	4,454.22
	TP1-4,442 Gals Sodium Hypochlorite 3000107599	4,326.51
	RP4 4,836 Gals. Sodium Hypochlorite 3000108242	4,424.94
	TP1-4,836 Gals Sodium Hypochlorite 3000108241	4,424.94
	CCWRP-3,924 Gals Sodium Hypochlorite 3000106050	3,821.98
	RP5-4,832 Gals Sodium Hypochlorite 3000106049	4,421.28
	RP5-4,752 Gals Sodium Hypochlorite 3000106473	4,628.45
	OLIN CORP \$	43,266.70
ACH	DAVID WHEELER'S PEST CONTROL I	
	CCWRF-2/22 Rodent Control Svcs 59960	1,130.00
	RP2 Rodent Control 60446	248.00
	CCW Squirrel Control 60448	1,130.00
	CCW Rat Control 60449	1,032.00
	RP5 Monthly Service 60577	490.00
	RP5 Monthly Service 60345	536.00
	RP1 Rodent Control 60418	585.00
	CCW Rodent Control 60214	634.00
	HQ Monthly Rodent Refill 60403	928.00
	RP2 Monthly Rodent Control 60179	1,222.00
	HQ Rodent Control 60399	632.00
	HQ Monthly Squirrel Control 60444	585.00
	RP4 Monthly Rodent Refill 60178	1,075.00
	3/22 Inspection All Facilities 60175	524.00
	Monthly Service 60142	524.00
	CCWRF-2/22 Rodent Control Svcs 59961	1,032.00
	HQ Rodent Control 60445	738.00
	RP5 Pest Spray 60064	340.00
	DAVID WHEELER'S PEST CONTROL I \$	13,385.00
ACH	MICROSOFT CORPORATION	
	3/1-3/31 Microsoft Azure Standard G009487982	5,391.40
	4/1-4/30 Microsoft Azure Standard G010648506	6,960.89
	MICROSOFT CORPORATION \$	12,352.29
ACH	EUROFINS EATON ANALYTICAL LLC	
	4/12/22 Water Sample Analysis L0630502	400.00
	EUROFINS EATON ANALYTICAL LLC \$	400.00
ACH	CALIFORNIA WATER TECHNOLOGIES	
	17,631.90 Lbs Ferric Chloride Solution 41849	5,942.81
	CALIFORNIA WATER TECHNOLOGIES \$	5,942.81
ACH	V3IT CONSULTING INC	
	SAP Create Consignment Settlement Ouput V3IT2022IEUA0	4,800.50
	V3IT CONSULTING INC \$	4,800.50
ACH	TECHNICAL SYSTEMS INC	
	EN17082 Prof Svcs 7735A-012	1,590.00

Check	Payee / Description	Amount
	TECHNICAL SYSTEMS INC	\$ 1,590.00
ACH	JC LAW FIRM	
	4/22 RCA Legal 1093	1,920.00
	4/22 IEUA vs Spicer 1097	1,440.00
	4/22 Watermaster 1098	9,008.00
	4/22 SAWPA 1096	1,745.00
	4/22 Ortiz vs IEUA 1100	1,230.00
	4/22 Regional Contract 1094	16,710.00
	4/22 General Legal 1103	31,770.00
	4/22 Romero vs IEUA 1101	1,140.00
	4/22 Fontana vs ADO 1092	420.00
	JC LAW FIRM	\$ 65,383.00
ACH	MWH CONSTRUCTORS INC	
	4600002851-1/22 Professional Services 2022-30505777	40,677.54
	4600002851-3/1-22-3/31/22 Prof Svcs 2022-30505777	27,553.13
	4600002851-4/1-4/30 Prof Svcs 2022-30505777	26,002.50
	4600002851-2/22 Professional Services 2022-30505777	21,337.95
	MWH CONSTRUCTORS INC	\$ 115,571.12
ACH	NEW MILLENNIUM CONSTRUCTION	
	IS21006-Ret Rls 1-Final IS21006-RET R	2,161.05
	NEW MILLENNIUM CONSTRUCTION	\$ 2,161.05
ACH	WATER SYSTEMS CONSULTING INC	
	EN22041-4/1-4/30 Prof Svcs 6724	3,302.50
	EN22042-3/1-4/30 Prof Svcs 6723	16,463.75
	WATER SYSTEMS CONSULTING INC	\$ 19,766.25
ACH	CAPO PROJECTS GROUP LLC	
	EN18006 Prof. Svcs. 3/1/22 5679	290.00
	EN17110.00-3/22 Prof Svcs 5677	435.00
	CAPO PROJECTS GROUP LLC	\$ 725.00
ACH	FRESNO FIRST BANK	
	EN19006-3/22 Pay Est 17 PE 17-EN19006	195,385.93
	EN19006-4/22 Pay Est 18 PE 18-EN19006	271,613.15
	EN19001-4/22 Pay Est 18 PE 18-EN19001	158,433.47
	EN19001-3/22 Pay Est 17 PE 17-EN19001	116,479.50
	FRESNO FIRST BANK	\$ 741,912.05
ACH	ALLIANCE SOURCE TESTING LLC	
	Rule 1146 Compliance Testing 203778	4,450.00
	Rule 1146 Compliance Testing Boiler 2 203779	4,450.00
	ALLIANCE SOURCE TESTING LLC	\$ 8,900.00
ACH	SO CALIF EDISON	
	8thStBsn-4/28-5/26 1180 8th St 8000035339 5/	72.92
	CCWRP/TP-4/28-5/26 14950 Telephone Ave 8003543714 5/	66.40
	1630WPmpStn-4/28-5/26 1530 6th St 8004881955 5/	12,145.62
	CCWRP/TP/RWPS-4/28-5/26 14950 Telephone 8004814080 5/	82,674.42

Check	Payee / Description	Amount
	SO CALIF EDISON	\$ 94,959.36
ACH	IEUA EMPLOYEES' ASSOCIATION P/R DIR 6 6/10 Employee Ded	12.00
	IEUA EMPLOYEES' ASSOCIATION	\$ 12.00
ACH	CRB SECURITY SOLUTIONS 50% Down Payment-CP18001.00.K	3,957.44
	CRB SECURITY SOLUTIONS	\$ 3,957.44
ACH	AIRGAS USA LLC Pay Invoices Due By 6/23/22 to Release C BAL THRU 6/23	30,351.61
	AIRGAS USA LLC	\$ 30,351.61
ACH	CORE-ROSION PRODUCTS 10,300 Gallon Chemical Storage Tank	30,643.63
	CORE-ROSION PRODUCTS	\$ 30,643.63
ACH	FISHER SCIENTIFIC Test Kits	95.13
	Bio Indicator Boxes,Nitrile,Dispensette,	3,192.64
	Lab-Sodium Carbonate	32.21
	Biological Indicator Box	282.73
	Sodium Salicylate Crystal	708.75
	Lab-Ricca Buffer PH 10	180.79
	N-Hexane,Chloroform,Gloves	3,178.57
	Nitric Acid Trace,Gloves	1,187.88
	Cyl,Chlorine,Snsr Cap Rplcmnt	692.76
	Hexadecane/Stearic Acid	88.96
	FISHER SCIENTIFIC	\$ 9,640.42
ACH	GRAINGER INC Motorized Progressive Cavity Pumps	4,025.37
	Soap,Pail,Tape,Faceshield,Brush	340.22
	Air Vents,Pipe Nipples,Bushings,Coupling	677.36
	Filter Regulators	744.77
	Filtering Flask	426.61
	Inverted Marking Paint Green	115.21
	Batteries,Safety Glasses	324.40
	Batteries Return - Inv#9283958933	129.16
	Female Branch Tee	295.71
	Brass Ball Valves	112.27
	Iron Conduit Outlet Body	589.28
	Fittings,Elbows,Unions,Couplings,Conduit	1,798.27
	Flex Couplings	791.59
	Portable Band Saw,Blade,Battery & Charge	399.34
	Hose Clamp,Windshield Cleaner,Cartridge/ Pump	270.09
	GRAINGER INC	\$ 12,060.37
ACH	SIGMA-ALDRICH INC Alcohols in Water,Gasoline Additives	206.01

Check	Payee / Description	Amount
	SIGMA-ALDRICH INC \$	206.01
ACH	AGILENT TECHNOLOGIES Acids & Neutrals Surrogate Strd,Chlorite 123386427	467.01
	AGILENT TECHNOLOGIES \$	467.01
ACH	TRI STATE ENVIRONMENTAL 3/9/22 CCWRP Underground Storage Inspect 14206	150.00
	TRI STATE ENVIRONMENTAL \$	150.00
ACH	CUES Software Prem. Plan GNET 593261	2,150.00
	CUES \$	2,150.00
ACH	TELEDYNE ISCO Replacement Refrigeration Assys,Pump Ass S020533835 Pump Tubing S020534398	7,003.75 759.64
	TELEDYNE ISCO \$	7,763.39
ACH	YSI INCORPORATED Drierites,Filters,Quartz Chips 938561	366.30
	YSI INCORPORATED \$	366.30
ACH	ASSOC SAN BERNARDINO CNTY SPEC General Mbrshp Mtg-Inv Late Fees 0061	52.00
	ASSOC SAN BERNARDINO CNTY SPEC\$	52.00
ACH	CS-AMSCO RP1 DeZURIK Port Plug 17616 New AC01.2 Cover 17727	1,961.42 2,254.58
	CS-AMSCO \$	4,216.00
ACH	SHI INTERNATIONAL CORP Cloud Public Sftwr. Office 365 B15126608	6,844.00
	SHI INTERNATIONAL CORP \$	6,844.00
ACH	DETECTION INSTRUMENTS CORP L2 Calibration 1207-50620	225.37
	DETECTION INSTRUMENTS CORP \$	225.37
ACH	GRISWOLD INDUSTRIES RP1-16" Valve 831092	4,848.62
	GRISWOLD INDUSTRIES \$	4,848.62
ACH	GHD INC EN23002 Prof Svcs thru 4/4/22 380-0010832 EN21051 4/3-4/30 Prof Svcs 380-0012711 EN19023-11/29-4/2 Prof Svcs 380-0011450	53,377.53 6,278.40 22,429.23

Check	Payee / Description	Amount
	GHD INC	\$ 82,085.16
ACH	CSI SERVICES INC	
	EN20058-RP-1 08/16-08/19 Prof. Srvs 10802	2,660.00
	EN20058 Professional Svcs. 10708	5,320.00
	EN20058 07/2021 Professional Srvs 10751	2,280.00
	CSI SERVICES INC	\$ 10,260.00
ACH	AMAZON BUSINESS	
	Clamp Meter 13LY-F16N-C7L	512.88
	Door Gasket 1YMC-CD33-4QM	36.64
	Cable Protectors 1FTN-K3JG-GG7	146.28
	Glass Barrel Jars 1YLF-YRHM-FT1	502.68
	Shot Glasses Credit - Inv#1F7J-7MPX-C711 1WTQ-17JY-CW6	1,045.02
	Screwdrivers, Zipper Bags 1TF6-1VJ4-7MH	125.81
	Magnifying Glass 163N-64LL-KN3	18.29
	LED Work Lights 1VNF-T6QW-7DJ	344.76
	Mobile Whiteboard Credit - Inv#1QML-GJHY 1Y3Q-76Q4-CJN	77.58
	Bluetooth Speaker 1FHJ-N3MX-634	139.00
	Ledger Sheets 1WDY-D673-H7Q	108.84
	Books 1PY7-HHH4-4VN	193.47
	Dwyer Static Pressure Tip 1GCJ-XHPC-T1W	199.48
	iPhone Case, Notebook, Book, Laptop Backpac 147L-JVDQ-RYT	317.17
	Certificate Frames 1N1K-YYL7-FJF	77.48
	AMAZON BUSINESS	\$ 1,600.18
ACH	LA OPINION	
	Advertising Earth Day 107290422	1,100.00
	LA OPINION	\$ 1,100.00
ACH	CAPO PROJECTS GROUP LLC	
	RW15003.06 Jurupa Prof. Srvs. 3/29 5678	290.00
	CAPO PROJECTS GROUP LLC	\$ 290.00
ACH	THE OFFICE EXPRESS	
	HQB Ops 4/6 Lunch Meeting 1378739	228.27
	HQB Mnt 4/5 Lunch Meeting 1374665	826.90
	RP4 Mutual Aid 4/19 Lunch Meeting 1385685	988.46
	RP1 Mnt 4/28 Lunch Meeting 1394262	196.75
	HQB Collections 5/4 Breakfast Meeting 1398712	158.97
	THE OFFICE EXPRESS	\$ 2,399.35
ACH	STAPLES CONTRACT & COMMERCIAL	
	Memo Pads, Stapler 3507878615	116.65
	STAPLES CONTRACT & COMMERCIAL	\$ 116.65
ACH	CONSTRUCTION TESTING AND	
	4/22 Concrete Field Technician 00606092	468.00
	4/22 Soil Technician 00606636	690.00
	4/22-5/22 Soil Technician 00613336	3,610.00
	5/22 Soil Technician 00613412	1,372.00

Check	Payee / Description	Amount
	CONSTRUCTION TESTING AND	\$ 6,140.00
ACH	SO CALIF EDISON	
	Trnr3&4-4/29-5/30 916 Archibald Ave 8001265279 5/	68.05
	RP1StLts-5/1-5/31 34 Phila 8000340637 5/	24.18
	RP2MntLnchRm-5/1-5/31 16400 El Prado Rd 8000703247 5/	263.84
	PrdDchlStn-5/2-5/31 34 Johnson-Pine 8000932049 5/	626.82
	PrdLS-5/2-5/31 34 Johnson-Pine 8000032094 5/	77.25
	RP2MntLnchRm-5/1-5/31 16400 El Prado Rd 8005078295 5/	13,975.72
	RP1-5/1-5/31 2450 Phila St 8000389509 5/	112.98
		- - - - -
	SO CALIF EDISON	\$ 15,148.84
ACH	SO CALIF GAS	
	CCWRP/TP-5/3-6/2 14950 Telephone Ave 14959861 5/22	18.36
	TP1- 4/21-5/20 2564 Walnut St 06576432 5/22	0.09
	RP1-5/1-6/1 2450 Phila St 11336197 5/22	50.00
	RP1-5/1-6/1 2450 Phila St 5300510 5/22	86.63
	RP1Cmplx-5/2-6/1 2450 Phila St 12140888 5/22	49.21
	RP4-4/20-5/19 12811 6th St 10605111 5/22	29.95
	TP5-4/29-5/31 6075 Kimball Ave 15579076 5/22	22.90
	RP5-4/29-5/31 6075 Kimball Ave 13619305 5/22	2,946.81
	Lab-5/2-6/1 2450 Phila St 15577783 5/22	14.79
	HQA/B-4/29-5/31 6075 Kimball Ave 15729783 5/22	145.13
	MntBldg/Whs-4/21-5/20 2604 Walnut St 11726008 5/22	203.85
	RP2Dg-5/1-6/1 16400 El Prado Rd 14944655 5/22	228.10
		- - - - -
	SO CALIF GAS	\$ 3,795.82
ACH	SHELL ENERGY NORTH AMERICA LP	
	4/22 Gas Cmmdty-Core,2/22 Adj 1100002880304	5,311.01
	3/22 Gas Cmmdty-Core,1/22 Adj 1100002880303	7,944.66
		- - - - -
	SHELL ENERGY NORTH AMERICA LP	\$ 13,255.67
ACH	DAISY, CHRISTIANA	
	Reim-4/27 Breakfast for CBP Workshop-CkRe 4/27 ORD# 231	43.26
		- - - - -
	DAISY, CHRISTIANA	\$ 43.26
ACH	CONSERV CONSTRUCTION INC	
	WR21006-5/22 Prof Svcs - Lrg Lndscp Rtrf 1903	19,133.03
	WR21025-4/2022 Prof Svcs-Tune-up Program 1905	67,301.50
	WR22019/WR21019-5/2022 Prof Svcs-Smll St 1904	53,576.60
		- - - - -
	CONSERV CONSTRUCTION INC	\$ 140,011.13
ACH	AQUA BEN CORPORATION	
	RP1-18,400 lbs. Hydrofloc 750A 44408	27,359.88
	DAFT-4,600 Lbs Hydrofloc 748E 44407	6,493.02
		- - - - -
	AQUA BEN CORPORATION	\$ 33,852.90
ACH	BROWN AND CALDWELL	
	PL19005.00 2/25-4/28 Prof Svcs 12443826	69,475.45
		- - - - -
	BROWN AND CALDWELL	\$ 69,475.45
ACH	FISHER SCIENTIFIC	

Check	Payee / Description	Amount
	Trizma Pre-Set Crystals 3653404	151.12
	FISHER SCIENTIFIC \$	151.12
ACH	J G TUCKER & SON INC RP1 Sensor Ammonia 17742	1,071.61
	J G TUCKER & SON INC \$	1,071.61
ACH	WAXIE SANITARY SUPPLY Towels, Paper Towels, Hand Sanitizer 80911687	3,854.95
	WAXIE SANITARY SUPPLY \$	3,854.95
ACH	GRAINGER INC Utility Pump 9318385102	143.17
	Impact Socket Set 9321631393	263.94
	Paints 9314539652	131.95
	Caulk Guns 9319962230	44.22
	Pin & Sleeve Plugs 9316927269	865.04
	GRAINGER INC \$	1,448.32
ACH	AGILENT TECHNOLOGIES EPA Method 200.8 Standard B 123418269	64.07
	AGILENT TECHNOLOGIES \$	64.07
ACH	TRI STATE ENVIRONMENTAL UST Inspection on 02/09/22 14109	150.00
	TRI STATE ENVIRONMENTAL \$	150.00
ACH	CAROLLO ENGINEERS EN11039-4/1-4/30 Prof Svcs FB23247	117,122.00
	CAROLLO ENGINEERS \$	117,122.00
ACH	MCMaster-CARR SUPPLY CO Pipes, Tubings 77956745	426.07
	RP1-Norton 1700 Door Closer 78360843	428.18
	MCMaster-CARR SUPPLY CO \$	854.25
ACH	TELEDYNE ISCO Suction Line, Pump Tubing S020538537	2,988.99
	Temperature Sensor Wiring Assys S020537782	746.09
	Sampler Pump Tubing S020537472	1,739.09
	TELEDYNE ISCO \$	5,474.17
ACH	TOM DODSON & ASSOCIATES 4600002931 4/22 Prof Svcs IE-353 22-4	9,903.22
	TOM DODSON & ASSOCIATES \$	9,903.22
ACH	PALM AUTO DETAIL INC 5/22 Carwash Svcs f/Agency Fleet Vehicle 22599-2	2,691.25

Check	Payee / Description		Amount
	PALM AUTO DETAIL INC	\$	2,691.25
ACH	ALFA LAVAL INC		
	2 thick Knives	283754009	9,993.81
	ALFA LAVAL INC	\$	9,993.81
ACH	HACH COMPANY		
	Fiber Wiper	13039252	39.15
	Cleaning Solution	13039273	3,200.18
	Demal Kcl Solution,Orp Solution	13044911	1,254.36
	HACH COMPANY	\$	4,493.69
ACH	SHI INTERNATIONAL CORP		
	Microsoft 365 Windows CloudPublic Softwa B15234803		914.77
	SHI INTERNATIONAL CORP	\$	914.77
ACH	STANTEC CONSULTING INC		
	EN17082 3/26-4/29 Prof. Svcs	1923879	3,660.00
	STANTEC CONSULTING INC	\$	3,660.00
ACH	RSD		
	Electric Package Unit	55365967-00	7,234.15
	Control Module	55365759-00	877.05
	RSD	\$	8,111.20
ACH	PEST OPTIONS INC		
	MAY 2022 Monthly Weed Control	400274	4,098.18
	PEST OPTIONS INC	\$	4,098.18
ACH	OLIN CORP		
	TP1-4,956 Gals Sodium Hypochlorite	3000108769	4,534.74
	TP1-4,800 Gals Sodium Hypochlorite	3000109434	4,675.20
	RP4-4,828 Gals Sodium Hypochlorite	3000110483	4,417.62
	TP1-4,860 Gals Sodium Hypochlorite	3000110018	4,446.90
	TP1-4,800 Gals Sodium Hypochlorite	3000111142	4,675.20
	CCWW-4,780 Gals Sodium Hypochlorite	3000108770	4,655.72
	RP5-4,996 Gals Sodium Hypochlorite	3000109435	4,571.34
	RP5 4,246 Gals. Sodium Hypochlorite	3000111143	4,135.60
	OLIN CORP	\$	36,112.32
ACH	PFM ASSET MANAGEMENT LLC		
	3/1-3/31 Investment Portfolio Mgmt	13169466	7,486.98
	4/1-4/30 Investment Portfolio Mgmt	13208251	7,262.42
	PFM ASSET MANAGEMENT LLC	\$	14,749.40
ACH	BURLINGTON SAFETY LABORATORY		
	Retest Gloves,Blanket,Hotsticks	81694	692.04
	BURLINGTON SAFETY LABORATORY	\$	692.04
ACH	CALIFORNIA STRATEGIES LLC		

Check	Payee / Description	Amount
	5/22 Professional Services 052247	7,500.00
	CALIFORNIA STRATEGIES LLC \$	7,500.00
ACH	MEYERS NAVE 4/22 PFAS Issues 192960	10,262.50
	MEYERS NAVE \$	10,262.50
ACH	BIOTAGE LLC Lab-Collection Vessel Adapter Clamp 158383	49.16
	BIOTAGE LLC \$	49.16
ACH	GHD INC Professional Services 4/1-4/30 380-0013334	24,548.26
	GHD INC \$	24,548.26
ACH	ELECTRO-CHEMICAL DEVICES INC RP1-Elctrlyt Rfl Kt,,Hd Flw Cntrl,Mmbrn 73859	5,147.13
	ELECTRO-CHEMICAL DEVICES INC \$	5,147.13
ACH	MICROAGE Cisco IP Phone 2212471	1,767.98
	MICROAGE \$	1,767.98
ACH	CALIFORNIA WATER TECHNOLOGIES RP1-17,486.88 Lbs Ferric Chloride Soluti 41890	5,893.94
	CALIFORNIA WATER TECHNOLOGIES \$	5,893.94
ACH	D & H WATER SYSTEMS INC RP1 Acrylic Flow Meter 1-10GPM I2022-0705	547.70
	D & H WATER SYSTEMS INC \$	547.70
ACH	MANAGED MOBILE INC Repair Parts/Labor f/Veh 1902 IN00-0242855 689.26 Repair Parts/Labor F/Veh 1101 IN00-0243838 2,022.16 BIT Safety Inspection f/Veh 1203 IN00-0243298 807.39 BIT Safety Inspection f/Veh 2001 IN00-0243299 988.51 BIT Safety Inpsection f/Veh 2002 IN00-0243300 547.74 Repair Parts/Labor F/Veh 1402 IN00-0243301 284.79 Repair Parts/Labor f/ Veh 1203 IN00-0243784 624.90 Repair Parts/Labor f/Veh 0817 IN00-0242785 561.23	
	MANAGED MOBILE INC \$	6,525.98
ACH	MICHAEL BAKER INTERNATIONAL IN EN20064-11/30-6/1 Prof Svcs 1147708	3,307.50
	MICHAEL BAKER INTERNATIONAL IN\$	3,307.50
ACH	AMAZON BUSINESS Business Card Holder, Resume Folder 1NLV-9CVH-HRQ 103.38 Pocket Flashlights,Tube Assemblies 1R3C-41DT-GH6 587.25	

Check	Payee / Description	Amount
	Label Maker Kit,iPhone Case,Charger	19YH-6NQL-TM9 482.24
	Lithium Batteries	1PXC-4RX4-6TK 49.54
	Solar Charger Power Bank	1X9X-KVDN-MK4 73.24
	P-Touch Tapes,Laminate Label Printer	1CNX-DWLX-7PN 405.78
	AMAZON BUSINESS	\$ 1,701.43
ACH	SHAW HR CONSULTING INC	
	Raymond Reyes /Prof. Servs 003389	2,950.00
	SHAW HR CONSULTING INC	\$ 2,950.00
ACH	TRANSENE COMPANY INC	
	Yellow/Blue Buffer Solution 205234	480.67
	TRANSENE COMPANY INC	\$ 480.67
ACH	SOLARWINDS INC	
	6/22-6/23 SolarWinds IP Address Manager IN562735	1,079.00
	SOLARWINDS INC	\$ 1,079.00
ACH	VIDEO SERVICES	
	EN17110 RP4 Neuros Blowers Field Trainin 00215	525.00
	VIDEO SERVICES	\$ 525.00
ACH	HYAS GROUP LLC	
	FinAdm-2Q22 Invetment Consulting Service 5018	7,500.00
	HYAS GROUP LLC	\$ 7,500.00
ACH	STAPLES CONTRACT & COMMERCIAL	
	Cable Tape,Pens,Clipboard,Post-It Notes 3504990939	66.73
	File Pockets 3508380339	87.81
	STAPLES CONTRACT & COMMERCIAL \$	154.54
ACH	INLAND EMPIRE WINDUSTRIAL CO	
	CCWTPMnt-Solder Credit - Not Ordered or 039365-02	42.76-
	Adapters 040253 01	79.99
	RP5Mnt-Rblt PRV Valve,Rblt Assy 039889 01	14,568.31
	CCWTPMnt-Hrd Cppr Tubng,Unions,Tees,Elbo 039365 01	1,989.92
	RP1Mnt-Dezurik Plug Valve 040513 01	804.96
	Inv-Nipples 040501 01	18.58
	Inv-Hrd Cppr Tubng,Unions,Tees,Elbows.Ni 040396 01	618.19
	CCWRPMnt-Adapter 040253 02	20.00
	RP1Mnt-Slip-On Flanges 040472 01	504.12
	RP1Mnt-Pipes,Nipples,Union 040453 01	890.05
	Inv-Nipples 040396 02	25.12
	INLAND EMPIRE WINDUSTRIAL CO \$	19,476.48
ACH	MULTIVISTA	
	EN19001-5/22 Professional Services 1831	12,593.70
	MULTIVISTA	\$ 12,593.70
ACH	LIBERTY LANDSCAPING INC	

Check	Payee / Description	Amount
	Replace Malfunction Rainbird Valve 107585	390.63
	Repair Broken Mainline 107583	448.09
	LIBERTY LANDSCAPING INC \$	838.72
ACH	ACT, A DIVISION OF CCI CHEMICA	
	5/22 Wtr Treatment Svc f/RP5,RP2,RP1,CCW 0392891-IN	690.00
	ACT, A DIVISION OF CCI CHEMICA\$	690.00
ACH	SAN BERNARDINO COUNTY	
	5/1/22-4/30/23 Mountain N/O 8th Wtr Pipe 2576-MAY22	1,000.00
	SAN BERNARDINO COUNTY \$	1,000.00
ACH	ANGELES CONTRACTOR INC	
	RP1Mnt-Rplc Door Cloures & Smoke Seals 2264I-1F	25,118.90
	RP1Mnt-Rplc Door Cloures & Smoke Seals 2264I1-1F	1,298.13
	ANGELES CONTRACTOR INC \$	26,417.03
ACH	SO CALIF EDISON	
	RP1/RP5/8thStBsn-4/1-5/2 8865 Kimball/11 0389324092 4/	36.83-
	RP1-4/6-5/5 2450 Phila St 8000032453 4/	204,594.28
	RP1/RP5/8thStBsn-5/3-6/1 8865 Kimball/11 0389324092 5/	77.24
	RP5/TP5/HQA/B-5/2-5/31 6075 Kimball Ave 8002326317 5/	172,865.26
	DclzBsn-5/4-6/2 13978 Phila 8002283946 5/	97.15
	SO CALIF EDISON \$	377,597.10
ACH	IEUA EMPLOYEES' ASSOCIATION	
	P/R 12 6/17/22 Employee Ded HR 0106200	180.00
	IEUA EMPLOYEES' ASSOCIATION \$	180.00
ACH	IEUA SUPERVISORS UNION ASSOCIA	
	P/R 12 6/17/22 Employee Ded HR 0106200	330.00
	IEUA SUPERVISORS UNION ASSOCIA\$	330.00
ACH	IEUA GENERAL EMPLOYEES ASSOCIA	
	P/R 12 6/17/22 Employee Ded HR 0106200	944.10
	IEUA GENERAL EMPLOYEES ASSOCIA\$	944.10
ACH	INLAND EMPIRE UNITED WAY	
	P/R 12 6/17/22 Employee Ded HR 0106200	21.00
	INLAND EMPIRE UNITED WAY \$	21.00
ACH	IEUA PROFESSIONAL EMPLOYEES AS	
	P/R 12 6/17/22 Employee Ded HR 0106200	672.00
	IEUA PROFESSIONAL EMPLOYEES AS\$	672.00
ACH	WEX HEALTH INC	
	P/R 12 6/17/22 Cafeteria Plan HR 0106200	4,634.53
	WEX HEALTH INC \$	4,634.53

Check Payee / Description	Amount
---------------------------	--------

ACH	CITY EMPLOYEES ASSOCIATES P/R 12 6/17/22 Employee Ded	HR	0106200	373.50
				- - - - -
	CITY EMPLOYEES ASSOCIATES		\$	373.50
ACH	GARCIA, CHRISTOPHER Reim-6/7 Rfrshmnts Regionl Wtr Use Efficn CKREQ#2739-RE			18.67
				- - - - -
	GARCIA, CHRISTOPHER		\$	18.67
ACH	AQUA BEN CORPORATION 2300 Lbs Hydrofloc 748A	44346		6,493.02
	RP5-11,500 Lbs Hydrofloc 748E	44174		16,232.54
				- - - - -
	AQUA BEN CORPORATION		\$	22,725.56
ACH	FISHER SCIENTIFIC Eppendorf Pipette Tips	6528246		161.24
	Radiometer pH Electrode	2835402		751.80
	Lab-Syringe Filters, Hexadecane, Sodium Po	2791407		5,668.89
	Sodium Salicylate Crystal, Filter Caps, Vi	2882243		965.74
	Chlorite, Mercury	2928780		171.87
				- - - - -
	FISHER SCIENTIFIC		\$	7,719.54
ACH	UNIVAR SOLUTIONS USA INC RP5-5,960 Lbs Sodium Bisulfite	50207581		2,470.37
	TP1-12,340 Lbs Sodium Bisulfite	50214244		4,959.54
	CCWRP-6,457 Lbs Sodium Bisulfite	50160299		2,595.32
	TP1-12,298 Lbs Sodium Bisulfite	50153187		4,942.56
	TP1-12,449 Lbs Sodium Bisulfite	50112299		5,003.22
	RP5-6,458 Lbs Sodium Bisulfite	50160298		2,670.32
	RP5-6,150 Lbs Sodium Bisulfite	50266366		2,471.73
	CCWRP-6,150 Lbs Sodium Bisulfite	50252550		2,546.73
	CCWRP-5,960 Lbs Sodium Bisulfite	50207580		2,395.37
				- - - - -
	UNIVAR SOLUTIONS USA INC		\$	30,055.16
ACH	GRAINGER INC Link Air Filters	9321920457		94.95
				- - - - -
	GRAINGER INC		\$	94.95
ACH	THATCHER COMPANY OF CALIFORNIA RP4-45,240 Lbs Aluminum Sulfate	2022250102745		4,967.35
	TP1-45,260 Lbs Aluminum Sulfate	2022250103237		4,959.36
	RP1-45,120 Lbs Aluminum Sulfate	2022250103697		4,954.18
	TP1-45,160 Lbs Aluminum Sulfate	2022250103221		4,958.57
				- - - - -
	THATCHER COMPANY OF CALIFORNIA		\$	19,839.46
ACH	ASSOC SAN BERNARDINO CNTY SPEC Agency Wide Membership 2022	2022 MEMBERSH		375.00
				- - - - -
	ASSOC SAN BERNARDINO CNTY SPEC		\$	375.00
ACH	ALLIED UNIVERSAL SECURITY SERV Dec. 2021 Patrol Service	11996372		11,772.64

Check	Payee / Description	Amount
	ALLIED UNIVERSAL SECURITY SERV\$	11,772.64
ACH	GHD INC EN21051 3/5-4/2 Prof Svcs 380-0011511	11,334.27
	GHD INC \$	11,334.27
ACH	V3IT CONSULTING INC SAP BASIS March 2022 Support V3IT2022IEUA0	6,184.00
	SAP BASIS January 2022 Support V3IT2022IEUA0	6,184.00
	V3IT CONSULTING INC \$	12,368.00
ACH	GILLIS + PANICHAPAN ARCHITECTS FM2005.03 Prof Svcs 108240J	7,810.10
	FM21005.01 4/1-/4/30 Prof Svcs 108239J	2,010.00
	GILLIS + PANICHAPAN ARCHITECTS\$	9,820.10
ACH	BUCKNAM INFRASTRUCTURE GROUP I EN22027 Parking Lot Study 358-05 358-05.02	3,558.75
	BUCKNAM INFRASTRUCTURE GROUP I\$	3,558.75
ACH	BUSINESS TRAINING WORKS INC 3 Web-Based Training course 6708	5,250.00
	2 Web-Based Training course 6819	3,500.00
	Web-Based Training Course 6723	6,000.00
	Web-Based Training Course 6724	6,000.00
	BUSINESS TRAINING WORKS INC \$	20,750.00
ACH	SO CALIF EDISON RP4-5/6-6/6 12811 6th St 8000598564 5/	425.58
	HckryDm-5/9-6/7 13400 Whittram Ave 8000257085 5/	214.93
	JrpBsn-5/9-6/7 13450 Jurupa 8000401711 5/	745.27
	ElyBsn-5/9-6/7 1665 Phila Ave 8000057558 5/	79.21
	BnaBsn-5/9-6/7 14017 Whittram Ped 8004504662 5/	61.60
	OntLS-5/5-6/5 2525 Riverside Dr 8001610323 5/	40.72
	ZnRsvr-5/6-6/6 12749 6th St 8002740158 5/	280.70
	Phills-5/9-6/7 1818 Phila St 8000031143 5/	9,205.50
	SO CALIF EDISON \$	11,053.51
ACH	AQUA BEN CORPORATION DAFT 4,600 Lbs. Hydrofloc 748E 44434	6,493.02
	2300 Lbs Hydrofloc 748e 43960	6,493.02
	RP1-18,400 Lbs Hydrofloc 750A 44437	27,359.88
	RP1-18,400 lbs. Hydrofloc 750A 44435	27,359.88
	RP2-27,600 Lbs Hydrofloc 748E 44521	38,958.09
	DAFT-4,600 Gals Hydrofloc 748E 44523	6,493.02
	RP1-18,400 Gals Hydrofloc 750A 44524	27,359.88
	RP1-2300 Lbs Hydrofloc 750A 43737	27,359.88
	AQUA BEN CORPORATION \$	167,876.67
ACH	CHARLES P CROWLEY CO Gas Mastrrrr Non-Vacuum Liquid Feed 29697	32,656.96

Check	Payee / Description	Amount
	CHARLES P CROWLEY CO \$	32,656.96
ACH	FISHER SCIENTIFIC	
	Buffer 2328349	273.56
	Incubator 1632979	4,026.59
	FISHER SCIENTIFIC \$	4,300.15
ACH	J G TUCKER & SON INC	
	RP1Mnt-Cylinders-Hydrn Sulfide,Zero Air 17673	344.62
	J G TUCKER & SON INC \$	344.62
ACH	PATTON SALES CORP	
	Alum. Bar Round tube, Logo Disk 4421694	202.38
	PATTON SALES CORP \$	202.38
ACH	UNIVAR SOLUTIONS USA INC	
	TP1-12,410 Lbs Sodium Bisulfite 50270234	4,987.67
	UNIVAR SOLUTIONS USA INC \$	4,987.67
ACH	PETE'S ROAD SERVICE	
	New Tire f/Veh 1301 588814-00	415.82
	PETE'S ROAD SERVICE \$	415.82
ACH	GRAINGER INC	
	Motorized Cavity Pumps 9325019546	4,025.37
	Link Air Filters 9320507677	94.95
	Cover Hooks 9322998072	389.65
	Half Mask Respirators,Paint Trays 9325019553	236.42
	Black Safetytoe Boot 9325106665	42.48
	Purple Spray Paint 9324971556	203.87
	GRAINGER INC \$	4,992.74
ACH	ACCUSTANDARD INC	
	Trichloropropane,Performance Check Std M 961659	591.84
	ACCUSTANDARD INC \$	591.84
ACH	TRI STATE ENVIRONMENTAL	
	4/6/22 UST Inspection 14469	150.00
	TRI STATE ENVIRONMENTAL \$	150.00
ACH	MIDPOINT BEARING	
	7300015 MAD 96574237	501.43
	MIDPOINT BEARING \$	501.43
ACH	KENNEDY/JENKS CONSULTANTS INC	
	EN22055.02 Prof Svcs 2/7-4/1 154348	5,025.00
	KENNEDY/JENKS CONSULTANTS INC \$	5,025.00

Check	Payee / Description	Amount
ACH	PARSONS WATER & INFRASTRUCTURE EN19001,EN19006 3/26-4/29 Prof Svcs 2205A205	340,677.65
	PARSONS WATER & INFRASTRUCTURE\$	340,677.65
ACH	CS-AMSCO 4 Dezurik Valve Plug 17800	5,754.45
	CS-AMSCO \$	5,754.45
ACH	SWRCB ACCOUNTING OFFICE *SRF Rpymt #2A C068235-120-Princ/Int 8235-120-A-22	59,993.85
	*SRF Rpymt #2B C068235-120-Princ/Int 8235-120-B-22	31,286.48
	SWRCB ACCOUNTING OFFICE \$	91,280.33
ACH	RSD Auto Blade Fuse,Circuit Breakers 55366230-00	69.06
	RSD \$	69.06
ACH	DETECTION INSTRUMENTS CORP L2 Calibration 2450-52222	131.07
	DETECTION INSTRUMENTS CORP \$	131.07
ACH	GEI CONSULTANTS INC PL19005-3/26-4/29 Prof Svcs 3110501	39,239.50
	GEI CONSULTANTS INC \$	39,239.50
ACH	OLIN CORP Balance f/Outstanding Invoices Dated Thr BAL THRU 3/31	48,830.16
	OLIN CORP \$	48,830.16
ACH	OLIN CORP CCWW 3,878 Sodium Hypochlorite 3000113193	3,777.17
	RP5-4,820 Gals Sodium Hypochlorite 3000112178	4,410.30
	CCWRP-4,850 Gals Sodium Hypochlorite 3000111686	4,437.75
	TP1-4,732 Gals Sodium Hypochlorite 3000113572	4,608.97
	TP1-4,822 Gals Sodium Hypochlorite 3000111687	4,412.13
	TP1-4,992 Gals Sodium Hypochlorite 3000112179	4,567.68
	TP1-4,810 Gals Sodium Hypochlorite 3000112177	4,401.15
	TP1-4,430 Gals Sodium Hypochlorite 3000113471	4,314.82
	OLIN CORP \$	34,929.97
ACH	ALLIED UNIVERSAL SECURITY SERV RP1 March Monthly Patrol Srvc 12572504	6,163.18
	ALLIED UNIVERSAL SECURITY SERV\$	6,163.18
ACH	SNAP GRAPHICS & DESIGN 58 Sweatshirts & 58 T-Shirts 14694	2,557.99
	550 Youth Twill Cap, 150 Twill Cap 14721	6,034.00
	SNAP GRAPHICS & DESIGN \$	8,591.99

Check	Payee / Description	Amount
ACH	TRICO CORPORATION SVCAS/Services - Assessment 203418	5,387.50
	TRICO CORPORATION \$	5,387.50
ACH	ENVIRONMENTAL SCIENCE ASSOCIAT D202000275.08 4/22 Prof Svcs 174588	600.00
	ENVIRONMENTAL SCIENCE ASSOCIAT\$	600.00
ACH	POWER ENGINEERING SERVICES INC EN22040 4/24-5/21 Prof Svcs 11594	4,625.00
	POWER ENGINEERING SERVICES INC\$	4,625.00
ACH	CALIFORNIA WATER TECHNOLOGIES RP2-17,163.92 lbs Ferric Chloride Soluti 41948	5,785.09
	RP1-17,095 lbs Ferric Chloride Solution 41929	5,761.91
	18,510.66 Lbs Ferric Chloride Solution 41916	6,239.00
	CALIFORNIA WATER TECHNOLOGIES \$	17,786.00
ACH	EVOQUA WATER TECHNOLOGIES LLC Worm Gear W/Tapped Holes 905379095	21,017.69
	EVOQUA WATER TECHNOLOGIES LLC \$	21,017.69
ACH	PRIORITY BUILDING SERVICES LLC HQA-Covid Disinfecting 83615	400.00
	PRIORITY BUILDING SERVICES LLC\$	400.00
ACH	FLOW N CONTROL INC Replacement Pump 205788	3,374.73
	FLOW N CONTROL INC \$	3,374.73
ACH	MICHAEL BAKER INTERNATIONAL IN EN19027 4/4-5/1 Prof Svcs 1148585	5,624.00
	MICHAEL BAKER INTERNATIONAL IN\$	5,624.00
ACH	AMAZON BUSINESS Rodenticide Nuggets 1FL7-F41N-JGN	31.11
	Address Labels 1FL7-F41N-6FL	42.36
	AMAZON BUSINESS \$	73.47
ACH	REDWOOD ENERGY STORAGE LLC 3/22 RP1/RP5/CCWRP Energy Storage System 1021	10,458.33
	REDWOOD ENERGY STORAGE LLC \$	10,458.33
ACH	REDWOOD ENERGY STORAGE II LLC 3/22 RP4 Energy Storage System Mgmt 2021	27,708.33
	REDWOOD ENERGY STORAGE II LLC \$	27,708.33
ACH	US ENVIRONMENTAL PROTECTION AG	

Check	Payee / Description	Amount
	WIFIA Loan N20111CA-FEE02 Credit Process N20111CA-FEE0	32,335.00
	WIFIA Loan N20111CA-FEE02 Setup & Servic N20111CA-FEE0	24,280.00
		- - - - -
	US ENVIRONMENTAL PROTECTION AG\$	56,615.00
ACH	STAPLES CONTRACT & COMMERCIAL	
	Business Cards-Don Hamlett 3507878116	25.30
	Business Cards-Elizabeth Hurst 3505944103	29.52
	Pens,2in Tabs 3509031633	39.33
	Post-its,Wite-Out,Tape,Sharpie,Gel Pens, 3509031632	64.56
	Business Cards-Annie Wu 3509031630	26.91
	Business Cards-Julianne Frabizio 3508380338	25.30
	Business Cards-Lisa Dye 3507878117	26.91
		- - - - -
	STAPLES CONTRACT & COMMERCIAL \$	237.83
ACH	STUART ANDREW MORRISON	
	Training on 04/19/22 2204-4	4,500.00
		- - - - -
	STUART ANDREW MORRISON \$	4,500.00
ACH	SO CALIF EDISON	
	MntclLS-5/11-6/9 34 Palmetto-Phila 8000031789 5/	2,880.47
	RP4/TP4/RCA-5/6-6/6 12811 6th St 8000036690 5/	257,449.89
		- - - - -
	SO CALIF EDISON \$	260,330.36
ACH	LENING, SCOTT	
	Reim 1/11 Expense Rpt-Lening,S 1/11 EXP RPT-	366.41
		- - - - -
	LENING, SCOTT \$	366.41
ACH	GENESIS CONSTRUCTION	
	EN17110.03-5/22 Pay Est 22 PE 22-EN17110	19,866.50
		- - - - -
	GENESIS CONSTRUCTION \$	19,866.50
ACH	W A RASIC CONSTRUCTION CO INC	
	EN21044-5/22 Pay Est 5 PE 5-EN21044	6,615.57
	EN20041-5/22 Pay Est 9 PE 9-EN20041	19,879.71
		- - - - -
	W A RASIC CONSTRUCTION CO INC \$	26,495.28
ACH	W M LYLES COMPANY	
	EN18006-5/22 Pay Est 22 PE 22-EN18006	62,789.71
		- - - - -
	W M LYLES COMPANY \$	62,789.71
ACH	MNR CONSTRUCTION INC	
	RW15003.06-5/22 Pay Est 10 PE 10-RW15003	330,889.13
		- - - - -
	MNR CONSTRUCTION INC \$	330,889.13
ACH	FRESNO FIRST BANK	
	EN18006-5/22 Pay Est 22 PE 22-EN18006	3,304.72
		- - - - -
	FRESNO FIRST BANK \$	3,304.72
ACH	FERREIRA COASTAL CONSTRUCTION	

Check	Payee / Description	Amount
	RW15004-5/22 Pay Est 16 PE 16-RW15004	16,917.90
	FERREIRA COASTAL CONSTRUCTION \$	16,917.90
ACH	BANNER BANK	
	EN17110.03-5/22 Pay Est 22 PE 22-EN17110	1,045.60
	BANNER BANK \$	1,045.60
ACH	METRO BUILDERS & ENGINEERS GRP	
	RW15003.05-5/22 Pay Est 8 PE 8-RW15003.	27,953.85
	METRO BUILDERS & ENGINEERS GRP\$	27,953.85
ACH	ROYAL INDUSTRIAL SOLUTIONS	
	AC Volt Relay 6441-1052139	599.79
	Omron Fan 6441-1050412	74.85
	Time Delay Fuses 6441-1050917	1,156.66
	Omron Fan 6441-1051644	74.85
	4/4-4/8 Plantpax System Design&Config Cl 6441-1054103	9,277.28
	Elbows,Couplings,Wires 6441-1051500	4,438.71
	4/11-4/15 Plantpax System Design&Config 6441-1054513	9,363.38
	ROYAL INDUSTRIAL SOLUTIONS \$	24,985.52
ACH	CAROLLO ENGINEERS	
	IEUA Recycled Water System Cost of Servi FB23362	3,553.00
	EN24001,EN24002 Prof Svcs FB21285	167,577.10
	CAROLLO ENGINEERS \$	171,130.10
ACH	INDUSTRIAL SUPPLY CO	
	Perna Coil Mid Insert 6536	8.05
	3/8 Cable 5451	221.97
	Drill Bits 5618	254.11
	Screwdriver,Bolts 5626	43.56
	INDUSTRIAL SUPPLY CO \$	527.69
ACH	CHINO BASIN DESALTER AUTHORITY	
	3/22 USBR GAC Trtmnt Fclty-Inv#5 R20AP00 639	286,668.67
	4/21-6/21 USBR GAC Trtmnt Fclty-Inv#2 R2 615	31,249.35
	7/21-9/21 USBR GAC Trtmnt Fclty-Inv#3 R2 637	22,052.00
	10/21-2/22 USBR GAC Trtmnt Fclty-Inv#4 R 638	268,847.52
	CHINO BASIN DESALTER AUTHORITY\$	608,817.54
ACH	INSIDE PLANTS INC	
	FcltyMgt/Lab-5/22 Indoor Plant Care 89288	673.50
	INSIDE PLANTS INC \$	673.50
ACH	STANTEC CONSULTING INC	
	EN17082 10/30-11/26/21 Prof Svcs 1868509	1,073.90
	STANTEC CONSULTING INC \$	1,073.90
ACH	NATIONAL CONSTRUCTION RENTALS	
	5/4-6/1 GWR Potty/Sink Rental 6543430	172.40

Check Payee / Description		Amount
NATIONAL CONSTRUCTION RENTALS \$		172.40
ACH	EVOQUA WATER TECHNOLOGIES LLC Worm Gear Double Thread 905379097	3,629.93
EVOQUA WATER TECHNOLOGIES LLC \$		3,629.93
ACH	GILLIS + PANICHAPAN ARCHITECTS EN13016.05 Prof Svcs 108241J	6,681.80
GILLIS + PANICHAPAN ARCHITECTS\$		6,681.80
ACH	KRD MANAGEMENT CONSULTING LLC EE&CM-12/1-4/30 Prof Svcs 4 4600002730	20,650.00
KRD MANAGEMENT CONSULTING LLC \$		20,650.00
ACH	COMPLETE PAPERLESS SOLUTIONS L Workflow Design 3524	7,150.00
COMPLETE PAPERLESS SOLUTIONS L\$		7,150.00
ACH	ADAM'S FALCONRY SERVICE LLC 4/17-4/30 Bird Control Services 16808	2,080.00
	4/3/22-4/15/22 Bird Control Services 16766	3,640.00
ADAM'S FALCONRY SERVICE LLC \$		5,720.00
ACH	MCCARRON & COMPANY 05/03 Prof. Serv. 2095	700.00
	04/22 Prof. Services 2083	1,090.00
MCCARRON & COMPANY \$		1,790.00
ACH	SO CALIF EDISON BrksRWTrnOt-3/17-4/17 4349 Orchard St 8002166155 4/	28.84-
	SBLfStn-5/17-6/15 13707 San Bernardino A 8003058251 6/	2,821.05
	MWDTrnt15T-5/17-6/15 12100 Banyan St 8004147332 6/	37.59
	BrksRWTrnOt-5/17-6/15 4349 Orchard St 8002166155 6/	30.67
	MntclBsn-5/16-6/14 4700 San Jose 8000092569 5/	58.89
	BrksStBsn-5/16-6/14 10661 Silicon Ped 8000094378 5/	70.01
	BrksRWTrnOt-4/18-5/16 4349 Orchard St 8002166155 5/	27.10
	CllgHgts/LwrDy/RP3Bsn/TrnrBsn1-5/2-5/31 0297941406 5/	266.67
SO CALIF EDISON \$		3,283.14
ACH	LEVEL 3 COMMUNICATIONS LLC 6/2022 993-1600 993-1600 6/22	1,616.54
LEVEL 3 COMMUNICATIONS LLC \$		1,616.54
ACH	BREIG, ANNA Reim Monthly Health Prem HEALTH PREM	153.53
BREIG, ANNA \$		153.53
ACH	ESTRADA, JIMMIE J Reim Monthly Health Prem HEALTH PREM	456.06

Check	Payee / Description	Amount
	ESTRADA, JIMMIE J \$	456.06
ACH	HORNE, WILLIAM Reim Monthly Health Prem HEALTH PREM	456.06
	HORNE, WILLIAM \$	456.06
ACH	LICHTI, ALICE Reim Monthly Health Prem HEALTH PREM	153.53
	LICHTI, ALICE \$	153.53
ACH	NOWAK, THEO T Reim Monthly Health Prem HEALTH PREM	442.04
	NOWAK, THEO T \$	442.04
ACH	DYKSTRA, BETTY Reim Monthly Health Prem HEALTH PREM	153.53
	DYKSTRA, BETTY \$	153.53
ACH	MUELLER, CAROLYN Reim Monthly Health Prem HEALTH PREM	153.53
	MUELLER, CAROLYN \$	153.53
ACH	CANADA, ANGELA Reim Monthly Health Prem HEALTH PREM	153.53
	CANADA, ANGELA \$	153.53
ACH	CUPERSMITH, LEIZAR Reim Monthly Health Prem HEALTH PREM	153.53
	CUPERSMITH, LEIZAR \$	153.53
ACH	DELGADO-ORAMAS JR, JOSE Reim Monthly Health Prem HEALTH PREM	302.53
	DELGADO-ORAMAS JR, JOSE \$	302.53
ACH	GRANGER, BRANDON Reim Monthly Health Prem HEALTH PREM	147.76
	GRANGER, BRANDON \$	147.76
ACH	GADDY, CHARLES L Reim Monthly Health Prem HEALTH PREM	147.76
	GADDY, CHARLES L \$	147.76
ACH	WEBB, DANNY C Reim Monthly Health Prem HEALTH PREM	149.00
	WEBB, DANNY C \$	149.00
ACH	HUMPHREYS, DEBORAH E	

Check	Payee / Description	Amount
	Reim Monthly Health Prem HEALTH PREM	151.27
	HUMPHREYS, DEBORAH E \$	151.27
ACH	MOUAT, FREDERICK W Reim Monthly Health Prem HEALTH PREM	151.27
	MOUAT, FREDERICK W \$	151.27
ACH	MORGAN, GARTH W Reim Monthly Health Prem HEALTH PREM	149.00
	MORGAN, GARTH W \$	149.00
ACH	ALLINGHAM, JACK Reim Monthly Health Prem HEALTH PREM	2.27
	ALLINGHAM, JACK \$	2.27
ACH	MAZUR, JOHN Reim Monthly Health Prem HEALTH PREM	511.16
	MAZUR, JOHN \$	511.16
ACH	HAMILTON, MARIA Reim Monthly Health Prem HEALTH PREM	149.00
	HAMILTON, MARIA \$	149.00
ACH	RAMOS, CAROL Reim Monthly Health Prem HEALTH PREM	2.27
	RAMOS, CAROL \$	2.27
ACH	FISHER, JAY Reim Monthly Health Prem HEALTH PREM	149.00
	FISHER, JAY \$	149.00
ACH	KING, PATRICK Reim Monthly Health Prem HEALTH PREM	2.27
	KING, PATRICK \$	2.27
ACH	DIETZ, JUDY Reim Monthly Health Prem HEALTH PREM	149.00
	DIETZ, JUDY \$	149.00
ACH	MONZAVI, TAGHI Reim Monthly Health Prem HEALTH PREM	2.27
	MONZAVI, TAGHI \$	2.27
ACH	PETERSEN, KENNETH Reim Monthly Health Prem HEALTH PREM	153.53
	PETERSEN, KENNETH \$	153.53

Check	Payee / Description	Amount
ACH	TRAUTERMAN, HELEN Reim Monthly Health Prem	HEALTH PREM 153.53
	TRAUTERMAN, HELEN	\$ 153.53
ACH	TIEGS, KATHLEEN Reim Monthly Health Prem	HEALTH PREM 456.06
	TIEGS, KATHLEEN	\$ 456.06
ACH	DIGGS, GEORGE Reim Monthly Health Prem	HEALTH PREM 456.06
	DIGGS, GEORGE	\$ 456.06
ACH	HAYES, KENNETH Reim Monthly Health Prem	HEALTH PREM 456.06
	HAYES, KENNETH	\$ 456.06
ACH	RODRIGUEZ, LOUIS Reim Monthly Health Prem	HEALTH PREM 151.27
	RODRIGUEZ, LOUIS	\$ 151.27
ACH	VARBEL, VAN Reim Monthly Health Prem	HEALTH PREM 302.53
	VARBEL, VAN	\$ 302.53
ACH	CLIFTON, NEIL Reim Monthly Health Prem	HEALTH PREM 302.53
	CLIFTON, NEIL	\$ 302.53
ACH	WELLMAN, JOHN THOMAS Reim Monthly Health Prem	HEALTH PREM 302.53
	WELLMAN, JOHN THOMAS	\$ 302.53
ACH	TROXEL, WYATT Reim Monthly Health Prem	HEALTH PREM 153.53
	TROXEL, WYATT	\$ 153.53
ACH	CORLEY, WILLIAM Reim Monthly Health Prem	HEALTH PREM 302.53
	CORLEY, WILLIAM	\$ 302.53
ACH	LESNIAKOWSKI, NORBERT Reim Monthly Health Prem	HEALTH PREM 146.52
	LESNIAKOWSKI, NORBERT	\$ 146.52
ACH	VER STEEG, ALLEN J Reim Monthly Health Prem	HEALTH PREM 147.76
	VER STEEG, ALLEN J	\$ 147.76

Check	Payee / Description	Amount
ACH	HACKNEY, GARY Reim Monthly Health Prem	HEALTH PREM 511.16
	HACKNEY, GARY	\$ 511.16
ACH	TOL, HAROLD Reim Monthly Health Prem	HEALTH PREM 153.53
	TOL, HAROLD	\$ 153.53
ACH	BANKSTON, GARY Reim Monthly Health Prem	HEALTH PREM 153.53
	BANKSTON, GARY	\$ 153.53
ACH	ATWATER, RICHARD Reim Monthly Health Prem	HEALTH PREM 149.00
	ATWATER, RICHARD	\$ 149.00
ACH	FIESTA, PATRICIA Reim Monthly Health Prem	HEALTH PREM 302.53
	FIESTA, PATRICIA	\$ 302.53
ACH	CARAZA, TERESA Reim Monthly Health Prem	HEALTH PREM 2.27
	CARAZA, TERESA	\$ 2.27
ACH	ANDERSON, JOHN L Reim Monthly Health Prem	HEALTH PREM 456.06
	ANDERSON, JOHN L	\$ 456.06
ACH	SANTA CRUZ, JACQUELYN Reim Monthly Health Prem	HEALTH PREM 727.09
	SANTA CRUZ, JACQUELYN	\$ 727.09
ACH	HECK, ROSELYN Reim Monthly Health Prem	HEALTH PREM 2.27
	HECK, ROSELYN	\$ 2.27
ACH	SOPICKI, LEO Reim Monthly Health Prem	HEALTH PREM 295.52
	SOPICKI, LEO	\$ 295.52
ACH	GOSE, ROSEMARY Reim Monthly Health Prem	HEALTH PREM 149.00
	GOSE, ROSEMARY	\$ 149.00
ACH	KEHL, BARRETT Reim Monthly Health Prem	HEALTH PREM 149.00

Check	Payee / Description	Amount
	KEHL, BARRETT \$	149.00
ACH	RITCHIE, JANN Reim Monthly Health Prem HEALTH PREM	149.00
	RITCHIE, JANN \$	149.00
ACH	LONG, ROCKWELL DEE Reim Monthly Health Prem HEALTH PREM	362.16
	LONG, ROCKWELL DEE \$	362.16
ACH	FATTAHI, MIR Reim Monthly Health Prem HEALTH PREM	149.00
	FATTAHI, MIR \$	149.00
ACH	VERGARA, FLORENTINO Reim Monthly Health Prem HEALTH PREM	302.53
	VERGARA, FLORENTINO \$	302.53
ACH	WALL, DAVID Reim Monthly Health Prem HEALTH PREM	359.89
	WALL, DAVID \$	359.89
ACH	CHUNG, MICHAEL Reim Monthly Health Prem HEALTH PREM	151.27
	CHUNG, MICHAEL \$	151.27
ACH	ADAMS, PAMELA Reim Monthly Health Prem HEALTH PREM	2.27
	ADAMS, PAMELA \$	2.27
ACH	BLASINGAME, MARY Reim Monthly Health Prem HEALTH PREM	570.78
	BLASINGAME, MARY \$	570.78
ACH	ANDERSON, KENNETH Reim Monthly Health Prem HEALTH PREM	151.27
	ANDERSON, KENNETH \$	151.27
ACH	MOE, JAMES Reim Monthly Health Prem HEALTH PREM	2.27
	MOE, JAMES \$	2.27
ACH	POLACEK, KEVIN Reim Monthly Health Prem HEALTH PREM	719.78
	POLACEK, KEVIN \$	719.78
ACH	ELROD, SONDR Reim Monthly Health Prem HEALTH PREM	151.27

Check	Payee / Description	Amount
	ELROD, SONDR	\$ 151.27
ACH	FRAZIER, JACK Reim Monthly Health Prem	HEALTH PREM 2.27
	FRAZIER, JACK	\$ 2.27
ACH	HOAK, JAMES Reim Monthly Health Prem	HEALTH PREM 149.00
	HOAK, JAMES	\$ 149.00
ACH	DEZHAM, PARIVASH Reim Monthly Health Prem	HEALTH PREM 2.27
	DEZHAM, PARIVASH	\$ 2.27
ACH	FOLEY III, DANIEL J. Reim Monthly Health Prem	HEALTH PREM 210.89
	FOLEY III, DANIEL J.	\$ 210.89
ACH	CLEVELAND, JAMES Reim Monthly Health Prem	HEALTH PREM 149.00
	CLEVELAND, JAMES	\$ 149.00
ACH	LANGNER, CAMERON Reim Monthly Health Prem	HEALTH PREM 430.80
	LANGNER, CAMERON	\$ 430.80
ACH	HAMILTON, LEANNE Reim Monthly Health Prem	HEALTH PREM 2.27
	HAMILTON, LEANNE	\$ 2.27
ACH	HOOSHMAND, RAY Reim Monthly Health Prem	HEALTH PREM 149.00
	HOOSHMAND, RAY	\$ 149.00
ACH	SCHLAPKOHL, JACK Reim Monthly Health Prem	HEALTH PREM 149.00
	SCHLAPKOHL, JACK	\$ 149.00
ACH	POOLE, PHILLIP Reim Monthly Health Prem	HEALTH PREM 210.89
	POOLE, PHILLIP	\$ 210.89
ACH	ADAMS, BARBARA Reim Monthly Health Prem	HEALTH PREM 147.76
	ADAMS, BARBARA	\$ 147.76
ACH	RUESCH, GENECE	

Check	Payee / Description	Amount
	Reim Monthly Health Prem	HEALTH PREM 153.53
	RUESCH, GENECE	\$ 153.53
ACH	VANDERPOOL, LARRY	
	Reim Monthly Health Prem	HEALTH PREM 568.24
	VANDERPOOL, LARRY	\$ 568.24
ACH	AMBROSE, JEFFREY	
	Reim Monthly Health Prem	HEALTH PREM 302.53
	AMBROSE, JEFFREY	\$ 302.53
ACH	MERRILL, DIANE	
	Reim Monthly Health Prem	HEALTH PREM 569.48
	MERRILL, DIANE	\$ 569.48
ACH	HOUSER, ROD	
	Reim Monthly Health Prem	HEALTH PREM 717.24
	HOUSER, ROD	\$ 717.24
ACH	RUSSO, VICKI	
	Reim Monthly Health Prem	HEALTH PREM 210.89
	RUSSO, VICKI	\$ 210.89
ACH	HUSS, KERRY	
	Reim Monthly Health Prem	HEALTH PREM 989.95
	HUSS, KERRY	\$ 989.95
ACH	BINGHAM, GREGG	
	Reim Monthly Health Prem	HEALTH PREM 362.16
	BINGHAM, GREGG	\$ 362.16
ACH	CHARLES, DAVID	
	Reim Monthly Health Prem	HEALTH PREM 149.00
	CHARLES, DAVID	\$ 149.00
ACH	YEBOAH, ERNEST	
	Reim Monthly Health Prem	HEALTH PREM 149.00
	YEBOAH, ERNEST	\$ 149.00
ACH	ALVARADO, ROSEMARY	
	Reim Monthly Health Prem	HEALTH PREM 153.53
	ALVARADO, ROSEMARY	\$ 153.53
ACH	BARELA, GEORGE	
	Reim Monthly Health Prem	HEALTH PREM 149.00
	BARELA, GEORGE	\$ 149.00

Check	Payee / Description	Amount
ACH	FETZER, ROBERT Reim Monthly Health Prem	HEALTH PREM 719.78
	FETZER, ROBERT	\$ 719.78
ACH	SPAETH, ERIC Reim Monthly Health Prem	HEALTH PREM 2.27
	SPAETH, ERIC	\$ 2.27
ACH	DAVIS, MARTHA Reim Monthly Health Prem	HEALTH PREM 2.27
	DAVIS, MARTHA	\$ 2.27
ACH	BRULE, CHRISTOPHER Reim Monthly Health Prem	HEALTH PREM 210.89
	BRULE, CHRISTOPHER	\$ 210.89
ACH	ROOS, JAMES Reim Monthly Health Prem	HEALTH PREM 362.16
	ROOS, JAMES	\$ 362.16
ACH	MULLANEY, JOHN Reim Monthly Health Prem	HEALTH PREM 359.89
	MULLANEY, JOHN	\$ 359.89
ACH	VALENZUELA, DANIEL Reim Monthly Health Prem	HEALTH PREM 570.78
	VALENZUELA, DANIEL	\$ 570.78
ACH	PACE, BRIAN Reim Monthly Health Prem	HEALTH PREM 570.78
	PACE, BRIAN	\$ 570.78
ACH	KING, JOSEPH Reim Monthly Health Prem	HEALTH PREM 149.00
	KING, JOSEPH	\$ 149.00
ACH	VILLALOBOS, HECTOR Reim Monthly Health Prem	HEALTH PREM 210.89
	VILLALOBOS, HECTOR	\$ 210.89
ACH	BAXTER, KATHLEEN Reim Monthly Health Prem	HEALTH PREM 210.89
	BAXTER, KATHLEEN	\$ 210.89
ACH	PENMAN, DAVID Reim Monthly Health Prem	HEALTH PREM 570.78
	PENMAN, DAVID	\$ 570.78

Check	Payee / Description	Amount
ACH	ANGIER, RICHARD Reim Monthly Health Prem	HEALTH PREM 570.78
	ANGIER, RICHARD	\$ 570.78
ACH	MERRILL, DEBORAH Reim Monthly Health Prem	HEALTH PREM 153.53
	MERRILL, DEBORAH	\$ 153.53
ACH	O'DEA, KRISTINE Reim Monthly Health Prem	HEALTH PREM 151.27
	O'DEA, KRISTINE	\$ 151.27
ACH	OAKDEN, LISA Reim Monthly Health Prem	HEALTH PREM 935.72
	OAKDEN, LISA	\$ 935.72
ACH	LAUGHLIN, JOHN Reim Monthly Health Prem	HEALTH PREM 149.00
	LAUGHLIN, JOHN	\$ 149.00
ACH	HUGHBANKS, ROGER Reim Monthly Health Prem	HEALTH PREM 210.89
	HUGHBANKS, ROGER	\$ 210.89
ACH	SPENDLOVE, DANNY Reim Monthly Health Prem	HEALTH PREM 151.27
	SPENDLOVE, DANNY	\$ 151.27
ACH	HOULIHAN, JESSE Reim Monthly Health Prem	HEALTH PREM 362.16
	HOULIHAN, JESSE	\$ 362.16
ACH	WARMAN, EVELYN Reim Monthly Health Prem	HEALTH PREM 2.27
	WARMAN, EVELYN	\$ 2.27
ACH	HERNANDEZ, DELIA Reim Monthly Health Prem	HEALTH PREM 210.89
	HERNANDEZ, DELIA	\$ 210.89
ACH	GUARDIANO, GARY Reim Monthly Health Prem	HEALTH PREM 151.27
	GUARDIANO, GARY	\$ 151.27
ACH	POMERLEAU, THOMAS Reim Monthly Health Prem	HEALTH PREM 2.27

Check	Payee / Description	Amount
	POMERLEAU, THOMAS \$	2.27
ACH	BARRER, SATURNINO Reim Monthly Health Prem HEALTH PREM	359.89
	BARRER, SATURNINO \$	359.89
ACH	LACEY, STEVEN Reim Monthly Health Prem HEALTH PREM	786.72
	LACEY, STEVEN \$	786.72
ACH	MILLS, JOHN Reim Monthly Health Prem HEALTH PREM	2.27
	MILLS, JOHN \$	2.27
ACH	REED, RANDALL Reim Monthly Health Prem HEALTH PREM	719.78
	REED, RANDALL \$	719.78
ACH	RAMIREZ, REBECCA Reim Monthly Health Prem HEALTH PREM	359.89
	RAMIREZ, REBECCA \$	359.89
ACH	RAZAK, HALLA Reim Monthly Health Prem HEALTH PREM	149.00
	RAZAK, HALLA \$	149.00
ACH	OSBORN, CINDY L Reim Monthly Health Prem HEALTH PREM	359.89
	OSBORN, CINDY L \$	359.89
ACH	FESTA, GARY Reim Monthly Health Prem HEALTH PREM	279.53
	FESTA, GARY \$	279.53
ACH	MENDEZ, DAVID G Reim Monthly Health Prem HEALTH PREM	362.16
	MENDEZ, DAVID G \$	362.16
ACH	DELGADO, FLOR MARIA Reim Monthly Health Prem HEALTH PREM	149.00
	DELGADO, FLOR MARIA \$	149.00
ACH	GROENVELD, NELLETJE Reim Monthly Health Prem HEALTH PREM	210.89
	GROENVELD, NELLETJE \$	210.89
ACH	BATONGMALAQUE, CHARLIE L Reim Monthly Health Prem HEALTH PREM	362.16

Check	Payee / Description	Amount
	BATONGMALAQUE, CHARLIE L \$	362.16
ACH	BOBBITT, JOHN Reim Monthly Health Prem HEALTH PREM	149.00
	BOBBITT, JOHN \$	149.00
ACH	NEIGHBORS, CLAUDIA Reim Monthly Health Prem HEALTH PREM	210.89
	NEIGHBORS, CLAUDIA \$	210.89
ACH	CHENG, TINA Y Reim Monthly Health Prem HEALTH PREM	153.53
	CHENG, TINA Y \$	153.53
ACH	JACKSON, PATRICIA M Reim Monthly Health Prem HEALTH PREM	151.27
	JACKSON, PATRICIA M \$	151.27
ACH	GIBSON, CONSTANCE A Reim Monthly Health Prem HEALTH PREM	149.00
	GIBSON, CONSTANCE A \$	149.00
ACH	GU, JASON Reim Monthly Health Prem HEALTH PREM	151.27
	GU, JASON \$	151.27
ACH	KOPP, LINDA L Reim Monthly Health Prem HEALTH PREM	2.27
	KOPP, LINDA L \$	2.27
ACH	SCHERCK, JOHN Reim Monthly Health Prem HEALTH PREM	359.89
	SCHERCK, JOHN \$	359.89
ACH	WOODRUFF, APRIL F Reim Monthly Health Prem HEALTH PREM	210.89
	WOODRUFF, APRIL F \$	210.89
ACH	ELEBY, CRYSTAL Reim Monthly Health Prem HEALTH PREM	420.48
	ELEBY, CRYSTAL \$	420.48
ACH	BUCHANAN, JAMES S Reim Monthly Health Prem HEALTH PREM	149.00
	BUCHANAN, JAMES S \$	149.00
ACH	LUCAS, LARRY	

Check	Payee / Description	Amount
	Reim Monthly Health Prem HEALTH PREM	149.00
	LUCAS, LARRY \$	149.00
ACH	LOPEZ, MARK A Reim Monthly Health Prem HEALTH PREM	359.89
	LOPEZ, MARK A \$	359.89
ACH	SANTA CRUZ, VICTOR Reim Monthly Health Prem HEALTH PREM	578.09
	SANTA CRUZ, VICTOR \$	578.09
ACH	TRAUGOTT, JEFFREY P Reim Monthly Health Prem HEALTH PREM	359.89
	TRAUGOTT, JEFFREY P \$	359.89
ACH	RIVERA, VINCENT J Reim Monthly Health Prem HEALTH PREM	719.78
	RIVERA, VINCENT J \$	719.78
ACH	DOAN, KHANH V Reim Monthly Health Prem HEALTH PREM	719.78
	DOAN, KHANH V \$	719.78
ACH	ARGUELLES, ALEX Reim Monthly Health Prem HEALTH PREM	786.72
	ARGUELLES, ALEX \$	786.72
ACH	PROCTOR, CRAIG Reim Monthly Health Prem HEALTH PREM	786.72
	PROCTOR, CRAIG \$	786.72
ACH	STONE, VICTORIA L Reim Monthly Health Prem HEALTH PREM	570.78
	STONE, VICTORIA L \$	570.78
ACH	KREIMEYER, CARL L Reim Monthly Health Prem HEALTH PREM	359.89
	KREIMEYER, CARL L \$	359.89
ACH	CHAVEZ, NESTOR Reim Monthly Health Prem HEALTH PREM	359.89
	CHAVEZ, NESTOR \$	359.89
ACH	CUNNINGHAM, RICHARD A Reim Monthly Health Prem HEALTH PREM	151.27
	CUNNINGHAM, RICHARD A \$	151.27

Check	Payee / Description	Amount
ACH	MCCHRISTY, KAREN Reim Monthly Health Prem	HEALTH PREM 151.27
	MCCHRISTY, KAREN	\$ 151.27
ACH	ROSALES, TIMOTEO P Reim Monthly Health Prem	HEALTH PREM 719.78
	ROSALES, TIMOTEO P	\$ 719.78
ACH	PELLY, GARY Reim Monthly Health Prem	HEALTH PREM 569.48
	PELLY, GARY	\$ 569.48
ACH	GUTIERREZ, MICHAEL C Reim Monthly Health Prem	HEALTH PREM 153.53
	GUTIERREZ, MICHAEL C	\$ 153.53
ACH	ROBISON, JOHN Reim Monthly Health Prem	HEALTH PREM 149.00
	ROBISON, JOHN	\$ 149.00
ACH	DELZER, HARLAN D Reim Monthly Health Prem	HEALTH PREM 302.53
	DELZER, HARLAN D	\$ 302.53
ACH	OAKDEN, SCOTT A Reim Monthly Health Prem	HEALTH PREM 786.72
	OAKDEN, SCOTT A	\$ 786.72
ACH	HEIN, DAVID J Reim Monthly Health Prem	HEALTH PREM 210.89
	HEIN, DAVID J	\$ 210.89
ACH	VALENCIA, CHRISTINA Reim Monthly Health Prem	HEALTH PREM 210.89
	VALENCIA, CHRISTINA	\$ 210.89
ACH	FRESQUEZ, ADRIAN Reim Monthly Health Prem	HEALTH PREM 359.89
	FRESQUEZ, ADRIAN	\$ 359.89
ACH	MALDONADO, ARTHUR Reim Monthly Health Prem	HEALTH PREM 2.27
	MALDONADO, ARTHUR	\$ 2.27
ACH	SARMIENTO, JESSICA Reim Monthly Health Prem	HEALTH PREM 210.89
	SARMIENTO, JESSICA	\$ 210.89

Check	Payee / Description	Amount
ACH	VANBREUKELEN, ALBERT Reim Monthly Health Prem	HEALTH PREM 149.00
	VANBREUKELEN, ALBERT	\$ 149.00
ACH	O'BRIEN, MICHELLE Reim Monthly Health Prem	HEALTH PREM 204.01
	O'BRIEN, MICHELLE	\$ 204.01
ACH	HOBBS, GARY B Reim Monthly Health Prem	HEALTH PREM 153.53
	HOBBS, GARY B	\$ 153.53
ACH	MALKANI, SURESH Reim Monthly Health Prem	HEALTH PREM 359.89
	MALKANI, SURESH	\$ 359.89
ACH	JONES, ALLAN D Reim Monthly Health Prem	HEALTH PREM 210.89
	JONES, ALLAN D	\$ 210.89
ACH	DOWNNS ENERGY 456.30 Gal Dyed Carb Diesel RP1-Clear Disel Fuel	0298292-IN 2,295.71 0299415-IN 9,318.90
	DOWNNS ENERGY	\$ 11,614.61
ACH	BANNER BANK RW15003.06-8/21-5/22 Pay Est 1 thru 10	1-10 RW15003. 267,857.98
	BANNER BANK	\$ 267,857.98
ACH	AQUA BEN CORPORATION RP1-18,400 Lbs Hydrofloc 750A	44384 27,359.88
	AQUA BEN CORPORATION	\$ 27,359.88
ACH	FISHER SCIENTIFIC Metoh Chrmslv Pestic Electrode PH,Temp Meter Sulfuric Acid, Flask w/Cap,Cylinders Nitrogen Parafilm Nitrile Gloves Nitrile Glove,Hydroxlammin Nutrient Buffer Solution Microflex Pen for Chart Reader Potassium Cyanide Methylene Blue Memb for Cyanide Weight Set Cyanide STD Rainbow Pack	6083333 470.87 3363147 3,258.50 5928350 577.65 2241037 296.23 1341572 1,157.92 3408238 602.15 3363148 358.34 3101519 101.53 1394299 226.97 1079067 50.65 0920084 40.54 0871157 43.44 0871158 319.26 0649328 491.16 9957109 56.93 8750871 153.73

Check	Payee / Description	Amount
	FISHER SCIENTIFIC \$	8,205.87
ACH	PATTON SALES CORP Flats, Channels, Angles 4426561	315.71
	PATTON SALES CORP \$	315.71
ACH	ROYAL INDUSTRIAL SOLUTIONS LED Driver 6441-1057812	101.79
	ROYAL INDUSTRIAL SOLUTIONS \$	101.79
ACH	SANTA ANA WATERSHED February 2022 Truck Discharge 10037	24,645.09
	April 2022 Service 10075	75,863.53
	April 2022 Truck Discharge 10069	20,221.34
	March 2022 Service 10058	73,843.77
	March 2022 Truck Discharge 10051	17,512.61
	February 2022 Service 10043	72,513.26
	SANTA ANA WATERSHED \$	284,599.60
ACH	UNIVAR SOLUTIONS USA INC CCWRP-11,700 Lbs Sodium Bisulfite 50294634	4,702.32
	TP1-12,595 Lbs Sodium Bisulfite 50283813	5,062.03
	UNIVAR SOLUTIONS USA INC \$	9,764.35
ACH	PETE'S ROAD SERVICE Flat Repair f/Veh 1907 590314-00	181.04
	PETE'S ROAD SERVICE \$	181.04
ACH	GRAINGER INC Valve Balls 9206835093	732.03
	PVC Pipe, Socket Caps 9207860587	420.73
	Gloves, Batteries 9207460412	156.75
	Ensilage Forks 9331097791	178.74
	Tubing, Duster, Heat Gun Kit 9207952657	475.63
	Ear Plugs, Batteries, Cleaner Cartridge 9335677903	2,427.61
	Full Body Harness 9333016526	572.14
	Oxygen Sensors 9332565739	446.62
	GRAINGER INC \$	5,410.25
ACH	ENVIRONMENTAL RESOURCES ASSOC Ceriodaphnia dubia 005157	631.71
	ENVIRONMENTAL RESOURCES ASSOC \$	631.71
ACH	ROCKWELL ENGINEERING & EQUIPME Precision Digital Temp Controller, RTD As 20758	674.76
	ROCKWELL ENGINEERING & EQUIPME\$	674.76
ACH	CDM SMITH INC Proj. 272439 4/4-5/7 Prof Svcs 90151518	3,147.50

Check Payee / Description		Amount
	CDM SMITH INC \$	3,147.50
ACH	CHINO BASIN WATER CONSERVATION WR21002-3 SFR Audits 442	714.00
	CHINO BASIN WATER CONSERVATION\$	714.00
ACH	GENESIS CONSTRUCTION EN22015-5/22 Pay Est 3 PE 3-EN22015	73,862.50
	EN22014-5/22 Pay Est 3 PE 3-EN22014	16,570.85
	GENESIS CONSTRUCTION \$	90,433.35
ACH	AGILENT TECHNOLOGIES Custom Inorganic Standard 123474983	711.96
	AGILENT TECHNOLOGIES \$	711.96
ACH	THATCHER COMPANY OF CALIFORNIA TP1-45,300 Lbs Aluminum Sulfate 2022250103995	4,953.56
	THATCHER COMPANY OF CALIFORNIA\$	4,953.56
ACH	TELEDYNE ISCO Service Agreement 1 Year P020096852	433.42
	Service Agreement 1 Year P020095832	433.42
	Union Reducing,Cooling Loop Tubing P020097196	102.96
	TELEDYNE ISCO \$	969.80
ACH	ROSEMOUNT INC Coplanar Transmitter 71950092	2,506.53
	ROSEMOUNT INC \$	2,506.53
ACH	NORSTAR PLUMBING & ENGINEERING EN20022-5/22 Pay Est 3 PE 3-EN20022	37,910.57
	NORSTAR PLUMBING & ENGINEERING\$	37,910.57
ACH	W A RASIC CONSTRUCTION CO INC EN20040-5/22 Pay Est 4 PE 4-EN20040	92,140.60
	W A RASIC CONSTRUCTION CO INC \$	92,140.60
ACH	KENNEDY/JENKS CONSULTANTS INC EN19043-7/3/21-4/26/22 Prof Svcs 155207	1,682.50
	KENNEDY/JENKS CONSULTANTS INC \$	1,682.50
ACH	SUPPORT PRODUCT SERVICES INC Bi-Annual Svcs Test 11200	823.83
	SUPPORT PRODUCT SERVICES INC \$	823.83
ACH	HACH COMPANY Oakton Buffer,NH4 Sol,Chlorine,Brushes 12998693	1,159.02
	HACH COMPANY \$	1,159.02

Check Payee / Description	Amount
---------------------------	--------

ACH	INNOVATIVE FEDERAL STRATEGIES			
	May 2022 Prof. Servs	052022		7,633.76
	5/22 Prof Svcs	062022		7,200.00
			- - - - -	
	INNOVATIVE FEDERAL STRATEGIES \$			14,833.76

ACH	TRUSSELL TECHNOLOGIES INC			
	Trichloropropane Investigation 3/1-3/31	0000008453		1,817.50
			- - - - -	
	TRUSSELL TECHNOLOGIES INC \$			1,817.50

ACH	W M LYLES COMPANY			
	EN17110-5/22 Pay Est 26	PE 26-EN17110		21,375.00
			- - - - -	
	W M LYLES COMPANY \$			21,375.00

ACH	INSIDE PLANTS INC			
	FcltyMgt/Lab-6/22 Indoor Plant Care	89716		673.50
			- - - - -	
	INSIDE PLANTS INC \$			673.50

ACH	RSD			
	RP1-Power Switching Relay	55366763-00		66.78
			- - - - -	
	RSD \$			66.78

ACH	VAUGHAN'S INDUSTRIAL REPAIR CO			
	RP1 Rebuild Pump	028760		15,490.81
			- - - - -	
	VAUGHAN'S INDUSTRIAL REPAIR CO\$			15,490.81

ACH	ROGERS, PETER J			
	6/2/22 Policy Cmmtt Fee-Rogers,P	RPC-6/2/22		100.00
			- - - - -	
	ROGERS, PETER J \$			100.00

ACH	OLIN CORP			
	RP5-4,578 Gals Sodium Hypochlorite	3000116198		4,458.97
	TP1-4,834 Gals Sodium Hypochlorite	3000114264		4,423.11
	RP4 4,794 Gals. Sodium Hypochlorite	3000114901		4,669.36
	TP1-4,832 Gals Sodium Hypochlorite	3000115577		4,421.28
	TP1-4,896 Gals Sodium Hypochlorite	3000115931		4,479.84
	TP1-4,844 Gals Sodium Hypochlorite	3000116197		4,432.26
	TP1-4,854 Gals Sodium Hypochlorite	3000116525		4,441.41
	RP5 4,798 Gals. Sodium Hypochlorite	3000114902		4,673.25
			- - - - -	
	OLIN CORP \$			35,999.48

ACH	GK & ASSOCIATES			
	46-2849-5/22 Prof Svcs-WO	22-039		15,120.00
	46-2849-5/22 Prof Svcs-RH	22-040		27,176.00
	46-2849-4/22 Prof Svcs-WO	22-030		13,440.00
	46-2849-4/22 Prof Svcs-RH	22-031		27,776.00
	46-2849-3/22 Prof Svcs-RH	22-022		30,644.00
	46-2849-3/22 Prof Svcs-WO	22-021		15,960.00
			- - - - -	
	GK & ASSOCIATES \$			130,116.00

Check	Payee / Description	Amount
ACH	REED, RANDALL J 6/2/22 Policy Cmmtt Fee-Reed,R RPC-6/2/22	100.00
	REED, RANDALL J \$	100.00
ACH	INDUSTRIAL RUBBER & SUPPLY INC Adapter Coupling Alum 53614	363.04
	INDUSTRIAL RUBBER & SUPPLY INC\$	363.04
ACH	JB'S POOLS & PONDS INC 6/22 Pond Maint Svc 2266760600	1,194.85
	JB'S POOLS & PONDS INC \$	1,194.85
ACH	CARRIER CORPORATION Compressor Replacement Serv. and Labor 90197009	6,890.00
	CARRIER CORPORATION \$	6,890.00
ACH	ULLOA, EUNICE M 6/2/22 Policy Cmmtt Fee-Uloa,E RPC-6/2/22	100.00
	ULLOA, EUNICE M \$	100.00
ACH	DORST-PORADA, DEBRA 6/2/22 Policy Cmmtt Fee-Dorst-Porada,D RPC-6/2/22	100.00
	DORST-PORADA, DEBRA \$	100.00
ACH	SIEMENS INDUSTRY INC RP1 Transducer,Controller 5607067227	6,887.38
	SIEMENS INDUSTRY INC \$	6,887.38
ACH	LILLESTRAND LEADERSHIP CONSULT One on One Coaching SD 7655	226.25
	LILLESTRAND LEADERSHIP CONSULT\$	226.25
ACH	KIM'S MASTER AUTO REPAIR Repair F350- 1270540 043053 95.00 Repair V-704 043055 307.17 Repair for Veh.0419 043102 120.00 Repair for Veh.0806 042805 951.16 Repair for Veh.0419 042727 179.05 Repair V-1101 And Oil Ftr. 043056 177.08 Repair for Veh. 1301 brakes 042776 843.37 Repair for Veh.0808 043193 289.87 Repair for Veh.0813 043058 480.00 Repair for Veh.1916 041940 355.11 Repair for Veh.0205 SMOG CK 042407 35.00	
	KIM'S MASTER AUTO REPAIR \$	3,832.81
ACH	GHD INC EN17042 5/22 Prof Svcs 380-0014183	13,548.85
	EN22031 5/22 Prof Svcs 380-0014586	67,145.14
	TO #06 4/30-5/28 Prof Svcs 380-0014169	19,538.25

Check	Payee / Description	Amount
	EN21051 Prof Svcs 5/1-5/28 380-0013818	6,274.39
	EN23002 5/1-5/28 Prof Svcs 380-0014181	26,300.38
		- - - - -
	GHD INC \$	132,807.01
ACH	TRICO CORPORATION	
	RP1 Oil Analysis P62625	96.00
	CCWRF Oil Analysis P62627	64.00
	RP4 Oil Analysis P62628	32.00
	Oil Analysis P62633	25.00
	CDA Oil Analysis P62647	32.00
	RP5 Oil Analysis P62632	32.00
		- - - - -
	TRICO CORPORATION \$	281.00
ACH	CONSERV CONSTRUCTION INC	
	WR22019/WR21019-6/2022 Prof Svcs-Sml St 1908	28,199.50
	WR21025-6/2022 Prof Svcs-Tune-up Program 1909	34,757.66
	WR21006-6/22 Prof Svcs - Lrg Lndscp Rtrf 1907	19,298.65
		- - - - -
	CONSERV CONSTRUCTION INC \$	82,255.81
ACH	EUROFINS EATON ANALYTICAL LLC	
	5/10/22 Water Sample Analysis L0632294	1,500.00
		- - - - -
	EUROFINS EATON ANALYTICAL LLC \$	1,500.00
ACH	HARPER & ASSOCIATES ENGINEERIN	
	EN17110.03-4/22 Prof Svcs ENG-7736	2,316.00
		- - - - -
	HARPER & ASSOCIATES ENGINEERIN\$	2,316.00
ACH	D & H WATER SYSTEMS INC	
	Chlorine Sensor,Membrane Cap,Electrolyte I2022-0761	2,590.20
		- - - - -
	D & H WATER SYSTEMS INC \$	2,590.20
ACH	WEST COAST ADVISORS	
	Prof. Servs for June 2022 13306	9,500.00
		- - - - -
	WEST COAST ADVISORS \$	9,500.00
ACH	WALLACE & ASSOCIATES CONSULTIN	
	W385-001-11/21-01/22 Prof Svcs W800110	16,002.00
		- - - - -
	WALLACE & ASSOCIATES CONSULTIN\$	16,002.00
ACH	ECOTECH SERVICES INC	
	5/22 Res. Home Pressure Reg. Program 2316	29,232.54
		- - - - -
	ECOTECH SERVICES INC \$	29,232.54
ACH	STORETRIEVE LLC	
	5/22 Crtn PickUp/Dlvry/Strg 0178274	286.65
		- - - - -
	STORETRIEVE LLC \$	286.65
ACH	GILLIS + PANICHAPAN ARCHITECTS	
	EN13016.05 5/1-5/31 Prof Svcs 108261J	23,155.00

Check	Payee / Description	Amount
	FM2005.03 5/1-5/31 Prof Svcs 108260J	7,000.00
	FM21005.01 5/1-5/31 Prof Svcs 108259J	1,630.00
		- - - - -
	GILLIS + PANICHAPAN ARCHITECTS\$	31,785.00
ACH	AMAZON BUSINESS	
	Gasket Maker 1MJ9-XDLH-DR4	10.33
	Greeting Cards 1Q9K-R7KX-71J	48.09
	Wall Mount 1JRJ-WVWK-DLM	26.93
		- - - - -
	AMAZON BUSINESS \$	85.35
ACH	PRO-CRAFT CONSTRUCTION INC	
	RP1 Clogged Toilet Service Call 22069-1	699.56
		- - - - -
	PRO-CRAFT CONSTRUCTION INC \$	699.56
ACH	MEANS CONSULTING LLC	
	PL19005-5/22 Prof Svcs IE-5646	2,497.50
		- - - - -
	MEANS CONSULTING LLC \$	2,497.50
ACH	COMPLETE PAPERLESS SOLUTIONS L	
	Software Support 6/04/22-06/03/23 3572	66,902.00
		- - - - -
	COMPLETE PAPERLESS SOLUTIONS L\$	66,902.00
ACH	THE SOLIS GROUP	
	RW15003.05 5/22 Prof Svcs 8905	1,484.00
	EN17043 & EN17110 5/22 Prof Svcs 8907	2,000.00
	RW15003.06 5/22 Prof Svcs 8908	2,967.00
	EN17110.03 5/22 Prof Svcs 8906	1,884.00
	EN19027 5/22 Prof Svcs 8904	1,677.00
		- - - - -
	THE SOLIS GROUP \$	10,012.00
ACH	CAPO PROJECTS GROUP LLC	
	EN17110 RP4 Prof Svcs 4/22 5722	290.00
	RW15003.06 Prof Svcs 4/14/22 5723	290.00
		- - - - -
	CAPO PROJECTS GROUP LLC \$	580.00
ACH	COTHRAN JR, PHILLIP WAYNE	
	6/2/22 Policy Cmmtt Fee-Cothran,P RPC-6/2/22	100.00
		- - - - -
	COTHRAN JR, PHILLIP WAYNE \$	100.00
ACH	INGERSOLL-RAND INDUSTRIAL US I	
	RP1 Troubleshoot Services 30944982	824.00
	RP1-Seal,Filter,Gasket,Oil Filter 30952442	2,065.45
		- - - - -
	INGERSOLL-RAND INDUSTRIAL US I\$	2,889.45
ACH	STAPLES CONTRACT & COMMERCIAL	
	PTD600 Label Maker,Tapes,Pens 3509744051	135.48
	Post-Its,Clipboard,Pens 3507878118	63.08
		- - - - -
	STAPLES CONTRACT & COMMERCIAL \$	198.56

Check	Payee / Description	Amount
ACH	INLAND EMPIRE WINDUSTRIAL CO Utility Ropes,Wire Rope Cables 038487 01	300.23
	INLAND EMPIRE WINDUSTRIAL CO \$	300.23
ACH	LIBERTY LANDSCAPING INC June Monthly Maintenance 107979	18,175.00
	LIBERTY LANDSCAPING INC \$	18,175.00
ACH	RADAR ENVIRONMENTAL INC May 2022 Monthly Site Survey 1652	5,828.40
	RADAR ENVIRONMENTAL INC \$	5,828.40
ACH	CASAMAR GROUP LLC 05/01-05/31 Prof. Serv. EN19001-006 13085	11,326.72
	CASAMAR GROUP LLC \$	11,326.72
ACH	DUTREY, JAVIER J 6/2/22 Policy Cmmtt Fee-Dutrey,J RPC-6/2/22	100.00
	DUTREY, JAVIER J \$	100.00
ACH	ADAM'S FALCONRY SERVICE LLC 5/22 Bird Control Services 16890	1,560.00
	ADAM'S FALCONRY SERVICE LLC \$	1,560.00
ACH	VELTO, BILL 6/2/22 Policy Cmmtt Fee-Velto,B RPC-6/2/22	100.00
	VELTO, BILL \$	100.00
ACH	IEUA EMPLOYEES' ASSOCIATION P/R 13 7/1/22 Employee Ded HR 0106300	180.00
	IEUA EMPLOYEES' ASSOCIATION \$	180.00
ACH	IEUA SUPERVISORS UNION ASSOCIA P/R 13 7/1/22 Employee Ded HR 0106300	330.00
	IEUA SUPERVISORS UNION ASSOCIA\$	330.00
ACH	IEUA GENERAL EMPLOYEES ASSOCIA P/R 13 7/1/22 Employee Ded HR 0106300	931.60
	IEUA GENERAL EMPLOYEES ASSOCIA\$	931.60
ACH	INLAND EMPIRE UNITED WAY P/R 13 7/1/22 Employee Ded HR 0106300	21.00
	INLAND EMPIRE UNITED WAY \$	21.00
ACH	IEUA PROFESSIONAL EMPLOYEES AS P/R 13 7/1/22 Employee Ded HR 0106300	648.00
	IEUA PROFESSIONAL EMPLOYEES AS\$	648.00

Check	Payee / Description	Amount
ACH	WEX HEALTH INC P/R 13 7/1/22 Cafeteria Plan	HR 0106300 4,634.53
	WEX HEALTH INC	\$ 4,634.53
ACH	CITY EMPLOYEES ASSOCIATES P/R 13 7/1/22 Employee Ded	HR 0106300 373.50
	CITY EMPLOYEES ASSOCIATES	\$ 373.50
ACH	CAMACHO, MICHAEL MlgReim-5/22 Meetings-Camacho,M	MLG 5/22 39.78
	CAMACHO, MICHAEL	\$ 39.78
ACH	ELIE, STEVE MlgReim-5/22 Meetings-Elie,S	MLG 5/22 74.47
	ELIE, STEVE	\$ 74.47
ACH	HALL, JASMIN MlgReim-5/22 Meetings-Hall, J	MLG 5/22 31.41
	HALL, JASMIN	\$ 31.41
ACH	TULE, MARCO MlgReim-5/22 Meetings-Tule,M	MLG 5/22 28.96
	TULE, MARCO	\$ 28.96
ACH	EMPOWER RETIREMENT P/R 12 6/17/22 Deferred Comp	HR 0106200 84,233.35
	EMPOWER RETIREMENT	\$ 84,233.35
ACH	EMPOWER RETIREMENT P/R 11 6/3/22 Deferred Comp	HR 0105900 83,932.01
	EMPOWER RETIREMENT	\$ 83,932.01

Grand Total Payment Amount: \$ 8,035,006.10

Attachment 2D

Vendor Wires
(excludes Payroll)

Check Payee / Description	Amount
---------------------------	--------

Wire	STATE BOARD OF EQUALIZATION 5/22 Sales Tax Deposit		23784561 5/22	8,818.00	
				- - - - -	
	STATE BOARD OF EQUALIZATION	\$		8,818.00	
Wire	EMPLOYMENT DEVELOPMENT DEPARTM				
	P/R 12 6/17/22 Taxes	HR	0106200	65,115.28	
	P/R 12 6/17/22 Taxes	HR	0106200	14,744.89	
				- - - - -	
	EMPLOYMENT DEVELOPMENT DEPARTM\$			79,860.17	
Wire	INTERNAL REVENUE SERVICE				
	P/R 12 6/17/22 Taxes	HR	0106200	360,489.55	
				- - - - -	
	INTERNAL REVENUE SERVICE	\$		360,489.55	
Wire	PUBLIC EMPLOYEES RETIREMENT SY				
	P/R 12 6/17 Emp (er)	P/R 12 ADJ ER		0.03-	
	P/R 12 6/17/22 PERS	HR	0106200	207,776.90	
				- - - - -	
	PUBLIC EMPLOYEES RETIREMENT SY\$			207,776.87	
Wire	STATE DISBURSEMENT UNIT				
	P/R 12 6/17/22	HR	0106200	2,297.35	
				- - - - -	
	STATE DISBURSEMENT UNIT	\$		2,297.35	
Wire	STATE DISBURSEMENT UNIT				
	P/R 11 6/3/22	HR	0105900	2,297.35	
				- - - - -	
	STATE DISBURSEMENT UNIT	\$		2,297.35	
Wire	EMPLOYMENT DEVELOPMENT DEPARTM				
	P/R 11 6/3/22 Taxes	HR	0105900	14,415.73	
	P/R 11 6/3/22 Taxes	HR	0105900	62,508.92	
				- - - - -	
	EMPLOYMENT DEVELOPMENT DEPARTM\$			76,924.65	
Wire	INTERNAL REVENUE SERVICE				
	P/R 11 6/3/22 Taxes	HR	0105900	349,588.48	
				- - - - -	
	INTERNAL REVENUE SERVICE	\$		349,588.48	
Wire	PUBLIC EMPLOYEES' RETIREMENT S				
	6/22 Health Ins-Board	16808573 6/22		5,713.59	
	6/22 Health Ins-Retirees, Employees	16808567 6/22		303,088.86	
				- - - - -	
	PUBLIC EMPLOYEES' RETIREMENT S\$			308,802.45	
Wire	PUBLIC EMPLOYEES RETIREMENT SY				
	P/R 11 6/3 PERS Adj	PR 11 6/3 ADJ		671.22-	
	P/R 11 6/3/22 PERS	HR	0105900	204,771.47	
				- - - - -	
	PUBLIC EMPLOYEES RETIREMENT SY\$			204,100.25	
Wire	EMPLOYMENT DEVELOPMENT DEPARTM				
	P/R DIR 6 6/10 Taxes	HR	0106100	426.29	
				- - - - -	

Report: ZFIR TREASURER	Inland Empire Utilities Agency	Page 2
For 06/01/2022 ~ 06/30/2022	Treasurer Report	Date 07/24/2022

Check	Payee / Description	Amount
	EMPLOYMENT DEVELOPMENT DEPARTM\$	426.29
Wire	INTERNAL REVENUE SERVICE	
	P/R DIR 6 6/10 Taxes	HR 0106100 2,762.70
		- - - - -
	INTERNAL REVENUE SERVICE	\$ 2,762.70
Wire	METROPOLITAN WATER DISTRICT	
	April 2022 Water Purchase	10758 5,051,872.72
		- - - - -
	METROPOLITAN WATER DISTRICT	\$ 5,051,872.72

Grand Total Payment Amount: \$ 6,656,016.83

Attachment 2E

Payroll-Net Pay-Directors

INLAND EMPIRE UTILITIES AGENCY

Ratification of Board of Directors

Payroll for June 10 ,2022
Presented at Board Meeting on August 17, 2022

DIRECTOR NAME	GROSS PAYROLL	NET PAYROLL
Jasmin Hall	\$3,368.71	\$2,103.63
Marco A. Tule	\$2,732.30	\$1,188.00
Michael Camacho	\$4,652.76	\$1,695.10
Steven J. Elie	\$4,277.79	\$1,676.01
Paul Hofer	\$0.00	\$0.00
TOTALS	\$15,031.56	\$6,662.74

	Count	Amount
TOTAL EFTS PROCESSED	4	\$6,662.74
TOTAL CHECKS PROCESSED	0	\$0.00
CHECK NUMBERS USED	N/A	

**DIRECTOR PAYSHEET
IEUA/MWD SAWPA
(alternate)
1 of 2**


MICHAEL CAMACHO
EMPLOYEE NO.: 1140
ACCOUNT NO.: 10200-120100-100000-501010

MAY 2022

DATE	TYPE OF MEETING	ATTENDANCE	TOTAL COMPENSATION
5/3/2022	IEUA - ACWA 2022 Spring Conference	Yes	\$260.00
5/3/2022	IEUA - Meeting w/John Hanula, David De Jesus, Adan Ortega, & Adel Hagekhalil re MWD matters	Yes (same day)	\$0.00
5/4/2022	IEUA - ACWA 2022 Spring Conference	Yes	\$260.00
5/4/2022	IEUA - CBP Discussion w/IEUA Staff and CBP Consultants	Yes (same day)	\$0.00
5/5/2022	IEUA - ACWA 2022 Spring Conference	Yes	\$260.00
5/9/2022	MWD - Committee Meetings via Zoom	Yes	\$260.00
5/10/2022	MWD - Committee Meetings & Board Meeting via Zoom	Yes	\$260.00
5/11/2022	IEUA- IEUA Community & Legislative Affairs Committee & Eng. Ops, & Water Resources Committee Meetings In-person	Yes	\$260.00
5/12/2022	IEUA- IEUA CBP Ad Hoc Committee Meeting via MS Teams	Yes	\$260.00
5/18/2022	IEUA – IEUA Board Meeting In-person	Yes	\$260.00
5/23/2022	IEUA- Meeting with Jim Curatalo (CVWD) re: CBP and other water matters	Yes	\$260.00
5/24/2022	MWD - MWD Committee and Special Board Meetings via Zoom	Yes	\$260.00

TOTAL REIMBURSEMENT \$2,600.00
TOTAL MEETINGS ATTENDED 12
TOTAL MEETINGS PAID 10

Director's Signature



Michael Camacho, Vice President



Approved by: Shivaji Deshmukh, General Manager

DIRECTOR PAYSHEET

IEUA/MWD SAWPA

(alternate)

2 of 2

NOTE:

IEUA/MWD/IERCA

Up to 10 days of service per month per Ordinance No. 107, including MWD meetings at \$260.00 (eff. 07/01/19). IEUA pays both primary and alternate for attendance.

SAWPA

Up to 10 days of service per month per Ordinance No. 107 (i.e., \$20.00 – difference between SAWPA (\$240.00 (eff. 2/2022) and Agency meetings \$260.00 (eff. 7/01/19), including MWD meetings. SAWPA pays both primary and alternate for attendance, including mileage.

DIRECTOR PAYSHEET
IEUA/CBWM/CBWB
CDA/Regional Policy Cte (alternate)
1 of 2

STEVEN J. ELIE
EMPLOYEE NO.: 1175
ACCOUNT NO.: 10200-120100-100000-501010

MAY 2022

DATE	TYPE OF MEETING	ATTENDANCE	TOTAL COMPENSATION
5/3/2022	IEUA - ACWA 2022 Spring Conference	Yes	\$260.00
5/4/2022	IEUA - ACWA 2022 Spring Conference	Yes	\$260.00
5/4/2022	IEUA - CBP Discussion w/Three Valleys Municipal Water District and Western Municipal Water District	Yes (same day)	\$0.00
5/4/2022	IEUA - CBP Discussion w/IEUA Staff and CBP Consultants	Yes (same day)	\$0.00
5/5/2022	IEUA - ACWA 2022 Spring Conference	Yes	\$260.00
5/10/2022	IEUA - NWRI Board Meeting via MS Teams	Yes	\$260.00
5/11/2022	IEUA- IEUA Community & Legislative Affairs Committee Meeting via MS Teams	Yes	\$260.00
5/11/2022	IEUA- San Bernardino Valley Water Conservation District 90th Anniversary Gala	Yes (same day)	\$0.00
5/12/2022	IEUA- IEUA CBP Ad Hoc Committee Meeting via MS Teams	Yes	\$260.00
5/16/2022	IEUA - Meeting w/Director Tule, GM Deshmukh and General Counsel Jean Cihigoyenette re Agency Matters	Yes	\$260.00
5/18/2022	IEUA – Coffee and Conversation with President Elie	Yes (same day)	\$0.00
5/18/2022	IEUA – IEUA Board Meeting In-Person	Yes	\$260.00
5/18/2022	IEUA - CBP Ad Hoc Committee Meeting	Yes (same day)	\$0.00
5/25/2022	IEUA - Chino Hills City Council Meeting	Yes	\$260.00
5/26/2022	CBWM - Chino Basin WaterMaster Meetings In-Person	Yes (decline payment)	\$0.00
5/31/2022	IEUA - Chino Hills State of the City	Yes	\$260.00

DIRECTOR PAYSHEET
IEUA/CBWM/CBWB
CDA/Regional Policy Cte (alternate)
2 of 2

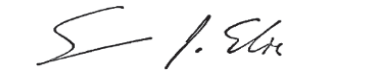
5/31/2022	IEUA - Meeting w/MVWD President Sandra Rose	Yes (same day)	\$0.00
-----------	---	----------------	--------

TOTAL REIMBURSEMENT \$2,600.00

TOTAL MEETINGS ATTENDED 17

TOTAL MEETINGS PAID 10

Director's Signature



Steven J. Elie, President



Approved by: Shivaji Deshmukh, General Manager

NOTE:

IEUA

Up to 10 days of service per month per Ordinance No. 107, including MWD meetings at \$260.00 (eff. 07/01/19). IEUA pays both primary and alternate for attendance.

CBWM

Up to 10 days of service per month per Ordinance No. 107, including MWD meetings at \$260.00 (eff. 7/01/19). IEUA pays both primary and alternate for attendance. (i.e., \$135.00 - difference between Watermaster \$125.00 and Agency meetings \$260.00 (eff. 7/01/19). Chino Basin Watermaster does not compensate an alternate Director unless the alternate Director is attending on behalf of an absent primary Director. In accordance to Ordinance No. 98, Section 1, (i) Attendance at any meeting provided for under Sections 1.b,c,e, and f, shall also include payment to both the primary representative and the alternate representative to said body if they both attend said meeting. Record full amount on timesheet for attendance by alternates.

CDA

Up to 10 days of service per month per Ordinance No. 107, (i.e., \$120.00 - difference between CDA (\$150 and Agency meetings \$260.00 (eff. 7/01/19), including MWD meetings. CDA pays directly to IEUA. Record full amount on timesheet. CDA pays both primary and alternate for attendance.

CBWB

Up to 10 days of service per month per Ordinance No. 107 (i.e., \$160.00 - difference between CBWB (\$100.00 and Agency meetings \$260.00 (eff. 7/01/19)), including MWD meetings. CBWB pays directly to IEUA. Record full amount on timesheet.

Regional Policy Committee

Up to 10 days of service per month per Ordinance No. 107, including MWD meetings at \$260.00 (eff. 07/01/19.) IEUA pays Regional Policy Committee members (total amount of \$260.00, should reflect on timesheet).

***Decline IEUA portion of CBWM**

IEUA DIRECTOR PAYSHEET

IEUA\IERCA

CBWB (alternate)

1 of 2

JASMIN A. HALL

EMPLOYEE NO.: 1256

ACCOUNT NO.: 10200-120100-100000-501010

MAY 2022

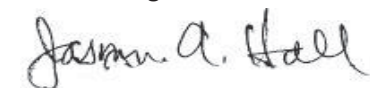
DATE	TYPE OF MEETING	ATTENDANCE	TOTAL COMPENSATION
5/2/2022	IEUA - IERCA Board Meeting via MS Teams	Yes	\$260.00
5/3/2022	IEUA - ACWA 2022 Spring Conference	Yes	\$260.00
5/4/2022	IEUA - ACWA 2022 Spring Conference	Yes	\$260.00
5/4/2022	IEUA - Women in Water Event at ACWA Conference	Yes (same day)	\$0.00
5/5/2022	IEUA - ACWA 2022 Spring Conference	Yes	\$260.00
5/9/2022	CASA - Meeting w/Adam Link re CASA Board Meeting Packet	Yes	\$260.00
5/11/2022	IEUA - San Bernardino Valley Water Conservaton District 90th Anniversary Gala	Yes	\$260.00
5/12/2022	CASA - CASA Board of Directors Meeting via Zoom	Yes	\$260.00
5/16/2022	IEUA - SCWC Legislative Task Force Meeting via Zoom	Yes	\$260.00
5/17/2022	IEUA - Meeting w/Ontario Municipal Utilities GM Burton and City of Ontario CM Porada via MS Teams	Yes	\$260.00
5/18/2022	IEUA - IEUA Board Meeting via MS Teams	Yes	\$260.00
5/19/2022	IEUA - IEWorks Board Meeting via Zoom	Yes (10 mtgs max)	\$0.00
5/24/2022	IEUA - A Regional Update on Southern California Water Supplies Webinar via Zoom	Yes (10 mtgs max)	\$0.00
5/31/2022	CASA – CASA Finance Committee via Zoom	Yes (10 mtgs max)	\$0.00

TOTAL REIMBURSEMENT \$2,600.00

TOTAL MEETINGS ATTENDED 14

TOTAL MEETINGS PAID 10

Director's Signature



Jasmin A. Hall, Director



Approved by: Shivaji Deshmukh, General Manager

NOTE:

IEUA DIRECTOR PAYSHEET

IEUA\IERCA

CBWB (alternate)

2 of 2

IEUA/IERCA

Up to 10 days of service per month per Ordinance No. 107, including MWD meetings at \$260.00 (eff. 07/01/19). IEUA pays both primary and alternate for attendance.

CBWB

Up to 10 days of service per month per Ordinance No. 107 (i.e., \$160.00 - difference between CBWB (\$100.00 and Agency meetings \$260.00 (eff. 7/01/19)), including MWD meetings. CBWB pays directly to IEUA. Record full amount on timesheet.

DIRECTOR PAYSHEET**IEUA/IERCA****1 of 1**

PAUL HOFER

EMPLOYEE NO.: 1349

ACCOUNT NO.: 10200-120100-100000-501010

MAY 2022

DATE	TYPE OF MEETING	ATTENDANCE	TOTAL COMPENSATION
5/11/2022	IEUA - IEUA Finance & Administration Committee Meeting via MS Teams	Yes	\$0.00
5/18/2022	IEUA - IEUA Board Meeting via MS Teams	Yes	\$0.00
5/24/2022	IEUA - Meeting w/General Manager Deshmukh	Yes (staff)	\$0.00
TOTAL REIMBURSEMENT			\$0.00
TOTAL MEETINGS ATTENDED			3
TOTAL MEETINGS PAID			0

NOTE:

IEUA/IERCA

Up to 10 days of service per month per Ordinance No. 107, including MWD meetings at \$260.00 (eff. 07/01/19).

IEUA pays both primary and alternate for attendance.

Director Hofer has waived all stipend payments.

Director's Signature



Paul Hofer, Director


#1458

Approved by: Shivaji Deshmukh, General Manager

DIRECTOR PAYSHEET
IEUA/CDA/SAWPA/Regional Policy Cte
IERCA/CBWM (alternate)
1 of 2

MARCO TULE
EMPLOYEE NO.: 1520
ACCOUNT NO.: 10200-120100-100000-501010

MAY 2022

DATE	TYPE OF MEETING	ATTENDANCE	TOTAL COMPENSATION
5/2/2022	IEUA - Monthly Meeting w/City of Ontario CM Porada and Utilities GM Burton via Zoom	Yes	\$260.00
5/11/2022	IEUA- IEUA Engineering, Operations & Water Resources Committee Meeting and Finance & Administration Committee Meeting via MS Teams	Yes	\$260.00
5/12/2022	CDA - CDA Board Meeting via Zoom	Yes	\$260.00
5/16/2022	IEUA - Meeting w/City of Ontario GM Burton and City of Ontario CM Porada via MS Teams	Yes	\$260.00
5/16/2022	IEUA - Meeting w/President Elie, GM Deshmukh and General Counsel Jean Cihigoyenette re Agency matters	Yes (same day)	\$0.00
5/17/2022	SAWPA - SAWPA Commission Meeting via Zoom	Yes	\$260.00
5/18/2022	IEUA - IEUA Board Meeting In-person	Yes	\$260.00
5/23/2022	IEUA - Upland City Council Meeting	Yes	\$260.00

TOTAL REIMBURSEMENT \$1,820.00

TOTAL MEETINGS ATTENDED 8

TOTAL MEETINGS PAID 7

Director's Signature



Marco Tule, Director


#1458

Approved by: Shivaji Deshmukh, General Manager

DIRECTOR PAYSHEET
IEUA/CDA/SAWPA/Regional Policy Cte
IERCA/CBWM (alternate)
2 of 2

NOTE:

IEUA/IERCA

Up to 10 days of service per month per Ordinance No. 107, including MWD meetings at \$260.00 (eff. 07/01/19). IEUA pays both primary and alternate for attendance.

Regional Policy Committee

Up to 10 days of service per month per Ordinance No. 107, including MWD meetings at \$260.00 (eff. 07/01/19.)

IEUA pays Regional Policy Committee members (total amount of \$260.00, should reflect on timesheet).

CDA

Up to 10 days of service per month per Ordinance No. 107, (i.e., \$120.00 - difference between CDA (\$150 and Agency meetings \$260.00 (eff. 7/01/19), including MWD meetings. CDA pays directly to IEUA. Record full amount on timesheet. CDA pays both primary and alternate for attendance

SAWPA

Up to 10 days of service per month per Ordinance No. 107 (i.e., \$20.00 – difference between SAWPA (\$240.00 (eff. 2/2022) and Agency meetings \$260.00 (eff. 7/01/19), including MWD meetings. SAWPA pays both primary and alternate for attendance, including mileage.

CBWM

Up to 10

days of service per month per Ordinance No. 107, including MWD meetings at \$260.00 (eff. 7/01/19). IEUA pays both primary and alternate for attendance. (i.e., \$135.00 - difference between Watermaster \$125.00 and Agency meetings \$260.00 (eff. 7/01/19). Chino Basin Watermaster does not compensate an alternate Director unless the alternate Director is attending on behalf of an absent primary Director. In accordance to Ordinance No. 107, Section 1, (i) Attendance at any meeting provided for under Sections 1.b,c,e, and f, shall also include payment to both the primary representative and the alternate representative to said body if they both attend said meeting. Record full amount on timesheet for attendance by alternates.

Attachment 2F

Payroll-Net Pay-Employees

Non-Board Members	PP 11 Checks	PP 11 EFTs	PP 12 Checks	PP 12 EFTs	June
NET PAY TO EE	\$0.00	\$810,795.52	\$0.00	\$836,972.44	\$1,647,767.96

INLAND EMPIRE UTILITIES AGENCY

Payroll for June 3, 2022

Presented at Board Meeting on August 17, 2022

GROSS PAYROLL COSTS			\$1,617,219.47
DEDUCTIONS			(\$806,423.95)
NET PAYROLL			810,795.52
NET PAYROLL BREAKDOWN	CHECKS	EFT	TOTAL
CHECKS USED			
TRANSACTION PROCESSED	0	376	376
AMOUNT	\$0.00	\$810,795.52	<u>\$810,795.52</u>

INLAND EMPIRE UTILITIES AGENCY

Payroll for June 17, 2022

Presented at Board Meeting on August 17, 2022

GROSS PAYROLL COSTS			\$1,512,822.98
DEDUCTIONS			(\$675,850.54)
NET PAYROLL			836,972.44
NET PAYROLL BREAKDOWN	CHECKS	EFT	TOTAL
CHECKS USED			
TRANSACTION PROCESSED	0	381	381
AMOUNT	\$0.00	\$836,972.44	<u>\$836,972.44</u>



Report on General Disbursements

Deborah Berry
Controller
August 2022

Staff's Recommendation



- Approve the total disbursements for the month of June 2022 in the amount of \$17,174,459.33.

The Report on General Disbursements is consistent with ***IEUA's Business Goal under Fiscal Responsibility***, specifically safeguarding the Agency's fiscal health to effectively support short-term and long-term needs, while providing the best value for our customers.

INFORMATION
ITEM
2A

Date: August 17, 2022

To: The Honorable Board of Directors

ADD
From: Shivaji Deshmukh, General Manager

Committee: Finance & Administration

08/10/22

Staff Contact: Kristine Day, Assistant General Manager

Subject: Interim Financing Support for Regional Wastewater Projects

Executive Summary:

The Agency's adopted Ten-Year Capital Improvement Plan (TYCIP) of \$1.2 billion includes the expansion, improvement and replacement of critical infrastructure to deliver essential services to current and future customers. The RP-1 Solids Thickening and Acid Phase Digester, Carbon Canyon Asset Management, Philadelphia Lift Station and RP-5 Expansion projects are part of the adopted TYCIP and are partially funded with the 2022 WIFIA loan which closed on March 2022. Staff and the Agency's Financial Advisor, PFM, have preliminarily evaluated if the current market conditions could provide cost savings with the use of short-term interim financing to support construction costs for these projects, instead of drawing from loan proceeds. As part of this process, the Agency will be required to select an underwriter to secure the interim financing. Since this financing is time sensitive, staff and PFM have issued a request for proposal (RFP) to award underwriter services for the interim financing of the 2022 WIFIA loan as well as provide a pool of underwriters for future financing needs.

Staff and PFM anticipate bringing items to the Board in September to award the Underwriter Contract and October for consideration of a Resolution.

Staff's Recommendation:

This is an information item.

Budget Impact *Budgeted (Y/N):* N *Amendment (Y/N):* N *Amount for Requested Approval:*

Account/Project Name:

Fiscal Impact (explain if not budgeted):

None

Prior Board Action:

On March 16, 2022, the Board approved resolution 2022-3-3 authorizing the WIFIA Loan agreement between IEUA, CBRFA, and EPA for a not to exceed amount of \$120,000,000. On July 20, 2022, the Board ratified the contract extension for financial advisory services with Public Financial Management Financial Advisors (PFM).

Environmental Determination:

Not Applicable

Business Goal:

Leveraging favorable market conditions to reduce borrowing costs is consistent with the Agency's Fiscal Responsibility and ongoing commitment to sustainable cost containment.

Attachments:

Attachment 1 - IEUA Request for Proposal for Underwriting services



Inland Empire Utilities Agency REQUEST FOR PROPOSALS

for

UNDERWRITER POOL AND UNDERWRITER(S) FOR SERIES 2022 INTERIM FINANCING NOTES Due Date: August 12, 2022 by 5:00 PM PST

I. Introduction

The Inland Empire Utilities Agency ("IEUA", "the Agency"), is seeking proposals from qualified firms to: 1) participate in an underwriter pool for a period of five (5) years (or a time later specified by the Agency) and 2) serve as the underwriter in support of the Agency's anticipated upcoming issuance of the Series 2022 Interim Financing Notes ("Series 2022 Notes").

The Agency would like to create an underwriter pool, expected to be in place for a period of five (5) years, to support the anticipated financing needs for the implementation of the Ten-Year Capital Improvement Plan adopted by the Board on June 15, 2022. While IEUA anticipates selecting underwriters from this pool for future transactions, it is not obligated to do so.

The Series 2022 Notes (if economic) would be sold to provide interim financing in anticipation of future draw(s) on IEUA's 2022 WIFIA loan. The WIFIA loan will be used to finance 49% of the RP-1 Solids Thickening, Philadelphia Lift Station and Force Main Improvements, Carbon Canyon Water Recycling Facility, and RP-5 Expansion projects ("the Projects"). Below is the expected disbursement schedule for the WIFIA loan.

	Anticipated Disbursements
5/15/2023	\$36,000,000
5/15/2024	\$26,000,000
5/15/2025	\$33,420,705
5/15/2026	\$24,479,295
4/15/2027	\$100,000

Expected substantial completion is expected to occur December 31, 2026.

The Series 2022 Notes, if issued, will be secured by Wastewater System revenues on a net basis (after O&M). The pledged revenues include the Agency's share of the County of San Bernardino's one percent (1%) ad valorem property tax (to the extent it is allocated to the Revenue Fund).

IEUA plans to seek Board approval for the Series 2022 Notes at the October 19th Board Meeting and price shortly thereafter. Respondents should note their ability to meet this timeline.

Financial information for the Agency is located at the following website:
<https://www.ieua.org/read-our-reports/financial-reports/>

The purpose of this RFP is to: i) create an underwriter pool and ii) secure investment banking expertise to assist IEUA with the analysis, structuring, marketing and sale of securities to complete the note issuance. In issuing this RFP, IEUA expects to select one or more underwriters for the Series 2022 Notes that, in IEUA's sole judgment, provides a combination of relevant experience and expertise and the highest degree of comfort that the transaction will close on a timely basis with the most aggressive terms possible. The selected firm(s) will work with representatives of IEUA, PFM, and bond counsel to ensure that the financing is completed on time and that the securities are well received by the market, including assisting with securing appropriate ratings.

II. Proposal Content Requirements

A. Project Team

Identify your banking and underwriting teams who would cover IEUA. Describe your team's understanding of IEUA, its CIP as well as its funding needs. How will your firm provide value in assisting IEUA in addressing these needs?

Specific to the Series 2022 Notes, note the lead banker and underwriter and detail relevant experience. If selected as underwriter for the Series 2022 Notes, these individuals may not be changed without IEUA's consent. Resumes for your team can be included as an appendix and will not count against the page limit.

B. Qualifications and Experience

Briefly discuss your proposed team's experience since January 1, 2020 serving as the underwriter for water/wastewater revenue bonds and notes, particularly within California. Please provide specific experience related to water/wastewater revenue notes broadly, and more specifically notes associated with WIFIA loans.

C. Structuring Considerations for the Series 2022 Notes

The Agency is interested in issuing the Series 2022 Notes if they provide economic benefit versus drawing on the WIFIA loan. Include indicative pricing scales as of July 29, 2022. Please provide your recommended structure pertaining to the issuance of the Series 2022 Notes and also describe your understanding of the ancillary benefits the issuance can provide the Agency. Please also discuss considerations to such a transaction as you see them with respect to IEUA specifically.

D. Marketing and Distribution Approach to Series 2022 Notes

Describe the marketing strategy your firm recommends for IEUA's Series 2022 Notes. Discuss any marketing challenges or investor concerns the firm foresees and how your firm's strategy addresses these. Also, please describe the distribution capabilities of your firm as it pertains to the Series 2022 Notes.

In addition, please also describe your marketing capabilities more broadly for future IEUA transactions.

E. Credit Strategy

Based on your understanding of the Inland Empire Utilities Agency, provide your thoughts on IEUA's credit. In addition, with regards to the Series 2022 Notes, please provide your recommended credit strategy including number of ratings (and from whom) as well as key highlights to emphasize in the ratings presentation(s) in order to secure and maintain strong ratings.

F. Fees

State your proposed underwriting fee for the proposed Series 2022 Notes, separated to show:

1. Proposed takedown (per bond by maturity)
2. Estimated underwriting expenses (including counsel)
3. Other fees, if applicable

Include any assumptions upon which your proposed fees may be based. Please also identify the firm you wish to use as underwriter's counsel and indicate anticipated expenses.

By submitting a Proposal, the underwriter agrees that the amount of its proposed "takedown" is subject to negotiation with IEUA.

For members of the underwriting pool, it is expected that fees for future transactions would be determined based on the market and transaction specifics closer to the time of sale of those future transactions.

III. Form of Proposal

- Each response should be distributed to the individuals described below by email as a single searchable file in a PDF file format. Font size should be no smaller than 11 pt.
- Responses should **not** exceed **7 total pages** in length. A one-page signed and dated cover letter can also be included which will not count against the page limit.
- Please refrain from submitting general marketing information or materials that do not explicitly respond to the information requested.
- Firms submitting responses that, in the Agency's opinion, are incomplete, impertinent, and/or do not subscribe to the format guidelines set forth above may be disqualified without further consideration, at the sole discretion of the Agency.

IV. Terms and Conditions

- The Agency reserves the right to cancel this RFP, reject any or all of the submittals and to waive irregularities. The Agency is under no obligation to execute a transaction as a result of this process. The Agency will not be liable for any costs associated with a firm's preparation of its response to this RFP.
- If the Agency chooses to not undertake this transaction, the firm(s) selected as underwriter will not be eligible for compensation.
- The Agency reserves the right to request clarification of information submitted and to

request additional information. All responses provided will remain firm for a period of ninety (90) days from the RFP's due date. Responses to the RFP become the exclusive property of the Agency.

- Respondents will refrain from contacting IEUA in any manner pertaining to this solicitation. Failure to do so may result in IEUA disqualifying said respondent's RFP submission and removal from consideration for underwriter on this transaction as well as the underwriter pool.

V. Submission Requirements

ELECTRONIC COPIES OF YOUR RESPONSE SHOULD BE DELIVERED ON OR BEFORE 5:00 PM PT, AUGUST 12, 2022 TO:

- **Kristine Day** (kday@ieua.org)
- **Javier Chagoyen-Lazaro** (jchagoyen@ieua.org)
- **Darren Hodge** (hodged@pfm.com)
- **Fred Dilly** (dillyf@pfm.com)

Responses received after such deadline may be rejected, in the sole discretion of the Agency. Should you have any questions regarding this request, please contact Darren Hodge and Fred Dilly via email by 5:00pm PT on August 5, 2022.

EXHIBIT A

WIFIA DEBT SERVICE

**Inland Empire Utilities Agency -
IEUA Regional Wastewater
System Improvements Program -
N20111CA
WIFIA Loan Amortization
Schedule**

Closing Date 3/24/2022
Loan Amount \$120,000,000.00
Interest rate 2.61%
Maturity 11/1/2060
Weight Average Life 26-5

Period Start Date	Period End Date	Period Payment Date	Period Repayment Type	Disbursements in Period	Capitalized Interest	Interest Payment	Principal Repayment	Semi-annual Debt Service Payment	Ending Balance
3/24/2022	4/30/2022	5/1/2022	No Payment	\$0.00	\$0.00	\$0.00	\$0.00	\$0.00	\$0.00
5/1/2022	10/31/2022	11/1/2022	No Payment	\$0.00	\$0.00	\$0.00	\$0.00	\$0.00	\$0.00
11/1/2022	4/30/2023	5/1/2023	No Payment	\$0.00	\$0.00	\$0.00	\$0.00	\$0.00	\$0.00
5/1/2023	10/31/2023	11/1/2023	No Payment	\$36,000,000.00	\$430,650.00	\$0.00	\$0.00	\$0.00	\$36,430,650.00
11/1/2023	4/30/2024	5/1/2024	No Payment	\$0.00	\$475,419.99	\$0.00	\$0.00	\$0.00	\$36,906,069.99
5/1/2024	10/31/2024	11/1/2024	No Payment	\$26,000,000.00	\$792,649.22	\$0.00	\$0.00	\$0.00	\$63,698,719.21
11/1/2024	4/30/2025	5/1/2025	No Payment	\$0.00	\$831,268.29	\$0.00	\$0.00	\$0.00	\$64,529,987.50
5/1/2025	10/31/2025	11/1/2025	No Payment	\$33,420,705.00	\$1,241,911.53	\$0.00	\$0.00	\$0.00	\$99,192,604.03
11/1/2025	4/30/2026	5/1/2026	No Payment	\$0.00	\$1,294,463.49	\$0.00	\$0.00	\$0.00	\$100,487,067.52
5/1/2026	10/31/2026	11/1/2026	Interest Only Total	\$24,479,295.00	\$0.00	\$1,604,189.81	\$0.00	\$1,604,189.81	\$124,966,362.52

11/1/2026	4/30/2027	5/1/2027	Interest Only Total	\$100,000.00	\$0.00	\$1,630,919.79	\$0.00	\$1,630,919.79	\$125,066,362.52
5/1/2027	10/31/2027	11/1/2027	Interest Only Total	\$0.00	\$0.00	\$1,632,116.04	\$0.00	\$1,632,116.04	\$125,066,362.52
11/1/2027	4/30/2028	5/1/2028	Interest Only Total	\$0.00	\$0.00	\$1,632,116.04	\$0.00	\$1,632,116.04	\$125,066,362.52
5/1/2028	10/31/2028	11/1/2028	Interest Only Total	\$0.00	\$0.00	\$1,632,116.04	\$0.00	\$1,632,116.04	\$125,066,362.52
11/1/2028	4/30/2029	5/1/2029	Interest Only Total	\$0.00	\$0.00	\$1,632,116.04	\$0.00	\$1,632,116.04	\$125,066,362.52
5/1/2029	10/31/2029	11/1/2029	Interest Only Total	\$0.00	\$0.00	\$1,632,116.04	\$0.00	\$1,632,116.04	\$125,066,362.52
11/1/2029	4/30/2030	5/1/2030	Interest Only Total	\$0.00	\$0.00	\$1,632,116.04	\$0.00	\$1,632,116.04	\$125,066,362.52
5/1/2030	10/31/2030	11/1/2030	Interest Only Total	\$0.00	\$0.00	\$1,632,116.04	\$0.00	\$1,632,116.04	\$125,066,362.52
11/1/2030	4/30/2031	5/1/2031	Interest Only Total	\$0.00	\$0.00	\$1,632,116.04	\$0.00	\$1,632,116.04	\$125,066,362.52
5/1/2031	10/31/2031	11/1/2031	Interest Only Total	\$0.00	\$0.00	\$1,632,116.04	\$0.00	\$1,632,116.04	\$125,066,362.52
11/1/2031	4/30/2032	5/1/2032	Interest Only Total	\$0.00	\$0.00	\$1,632,116.04	\$0.00	\$1,632,116.04	\$125,066,362.52
5/1/2032	10/31/2032	11/1/2032	Interest Only Total	\$0.00	\$0.00	\$1,632,116.04	\$0.00	\$1,632,116.04	\$125,066,362.52
11/1/2032	4/30/2033	5/1/2033	Interest Only Total	\$0.00	\$0.00	\$1,632,116.04	\$0.00	\$1,632,116.04	\$125,066,362.52
5/1/2033	10/31/2033	11/1/2033	Interest Only Total	\$0.00	\$0.00	\$1,632,116.04	\$0.00	\$1,632,116.04	\$125,066,362.52
11/1/2033	4/30/2034	5/1/2034	Interest Only Total	\$0.00	\$0.00	\$1,632,116.04	\$0.00	\$1,632,116.04	\$125,066,362.52
5/1/2034	10/31/2034	11/1/2034	Interest Only Total	\$0.00	\$0.00	\$1,632,116.04	\$0.00	\$1,632,116.04	\$125,066,362.52
11/1/2034	4/30/2035	5/1/2035	Interest Only Total	\$0.00	\$0.00	\$1,632,116.04	\$0.00	\$1,632,116.04	\$125,066,362.52
5/1/2035	10/31/2035	11/1/2035	Level Payment (annual p, semiannual i)	\$0.00	\$0.00	\$1,632,116.04	\$3,421,508.81	\$5,053,624.85	\$121,644,853.71
11/1/2035	4/30/2036	5/1/2036	Interest Only Total	\$0.00	\$0.00	\$1,587,465.35	\$0.00	\$1,587,465.35	\$121,644,853.71
5/1/2036	10/31/2036	11/1/2036	Level Payment (annual p, semiannual i)	\$0.00	\$0.00	\$1,587,465.35	\$3,510,810.19	\$5,098,275.54	\$118,134,043.52
11/1/2036	4/30/2037	5/1/2037	Interest Only Total	\$0.00	\$0.00	\$1,541,649.27	\$0.00	\$1,541,649.27	\$118,134,043.52
5/1/2037	10/31/2037	11/1/2037	Level Payment (annual p, semiannual i)	\$0.00	\$0.00	\$1,541,649.27	\$3,602,442.33	\$5,144,091.60	\$114,531,601.19
11/1/2037	4/30/2038	5/1/2038	Interest Only Total	\$0.00	\$0.00	\$1,494,637.40	\$0.00	\$1,494,637.40	\$114,531,601.19
5/1/2038	10/31/2038	11/1/2038	Level Payment (annual p, semiannual i)	\$0.00	\$0.00	\$1,494,637.40	\$3,696,466.08	\$5,191,103.48	\$110,835,135.11
11/1/2038	4/30/2039	5/1/2039	Interest Only Total	\$0.00	\$0.00	\$1,446,398.52	\$0.00	\$1,446,398.52	\$110,835,135.11
5/1/2039	10/31/2039	11/1/2039	Level Payment (annual p, semiannual i)	\$0.00	\$0.00	\$1,446,398.52	\$3,792,943.84	\$5,239,342.36	\$107,042,191.27
11/1/2039	4/30/2040	5/1/2040	Interest Only Total	\$0.00	\$0.00	\$1,396,900.60	\$0.00	\$1,396,900.60	\$107,042,191.27

5/1/2040	10/31/2040	11/1/2040	Level Payment (annual p, semiannual i)	\$0.00	\$0.00	\$1,396,900.60	\$3,891,939.68	\$5,288,840.28	\$103,150,251.59
11/1/2040	4/30/2041	5/1/2041	Interest Only Total	\$0.00	\$0.00	\$1,346,110.79	\$0.00	\$1,346,110.79	\$103,150,251.59
5/1/2041	10/31/2041	11/1/2041	Level Payment (annual p, semiannual i)	\$0.00	\$0.00	\$1,346,110.79	\$3,993,519.30	\$5,339,630.09	\$99,156,732.29
11/1/2041	4/30/2042	5/1/2042	Interest Only Total	\$0.00	\$0.00	\$1,293,995.36	\$0.00	\$1,293,995.36	\$99,156,732.29
5/1/2042	10/31/2042	11/1/2042	Level Payment (annual p, semiannual i)	\$0.00	\$0.00	\$1,293,995.36	\$4,097,750.16	\$5,391,745.52	\$95,058,982.13
11/1/2042	4/30/2043	5/1/2043	Interest Only Total	\$0.00	\$0.00	\$1,240,519.72	\$0.00	\$1,240,519.72	\$95,058,982.13
5/1/2043	10/31/2043	11/1/2043	Level Payment (annual p, semiannual i)	\$0.00	\$0.00	\$1,240,519.72	\$4,204,701.44	\$5,445,221.16	\$90,854,280.69
11/1/2043	4/30/2044	5/1/2044	Interest Only Total	\$0.00	\$0.00	\$1,185,648.37	\$0.00	\$1,185,648.37	\$90,854,280.69
5/1/2044	10/31/2044	11/1/2044	Level Payment (annual p, semiannual i)	\$0.00	\$0.00	\$1,185,648.37	\$4,314,444.14	\$5,500,092.51	\$86,539,836.55
11/1/2044	4/30/2045	5/1/2045	Interest Only Total	\$0.00	\$0.00	\$1,129,344.87	\$0.00	\$1,129,344.87	\$86,539,836.55
5/1/2045	10/31/2045	11/1/2045	Level Payment (annual p, semiannual i)	\$0.00	\$0.00	\$1,129,344.87	\$4,427,051.13	\$5,556,396.00	\$82,112,785.42
11/1/2045	4/30/2046	5/1/2046	Interest Only Total	\$0.00	\$0.00	\$1,071,571.85	\$0.00	\$1,071,571.85	\$82,112,785.42
5/1/2046	10/31/2046	11/1/2046	Level Payment (annual p, semiannual i)	\$0.00	\$0.00	\$1,071,571.85	\$4,542,597.17	\$5,614,169.02	\$77,570,188.25
11/1/2046	4/30/2047	5/1/2047	Interest Only Total	\$0.00	\$0.00	\$1,012,290.96	\$0.00	\$1,012,290.96	\$77,570,188.25
5/1/2047	10/31/2047	11/1/2047	Level Payment (annual p, semiannual i)	\$0.00	\$0.00	\$1,012,290.96	\$4,661,158.96	\$5,673,449.92	\$72,909,029.29
11/1/2047	4/30/2048	5/1/2048	Interest Only Total	\$0.00	\$0.00	\$951,462.84	\$0.00	\$951,462.84	\$72,909,029.29
5/1/2048	10/31/2048	11/1/2048	Level Payment (annual p, semiannual i)	\$0.00	\$0.00	\$951,462.84	\$4,782,815.20	\$5,734,278.04	\$68,126,214.09
11/1/2048	4/30/2049	5/1/2049	Interest Only Total	\$0.00	\$0.00	\$889,047.10	\$0.00	\$889,047.10	\$68,126,214.09
5/1/2049	10/31/2049	11/1/2049	Level Payment (annual p, semiannual i)	\$0.00	\$0.00	\$889,047.10	\$4,907,646.68	\$5,796,693.78	\$63,218,567.41
11/1/2049	4/30/2050	5/1/2050	Interest Only Total	\$0.00	\$0.00	\$825,002.31	\$0.00	\$825,002.31	\$63,218,567.41
5/1/2050	10/31/2050	11/1/2050	Level Payment (annual p, semiannual i)	\$0.00	\$0.00	\$825,002.31	\$5,035,736.26	\$5,860,738.57	\$58,182,831.15
11/1/2050	4/30/2051	5/1/2051	Interest Only Total	\$0.00	\$0.00	\$759,285.95	\$0.00	\$759,285.95	\$58,182,831.15
5/1/2051	10/31/2051	11/1/2051	Level Payment (annual p, semiannual i)	\$0.00	\$0.00	\$759,285.95	\$5,167,168.98	\$5,926,454.93	\$53,015,662.17
11/1/2051	4/30/2052	5/1/2052	Interest Only Total	\$0.00	\$0.00	\$691,854.40	\$0.00	\$691,854.40	\$53,015,662.17
5/1/2052	10/31/2052	11/1/2052	Level Payment (annual p, semiannual i)	\$0.00	\$0.00	\$691,854.40	\$5,302,032.09	\$5,993,886.49	\$47,713,630.08

11/1/2052	4/30/2053	5/1/2053	Interest Only Total	\$0.00	\$0.00	\$622,662.88	\$0.00	\$622,662.88	\$47,713,630.08
5/1/2053	10/31/2053	11/1/2053	Level Payment (annual p, semiannual i)	\$0.00	\$0.00	\$622,662.88	\$5,440,415.12	\$6,063,078.00	\$42,273,214.96
11/1/2053	4/30/2054	5/1/2054	Interest Only Total	\$0.00	\$0.00	\$551,665.46	\$0.00	\$551,665.46	\$42,273,214.96
5/1/2054	10/31/2054	11/1/2054	Level Payment (annual p, semiannual i)	\$0.00	\$0.00	\$551,665.46	\$5,582,409.96	\$6,134,075.42	\$36,690,805.00
11/1/2054	4/30/2055	5/1/2055	Interest Only Total	\$0.00	\$0.00	\$478,815.01	\$0.00	\$478,815.01	\$36,690,805.00
5/1/2055	10/31/2055	11/1/2055	Level Payment (annual p, semiannual i)	\$0.00	\$0.00	\$478,815.01	\$5,728,110.86	\$6,206,925.87	\$30,962,694.14
11/1/2055	4/30/2056	5/1/2056	Interest Only Total	\$0.00	\$0.00	\$404,063.16	\$0.00	\$404,063.16	\$30,962,694.14
5/1/2056	10/31/2056	11/1/2056	Level Payment (annual p, semiannual i)	\$0.00	\$0.00	\$404,063.16	\$5,877,614.55	\$6,281,677.71	\$25,085,079.59
11/1/2056	4/30/2057	5/1/2057	Interest Only Total	\$0.00	\$0.00	\$327,360.29	\$0.00	\$327,360.29	\$25,085,079.59
5/1/2057	10/31/2057	11/1/2057	Level Payment (annual p, semiannual i)	\$0.00	\$0.00	\$327,360.29	\$6,031,020.29	\$6,358,380.58	\$19,054,059.30
11/1/2057	4/30/2058	5/1/2058	Interest Only Total	\$0.00	\$0.00	\$248,655.48	\$0.00	\$248,655.48	\$19,054,059.30
5/1/2058	10/31/2058	11/1/2058	Level Payment (annual p, semiannual i)	\$0.00	\$0.00	\$248,655.48	\$6,188,429.92	\$6,437,085.40	\$12,865,629.38
11/1/2058	4/30/2059	5/1/2059	Interest Only Total	\$0.00	\$0.00	\$167,896.47	\$0.00	\$167,896.47	\$12,865,629.38
5/1/2059	10/31/2059	11/1/2059	Level Payment (annual p, semiannual i)	\$0.00	\$0.00	\$167,896.47	\$6,349,947.94	\$6,517,844.41	\$6,515,681.44
11/1/2059	4/30/2060	5/1/2060	Interest Only Total	\$0.00	\$0.00	\$85,029.65	\$0.00	\$85,029.65	\$6,515,681.44
5/1/2060	10/31/2060	11/1/2060	Level Payment (annual p, semiannual i)	\$0.00	\$0.00	\$85,029.65	\$6,515,681.44	\$6,600,711.09	\$0.00
Total				\$120,000,000.00	\$5,066,362.52	\$76,479,750.40	\$125,066,362.52	\$201,546,112.92	

INFORMATION
ITEM
2B



Date: August 17, 2022

To: The Honorable Board of Directors

From: Shivaji Deshmukh, General Manager

Committee: Finance & Administration

08/10/22

Staff Contact: Kristine Day, Assistant General Manager

Subject: Treasurer's Report of Financial Affairs

Executive Summary:

The Treasurer's Report of Financial Affairs for the month ended June 30, 2022 is submitted in a format consistent with the State requirements.

For the month of June 2022, total cash, investments, and restricted deposits of \$515,081,494 reflects a decrease of \$3,906,154 compared to the total of \$518,987,648 reported for May 2022. The decrease was primarily due to debt service payments for the 2020A Refunding Revenue bonds. The average days cash on hand increased from 234 days to 262 days for the month of June 2022. The change in average days cash on hand is due to lower overall disbursements for the month of June 2022 in comparison with the month of June 2021.

The unrestricted Agency investment portfolio yield in June 2022 was 1.027 percent, a slight increase of 0.082 percent compared to the May 2022 yield of 0.945 percent. The change in yield is mainly attributed to market conditions and an increased earnings yield in the Local Agency Investment Fund and the California Asset Management Program (CAMP) accounts.

Staff's Recommendation:

The Treasurer's Report of Financial Affairs for the month ended June 30, 2022 is an information item for the Board of Director's review

Budget Impact *Budgeted (Y/N):* N *Amendment (Y/N):* N *Amount for Requested Approval:*

Account/Project Name:

Fiscal Impact (explain if not budgeted):

Interest earned on the Agency's investment portfolio increases the Agency's overall reserves.

Prior Board Action:

On July 20, 2022 the Board of Directors received the Treasurer's Report of Financial Affairs for the month ended May 31, 2022.

Environmental Determination:

Not Applicable

Business Goal:

The Treasurer's Report of Financial Affairs is consistent with the Agency's Business Goal of Fiscal Responsibility in providing financial reporting that accounts for cash and investment activities to fund operating requirements and to optimize investment earnings.

Attachments:

Attachment 1 - Background

Attachment 2 - PowerPoint

Attachment 3 - Treasurer's Report of Financial Affairs

Background

Subject: Treasurer's Report of Financial Affairs

The Treasurer's Report of Financial Affairs for the month ended June 30, 2022, is submitted in a format consistent with State requirements. The monthly report denotes investment transactions that have been executed in accordance with the Agency's Investment Policy (Resolution No. 2021-4-2).

Agency total cash, investments, and restricted deposits for the month of June 2022 was \$515.1 million, a decrease of \$3.9 million compared to the \$519.0 million reported for the month ended May 2022 as shown in Figure 1. The decrease can be primarily attributed to principal and interest payment for the 2020A Refunding Revenue Bond.

Figure 1: Cash, Investments, and Restricted Deposits



PFM continues to focus on investment discipline and maintaining a neutral duration strategy to ensure current investments align with the Agency's Investment Policy's goals of preservation of capital in the overall portfolio, provide sufficient liquidity to meet to operating requirements, and attain a market rate of return throughout budgetary and economic cycles.

Table 1 below represents the unrestricted Agency investment portfolio by authorized investment and duration with a total portfolio amount of \$227.2 million. The Agency portfolio excludes cash and restricted deposits in the amount of \$287.9 million held by member agencies and with fiscal agents, including \$151.8 million in capitalized interest and debt proceeds for the RP-5 Expansion Project.

Table 1: Agency Portfolio

Authorized Investments	Allowable Threshold (\$ million or %)	Investment Value as of June 30, 2022 (\$ million)				Average Yield %	Portfolio% (Unrestricted)
		Under 1 Year	1-3 Years	Over 3 Years	Total		
LAIF*- Unrestricted	\$75	\$65.1	\$0.0	\$0.0	\$65.1	0.861%	28.65%
CAMP** – Unrestricted	n/a	17.6			17.6	1.140%	7.74%
CBB*** – Sweep	40%	30.8			30.8	0.100%	13.58%
Sub-Total Agency Managed		\$113.5	\$0.0	\$0.0	\$113.5	0.697%	49.97%
Brokered Cert. of Deposit	30%	\$1.9	\$0.0	\$0.0	\$1.9	0.867%	0.82%
Medium Term Notes	30%	4.4	8.1	3.5	16.0	1.943%	7.05%
Municipal Bonds	10%	.2	1.3	.6	2.1	0.986%	0.94%
Supranational Bonds	20%		1.7		1.7	0.520%	0.73%
US Treasury Notes	n/a	5.6	24.4	32.9	62.9	1.421%	27.69%
US Gov't Securities	n/a	5.4	19.6	4.1	29.1	1.003%	12.79%
Sub-Total PFM Managed		\$17.5	\$55.1	\$41.1	\$113.7	1.357%	50.03%
Total		\$131.0	\$55.1	\$41.1	\$227.2	1.027%	100.0%

*LAIF – Local Agency Investment Fund

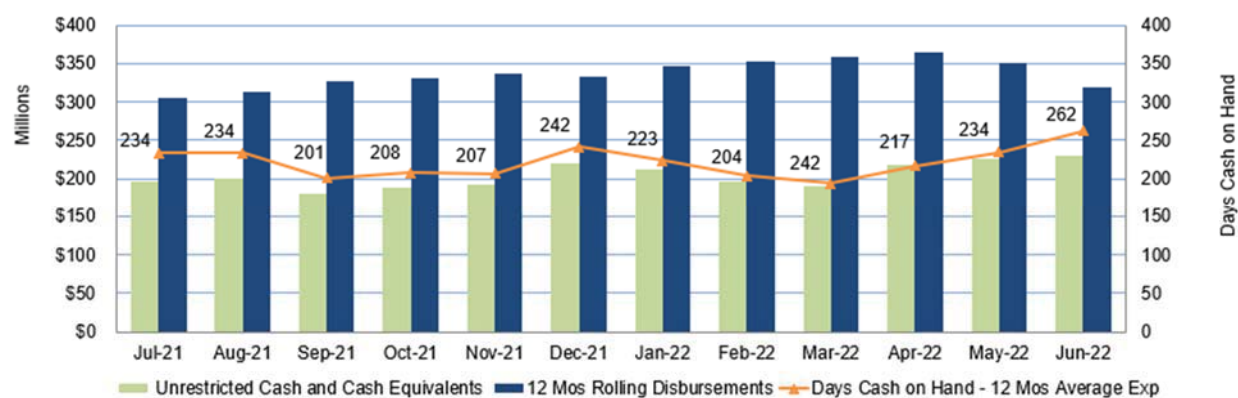
**CAMP – California Asset Management Program

***CBB – Citizens Business Bank

+/- due to rounding

Average days cash on hand is calculated using the monthly ending balance of unrestricted cash and cash equivalents divided by disbursements associated with operating expenses, debt service costs, and capital expenditures. The average days cash on hand increased from 234 days to 262 days for the month of June 2022 as shown in Figure 2. The change in average days cash on hand is due to lower overall disbursements for the month of June 2022 in comparison with the month of June 2021,

Figure 2: Days Cash on Hand – 12 Month Rolling Average



Monthly cash and investment summaries are available on the Agency's website at:

<https://www.ieua.org/read-our-reports/cash-and-investment/>



Treasurer's Report of Financial Affairs for the Month Ended June 30, 2022

Alex Lopez

Acting Budget Officer

August 2022

Agency Liquidity

- Increase in Investment Portfolio Yield is primarily due to an increased earnings yield in the Local Agency Investment Fund and the California Asset Management Program (CAMP) accounts.

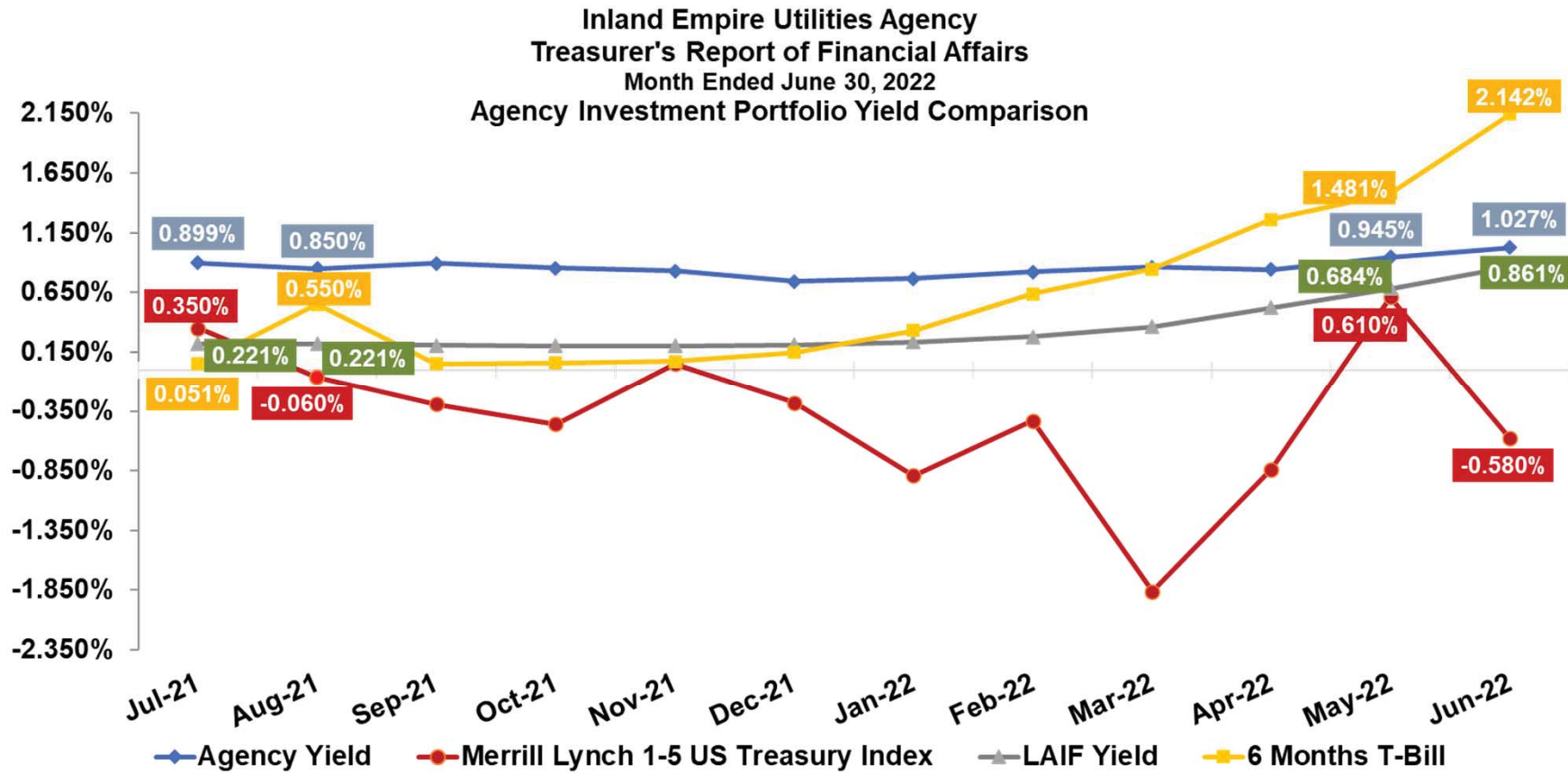
Description	June \$ Millions	May \$ Millions	Increase / (Decrease) \$ Millions
Investment Portfolio	\$227.2	\$223.3	\$3.9
Cash and Restricted Deposits	\$287.9	\$295.7	(\$7.8)
Total Investments, Cash, and Restricted Deposits	\$515.1	\$519.0	(\$3.9)
Investment Portfolio Yield	1.027%	0.945%	0.082%
Weighted Average Duration (Years)	1.26	1.29	(0.03)
Average Cash on Hand (Days)	262	234	28

Monthly cash and investment summaries available at: <https://www.ieua.org/read-our-reports/cash-and-investment/>

Agency Investment Position

Authorized Investments	Allowable Threshold (\$ million or %)	Under 1 Year	1 – 3 Years	Over 3 Years	Total	Average Yield %	Portfolio % (Unrestricted)
Local Agency Investment Fund	\$75	\$65.1	\$0.0	\$0.0	\$65.1	0.861%	28.65%
California Asset Management Program	n/a	17.6			17.6	1.140%	7.74%
Citizens Business Bank – Sweep	40%	30.8			30.8	0.100%	13.58%
Sub-Total Agency Managed		\$113.5	\$0.0	\$0.0	\$113.5	0.697%	49.96%
Brokered Certificates of Deposit (CD)	30%	\$1.9	\$0.0	\$0.0	\$1.9	0.867%	0.82%
Medium Term Notes	30%	4.4	8.1	3.5	16.0	1.943%	7.05%
Municipal Bonds	10%	0.2	1.3	0.6	2.1	0.986%	0.94%
Supranational Bonds	20%		1.7		1.7	0.520%	0.73%
US Treasury Notes	n/a	5.6	24.4	32.9	62.9	1.421%	27.69%
US Government Securities	n/a	5.4	19.6	4.1	29.1	1.003%	12.79%
Sub-Total PFM Managed		\$17.5	\$55.1	\$41.1	\$113.7	1.357%	50.04%
Total		\$131.0	\$55.1	\$41.1	\$227.2	1.027%	100.0%

Portfolio Yield Comparison



TREASURER'S REPORT OF FINANCIAL AFFAIRS

For the Month Ended June 30, 2022



All investment transactions have been executed in accordance with the criteria stated in the Agency's Investment Policy (Resolution No. 2021-4-2) adopted by the Inland Empire Utilities Agency's Board of Directors during its regular meeting held on April 21, 2021.

The funds anticipated to be available during the next six-month period are expected to be sufficient to meet all foreseen expenditures during the period.

* A Municipal Water District

INLAND EMPIRE UTILITIES AGENCY
Cash and Investment Summary

Month Ended
June 30, 2022

	June	May	Variance
<u>Cash, Bank Deposits, and Bank Investment Accounts</u>	\$2,388,581	\$2,168,852	\$219,729
<u>Investments</u>			
Agency Managed			
Citizens Business Bank (CBB) Repurchase (Sweep)	\$30,853,015	\$26,902,880	\$3,950,135
Local Agency Investment Fund (LAIF)	65,089,463	65,089,463	-
California Asset Management Program (CAMP)	17,588,516	17,572,062	16,454
Total Agency Managed Investments	113,530,994	109,564,405	\$3,966,589
PFM Managed			
Certificates of Deposit	\$1,870,000	\$2,615,000	(\$745,000)
Municipal Bonds	2,141,041	2,141,069	(28)
Supra-National Agency Bonds	1,669,081	1,669,047	34
Medium Term Notes	16,019,511	16,022,625	(3,114)
U.S. Treasury Notes	62,929,827	62,190,458	739,369
U.S. Government Sponsored Entities	29,065,049	29,065,763	(714)
Total PFM Managed Investments	113,694,509	113,703,962	(\$9,453)
Total Investments	\$227,225,503	\$223,268,367	\$3,957,136
Total Cash and Investments Available to the Agency	\$229,614,084	\$225,437,219	\$4,176,865
<u>Restricted Deposits</u>			
CAMP Water Connection Reserve	\$26,735,782	\$26,174,404	\$561,378
LAIF Self Insurance Reserve	6,561,677	6,561,677	-
Bond and Note Accounts	22,094,461	27,125,210	(5,030,749)
2020B Construction Accounts	129,719,009	129,709,146	9,863
Capital Capacity Reimbursement Account (CCRA) Deposits Held by Member Agencies**	72,975,000	76,440,579	(3,465,579)
California Employers' Retirement Benefit Trust Account - CERBT (Other Post Employment Benefits - OPEB)	20,025,413	21,198,642	(1,173,229)
Escrow Deposits	7,356,068	6,340,771	1,015,297
Total Restricted Deposits	\$285,467,410	\$293,550,429	(\$8,083,018)
<u>Total Cash, Investments, and Restricted Deposits</u>	\$515,081,494	\$518,987,648	(\$3,906,154)

**Total reported as of May 31, 2022 net of capital call receipts through June

INLAND EMPIRE UTILITIES AGENCY
Cash and Investment Summary

Month Ended
June 30, 2022

Cash, Bank Deposits, and Bank Investment Accounts

CBB Demand Account (Negative balance offset by CBB Sweep Balance)	\$1,731,305
CBB Payroll Account	-
CBB Workers' Compensation Account	34,578
Subtotal Demand Deposits	<u>\$1,765,883</u>

Other Cash and Bank Accounts

Petty Cash	\$2,250
Subtotal Other Cash	<u>\$2,250</u>

US Bank Pre-Investment Money Market Account

\$620,448

Total Cash and Bank Accounts

\$2,388,581

Unrestricted Investments

CBB Repurchase (Sweep) Investments

Freddie Mac (FHLMC)	\$7,791,997
Fannie Mae (FNMA)	23,061,018
Subtotal CBB Repurchase (Sweep)	<u>\$30,853,015</u>

Local Agency Investment Fund (LAIF)

LAIF Fund	\$65,089,463
Subtotal Local Agency Investment Fund	<u>\$65,089,463</u>

California Asset Management Program (CAMP)

Short Term	\$17,588,516
Subtotal CAMP	<u>\$17,588,516</u>

Subtotal Agency Managed Investment Accounts

\$113,530,994

Brokered Certificates of Deposit

Brokered Certificates of Deposit	\$1,870,000
Subtotal Brokered Certificates of Deposit	<u>\$1,870,000</u>

Supra-National Agency Bonds

Inter-American Development Bank Notes	\$1,669,081
Subtotal Supra-National Agency Bonds	<u>\$1,669,081</u>

INLAND EMPIRE UTILITIES AGENCY
Cash and Investment Summary

Month Ended
June 30, 2022

Unrestricted Investments Continued

Municipal Bonds

Subtotal State and Local Municipal Bonds	\$2,141,041
Subtotal State and Municipal Bonds	<u>\$2,141,041</u>

Medium Term Notes

Medium Term Notes	\$16,019,511
Subtotal Medium Term Notes	<u>\$16,019,511</u>

U.S. Treasury Notes

Treasury Note	\$62,929,827
Subtotal U.S. Treasury Notes	<u>\$62,929,827</u>

U.S. Government Sponsored Entities

Fannie Mae Bank	\$17,834,755
Freddie Mac Bank	7,936,043
Federal Home Loan Bank	<u>3,294,251</u>
Subtotal U.S. Government Sponsored Entities	<u>\$29,065,049</u>

Subtotal PFM Managed Investment Accounts

\$113,694,509

Total Investments

\$227,225,503

Restricted Deposits

Investment Pool Accounts

CAMP - Water Connection Reserves	\$26,735,782
LAIF - Self Insurance Fund Reserves	<u>6,561,677</u>
Subtotal Investment Pool Accounts	<u>\$33,297,459</u>

Bond and Note Accounts

2017A Debt Service Accounts	\$428
2020A Debt Service Accounts	3
2020B Debt Service Accounts	39
2020B Capitalized Interest	<u>22,093,991</u>
Subtotal Bond and Note Accounts	<u>\$22,094,461</u>

INLAND EMPIRE UTILITIES AGENCY
Cash and Investment Summary

Month Ended
June 30, 2022

Restricted Deposits Continued

2020B Construction Project Accounts

LAIF Construction Project Accounts	\$119,175,803
CAMP Construction Project Accounts	10,543,206
Subtotal 2020B Construction Project Accounts	<u>\$129,719,009</u>

CCRA Deposits Held by Member Agencies

City of Chino	\$11,410,885
Cucamonga Valley Water District	10,768,813
City of Fontana	15,651,052
City of Montclair	1,812,295
City of Ontario	26,841,305
City of Chino Hills	3,162,709
City of Upland	3,327,941
Subtotal CCRA Deposits Held by Member Agencies**	<u>\$72,975,000</u>

***Total reported as of May 31, 2022 net of capital call receipts through June*

CalPERS

CERBT Account (OPEB)	\$20,025,413
Subtotal CalPERS Accounts	<u>\$20,025,413</u>

Escrow Deposits

Genesis Construction	\$218,308
W.M. Lyles Construction	6,869,893
MNR Construction, Inc.	267,867
Subtotal Escrow Deposits	<u>\$7,356,068</u>

Total Restricted Deposits

\$285,467,410

Total Cash, Investments, and Restricted Deposits as of June 30, 2022

\$515,081,494

Total Cash, Investments, and Restricted Deposits as of 6/30/2022

\$515,081,494

Less: Total Cash, Investments, and Restricted Deposits as of 5/31/2022

518,987,648

Total Monthly Increase (Decrease)

(\$3,906,154)

INLAND EMPIRE UTILITIES AGENCY

Cash and Investment Summary

Month Ended
June 30, 2022

Par	Cost Basis	Term	June	%	%	Maturity	Market
Amount	Amount	(Days)	Value	Coupon	Yield to Maturity	Date	Value

Cash, Bank Deposits, and Bank Investment Accounts

Citizens Business Bank (CBB)

Demand Account	\$1,731,305	\$1,731,305	N/A	\$1,731,305	N/A	N/A	\$1,731,305
Payroll Checking	0	0	N/A	0	N/A	N/A	0
Workers' Compensation Account	34,578	67,069	N/A	34,578	N/A	N/A	34,578
Subtotal CBB Accounts	\$1,765,883	\$1,798,374		\$1,765,883			\$1,765,883

US Bank (USB)

Custodial Money Market (<i>Investment Mgmt.</i>)	\$244,586	\$244,586	N/A	\$244,586	0.67%	N/A	\$244,586
Custodial Money Market (<i>Debt Service</i>)	375,862	375,862	N/A	375,862	0.67%	N/A	375,862
Subtotal USB Account	\$620,448	\$620,448		\$620,448	0.67%		\$620,448

Petty Cash

	\$2,250	\$2,250	N/A	\$2,250	N/A	N/A	\$2,250
--	---------	---------	-----	---------	-----	-----	---------

Total Cash, Bank Deposits and Bank Investment Accounts

	\$2,388,581	\$2,421,072		\$2,388,581			\$2,388,581
--	--------------------	--------------------	--	--------------------	--	--	--------------------

Investments

CBB Daily Repurchase (Sweep) Accounts

Freddie Mac (FHLMC)	\$7,791,997	\$7,791,997	N/A	\$7,791,997	0.10%	N/A	\$7,791,997
Fannie Mae (FNMA)	23,061,018	23,061,018	N/A	23,061,018	0.10%	N/A	23,061,018
Subtotal CBB Repurchase Accounts	\$30,853,015	\$30,853,015		\$30,853,015	0.10%		\$30,853,015

LAIF Accounts

Non-Restricted Funds	\$65,089,463	\$65,089,463	N/A	\$65,089,463	0.861%	N/A	\$65,089,463
Subtotal LAIF Accounts	\$65,089,463	\$65,089,463		\$65,089,463	0.861%		\$65,089,463

CAMP Accounts

Non-Restricted Funds	\$17,588,516	\$17,588,516	N/A	\$17,588,516	1.14%	N/A	\$17,588,516
Subtotal CAMP Accounts	\$17,588,516	\$17,588,516		\$17,588,516	1.14%		\$17,588,516

Subtotal Agency Managed Investment Accounts

	\$113,530,994	\$113,530,994		\$113,530,994	0.70%		\$113,530,994
--	----------------------	----------------------	--	----------------------	--------------	--	----------------------

Brokered Certificates of Deposit (CDs)

Barclays Bank PLC NY	\$1,125,000	\$1,125,000	1153	\$1,125,000	1.05%	1.05%	02/01/23	\$1,108,180
Credit Suisse NY	745,000	745,000	724	745,000	0.59%	0.59%	03/17/23	730,496
Subtotal Brokered CDs	\$1,870,000	\$1,870,000		\$1,870,000	0.87%			\$1,838,676

INLAND EMPIRE UTILITIES AGENCY

Cash and Investment Summary

Month Ended
June 30, 2022

Par	Cost Basis	Term	June	%	%	Maturity	Market
Amount	Amount	(Days)	Value	Coupon	Yield to Maturity	Date	Value
\$200,000	\$190,453	1580	\$198,707	1.750%	2.93%	01/31/23	\$199,000
310,000	293,289	1699	307,620	1.500%	2.74%	02/28/23	307,433
1,235,000	1,189,508	1508	1,226,764	1.50%	2.44%	03/31/23	1,223,036
1,880,000	1,875,300	709	1,877,786	0.13%	0.25%	05/31/23	1,833,294
2,000,000	1,899,453	1618	1,977,380	1.38%	2.58%	06/30/23	1,969,688
1,260,000	1,196,951	1630	1,244,721	1.25%	2.44%	07/31/23	1,237,359
650,000	667,088	1611	654,837	2.88%	2.25%	09/30/23	649,188
1,875,000	1,870,898	877	1,872,652	0.25%	0.34%	11/15/23	1,806,152
3,450,000	3,484,904	1713	3,460,229	2.75%	2.52%	11/15/23	3,438,680
2,525,000	2,479,826	1786	2,511,923	2.13%	2.52%	11/30/23	2,495,410
990,000	988,608	1044	989,290	0.13%	0.17%	12/15/23	949,781
120,000	120,356	1813	120,109	2.63%	2.56%	12/31/23	119,363
810,000	806,235	917	807,688	0.13%	0.31%	01/15/24	775,322
675,000	709,778	962	697,712	2.38%	0.35%	02/29/24	668,461
2,345,000	2,355,534	1792	2,348,933	2.00%	1.90%	04/30/24	2,303,596
210,000	208,679	1059	209,147	0.25%	0.47%	05/15/24	199,566
575,000	580,930	1824	577,373	2.00%	1.78%	06/30/24	564,039
1,000,000	1,016,172	1818	1,006,769	2.13%	1.78%	07/31/24	982,344
1,310,000	1,349,146	1824	1,327,642	2.13%	1.50%	09/30/24	1,285,438
595,000	614,454	1822	604,108	2.25%	1.57%	10/31/24	584,773
510,000	521,814	1789	515,831	2.13%	1.63%	11/30/24	499,322
1,820,000	1,876,875	1273	1,859,921	1.50%	0.58%	11/30/24	1,755,447
1,445,000	1,383,587	1319	1,388,457	1.13%	2.73%	01/15/25	1,377,717
340,000	335,232	1475	336,557	0.25%	0.60%	05/31/25	313,703
1,900,000	1,866,230	1440	1,875,025	0.25%	0.71%	05/31/25	1,753,047
2,050,000	2,027,898	1532	2,032,815	0.25%	0.52%	08/31/25	1,876,711
990,000	968,228	1463	972,335	0.25%	0.81%	09/30/25	904,148
1,600,000	1,573,125	1463	1,578,475	0.25%	0.67%	09/30/25	1,461,250
435,000	427,965	1658	429,705	0.38%	0.74%	11/30/25	397,277
1,910,000	1,873,218	1623	1,881,716	0.38%	0.82%	11/30/25	1,744,367
2,925,000	2,845,591	1623	2,858,443	0.38%	1.06%	11/30/25	2,671,348
815,000	810,034	1814	811,498	0.38%	0.50%	12/31/25	742,541
1,780,000	1,751,145	1699	1,758,278	0.38%	0.73%	12/31/25	1,621,747
870,000	820,995	1730	825,388	0.38%	1.86%	01/31/26	790,884
1,520,000	1,466,087	1730	1,472,473	0.38%	1.27%	01/31/26	1,381,775
1,540,000	1,400,437	1730	1,406,355	0.38%	2.95%	01/31/26	1,399,956
2,345,000	2,248,910	1730	2,259,890	0.38%	1.42%	01/31/26	2,131,752
2,940,000	3,257,428	1730	3,168,228	2.63%	0.43%	01/31/26	2,897,278
1,765,000	1,717,428	1850	1,723,775	0.50%	1.15%	02/28/26	1,608,356
3,110,000	3,068,088	1821	3,079,205	0.50%	0.78%	02/28/26	2,833,987
1,360,000	1,359,469	1666	1,359,563	0.75%	0.76%	03/31/26	1,249,075
1,464,000	1,453,192	1805	1,455,437	0.75%	0.90%	05/31/26	1,339,331
2,120,000	1,942,947	1805	1,945,749	0.75%	2.99%	05/31/26	1,939,469
890,000	819,461	1927	823,123	0.88%	2.77%	09/30/26	812,820
1,190,000	1,086,851	1927	1,090,195	0.88%	3.00%	09/30/26	1,086,805
\$63,649,000	\$62,799,797		\$62,929,827		1.42%		\$60,182,036

INLAND EMPIRE UTILITIES AGENCY

Cash and Investment Summary

Month Ended
June 30, 2022

Par	Cost Basis	Term	June	%	%	Maturity	Market
Amount	Amount	(Days)	Value	Coupon	Yield to Maturity	Date	Value

Investments (continued)

U.S. Government Sponsored Entities

Federal Home Loan Bank	\$1,280,000	\$1,277,645	1092	\$1,279,502	1.38%	1.44%	02/17/23	\$1,270,926
Fannie Mae Bond	1,360,000	1,355,906	365	1,358,785	0.25%	0.35%	05/22/23	\$1,329,562
Freddie Mac Bond	1,450,000	1,444,461	1,810	1,448,920	2.75%	2.83%	06/19/23	\$1,448,221
Freddie Mac Bond	1,330,000	1,326,116	1,095	1,328,723	0.25%	0.35%	06/26/23	\$1,295,992
Fannie Mae Bond	1,875,000	1,870,969	1,095	1,873,623	0.25%	0.32%	07/10/23	\$1,824,668
Fannie Mae Bond	645,000	645,000	1,092	645,000	0.36%	0.36%	08/18/23	\$626,694
Freddie Mac Bond	885,000	884,097	1,098	884,655	0.25%	0.28%	08/24/23	\$858,165
Fannie Mae Bond	855,000	853,273	1,741	854,565	2.88%	2.92%	09/12/23	\$854,154
Fannie Mae Bond	1,820,000	1,803,274	1,772	1,815,866	2.88%	3.08%	09/12/23	\$1,818,200
Freddie Mac Bond	805,000	804,203	1,095	804,621	0.25%	0.28%	12/04/23	\$774,152
Federal Home Loan Bank	870,000	895,642	1,772	877,597	3.38%	2.72%	12/08/23	\$874,327
Federal Home Loan Bank	190,000	189,327	1,824	189,782	2.50%	2.58%	02/13/24	\$188,427
Fannie Mae Bond	2,055,000	2,130,234	1,769	2,094,169	1.63%	0.85%	01/07/25	\$1,983,151
Freddie Mac Bond	1,215,000	1,214,064	1,825	1,214,509	1.50%	1.52%	02/12/25	\$1,166,852
Federal Home Loan Bank	950,000	945,288	1,824	947,370	0.50%	0.60%	04/14/25	\$884,807
Fannie Mae Bond	495,000	496,629	1,792	495,932	0.63%	0.56%	04/22/25	\$461,916
Fannie Mae Bond	1,275,000	1,272,374	1,824	1,273,523	0.63%	0.67%	04/22/25	\$1,189,784
Fannie Mae Bond	1,425,000	1,432,296	1,782	1,429,201	0.63%	0.52%	04/22/25	\$1,329,759
Fannie Mae Bond	240,000	241,126	1,716	240,710	0.50%	0.40%	06/17/25	\$222,221
Fannie Mae Bond	995,000	996,473	1,693	995,941	0.50%	0.47%	06/17/25	\$921,291
Fannie Mae Bond	1,435,000	1,441,931	1,778	1,439,218	0.50%	0.40%	06/17/25	\$1,328,695
Fannie Mae Bond	1,480,000	1,476,936	1,824	1,478,183	0.50%	0.54%	06/17/25	\$1,370,362
Freddie Mac Bond	895,000	890,543	1,824	892,273	0.38%	0.48%	07/21/25	\$824,675
Fannie Mae Bond	950,000	945,554	1,824	947,194	0.38%	0.47%	08/25/25	\$873,156
Freddie Mac Bond	1,365,000	1,360,891	1,824	1,362,342	0.38%	0.44%	09/23/25	\$1,252,783
Fannie Mae Bond	895,000	891,796	1,821	892,845	0.50%	0.57%	11/07/25	\$821,504
Subtotal U.S. Gov't Sponsored Entities	\$29,035,000	\$29,086,048		\$29,065,049		1.00%		\$27,794,444

Supra-National Agency Bond

Inter-American Development Bank Notes	\$1,670,000	\$1,668,764	1,461	\$1,669,081	0.50%	0.52%	09/23/24	\$1,578,781
Subtotal Supra-National Agency Bond	\$1,670,000	\$1,668,764		\$1,669,081		0.52%		\$1,578,781

INLAND EMPIRE UTILITIES AGENCY

Cash and Investment Summary

Month Ended
June 30, 2022

Par	Cost Basis	Term	June	%	%	Maturity	Market
Amount	Amount	(Days)	Value	Coupon	Yield to Maturity	Date	Value
Investments (continued)							
Municipal Bonds							
\$195,000	\$195,000	949	\$195,000	1.48%	1.48%	07/01/23	\$191,646
250,000	249,930	1457	249,963	0.51%	0.52%	08/01/24	237,650
100,000	100,000	1578	100,000	0.56%	0.56%	12/01/24	93,422
90,000	90,326	1764	90,192	0.88%	0.81%	05/15/25	83,632
205,000	205,000	1764	205,000	0.88%	0.88%	05/15/25	190,496
200,000	201,414	1749	200,886	1.26%	1.11%	07/01/25	187,460
520,000	520,000	1749	520,000	1.26%	1.26%	07/01/25	487,396
375,000	375,000	1725	375,000	0.77%	0.77%	08/01/25	347,175
205,000	205,000	1792	205,000	1.05%	1.05%	01/01/26	187,188
\$2,140,000	\$2,141,670		\$2,141,041		0.99%		\$2,006,065
Medium Term Notes							
\$935,000	\$925,996	1409	\$933,492	2.40%	2.66%	02/22/23	\$932,118
800,000	790,800	1792	798,681	3.00%	3.26%	03/15/23	799,629
1,375,000	1,387,595	1555	1,377,438	3.50%	3.27%	04/28/23	1,380,536
565,000	563,463	1095	564,559	0.75%	0.84%	05/11/23	554,632
720,000	755,741	1330	729,379	3.50%	2.08%	06/15/23	722,581
1,260,000	1,276,393	1807	1,265,476	2.95%	2.67%	03/15/24	1,255,266
560,000	559,182	1096	559,492	0.45%	0.50%	05/12/24	532,372
1,425,000	1,495,195	1768	1,440,339	2.85%	1.78%	07/08/24	1,417,730
570,000	570,000	1461	570,000	0.65%	0.65%	09/16/24	547,779
725,000	725,000	1464	725,000	0.81%	0.81%	10/24/24	691,449
790,000	770,045	1542	772,219	1.25%	2.17%	01/10/25	748,065
315,000	318,078	1724	316,710	1.80%	1.58%	02/13/25	300,280
425,000	429,152	1724	427,307	1.80%	1.58%	02/13/25	405,139
1,425,000	1,475,744	1743	1,452,506	1.75%	0.98%	02/14/25	1,374,105
555,000	555,000	1461	555,000	0.82%	0.82%	06/01/25	519,148
355,000	355,000	1530	355,000	0.77%	0.77%	08/09/25	329,699
349,000	345,524	1606	346,336	0.75%	0.98%	11/13/25	317,824
880,000	880,000	1746	880,000	3.38%	3.38%	04/02/26	853,012
1,100,000	1,112,199	1874	1,111,196	2.40%	2.14%	08/08/26	1,059,901
150,000	149,745	2034	149,767	1.95%	1.99%	01/15/27	138,882
690,000	689,579	2034	689,614	1.95%	1.96%	01/15/27	638,855
\$15,969,000	\$16,129,431		\$16,019,511		1.94%		\$15,519,002
\$114,333,000	\$113,695,710		\$113,694,509		1.36%		\$108,919,004
\$227,863,994	\$227,226,704		\$227,225,503				\$222,449,998

(Source of Investment Amortized Cost: PFM)

INLAND EMPIRE UTILITIES AGENCY

Cash and Investment Summary

Month Ended
June 30, 2022

	Par	Cost Basis	Term	June	%	%	Maturity	Market
	Amount	Amount	(Days)	Value	Coupon	Yield to Maturity	Date	Value
Restricted Deposits								
Investment Pool Accounts								
CAMP - Water Connection Reserves	\$26,735,782	\$26,735,782	N/A	\$26,735,782		1.14%	N/A	\$26,735,782
LAIF - Self Insurance Reserves	6,561,677	6,561,677	N/A	6,561,677		0.86%	N/A	6,561,677
Total Investment Pool Accounts	\$33,297,459	\$33,297,459		\$33,297,459		1.09%		\$33,297,459
Bond and Note Accounts								
2017A Debt Service Accounts	\$428	\$428	N/A	\$428		0.00%	N/A	\$428
2020A Debt Service Accounts	3	3	N/A	3		0.00%	N/A	3
2020B Debt Service Accounts	39	39	N/A	39		0.00%	N/A	39
2020B Capitalized Interest Account	22,093,991	22,093,991	N/A	22,093,991		1.14%	N/A	22,093,991
Total Bond and Note Accounts	\$22,094,461	\$22,094,461		\$22,094,461		1.14%		\$22,094,461
2020B Construction Project Account								
LAIF Construction Fund	\$119,175,803	\$119,175,803	N/A	\$119,175,803		0.86%	N/A	\$119,175,803
CAMP Construction Fund	10,543,206	10,543,206		10,543,206		1.14%	N/A	10,543,206
Subtotal 2020B Construction Fund	\$129,719,009	\$129,719,009		\$129,719,009		0.88%		\$129,719,009
Total 2020B Construction Project Accts	\$129,719,009	\$129,719,009		\$129,719,009		0.884%		\$129,719,009
CCRA Deposits Held by Member Agencies								
City of Chino	\$11,410,885	\$11,410,885	N/A	\$11,410,885		N/A	N/A	\$11,410,885
City of Chino Hills	3,162,709	3,162,709	N/A	3,162,709		N/A	N/A	3,162,709
Cucamonga Valley Water District	10,768,813	10,768,813	N/A	10,768,813		N/A	N/A	10,768,813
City of Fontana	15,651,052	15,651,052	N/A	15,651,052		N/A	N/A	15,651,052
City of Montclair	1,812,295	1,812,295	N/A	1,812,295		N/A	N/A	1,812,295
City of Ontario	26,841,305	26,841,305	N/A	26,841,305		N/A	N/A	26,841,305
City of Upland	3,327,941	3,327,941	N/A	3,327,941		N/A	N/A	3,327,941
<i>Subtotal CCRA Deposits Held by Member Agencies**</i>	<i>\$72,975,000</i>	<i>\$72,975,000</i>		<i>\$72,975,000</i>				<i>\$72,975,000</i>
<i>**Total reported as of May 31, 2022 net of capital call receipts through June</i>								
CalPERS Deposits								
CERBT Account (OPEB)	\$16,000,000	\$16,000,000	N/A	\$20,025,413		N/A	N/A	\$20,025,413
Subtotal CalPERS Deposits	\$16,000,000	\$16,000,000		\$20,025,413				\$20,025,413
Escrow Deposits								
Genesis Construction	\$218,308	\$218,308	N/A	\$218,308		N/A	N/A	\$218,308
W. M. Lyles Construction	6,869,893	6,869,893	N/A	6,869,893		N/A	N/A	6,869,893
MNR Construction, Inc	267,867	267,867	N/A	267,867		N/A	N/A	267,867
Subtotal Escrow Deposits	\$7,356,068	\$7,356,068		\$7,356,068				\$7,356,068
Total Restricted Deposits	\$281,441,997	\$281,441,997		\$285,467,410				\$285,467,410
Total Cash, Investments, and Restricted Deposits as of June 30, 2022	\$511,694,572	\$511,089,773		\$515,081,494				\$510,305,989

INLAND EMPIRE UTILITIES AGENCY
Cash and Investment Summary

Month Ended
June 30, 2022

Directed Investment Category

	Amount Invested	Yield
CBB Repurchase (Sweep)	\$30,853,015	0.100%
LAIF - Unrestricted	65,089,463	0.861%
CAMP - Unrestricted	17,588,516	1.140%
Brokered Certificates of Deposit	1,870,000	0.867%
Medium Term Notes	16,019,511	1.943%
Municipal Bonds	2,141,041	0.986%
Supra-National Bonds	1,669,081	0.520%
US Treasury Notes	62,929,827	1.421%
U.S. Government Sponsored Entities	29,065,049	1.003%
Total Investment Portfolio	\$227,225,503	

Investment Portfolio Rate of Return

1.027%

Restricted/Transitory/Other Accounts

	Amount Invested	Yield
CCRA Deposits Held by Member Agencies	\$72,975,000	N/A
CalPERS OPEB (CERBT) Account	20,025,413	N/A
CAMP Restricted Water Connection Reserve	26,735,782	1.140%
LAIF Restricted Insurance Reserve	6,561,677	0.861%
US Bank - 2017A Debt Service Accounts	428	0.000%
US Bank - 2020A Refunding Bond Accounts	3	0.000%
US Bank - 2020B Revenue Note Accounts	22,094,030	1.140%
US Bank - Pre-Investment Money Market Account	620,448	0.670%
LAIF Construction Account	119,175,803	0.861%
CAMP Construction Account	10,543,206	1.140%
Citizens Business Bank - Demand Account	1,731,305	N/A
Citizens Business Bank - Workers' Compensation Account	34,578	N/A
Citizens Business Bank - Payroll Account	0	N/A
Other Accounts*	2,250	N/A
Escrow Account	7,356,068	N/A
Total Restricted/Transitory/Other Accounts	\$287,855,991	

Average Yield of Other Accounts

0.950%

Total Agency Directed Deposits

\$515,081,494

*Petty Cash

INLAND EMPIRE UTILITIES AGENCY
Cash and Investment Summary

Month Ended
June 30, 2022

June Purchases

No.	Date	Transaction	Investment Security	Type	Par Amount Purchased	Investment Yield to Maturity
1	6/6/2022	Purchase	US Treasury	Treasury Note	\$2,120,000	2.99%

Total Purchases

\$ 2,120,000

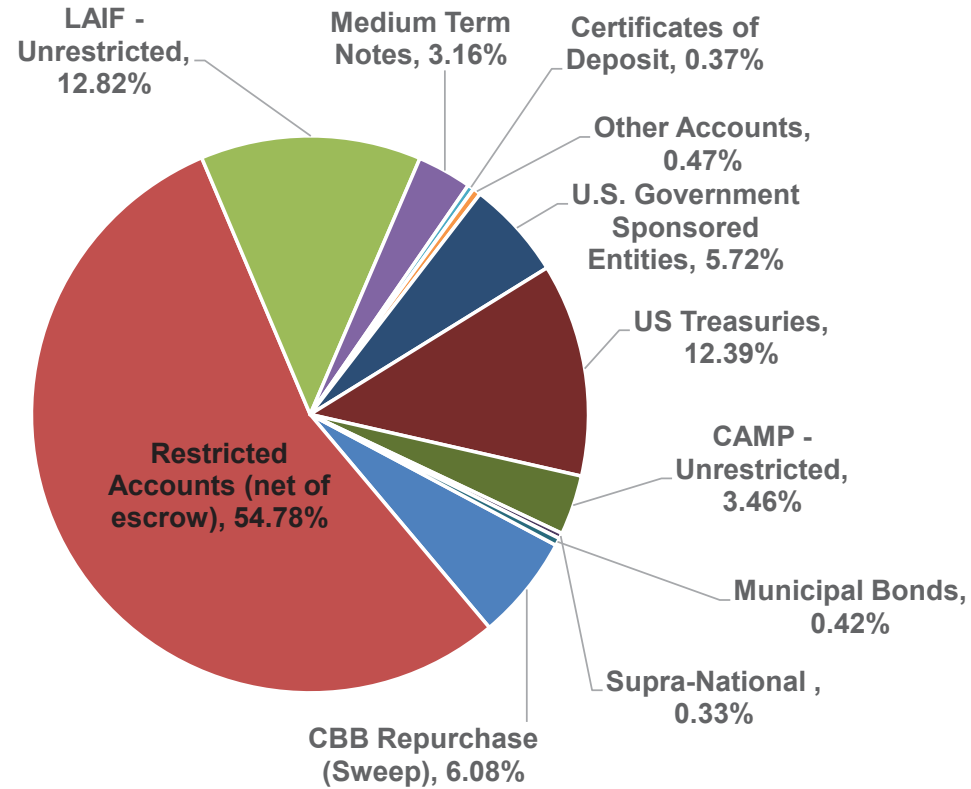
June Investment Maturities, Calls & Sales

No.	Date	Transaction	Investment Security	Type	Par Amount Matured/Sold	Investment Yield to Maturity
1	6/6/2022	Sale	US Treasury	Treasury Note	\$475,000	1.08%
2	6/6/2022	Sale	US Treasury	Treasury Note	745,000	0.18%
3	6/6/2022	Sale	Sumitomo Mitsui Bank NY Cert Depos	Certificate of Deposit	745,000	0.70%

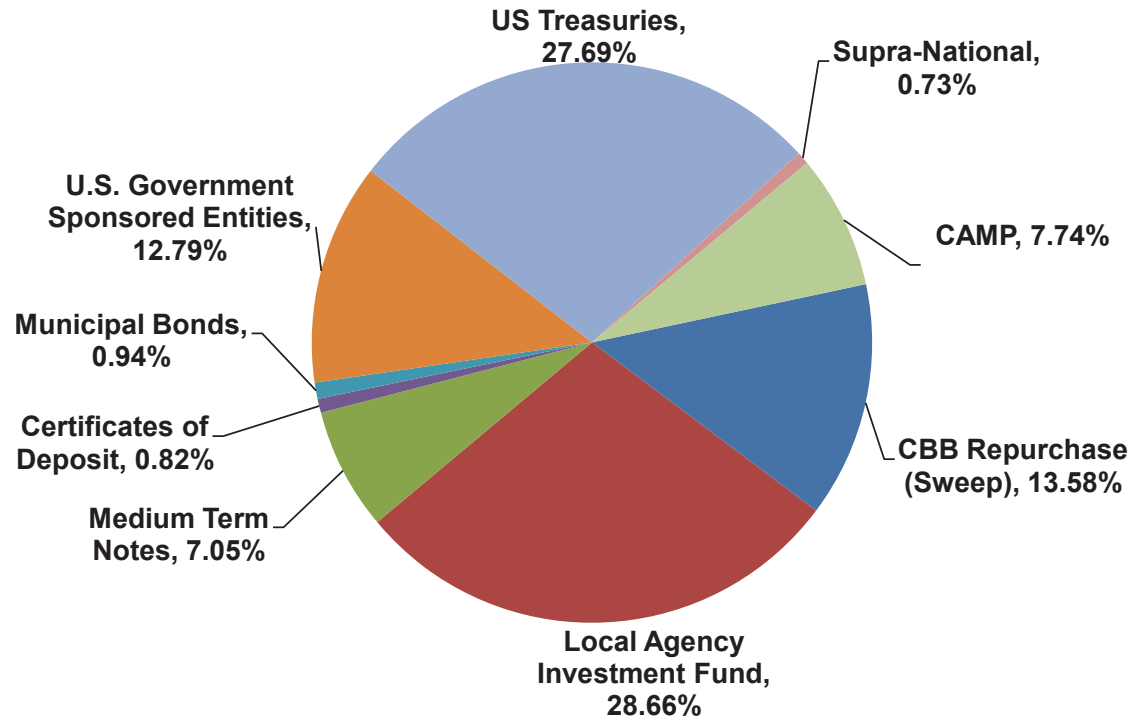
Total Maturities, Calls & Sales

\$ 1,965,000

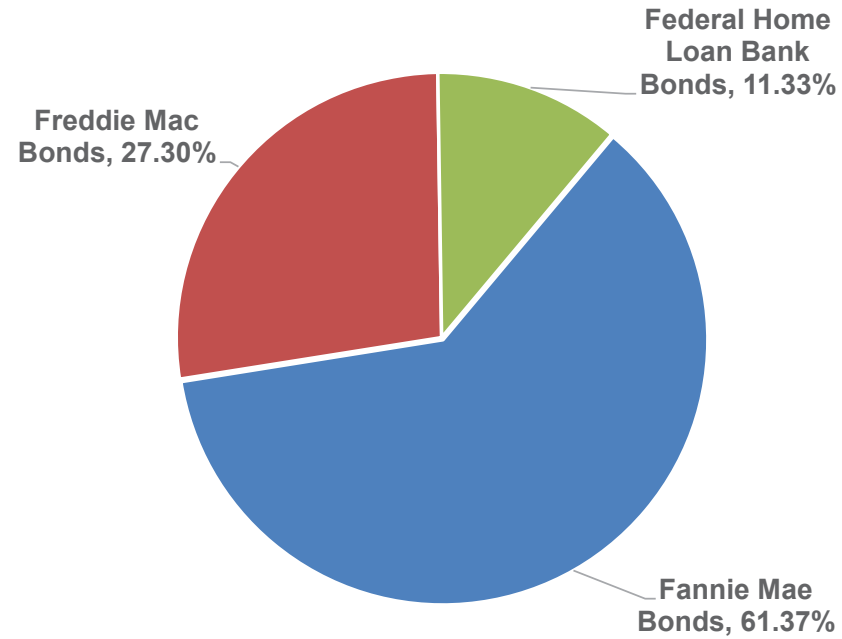
Inland Empire Utilities Agency
Treasurer's Report of Financial Affairs
Month Ended June 30, 2022
Agency Investment Portfolio (Net of Escrow Accounts)
\$507,725,426



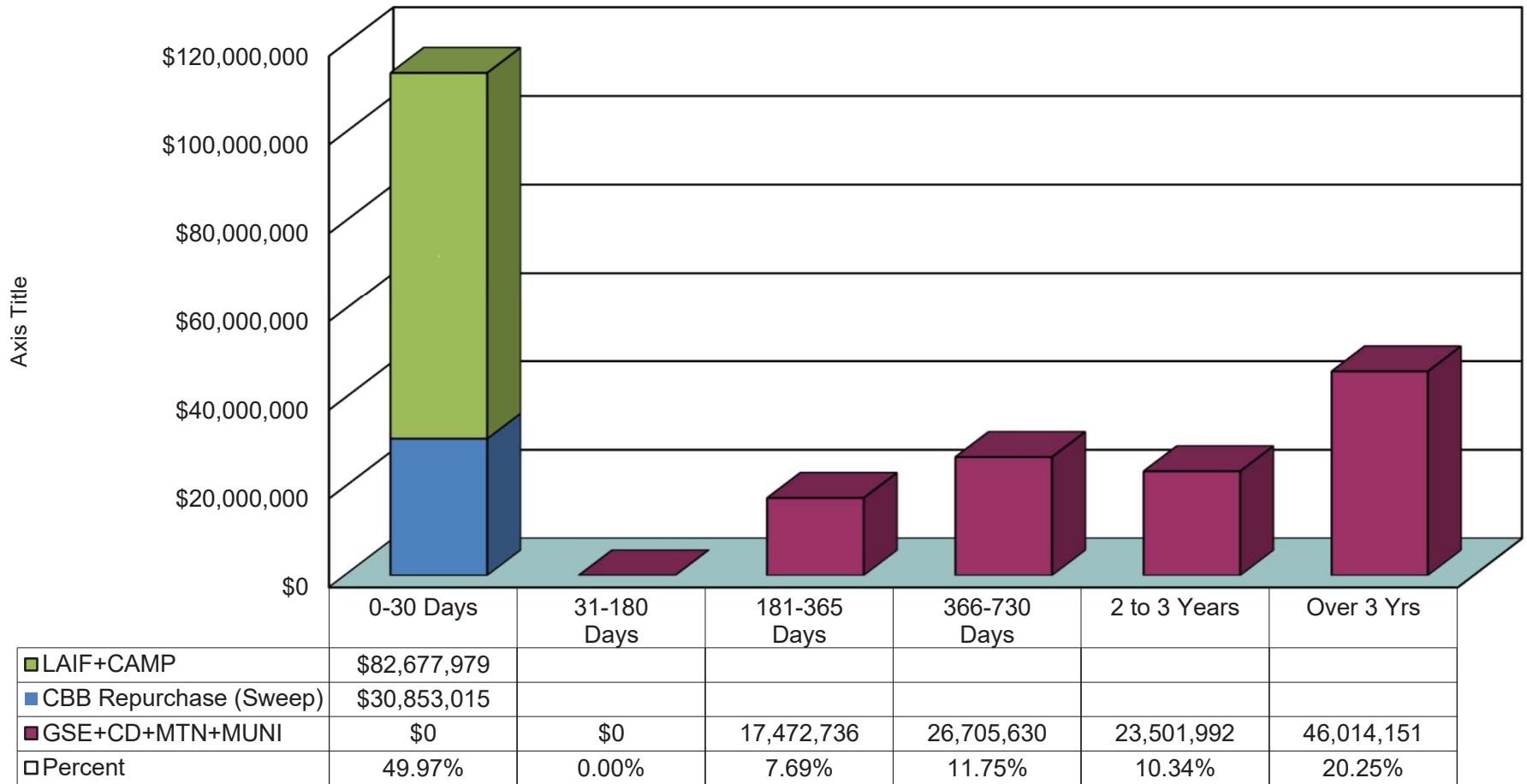
Inland Empire Utilities Agency
Treasurer's Report of Financial Affairs
Month Ended June 30, 2022
Unrestricted Agency Investment Portfolio
\$227,225,503



Inland Empire Utilities Agency
Treasurer's Report of Financial Affairs
Month Ended June 30, 2022
U.S. Government Sponsored Entities Portfolio
\$29,065,049



Inland Empire Utilities Agency
Treasurer's Report of Financial Affairs
Month Ended June 30, 2022
Agency Investment Portfolio Maturity Distribution (Unrestricted)
\$227,225,503



Inland Empire Utilities Agency
Treasurer's Report of Financial Affairs
 Month Ended June 30, 2022
Agency Investment Portfolio Yield Comparison

