



**AGENDA  
FINANCE AND ADMINISTRATION  
COMMITTEE MEETING  
OF THE BOARD OF DIRECTORS  
INLAND EMPIRE UTILITIES AGENCY\***

**WEDNESDAY, JULY 13, 2022  
11:00 A.M.**

**AGENCY HEADQUARTERS  
BOARD ROOM  
6075 KIMBALL AVENUE, BUILDING A  
CHINO, CALIFORNIA 91708  
VIEW THE MEETING LIVE ONLINE AT IEUA.ORG  
TELEPHONE ACCESS: (415) 856-9169 / Conf Code: 809 178 499#**

PURSUANT TO AB361 AND RESOLUTION NO. 2022-7-2, ADOPTED BY THE IEUA BOARD OF DIRECTORS ON JULY 6, 2022, IEUA BOARD AND COMMITTEE MEETINGS WILL CONTINUE TO BE CONDUCTED THROUGH TELECONFERENCE. IN AN EFFORT TO PROTECT PUBLIC HEALTH AND PREVENT THE SPREAD OF COVID-19, THERE WILL BE NO PUBLIC LOCATION AVAILABLE FOR ATTENDING THE MEETING IN PERSON.

The public may participate and provide public comment during the meeting by dialing the number provided above. Comments may also be submitted by email to the Board Secretary/Office Manager Denise Garzaro at [dgarzaro@ieua.org](mailto:dgarzaro@ieua.org) prior to the completion of the Public Comment section of the meeting. Comments will be distributed to the Board of Directors.

**CALL TO ORDER**

**PUBLIC COMMENT**

Members of the public may address the Board on any item that is within the jurisdiction of the Board; however, no action may be taken on any item not appearing on the agenda unless the action is otherwise authorized by Subdivision (b) of Section 54954.2 of the Government Code. Those persons wishing to address the Board on any matter, whether or not it appears on the agenda, are requested to email the Board Secretary/Office Manager prior to the public comment section or request to address the Board during the public comments section of the meeting. Comments will be limited to three minutes per speaker. Thank you.

**ADDITIONS TO THE AGENDA**

In accordance with Section 54954.2 of the Government Code (Brown Act), additions to the agenda require two-thirds vote of the legislative body, or, if less than two-thirds of the members are present, a unanimous vote of those members present, that there is a need to take immediate action and that the need for action came to the attention of the local agency subsequent to the agenda being posted.

\*A Municipal Water District

1. **CONSENT ITEMS**

A. **MINUTES**

Approve Minutes of the June 8, 2022 Finance and Administration Committee meeting.

B. **REPORT ON GENERAL DISBURSEMENTS**

Staff recommends that the Committee/Board approve the total disbursements for the month of May 2022, in the amount of \$23,459,920.32.

C. **COLLECTION SYSTEM CONDITION ASSESSMENT AND OPTIMIZATION SERVICE CONTRACT AMENDMENT AND PROJECT BUDGET AUGMENTATION**

Staff recommends that the Committee/Board:

1. Approve an amendment to CDM Smith's engineering services contract in the amount of \$670,000, a 23% increase, for a not-to-exceed amount of \$3,626,734;
2. Approve a total project budget augmentation for the Regional System Asset Management Project, No. EN19024, in the amount of \$329,000 in the RO Fund;
3. Approve a total project budget augmentation for the 669,325NRW Manhole and Pipeline Project, No. EN19028, in the amount of \$341,000 in the NC Fund; and
4. Authorize the General Manager to execute the contract and budget augmentation, subject to non-substantive changes.

2. **ACTION ITEM**

A. **CONTRACT EXTENSION FOR FINANCIAL ADVISORY SERVICES WITH PUBLIC FINANCIAL MANAGEMENT FINANCIAL ADVISORS (PFM)**

Staff recommends that the Committee/Board:

1. Ratify the extension of contract for Financial Advisory Services with Public Financial Management for three years for a not-to-exceed amount of \$75,000, effective July 1, 2022; and
2. Authorize the General Manager to execute the contract extension.

**3. INFORMATION ITEM**

**RECEIVE AND FILE INFORMATION ITEM**

**A. TREASURER'S REPORT OF FINANCIAL AFFAIRS (WRITTEN/  
POWERPOINT)**

**4. GENERAL MANAGER'S COMMENTS**

**5. COMMITTEE MEMBER COMMENTS**

**6. COMMITTEE MEMBER REQUESTED FUTURE AGENDA ITEMS**

**ADJOURN**

---

**DECLARATION OF POSTING**

I, Denise Garzaro, CMC, Board Secretary/Office Manager of the Inland Empire Utilities Agency\*, a Municipal Water District, hereby certify that, per Government Code Section 54954.2, a copy of this agenda has been posted at the Agency's main office, 6075 Kimball Avenue, Building A, Chino, CA and on the Agency's website at [www.ieua.org](http://www.ieua.org) at least seventy-two (72) hours prior to the meeting date and time above.

**In compliance with the Americans with Disabilities Act, if you need special assistance to participate in this meeting, please contact the Board Secretary at (909) 993-1736 or [dgarzaro@ieua.org](mailto:dgarzaro@ieua.org), 48 hours prior to the scheduled meeting so that IEUA can make reasonable arrangements to ensure accessibility.**

**CONSENT  
ITEM  
1A**





**MINUTES  
FINANCE AND ADMINISTRATION  
COMMITTEE MEETING  
INLAND EMPIRE UTILITIES AGENCY\*  
AGENCY HEADQUARTERS, CHINO, CA**

**WEDNESDAY, JUNE 8, 2022  
11:00 A.M.**

**COMMITTEE MEMBERS PRESENT via Video/Teleconference**

Paul Hofer, Chair  
Marco Tule, Director

**STAFF PRESENT**

Shivaji Deshmukh, P.E., General Manager  
Christiana Daisy, P.E., Deputy General Manager  
Tony Arellano, Safety Officer  
Stephen Brown, Network Administrator  
Lisa Dye, Director of Human Resources  
Denise Garzaro, Board Secretary/Office Manager  
Brandon Gonzalez Contreras, Technology Specialist I  
Randy Lee, Director of Operations & Maintenance  
Eddie Lin, Senior Engineer  
Jason Marseilles, Manager of Engineering  
Daniel Solorzano, Network Administrator  
Travis Sprague, Principal Engineer  
Wilson To, Technology Specialist II

**STAFF PRESENT via Video/Teleconference**

Javier Chagoyen-Lazaro, Acting Assistant General Manager  
Deborah Berry, Controller  
Jerry Burke, Director of Engineering  
Pietro Cambiaso, Acting Director of Planning & Resources  
Warren Green, Manager of Contracts & Procurement  
Jennifer Hy-Luk, Administrative Assistant II  
Scott Lening, Manager of Operations  
Alex Lopez, Acting Budget Officer  
Cathleen Pieroni, Senior Policy Advisor  
Jesse Pompa, Manager of Grants  
Jeanina Romero, Executive Assistant  
Teresa Velarde, Manager of Internal Audit

**CALL TO ORDER**

Committee Chair Paul Hofer called the meeting to order at 11:01 a.m. He gave the public the opportunity to comment and provided instructions for unmuting the conference line.

There were no public comments received or additions to the agenda.

### **1A – 1C. CONSENT ITEMS**

The Committee:

- ◆ Approved Minutes of the May 11, 2022 Finance and Administration Committee meeting.
  - ◆ Recommended that the Board approve the total disbursements for the month of April 2022, in the amount of \$17,315,824;
  - ◆ and adopt Resolution No. 2022-6-9, establishing the fee for IEUA's services for review of applications, plans and inspections of construction for development connections;
- as Consent Calendar items on the June 15, 2022 Board meeting agenda.

### **2A – 2C. ACTION ITEMS**

The Committee:

- ◆ Recommended that the Board:
    1. Authorize the purchase of Agency-wide insurance policies providing coverage through Fiscal Year 2022/23, for the total not-to-exceed insurance budget amount of \$1,862,000 for the following policies:
      - a. Excess General Liability insurance (Projected \$755,000);
      - b. Property, Boiler & Machinery insurance (Projected \$930,000); and
      - c. Excess Workers' Compensation insurance (Actual \$109,685);
  - ◆ and
    1. Approve the amendments to the FY 2022/23 Adopted Budget: and
    2. Adopt Rate Resolutions No. 2022-6-1 through 2022-6-7;
  - ◆ and Adopt Resolution No. 2022-6-8 establishing the appropriations limit for Fiscal Year 2022/23;
- as Consent Calendar items on the June 15, 2022 Board meeting agenda.

### **3A – 3C. INFORMATION ITEMS**

The following information items were presented or received and filed by the Committee:

- ◆ FY 2022/23 Adopted Budget for the Inland Empire Regional Composting Authority
- ◆ FY 2021/22 Third Quarter Budget Variance, Performance Updates, and Budget Transfers
- ◆ Treasurer's Report of Financial Affairs

### **4. GENERAL MANAGER'S COMMENTS**

General Manager Shivaji Deshmukh stated that a new National Pollutant Discharge Elimination System (NPDES) Permit was adopted by the California Regional Water Quality Control Board, Santa Ana Region, on June 3. This is a permit renewal of an existing NPDES permit issued in 2015 that

the Regional Board had administratively extended after it expired in October 2020. NPDES permit must be renewed every five years. Starting in 2009, IEUA consolidated all the regional water recycling facilities under a single permit to streamline the permit renewal process and reporting. The new permit includes new effluent permit limitations for several compounds and metals. Other significant changes include requirements for an Asset Management Plan; Climate Change Action Plan; effluent toxicity limit; effluent toxicity reporting using TST statistical method; and effluent PFAS, 1,2,3-Trichloropropane and primary maximum contaminant level (MCL) monitoring.

#### **5. COMMITTEE MEMBER COMMENTS**

There were no Committee member comments.

#### **6. COMMITTEE MEMBER REQUESTED FUTURE AGENDA ITEMS**

Chair Hofer requested a summary of the permit terms. Director Tule requested a presentation on the NPDES and other permit requirements, laboratory testing requirements, and the laboratory accreditation process.

#### **ADJOURNMENT**

With no further business, Committee Chair Hofer adjourned the meeting at 11:37 a.m.

Respectfully submitted,

Denise Garzaro  
Board Secretary/Office Manager

*\*A Municipal Water District*

**APPROVED: JULY 13, 2022**

**CONSENT  
ITEM  
1B**

**Date:** July 20, 2022

**To:** The Honorable Board of Directors

**Committee:** Finance & Administration

*SD*  
**From:** Shivaji Deshmukh, General Manager

07/13/22

**Staff Contact:** Kristine Day, Assistant General Manager

**Subject:** Report on General Disbursements

---

**Executive Summary:**

Total disbursements for the month of May 2022 were \$23,459,920.32. Disbursement activity included check payments of \$626,547.26 to vendors and \$4,989.48 for worker's compensation related costs. Electronic payments included the Automated Clearing House (ACH) of \$17,641,714.39 and wire transfers (excluding payroll) of \$3,535,688.02. The total payroll was \$1,644,862.26 for employees and \$6,118.91 for the Board of Directors.

---

**Staff's Recommendation:**

Approve the total disbursements for the month of May 2022 in the amount of \$23,459,920.32.

---

**Budget Impact** Budgeted (Y/N): ☐ Amendment (Y/N): ☐ Amount for Requested Approval:

Account/Project Name:

*Fiscal Impact (explain if not budgeted):*

**Prior Board Action:**

On June 15, 2022 the Board of Directors approved the April 2022 Report on General Disbursements totaling \$17,315,824.00.

---

**Environmental Determination:**

Not Applicable

---

**Business Goal:**

The report on general disbursements is consistent with the Agency's Business Goal of Fiscal Responsibility in providing financial reporting that accounts for general disbursements associated with operating requirements.

---

**Attachments:**

Attachment 1 - Background  
Attachment 2 - Details of General Disbursements  
Attachment 3 - PowerPoint

## Background

Subject: Report on General Disbursements

Table 1 summarizes the disbursements detailed in each of the six attachments affixed to this letter. Table 2 lists the disbursements in excess of an aggregated \$500,000 per vendor and is presented in largest to smallest dollar value.

**Table 1: Disbursement Details**

| Attachment                 | Payment Type                    | Amount                 |
|----------------------------|---------------------------------|------------------------|
| 2A                         | Vendor Checks                   | \$ 626,547.26          |
| 2B                         | Workers' Comp Checks            | \$ 4,989.48            |
| 2C                         | Vendor ACHs                     | \$ 17,641,714.39       |
| 2D                         | Vendor Wires (excludes Payroll) | \$ 3,535,688.02        |
| 2E                         | Payroll-Net Pay-Directors       | \$ 6,118.91            |
| 2F                         | Payroll-Net Pay-Employees       | \$ 1,644,862.26        |
| <b>Total Disbursements</b> |                                 | <b>\$23,459,920.32</b> |

**Table 2: Disbursements in Excess of \$500,000 per Vendor**

| Vendor                                      | Amount          | Description   |
|---|-----------------|---|
| WM LYLES COMPANY                            | \$ 8,256,851.27 | Professional Svc's for EN17110-RP-4 Process Improvements; EN18006 RP-1 Flare Improvements; EN19001- RP-5 Expansion to 30 mgd; EN19006- RP-5 Biosolids Facility; EN19043- RP-1 Centrifuge Foul Air Line. |
| METROPOLITAN WATER DISTRICT                 | \$ 1,863,619.05 | March 2022 Water Purchases  |
| CHINO BASIN DESALTER AUTHORITY              | \$ 1,775,799.60 | 7/20 – 6/21 MWD Pass Thru   |
| SO CALIF EDISON                             | \$ 1,063,221.14 | 03/07/22 – 05/17/22 Electricity   |
| INLAND EMPIRE REGIONAL COMPOSTING AUTHORITY | \$ 790,443.64   | 02/22 & 03/22 RP1 Biosolids; 02/22 & 03/22 RP2 Biosolids; 05/22 Redwood Energy Storage Rebate   |
| ARCADIS U.S. INC                            | \$ 783,921.74   | Professional Svc's for WR18028- Chino Basin Water Bank Planning Authority; EN19001- RP-5 Expansion to 30 mgd; EN19006- RP-5 Biosolids Facility  |
| PERS  | \$ 718,436.89   | 05/22 Health Ins; P/R 08, 09, 10, 110 Def Comp; 2014 Arrears Admin Fee  |
| INTERNAL REVENUE SERVICE                    | \$ 700,958.52   | P/R 09, 10, 110; Dir 05 Taxes   |

# Attachment 2A

## Vendor Checks



Inland Empire Util.Agency  
Chino, CA  
Company code 1000

Check Register  
CBB Disbursement Account -May '22

06/16/2022 / 11:25:32  
User: CCAMPBEL  
Page: 1

|                      |            |                        |      |                  |   |            |
|----------------------|------------|------------------------|------|------------------|---|------------|
| Bank                 | CBB        | CITIZENS BUSINESS BANK |      |                  | ONTARIO CA 917610000                          |            |
| Bank Key             | 122234149  |                        |      |                  |   |            |
| Acct number          | CHECK      | 231167641              |      |                  |   |            |
| Check                |            |                        |      |                  |   |            |
| Check number from to | Payment    | Pmnt date              | Crcy | Amount paid (FC) | Recipient/void reason code                    | Enca./void |
| 235135               | 2200121612 | 05/03/2022             | USD  | 5,381.95         | FLYERS ENERGY LLC AUBURN CA                   | 05/09/2022 |
| 235136               | 2200121609 | 05/03/2022             | USD  | 1,678.13         | HARINGA COMPRESSOR INC ONTARIO CA             | 05/09/2022 |
| 235137               | 2200121608 | 05/03/2022             | USD  | 24,061.47        | MEYERS NAVE OAKLAND CA                        | 05/18/2022 |
| 235138               | 2200121610 | 05/03/2022             | USD  | 268.23           | PAPE' MATERIAL HANDLING INC EUGENE OR         | 05/10/2022 |
| 235139               | 2200121613 | 05/03/2022             | USD  | 12,500.00        | VOX CIVIC COMMUNICATIONS ARGYLE TX            | 05/12/2022 |
| 235140               | 2200121611 | 05/03/2022             | USD  | 11,250.00        | WELLINGTON LABORATORIES LLC OVERLAND PARK KS  | 05/11/2022 |
| 235141               | 2200121672 | 05/05/2022             | USD  | 188.02           | AMERICAN HERITAGE LIFE INSURANDALLAS TX       | 05/13/2022 |
| 235142               | 2200121664 | 05/05/2022             | USD  | 488.96           | APPLIED INDUSTRIAL TECHNOLOGIEPASADENA CA     | 05/10/2022 |
| 235143               | 2200121665 | 05/05/2022             | USD  | 463.00           | AQUATIC BIOSYSTEMS FORT COLLINS CO            | 05/31/2022 |
| 235144               | 2200121669 | 05/05/2022             | USD  | 6,724.00         | CONCENTRA MEDICAL CENTERS RANCHO CUCAMONGA CA | 05/11/2022 |
| 235145               | 2200121674 | 05/05/2022             | USD  | 519.78           | FRANCHISE TAX BOARD SACRAMENTO CA             | 06/02/2022 |
| 235146               | 2200121671 | 05/05/2022             | USD  | 1,097.74         | FRONTIER COMMUNICATIONS CORP CINCINNATI OH    | 05/16/2022 |
| 235147               | 2200121670 | 05/05/2022             | USD  | 21,828.57        | HARINGA COMPRESSOR INC CHINO CA               | 05/10/2022 |
| 235148               | 2200121673 | 05/05/2022             | USD  | 165.42           | PERS LONG TERM CARE PROGRAM PASADENA CA       | 05/12/2022 |
| 235149               | 2200121663 | 05/05/2022             | USD  | 2,645.86         | REM LOCK & KEY ONTARIO CA                     | 05/11/2022 |
| 235150               | 2200121666 | 05/05/2022             | USD  | 789.57           | SOUTH COAST AQMD LOS ANGELES CA               | 05/12/2022 |
| 235151               | 2200121668 | 05/05/2022             | USD  | 25,881.56        | U S BANK ST LOUIS MO                          | 05/12/2022 |
| 235152               | 2200121667 | 05/05/2022             | USD  | 4,847.16         | VERIZON WIRELESS DALLAS TX                    | 05/17/2022 |
| 235153               | 2200121683 | 05/09/2022             | USD  | 3,723.66         | AMERICAN PRINTING & PROMOTIONSCHINO CA        | 05/13/2022 |
| 235154               | 2200121682 | 05/09/2022             | USD  | 1,000.00         | CALIFORNIA WATER EFFICIENCY SACRAMENTO CA     | 05/23/2022 |
| 235155               | 2200121749 | 05/12/2022             | USD  | 413.50           | AIRGAS WEST INC PASADENA CA                   | 05/18/2022 |
| 235156               | 2200121757 | 05/12/2022             | USD  | 817.28           | CALIF DEPT OF TAX SACRAMENTO CA               | 05/19/2022 |
| 235157               | 2200121756 | 05/12/2022             | USD  | 233.09           | CINTAS CORPORATION ONTARIO CA                 | 05/19/2022 |
| 235158               | 2200121751 | 05/12/2022             | USD  | 683.05           | CONIROL PRO INC CHINO CA                      | 05/19/2022 |
| 235159               | 2200121758 | 05/12/2022             | USD  | 88,535.54        | DENALI WATER SOLUTIONS LLC SAN BERNARDINO CA  | 05/18/2022 |
| 235160               | 2200121750 | 05/12/2022             | USD  | 193.88           | FONTANA HERALD NEWS FONTANA CA                | 05/20/2022 |
| 235161               | 2200121760 | 05/12/2022             | USD  | 697.00           | FRANCHISE TAX BOARD SACRAMENTO CA             | 06/10/2022 |
| 235162               | 2200121759 | 05/12/2022             | USD  | 25,293.18        | POWERHOUSE COMBUSTION AND MECHSANTA ANA CA    | 05/18/2022 |
| 235163               | 2200121755 | 05/12/2022             | USD  | 2,448.08         | S&C ELECTRIC COMPANY CHICAGO IL               | 05/18/2022 |
| 235164               | 2200121753 | 05/12/2022             | USD  | 493.33           | SYSTEMS SOURCE INC NEWPORT BEACH CA           | 05/17/2022 |
| 235165               | 2200121752 | 05/12/2022             | USD  | 12,664.93        | VERIZON WIRELESS DALLAS TX                    | 05/19/2022 |
| 235166               | 2200121754 | 05/12/2022             | USD  | 4,190.40         | ZONES CORPORATE SOLUTIONS SEATTLE WA          | 05/17/2022 |
| 235167               | 2200121852 | 05/19/2022             | USD  | 992.50           | APPLIED INDUSTRIAL TECHNOLOGIEPASADENA CA     | 05/26/2022 |
| 235168               | 2200121853 | 05/19/2022             | USD  | 66.00            | AQUATIC BIOSYSTEMS FORT COLLINS CO            |            |
| 235169               | 2200121859 | 05/19/2022             | USD  | 2,687.61         | BRAX COMPANY INC VALLEY CENTER CA             | 05/27/2022 |
| 235170               | 2200121857 | 05/19/2022             | USD  | 649.98           | CINTAS CORPORATION ONTARIO CA                 | 06/03/2022 |
| 235171               | 2200121854 | 05/19/2022             | USD  | 1,578.99         | CINTAS FIRST AID & SAFETY LOCCINCINNATI OH    | 05/31/2022 |
| 235172               | 2200121863 | 05/19/2022             | USD  | 362.88           | FRANCHISE TAX BOARD SACRAMENTO CA             |            |
| 235173               | 2200121862 | 05/19/2022             | USD  | 1,420.13         | FRONTIER COMMUNICATIONS CORP CINCINNATI OH    | 06/01/2022 |
| 235174               | 2200121858 | 05/19/2022             | USD  | 2,802.60         | MEYERS NAVE OAKLAND CA                        | 05/31/2022 |
| 235175               | 2200121861 | 05/19/2022             | USD  | 1,321.61         | ON CALL MECHANICAL SERVICES INFALLBROOK CA    | 06/02/2022 |
| 235176               | 2200121860 | 05/19/2022             | USD  | 1,346.14         | QUINN COMPANY CITY OF INDUSTRY CA             | 05/27/2022 |
| 235177               | 2200121855 | 05/19/2022             | USD  | 409.41           | SAM'S CLUB/SYNCHRONY BANK ATLANTA GA          | 05/31/2022 |
| 235178               | 2200121856 | 05/19/2022             | USD  | 6,580.00         | SKALAR INC BUFORD GA                          | 06/06/2022 |

Inland Empire Util.Agency  
Chino, CA  
Company code 1000

Check Register  
CBB Disbursement Account -May '22

06/16/2022 / 11:25:32  
User: CCAMPBRL  
Page: 2

|                        |            |                        |      |                  |   |            |
|------------------------|------------|------------------------|------|------------------|---|------------|
| Bank                   | CBB        | CITIZENS BUSINESS BANK |      |                  | ONTARIO CA 917610000                          |            |
| Bank Key               | 122234149  |                        |      |                  |   |            |
| Acct number            | CHECK      | 231167641              |      |                  |   |            |
| Check                  |            |                        |      |                  |   |            |
| Check number from to   | Payment    | Pmnt date              | Crcy | Amount paid (FC) | Recipient/void reason code                    | Enca./void |
| 235179                 | 2200122029 | 05/26/2022             | USD  | 14,870.79        | BANK OF AMERICA, N.A. CHARLOTTE NC            | 05/31/2022 |
| 235180                 | 2200122041 | 05/26/2022             | USD  | 6,252.20         | BURRTEC WASTE INDUSTRIES INC FONTANA CA       | 06/01/2022 |
| 235181                 | 2200122027 | 05/26/2022             | USD  | 211,731.25       | CHARLES KING COMPANY INC SIGNAL HILL CA       | 06/03/2022 |
| 235182                 | 2200122025 | 05/26/2022             | USD  | 498.57           | CHINO HILLS FORD CHINO CA                     | 06/02/2022 |
| 235183                 | 2200122024 | 05/26/2022             | USD  | 3,146.30         | CHINO MFG & REPAIR INC CHINO CA               | 05/31/2022 |
| 235184                 | 2200122037 | 05/26/2022             | USD  | 2,030.74         | CITY OF CHINO CHINO CA                        | 06/03/2022 |
| 235185                 | 2200122035 | 05/26/2022             | USD  | 3,912.04         | CLIFTONLARSONALLEN LLP IRVINE CA              | 06/07/2022 |
| 235186                 | 2200122039 | 05/26/2022             | USD  | 747.22           | CUCAMONGA VALLEY WATER DISTRICTLOS ANGELES CA | 06/02/2022 |
| 235187                 | 2200122031 | 05/26/2022             | USD  | 586.16           | DXP ENTERPRISES INC DALLAS TX                 | 06/01/2022 |
| 235188                 | 2200122043 | 05/26/2022             | USD  | 12,985.40        | EMPLOYMENT DEVELOPMENT DEPARIMSSACRAMENTO CA  | 06/01/2022 |
| 235189                 | 2200122046 | 05/26/2022             | USD  | 4,628.42         | FIDELITY SECURITY LIFE INSURANCINCINNATI OH   | 06/06/2022 |
| 235190                 | 2200122019 | 05/26/2022             | USD  | 9,384.68         | FLW INC HUNTINGTON BEACH CA                   | 06/03/2022 |
| 235191                 | 2200122040 | 05/26/2022             | USD  | 818.97           | FONTANA WATER COMPANY FONTANA CA              | 06/02/2022 |
| 235192                 | 2200122042 | 05/26/2022             | USD  | 5,293.51         | FRONTIER COMMUNICATIONS CORP CINCINNATI OH    | 06/06/2022 |
| 235193                 | 2200122033 | 05/26/2022             | USD  | 852.90           | IDEXX DISTRIBUTION INC WESTBROOK ME           | 06/08/2022 |
| 235194                 | 2200122032 | 05/26/2022             | USD  | 475.18           | IMPERIAL SPRINKLER SUPPLY ANAHEIM CA          | 06/01/2022 |
| 235195                 | 2200122018 | 05/26/2022             | USD  | 167.35           | INTERSTATE BATTERY SYSTEM ALTA LOMA CA        | 06/02/2022 |
| 235196                 | 2200122038 | 05/26/2022             | USD  | 3,303.30         | ONTARIO MUNICIPAL UTILITIES COONTARIO CA      | 06/01/2022 |
| 235197                 | 2200122044 | 05/26/2022             | USD  | 330.84           | PERS LONG TERM CARE PROGRAM PASADENA CA       | 06/03/2022 |
| 235198                 | 2200122036 | 05/26/2022             | USD  | 5,655.85         | POWERHOUSE COMBUSTION AND MECHSANTA ANA CA    | 06/06/2022 |
| 235199                 | 2200122034 | 05/26/2022             | USD  | 2,479.56         | QUINN COMPANY CITY OF INDUSTRY CA             | 06/01/2022 |
| 235200                 | 2200122030 | 05/26/2022             | USD  | 40.00            | THE SHREDDERS LOS ANGELES CA                  | 06/03/2022 |
| 235201                 | 2200122023 | 05/26/2022             | USD  | 120.00           | THREE VALLEYS MWD CLAREMONT CA                | 06/02/2022 |
| 235202                 | 2200122020 | 05/26/2022             | USD  | 812.00           | TRENCH SHORING COMPANY COMPTON CA             | 06/01/2022 |
| 235203                 | 2200122021 | 05/26/2022             | USD  | 1,624.00         | TRENCH SHORING COMPANY COMPTON CA             | 06/01/2022 |
| 235204                 | 2200122028 | 05/26/2022             | USD  | 46,713.95        | UTILIQUEST LLC ATLANTA GA                     | 06/01/2022 |
| 235205                 | 2200122045 | 05/26/2022             | USD  | 50.00            | WILCO LIFE INSURANCE COMPANY CHARLOTTE NC     |            |
| 235206                 | 2200122022 | 05/26/2022             | USD  | 4,013.98         | WM CORPORATE SERVICES INC LOS ANGELES CA      | 06/06/2022 |
| 235207                 | 2200122026 | 05/26/2022             | USD  | 637.91           | WORLDWIDE EXPRESS PASADENA CA                 | 05/31/2022 |
| * Payment method Check |            |                        | USD  | 626,547.26       |   |            |

Total of all entries

Check Register  
CBB Disbursement Account -May '22

06/16/2022 / 11:25:32  
User: CCAMPBRL  
Page: 3

| Check number from to | Payment | Pmnt date | Crcy | Amount paid (FC) | Recipient/void reason code | Enca./void |
|----------------------|---------|-----------|------|------------------|----------------------------|------------|
| **                   |         |           | USD  | 626,547.26       |                            |            |

## Attachment 2B

### Workers' Comp Checks

Inland Empire Util.Agency  
Chino, CA  
Company code 1000

Check Register  
CBB Workers Compensation Account-May'22

06/16/2022 / 11:25:03  
User: CCAMPBREL  
Page: 1

|  |            |                        |      |                  |   |            |            |
|--|------------|------------------------|------|------------------|---|------------|------------|
| Bank                                     | CBB        | CITIZENS BUSINESS BANK |      |                  |   | ONTARIO CA | 917610000  |
| Bank Key                                 | 122234149  |                        |      |                  |   |            |            |
| Acct number                              | WCOM2      | 231159290              |      |                  |   |            |            |
| Checks created manually                  |            |                        |      |                  |   |            |            |
| Check number from to                     | Payment    | Pmnt date              | Crcy | Amount paid (FC) | Recipient/void reason code              |            | Enca./void |
| 100070                                   | 2200122455 | 05/04/2022             | USD  | 71.72            | YORK RISK SERVICES GROUP INC MEMPHIS TN |            | 05/09/2022 |
| 100071                                   | 2200122456 | 05/04/2022             | USD  | 37.00            | YORK RISK SERVICES GROUP INC MEMPHIS TN |            | 05/06/2022 |
| 100072                                   | 2200122457 | 05/04/2022             | USD  | 1,515.00         | YORK RISK SERVICES GROUP INC MEMPHIS TN |            | 05/12/2022 |
| 100073                                   | 2200122458 | 05/11/2022             | USD  | 69.62            | YORK RISK SERVICES GROUP INC MEMPHIS TN |            | 05/17/2022 |
| 100074                                   | 2200122459 | 05/11/2022             | USD  | 164.22           | YORK RISK SERVICES GROUP INC MEMPHIS TN |            | 05/16/2022 |
| 100075                                   | 2200122460 | 05/11/2022             | USD  | 138.95           | YORK RISK SERVICES GROUP INC MEMPHIS TN |            | 05/16/2022 |
| 100076                                   | 2200122461 | 05/11/2022             | USD  | 87.74            | YORK RISK SERVICES GROUP INC MEMPHIS TN |            | 05/16/2022 |
| 100077                                   | 2200122462 | 05/11/2022             | USD  | 77.66            | YORK RISK SERVICES GROUP INC MEMPHIS TN |            | 05/16/2022 |
| 100078                                   | 2200122463 | 05/11/2022             | USD  | 259.00           | YORK RISK SERVICES GROUP INC MEMPHIS TN |            | 05/16/2022 |
| 100079                                   | 2200122464 | 05/11/2022             | USD  | 153.88           | YORK RISK SERVICES GROUP INC MEMPHIS TN |            | 05/18/2022 |
| 100080                                   | 2200122465 | 05/18/2022             | USD  | 37.00            | YORK RISK SERVICES GROUP INC MEMPHIS TN |            | 05/20/2022 |
| 100081                                   | 2200122466 | 05/18/2022             | USD  | 9.56             | YORK RISK SERVICES GROUP INC MEMPHIS TN |            | 05/23/2022 |
| 100082                                   | 2200122467 | 05/18/2022             | USD  | 790.00           | YORK RISK SERVICES GROUP INC MEMPHIS TN |            | 05/24/2022 |
| 100083                                   | 2200122468 | 05/18/2022             | USD  | 195.00           | YORK RISK SERVICES GROUP INC MEMPHIS TN |            | 05/24/2022 |
| 100084                                   | 2200122469 | 05/18/2022             | USD  | 340.00           | YORK RISK SERVICES GROUP INC MEMPHIS TN |            | 05/24/2022 |
| 100085                                   | 2200122470 | 05/25/2022             | USD  | 103.58           | YORK RISK SERVICES GROUP INC MEMPHIS TN |            |            |
| 100086                                   | 2200122471 | 05/25/2022             | USD  | 612.50           | YORK RISK SERVICES GROUP INC MEMPHIS TN |            |            |
| 100087                                   | 2200122472 | 05/25/2022             | USD  | 253.05           | YORK RISK SERVICES GROUP INC MEMPHIS TN |            | 05/31/2022 |
| 100088                                   | 2200122473 | 05/25/2022             | USD  | 74.00            | YORK RISK SERVICES GROUP INC MEMPHIS TN |            | 05/27/2022 |
| * Payment method Checks created manually |            |                        | USD  | 4,989.48         |   |            |            |

Total of all entries

Check Register  
CBB Workers Compensation Account-May'22

06/16/2022 / 11:25:03  
User: CCAMPBRL  
Page: 2

| Check number from to | Payment | Pmnt date | Crcy | Amount paid (FC) | Recipient/void reason code | Enca./void |
|----------------------|---------|-----------|------|------------------|----------------------------|------------|
| **                   |         |           | USD  | 4,989.48         |                            |            |

# Attachment 2C

## Vendor ACHs

| Check | Payee / Description | Amount |
|-------|---------------------|--------|
|-------|---------------------|--------|

|     |  |         |          |
|-----|--|---------|----------|
| ACH | HOME DEPOT CREDIT SERVICES               |         |          |
|     | Inv-Flying Insect Killers                | 2900850 | 48.75    |
|     | RP1Mnt-Cut-Off Wheels                    | 9693640 | 29.58    |
|     | RP1Mnt-Rchrgbl LED Lumens USB 600        | 9826351 | 128.21   |
|     | GWR-4 LED Lighting Systems               | 6257340 | 1,560.87 |
|     | Whs-4in1 Truck Dolly,44 Gal Trash Cans w | 0970562 | 655.06   |
|     | Inv-Blue Wirenuts                        | 3904185 | 44.45    |
|     | Inv-Homer Buckets Lids                   | 2600315 | 28.79    |
|     | Inv-Homer Buckets                        | 2921724 | 104.91   |
|     | Inv-Homer Buckets,Lids                   | 1366876 | 119.93   |
|     | Inv-Pond Pumps                           | 3873988 | 124.95   |
|     | Inv-Blaster Penetrant                    | 4901572 | 70.86    |
|     | GWR-M18 Muliti Tool,Ladder,Brush Cleaner | 9020640 | 654.20   |
|     | GWR-Grinder/Impact Driver Combo Kit,Dril | 8584881 | 1,021.47 |
|     | Inv-Duct Tapes                           | 1902897 | 118.09   |

|  |                            |    |          |
|--|----------------------------|----|----------|
|  | HOME DEPOT CREDIT SERVICES | \$ | 4,710.12 |
|--|----------------------------|----|----------|

|     |                       |         |        |
|-----|-----------------------|---------|--------|
| ACH | PATTON SALES CORP     |         |        |
|     | Flat Bar,Wires,Pliers | 4390740 | 307.27 |
|     | PATTON SALES CORP     | \$      | 307.27 |

|     |  |      |           |
|-----|--|------|-----------|
| ACH | WEST VALLEY MOSQUITO AND                 |      |           |
|     | 10/21 Vector Control Svcs                | 2728 | 577.03    |
|     | 11/21 Vector Control Svcs                | 2731 | 427.35    |
|     | 1/22 Vector Control Svcs                 | 2744 | 587.91    |
|     | 2/22 Vector Control Svcs                 | 2748 | 1,044.43  |
|     | 3/22 Mosquito Control f/WW Trtmnt Facili | 2752 | 1,119.55  |
|     | 3/22 Midge Control f/Recharge Basins     | 2753 | 14,782.55 |
|     | WEST VALLEY MOSQUITO AND                 | \$   | 18,538.82 |

|     |                                     |           |           |
|-----|-------------------------------------|-----------|-----------|
| ACH | CHINO BASIN WATERMASTER             |           |           |
|     | 100% Split for IEUA-WEI Inv#2047857 | 2021-12-D | 2,006.25  |
|     | 50% Cost Sharing - PBHSP            | 2021-12-F | 10,145.75 |
|     | CHINO BASIN WATERMASTER             | \$        | 12,152.00 |

|     |                           |        |       |
|-----|---------------------------|--------|-------|
| ACH | O RINGS & THINGS          |        |       |
|     | Buna 70 Rings,Brown Viton | 124429 | 49.35 |
|     | O RINGS & THINGS          | \$     | 49.35 |

|     |                       |             |        |
|-----|-----------------------|-------------|--------|
| ACH | PONTON INDUSTRIES INC |             |        |
|     | Bead Sendor and Fgth  | 23999-43783 | 358.21 |
|     | PONTON INDUSTRIES INC | \$          | 358.21 |

|     |                                     |            |          |
|-----|-------------------------------------|------------|----------|
| ACH | OLIN CORP                           |            |          |
|     | TP1 4,976 Gals. Sodium Hypochlorite | 3000092624 | 4,553.04 |
|     | RP5-4814 Gals Sodium Hypochlorite   | 3000083474 | 4,404.81 |
|     | OLIN CORP                           | \$         | 8,957.85 |

|     |                                 |               |           |
|-----|---------------------------------|---------------|-----------|
| ACH | US BANK VOYAGER FLEET SYSTEMS   |               |           |
|     | 3/22 Gasoline f/Agency Vehicles | 8693150932213 | 13,500.23 |
|     | 4/22 Gasoline f/Agency Vehicles | 8693150932218 | 16,299.21 |



| Check | Payee / Description                                    | Amount     |
|-------|--|------------|
|       | US BANK VOYAGER FLEET SYSTEMS \$                       | 29,799.44  |
| ACH   | HOPE INDUSTRIAL SYSTEMS INC                            |            |
|       | Panel Mount Keyboard 454361                            | 1,019.76   |
|       | TP5Mnt-RTV-Panel Mount Keyboard 14651                  | 882.48     |
|       | HOPE INDUSTRIAL SYSTEMS INC \$                         | 137.28     |
| ACH   | POWER PLUS   |            |
|       | EN19001-2/26-3/25 Electrical Svcs 286289P0322          | 873.00     |
|       | POWER PLUS \$  | 873.00     |
| ACH   | LIBERTY LANDSCAPING INC                                |            |
|       | April Monthly Maintenance 106329                       | 18,175.00  |
|       | LIBERTY LANDSCAPING INC \$                             | 18,175.00  |
| ACH   | SO CALIF EDISON  |            |
|       | MntclSplltBx-3/18-4/18 11294 Roswell Ave 8000629815 4/ | 33.33      |
|       | RP2MntLnchRm-3/18-4/18 16400 El Prado Rd 8001015118 4/ | 4,039.82   |
|       | 1630EPmpStn-3/18-4/18 7420 1/2 East 8000414223 4/      | 55,512.59  |
|       | RP1-2/4-3/7 2450 Phila St 8000032453 2/                | 207,930.92 |
|       | SBLfStn-3/17-4/17 13707 San Bernardino A 8003058251 4/ | 8,598.16   |
|       | MWDCB14/20-3/18-4/18 5752 East Ave/475 1 0478658163 4/ | 43.68      |
|       | SO CALIF EDISON \$                                     | 276,158.50 |
| ACH   | HALL, JASMIN   |            |
|       | Hall,J-ExpRpt-4/11-14 CWEA Conf 4/11-14 CWEA           | 1,118.96   |
|       | Hall,J-ExpRpt-4/6-4/8 P3 Summitt 2022 4/6-8 P3 SMTT    | 1,002.35   |
|       | HALL, JASMIN \$  | 2,121.31   |
| ACH   | AQUA BEN CORPORATION                                   |            |
|       | RP1-18,400 Lbs Hydrofloc 750A 44172                    | 27,359.88  |
|       | DAFT-4,600 Lbs Hydrofloc 748E 44171                    | 6,493.02   |
|       | RP2-Hydrofloc 748E 275 Gal Tote 44145                  | 38,958.09  |
|       | AQUA BEN CORPORATION \$                                | 72,810.99  |
| ACH   | HOME DEPOT CREDIT SERVICES                             |            |
|       | GWR-8x8 Pop-Up Canopy Tent 4403589                     | 151.15     |
|       | GWR-5-Shelf Steel Gazrage Cabinet 46x78x 7533149       | 709.98     |
|       | HOME DEPOT CREDIT SERVICES \$                          | 861.13     |
| ACH   | NAPA GENUINE PARTS COMPANY                             |            |
|       | Oil Change and Air Filter 4584-365061                  | 91.30      |
|       | NAPA GENUINE PARTS COMPANY \$                          | 91.30      |
| ACH   | PERKINELMER HEALTH SCIENCES IN                         |            |
|       | FR Load Coil, Tubing NexION Solition 5304769584        | 767.36     |
|       | NexION Setup Solution 5304916136                       | 167.55     |
|       | Sample Loop 5304919312                                 | 127.81     |
|       | Alumina Injector 5304932112                            | 277.10     |

| Check Payee / Description        |  | Amount    |
|----------------------------------|--|-----------|
| PERKINELMER HEALTH SCIENCES IN\$ |  | 1,339.82  |
| ACH                              | RMA GROUP  |           |
|                                  | EN20008 1/17-2/13 Prof Svcs 79077                  | 1,675.88  |
|                                  | EN20040 1/31-2/27 Prof Svcs 79202                  | 2,646.46  |
|                                  | RP1 Backfill Testing 77894                         | 1,271.32  |
|                                  |  | - - - - - |
|                                  | RMA GROUP \$                                       | 5,593.66  |
| ACH                              | ROYAL INDUSTRIAL SOLUTIONS                         |           |
|                                  | Wire 6441-1052746                                  | 1,115.21  |
|                                  |  | - - - - - |
|                                  | ROYAL INDUSTRIAL SOLUTIONS \$                      | 1,115.21  |
| ACH                              | PETE'S ROAD SERVICE                                |           |
|                                  | 2 Tires,Battery Replacement f/E-450 Truc 576746-00 | 746.19    |
|                                  | 4 Tires f/Veh F350 #0811 576570-00                 | 1,451.36  |
|                                  | 1 Tire f/Veh VQUI 1101 576313-00                   | 1,109.94  |
|                                  |  | - - - - - |
|                                  | PETE'S ROAD SERVICE \$                             | 3,307.49  |
| ACH                              | GRAINGER INC                                       |           |
|                                  | DOT Handling Label 9251965969                      | 119.23    |
|                                  | Replacement Operator Checklist 9275328699          | 340.66    |
|                                  | IEC Pin & Sleeve Plugs 9274614719                  | 654.97    |
|                                  | Calibration Labels 9181718686                      | 31.75     |
|                                  | Bushings 9214221856                                | 190.68    |
|                                  | Heating Cable,End Seal Kit 9209424333              | 1,843.68  |
|                                  | Plug In Cord Set (End Seal) 9209914697             | 123.48    |
|                                  | Push Broom Head 9211888616                         | 13.87     |
|                                  | Clamps 9211892055                                  | 491.00    |
|                                  | Hex Bushings,Batteries,Push Broom Heads 9211892063 | 251.87    |
|                                  | Vibration Isolators 9212865258                     | 35.60     |
|                                  | Humidifier Tank 9215615791                         | 559.08    |
|                                  | Plastic Chain 9221158109                           | 160.23    |
|                                  |  | - - - - - |
|                                  | GRAINGER INC \$                                    | 4,816.10  |
| ACH                              | MISCO WATER  |           |
|                                  | RP1 Harness,Wire Cell CF17265                      | 245.94    |
|                                  |  | - - - - - |
|                                  | MISCO WATER \$                                     | 245.94    |
| ACH                              | MBC AQUATIC SCIENCES INC                           |           |
|                                  | Freshwater Flea Chronic Toxicity 30200             | 1,500.00  |
|                                  |  | - - - - - |
|                                  | MBC AQUATIC SCIENCES INC \$                        | 1,500.00  |
| ACH                              | AGILENT TECHNOLOGIES                               |           |
|                                  | Screw Top Vials 123179041                          | 279.19    |
|                                  | Custom Inorganic Standard 123179045                | 1,426.34  |
|                                  |  | - - - - - |
|                                  | AGILENT TECHNOLOGIES \$                            | 1,705.53  |
| ACH                              | MCMASTER-CARR SUPPLY CO                            |           |
|                                  | Sanding Belts 75862942                             | 121.57    |
|                                  | Stackable Bin,Instant-Bonding Adhesive 75969757    | 202.39    |
|                                  | Wasters,Screws,Flanges,Meter,Tubing 75054963       | 345.12    |
|                                  |  | - - - - - |

| Check | Payee / Description   | Amount   |
|-------|---|--|
|       | MCMaster-CARR SUPPLY CO \$  | 669.08   |
| ACH   | YSI INCORPORATED<br>Tube, Filter, Assy 931083   | 1,012.16   |
|       | YSI INCORPORATED \$   | 1,012.16   |
| ACH   | TOM DODSON & ASSOCIATES<br>Monclair Support, 401 Permitting Basins 2 IE305 22-2<br>Feb-2022 Services WSIP Project IE353 22-2<br>HCP Support 02/05-02/07 IE349 22-2  | 1,678.80<br>15,277.50<br>1,050.00                        |
|       | TOM DODSON & ASSOCIATES \$  | 18,006.30  |
| ACH   | ROSEMOUNT INC<br>Temperature Transmitter 71926269   | 1,371.41   |
|       | ROSEMOUNT INC \$  | 1,371.41   |
| ACH   | O S T S INC<br>Traffic Control technician and Flagger 56333<br>3/21-Hazwooper First Responder Ops Trng 56752  | 1,760.00<br>1,000.00                                     |
|       | O S T S INC \$  | 2,760.00   |
| ACH   | DETECTION INSTRUMENTS CORP<br>IPX Rental 2147-51765   | 1,398.94   |
|       | DETECTION INSTRUMENTS CORP \$   | 1,398.94   |
| ACH   | OLIN CORP<br>TP1-4,808 Gals Sodium Hypochlorite 3000094197<br>TP1-4,946 Gals Sodium Hypochlorite 3000093401<br>TP1 4,908 Gals. Sodium Hypochlorite 3000093088<br>RP5 4,928 Gals. Sodium Hypochlorite 3000093090<br>RP4 4,878 Gals. Sodium Hypochlorite 3000093089 | 4,399.32<br>4,525.59<br>4,490.82<br>4,509.12<br>4,463.37 |
|       | OLIN CORP \$  | 22,388.22  |
| ACH   | GK & ASSOCIATES<br>46-2849-02/22 Prof Svcs 22-011<br>46-2849-02/22 Prof Svcs 22-012   | 13,440.00<br>29,244.00                                   |
|       | GK & ASSOCIATES \$  | 42,684.00  |
| ACH   | READY REFRESH BY NESTLE<br>3/22 Bottled Water, Cooler Rental 12C0029859071  | 799.00   |
|       | READY REFRESH BY NESTLE \$  | 799.00   |
| ACH   | SAFE-ENTRY TECHNICAL INC<br>Gas Detectors w/ Testing & Calibration 17801  | 1,163.51   |
|       | SAFE-ENTRY TECHNICAL INC \$   | 1,163.51   |
| ACH   | JB'S POOLS & PONDS INC<br>4/22 Pond Maint Svc 2266760400  | 1,194.85   |
|       | JB'S POOLS & PONDS INC \$   | 1,194.85   |

|                           |        |
|---------------------------|--------|
| Check Payee / Description | Amount |
|---------------------------|--------|

|     |   |        |           |
|-----|---|--------|-----------|
| ACH | TRICO CORPORATION<br>Spectrum Container, Pump | 201530 | 2,893.75  |
|     |   |        | - - - - - |
|     | TRICO CORPORATION                             | \$     | 2,893.75  |

|     |                                    |          |           |
|-----|------------------------------------|----------|-----------|
| ACH | EUROFINS EATON ANALYTICAL LLC      |          |           |
|     | 2/22/22 Recycle Water From RP1/RP4 | L0619452 | 400.00    |
|     | 3/24/2022 Water Sample Analysis    | L0625486 | 275.00    |
|     | 3/29 Recycle Water From RP1/RP4    | L0625069 | 400.00    |
|     | 2/10/22 Water Sample Analysis      | L0624673 | 2,730.00  |
|     | 2/9/22 Water Sample Analysis       | L0624672 | 2,730.00  |
|     | 3/23/22 Water Sample Analysis      | L0623975 | 200.00    |
|     | 3/22/22 Water Sample Analysis      | L0623706 | 200.00    |
|     | 2/22/22 Water Sample Analysis      | L0623705 | 2,275.00  |
|     | 2/16/22 Water Sample Analysis      | L0623704 | 2,190.00  |
|     | 2/16/22 Water Sample Analysis      | L0623703 | 2,205.00  |
|     | RP1,RP4 Water Sample               | L0622346 | 200.00    |
|     | 3/15/22 Water Sample Analysis      | L0622023 | 200.00    |
|     | 2/8 Water Sample Analysis          | L0617104 | 200.00    |
|     | 3/1 Water Sample Analysis          | L0620035 | 400.00    |
|     | 3/8 Water Sample Analysis          | L0620553 | 400.00    |
|     |                                    |          | - - - - - |
|     | EUROFINS EATON ANALYTICAL LLC      | \$       | 15,005.00 |

|     |                               |       |           |
|-----|-------------------------------|-------|-----------|
| ACH | CIVILTEC ENGINEERING, INC.    |       |           |
|     | EN22002-8/1-12/3/21 Prof Svcs | 45325 | 7,222.50  |
|     | EN22002-7/3-7/31 Prof Svcs    | 44717 | 2,435.50  |
|     |                               |       | - - - - - |
|     | CIVILTEC ENGINEERING, INC.    | \$    | 9,658.00  |

|     |   |           |           |
|-----|---|-----------|-----------|
| ACH | CONTROLWORKS INC                        |           |           |
|     | EC-BOS8 JACE 8000 Install               | 1823-1    | 4,958.38  |
|     | IEUA-N4 Upgrades and HQ Controls Upgrad | 1708-2REV | 25,035.00 |
|     | IEUA-N4 Upgrades and HQ Controls Upgrad | 1708-1REV | 41,560.00 |
|     |   |           | - - - - - |
|     | CONTROLWORKS INC                        | \$        | 71,553.38 |

|     |                              |              |           |
|-----|------------------------------|--------------|-----------|
| ACH | CONSOLIDATED ELECTRICAL DIST |              |           |
|     | Device Net Option Card       | 5440-1009584 | 840.45    |
|     |                              |              | - - - - - |
|     | CONSOLIDATED ELECTRICAL DIST | \$           | 840.45    |

|     |                               |              |           |
|-----|-------------------------------|--------------|-----------|
| ACH | MANAGED MOBILE INC            |              |           |
|     | Repair Parts/Labor f/Veh 8810 | IN00-0240782 | 182.82    |
|     | Repair Parts/Labor f/Veh 1900 | IN00-0240783 | 182.82    |
|     |                               |              | - - - - - |
|     | MANAGED MOBILE INC            | \$           | 365.64    |

|     |                                   |       |           |
|-----|-----------------------------------|-------|-----------|
| ACH | PRIORITY BUILDING SERVICES LLC    |       |           |
|     | RP5 Jan. 2022 Janitorial Svcs     | 81320 | 1,489.03  |
|     | Feb. 2021 Janitorial Services RP5 | 81811 | 1,489.03  |
|     |                                   |       | - - - - - |
|     | PRIORITY BUILDING SERVICES LLC    | \$    | 2,978.06  |

|     |  |               |          |
|-----|--|---------------|----------|
| ACH | AMAZON BUSINESS                          |               |          |
|     | 2022 Desk Calendar                       | 1TYL-NXR3-MWX | 7.51     |
|     | High Vis Jackets M,L,XL,Wire Cutters,Sus | 144T-MVTQ-LL3 | 3,640.97 |
|     | High Vis Jackets L,Wire Cutters          | 1LN6-JCPL-Q4J | 1,314.08 |

| Check | Payee / Description  | Amount    |
|-------|--|-----------|
|       | AMAZON BUSINESS \$   | 4,962.56  |
| ACH   | VIDEO SERVICES<br>RP4 Training Fev. 23 20222 EN17110 00203                         | 525.00    |
|       | VIDEO SERVICES \$  | 525.00    |
| ACH   | STAPLES CONTRACT & COMMERCIAL<br>Business Cards 3502958875                         | 25.45     |
|       | Sharpies, Briefcase, Pencil Box, Post-It No 3504990937                             | 128.28    |
|       | Double Sided Business Cards 3504990935   | 80.72     |
|       | Business Cards 3503499432  | 23.95     |
|       | Pens, Wite-Out, Staple Remover, Gloves, Scis 3504990938                            | 60.24     |
|       | Pens 3504990941  | 11.14     |
|       | Business Cards 3503499434  | 23.95     |
|       | STAPLES CONTRACT & COMMERCIAL \$   | 353.73    |
| ACH   | INLAND EMPIRE WINDUSTRIAL CO<br>RP1-Unions 039570 01                               | 68.38     |
|       | INLAND EMPIRE WINDUSTRIAL CO \$  | 68.38     |
| ACH   | LIBERTY LANDSCAPING INC<br>Park Water Leak Fix 106618                              | 414.86    |
|       | LIBERTY LANDSCAPING INC \$   | 414.86    |
| ACH   | BENEFIT COORDINATORS CORPORATI<br>4/22 LTD, Agency Pd Life, Employee Pd Life 10897 | 15,627.06 |
|       | BENEFIT COORDINATORS CORPORATI\$   | 15,627.06 |
| ACH   | IEUA EMPLOYEES' ASSOCIATION<br>P/R 9 5/6/22 Employee Ded HR 0105500                | 174.00    |
|       | IEUA EMPLOYEES' ASSOCIATION \$   | 174.00    |
| ACH   | IEUA SUPERVISORS UNION ASSOCIA<br>P/R 9 5/6/22 Employee Ded HR 0105500             | 330.00    |
|       | IEUA SUPERVISORS UNION ASSOCIA\$   | 330.00    |
| ACH   | IEUA GENERAL EMPLOYEES ASSOCIA<br>P/R 9 5/6/22 Employee Ded HR 0105500             | 956.60    |
|       | IEUA GENERAL EMPLOYEES ASSOCIA\$   | 956.60    |
| ACH   | INLAND EMPIRE UNITED WAY<br>P/R 9 5/6/22 Employee Ded HR 0105500                   | 21.00     |
|       | INLAND EMPIRE UNITED WAY \$  | 21.00     |
| ACH   | IEUA PROFESSIONAL EMPLOYEES AS<br>P/R 9 5/6/22 Employee Ded HR 0105500             | 660.00    |
|       | IEUA PROFESSIONAL EMPLOYEES AS\$   | 660.00    |



| Check | Payee / Description  | Amount    |
|-------|--|-----------|
| ACH   | COLONIAL LIFE & ACCIDENT INSUR<br>5/22 Disability,Cancer,Universal/Term Li 7274194050188 | 229.57    |
|       | COLONIAL LIFE & ACCIDENT INSUR\$   | 229.57    |
| ACH   | WEX HEALTH INC<br>P/R 9 5/6/22 Cafeteria Plan  | 4,572.03  |
|       | WEX HEALTH INC   | 4,572.03  |
| ACH   | BENEFIT COORDINATORS CORPORATI<br>4/22 Agency Dental Plan                                | 19,869.00 |
|       | BENEFIT COORDINATORS CORPORATI\$   | 19,869.00 |
| ACH   | CITY EMPLOYEES ASSOCIATES<br>P/R 9 5/6/22 Employee Ded                                   | 373.50    |
|       | CITY EMPLOYEES ASSOCIATES  | 373.50    |
| ACH   | FLORIO, JONATHAN D<br>Reim-Food for Holiday Potluck                                      | 323.15    |
|       | FLORIO, JONATHAN D   | 323.15    |
| ACH   | HOME DEPOT CREDIT SERVICES<br>RP1Mnt-Cement,ABS Cap Hub                                  | 21.89     |
|       | RP1Mnt-12 Hole Step Bit  | 48.46     |
|       | Inv-5 Gal Leakproof Lids   | 26.72     |
|       | RP1Mnt-RTV-12 Hole Step Bit  | 48.45     |
|       | *Corr Ovrpymt of \$0.50 8023502/0970562  | 0.50      |
|       | Inv-RTV-5 Gal Leakproof Lids   | 26.72     |
|       | GWR-RTV-16 Pleated Filters   | 85.85     |
|       | GWR-Airless Paint Sprayer  | 506.05    |
|       | GWR-Ext Paints,Nozzles,Planter Pal,Rebar   | 500.00    |
|       | RP1Mnt-77pc Ratching Tap&Die,Gel Kneepad   | 142.63    |
|       | RP1Mnt-Lrg Mth Bgs,12 Hl Stp Bt,Strp Wrn   | 240.57    |
|       | RP1Mnt-Plystr Fish Tape 100',Shckwv Driv   | 138.42    |
|       | RP1Mnt-Elctrc Zrcrss lnglf Trk   | 45.95     |
|       | RP5Mnt-2pk Batteries,Reducing Bushings,C   | 293.16    |
|       | GWR-Tarps-Silver/Brown   | 71.57     |
|       | GWR-Electric Cement Mixer-6 cu Ft Rntl   | 10.15     |
|       | GWR-Electric Cement Mixer-6 cu Ft  | 50.00     |
|       | RP1Mnt-Battery Packs-M28 28-Volts  | 550.27    |
|       | RP1Mnt-Corrosion Tapes   | 113.78    |
|       | RP1Mnt-Cold Patches  | 232.35    |
|       | Inv-Duck Tapes,Cement-Red Hot  | 220.54    |
|       | Inv-Broom-Quickie Bulldozer Super Stiff  | 77.32     |
|       | CCWRPMnt-Bluedef   | 45.09     |
|       | RP4Ops-Vigoro Brown Mulch-Colored  | 28.70     |
|       | HOME DEPOT CREDIT SERVICES   | 3,202.10  |
| ACH   | TITUS INDUSTRIAL GROUP INC<br>26 'IEUA SEWER' Manhole Covers,Locks                       | 37,540.28 |
|       | TITUS INDUSTRIAL GROUP INC   | 37,540.28 |
| ACH   | PRO-CRAFT CONSTRUCTION INC   |           |

| Check | Payee / Description                                    | Amount     |
|-------|--|------------|
|       | Lab Toilet Leak Repair 21137-1                         | 365.38     |
|       | PRO-CRAFT CONSTRUCTION INC \$                          | 365.38     |
| ACH   | THE SOLIS GROUP  |            |
|       | EN19027 3/1-3/31 Prof Svcs 8628                        | 1,677.00   |
|       | EN18006 3/1-3/31 Prof Svcs 8629                        | 1,893.00   |
|       | THE SOLIS GROUP \$                                     | 3,570.00   |
| ACH   | SO CALIF EDISON  |            |
|       | SnSvnRW-3/25-4/25 6000 Cherry Ave 8000141055 4/        | 1.62       |
|       | 930RsvrPrjct-3/24-4/24 2950 Galloping Hi 8001775817 4/ | 166.19     |
|       | SO CALIF EDISON \$                                     | 167.81     |
| ACH   | SHELL ENERGY NORTH AMERICA LP                          |            |
|       | RP1/RP2/RP5/CCWRP-3/1-3/31 Power Usage 202203          | 221,479.88 |
|       | SHELL ENERGY NORTH AMERICA LP \$                       | 221,479.88 |
| ACH   | ICE QUBE INC   |            |
|       | IQ3000 A/C Unit 104749                                 | 3,546.47   |
|       | IQ4500 A/c Unit 104778                                 | 4,315.24   |
|       | ICE QUBE INC \$  | 7,861.71   |
| ACH   | WALLACE & ASSOCIATES CONSULTIN                         |            |
|       | On-Call Administration Services 8/30-10/ 21-03-IEUAADM | 15,456.00  |
|       | 4600002853 10/4-10/24/21 Prof Svcs 21-04-IEUA-AD       | 9,240.00   |
|       | 4600002853-10/25-11/21 On-Call Admin Svc W800050       | 12,936.00  |
|       | WALLACE & ASSOCIATES CONSULTIN\$                       | 37,632.00  |
| ACH   | RIGHT OF WAY INC                                       |            |
|       | 200 Orange Cones 58100                                 | 3,297.15   |
|       | RIGHT OF WAY INC \$                                    | 3,297.15   |
| ACH   | CUNNINGHAM, RICHARD A                                  |            |
|       | Reim Monthly Health Prem HEALTH PREM                   | 151.27     |
|       | CUNNINGHAM, RICHARD A \$                               | 151.27     |
| ACH   | MALKANI, SURESH  |            |
|       | Reim Monthly Health Prem HEALTH PREM                   | 1,799.45   |
|       | MALKANI, SURESH \$                                     | 1,799.45   |
| ACH   | HOME DEPOT CREDIT SERVICES                             |            |
|       | CCWTPOps-Muriatic Acids 4902989                        | 193.73     |
|       | Inv-Scotch Blues,Masking Tapes 0222108                 | 51.46      |
|       | ShdGt-Gate Latch-Flip,21/23 Batteries 0525420          | 33.31      |
|       | Lab-M Coppers,Foams,Coupling 7530757                   | 41.17      |
|       | HRTrlr-Decora Switch,Felt Light Bulbs,Wa 8512509       | 51.81      |
|       | RCA-Wrench Set,Paint & Epoxy,Duct Tape,F 8015305       | 133.08     |
|       | RCA-Mortar Mix,Hvy Duty Tape,Pipe Wrap T 8015304       | 41.53      |
|       | *Inv# 0222108-Never Received Delivery 0222108-C        | 51.46      |

| Check | Payee / Description                      |              | Amount    |
|-------|--|--------------|-----------|
|       | HOME DEPOT CREDIT SERVICES               | \$           | 494.63    |
| ACH   | RMA GROUP                                |              |           |
|       | EN20040-1/3-1/30 Prof Svcs               | 79044        | 2,455.72  |
|       |  |              | - - - - - |
|       | RMA GROUP                                | \$           | 2,455.72  |
| ACH   | ROYAL INDUSTRIAL SOLUTIONS               |              |           |
|       | Pulse Drive,Retrofit Panel               | 6441-1053010 | 92,168.43 |
|       | Keyway Punch Nibbler                     | 6441-1050758 | 311.58    |
|       | Led Driver                               | 6441-1052210 | 316.22    |
|       |  |              | - - - - - |
|       | ROYAL INDUSTRIAL SOLUTIONS               | \$           | 92,796.23 |
| ACH   | UNIVAR SOLUTIONS USA INC                 |              |           |
|       | TP1-12,415 Lbs Sodium Bisulfite          | 50153189     | 4,989.69  |
|       |  |              | - - - - - |
|       | UNIVAR SOLUTIONS USA INC                 | \$           | 4,989.69  |
| ACH   | WAXIE SANITARY SUPPLY                    |              |           |
|       | Bath Tissue,Towels                       | 80817918     | 2,453.61  |
|       |  |              | - - - - - |
|       | WAXIE SANITARY SUPPLY                    | \$           | 2,453.61  |
| ACH   | WEST VALLEY MOSQUITO AND                 |              |           |
|       | Service Sep. 2021                        | 2717         | 756.83    |
|       |  |              | - - - - - |
|       | WEST VALLEY MOSQUITO AND                 | \$           | 756.83    |
| ACH   | PETE'S ROAD SERVICE                      |              |           |
|       | Brake System Inspection f/Vac Truck      | 578010-00    | 30.25     |
|       | Replace 4 Tires f/Veh 1914               | 577996-00    | 1,355.90  |
|       |  |              | - - - - - |
|       | PETE'S ROAD SERVICE                      | \$           | 1,386.15  |
| ACH   | GRAINGER INC                             |              |           |
|       | Float Valve,Float Rod                    | 9277204302   | 74.25     |
|       | Eye Wash Preservative                    | 9279904453   | 5.59      |
|       | V-Belts                                  | 9279904461   | 16.56     |
|       |  |              | - - - - - |
|       | GRAINGER INC                             | \$           | 96.40     |
| ACH   | O RINGS & THINGS                         |              |           |
|       | Parker Super Lube                        | 125015       | 202.03    |
|       |  |              | - - - - - |
|       | O RINGS & THINGS                         | \$           | 202.03    |
| ACH   | KONICA MINOLTA                           |              |           |
|       | Konica Lease Invoice 4/22                | 39764606     | 2,948.38  |
|       | Konica Lease Invoice 4/22                | 39764607     | 2,106.93  |
|       |  |              | - - - - - |
|       | KONICA MINOLTA                           | \$           | 5,055.31  |
| ACH   | AGILENT TECHNOLOGIES                     |              |           |
|       | Purgeable,Acetone,Gas Stnd,Dioxane,Bromo | 123205856    | 839.34    |
|       |  |              | - - - - - |
|       | AGILENT TECHNOLOGIES                     | \$           | 839.34    |
| ACH   | MCMASTER-CARR SUPPLY CO                  |              |           |



| Check | Payee / Description  | Amount |
|-------|--|--------|
|       | RP1-PVC Tubing 76591585 157.01<br>Socket,PVC PipesSocket,PVC Pipes,Valve,T 76302342 1,365.33<br>MCMaster-CARR SUPPLY CO \$ 1,522.34                              |        |
| ACH   | MIDPOINT BEARING 96535079 306.18<br>5VX850-BAN MIDPOINT BEARING \$ 306.18  |        |
| ACH   | POWER SYSTEMS SERVICES INC<br>RP5-Config Tie,Generator,Feeder F4,Feeder 5751 5,860.00<br>POWER SYSTEMS SERVICES INC \$ 5,860.00                                  |        |
| ACH   | TOM DODSON & ASSOCIATES<br>4600002931 3/22 Prof Svcs IE353 22-3 20,495.00<br>4600002503 3/22 Prof Svcs IE305 22-3 891.80<br>TOM DODSON & ASSOCIATES \$ 21,386.80 |        |
| ACH   | CHINO BASIN DESALTER AUTHORITY<br>CDA-7/20-6/21 MWD Pass Through 628 1,775,799.60<br>CHINO BASIN DESALTER AUTHORITY\$ 1,775,799.60                               |        |
| ACH   | W A RASIC CONSTRUCTION CO INC<br>EN22019.01-RP1 Walnut Scum Valve Replace 343423 12,101.38<br>W A RASIC CONSTRUCTION CO INC \$ 12,101.38                         |        |
| ACH   | INLAND EMPIRE REGIONAL<br>5/3/22-Redwood Energy Storage 5/3 REDWOOD E 75,227.08<br>INLAND EMPIRE REGIONAL \$ 75,227.08   |        |
| ACH   | PARSONS WATER & INFRASTRUCTURE<br>EN19001/EN19006 1/29-2/25 Prof Svcs 2203A199 2,978.75<br>PARSONS WATER & INFRASTRUCTURE\$ 2,978.75                             |        |
| ACH   | CS-AMSCO<br>CCWRPMnt-1/2 Day Start Up-2/2/22 17495 675.00<br>CS-AMSCO \$ 675.00  |        |
| ACH   | RSD<br>RP1 Actuator 55363462-00 213.00<br>Digital Thermostats 55363612-00 99.41<br>Digital Thermostats 55363613-00 99.41<br>RSD \$ 411.82                        |        |
| ACH   | VAUGHAN'S INDUSTRIAL REPAIR CO<br>CCWRP Repair Pump #1 028706 28,264.25<br>CCWRP Repair Pump #3 028707 28,558.25<br>VAUGHAN'S INDUSTRIAL REPAIR CO\$ 56,822.50   |        |

| Check | Payee / Description                            |              | Amount     |
|-------|--|--------------|------------|
| ACH   | OLIN CORP                                      |              |            |
|       | RP5-4,804 Gals Sodium Hypochlorite             | 9000095978   | 4,395.66   |
|       | TP1-4,780 Gals Sodium Hypochlorite             | 3000097028   | 4,655.72   |
|       | TP1-4,828 Gals Sodium Hypochlorite             | 3000096708   | 4,417.62   |
|       | TP1-4,866 Gals Sodium Hypochlorite             | 3000095977   | 4,452.39   |
|       | TP1-4,928 Gals Sodium Hypochlorite             | 3000094820   | 4,509.12   |
|       |  | - - - - -    | -          |
|       | OLIN CORP                                      | \$           | 22,430.51  |
| ACH   | ALTA FOODCRAFT                                 |              |            |
|       | Whs-Coffee,Stir Sticks,Filters                 | 12216987     | 222.64     |
|       |  | - - - - -    | -          |
|       | ALTA FOODCRAFT                                 | \$           | 222.64     |
| ACH   | SIEMENS INDUSTRY INC                           |              |            |
|       | RP1-Siemens Suncover                           | 5606878921   | 65.73      |
|       | Flow Sensor                                    | 5606874285   | 4,885.39   |
|       |  | - - - - -    | -          |
|       | SIEMENS INDUSTRY INC                           | \$           | 4,951.12   |
| ACH   | CONSERV CONSTRUCTION INC                       |              |            |
|       | WR22019/WR21019-4/2022 Prof Svcs-Smll St 1878  |              | 58,334.50  |
|       | WR21025-4/2022 Prof Svcs-Tune-up Program 1879  |              | 37,655.52  |
|       | WR21006-4/22 Prof Svcs - Lrg Lndscp Rtrf 1877  |              | 12,759.60  |
|       |  | - - - - -    | -          |
|       | CONSERV CONSTRUCTION INC                       | \$           | 108,749.62 |
| ACH   | EUROFINS EATON ANALYTICAL LLC                  |              |            |
|       | 4/5/22 Water Sample Analysis                   | L0626256     | 400.00     |
|       | 2/22/22 Water Sample Analysis                  | L0626255     | 2,490.00   |
|       |  | - - - - -    | -          |
|       | EUROFINS EATON ANALYTICAL LLC                  | \$           | 2,890.00   |
| ACH   | CALIFORNIA WATER TECHNOLOGIES                  |              |            |
|       | RP1-19,102.72 Lbs Ferric Chloride Soluti 41670 |              | 6,438.54   |
|       | CCWRP-19,131.50lbs Ferric Chloride Solut 41679 |              | 6,448.24   |
|       |  | - - - - -    | -          |
|       | CALIFORNIA WATER TECHNOLOGIES                  | \$           | 12,886.78  |
| ACH   | MANAGED MOBILE INC                             |              |            |
|       | Repair Parts/Labor F/Veh 0703                  | IN00-0241549 | 542.73     |
|       | Repair Parts/Labor f/Veh 0810                  | IN00-0239687 | 1,017.23   |
|       | Repair Parts/Labor F/Veh 1203                  | IN00-0239715 | 2,005.67   |
|       | BIT Safety Inpsection f/VQUI8908               | IN00-0240366 | 167.07     |
|       | BIT Safety Inspection f/Veh 1102               | IN00-0240363 | 167.07     |
|       | Repair Turn Signal Light f/Veh 9216            | IN00-0240365 | 201.63     |
|       | Battery Replacement f/Veh 0701                 | IN00-0239666 | 527.69     |
|       | Battery Replacement f/Veh 0603                 | IN00-0239657 | 542.68     |
|       | BIT Safety Inspection f/Veh 0700               | IN00-0240362 | 167.07     |
|       |  | - - - - -    | -          |
|       | MANAGED MOBILE INC                             | \$           | 5,338.84   |
| ACH   | PACIFIC COURIERS INC                           |              |            |
|       | February 2022 Lab Delivery Svc                 | 22-02-2007   | 2,310.00   |
|       | January 2022 Messenger Svc                     | 22-01-2008   | 2,613.78   |
|       | February 2022 Messenger Svc                    | 22-02-2008   | 2,316.98   |
|       |  | - - - - -    | -          |
|       | PACIFIC COURIERS INC                           | \$           | 7,240.76   |

| Check | Payee / Description  | Amount                  |
|-------|--|-------------------------|
| ACH   | SCP SCIENCE<br>Custom ICP-ICP/MS Standard                    | IN0000327146 315.03     |
|       | SCP SCIENCE  | \$ 315.03               |
| ACH   | MODULAR BUILDING CONCEPTS INC<br>RP1-Trailer 10 Relocation   | 212348 32,734.90        |
|       | MODULAR BUILDING CONCEPTS INC                                | \$ 32,734.90            |
| ACH   | AMAZON BUSINESS<br>Battery                                   | 14Q9-NKKL-FQ1 39.76     |
|       | AMAZON BUSINESS  | \$ 39.76                |
| ACH   | TRANSENE COMPANY INC<br>Red Buffer Solution                  | 203396 236.48           |
|       | TRANSENE COMPANY INC   | \$ 236.48               |
| ACH   | THE SOLIS GROUP<br>EN20056 3/1-3/31 Prof Svcs                | 8627 1,500.00           |
|       | THE SOLIS GROUP  | \$ 1,500.00             |
| ACH   | WATER SYSTEMS CONSULTING INC<br>EN22041-12/1-12/31 Prof Svcs | 6379 6,300.00           |
|       | WATER SYSTEMS CONSULTING INC                                 | \$ 6,300.00             |
| ACH   | GRANICUS<br>ISS-Gov Trnsprncy Ste,Upgrd SDI Strmg,E 148489   | 25,553.99               |
|       | GRANICUS   | \$ 25,553.99            |
| ACH   | OSISOFT LLC<br>4/1/22-4/30/23 PI Software Program            | 9000143120 33,126.37    |
|       | OSISOFT LLC  | \$ 33,126.37            |
| ACH   | STAPLES CONTRACT & COMMERCIAL<br>Tape,Pens,Binders,Post-Its  | 3505489055 202.25       |
|       | STAPLES CONTRACT & COMMERCIAL                                | \$ 202.25               |
| ACH   | INLAND EMPIRE WINDUSTRIAL CO<br>RP1-Valves,Unions,Tees       | 039605 01 1,770.03      |
|       | Adapter,Brass Fitting  | 039597 01 101.57        |
|       | INLAND EMPIRE WINDUSTRIAL CO                                 | \$ 1,871.60             |
| ACH   | EUCI<br>HQ-Asset Mgmt Leardership Trng                       | 252651 1,669.50         |
|       | EUCI   | \$ 1,669.50             |
| ACH   | SO CALIF EDISON<br>CCWRP/TP-3/29-4/27 14950 Telephone Ave    | 8003543714 4/ 12.27     |
|       | 1630WPmpStn-3/29-4/27 1530 6th St                            | 8004881955 4/ 11,314.20 |

| Check | Payee / Description                                   | Amount    |
|-------|---|-----------|
|       | CCWRP/TP/RWPS-3/29-4/27 14950 Telephone 8004814080 4/ | 65,381.74 |
|       | 8thStBsn-3/29-4/27 1180 8th St 8000035339 4/          | 18.12     |
|       | Trnr3&4-3/30-4/28 916 Archibald Ave 8001265279 4/     | 3.23      |
|       |   | - - - - - |
|       | SO CALIF EDISON \$                                    | 76,729.56 |
| ACH   | IEUA EMPLOYEES' ASSOCIATION                           |           |
|       | P/R DIR 5 5/13 Employee Ded HR 0105600                | 12.00     |
|       |   | - - - - - |
|       | IEUA EMPLOYEES' ASSOCIATION \$                        | 12.00     |
| ACH   | FRANCONE, LEO   |           |
|       | MlgReim-1/12 Call Out-Francone,L MLG 1/12             | 39.20     |
|       | MlgReim-11/7 Call Out-Francone,L MLG 11/7             | 39.87     |
|       | MlgReim-10/28 Call Out-Francone,L MLG 10/28           | 39.87     |
|       | MlgReim-10/8 Call Out-Francone,L MLG 10/8             | 39.87     |
|       |   | - - - - - |
|       | FRANCONE, LEO \$                                      | 158.81    |
| ACH   | RIPLEY, EDDY  |           |
|       | MlgReim-10/30 Call Out-Ripley,E MLG 10/30             | 47.04     |
|       |   | - - - - - |
|       | RIPLEY, EDDY \$                                       | 47.04     |
| ACH   | HALL, JASMIN  |           |
|       | Hall,J-ExpRpt-4/26 Infraday California 4/26 INFRADAY  | 78.98     |
|       |   | - - - - - |
|       | HALL, JASMIN \$                                       | 78.98     |
| ACH   | NATIONAL CONSTRUCTION RENTALS                         |           |
|       | 4/15/22-5/12/22 Potty/Handicap Potty/Sin 6520437      | 994.80    |
|       |   | - - - - - |
|       | NATIONAL CONSTRUCTION RENTALS \$                      | 994.80    |
| ACH   | OLIN CORP   |           |
|       | RP4-4,852 Gals Sodium Hypochlorite 3000096460         | 4,439.58  |
|       |   | - - - - - |
|       | OLIN CORP \$  | 4,439.58  |
| ACH   | READY REFRESH BY NESTLE                               |           |
|       | 4/22 Bottled Water,Cooler Rental 12D0029859071        | 665.17    |
|       |   | - - - - - |
|       | READY REFRESH BY NESTLE \$                            | 665.17    |
| ACH   | LILLESTRAND LEADERSHIP CONSULT                        |           |
|       | 1/2022 One on One Coaching CD 7592                    | 452.50    |
|       | 2/22 One on One Coaching SD 7602                      | 452.50    |
|       | 1/2022 One on One Coaching SD 7578                    | 452.50    |
|       | 11/1/21 & 11/11/21 One on One Coaching 7542           | 565.63    |
|       |   | - - - - - |
|       | LILLESTRAND LEADERSHIP CONSULT\$                      | 1,923.13  |
| ACH   | GHD INC   |           |
|       | EN17042-2/2022 Prof Svcs 380-0010110                  | 17,699.25 |
|       |   | - - - - - |
|       | GHD INC \$  | 17,699.25 |
| ACH   | ARCADIS U.S., INC.                                    |           |
|       | WR18028-11/1-12/31 Prof Svcs 34283659                 | 1,823.00  |

| Check | Payee / Description                             |               | Amount     |
|-------|---|---------------|------------|
|       | EN19001/EN19006-2/22 Prof Svcs                  | 34289227      | 374,449.25 |
|       | ARCADIS U.S., INC.                              | \$            | 376,272.25 |
| ACH   | JC LAW FIRM                                     |               |            |
|       | 3/22 General Legal                              | 1083          | 30,060.00  |
|       | 3/22 Fontana vs ADO                             | 1073          | 300.00     |
|       | 3/22 Romero vs IEUA                             | 1081          | 3,600.00   |
|       | 3/22 RCA Legal                                  | 1074          | 1,350.00   |
|       | 3/22 Ortiz vs IEUA                              | 1080          | 60.00      |
|       | 3/22 Walker vs IEUA                             | 1082          | 682.47     |
|       | 3/22 Kaiser vs CBWCD (Ely Basin)                | 1079          | 2,090.00   |
|       | 3/22 Santa Ana River                            | 1076          | 90.00      |
|       | 3/22 IEUA vs Spicer                             | 1077          | 750.00     |
|       | 3/22 Watermaster                                | 1078          | 16,470.00  |
|       | 3/22 Regional Contract                          | 1075          | 16,830.00  |
|       | JC LAW FIRM                                     | \$            | 72,282.47  |
| ACH   | VIRAMONTES EXPRESS INC                          |               |            |
|       | RP1 to RP2 7/1 Dry & Slurry Material Rem 122923 |               | 3,350.00   |
|       | VIRAMONTES EXPRESS INC                          | \$            | 3,350.00   |
| ACH   | RBC RESOURCES                                   |               |            |
|       | WR20028/WR20029-3/1-3/31 Prof Svcs              | 40            | 4,284.00   |
|       | WR20028/WR20029-2/1-2/28 Prof Svcs              | 39            | 4,998.00   |
|       | RBC RESOURCES                                   | \$            | 9,282.00   |
| ACH   | BICKMORE ACTUARIAL                              |               |            |
|       | CAPHQ-Actuarial Reports 2022                    | 29074         | 7,100.00   |
|       | BICKMORE ACTUARIAL                              | \$            | 7,100.00   |
| ACH   | SO CALIF EDISON                                 |               |            |
|       | OntLS-3/7-4/4 2525 Riverside Dr                 | 8001610323 3/ | 22.85-     |
|       | RP1-4/1-4/30 2450 Phila St                      | 8000389509 4/ | 112.98     |
|       | RP1StLts-4/1-4/30 34 Phila                      | 8000340637 4/ | 24.18      |
|       | OntLS-4/5-5/4 2525 Riverside Dr                 | 8001610323 4/ | 37.45      |
|       | RP5/TP5/HQA/B-3/31-5/1 6075 Kimball Ave         | 8002326317 4/ | 172,403.85 |
|       | RP1-3/8-4/5 2450 Phila St                       | 8000032453 3/ | 200,250.65 |
|       | RP2MntLnchRm-4/1-4/30 16400 El Prado Rd         | 8000703247 4/ | 263.84     |
|       | CllgHgts/LwrDy/RP3Bsn/TrnrBsn1-3/31-5/1         | 0297941406 4/ | 64.71      |
|       | PrdDchlStn-3/31-5/1 34 Johnson-Pine             | 8000932049 4/ | 699.64     |
|       | PrdLS-3/31-5/1 34 Johnson-Pine                  | 8000032094 4/ | 18.75      |
|       | RP2MntLnchRm-4/1-4/30 16400 El Prado Rd         | 8005078295 4/ | 13,608.08  |
|       | DclzBsn-4/4-5/3 13978 Phila                     | 8002283946 4/ | 92.12      |
|       | SO CALIF EDISON                                 | \$            | 387,553.40 |
| ACH   | IEUA GENERAL EMPLOYEES ASSOCIA                  |               |            |
|       | P/R 110 5/12 Employee Ded                       | HR 0105700    | 12.50      |
|       | IEUA GENERAL EMPLOYEES ASSOCIA\$                |               | 12.50      |
| ACH   | AQUA BEN CORPORATION                            |               |            |
|       | Hydrofloc 750A 275Gal Tote                      | 44124         | 27,359.88  |
|       | RP1-18,400 Lbs Hydrofloc 750A                   | 44239         | 27,359.88  |



| Check | Payee / Description                              | Amount     |
|-------|--|------------|
|       | DAFT-4,600 Lbs Hydrofloc 748E 44196              | 6,493.02   |
|       | DAFT-4,600 Lbs Hydrofloc 748E 44238              | 6,493.02   |
|       | Hydrofloc 750A 275Gal Tote 44197                 | 27,359.88  |
|       | RP1-18,400 Lbs Hydrofloc 750A 43961              | 27,359.88  |
|       | RP1-18,400 lbs. Hydrofloc 750A 44314             | 27,359.88  |
|       |  | - - - - -  |
|       | AQUA BEN CORPORATION \$                          | 149,785.44 |
| ACH   | HOME DEPOT CREDIT SERVICES                       |            |
|       | GWR-Mke OMT Blade Set 8745623                    | 48.46      |
|       | GWR-Max Blue2s,Paint Thinners,Post Hole 8512002  | 312.08     |
|       |  | - - - - -  |
|       | HOME DEPOT CREDIT SERVICES \$                    | 360.54     |
| ACH   | GRAINGER INC                                     |            |
|       | Ball Valves 9283958941                           | 976.04     |
|       | Shrink Tubings 9208344060                        | 324.21     |
|       |  | - - - - -  |
|       | GRAINGER INC \$                                  | 1,300.25   |
| ACH   | CDM SMITH INC                                    |            |
|       | EN19024- 12/5-2/5 Professional Services 90146351 | 321,051.37 |
|       | EN17006-3/6-4/6 Prof Svcs 90149356               | 20,574.00  |
|       |  | - - - - -  |
|       | CDM SMITH INC \$                                 | 341,625.37 |
| ACH   | CHINO BASIN WATER CONSERVATION                   |            |
|       | WR21022-Landscape Design Assistance Prog 441     | 225.50     |
|       | 1 SFR Audit 440                                  | 238.00     |
|       |  | - - - - -  |
|       | CHINO BASIN WATER CONSERVATION\$                 | 463.50     |
| ACH   | CAROLLO ENGINEERS                                |            |
|       | EN17043,EN17110 Prof Svcs FB20828                | 30,447.90  |
|       | RW15003/RW15004-2/22 Prof Svcs FB20543           | 20,990.75  |
|       |  | - - - - -  |
|       | CAROLLO ENGINEERS \$                             | 51,438.65  |
| ACH   | MIDPOINT BEARING                                 |            |
|       | Radial Shaft Seals 96540190                      | 8.78       |
|       |  | - - - - -  |
|       | MIDPOINT BEARING \$                              | 8.78       |
| ACH   | CASC ENGINEERING AND CONSULTIN                   |            |
|       | RW15003.06-1/22 Prof Svcs 0045733                | 10,654.93  |
|       | EN22027-11/21 Professional Services 0045340      | 1,789.90   |
|       | EN20040 3/22 Prof Svcs 0046133                   | 1,755.00   |
|       |  | - - - - -  |
|       | CASC ENGINEERING AND CONSULTIN\$                 | 14,199.83  |
| ACH   | OLIN CORP  |            |
|       | CCWRP-4,872 Gals Sodium Hypochlorite 3000097613  | 4,457.88   |
|       | TP1-4,784 Gals Sodium Hypochlorite 3000097614    | 4,659.62   |
|       | TP1-4,830 Gals Sodium Hypochlorite 3000095339    | 4,419.45   |
|       | TP1-4,894 Gals Sodium Hypochlorite 3000092852    | 4,478.01   |
|       |  | - - - - -  |
|       | OLIN CORP \$                                     | 18,014.96  |
| ACH   | CALIFORNIA STRATEGIES LLC                        |            |

| Check | Payee / Description                                 | Amount    |
|-------|---|-----------|
|       | 4/2022 Professional Services 042247                 | 7,500.00  |
|       | CALIFORNIA STRATEGIES LLC \$                        | 7,500.00  |
| ACH   | INDUSTRIAL RUBBER & SUPPLY INC                      |           |
|       | Suction Hoses 53831                                 | 259.71    |
|       | Green PVC Hose 53837                                | 3,554.49  |
|       | INDUSTRIAL RUBBER & SUPPLY INC\$                    | 3,814.20  |
| ACH   | BIOTAGE LLC   |           |
|       | 6 Atlantic C-18 Disks 156414                        | 1,451.89  |
|       | BIOTAGE LLC \$                                      | 1,451.89  |
| ACH   | BERLIN PACKAGING LLC                                |           |
|       | Inv-128oz HDPE Square Dairy Bottles 23-0189105      | 2,330.68  |
|       | BERLIN PACKAGING LLC \$                             | 2,330.68  |
| ACH   | CALIFORNIA WATER TECHNOLOGIES                       |           |
|       | 18,721.28 Lbs Ferric Chloride Solution 41194        | 6,309.98  |
|       | CCWRP-17,671 Lbs Ferric Chloride Solutio 41441      | 5,956.00  |
|       | 16,982.20 Lbs Ferric Chloride Solution 41268        | 5,723.84  |
|       | RP1-18,339.42 lbs Ferric Chloride 41517             | 6,181.27  |
|       | RP1-17,580.80 lbs Ferric Chloride 41560             | 5,925.59  |
|       | 18,364.10 lbs. Ferric Chloride Solution 41171       | 6,189.60  |
|       | 16,970.80 Lbs Ferric Chloride Solution 41223        | 5,719.98  |
|       | 16,289.10 Lbs Ferric Chloride Solution 41222        | 5,490.22  |
|       | CALIFORNIA WATER TECHNOLOGIES \$                    | 47,496.48 |
| ACH   | D & H WATER SYSTEMS INC                             |           |
|       | ProMinent Fluid Controls,Chlorine Sensor I2022-0487 | 9,570.61  |
|       | D & H WATER SYSTEMS INC \$                          | 9,570.61  |
| ACH   | WATER SYSTEMS CONSULTING INC                        |           |
|       | RP1 Aeration 2/1/22-2/28/22 Prof Svcs 6546          | 962.50    |
|       | 4600002667 10/1-10/31/21 Prof Svcs 6155             | 2,670.00  |
|       | PL19005-12/1-12/31 Prof Svcs 6373                   | 1,792.50  |
|       | PL19005-11/1-11/30 Prof Svcs 6239                   | 1,135.00  |
|       | 4600002667-3/1-3/31 Prof Svcs 6596                  | 14,072.50 |
|       | WATER SYSTEMS CONSULTING INC \$                     | 20,632.50 |
| ACH   | BUCKNAM INFRASTRUCTURE GROUP I                      |           |
|       | PA22003-3/22 Prof Svcs 358-04.04                    | 3,841.65  |
|       | EN20038-3/22 Prof Svcs 358-03.06                    | 2,760.00  |
|       | BUCKNAM INFRASTRUCTURE GROUP I\$                    | 6,601.65  |
| ACH   | DECALS BY DESIGN INC                                |           |
|       | Install Decal Graphics Sets 16397                   | 292.13    |
|       | DECALS BY DESIGN INC \$                             | 292.13    |
| ACH   | CONSTRUCTION TESTING AND                            |           |
|       | 12/6/21 Asphalt Technician 24989                    | 760.00    |

| Check | Payee / Description                      |              | Amount    |
|-------|--|--------------|-----------|
|       | RW150003.06-1/22 Soil Technician         | 25133        | 1,750.00  |
|       | 3/22 Soil Technician                     | 25272        | 1,690.00  |
|       | EN17110/EN17043 Professional Services    | 25239        | 1,210.00  |
|       | EN17110/EN17043-2/22 Professional Servic | 25147        | 1,660.00  |
|       | RW15003-2/22 Professional Services       | 25185        | 3,050.00  |
|       |  |              | - - - - - |
|       | CONSTRUCTION TESTING AND                 | \$           | 10,120.00 |
| ACH   | CASAMAR GROUP LLC                        |              |           |
|       | EN19001/EN19006-2/22 Prof Svcs           | 12990        | 9,282.21  |
|       |  |              | - - - - - |
|       | CASAMAR GROUP LLC                        | \$           | 9,282.21  |
| ACH   | CALTROL INC                              |              |           |
|       | Westlock 2007 Limit Switch               | CD99134620   | 454.71    |
|       |  |              | - - - - - |
|       | CALTROL INC                              | \$           | 454.71    |
| ACH   | HOME DEPOT CREDIT SERVICES               |              |           |
|       | GWR-Oscillating Multi-Tool Blade Kits    | 7420116      | 129.26    |
|       |  |              | - - - - - |
|       | HOME DEPOT CREDIT SERVICES               | \$           | 129.26    |
| ACH   | NAPA GENUINE PARTS COMPANY               |              |           |
|       | Battery, Cable Terminal, env. fee        | 4584-363388  | 139.15    |
|       | 2 Hoses                                  | 4584-366281  | 24.69     |
|       | Battery, Cable Terminal, env. fee        | 4584-366531  | 176.95    |
|       | Fuel filters                             | 4584-366180  | 242.09    |
|       | Oil Filter Wrench                        | 4584-366208  | 68.95     |
|       | Battery, Cable Terminal, env. fee        | 4584-363387  | 371.11    |
|       | 10Ft Wrap                                | 4584-362735  | 20.88     |
|       | Crimson Grs. Carts, Mud Flap             | 160613       | 98.14     |
|       |  |              | - - - - - |
|       | NAPA GENUINE PARTS COMPANY               | \$           | 1,141.96  |
| ACH   | PETE'S ROAD SERVICE                      |              |           |
|       | Flat Repair f/Veh 1302                   | 580396-00    | 176.73    |
|       |  |              | - - - - - |
|       | PETE'S ROAD SERVICE                      | \$           | 176.73    |
| ACH   | GRAINGER INC                             |              |           |
|       | Plug Valves,Ball Valves, Union Tees, Nip | 9285616752   | 1,375.59  |
|       |  |              | - - - - - |
|       | GRAINGER INC                             | \$           | 1,375.59  |
| ACH   | ROCKWELL ENGINEERING & EQUIPME           |              |           |
|       | Boerger Rotary Lobe Pump                 | 20675        | 15,347.77 |
|       |  |              | - - - - - |
|       | ROCKWELL ENGINEERING & EQUIPME           | \$           | 15,347.77 |
| ACH   | AMETEK BROOKFIELD                        |              |           |
|       | RP1 Svcs, Clbrtn,Snsr,Fltr Assmby        | A00000365888 | 2,309.57  |
|       | RP1-Calibration                          | A00000364558 | 556.74    |
|       | RP1-Calibration & Parts for Analyzer     | A00000365140 | 1,405.41  |
|       | J605 Analyzer (Loaner)                   | A00000365287 | 327.17    |
|       | Calibration                              | A00000366585 | 1,811.90  |
|       |  |              | - - - - - |
|       | AMETEK BROOKFIELD                        | \$           | 6,410.79  |



| Check | Payee / Description   | Amount   |
|-------|---|--|
| ACH   | THATCHER COMPANY OF CALIFORNIA<br>CCWRP-21,995.69 Lbs Aluminum Sulfate 2022250103235  | 4,949.03   |
|       | THATCHER COMPANY OF CALIFORNIA\$  | 4,949.03   |
| ACH   | CAROLLO ENGINEERS<br>IEUA Recycled Water System Cost of Servi FB22298<br>RW15003/RW15004-3/22 Professional Servic FB21800<br>EN17043/EN17110-12/1-3/31 Prof Svcs FB21805  | 8,825.00<br>16,959.65<br>5,093.80  |
|       | CAROLLO ENGINEERS \$  | 30,878.45  |
| ACH   | TELEDYNE ISCO<br>Nut,Bushing,Fitting,Torch,Oring S020532229   | 772.97   |
|       | TELEDYNE ISCO \$  | 772.97   |
| ACH   | JAMS INC<br>*Ref 1220072597-Rep#3-Deposit for Legal 6174320   | 9,712.50   |
|       | JAMS INC \$   | 9,712.50   |
| ACH   | PONTON INDUSTRIES INC<br>Calibration 24112-44226  | 3,499.00   |
|       | PONTON INDUSTRIES INC \$  | 3,499.00   |
| ACH   | INLAND EMPIRE REGIONAL<br>RP1-3/22 Biosolids Transport TO IERCA 90031402<br>RP2-3/22 Biosolids Transport - IERCA 90031403<br>RP2-2/22 Biosolids Transport - IERCA 90031248<br>RP1-2/22 Biosolids Transport TO IERCA 90031247  | 224,005.86<br>166,354.44<br>123,564.36<br>201,291.90   |
|       | INLAND EMPIRE REGIONAL \$   | 715,216.56   |
| ACH   | SWRCB ACCOUNTING OFFICE<br>*SRF Rpymt #12 C065332-110 08823-22-12   | 55,337.37  |
|       | SWRCB ACCOUNTING OFFICE \$  | 55,337.37  |
| ACH   | PEST OPTIONS INC<br>Agency Wide Weed Control 4-22 398309<br>April 2022 Monthly Weed Control 398364  | 4,098.18<br>9,055.11   |
|       | PEST OPTIONS INC \$   | 13,153.29  |
| ACH   | OLIN CORP<br>CCWW Sodium Hypochlorite 3970. 3000081357<br>CCWW Sodium Hypochlorite 4910. 3000094821<br>CCWW Sodium Hypochlorite 4884.0 3000092853<br>RP5 Sodium Hypochlorite 4,792lbs 3000098235<br>TP1 4,932 Gals. Sodium Hypochlorite 3000100041<br>TP1-4,606 Gals Sodium Hypochlorite 3000099665<br>TP1-4,908 Gals Sodium Hypochlorite 3000098897<br>RP4 Sodium Hypochlorite 4,772lbs 3000098236 | 3,866.78<br>4,492.65<br>4,468.86<br>4,667.41<br>4,512.78<br>4,486.24<br>4,490.82<br>4,647.93 |
|       | OLIN CORP \$  | 35,633.47  |
| ACH   | YORK RISK SERVICES GROUP INC  |  |

| Check | Payee / Description                                 | Amount    |
|-------|---|-----------|
|       | 01/01-03/31/22 Workers's Com. Claims 400000082267   | 6,250.00  |
|       | YORK RISK SERVICES GROUP INC \$                     | 6,250.00  |
| ACH   | UPS PROTECTION INC                                  |           |
|       | Power Module 1 Yr Warranty Symmetra LX 2110003      | 1,360.88  |
|       | Battery Module APC and Warranty 2201044             | 605.57    |
|       | APC Replacement Cartridge Battery 2106036           | 693.92    |
|       | UPS PROTECTION INC \$                               | 2,660.37  |
| ACH   | GHD INC   |           |
|       | EN21041/45/50/51/53-1/30-2/26 Prof Svcs 380-0010086 | 506.26    |
|       | EN23002 8/1-8/28 Prof Svcs 380-0002244              | 6,361.00  |
|       | EN23002 9/25/21 Philadelphia Force Main 380-0002887 | 1,198.50  |
|       | EN19025-2/27-4/2 Prof Svcs 380-0011571              | 937.50    |
|       | EN19025 1/30-2/26 Prof Svcs 380-0009613             | 1,079.50  |
|       | GHD INC \$  | 10,082.76 |
| ACH   | EUROFINS EATON ANALYTICAL LLC                       |           |
|       | 4/5/22 Water Sample Analysis L0627164               | 1,000.00  |
|       | 3/8/22 Water Sample Analysis L0627163               | 1,500.00  |
|       | RP1/RP4- Recycle Water L0627367                     | 150.00    |
|       | 4/6/22 Water Sample Analysis L0627165               | 1,500.00  |
|       | 3/29/22 Water Sample Analysis L0627365              | 150.00    |
|       | EUROFINS EATON ANALYTICAL LLC \$                    | 4,300.00  |
| ACH   | AUTOZONE PARTS INC                                  |           |
|       | Inv-Gloves,Batteries 5618502686                     | 5,812.31  |
|       | Inv-Golf Cart Batteries 5618588646                  | 1,835.93  |
|       | AUTOZONE PARTS INC \$                               | 7,648.24  |
| ACH   | MANAGED MOBILE INC                                  |           |
|       | Unit 0807 Side Door Mechanism Repair IN00-0241611   | 1,398.14  |
|       | Tow Unit 0815 IN00-0241170                          | 441.57    |
|       | Unit 1102 A/c Repair IN00-0241608                   | 278.29    |
|       | MANAGED MOBILE INC \$                               | 2,118.00  |
| ACH   | SCP SCIENCE   |           |
|       | Custom ICP-ICP/MS Standard IN0000327443             | 166.17    |
|       | SCP SCIENCE \$                                      | 166.17    |
| ACH   | AMAZON BUSINESS                                     |           |
|       | pH Electrode/Conductivity Cell Module 1KVR-MNJY-RWG | 210.09    |
|       | Liquid Detergent 1KVR-MNJY-XLP                      | 113.13    |
|       | Streamlight Flashlight, Holster 1NN4-6HPW-3QC       | 199.42    |
|       | AMAZON BUSINESS \$                                  | 522.64    |
| ACH   | JWC ENVIRONMENTAL LLC                               |           |
|       | Screening Washer Monster 110041                     | 77,309.52 |
|       | JWC ENVIRONMENTAL LLC \$                            | 77,309.52 |

|       |                     |        |
|-------|---------------------|--------|
| Check | Payee / Description | Amount |
|-------|---------------------|--------|

|     |   |           |
|-----|---|-----------|
| ACH | THE SOLIS GROUP                               |           |
|     | EN18006.00 2/1-02/28 Prof. Svcs 8492          | 1,893.00  |
|     | EN17043 & EN17110 3/1-3/31 Prof Svcs 8632     | 2,000.00  |
|     | EN17110.03 3/1-3/31 Prof Svcs 8631            | 1,884.00  |
|     | RW15003.06 3/1-3/31 Prof Svcs 8633            | 2,967.00  |
|     | RW15003.06-2/1-2/28 Prof Svcs 8496            | 2,967.00  |
|     | EN17043.00/EN17110.00-2/1-2/28 Prof Svcs 8495 | 2,000.00  |
|     | EN17110.03-2/1-2/28 Prof Svcs 8494            | 1,884.00  |
|     | RW15003.05-2/1-2/28 Prof Svcs 8493            | 1,484.00  |
|     |   | - - - - - |
|     | THE SOLIS GROUP \$                            | 17,079.00 |

|     |   |           |
|-----|---|-----------|
| ACH | POWER PLUS  |           |
|     | EN19001 Regional Plant 5 Expasion Proj. 286289P0222 | 873.00    |
|     |   | - - - - - |
|     | POWER PLUS \$                                       | 873.00    |

|     |   |           |
|-----|---|-----------|
| ACH | STAPLES CONTRACT & COMMERCIAL                           |           |
|     | Sharpies, Pencils, Pens 3505944106                      | 33.93     |
|     | Monitor Stands, Memo Books 3505489059                   | 67.79     |
|     | Markers, Pens, Memobooks 3505944109                     | 330.56    |
|     | Sharpies 3505489057                                     | 18.85     |
|     | Envelopes, Scissors, Printer, Mouse, Noteboo 3505944108 | 800.57    |
|     | Tapes, Manila Folders, Scissors, Pens, White 3505944105 | 104.03    |
|     | Mousepad, Sharpies, Letter Opener, Gorilla 3505489056   | 50.14     |
|     | Shipping Labels 3505489052                              | 336.40    |
|     | Sharpies, Clipboards 3504429920                         | 101.47    |
|     | Rotating Organizer 3505489058                           | 8.32      |
|     | Notebooks, Cubicle Clips, Whiteboard 3503499439         | 117.63    |
|     | Clipoard, Sharpies, Toner, 3Hole Punch 3502488817       | 278.03    |
|     | Return Calender - Inv#3494515471 3494515473             | 10.82     |
|     | Double Sided Business Cards 3505489054                  | 53.81     |
|     | Calculator 3505944107                                   | 114.96    |
|     | Perrier Water 3505944110                                | 225.40    |
|     |   | - - - - - |
|     | STAPLES CONTRACT & COMMERCIAL \$                        | 2,631.07  |

|     |   |           |
|-----|---|-----------|
| ACH | MULTIVISTA                              |           |
|     | EN19001-4/22 Professional Services 1830 | 1,757.36  |
|     |   | - - - - - |
|     | MULTIVISTA \$                           | 1,757.36  |

|     |                                      |           |
|-----|--------------------------------------|-----------|
| ACH | LIBERTY LANDSCAPING INC              |           |
|     | FcltyMgt-RP4-Repair Main Line 106817 | 408.94    |
|     | FcltyMgt-HQ-Repair Main Line 106818  | 622.77    |
|     | FcltyMgt-RP1-Remove Mulch 106816     | 425.00    |
|     |                                      | - - - - - |
|     | LIBERTY LANDSCAPING INC \$           | 1,456.71  |

|     |   |           |
|-----|---|-----------|
| ACH | GENEVA SCIENTIFIC LLC                             |           |
|     | Lab-Down Pymt Biological Incubator Model GI103271 | 10,737.51 |
|     |   | - - - - - |
|     | GENEVA SCIENTIFIC LLC \$                          | 10,737.51 |

|     |  |           |
|-----|--|-----------|
| ACH | IEUA EMPLOYEES' ASSOCIATION            |           |
|     | P/R 10 5/20/22 Employee Ded HR 0105800 | 174.00    |
|     |  | - - - - - |
|     | IEUA EMPLOYEES' ASSOCIATION \$         | 174.00    |

| Check | Payee / Description   | Amount   |
|-------|---|--|
| ACH   | IEUA SUPERVISORS UNION ASSOCIA<br>P/R 10 5/20/22 Employee Ded   | HR 0105800 330.00  |
|       | IEUA SUPERVISORS UNION ASSOCIA\$  | 330.00   |
| ACH   | IEUA GENERAL EMPLOYEES ASSOCIA<br>P/R 10 5/20/22 Employee Ded   | HR 0105800 944.10  |
|       | IEUA GENERAL EMPLOYEES ASSOCIA\$  | 944.10   |
| ACH   | INLAND EMPIRE UNITED WAY<br>P/R 10 5/20/22 Employee Ded   | HR 0105800 21.00   |
|       | INLAND EMPIRE UNITED WAY \$   | 21.00  |
| ACH   | IEUA PROFESSIONAL EMPLOYEES AS<br>P/R 10 5/20/22 Employee Ded   | HR 0105800 660.00  |
|       | IEUA PROFESSIONAL EMPLOYEES AS\$  | 660.00   |
| ACH   | WEX HEALTH INC<br>P/R 10 5/20/22 Cafeteria Plan   | HR 0105800 4,634.53  |
|       | WEX HEALTH INC \$   | 4,634.53   |
| ACH   | CITY EMPLOYEES ASSOCIATES<br>P/R 10 5/20/22 Employee Ded  | HR 0105800 373.50  |
|       | CITY EMPLOYEES ASSOCIATES \$  | 373.50   |
| ACH   | SWEZEY, TOM<br>MlgReim-11/25 Call Out-Swezey,T<br>MlgReim-11/25 Call Out-Swezey,T<br>MlgReim-1/14 Call Out-Swezey,T<br>MlgReim-1/23 Call Out-Swezey,T | MLG 11/25 A 20.16<br>MLG 11/25 B 20.16<br>MLG 1/14 20.16<br>MLG 1/23 21.28 |
|       | SWEZEY, TOM \$  | 81.76  |
| ACH   | RUSSO, EFRAIN<br>MlgReim-12/31 Call Out-Russo,E<br>MlgReim-11/7 Call Out-Russo,E  | MLG 12/31 17.92<br>MLG 11/7 17.92  |
|       | RUSSO, EFRAIN \$  | 35.84  |
| ACH   | CATALAN, JOSE L<br>MlgReim-2/27 Call Out-Catalan, J   | MLG 2/27 12.87   |
|       | CATALAN, JOSE L \$  | 12.87  |
| ACH   | HYDER, JEFFREY<br>MlgReim-3/4 Call Out-Hyder,J  | MLG 3/4 73.71  |
|       | HYDER, JEFFREY \$   | 73.71  |
| ACH   | MENDO, FEDERICO SORDO<br>MlgReim-11/25 Call Out-Sordo,F<br>MlgReim-11/25 Call Out-Sordo,F   | MLG 11/25 B 34.72<br>MLG 11/25 A 34.72                                     |
|       | MENDO, FEDERICO SORDO \$  | 69.44  |

|                           |        |
|---------------------------|--------|
| Check Payee / Description | Amount |
|---------------------------|--------|

|     |  |    |           |
|-----|--|----|-----------|
| ACH | OELRICH, JOSHUA  |    |           |
|     | Oelrich,J-ExpRpt-3/7-3/12 Lone Star Blow 3/7-12 LONEST |    | 1,353.09  |
|     | Oelrich,J-ExpRpt-2/21-2/25 Lone Star Blo 2/21-25 LONES |    | 721.57    |
|     |  |    | - - - - - |
|     | OELRICH, JOSHUA  | \$ | 2,074.66  |

|     |                                 |        |           |
|-----|---------------------------------|--------|-----------|
| ACH | AQUA BEN CORPORATION            |        |           |
|     | Hydrofloc 748E 275 Gal Tote     | 43861  | 16,232.54 |
|     | RP1-23,000 Lbs Hydrofloc 750A   | 44112  | 34,199.85 |
|     | RP5 Hydrofloc 748E 275 Gal Tote | 43751C | 16,232.54 |
|     |                                 |        | - - - - - |
|     | AQUA BEN CORPORATION            | \$     | 66,664.93 |

|     |                                 |       |           |
|-----|---------------------------------|-------|-----------|
| ACH | CHARLES P CROWLEY CO            |       |           |
|     | Repair/Rebuild Mastrrr Unit RGA | 29593 | 3,128.80  |
|     |                                 |       | - - - - - |
|     | CHARLES P CROWLEY CO            | \$    | 3,128.80  |

|     |                                   |             |           |
|-----|-----------------------------------|-------------|-----------|
| ACH | NAPA GENUINE PARTS COMPANY        |             |           |
|     | Battery, Cable Terminal, env. fee | 166520      | 159.55    |
|     | Gas Cap                           | 4584-363936 | 12.38     |
|     | Cap teth                          | 4584-364117 | 25.31     |
|     |                                   |             | - - - - - |
|     | NAPA GENUINE PARTS COMPANY        | \$          | 197.24    |

|     |                               |        |           |
|-----|-------------------------------|--------|-----------|
| ACH | ENVIRONMENTAL RESOURCES ASSOC |        |           |
|     | Trace Metals                  | 004323 | 301.23    |
|     |                               |        | - - - - - |
|     | ENVIRONMENTAL RESOURCES ASSOC | \$     | 301.23    |

|     |  |              |           |
|-----|--|--------------|-----------|
| ACH | AMETEK BROOKFIELD                      |              |           |
|     | RP1-Calibration,Sensor,Cable           | A00000365868 | 1,874.40  |
|     | RP1-Functional Test Module,Calibration | A00000367265 | 539.00    |
|     |  |              | - - - - - |
|     | AMETEK BROOKFIELD                      | \$           | 2,413.40  |

|     |                            |               |            |
|-----|----------------------------|---------------|------------|
| ACH | GENESIS CONSTRUCTION       |               |            |
|     | EN22014-4/22 Pay Est 2     | PE 2-EN22014  | 47,571.25  |
|     | EN17110.03-4/22 Pay Est 21 | PE 21-EN17110 | 67,076.46  |
|     | EN22015-4/22 Pay Est 2     | PE 2-EN22015  | 40,600.00  |
|     |                            |               | - - - - -  |
|     | GENESIS CONSTRUCTION       | \$            | 155,247.71 |

|     |                           |               |            |
|-----|---------------------------|---------------|------------|
| ACH | J F SHEA CONSTRUCTION INC |               |            |
|     | PA17006.03-4/22 Pay Est 7 | PE 7-PA17006. | 214,700.00 |
|     |                           |               | - - - - -  |
|     | J F SHEA CONSTRUCTION INC | \$            | 214,700.00 |

|     |   |        |           |
|-----|---|--------|-----------|
| ACH | ACCUSTANDARD INC                        |        |           |
|     | Purgeables,Acrolein & Acrylonitrile     | 959839 | 383.40    |
|     | Acrolein & Acrylonitrile,Gases,Cold Pkg | 954815 | 320.07    |
|     | t-Butanole,Thulium Standard,Chlordane   | 958324 | 286.89    |
|     |   |        | - - - - - |
|     | ACCUSTANDARD INC                        | \$     | 990.36    |

|     |  |         |           |
|-----|--|---------|-----------|
| ACH | CAROLLO ENGINEERS                      |         |           |
|     | EN17110/EN17043/EN19010-3/22 Prof Svcs | FB22127 | 35,481.60 |
|     |  |         | - - - - - |



| Check | Payee / Description                              |               | Amount       |
|-------|--|---------------|--------------|
|       | CAROLLO ENGINEERS                                | \$            | 35,481.60    |
| ACH   | YSI INCORPORATED<br>Analyzer                     | 931839        | 121.41       |
|       | YSI INCORPORATED                                 | \$            | 121.41       |
| ACH   | NORSTAR PLUMBING & ENGINEERING                   |               |              |
|       | EN20022-4/22 Pay Est 2                           | PE 2-EN20022  | 45,600.00    |
|       | EN20022-3/22 Pay Est 1                           | PE 1-EN20022  | 103,333.40   |
|       | NORSTAR PLUMBING & ENGINEERING\$                 |               | 148,933.40   |
| ACH   | CASC ENGINEERING AND CONSULTIN                   |               |              |
|       | RW15003.6-2/2022 Professional Services           | 0045941       | 5,706.77     |
|       | 2/2022 Professional Services                     | 0045940       | 12,220.00    |
|       | 1/22 Prof Svcs                                   | 0045735       | 6,280.00     |
|       | CASC ENGINEERING AND CONSULTIN\$                 |               | 24,206.77    |
| ACH   | W A RASIC CONSTRUCTION CO INC                    |               |              |
|       | EN20008-4/30 Pay Est 3                           | PE 3-EN20008  | 1,425.00     |
|       | EN20040-4/30 Pay Est 3                           | PE 3-EN20040  | 43,037.37    |
|       | W A RASIC CONSTRUCTION CO INC \$                 |               | 44,462.37    |
| ACH   | ATMAA INC  |               |              |
|       | Analysis Reduced Sulfur Compounds                | 38224         | 240.00       |
|       | ATMAA INC  | \$            | 240.00       |
| ACH   | W M LYLES COMPANY                                |               |              |
|       | EN17110-4/22 Pay Est 25                          | PE 25-EN17110 | 34,157.25    |
|       | EN18006-4/22 Pay Est 21                          | PE 21-EN18006 | 49,875.00    |
|       | EN19043-4/22 Pay Est 4                           | PE 4-EN19043  | 1,933.25     |
|       | EN19001-4/22 Pay Est 18                          | PE 18-EN19001 | 3,010,235.98 |
|       | EN19006-4/22 Pay Est 18                          | PE 18-EN19006 | 5,160,649.79 |
|       | W M LYLES COMPANY                                | \$            | 8,256,851.27 |
| ACH   | NATIONAL CONSTRUCTION RENTALS                    |               |              |
|       | 3/1-3/28 GWR/ElyBsn Portable Toilet Unit 6466536 |               | 180.78       |
|       | NATIONAL CONSTRUCTION RENTALS \$                 |               | 180.78       |
| ACH   | SCW CONTRACTING CORPORATION                      |               |              |
|       | EN22002-4/22 Pay Est 16                          | PE 16-EN22002 | 34,844.10    |
|       | SCW CONTRACTING CORPORATION                      | \$            | 34,844.10    |
| ACH   | ICE QUBE INC                                     |               |              |
|       | IQ4500-Cooling System                            | 105661        | 4,038.20     |
|       | ICE QUBE INC                                     | \$            | 4,038.20     |
| ACH   | HARPER & ASSOCIATES ENGINEERIN                   |               |              |
|       | EN17110.03 3/1-3/31 Prof Svcs                    | ENG-7705      | 14,636.00    |
|       | EN17110.03 2/3/22-2/25/22 Prof Svcs              | ENG-7675      | 9,884.00     |

| Check | Payee / Description   | Amount     |
|-------|---|------------|
|       | HARPER & ASSOCIATES ENGINEERIN\$  | 24,520.00  |
| ACH   | ENVIRONMENTAL SCIENCE ASSOCIAT<br>D202000275.03 3/22 Prof Svcs 173521         | 745.46     |
|       | ENVIRONMENTAL SCIENCE ASSOCIAT\$  | 745.46     |
| ACH   | MNR CONSTRUCTION INC<br>RW15003.06-4/22 Pay Est 9 PE 9-RW15003.               | 299,105.74 |
|       | MNR CONSTRUCTION INC \$   | 299,105.74 |
| ACH   | BERLIN PACKAGING LLC<br>Warehouse Delivery Out 23-0209065                     | 779.60     |
|       | 480 1 Gal Bottles HDPE 23-0208685   | 599.95     |
|       | BERLIN PACKAGING LLC \$   | 1,379.55   |
| ACH   | FRESNO FIRST BANK<br>EN18006-4/22 Pay Est 21 PE 21-EN18006                    | 2,625.00   |
|       | FRESNO FIRST BANK \$  | 2,625.00   |
| ACH   | ARCADIS U.S., INC.<br>3/1-3/31 Professional Services 34293868                 | 407,649.49 |
|       | ARCADIS U.S., INC. \$   | 407,649.49 |
| ACH   | FERREIRA COASTAL CONSTRUCTION<br>EN20065-4/22 Pay Est 12 PE 12-EN20065        | 207,845.80 |
|       | FERREIRA COASTAL CONSTRUCTION \$  | 207,845.80 |
| ACH   | MANAGED MOBILE INC<br>Unit 1504 Battery Replacement IN00-0241543              | 686.19     |
|       | MANAGED MOBILE INC \$   | 686.19     |
| ACH   | PRIORITY BUILDING SERVICES LLC<br>Apr 2022 Janitorial Svcs 82675              | 150.00     |
|       | PRIORITY BUILDING SERVICES LLC\$  | 150.00     |
| ACH   | MWH CONSTRUCTORS INC<br>4600002851-3/2022 Professional Services 2022-30505777 | 21,818.13  |
|       | MWH CONSTRUCTORS INC \$   | 21,818.13  |
| ACH   | STORETRIEVE LLC<br>3/2022 Crtn Pickup/Dlvry/Strg 0175670                      | 464.31     |
|       | 1/2022 Crtn Pickup/Dlvry/Strg 0172247   | 314.11     |
|       | 2/2022 Crtn Pickup/Dlvry/Strg 0174183   | 468.63     |
|       | STORETRIEVE LLC \$  | 1,247.05   |
| ACH   | AMERICAN OFFICE PROFESSIONALS<br>Service Call HP CP4025 (Labor \$89.95) 3007  | 89.95      |
|       | Service HP P3015 Labor 3060   | 277.93     |

| Check | Payee / Description  | Amount   |
|-------|--|--|
|       | AMERICAN OFFICE PROFESSIONALS \$   | 367.88   |
| ACH   | WATER SYSTEMS CONSULTING INC<br>Prof Svcs 1/22-2/22 6510   | 3,147.50   |
|       | WATER SYSTEMS CONSULTING INC \$  | 3,147.50   |
| ACH   | WOODARD & CURRAN INC<br>CBPSS PROJ 0011588 12/05-3/25/22 202470  | 3,438.50   |
|       | WOODARD & CURRAN INC \$  | 3,438.50   |
| ACH   | ACT, A DIVISION OF CCI CHEMICA<br>11/2021 Wtr Treatment Service f/RP1,RP2, 0378022-IN  | 445.00   |
|       | ACT, A DIVISION OF CCI CHEMICA\$   | 445.00   |
| ACH   | ERAMOSA INTERNATIONAL INC<br>EN13016-2/2022 Professional Services US23520-18<br>EN13016-2/26/22-3/25/22 Prof Svcs US23520-19   | 67,387.50<br>83,415.16   |
|       | ERAMOSA INTERNATIONAL INC \$   | 150,802.66   |
| ACH   | BANNER BANK<br>EN17110.03-4/22 Pay Est 21 PE 21-EN17110  | 3,530.34   |
|       | BANNER BANK \$   | 3,530.34   |
| ACH   | SO CALIF EDISON<br>BnaBsn-3/9-4/6 14017 Whittram Ped 8004504662 3/<br>HckryDm-4/7-5/8 13400 Whittram Ave 8000257085 4/<br>ElyBsn-4/7-5/8 1665 Phila Ave 8000057558 4/<br>BnaBsn-4/7-5/8 14017 Whittram Ped 8004504662 4/<br>ZnRsvr-4/6-5/5 12749 6th St 8002740158 4/<br>JrpBsn-4/7-5/8 13450 Jurupa 8000401711 4/<br>RP4-4/6-5/5 12811 6th St 8000598564 4/<br>RP4/TP4/RCA-4/6-5/5 12811 6th St 8000036690 4/<br>MntclLS-4/11-5/10 34 Palmetto-Phila 8000031789 4/<br>Phills-4/7-5/8 1818 Phila St 8000031143 4/  | 6.34-<br>226.29<br>77.13<br>62.11<br>249.14<br>672.58<br>388.66<br>242,427.36<br>1,376.39<br>8,825.58          |
|       | SO CALIF EDISON \$   | 254,298.90   |
| ACH   | SO CALIF GAS<br>TP5-3/31-4/29 6075 Kimball Ave 15579076 4/22<br>RP1-4/1-5/1 2450 Phila St 5300510 4/22<br>RP1-4/1-5/1 2450 Phila St 11336197 4/22<br>RP1Cmplx-4/1-5/2 2450 Phila St 12140888 4/22<br>RP4-3/22-4/20 12811 6th St 10605111 4/22<br>TP1- 3/23-4/21 2564 Walnut St 06576432 4/22<br>CCWRP/TP-4/4-5/3 14950 Telephone Ave 14959861 4/22<br>HQA/B-3/31-4/29 6075 Kimball Ave 15729783 4/22<br>Lab-4/1-5/2 2450 Phila St 15577783 4/22<br>RP5-3/31-4/29 6075 Kimball Ave 13619305 4/22<br>MntBldg/Whs-3/23-4/21 2604 Walnut St 11726008 4/22<br>RP2Dg-4/1-5/1 16400 El Prado Rd 14944655 4/22 | 21.41<br>52.76<br>50.00<br>50.87<br>31.19<br>13.51<br>22.60<br>130.56<br>15.29<br>2,569.29<br>294.38<br>236.71 |
|       | SO CALIF GAS \$  | 3,488.57   |
| ACH   | LEVEL 3 COMMUNICATIONS LLC   |  |



| Check           | Payee / Description  | Amount    |
|-----------------|--|-----------|
| 5/2022 993-1600 | 993-1600 5/22  | 938.02    |
|                 | LEVEL 3 COMMUNICATIONS LLC \$  | 938.02    |
| ACH             | J L WINGERT CO<br>RP1-Paddlewheel Sensors,Tees 3020344   | 1,171.74  |
|                 | J L WINGERT CO \$  | 1,171.74  |
| ACH             | NAPA GENUINE PARTS COMPANY<br>Dot 3 fluid and Protectant 4584-366722   | 84.78     |
|                 | NAPA GENUINE PARTS COMPANY \$  | 84.78     |
| ACH             | RMA GROUP<br>EN20040-2/28-4/3 Prof Svcs 79503  | 3,738.44  |
|                 | RMA GROUP \$   | 3,738.44  |
| ACH             | ROYAL INDUSTRIAL SOLUTIONS<br>Meter Cover,Body 6441-1054335  | 413.76    |
|                 | ROYAL INDUSTRIAL SOLUTIONS \$  | 413.76    |
| ACH             | UNIVAR SOLUTIONS USA INC<br>TP1-11,675 Lbs Sodium Bisulfite 50194963   | 4,692.28  |
|                 | UNIVAR SOLUTIONS USA INC \$  | 4,692.28  |
| ACH             | WAXIE SANITARY SUPPLY<br>Cleaner/Degreaser,Antimicrobial,Hand/Dis 80865711   | 557.47    |
|                 | WAXIE SANITARY SUPPLY \$   | 557.47    |
| ACH             | PETE'S ROAD SERVICE<br>3 Tires f/Veh 0712 567354-00 1,229.73<br>Flat Repair f/Veh 1911 567331-00 126.23<br>Flat Repair f/Veh 1906 581244-00 181.04<br>4 Tires f/VQUI 0201 567892-00 1,603.56 |           |
|                 | PETE'S ROAD SERVICE \$   | 3,140.56  |
| ACH             | GRAINGER INC<br>GFCI Receptacles 9292708725  | 75.36     |
|                 | GRAINGER INC \$  | 75.36     |
| ACH             | DEZURIK INC<br>DeZURIK RPI/68005812  | 21,611.42 |
|                 | DEZURIK INC \$   | 21,611.42 |
| ACH             | MBC AQUATIC SCIENCES INC<br>Freshwater Flea Chronic Toxicity 30424 1,500.00<br>Freshwater Flea Chronic Toxicity Testing 30158 1,500.00<br>Freshwater Flea Chronic Toxicity 30415 4,500.00    |           |
|                 | MBC AQUATIC SCIENCES INC \$  | 7,500.00  |

| Check | Payee / Description   | Amount     |
|-------|---|------------|
| ACH   | BATTERY SPECIALTIES INC<br>12V 7.0AH Battery Replacement 381496         | 913.07     |
|       | BATTERY SPECIALTIES INC \$  | 913.07     |
| ACH   | AGILENT TECHNOLOGIES<br>Vials,Screws 123313827                          | 807.80     |
|       | AGILENT TECHNOLOGIES \$   | 807.80     |
| ACH   | CAROLLO ENGINEERS<br>EN24001/EN24002-3/22 Professional Servic FB22348   | 102,845.50 |
|       | CAROLLO ENGINEERS \$  | 102,845.50 |
| ACH   | LOCKMASTERS USA INC<br>Inv-Padlocks Standard 2", 2-1/2" Shackle 1055262 | 1,269.12   |
|       | LOCKMASTERS USA INC \$  | 1,269.12   |
| ACH   | MCR TECHNOLOGIES INC<br>RP1-Portable Sampler,Labor 40603                | 3,158.97   |
|       | MCR TECHNOLOGIES INC \$   | 3,158.97   |
| ACH   | MCCROMETER INC<br>Accuracy Test 18" Meter 562511 RI                     | 792.39     |
|       | MCCROMETER INC \$   | 792.39     |
| ACH   | HACH COMPANY<br>Filter Modules,Zip Top Bag 12969471                     | 1,529.22   |
|       | LDO Model Probe 12990165  | 10,761.02  |
|       | Digital pH Sensor 12992059  | 1,414.65   |
|       | Sensor Cap Replacement 12939899   | 217.90     |
|       | Process Vial 13007422   | 292.87     |
|       | TP1-Ammonia TNT+ LR 12816887  | 2,553.71   |
|       | 50 MG/L NH4-N Std Soln 13014363   | 214.19     |
|       | Fiber Wipers 13011642   | 197.81     |
|       | Sensor Repair 12992295  | 1,715.93   |
|       | HACH COMPANY \$   | 18,897.30  |
| ACH   | O S T S INC<br>4/2-Hazwoper First Reponder Trng f/1 57178               | 250.00     |
|       | O S T S INC \$  | 250.00     |
| ACH   | INNOVATIVE FEDERAL STRATEGIES<br>4/22 Prof Svcs 042022                  | 7,200.00   |
|       | INNOVATIVE FEDERAL STRATEGIES \$  | 7,200.00   |
| ACH   | STANTEC CONSULTING INC<br>CCWRF 1/18-2/25 Prof Svcs 1895042             | 8,227.50   |
|       | STANTEC CONSULTING INC \$   | 8,227.50   |
| ACH   | NATIONAL CONSTRUCTION RENTALS   |            |

| Check | Payee / Description                               | Amount    |
|-------|---|-----------|
|       | 4/27-5/24 Holding Tank Rental 6534147             | 290.78    |
|       | NATIONAL CONSTRUCTION RENTALS \$                  | 290.78    |
| ACH   | RSD   |           |
|       | Pleated Filter 55364682-00                        | 912.33    |
|       | Foot Mount Control Transformer 55364588-00        | 28.55     |
|       | RSD \$  | 940.88    |
| ACH   | DETECTION INSTRUMENTS CORP                        |           |
|       | SL Sensor 2288-52051                              | 317.77    |
|       | DETECTION INSTRUMENTS CORP \$                     | 317.77    |
| ACH   | VAUGHAN'S INDUSTRIAL REPAIR CO                    |           |
|       | RP1 Overhaul Kit 024307                           | 4,277.72  |
|       | VAUGHAN'S INDUSTRIAL REPAIR CO\$                  | 4,277.72  |
| ACH   | ROGERS, PETER J                                   |           |
|       | 5/5/22 Policy Cmmtt Fee-Rogers,P RPC-5/5/22       | 100.00    |
|       | ROGERS, PETER J \$                                | 100.00    |
| ACH   | OLIN CORP   |           |
|       | RP5 Sodium Hypochlorite 4,830lbs 3000101823       | 4,419.45  |
|       | TP1-4,932 Gals Sodium Hypochlorite 3000101302     | 4,512.78  |
|       | RP4 4,828 Gals. Sodium Hypochlorite 3000101304    | 4,417.62  |
|       | TP1 4,954 Gals. Sodium Hypochlorite 3000101822    | 4,532.91  |
|       | TP1-4,606 Gals Sodium Hypochlorite 3000102518     | 4,486.24  |
|       | TP1 4,730 Gals. Sodium Hypochlorite 3000102799    | 4,607.02  |
|       | TP1-4,932 Gals Sodium Hypochlorite 3000103190     | 4,512.78  |
|       | RP4 4,670 Gals. Sodium Hypochlorite 3000103191    | 4,548.58  |
|       | CCWW 3,946 Sodium Hypochlorite 3000100606         | 3,843.40  |
|       | RP5-4,832 Gals Sodium Hypochlorite 3000101303     | 4,421.28  |
|       | OLIN CORP \$                                      | 44,302.06 |
| ACH   | DORST-PORADA, DEBRA                               |           |
|       | 5/5/22 Policy Cmmtt Fee-Dorst-Porada,D RPC-5/5/22 | 100.00    |
|       | DORST-PORADA, DEBRA \$                            | 100.00    |
| ACH   | ALTA FOODCRAFT                                    |           |
|       | CAP-HQB-Coffee,Sweetener,Filters 12216983         | 227.00    |
|       | CAP-Coffee,Filters 12216978                       | 106.62    |
|       | ALTA FOODCRAFT \$                                 | 333.62    |
| ACH   | GHD INC   |           |
|       | EN23002 Prof Svcs Thru 2/2622 380-0009803         | 29,454.52 |
|       | GHD INC \$  | 29,454.52 |
| ACH   | TRICO CORPORATION                                 |           |
|       | CCWRF Oil Analysis P62273                         | 416.00    |
|       | CCWRF Oil Analysis P62306                         | 160.00    |
|       | CDA Oil Analysis P62309                           | 75.00     |

| Check | Payee / Description                                   | Amount |
|-------|---|--------|
|       | RP4 Oil Analysis P62274 192.00                        |        |
|       | RP5 Oil Analysis P62279 32.00                         |        |
|       | EDG-Oil Analysis P62305 50.00                         |        |
|       | TRICO CORPORATION \$ - - - - - 925.00                 |        |
| ACH   | EUROFINS EATON ANALYTICAL LLC                         |        |
|       | 4/13/22 Recycle Water From RP1/RP4 L0628279 200.00    |        |
|       | 5/2/22 Water Sample Analysis L0629056 25.00           |        |
|       | EUROFINS EATON ANALYTICAL LLC \$ - - - - - 225.00     |        |
| ACH   | ENVIRONMENTAL SCIENCE ASSOCIAT                        |        |
|       | D202000275.07 3/1-3/31 Prof Svcs 173770 9,943.79      |        |
|       | ENVIRONMENTAL SCIENCE ASSOCIAT\$ - - - - - 9,943.79   |        |
| ACH   | MICROAGE  |        |
|       | HP T640 Thin Client SFF Embedded 2207727 1,585.68     |        |
|       | MICROAGE \$ - - - - - 1,585.68                        |        |
| ACH   | POWER ENGINEERING SERVICES INC                        |        |
|       | EN22040 3/27-4/23 Prof Svcs 11586 13,310.00           |        |
|       | EN22040 3/27-4/23 Prof Svcs 11587 4,410.00            |        |
|       | EN22040 3/27-4/23 Prof Svcs 11588 1,970.00            |        |
|       | POWER ENGINEERING SERVICES INC\$ - - - - - 19,690.00  |        |
| ACH   | TECHNICAL SYSTEMS INC                                 |        |
|       | EN17082 Prof Svcs 7735A-011 19,270.00                 |        |
|       | TECHNICAL SYSTEMS INC \$ - - - - - 19,270.00          |        |
| ACH   | WEST COAST ADVISORS                                   |        |
|       | Prof. Servs for May 2022 13278 9,500.00               |        |
|       | WEST COAST ADVISORS \$ - - - - - 9,500.00             |        |
| ACH   | MANAGED MOBILE INC                                    |        |
|       | Repair Parts/Labor F-Veh 1806 IN00-0241614 688.24     |        |
|       | MANAGED MOBILE INC \$ - - - - - 688.24                |        |
| ACH   | PACIFIC COURIERS INC                                  |        |
|       | April 2022 Courier Service 22-04-2007 2,722.50        |        |
|       | PACIFIC COURIERS INC \$ - - - - - 2,722.50            |        |
| ACH   | PRIORITY BUILDING SERVICES LLC                        |        |
|       | Apr 2022 Janitorial Services 82752 20,304.35          |        |
|       | Tier 3 Disinfecting on Accounting Cubicl 83056 180.00 |        |
|       | PRIORITY BUILDING SERVICES LLC\$ - - - - - 20,484.35  |        |
| ACH   | STORETRIEVE LLC                                       |        |
|       | 4/22 Crtn PickUp/Dlvry/Strg 0177208 436.05            |        |
|       | STORETRIEVE LLC \$ - - - - - 436.05                   |        |

|                           |        |
|---------------------------|--------|
| Check Payee / Description | Amount |
|---------------------------|--------|

|     |   |            |           |
|-----|---|------------|-----------|
| ACH | GILLIS + PANICHAPAN ARCHITECTS                    |            | 1,150.00  |
|     | FM21005.01 3/1/22-3/31/22 Prof Svcs               | 108214J    | 9,515.00  |
|     | FM21005.01 3/1/22-3/31/22 Prof Svcs               | 108215J    | -         |
|     | GILLIS + PANICHAPAN ARCHITECTS\$                  |            | 10,665.00 |
|     |   |            |           |
| ACH | ROCKWELL SOLUTIONS INC                            |            |           |
|     | Rotary Lobe Pump                                  | 2882       | 20,920.17 |
|     | RP1 Rotary Lobe Pump                              | 2883       | 20,920.17 |
|     | ROCKWELL SOLUTIONS INC                            | \$         | 41,840.34 |
|     |   |            |           |
| ACH | CETINA, LUIS H                                    |            |           |
|     | 5/5/22 Policy Cmmtt Fee-Cetina,L                  | RPC-5/5/22 | 100.00    |
|     | CETINA, LUIS H                                    | \$         | 100.00    |
|     |   |            |           |
| ACH | MICHAEL BAKER INTERNATIONAL IN                    |            |           |
|     | EN20064 PE 11/28/21 Prof Svcs                     | 1135657    | 12,982.50 |
|     | MICHAEL BAKER INTERNATIONAL IN\$                  |            | 12,982.50 |
|     |   |            |           |
| ACH | HOPE INDUSTRIAL SYSTEMS INC                       |            |           |
|     | Full-Travel Wall Mount                            | 456118     | 1,073.53  |
|     | HOPE INDUSTRIAL SYSTEMS INC                       | \$         | 1,073.53  |
|     |   |            |           |
| ACH | INNOVYZE INC                                      |            |           |
|     | BIS-Rnwl Fltng Lic-InfoWater,InfoSewer-5 Q-116483 |            | 3,908.00  |
|     | INNOVYZE INC                                      | \$         | 3,908.00  |
|     |   |            |           |
| ACH | THE SOLIS GROUP                                   |            |           |
|     | EN17082.00 9/1/21-9/30/21 Prof. Svcs              | 7729       | 1,882.00  |
|     | THE SOLIS GROUP                                   | \$         | 1,882.00  |
|     |   |            |           |
| ACH | WATER SYSTEMS CONSULTING INC                      |            |           |
|     | Water Resource Program Definition Prof S 6650     |            | 30,080.98 |
|     | WATER SYSTEMS CONSULTING INC                      | \$         | 30,080.98 |
|     |   |            |           |
| ACH | CAPO PROJECTS GROUP LLC                           |            |           |
|     | EN11039-EN13016.05 Prof. Svcs. 02/22              | 5479       | 24,200.00 |
|     | Nov 2021 Prof Svcs                                | 5237       | 24,199.97 |
|     | CAPO PROJECTS GROUP LLC                           | \$         | 48,399.97 |
|     |   |            |           |
| ACH | COTHRAN JR, PHILLIP WAYNE                         |            |           |
|     | 5/5/22 Policy Cmmtt Fee-Cothran,P                 | RPC-5/5/22 | 100.00    |
|     | COTHRAN JR, PHILLIP WAYNE                         | \$         | 100.00    |
|     |   |            |           |
| ACH | STAPLES CONTRACT & COMMERCIAL                     |            |           |
|     | Pens,Wite-out,Magnifier,Sharpies,Wrist R          | 3506679927 | 121.60    |
|     | Organizer,Labels                                  | 3506679929 | 52.96     |
|     | Clocks  | 3502488814 | 59.74     |
|     | Pens,Dry Erase Board                              | 3506679925 | 98.14     |

| Check | Payee / Description                            | Amount   |
|-------|--|----------|
|       | Record Books 3506679931                        | 317.75   |
|       | STAPLES CONTRACT & COMMERCIAL \$               | 650.19   |
| ACH   | INLAND EMPIRE WINDUSTRIAL CO                   |          |
|       | Inv-In Bound Freight f/Inv 039748 039748 03    | 14.01    |
|       | Inv-In Bound Freight f/Inv 038246 01 038246 02 | 17.92    |
|       | Tubes,Nipples,Bushes 039748 01                 | 743.14   |
|       | Inv-In Bound Freight f/Inv 038675 01 038675 02 | 16.57    |
|       | Inv-Garden Valves 039748-02                    | 24.95    |
|       | Inv-Nipples,Brushed 039187 01                  | 392.59   |
|       | Inv-Nipples 038327 01                          | 80.64    |
|       | INLAND EMPIRE WINDUSTRIAL CO \$                | 1,289.82 |
| ACH   | FLEETISTICS                                    |          |
|       | GEOTAB Materials 99808                         | 2,873.46 |
|       | FLEETISTICS \$                                 | 2,873.46 |
| ACH   | RADAR ENVIRONMENTAL INC                        |          |
|       | Apr 2022 Monthly Site Survey 1614              | 6,452.35 |
|       | RADAR ENVIRONMENTAL INC \$                     | 6,452.35 |
| ACH   | DUTREY, JAVIER J                               |          |
|       | 5/5/22 Policy Cmmtt Fee-Dutrey,J RPC-5/5/22    | 100.00   |
|       | DUTREY, JAVIER J \$                            | 100.00   |
| ACH   | VELTO, BILL                                    |          |
|       | 5/5/22 Policy Cmmtt Fee-Velto,B RPC-5/5/22     | 100.00   |
|       | VELTO, BILL \$                                 | 100.00   |
| ACH   | B & K VALVES & EQUIPMENT INC                   |          |
|       | Valve Repair Svc, Seat Seal & Gaskets 1451.1-1 | 3,418.24 |
|       | B & K VALVES & EQUIPMENT INC \$                | 3,418.24 |
| ACH   | THE GATE GUY                                   |          |
|       | Gate Service Call 000254                       | 345.00   |
|       | THE GATE GUY \$                                | 345.00   |
| ACH   | BREIG, ANNA                                    |          |
|       | Reim Monthly Health Prem HEALTH PREM           | 153.53   |
|       | BREIG, ANNA \$                                 | 153.53   |
| ACH   | ESTRADA, JIMMIE J                              |          |
|       | Reim Monthly Health Prem HEALTH PREM           | 456.06   |
|       | ESTRADA, JIMMIE J \$                           | 456.06   |
| ACH   | HORNE, WILLIAM                                 |          |
|       | Reim Monthly Health Prem HEALTH PREM           | 456.06   |
|       | HORNE, WILLIAM \$                              | 456.06   |



| Check | Payee / Description                                 | Amount             |
|-------|---|--------------------|
| ACH   | LICHTI, ALICE<br>Reim Monthly Health Prem           | HEALTH PREM 153.53 |
|       | LICHTI, ALICE                                       | \$ 153.53          |
| ACH   | NOWAK, THEO T<br>Reim Monthly Health Prem           | HEALTH PREM 442.04 |
|       | NOWAK, THEO T                                       | \$ 442.04          |
| ACH   | DYKSTRA, BETTY<br>Reim Monthly Health Prem          | HEALTH PREM 153.53 |
|       | DYKSTRA, BETTY                                      | \$ 153.53          |
| ACH   | MUELLER, CAROLYN<br>Reim Monthly Health Prem        | HEALTH PREM 153.53 |
|       | MUELLER, CAROLYN                                    | \$ 153.53          |
| ACH   | CANADA, ANGELA<br>Reim Monthly Health Prem          | HEALTH PREM 153.53 |
|       | CANADA, ANGELA                                      | \$ 153.53          |
| ACH   | CUPERSMITH, LEIZAR<br>Reim Monthly Health Prem      | HEALTH PREM 153.53 |
|       | CUPERSMITH, LEIZAR                                  | \$ 153.53          |
| ACH   | DELGADO-ORAMAS JR, JOSE<br>Reim Monthly Health Prem | HEALTH PREM 302.53 |
|       | DELGADO-ORAMAS JR, JOSE                             | \$ 302.53          |
| ACH   | GRANGER, BRANDON<br>Reim Monthly Health Prem        | HEALTH PREM 147.76 |
|       | GRANGER, BRANDON                                    | \$ 147.76          |
| ACH   | GADDY, CHARLES L<br>Reim Monthly Health Prem        | HEALTH PREM 147.76 |
|       | GADDY, CHARLES L                                    | \$ 147.76          |
| ACH   | WEBB, DANNY C<br>Reim Monthly Health Prem           | HEALTH PREM 149.00 |
|       | WEBB, DANNY C                                       | \$ 149.00          |
| ACH   | HUMPHREYS, DEBORAH E<br>Reim Monthly Health Prem    | HEALTH PREM 151.27 |
|       | HUMPHREYS, DEBORAH E                                | \$ 151.27          |
| ACH   | MOUAT, FREDERICK W<br>Reim Monthly Health Prem      | HEALTH PREM 151.27 |

| Check |                   | Payee / Description      | Amount             |
|-------|-------------------|--------------------------|--------------------|
|       |                   | MOUAT, FREDERICK W       | \$ 151.27          |
| ACH   | MORGAN, GARTH W   | Reim Monthly Health Prem | HEALTH PREM 149.00 |
|       |                   | MORGAN, GARTH W          | \$ 149.00          |
| ACH   | ALLINGHAM, JACK   | Reim Monthly Health Prem | HEALTH PREM 2.27   |
|       |                   | ALLINGHAM, JACK          | \$ 2.27            |
| ACH   | MAZUR, JOHN       | Reim Monthly Health Prem | HEALTH PREM 511.16 |
|       |                   | MAZUR, JOHN              | \$ 511.16          |
| ACH   | HAMILTON, MARIA   | Reim Monthly Health Prem | HEALTH PREM 149.00 |
|       |                   | HAMILTON, MARIA          | \$ 149.00          |
| ACH   | RAMOS, CAROL      | Reim Monthly Health Prem | HEALTH PREM 2.27   |
|       |                   | RAMOS, CAROL             | \$ 2.27            |
| ACH   | FISHER, JAY       | Reim Monthly Health Prem | HEALTH PREM 149.00 |
|       |                   | FISHER, JAY              | \$ 149.00          |
| ACH   | KING, PATRICK     | Reim Monthly Health Prem | HEALTH PREM 2.27   |
|       |                   | KING, PATRICK            | \$ 2.27            |
| ACH   | DIETZ, JUDY       | Reim Monthly Health Prem | HEALTH PREM 149.00 |
|       |                   | DIETZ, JUDY              | \$ 149.00          |
| ACH   | MONZAVI, TAGHI    | Reim Monthly Health Prem | HEALTH PREM 2.27   |
|       |                   | MONZAVI, TAGHI           | \$ 2.27            |
| ACH   | PETERSEN, KENNETH | Reim Monthly Health Prem | HEALTH PREM 153.53 |
|       |                   | PETERSEN, KENNETH        | \$ 153.53          |
| ACH   | TRAUTERMAN, HELEN | Reim Monthly Health Prem | HEALTH PREM 153.53 |
|       |                   | TRAUTERMAN, HELEN        | \$ 153.53          |
| ACH   | TIEGS, KATHLEEN   | Reim Monthly Health Prem | HEALTH PREM 456.06 |



| Check | Payee / Description   | Amount |
|-------|---|--------|
|       | TIEGS, KATHLEEN \$  | 456.06 |
| ACH   | DIGGS, GEORGE<br>Reim Monthly Health Prem HEALTH PREM         | 456.06 |
|       | DIGGS, GEORGE \$  | 456.06 |
| ACH   | HAYES, KENNETH<br>Reim Monthly Health Prem HEALTH PREM        | 456.06 |
|       | HAYES, KENNETH \$   | 456.06 |
| ACH   | RODRIGUEZ, LOUIS<br>Reim Monthly Health Prem HEALTH PREM      | 151.27 |
|       | RODRIGUEZ, LOUIS \$   | 151.27 |
| ACH   | VARBEL, VAN<br>Reim Monthly Health Prem HEALTH PREM           | 302.53 |
|       | VARBEL, VAN \$  | 302.53 |
| ACH   | CLIFTON, NEIL<br>Reim Monthly Health Prem HEALTH PREM         | 302.53 |
|       | CLIFTON, NEIL \$  | 302.53 |
| ACH   | WELLMAN, JOHN THOMAS<br>Reim Monthly Health Prem HEALTH PREM  | 302.53 |
|       | WELLMAN, JOHN THOMAS \$                                       | 302.53 |
| ACH   | TROXEL, WYATT<br>Reim Monthly Health Prem HEALTH PREM         | 153.53 |
|       | TROXEL, WYATT \$  | 153.53 |
| ACH   | CORLEY, WILLIAM<br>Reim Monthly Health Prem HEALTH PREM       | 302.53 |
|       | CORLEY, WILLIAM \$  | 302.53 |
| ACH   | LESNIAKOWSKI, NORBERT<br>Reim Monthly Health Prem HEALTH PREM | 146.52 |
|       | LESNIAKOWSKI, NORBERT \$                                      | 146.52 |
| ACH   | VER STEEG, ALLEN J<br>Reim Monthly Health Prem HEALTH PREM    | 147.76 |
|       | VER STEEG, ALLEN J \$   | 147.76 |
| ACH   | HACKNEY, GARY<br>Reim Monthly Health Prem HEALTH PREM         | 511.16 |
|       | HACKNEY, GARY \$  | 511.16 |
| ACH   | TOL, HAROLD   |        |

| Check | Payee / Description      | Amount             |
|-------|--------------------------|--------------------|
|       | Reim Monthly Health Prem | HEALTH PREM 153.53 |
|       | TOL, HAROLD              | \$ 153.53          |
| ACH   | BANKSTON, GARY           |                    |
|       | Reim Monthly Health Prem | HEALTH PREM 153.53 |
|       | BANKSTON, GARY           | \$ 153.53          |
| ACH   | ATWATER, RICHARD         |                    |
|       | Reim Monthly Health Prem | HEALTH PREM 149.00 |
|       | ATWATER, RICHARD         | \$ 149.00          |
| ACH   | FIESTA, PATRICIA         |                    |
|       | Reim Monthly Health Prem | HEALTH PREM 302.53 |
|       | FIESTA, PATRICIA         | \$ 302.53          |
| ACH   | CARAZA, TERESA           |                    |
|       | Reim Monthly Health Prem | HEALTH PREM 2.27   |
|       | CARAZA, TERESA           | \$ 2.27            |
| ACH   | ANDERSON, JOHN L         |                    |
|       | Reim Monthly Health Prem | HEALTH PREM 456.06 |
|       | ANDERSON, JOHN L         | \$ 456.06          |
| ACH   | SANTA CRUZ, JACQUELYN    |                    |
|       | Reim Monthly Health Prem | HEALTH PREM 727.09 |
|       | SANTA CRUZ, JACQUELYN    | \$ 727.09          |
| ACH   | HECK, ROSELYN            |                    |
|       | Reim Monthly Health Prem | HEALTH PREM 2.27   |
|       | HECK, ROSELYN            | \$ 2.27            |
| ACH   | SOPICKI, LEO             |                    |
|       | Reim Monthly Health Prem | HEALTH PREM 295.52 |
|       | SOPICKI, LEO             | \$ 295.52          |
| ACH   | GOSE, ROSEMARY           |                    |
|       | Reim Monthly Health Prem | HEALTH PREM 149.00 |
|       | GOSE, ROSEMARY           | \$ 149.00          |
| ACH   | KEHL, BARRETT            |                    |
|       | Reim Monthly Health Prem | HEALTH PREM 149.00 |
|       | KEHL, BARRETT            | \$ 149.00          |
| ACH   | RITCHIE, JANN            |                    |
|       | Reim Monthly Health Prem | HEALTH PREM 149.00 |
|       | RITCHIE, JANN            | \$ 149.00          |

| Check | Payee / Description                             | Amount             |
|-------|---|--------------------|
| ACH   | LONG, ROCKWELL DEE<br>Reim Monthly Health Prem  | HEALTH PREM 362.16 |
|       | LONG, ROCKWELL DEE                              | \$ 362.16          |
| ACH   | FATTAHI, MIR<br>Reim Monthly Health Prem        | HEALTH PREM 149.00 |
|       | FATTAHI, MIR                                    | \$ 149.00          |
| ACH   | VERGARA, FLORENTINO<br>Reim Monthly Health Prem | HEALTH PREM 302.53 |
|       | VERGARA, FLORENTINO                             | \$ 302.53          |
| ACH   | WALL, DAVID<br>Reim Monthly Health Prem         | HEALTH PREM 359.89 |
|       | WALL, DAVID                                     | \$ 359.89          |
| ACH   | CHUNG, MICHAEL<br>Reim Monthly Health Prem      | HEALTH PREM 151.27 |
|       | CHUNG, MICHAEL                                  | \$ 151.27          |
| ACH   | ADAMS, PAMELA<br>Reim Monthly Health Prem       | HEALTH PREM 2.27   |
|       | ADAMS, PAMELA                                   | \$ 2.27            |
| ACH   | BLASINGAME, MARY<br>Reim Monthly Health Prem    | HEALTH PREM 570.78 |
|       | BLASINGAME, MARY                                | \$ 570.78          |
| ACH   | ANDERSON, KENNETH<br>Reim Monthly Health Prem   | HEALTH PREM 151.27 |
|       | ANDERSON, KENNETH                               | \$ 151.27          |
| ACH   | MOE, JAMES<br>Reim Monthly Health Prem          | HEALTH PREM 2.27   |
|       | MOE, JAMES                                      | \$ 2.27            |
| ACH   | POLACEK, KEVIN<br>Reim Monthly Health Prem      | HEALTH PREM 719.78 |
|       | POLACEK, KEVIN                                  | \$ 719.78          |
| ACH   | ELROD, SONDRAL<br>Reim Monthly Health Prem      | HEALTH PREM 151.27 |
|       | ELROD, SONDRAL                                  | \$ 151.27          |
| ACH   | FRAZIER, JACK<br>Reim Monthly Health Prem       | HEALTH PREM 2.27   |
|       | FRAZIER, JACK                                   | \$ 2.27            |

| Check | Payee / Description                              | Amount             |
|-------|--|--------------------|
| ACH   | HOAK, JAMES<br>Reim Monthly Health Prem          | HEALTH PREM 149.00 |
|       | HOAK, JAMES                                      | \$ 149.00          |
| ACH   | DEZHAM, PARIVASH<br>Reim Monthly Health Prem     | HEALTH PREM 2.27   |
|       | DEZHAM, PARIVASH                                 | \$ 2.27            |
| ACH   | FOLEY III, DANIEL J.<br>Reim Monthly Health Prem | HEALTH PREM 210.89 |
|       | FOLEY III, DANIEL J.                             | \$ 210.89          |
| ACH   | CLEVELAND, JAMES<br>Reim Monthly Health Prem     | HEALTH PREM 149.00 |
|       | CLEVELAND, JAMES                                 | \$ 149.00          |
| ACH   | LANGNER, CAMERON<br>Reim Monthly Health Prem     | HEALTH PREM 279.53 |
|       | LANGNER, CAMERON                                 | \$ 279.53          |
| ACH   | HAMILTON, LEANNE<br>Reim Monthly Health Prem     | HEALTH PREM 2.27   |
|       | HAMILTON, LEANNE                                 | \$ 2.27            |
| ACH   | HOOSHMAND, RAY<br>Reim Monthly Health Prem       | HEALTH PREM 149.00 |
|       | HOOSHMAND, RAY                                   | \$ 149.00          |
| ACH   | SCHLAPKOHL, JACK<br>Reim Monthly Health Prem     | HEALTH PREM 149.00 |
|       | SCHLAPKOHL, JACK                                 | \$ 149.00          |
| ACH   | POOLE, PHILLIP<br>Reim Monthly Health Prem       | HEALTH PREM 210.89 |
|       | POOLE, PHILLIP                                   | \$ 210.89          |
| ACH   | ADAMS, BARBARA<br>Reim Monthly Health Prem       | HEALTH PREM 147.76 |
|       | ADAMS, BARBARA                                   | \$ 147.76          |
| ACH   | RUESCH, GENECE<br>Reim Monthly Health Prem       | HEALTH PREM 153.53 |
|       | RUESCH, GENECE                                   | \$ 153.53          |
| ACH   | VANDERPOOL, LARRY<br>Reim Monthly Health Prem    | HEALTH PREM 568.24 |

| Check | Payee / Description  | Amount |
|-------|--|--------|
|       | VANDERPOOL, LARRY \$                                       | 568.24 |
| ACH   | AMBROSE, JEFFREY<br>Reim Monthly Health Prem HEALTH PREM   | 302.53 |
|       | AMBROSE, JEFFREY \$  | 302.53 |
| ACH   | MERRILL, DIANE<br>Reim Monthly Health Prem HEALTH PREM     | 569.48 |
|       | MERRILL, DIANE \$  | 569.48 |
| ACH   | HOUSER, ROD<br>Reim Monthly Health Prem HEALTH PREM        | 717.24 |
|       | HOUSER, ROD \$   | 717.24 |
| ACH   | RUSO, VICKI<br>Reim Monthly Health Prem HEALTH PREM        | 210.89 |
|       | RUSO, VICKI \$   | 210.89 |
| ACH   | HUSS, KERRY<br>Reim Monthly Health Prem HEALTH PREM        | 989.95 |
|       | HUSS, KERRY \$   | 989.95 |
| ACH   | BINGHAM, GREGG<br>Reim Monthly Health Prem HEALTH PREM     | 362.16 |
|       | BINGHAM, GREGG \$  | 362.16 |
| ACH   | CHARLES, DAVID<br>Reim Monthly Health Prem HEALTH PREM     | 149.00 |
|       | CHARLES, DAVID \$  | 149.00 |
| ACH   | YEBOAH, ERNEST<br>Reim Monthly Health Prem HEALTH PREM     | 149.00 |
|       | YEBOAH, ERNEST \$  | 149.00 |
| ACH   | ALVARADO, ROSEMARY<br>Reim Monthly Health Prem HEALTH PREM | 153.53 |
|       | ALVARADO, ROSEMARY \$                                      | 153.53 |
| ACH   | BARELA, GEORGE<br>Reim Monthly Health Prem HEALTH PREM     | 149.00 |
|       | BARELA, GEORGE \$  | 149.00 |
| ACH   | FETZER, ROBERT<br>Reim Monthly Health Prem HEALTH PREM     | 719.78 |
|       | FETZER, ROBERT \$  | 719.78 |
| ACH   | SPAETH, ERIC<br>Reim Monthly Health Prem HEALTH PREM       | 2.27   |

| Check | Payee / Description                            | Amount             |
|-------|--|--------------------|
|       | SPAETH, ERIC                                   | \$ 2.27            |
| ACH   | DAVIS, MARTHA<br>Reim Monthly Health Prem      | HEALTH PREM 2.27   |
|       | DAVIS, MARTHA                                  | \$ 2.27            |
| ACH   | BRULE, CHRISTOPHER<br>Reim Monthly Health Prem | HEALTH PREM 210.89 |
|       | BRULE, CHRISTOPHER                             | \$ 210.89          |
| ACH   | ROOS, JAMES<br>Reim Monthly Health Prem        | HEALTH PREM 362.16 |
|       | ROOS, JAMES                                    | \$ 362.16          |
| ACH   | MULLANEY, JOHN<br>Reim Monthly Health Prem     | HEALTH PREM 359.89 |
|       | MULLANEY, JOHN                                 | \$ 359.89          |
| ACH   | VALENZUELA, DANIEL<br>Reim Monthly Health Prem | HEALTH PREM 570.78 |
|       | VALENZUELA, DANIEL                             | \$ 570.78          |
| ACH   | PACE, BRIAN<br>Reim Monthly Health Prem        | HEALTH PREM 570.78 |
|       | PACE, BRIAN                                    | \$ 570.78          |
| ACH   | KING, JOSEPH<br>Reim Monthly Health Prem       | HEALTH PREM 149.00 |
|       | KING, JOSEPH                                   | \$ 149.00          |
| ACH   | VILLALOBOS, HECTOR<br>Reim Monthly Health Prem | HEALTH PREM 210.89 |
|       | VILLALOBOS, HECTOR                             | \$ 210.89          |
| ACH   | BAXTER, KATHLEEN<br>Reim Monthly Health Prem   | HEALTH PREM 210.89 |
|       | BAXTER, KATHLEEN                               | \$ 210.89          |
| ACH   | PENMAN, DAVID<br>Reim Monthly Health Prem      | HEALTH PREM 570.78 |
|       | PENMAN, DAVID                                  | \$ 570.78          |
| ACH   | ANGIER, RICHARD<br>Reim Monthly Health Prem    | HEALTH PREM 570.78 |
|       | ANGIER, RICHARD                                | \$ 570.78          |
| ACH   | MERRILL, DEBORAH                               |                    |

| Check | Payee / Description      | Amount             |
|-------|--------------------------|--------------------|
|       | Reim Monthly Health Prem | HEALTH PREM 153.53 |
|       | MERRILL, DEBORAH         | \$ 153.53          |
| ACH   | O'DEA, KRISTINE          |                    |
|       | Reim Monthly Health Prem | HEALTH PREM 151.27 |
|       | O'DEA, KRISTINE          | \$ 151.27          |
| ACH   | OAKDEN, LISA             |                    |
|       | Reim Monthly Health Prem | HEALTH PREM 935.72 |
|       | OAKDEN, LISA             | \$ 935.72          |
| ACH   | LAUGHLIN, JOHN           |                    |
|       | Reim Monthly Health Prem | HEALTH PREM 149.00 |
|       | LAUGHLIN, JOHN           | \$ 149.00          |
| ACH   | HUGHBANKS, ROGER         |                    |
|       | Reim Monthly Health Prem | HEALTH PREM 210.89 |
|       | HUGHBANKS, ROGER         | \$ 210.89          |
| ACH   | SPENDLOVE, DANNY         |                    |
|       | Reim Monthly Health Prem | HEALTH PREM 151.27 |
|       | SPENDLOVE, DANNY         | \$ 151.27          |
| ACH   | HOULIHAN, JESSE          |                    |
|       | Reim Monthly Health Prem | HEALTH PREM 210.89 |
|       | HOULIHAN, JESSE          | \$ 210.89          |
| ACH   | WARMAN, EVELYN           |                    |
|       | Reim Monthly Health Prem | HEALTH PREM 2.27   |
|       | WARMAN, EVELYN           | \$ 2.27            |
| ACH   | HERNANDEZ, DELIA         |                    |
|       | Reim Monthly Health Prem | HEALTH PREM 210.89 |
|       | HERNANDEZ, DELIA         | \$ 210.89          |
| ACH   | GUARDIANO, GARY          |                    |
|       | Reim Monthly Health Prem | HEALTH PREM 151.27 |
|       | GUARDIANO, GARY          | \$ 151.27          |
| ACH   | POMERLEAU, THOMAS        |                    |
|       | Reim Monthly Health Prem | HEALTH PREM 2.27   |
|       | POMERLEAU, THOMAS        | \$ 2.27            |
| ACH   | BARRER, SATURNINO        |                    |
|       | Reim Monthly Health Prem | HEALTH PREM 359.89 |
|       | BARRER, SATURNINO        | \$ 359.89          |



| Check | Payee / Description                                  | Amount             |
|-------|--|--------------------|
| ACH   | LACEY, STEVEN<br>Reim Monthly Health Prem            | HEALTH PREM 786.72 |
|       | LACEY, STEVEN  | \$ 786.72          |
| ACH   | MILLS, JOHN<br>Reim Monthly Health Prem              | HEALTH PREM 2.27   |
|       | MILLS, JOHN  | \$ 2.27            |
| ACH   | REED, RANDALL<br>Reim Monthly Health Prem            | HEALTH PREM 719.78 |
|       | REED, RANDALL  | \$ 719.78          |
| ACH   | RAMIREZ, REBECCA<br>Reim Monthly Health Prem         | HEALTH PREM 359.89 |
|       | RAMIREZ, REBECCA                                     | \$ 359.89          |
| ACH   | RAZAK, HALLA<br>Reim Monthly Health Prem             | HEALTH PREM 149.00 |
|       | RAZAK, HALLA   | \$ 149.00          |
| ACH   | OSBORN, CINDY L<br>Reim Monthly Health Prem          | HEALTH PREM 359.89 |
|       | OSBORN, CINDY L                                      | \$ 359.89          |
| ACH   | FESTA, GARY<br>Reim Monthly Health Prem              | HEALTH PREM 279.53 |
|       | FESTA, GARY  | \$ 279.53          |
| ACH   | MENDEZ, DAVID G<br>Reim Monthly Health Prem          | HEALTH PREM 362.16 |
|       | MENDEZ, DAVID G                                      | \$ 362.16          |
| ACH   | DELGADO, FLOR MARIA<br>Reim Monthly Health Prem      | HEALTH PREM 149.00 |
|       | DELGADO, FLOR MARIA                                  | \$ 149.00          |
| ACH   | GROENVELD, NELLETJE<br>Reim Monthly Health Prem      | HEALTH PREM 210.89 |
|       | GROENVELD, NELLETJE                                  | \$ 210.89          |
| ACH   | BATONGMALAQUE, CHARLIE L<br>Reim Monthly Health Prem | HEALTH PREM 362.16 |
|       | BATONGMALAQUE, CHARLIE L                             | \$ 362.16          |
| ACH   | BOBBITT, JOHN<br>Reim Monthly Health Prem            | HEALTH PREM 149.00 |
|       | BOBBITT, JOHN  | \$ 149.00          |



| Check | Payee / Description                             | Amount             |
|-------|---|--------------------|
| ACH   | NEIGHBORS, CLAUDIA<br>Reim Monthly Health Prem  | HEALTH PREM 210.89 |
|       | NEIGHBORS, CLAUDIA                              | \$ 210.89          |
| ACH   | CHENG, TINA Y<br>Reim Monthly Health Prem       | HEALTH PREM 153.53 |
|       | CHENG, TINA Y                                   | \$ 153.53          |
| ACH   | JACKSON, PATRICIA M<br>Reim Monthly Health Prem | HEALTH PREM 151.27 |
|       | JACKSON, PATRICIA M                             | \$ 151.27          |
| ACH   | GIBSON, CONSTANCE A<br>Reim Monthly Health Prem | HEALTH PREM 149.00 |
|       | GIBSON, CONSTANCE A                             | \$ 149.00          |
| ACH   | GU, JASON<br>Reim Monthly Health Prem           | HEALTH PREM 151.27 |
|       | GU, JASON                                       | \$ 151.27          |
| ACH   | KOPP, LINDA L<br>Reim Monthly Health Prem       | HEALTH PREM 2.27   |
|       | KOPP, LINDA L                                   | \$ 2.27            |
| ACH   | SCHERCK, JOHN<br>Reim Monthly Health Prem       | HEALTH PREM 359.89 |
|       | SCHERCK, JOHN                                   | \$ 359.89          |
| ACH   | WOODRUFF, APRIL F<br>Reim Monthly Health Prem   | HEALTH PREM 210.89 |
|       | WOODRUFF, APRIL F                               | \$ 210.89          |
| ACH   | ELEBY, CRYSTAL<br>Reim Monthly Health Prem      | HEALTH PREM 420.48 |
|       | ELEBY, CRYSTAL                                  | \$ 420.48          |
| ACH   | BUCHANAN, JAMES S<br>Reim Monthly Health Prem   | HEALTH PREM 149.00 |
|       | BUCHANAN, JAMES S                               | \$ 149.00          |
| ACH   | LUCAS, LARRY<br>Reim Monthly Health Prem        | HEALTH PREM 149.00 |
|       | LUCAS, LARRY                                    | \$ 149.00          |
| ACH   | LOPEZ, MARK A<br>Reim Monthly Health Prem       | HEALTH PREM 359.89 |

| Check |                       | Payee / Description      | Amount             |
|-------|-----------------------|--------------------------|--------------------|
|       |                       | LOPEZ, MARK A            | \$ 359.89          |
| ACH   | SANTA CRUZ, VICTOR    | Reim Monthly Health Prem | HEALTH PREM 578.09 |
|       |                       | SANTA CRUZ, VICTOR       | \$ 578.09          |
| ACH   | TRAUGOTT, JEFFREY P   | Reim Monthly Health Prem | HEALTH PREM 359.89 |
|       |                       | TRAUGOTT, JEFFREY P      | \$ 359.89          |
| ACH   | RIVERA, VINCENT J     | Reim Monthly Health Prem | HEALTH PREM 719.78 |
|       |                       | RIVERA, VINCENT J        | \$ 719.78          |
| ACH   | DOAN, KHANH V         | Reim Monthly Health Prem | HEALTH PREM 719.78 |
|       |                       | DOAN, KHANH V            | \$ 719.78          |
| ACH   | ARGUELLES, ALEX       | Reim Monthly Health Prem | HEALTH PREM 786.72 |
|       |                       | ARGUELLES, ALEX          | \$ 786.72          |
| ACH   | PROCTOR, CRAIG        | Reim Monthly Health Prem | HEALTH PREM 786.72 |
|       |                       | PROCTOR, CRAIG           | \$ 786.72          |
| ACH   | STONE, VICTORIA L     | Reim Monthly Health Prem | HEALTH PREM 570.78 |
|       |                       | STONE, VICTORIA L        | \$ 570.78          |
| ACH   | KREIMEYER, CARL L     | Reim Monthly Health Prem | HEALTH PREM 359.89 |
|       |                       | KREIMEYER, CARL L        | \$ 359.89          |
| ACH   | CHAVEZ, NESTOR        | Reim Monthly Health Prem | HEALTH PREM 359.89 |
|       |                       | CHAVEZ, NESTOR           | \$ 359.89          |
| ACH   | CUNNINGHAM, RICHARD A | Reim Monthly Health Prem | HEALTH PREM 151.27 |
|       |                       | CUNNINGHAM, RICHARD A    | \$ 151.27          |
| ACH   | MCCHRISTY, KAREN      | Reim Monthly Health Prem | HEALTH PREM 151.27 |
|       |                       | MCCHRISTY, KAREN         | \$ 151.27          |
| ACH   | ROSALES, TIMOTEO P    | Reim Monthly Health Prem | HEALTH PREM 719.78 |

| Check | Payee / Description                              | Amount             |
|-------|--|--------------------|
|       | ROSALES, TIMOTEO P                               | \$ 719.78          |
| ACH   | PELLY, GARY<br>Reim Monthly Health Prem          | HEALTH PREM 569.48 |
|       | PELLY, GARY                                      | \$ 569.48          |
| ACH   | GUTIERREZ, MICHAEL C<br>Reim Monthly Health Prem | HEALTH PREM 153.53 |
|       | GUTIERREZ, MICHAEL C                             | \$ 153.53          |
| ACH   | ROBISON, JOHN<br>Reim Monthly Health Prem        | HEALTH PREM 149.00 |
|       | ROBISON, JOHN                                    | \$ 149.00          |
| ACH   | DELZER, HARLAN D<br>Reim Monthly Health Prem     | HEALTH PREM 302.53 |
|       | DELZER, HARLAN D                                 | \$ 302.53          |
| ACH   | OAKDEN, SCOTT A<br>Reim Monthly Health Prem      | HEALTH PREM 786.72 |
|       | OAKDEN, SCOTT A                                  | \$ 786.72          |
| ACH   | HEIN, DAVID J<br>Reim Monthly Health Prem        | HEALTH PREM 210.89 |
|       | HEIN, DAVID J                                    | \$ 210.89          |
| ACH   | VALENCIA, CHRISTINA<br>Reim Monthly Health Prem  | HEALTH PREM 210.89 |
|       | VALENCIA, CHRISTINA                              | \$ 210.89          |
| ACH   | FRESQUEZ, ADRIAN<br>Reim Monthly Health Prem     | HEALTH PREM 359.89 |
|       | FRESQUEZ, ADRIAN                                 | \$ 359.89          |
| ACH   | MALDONADO, ARTHUR<br>Reim Monthly Health Prem    | HEALTH PREM 2.27   |
|       | MALDONADO, ARTHUR                                | \$ 2.27            |
| ACH   | SARMIENTO, JESSICA<br>Reim Monthly Health Prem   | HEALTH PREM 210.89 |
|       | SARMIENTO, JESSICA                               | \$ 210.89          |
| ACH   | VANBREUKELEN, ALBERT<br>Reim Monthly Health Prem | HEALTH PREM 149.00 |
|       | VANBREUKELEN, ALBERT                             | \$ 149.00          |
| ACH   | O'BRIEN, MICHELLE                                |                    |

| Check | Payee / Description                      | Amount                |
|-------|--|-----------------------|
|       | Reim Monthly Health Prem                 | HEALTH PREM 204.01    |
|       | O'BRIEN, MICHELLE                        | \$ 204.01             |
| ACH   | HOBBS, GARY B                            |                       |
|       | Reim Monthly Health Prem                 | HEALTH PREM 153.53    |
|       | HOBBS, GARY B                            | \$ 153.53             |
| ACH   | MALKANI, SURESH                          |                       |
|       | Reim Monthly Health Prem                 | HEALTH PREM 359.89    |
|       | MALKANI, SURESH                          | \$ 359.89             |
| ACH   | JONES, ALLAN D                           |                       |
|       | Reim Monthly Health Prem                 | HEALTH PREM 421.18    |
|       | JONES, ALLAN D                           | \$ 421.18             |
| ACH   | AQUA BEN CORPORATION                     |                       |
|       | RP5-11,500 Lbs Hydrofloc 748E            | 44047 16,232.54       |
|       | AQUA BEN CORPORATION                     | \$ 16,232.54          |
| ACH   | ROYAL INDUSTRIAL SOLUTIONS               |                       |
|       | Training Courses                         | 6441-1051876 6,227.95 |
|       | Training Courses                         | 6441-1051903 7,327.00 |
|       | ROYAL INDUSTRIAL SOLUTIONS               | \$ 13,554.95          |
| ACH   | AGILENT TECHNOLOGIES                     |                       |
|       | Custom Inorg Standard                    | 122291414 273.69      |
|       | Pesticide Degradation Check              | 122300111 66.84       |
|       | Vials,Caps,High Temp Filaments           | 122319044 635.53      |
|       | AGILENT TECHNOLOGIES                     | \$ 976.06             |
| ACH   | MCMaster-CARR SUPPLY CO                  |                       |
|       | Adptr,Cnctr,Bshng,Clmp,Npl,Wsher         | 77163130 846.14       |
|       | Sanding Belt                             | 76656745 121.52       |
|       | Barrier Tape                             | 76656653 70.09        |
|       | RP1 PVC Plastic Chest Waders             | 76561097 438.18       |
|       | Enclosures,Screws,Stud Anchor,Mount Tran | 76187854 1,378.95     |
|       | Floor Mount,Routing Clamps,Beam Clamp    | 73343813 1,037.25     |
|       | Sanding Belts                            | 76743929 57.89        |
|       | Terminal Blk,Scrws,Splices,PVC Tube,Clam | 77085630 927.79       |
|       | HDPE Carboy, 5 Gallon Capacity           | 77138819 91.00        |
|       | Tube,Conduit Cutter,Sledge Handle,Clamp  | 77645239 326.98       |
|       | Slotted Shim Set                         | 74716627 339.64       |
|       | Duct Tapes,Pipe Insulations              | 75049104 313.59       |
|       | Pipe Nipples,Fittings,Adapters,Connector | 77085730 532.09       |
|       | MCMaster-CARR SUPPLY CO                  | \$ 6,481.11           |
| ACH   | YSI INCORPORATED                         |                       |
|       | Kit-1080 Catalyst Packing                | 932314 650.81         |
|       | YSI INCORPORATED                         | \$ 650.81             |

| Check | Payee / Description   | Amount                  |
|-------|---|-------------------------|
| ACH   | PARSONS WATER & INFRASTRUCTURE<br>EN19001/EN19006 2/26-3/25 Prof Svcs 2204A158  | 313,841.04<br>- - - - - |
|       | PARSONS WATER & INFRASTRUCTURE\$  | 313,841.04              |
| ACH   | MAUREEN ERBEZNIK AND ASSOCIATE<br>WR22020-FY2021 WUE Annual Report IEUA_AR_FY21 | 2,200.00<br>- - - - -   |
|       | MAUREEN ERBEZNIK AND ASSOCIATES\$   | 2,200.00                |
| ACH   | LILLESTRAND LEADERSHIP CONSULT<br>One on One Coaching SD 7610                   | 452.50<br>- - - - -     |
|       | LILLESTRAND LEADERSHIP CONSULT\$  | 452.50                  |
| ACH   | ENVIRONMENTAL SCIENCE ASSOCIAT<br>4600001391 7/1-7/31/21 Prof. Svcs 166669      | 102.50<br>- - - - -     |
|       | ENVIRONMENTAL SCIENCE ASSOCIAT\$  | 102.50                  |
| ACH   | GILLIS + PANICHAPAN ARCHITECTS<br>FM21005.01 3/1-3/31 Prof Svcs 108216J         | 3,415.00<br>- - - - -   |
|       | GILLIS + PANICHAPAN ARCHITECTS\$  | 3,415.00                |
| ACH   | CSI SERVICES INC<br>EN22043-3/2022 Professional Services 11229                  | 8,930.00                |
|       | EN22043 Prof Svcs 3/14-4/8 11288  | 13,870.00<br>- - - - -  |
|       | CSI SERVICES INC \$   | 22,800.00               |
| ACH   | VIDEO SERVICES<br>EN17110.03-4/27 RP4 Trng Video Productio 00209                | 724.00<br>- - - - -     |
|       | VIDEO SERVICES \$   | 724.00                  |
| ACH   | SMARTCOVER SYSTEMS<br>7/22-6/23 SmartFLOE/SmartCover System Wa 21780            | 19,725.92<br>- - - - -  |
|       | SMARTCOVER SYSTEMS \$   | 19,725.92               |
| ACH   | INGERSOLL-RAND INDUSTRIAL US I<br>RP1-Air Filter 25933063                       | 600.16<br>- - - - -     |
|       | INGERSOLL-RAND INDUSTRIAL US I\$  | 600.16                  |
| ACH   | FLEETISTICS<br>Geotab Solar Asset Tracker April 100377                          | 2,873.46<br>- - - - -   |
|       | FLEETISTICS \$  | 2,873.46                |
| ACH   | SO CALIF EDISON<br>RP2MntLnchRm-3/18-4/18 16400 El Prado Rd 8000136547 4/       | 18.08-                  |
|       | SBLfStn-4/18-5/16 13707 San Bernardino A 8003058251 5/                          | 7,618.14                |
|       | MWDTrnt15T-4/18-5/16 12100 Banyan St 8004147332 5/                              | 36.17                   |
|       | MWDCB14/20-4/19-5/17 5752 East Ave/475 1 0478658163 5/                          | 145.32                  |
|       | 1630EPmpStn-4/19-5/17 7420 1/2 East 8000414223 5/                               | 56,460.94               |
|       | RP2MntLnchRm-4/19-5/17 16400 El Prado Rd 8001015118 5/                          | 3,852.30                |
|       | MntclSplTbX-4/19-5/17 11294 Roswell Ave 8000629815 5/                           | 78.83                   |

| Check | Payee / Description                                   |               | Amount    |
|-------|---|---------------|-----------|
|       | BrksStBsn-4/14-5/15 10661 Silicon Ped                 | 8000094378 4/ | 63.08     |
|       | MntclBsn-4/14-5/15 4700 San Jose                      | 8000092569 4/ | 60.45     |
|       | MWDTTrnt18-4/19-5/17 13400 Betsy Ross Ct              | 8000136547 5/ | 37.02     |
|       | MWDTTrnt15T-3/17-4/17 12100 Banyan St                 | 8004147332 4/ | 18.93-    |
|       | BrksStBsn-3/16-4/13 10661 Silicon Ped                 | 8000094378 3/ | 0.80-     |
|       | MntclBsn-3/16-4/13 4700 San Jose                      | 8000092569 3/ | 1.47-     |
|       |   | - - - - -     |           |
|       | SO CALIF EDISON                                       | \$            | 68,312.97 |
| ACH   | BENEFIT COORDINATORS CORPORATI                        |               |           |
|       | 3/22 LTD,Agency Pd Life,Employee Pd Life 10822        |               | 15,649.92 |
|       | 5/22 LTD,Agency Pd Life,Employee Pd Life 10945 5/22   |               | 15,517.75 |
|       |   | - - - - -     |           |
|       | BENEFIT COORDINATORS CORPORATI\$                      |               | 31,167.67 |
| ACH   | WESTERN DENTAL PLAN                                   |               |           |
|       | 5/22 Agency Dental Plan                               | 5/22          | 2,027.29  |
|       | 4/22 Agency Dental Plan                               | 4/22          | 1,982.98  |
|       |   | - - - - -     |           |
|       | WESTERN DENTAL PLAN                                   | \$            | 4,010.27  |
| ACH   | WEX HEALTH INC  |               |           |
|       | March 2022 Admin Fees                                 | 0001502036-IN | 275.50    |
|       | April 2022 Admin Fees                                 | 0001518570-IN | 232.75    |
|       |   | - - - - -     |           |
|       | WEX HEALTH INC  | \$            | 508.25    |
| ACH   | BENEFIT COORDINATORS CORPORATI                        |               |           |
|       | 5/22 Agency Dental Plan                               | B05H1X        | 19,991.70 |
|       | 3/22 Agency Dental Plan                               | B04Y0S        | 19,987.10 |
|       |   | - - - - -     |           |
|       | BENEFIT COORDINATORS CORPORATI\$                      |               | 39,978.80 |
| ACH   | LEGALSHIELD   |               |           |
|       | 5/22 Employee Prepaid Legal Services                  | 5/22          | 179.40    |
|       | 4/22 Employee Prepaid Legal Services                  | 4/22          | 179.40    |
|       |   | - - - - -     |           |
|       | LEGALSHIELD   | \$            | 358.80    |
| ACH   | DELGADO, ROBERTO                                      |               |           |
|       | Delgado,R-ExpRpt-4/11-4/14 CWEA Conferen 4/11-14 CWEA |               | 184.50    |
|       |   | - - - - -     |           |
|       | DELGADO, ROBERTO                                      | \$            | 184.50    |
| ACH   | EMPOWER RETIREMENT                                    |               |           |
|       | P/R 9 5/6/22 Deferred Comp                            | HR 0105500    | 82,062.99 |
|       |   | - - - - -     |           |
|       | EMPOWER RETIREMENT                                    | \$            | 82,062.99 |

**Grand Total Payment Amount: \$ 17,641,714.39**

## Attachment 2D

Vendor Wires  
(excludes Payroll)



| Check | Payee / Description                               | Amount                |
|-------|---|-----------------------|
| Wire  | EMPLOYMENT DEVELOPMENT DEPARTM                    |                       |
|       | HR 0105800  | 62,414.70             |
|       | HR 0105800  | 14,333.55             |
|       | EMPLOYMENT DEVELOPMENT DEPARTM\$                  | - - - - - 76,748.25   |
| Wire  | EMPOWER RETIREMENT                                |                       |
|       | P/R 10 5/20/22 Deferred Comp                      | HR 0105800 82,521.59  |
|       | EMPOWER RETIREMENT                                | \$ 82,521.59          |
| Wire  | INTERNAL REVENUE SERVICE                          |                       |
|       | HR 0105800  | 347,585.33            |
|       | INTERNAL REVENUE SERVICE                          | \$ 347,585.33         |
| Wire  | PUBLIC EMPLOYEES' RETIREMENT S                    |                       |
|       | 1/14/14-6/7/14 20283 Arrears Cntrbtns-Fe 16784505 | 3,987.78              |
|       | 5/22 Health Ins-Board 16777250 5/22               | 5,713.59              |
|       | 5/22 Health Ins-Retirees, Employees 16777245 5/22 | 301,255.04            |
|       | PUBLIC EMPLOYEES' RETIREMENT S\$                  | - - - - - 310,956.41  |
| Wire  | STATE DISBURSEMENT UNIT                           |                       |
|       | P/R 9 5/6/22                                      | HR 0105500 2,297.35   |
|       | STATE DISBURSEMENT UNIT                           | \$ 2,297.35           |
| Wire  | EMPLOYMENT DEVELOPMENT DEPARTM                    |                       |
|       | P/R 9 5/6/22 Taxes                                | HR 0105500 14,545.41  |
|       | P/R 9 5/6/22 Taxes                                | HR 0105500 63,234.26  |
|       | EMPLOYMENT DEVELOPMENT DEPARTM\$                  | - - - - - 77,779.67   |
| Wire  | INTERNAL REVENUE SERVICE                          |                       |
|       | P/R 9 5/6/22 Taxes                                | HR 0105500 349,939.15 |
|       | INTERNAL REVENUE SERVICE                          | \$ 349,939.15         |
| Wire  | EMPLOYMENT DEVELOPMENT DEPARTM                    |                       |
|       | P/R 110 5/12 Taxes                                | HR 0105700 33.43      |
|       | P/R 110 5/12 Taxes                                | HR 0105700 72.32      |
|       | EMPLOYMENT DEVELOPMENT DEPARTM\$                  | - - - - - 105.75      |
| Wire  | INTERNAL REVENUE SERVICE                          |                       |
|       | P/R 110 5/12 Taxes                                | HR 0105700 815.60     |
|       | INTERNAL REVENUE SERVICE                          | \$ 815.60             |
| Wire  | EMPLOYMENT DEVELOPMENT DEPARTM                    |                       |
|       | P/R DIR 5 5/13 Taxes                              | HR 0105600 403.60     |
|       | EMPLOYMENT DEVELOPMENT DEPARTM\$                  | - - - - - 403.60      |
| Wire  | INTERNAL REVENUE SERVICE                          |                       |
|       | P/R DIR 5 5/13 Taxes                              | HR 0105600 2,618.44   |



| Check |                                | Payee / Description              | Amount          |
|-------|--------------------------------|----------------------------------|-----------------|
|       |                                | INTERNAL REVENUE SERVICE         | \$ 2,618.44     |
| Wire  | PUBLIC EMPLOYEES RETIREMENT SY |                                  |                 |
|       | P/R 8 4/22 Emp (er) & (ee)     | PR 10 5/20 AD                    | 342.50          |
|       | P/R 10 5/20/22 PERS            | HR 0105800                       | 201,337.67      |
|       | P/R 110 5/12 PERS              | HR 0105700                       | 464.48          |
|       |                                |                                  | - - - - -       |
|       |                                | PUBLIC EMPLOYEES RETIREMENT SY\$ | 202,144.65      |
| Wire  | PUBLIC EMPLOYEES RETIREMENT SY |                                  |                 |
|       | P/R 9 5/6/22 PERS              | HR 0105500                       | 204,876.94      |
|       | P/R 9 5/6 PERS Adj             | PR 9 5/6 ADJ                     | 458.89          |
|       |                                |                                  | - - - - -       |
|       |                                | PUBLIC EMPLOYEES RETIREMENT SY\$ | 205,335.83      |
| Wire  | STATE DISBURSEMENT UNIT        |                                  |                 |
|       | P/R 10 5/20/22                 | HR 0105800                       | 2,297.35        |
|       |                                |                                  | - - - - -       |
|       |                                | STATE DISBURSEMENT UNIT          | \$ 2,297.35     |
| Wire  | STATE BOARD OF EQUALIZATION    |                                  |                 |
|       | 4/22 Sales Tax Deposit         | 23784561 4/22                    | 10,520.00       |
|       |                                |                                  | - - - - -       |
|       |                                | STATE BOARD OF EQUALIZATION      | \$ 10,520.00    |
| Wire  | METROPOLITAN WATER DISTRICT    |                                  |                 |
|       | March 2022 Water Purchase      | 10728                            | 1,863,619.05    |
|       |                                |                                  | - - - - -       |
|       |                                | METROPOLITAN WATER DISTRICT      | \$ 1,863,619.05 |

**Grand Total Payment Amount: \$ 3,535,688.02**

## Attachment 2E

Payroll-Net Pay-Directors

# INLAND EMPIRE UTILITIES AGENCY

## Ratification of Board of Directors

Payroll for May 13 ,2022

Presented at Board Meeting on July 20, 2022

| DIRECTOR NAME   | GROSS PAYROLL      | NET PAYROLL       |
|-----------------|--------------------|-------------------|
| Jasmin Hall     | \$3,368.71         | \$2,103.63        |
| Marco A. Tule   | \$3,512.30         | \$1,641.01        |
| Michael Camacho | \$4,652.76         | \$1,695.10        |
| Steven J. Elie  | \$2,977.79         | \$679.17          |
| Paul Hofer      | \$0.00             | \$0.00            |
| <b>TOTALS</b>   | <b>\$14,511.56</b> | <b>\$6,118.91</b> |

|                        | Count | Amount     |
|------------------------|-------|------------|
| TOTAL EFTS PROCESSED   | 4     | \$6,118.91 |
| TOTAL CHECKS PROCESSED | 0     | \$0.00     |
| CHECK NUMBERS USED     | N/A   |            |

**DIRECTOR PAYSHEET**  
**IEUA/MWD**  
**SAWPA (alternate)**  
**1 of 3**

MICHAEL CAMACHO  
EMPLOYEE NO.: 1140  
ACCOUNT NO.: 10200-120100-100000-501010

**APRIL 2022**

| DATE      | TYPE OF MEETING   | ATTENDANCE     | TOTAL<br>COMPENSATION |
|-----------|---|----------------|-----------------------|
| 4/4/2022  | IEUA - Meeting with Adan Ortega and Bob Bowcock re: MWD   | Yes            | \$260.00              |
| 4/5/2022  | IEUA - Tour of Recycled Water Purification Center   | Yes            | \$260.00              |
| 4/5/2022  | IEUA - Meeting with Rupam Soni and Bob Bowcock  | Yes (same day) | \$0.00                |
| 4/6/2022  | IEUA - IEUA Board Workshop In-Person  | Yes            | \$260.00              |
| 4/7/2022  | IEUA-Southern Coalition/Inland Caucus Mtg<br>Conference Call  | Yes            | \$260.00              |
| 4/7/2022  | IEUA - Meeting w/IEUA Technology Specialist II<br>Wilson To re agency devices   | Yes (same day) | \$0.00                |
| 4/7/2022  | IEUA - P3 Water Summit  | Yes (same day) | \$0.00                |
| 4/8/2022  | IEUA - P3 Water Summit  | Yes            | \$260.00              |
| 4/8/2022  | IEUA - Meeting with Adan Ortega and GM<br>Deshmukh via MS Teams   | Yes (same day) | \$0.00                |
| 4/11/2022 | MWD - Committee Meetings via Zoom   | Yes            | \$260.00              |
| 4/12/2022 | MWD - Committee Meetings & Board Meeting via<br>Zoom  | Yes            | \$260.00              |
| 4/12/2022 | IEUA - Meeting with GM Deshmukh   | Yes (same day) | \$0.00                |
| 4/13/2022 | IEUA- IEUA Community & Legislative Affairs<br>Committee & Eng. Ops, & Water Resources<br>Committee Meetings In-person | Yes            | \$260.00              |
| 4/20/2022 | CBRFA – CBRFA Commission Meeting via MS Teams   | Yes (same day) | \$0.00                |
| 4/20/2022 | IEUA – IEUA Board Meeting via MS Teams  | Yes            | \$260.00              |
| 4/20/2022 | IEUA – Meeting with Jim Curatalo re:<br>IEUA/WaterMaster issues   | Yes (same day) | \$0.00                |
| 4/26/2022 | MWD - Committee Meetings via Zoom   | Yes            | \$260.00              |
|           |   |                |                       |

**DIRECTOR PAYSHEET**  
**IEUA/MWD**  
**SAWPA (alternate)**  
**2 of 3**

|           |   |                   |        |
|-----------|---|-------------------|--------|
| 4/28/2022 | IEUA – Meeting with John Hanula re: IEUA/MWD issues | Yes (10 mtgs max) | \$0.00 |
|-----------|---|-------------------|--------|

|                                |            |
|--------------------------------|------------|
| <b>TOTAL REIMBURSEMENT</b>     | \$2,600.00 |
| <b>TOTAL MEETINGS ATTENDED</b> | 18         |
| <b>TOTAL MEETINGS PAID</b>     | 10         |

**DIRECTOR PAYSHEET**  
**IEUA/MWD**  
**SAWPA (alternate)**  
**3 of 3**

**NOTE:**

**IEUA/MWD/IERCA**

*Up to 10 days of service per month per Ordinance No. 107, including MWD meetings at \$260.00 (eff. 07/01/19). IEUA pays both primary and alternate for attendance.*

**SAWPA**

*Up to 10 days of service per month per Ordinance No. 107 (i.e., \$20.00 – difference between SAWPA (\$240.00 (eff. 2/2022) and Agency meetings \$260.00 (eff. 7/01/19), including MWD meetings. SAWPA pays both primary and alternate for attendance, including mileage.*

Director's Signature



---

Michael Camacho, Vice President



---

Approved by: Shivaji Deshmukh

**DIRECTOR PAYSHEET**  
**IEUA/CBWM/CBWB**  
**CDA/Regional Policy Cte (alternate)**  
**1 of 2**

STEVEN J. ELIE  
EMPLOYEE NO.: 1175  
ACCOUNT NO.: 10200-120100-100000-501010

**APRIL 2022**

| DATE      | TYPE OF MEETING   | ATTENDANCE            | TOTAL<br>COMPENSATION |
|-----------|---|-----------------------|-----------------------|
| 4/5/2022  | IEUA - WNA Leadership Council Meeting via Zoom                            | Yes                   | \$260.00              |
| 4/5/2022  | IEUA - Meeting with EMWD President Phil Paule in Corona                   | Yes (same day)        | \$0.00                |
| 4/6/2022  | IEUA - IEUA Board Workshop In-Person                                      | Yes                   | \$260.00              |
| 4/8/2022  | IEUA - SCWC Executive Committee Meeting via Zoom                          | Yes                   | \$260.00              |
| 4/13/2022 | IEUA- IEUA Community & Legislative Affairs Committee Meeting via MS Teams | Yes                   | \$260.00              |
| 4/20/2022 | IEUA – CBRFA Commission Meeting In-Person                                 | Yes (same day)        | \$0.00                |
| 4/20/2022 | IEUA – IEUA Board Meeting In-Person                                       | Yes                   | \$260.00              |
| 4/26/2022 | IEUA - Chino Basin WaterMaster Board Workshop in Rancho Cucamonga         | Yes (decline payment) | \$0.00                |
| 4/28/2022 | CBWM - Chino Basin WaterMaster Meeting in Rancho Cucamonga                | Yes (decline payment) | \$0.00                |

**TOTAL REIMBURSEMENT**                      \$1,300.00

**TOTAL MEETINGS ATTENDED**                      9

**TOTAL MEETINGS PAID**                      5

Director's Signature



Steven J. Elie, President



Approved by: Shivaji Deshmukh

**NOTE:**

IEUA

Up to 10 days of service per month per Ordinance No. 107, including MWD meetings at \$260.00 (eff. 07/01/19). IEUA pays both primary and alternate for attendance.



**DIRECTOR PAYSHEET**  
**IEUA/CBWM/CBWB**  
**CDA/Regional Policy Cte (alternate)**  
**2 of 2**

**CBWM**

Up to 10 days of service per month per Ordinance No. 107, including MWD meetings at \$260.00 (eff. 7/01/19). IEUA pays both primary and alternate for attendance. (i.e., \$135.00 - difference between Watermaster \$125.00 and Agency meetings \$260.00 (eff. 7/01/19). Chino Basin Watermaster does not compensate an alternate Director unless the alternate Director is attending on behalf of an absent primary Director. In accordance to Ordinance No. 98, Section 1, (i) Attendance at any meeting provided for under Sections 1.b,c,e, and f, shall also include payment to both the primary representative and the alternate representative to said body if they both attend said meeting. Record full amount on timesheet for attendance by alternates.

**CDA**

Up to 10 days of service per month per Ordinance No. 107, (i.e., \$120.00 - difference between CDA (\$150 and Agency meetings \$260.00 (eff. 7/01/19), including MWD meetings. CDA pays directly to IEUA. Record full amount on timesheet. CDA pays both primary and alternate for attendance.

**CBWB**

Up to 10 days of service per month per Ordinance No. 107 (i.e., \$160.00 - difference between CBWB (\$100.00 and Agency meetings \$260.00 (eff. 7/01/19)), including MWD meetings. CBWB pays directly to IEUA. Record full amount on timesheet.

**Regional Policy Committee**

Up to 10 days of service per month per Ordinance No. 107, including MWD meetings at \$260.00 (eff. 07/01/19.) IEUA pays Regional Policy Committee members (total amount of \$260.00, should reflect on timesheet).

***\*Decline IEUA portion of CBWM***

**IEUA DIRECTOR PAYSHEET**  
**IEUA\IERCA**  
**CBWB (alternate)**  
**1 of 2**

JASMIN A. HALL  
EMPLOYEE NO.: 1256  
ACCOUNT NO.: 10200-120100-100000-501010

**APRIL 2022**

| DATE      | TYPE OF MEETING  | ATTENDANCE        | TOTAL<br>COMPENSATION |
|-----------|--|-------------------|-----------------------|
| 4/4/2022  | IEUA - IERCA Special Board Meeting via Zoom                    | Yes               | \$260.00              |
| 4/6/2022  | IEUA - IEUA Board Workshop via MS Teams                        | Yes               | \$260.00              |
| 4/7/2022  | IEUA - P3 Water Summit in San Diego                            | Yes               | \$260.00              |
| 4/8/2022  | IEUA - P3 Water Summit in San Diego                            | Yes               | \$260.00              |
| 4/11/2022 | IEUA - CWEA AC22 Annual Conference in Sacramento               | Yes               | \$260.00              |
| 4/12/2022 | IEUA - CWEA AC22 Annual Conference                             | Yes               | \$260.00              |
| 4/12/2022 | IEUA - IEWorks Leadership Meeting via Zoom                     | Yes (same day)    | \$0.00                |
| 4/13/2022 | IEUA - CWEA AC22 Annual Conference                             | Yes               | \$260.00              |
| 4/13/2022 | IEUA - Finance & Administration Committee Meeting via MS Teams | Yes (same day)    | \$0.00                |
| 4/14/2022 | IEUA - CWEA AC22 Annual Conference                             | Yes               | \$260.00              |
| 4/16/2022 | IEUA - Women Who Inspire Luncheon Hosted by Sen. Leyva         | Yes               | \$260.00              |
| 4/18/2022 | IEUA - ASBCSD General Membership Meeting                       | Yes               | \$260.00              |
| 4/19/2022 | IEUA - City of Rancho Cucamonga State of the City Address      | Yes (10 mtgs max) | \$0.00                |
| 4/20/2022 | IEUA - CBRFA Commission Meeting via MS Teams                   | Yes (same day)    | \$0.00                |
| 4/20/2022 | IEUA - IEUA Board Meeting via MS Teams                         | Yes (10 mtgs max) | \$0.00                |
| 4/21/2022 | IEUA - IEWorks Board Meeting via Zoom                          | Yes (10 mtgs max) | \$0.00                |
| 4/21/2022 | CASA - CASA Hybrid Regulatory Workgroup Meeting                | Yes (10 mtgs max) | \$0.00                |
| 4/21/2022 | CASA - CASA Board of Directors Meeting                         | Yes (10 mtgs max) | \$0.00                |

IEUA DIRECTOR PAYSHEET

IEUA\IERCA

CBWB (alternate)

2 of 2


|           |                                       |                      |        |
|-----------|---------------------------------------|----------------------|--------|
| 4/26/2022 | IEUA - Infraday California Conference | Yes (10 mtgs<br>max) | \$0.00 |
|-----------|---------------------------------------|----------------------|--------|

TOTAL REIMBURSEMENT \$2,600.00

TOTAL MEETINGS ATTENDED 19

TOTAL MEETINGS PAID 10

Director's Signature



Jasmin A. Hall, Director



Approved by: Shivaji Deshmukh, General Manager

**NOTE:**

IEUA/IERCA

Up to 10 days of service per month per Ordinance No. 107, including MWD meetings at \$260.00 (eff. 07/01/19). IEUA pays both primary and alternate for attendance.

CBWB

Up to 10 days of service per month per Ordinance No. 107 (i.e., \$160.00 - difference between CBWB (\$100.00 and Agency meetings \$260.00 (eff. 7/01/19)), including MWD meetings. CBWB pays directly to IEUA. Record full amount on timesheet.

**DIRECTOR PAYSHEET****IEUA/IERCA****1 of 1**

PAUL HOFER

EMPLOYEE NO.: 1349

ACCOUNT NO.: 10200-120100-100000-501010

**APRIL 2022**

| DATE                    | TYPE OF MEETING                                  | ATTENDANCE     | TOTAL<br>COMPENSATION |
|-------------------------|--|----------------|-----------------------|
| 4/4/2022                | IERCA - IERCA Special Board Meeting via MS Teams | Yes            | \$0.00                |
| 4/20/2022               | IEUA - CBRFA Commission Meeting via MS Teams     | Yes (same day) | \$0.00                |
| 4/20/2022               | IEUA - IEUA Board Meeting via MS Teams           | Yes            | \$0.00                |
| TOTAL REIMBURSEMENT     |  |                | \$0.00                |
| TOTAL MEETINGS ATTENDED |  |                | 3                     |
| TOTAL MEETINGS PAID     |  |                | 0                     |

**NOTE:**

IEUA/IERCA

Up to 10 days of service per month per Ordinance No. 107, including MWD meetings at \$260.00 (eff. 07/01/19).

IEUA pays both primary and alternate for attendance.

*Director Hofer has waived all stipend payments.*

Director's Signature



Paul Hofer, Director



Approved by:

**DIRECTOR PAYSHEET**  
**IEUA/CDA/SAWPA/Regional Policy Cte**  
**IERCA/CBWM (alternate)**  
**1 of 3**

MARCO TULE  
 EMPLOYEE NO.: 1520  
 ACCOUNT NO.: 10200-120100-100000-501010

**APRIL 2022**

| DATE      | TYPE OF MEETING  | ATTENDANCE            | TOTAL<br>COMPENSATION |
|-----------|--|-----------------------|-----------------------|
| 4/4/2022  | SAWPA - SAWPA Prep Meeting w/Senior Policy Advisor Cathleen Pieroni  | Yes (staff)           | \$0.00                |
| 4/5/2022  | SAWPA - SAWPA Commission Workshop via Zoom   | Yes                   | \$260.00              |
| 4/5/2022  | SAWPA - SAWPA PA23 Committee Meeting via Zoom  | Yes (same day)        | \$0.00                |
| 4/5/2022  | SAWPA - SAWPA PA24 Committee Meeting via Zoom  | Yes (same day)        | \$0.00                |
| 4/5/2022  | IEUA - Special Regional Sewerage Program Policy Committee Meeting via MS Teams   | Yes (same day)        | \$0.00                |
| 4/6/2022  | IEUA - IEUA Board Workshop In-Person   | Yes                   | \$260.00              |
| 4/7/2022  | CDA - CDA Board Meeting via Zoom   | Yes                   | \$260.00              |
| 4/11/2022 | IEUA - Monthly Meeting w/City of Ontario CM Porada, GM Burton, City Mgr Ochoa via Zoom   | Yes                   | \$260.00              |
| 4/12/2022 | IEUA - IEWorks Leadership Meeting via Zoom   | Yes                   | \$260.00              |
| 4/13/2022 | IEUA- IEUA Engineering, Operations & Water Resources Committee Meeting and Finance & Administration Committee Meeting via MS Teams | Yes                   | \$260.00              |
| 4/13/2022 | IEUA - Meeting w/IEUA staff re RP-5 project safety record  | Yes (same day)        | \$0.00                |
| 4/19/2022 | SAWPA - SAWPA Commission Meeting via Zoom  | Yes                   | \$260.00              |
| 4/20/2022 | IEUA - CBRFA Commission Meeting via MS Teams   | Yes (same day)        | \$0.00                |
| 4/20/2022 | IEUA - IEUA Board Meeting via MS Teams   | Yes                   | \$260.00              |
| 4/26/2022 | CBWM - CBWM Board Workshop   | Yes (decline payment) | \$0.00                |
| 4/27/2022 | IEUA - Meeting w/SAWPA GM Jeff Mosher  | Yes                   | \$260.00              |
| 4/28/2022 | IEUA - Tour of RP-5 Construction Site w/MVWD Board President Rose  | Yes                   | \$260.00              |
|           |  |                       |                       |

**DIRECTOR PAYSHEET**  
**IEUA/CDA/SAWPA/Regional Policy Cte**  
**IERCA/CBWM (alternate)**  
**2 of 3**

|           |  |                   |        |
|-----------|--|-------------------|--------|
| 4/29/2022 | IEUA -Meeting w/Ontario City Manager Scott Ochoa | Yes (10 mtgs max) | \$0.00 |
|-----------|--|-------------------|--------|

**TOTAL REIMBURSEMENT** \$2,600.00

**TOTAL MEETINGS ATTENDED** 18

**TOTAL MEETINGS PAID** 10

Director's Signature



Marco Tule, Director



Approved by:

Shivaji Deshmukh, General Manager

**DIRECTOR PAYSHEET**  
**IEUA/CDA/SAWPA/Regional Policy Cte**  
**IERCA/CBWM (alternate)**  
**3 of 3**

**NOTE:**

**IEUA/IERCA**

*Up to 10 days of service per month per Ordinance No. 107, including MWD meetings at \$260.00 (eff. 07/01/19). IEUA pays both primary and alternate for attendance.*

Regional Policy Committee

Up to 10 days of service per month per Ordinance No. 107, including MWD meetings at \$260.00 (eff. 07/01/19.) IEUA pays Regional Policy Committee members (total amount of \$260.00, should reflect on timesheet).

**CDA**

Up to 10 days of service per month per Ordinance No. 107, (i.e., \$120.00 - difference between CDA (\$150 and Agency meetings \$260.00 (eff. 7/01/19), including MWD meetings. CDA pays directly to IEUA. Record full amount on timesheet. CDA pays both primary and alternate for attendance

**SAWPA**

Up to 10 days of service per month per Ordinance No. 107 (i.e., \$20.00 – difference between SAWPA (\$240.00 (eff. 2/2022) and Agency meetings \$260.00 (eff. 7/01/19), including MWD meetings. SAWPA pays both primary and alternate for attendance, including mileage.

**CBWM**

Up to 10

days of service per month per Ordinance No. 107, including MWD meetings at \$260.00 (eff. 7/01/19). IEUA pays both primary and alternate for attendance. (i.e., \$135.00 - difference between Watermaster \$125.00 and Agency meetings \$260.00 (eff. 7/01/19). Chino Basin Watermaster does not compensate an alternate Director unless the alternate Director is attending on behalf of an absent primary Director. In accordance to Ordinance No. 107, Section 1, (i) Attendance at any meeting provided for under Sections 1.b,c,e, and f, shall also include payment to both the primary representative and the alternate representative to said body if they both attend said meeting. Record full amount on timesheet for attendance by alternates.



## Attachment 2F

Payroll-Net Pay-Employees

| Non-Board Members | PP 9 Checks | PP 9 EFTs    | PP 10 Checks | PP 10 EFTs   | May            |
|-------------------|-------------|--------------|--------------|--------------|----------------|
| NET PAY TO EE     | \$0.00      | \$835,234.77 | \$0.00       | \$809,627.49 | \$1,644,862.26 |

# INLAND EMPIRE UTILITIES AGENCY

Payroll for May 6, 2022

Presented at Board Meeting on July 20, 2022

|                       |        |              |                     |
|-----------------------|--------|--------------|---------------------|
| GROSS PAYROLL COSTS   |        |              | \$1,632,182.45      |
| DEDUCTIONS            |        |              | (\$796,947.68)      |
| NET PAYROLL           |        |              | 835,234.77          |
| NET PAYROLL BREAKDOWN | CHECKS | EFT          | TOTAL               |
| CHECKS USED           |        |              |                     |
| TRANSACTION PROCESSED | 0      | 380          | 380                 |
| AMOUNT                | \$0.00 | \$835,234.77 | <u>\$835,234.77</u> |
|                       |        |              |                     |

# INLAND EMPIRE UTILITIES AGENCY

Payroll for May 20, 2022

Presented at Board Meeting on July 20, 2022

|                       |        |              |                     |
|-----------------------|--------|--------------|---------------------|
| GROSS PAYROLL COSTS   |        |              | \$1,467,882.50      |
| DEDUCTIONS            |        |              | (\$658,255.01)      |
| NET PAYROLL           |        |              | 809,627.49          |
| NET PAYROLL BREAKDOWN | CHECKS | EFT          | TOTAL               |
| CHECKS USED           |        |              |                     |
| TRANSACTION PROCESSED | 0      | 378          | 378                 |
| AMOUNT                | \$0.00 | \$809,627.49 | <u>\$809,627.49</u> |
|                       |        |              |                     |



# Report on General Disbursements

Deborah Berry  
Controller  
July 2022

# Staff's Recommendation

- Approve the total disbursements for the month of May 2022 in the amount of \$23,459,920.32.

The Report on General Disbursements is consistent with ***IEUA's Business Goal under Fiscal Responsibility***, specifically safeguarding the Agency's fiscal health to effectively support short-term and long-term needs, while providing the best value for our customers.

**CONSENT  
ITEM  
1C**



**Date:** July 20, 2022

**To:** The Honorable Board of Directors

**From:** Shivaji Deshmukh, General Manager

**Committee:** Engineering, Operations & Water Resources

07/13/22

Finance & Administration

07/13/22

**Staff Contact:** Christiana Daisy, Deputy General Manager

**Subject:** Collection System Condition Assessment and Optimization Service Contract  
Amendment & Projects' Budget Augmentation

---

### Executive Summary:

In late 2020, CDM Smith was awarded a consulting service contract to conduct the condition assessment on 41 sewer siphons as part of the Collection System Condition Assessment and Optimization project. This initial effort will lead towards CDM Smith's development of a comprehensive sewer system maintenance optimization program which will enhance Inland Empire Utilities Agency's (IEUA) planning and maintenance of the collection assets. To-date, CDM Smith gathered condition data on 39 siphons.

The current contract amount to complete the assessment of the last two siphons will not be adequate due to the significant bypass efforts needed, larger volume for debris removal, and extensive traffic control at each site. Staff is recommending an amendment to CDM Smith's contract for a not-to-exceed amount of \$669,325 to complete the two remaining assessments. This will increase the contract from \$2,967,409 to \$3,636,734 (23% increase). The proposed contract amendment will support the development of a comprehensive sewer system maintenance optimization program.

Staff is also recommending a total project budget augmentation to support the amended services requested in the amount of \$329,000 for EN19024 and \$341,000 for EN19028.

---

### Staff's Recommendation:

1. Approve an amendment to CDM Smith's engineering services contract in the amount of \$669,325, a 23% increase, for a not-to-exceed amount of \$3,626,734;
2. Approve a total project budget augmentation for the Regional System Asset Management Project, No. EN19024, in the amount of \$329,000 in the RO Fund;
3. Approve a total project budget augmentation for the NRW Manhole and Pipeline Project, No. EN19028, in the amount of \$341,000 in the NC Fund; and
4. Authorize the General Manager to execute the contract and budget augmentation, subject to non-substantive changes.

---

**Budget Impact** Budgeted (Y/N): N Amendment (Y/N): Y Amount for Requested Approval: \$ 670,000

Account/Project Name:

EN19024/Regional System Asset Management

EN19028/NRW Manhole and Pipeline

*Fiscal Impact (explain if not budgeted):*

If approved, the total project budget for Project EN19024 will increase from \$3,590,419 to \$3,919,419 (9% increase) in the RO Fund and for Project No. EN19028, the project budget will increase from \$915,000 to \$1,256,000 (37% increase) in the NC Fund.

---

**Prior Board Action:**

On October 20, 2021, IEUA's Board of Directors approved the award of a construction contract to Tharsos, Inc. in the amount of \$168,540 for the Glen Meade Trunk Critical Repair Project, No. EN19024.

On September 16, 2020, IEUA's Board of Directors approved the service contract with CDM Smith for a not-to-exceed amount of \$2,910,909 for the Condition Assessment and Optimization of the Collection System, Project Nos. EN19024 & EN19028.

---

**Environmental Determination:****Statutory Exemption**

CEQA exempts a variety of projects from compliance with the statute. This project qualifies for a Statutory Exemption as defined in Section 15262 of the State CEQA Guidelines. When the project will be implemented, it will be subject to future environmental evaluation.

---

**Business Goal:**

The Collection System Condition Assessment and Optimization Service Contract award is consistent with the IEUA's Business Goal of Wastewater Management, specifically the Asset Management and Water Quality objectives, that IEUA will ensure that systems are well maintained, upgraded to meet evolving requirements, sustainably managed, and accommodate changes in regional water use to protect public health, the environment, and meet anticipated regulatory requirements.

---

**Attachments:**

Attachment 1- PowerPoint

Attachment 2 - Service Contract

# **Attachment 1**

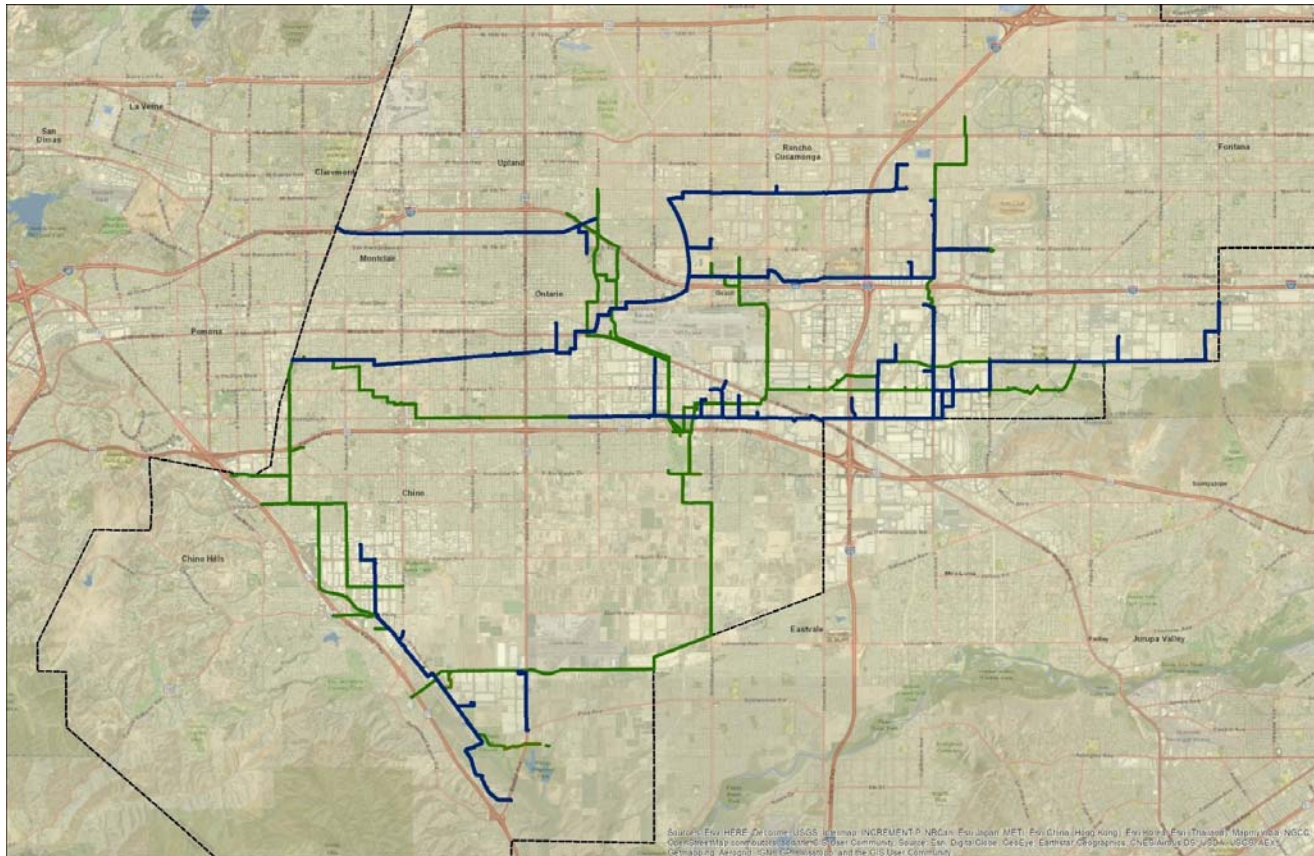


# **Collection System Condition Assessment and Optimization Engineering Service Contract Amendment and Projects' Budget Augmentation Project No. EN19024 and EN19028**

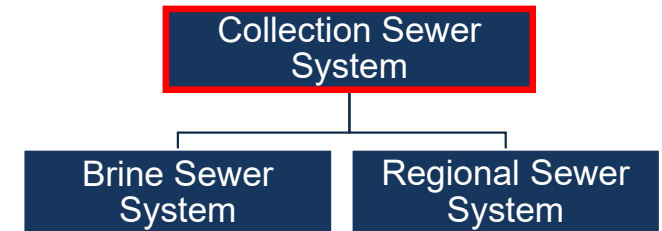
Ryan Ward, E.I.T.  
Associate Engineer  
July 20, 2022



# Project Overview/Location



**Collection Sewer System – 157 miles**  
Brine Sewer System (BSS) —  
Regional Sewer System (RSS) —



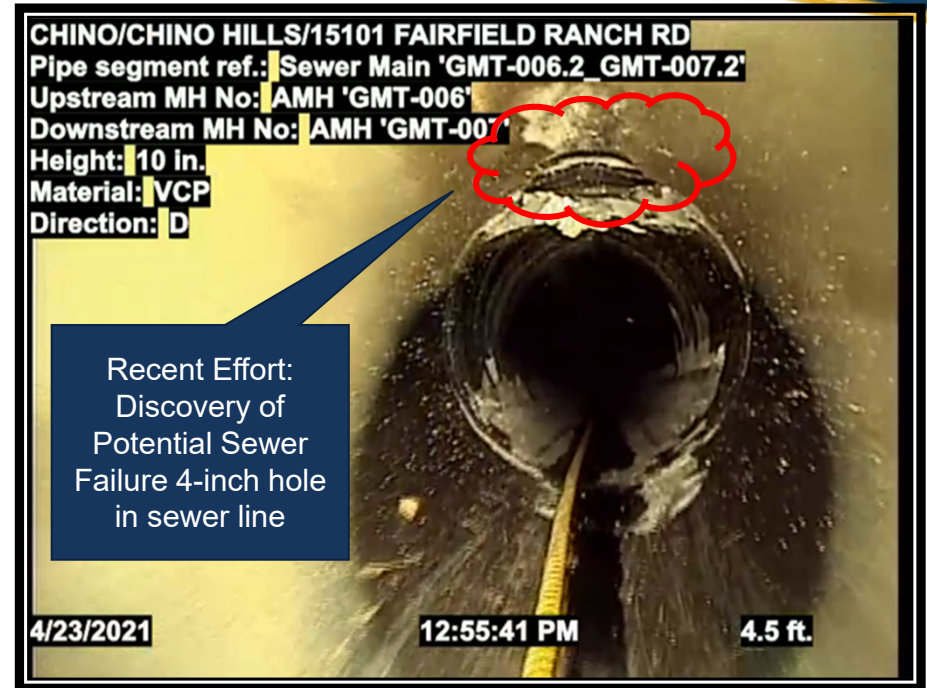
## Collection Sewer System

- Two independent sewer systems
- Regional Sewer System
- Brine Sewer System

| City                          | BSS – Siphons     | RSS – Siphons     |
|-------------------------------|-------------------|-------------------|
| Rancho Cucamonga              | 4                 | -                 |
| Ontario                       | 5                 | 10                |
| Fontana                       | 3                 | 4                 |
| Chino                         | 1                 | 14                |
| Chino Hills                   | -                 | -                 |
| Claremont                     | -                 | -                 |
| <b>Total Assets</b>           | <b>13</b>         | <b>28</b>         |
| <b>Total Length of Assets</b> | <b>4,745 feet</b> | <b>9,601 feet</b> |

# Project Goals/Objectives

- Goals
  - Enhance asset data
  - Develop risk management framework
  - Support asset management best practices
- Objectives
  - Conduct assessment, inspection and cleaning
  - Develop maintenance optimization plan



Coordination  
Development of Condition  
Assessment Implementation  
Plan



Implementation  
Condition Assessments,  
Inspections, and Cleaning



Evaluation  
Available Data and  
Information



Optimization  
Collection System Enhanced  
Management Program

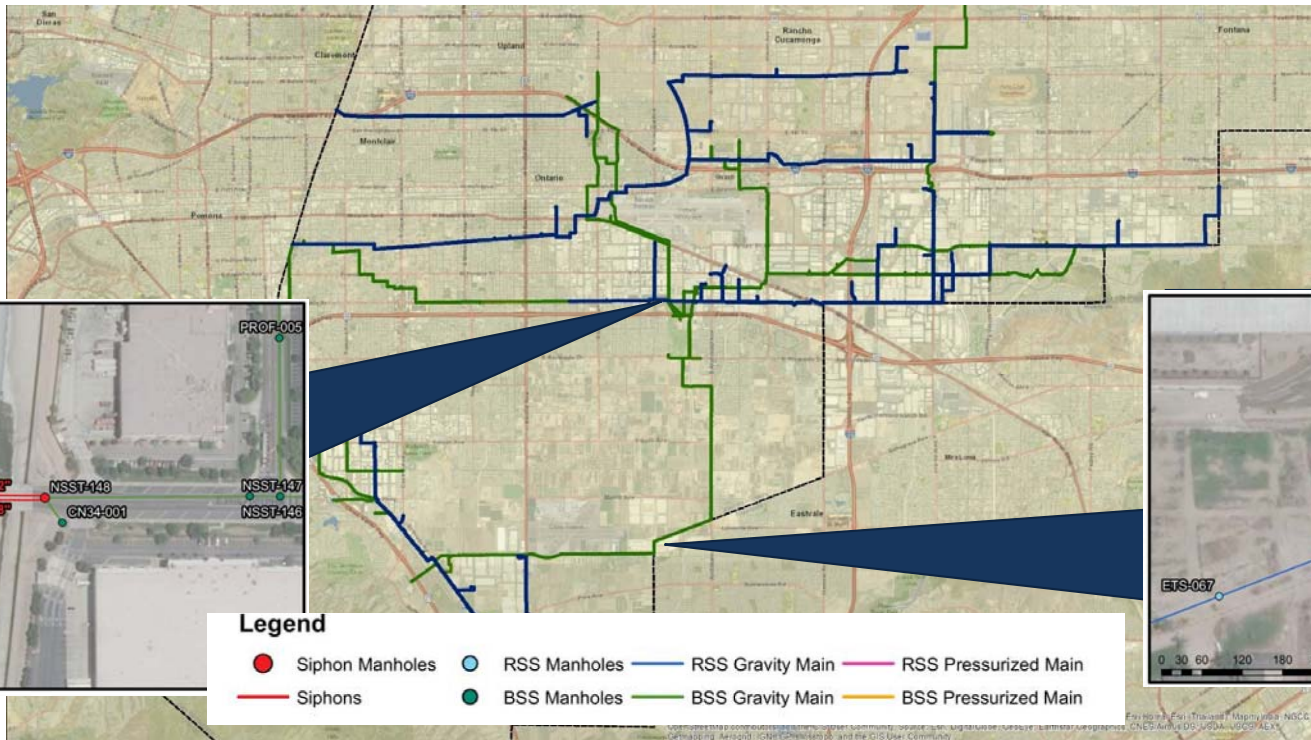
Path to Meeting Goals & Objectives



# Project Status

- Status on Assessment, Inspection, and Cleaning/Optimization Program
  - Substantially Completed 39 Siphons (out of 41)
  - Cost to date: \$1,945,008
  - 2 remaining siphons requires additional funds to assess due to higher cost on traffic control/bypass/cleaning

NSST Siphon  
(RSS):  
Challenges -  
traffic/bypass/



ETS Siphon (BSS):  
Challenges -  
bypass/cleaning/access





# Project Budget and Schedule

| Description   | Cost               | Contract Milestone             | Date      |
|---|--------------------|--------------------------------|-----------|
| <b>Asset Management/Inspection Support (actuals/projected)</b>  | <b>\$1,463,685</b> | Complete Condition Assessment  | Aug. 2022 |
| Asset Management  | \$471,687          | Complete Planning/Optimization | Dec. 2022 |
| Inspection Support  | \$991,998          |                                |           |
| <b>Other Engineering Consulting Support (actuals/projected)</b> | <b>\$75,000</b>    |                                |           |
| Engineering Consultant (GHD Contract)                           | \$75,000           |                                |           |
| <b>CDM Smith's Service Contract (actuals/projected)</b>         | <b>\$3,636,734</b> |                                |           |
| CDM Smith's Service Contract                                    | \$2,967,409        |                                |           |
| Amendment to CDM Smith's Contract (this action)                 | \$669,325          |                                |           |
| <b>Required Total Project Budget:</b>                           | <b>\$5,175,419</b> |                                |           |
| Total EN19024's Budget for RSS Assets                           | \$1,256,000        |                                |           |
| Total EN19028's Budget for BSS Assets                           | \$3,919,419        |                                |           |
| <b>EN19028 Current Total Project Budget (NC Fund):</b>          | <b>\$915,000</b>   |                                |           |
| <b>EN19024 Current Total Project Budget (RO Fund):</b>          | <b>\$3,590,419</b> |                                |           |
| Requested Budget Augmentation to EN19024 (this action)          | + \$341,000        |                                |           |
| Requested Budget Augmentation to EN19028 (this action)          | + \$329,000        |                                |           |
| <b>EN19028 Total Project Budget (revised):</b>                  | <b>\$1,256,000</b> |                                |           |
| <b>EN19024 Total Project Budget (revised):</b>                  | <b>\$3,919,419</b> |                                |           |

## Recommendation

- Approve an amendment to CDM Smith's engineering services contract in the amount of \$669,325, a 23% increase, for a not-to-exceed amount of \$3,636,734;
- Approve a total project budget augmentation for the Regional System Asset Management Project, No. EN19024, in the amount of \$329,000 in the RO Fund;
- Approve a total project budget augmentation for the NRW Manhole and Pipeline Project, No. EN19028, in the amount of \$341,000 in the NC Fund; and
- Authorize the General Manager to execute the amendment to the contract, and budget augmentation subject to non-substantive changes.

This project is consistent with **IEUA's Business Goal of Wastewater Management**, specifically the Asset Management objective that IEUA will ensure the Collection's System is well maintained, upgraded to meet evolving requirements, sustainably managed, and can accommodate changes in regional water use to protect public health, the environment, and meet anticipated regulatory requirements.

# **Attachment 2**



**CONTRACT AMENDMENT NUMBER: 4600002916-004**

**FOR**

**THE CONDITION ASSESSMENT & MAINTENANCE OPTIMIZATION  
OF THE COLLECTION SYSTEM ASSETS**

THIS CONTRACT AMENDMENT FOUR is made and entered into this \_\_\_\_ day of \_\_\_\_\_, 2022, by and between the Inland Empire Utilities Agency, a Municipal Water District, organized and existing in the County of San Bernardino under and by virtue of the laws of the State of California (hereinafter interchangeably referred to as "IEUA" and "Agency") and CDM Smith Inc. with offices located in Rancho Cucamonga, California and Boston, Massachusetts (hereinafter referred to as "Consultant"), for professional design services in support of Projects EN19024.00 and EN19028.00 and shall revise the Contract as herein amended:

**SECTION FOUR, SCOPE OF WORK AND SERVICES, ADDS THE FOLLOWING**

**PARAGRAPH:** Consultant and/or subconsultant/subcontractor services shall be revised in accordance with **Exhibit 6**, which is attached hereto, made a part hereof, and incorporated herein by this reference.

**SECTION SIX, COMPENSATION, SECOND PARAGRAPH, IS REVISED TO READ:** In compensation for the additional Work represented by this Contract Amendment, Agency shall pay Consultant a **NOT-TO-EXCEED maximum total of \$3,636,734.00** for all services provided in accordance with **Exhibit 6**, referenced herein, attached hereto, and made a part hereof. **This represents an increase of \$669,325.00 to the Contract.**

**Balance of Contract Remains Unchanged.**

WITNESSETH, that the parties hereto have mutually covenanted and agreed as per the above Amendment Number Four items, and in doing so have caused this document to become incorporated into the Contract documents.

**INLAND EMPIRE UTILITIES AGENCY:**  
(A Municipal Water District)

**CDM SMITH INC.:**

\_\_\_\_\_  
Shivaji Deshmukh  
General Manager

\_\_\_\_\_  
(Date)

\_\_\_\_\_  
Thomas C. Falk, PE  
Project Manager / Client Service Leader

DocuSigned by:

*Thomas Falk*

6/27/2022

159A248D5F440D...

\_\_\_\_\_  
(Date)

# **Exhibit 6**



1808 Aston Avenue, Suite 240  
Carlsbad, CA 92008

May 4, 2022 (Rev. 1)

Mr. Joel S. Ignacio, P.E.  
Inland Empire Utilities Agency  
6075 Kimball Avenue  
Chino, CA 91708

Subject: **Amendment to Condition Assessment and Maintenance Optimization of the Collection System Assets (EN19024.00) for Siphon Cleaning and Inspection**

Dear Mr. Ignacio:

CDM Smith was retained in September 2020 by the Inland Empire Utilities Agency (IEUA) to clean and conduct inspections of 72 siphon barrels within IEUA's regional sewer system (RSS) and brine sewer system (BSS). To date, a total of 65 barrels have been cleaned and inspected, with two additional barrels (Cucamonga Interceptor Relief Sewer CUIR\_067-068 and CUIR\_065-066) scheduled for repairs and cleaning and inspection in late-May/June. Upon completion of these two barrels, approximately 93% of the originally scoped siphon barrels will have been cleaned and inspected within the established contract budget for field work.

Based on progress to date and modified field work plans described below, the cost to complete the remaining four sites consisting of five not-yet-inspected siphon barrels will exceed the remaining project budget due to site conditions that differ significantly from what assumed during scoping and initial field work planning. Generally, at the four remaining sites, the following conditions necessitate a greater level of planning, engineering, onsite coordination, and work to complete the cleaning and CCTV inspections:

- **Higher than Anticipated Flows.** During field reconnaissance and in preparation of the Condition Assessment Implementation Plan (CAIP), it was determined that flow monitoring was necessary to verify sewer flow rates and patterns at certain sites in order to properly design bypass pumping systems. Flow monitoring, authorized through a scope amendment and funded through the contract contingency was conducted in September 2021. This flow monitoring confirmed higher than anticipated flow rates for thirteen siphons. The higher flow rates required CDM Smith's team to re-design and rent larger, more expensive bypass pumping systems to safely divert flow while the siphons are cleaned and inspected.
- **Sonar Pre-Inspection.** The base scope assumes CCTV inspection for all siphons in accordance with NASSCO-PACP protocols, allowing for sonar inspections where CCTV inspections is infeasible. During the field work planning, sonar pre-inspections were employed on several siphons to gauge debris volumes, providing important data that allowed us to refine field work plans and work durations prior to mobilization.
- **Higher than Anticipated Debris.** Siphon dewatering and cleaning, a critical initial step in preparing the barrels for a CCTV inspection, can vary significantly from site to site, depending on



Mr. Joel Ignacio, IEUA  
 May 4, 2022 (Rev. 1)  
 Page 2

the volume and characteristics of the accumulated debris encountered – conditions that cannot be accurately predicted until the cleaning commences (in some cases pre-sonar inspections were conducted to assess volumes prior to mobilization). Several siphons contained substantially more debris than was initially assumed. As an example, the most severe debris accumulation was encountered on the Eastern Trunk Sewer (ETS\_022-023; Project Subtask 2.2.26), which required 17 back-to-back shifts in January 2022 to clean and inspect. This operation ultimately produced 36 cubic yards (CY) of material (25% more than anticipated), and the characteristics and siphon geometry (length and depth) resulted in cleaning and bypassing effort that doubled the original estimate. Consistent with predefined field work strategy and following protocols established in the CAIP, IEUA authorized the CDM Smith Team to proceed with additional labor, bypass and traffic control costs to complete the work on Subtask 2.2.26 including successful CCTV inspection. This debris accumulation example is of particular interest with respect to Eastern Trunk Sewer (ETS\_065-066, Project Subtask 2.2.25) that still needs to be completed, as described below.

- **Stuck Stop Plates Prohibiting Multi-Barrel Sequencing.** As a basis for scoping, it was assumed that dual-barrel sites would allow for sequencing of work by manipulating stop plates to divert flow and avoiding bypass pumping. During field reconnaissance and development of the CAIP, a number of stop plates were found to be frozen in their frames, due to either damaged plates or deteriorated guide rails. The inability to rely on these stop plates to sequence the work necessitates revisions to field work planning to include aboveground, pumped bypass systems or installation of flow-through plugs to isolate barrels. The cost for unanticipated pumps and plugs exceeds the original budget for these siphons. In the case of two siphon sites on the Cucamonga Interceptor Relief (CIR\_067-068, Subtask 2.2.19 and CIR\_065-066, Subtask 2.2.20), project budget will be repurposed to a special field operation to remove, rehabilitate and re-install stop plates in order to facilitate cleaning and inspection under this contract and to restore functionality for IEUA's collections maintenance department.

#### **Summary of Additional Effort to Complete Field Work**

CDM Smith is requesting additional budget to complete field work as proposed below. We have organized the proposed additional work to prioritize siphon sites 2.1.10 (NSST, two barrels) and 2.2.25 (EST, single barrel) for which no inspection work has been completed so far under this contract. Sites 2.2.17 (GAO) and 2.2.22 (FIR), are double barrel siphons on which condition assessment (cleaned and fully inspected with CCTV) has been completed on one barrel of each siphon. Completing the parallel barrel at these two remaining sites could be accomplished under this contract with additional funding or deferred to a future project at IEUA's option. As summarized in the table below, additional funding is requested to complete cleaning and inspection work. Descriptions for each line item follow the table, and a cost breakdown for each siphon location is included in attachments.



Mr. Joel Ignacio, IEUA  
May 4, 2022 (Rev. 1)  
Page 3

| Description   | Basis for Additional Effort  | Est. Cost           |
|---|--|---------------------|
| <b>Base Amendment Scope</b>                                     |  |                     |
| <b>North System South Trunk (NSST_149-150, Subtask 2.1.10)</b>  | Bypass pumping and atypical traffic control to accommodate heavy truck traffic along Philadelphia Street     | \$ 330,666          |
| <b>Easter Trunk Sewer (ETS_065-066, Subtask 2.2.25)</b>         | Higher than anticipated debris condition resulting in extended work duration, traffic control, and bypassing | \$ 318,659          |
| <b>Engineering / Management</b>                                 | Additional investigation, engineering, and coordination associated with base amendment field work.           | \$ 20,000           |
| <i>Base Amendment Subtotal</i>                                  |  | <i>\$ 669,325</i>   |
| <b>Supplemental Amendment Scope</b>                             |  |                     |
| <b>Grove Avenue Outfall (GAO_065-066, Subtask 2.2.17)</b>       | Inability to divert flow to parallel barrel necessitating aboveground pumped bypass system                   | \$ 122,199          |
| <b>Fontana Interceptor Relief (FIR_064-065, Subtask 2.2.22)</b> | Inability to divert flow to parallel barrel necessitating aboveground pumped bypass system                   | \$ 236,501          |
| <b>Engineering/ Management</b>                                  | Additional investigation, engineering, and coordination associated with field work                           | \$ 12,500           |
| <i>Supplemental Amendment Subtotal</i>                          |  | <i>\$ 371,200</i>   |
| <b>Base and Supplemental Amendment Total</b>                    |  | <b>\$ 1,040,525</b> |

- North System South Trunk (NSST\_149-150, Subtask 2.1.10) – Base Amendment Scope.**  
 Siphon Subtask 2.1.10 is a dual-barrel (197 LF each, 12-in and 18-in diameter, CIP) siphon system. The original scope/budget for this site assumed that the parallel barrels could be isolated to sequence cleaning and construction without a bypass. Due to higher-than-expected flowrates that cannot be reduced, an aboveground bypass is necessary to allow safe access to the upstream and downstream manholes and to complete the cleaning and inspection of both barrels. This site is particularly complicated for bypass pumping, requiring the use of “ramp-overs” for multiple crossings of the heavily truck-trafficked Philadelphia Street and a buried portion of bypass pipe to accommodate access to the Ontario Soccer Park. In consultation with the City of Ontario, the use of “ramp-overs” on this busy street will necessitate more substantial traffic control including continuous flaggers to regulate the speed and truck access to industrial driveways within the work area. The additional costs for planning, bypass pumping, and traffic control as required by work permits are included in the above estimate to complete. Based on siphon configuration and debris volumes encountered on similar brine sewer system siphons, six days of cleaning and inspection are projected for this site. The base proposal scope assumes that Philadelphia Street will need to remain open and that cleaning/inspection shifts will be staged at night outside of typical truck traffic, resulting in six working days, stretching across two calendar weeks (bypass would remain in place through weekend, although not operated) in order to complete the work. Ongoing discussions with City of Ontario may allow for a partial or full street closure that would allow for simplified bypass pumping and double-shifting of cleaning/inspection work which

would significantly reduce the costs associated with bypass pumping and traffic control at this site.

- **Eastern Trunk (ETS\_065-066, Subtask 2.2.25) – Base Amendment Scope.** Siphon Subtask 2.2.25 is a long, single-barrel (433-LF, 42-in diameter, PVC Lined RCP) siphon. This siphon is located downstream of Eastern Trunk (ETS\_022-023, Subtask 2.2.26), which as noted above exhibited significantly higher debris volume accumulation when cleaned in January 2022 than the other siphons cleaned under this contract. Based on the CDM Smith Team's recent experience at the similar upstream siphon on the same trunk sewer system, we have revised our work plan and estimate to complete to allow for extended work duration and associated field logistics. The additional costs associated with higher than anticipated debris removal, extended work duration, bypass pump rental setup and operation, and traffic control as required by work permits are included in the above estimate to complete. Based on our recent experience at upstream site ETS\_022-023, we anticipate up to sixteen shifts of cleaning and inspection for this site. The City of Ontario has confirmed that a full street closure can be accommodated for this site, simplifying the bypass pumping and traffic control. We have assumed double-shifting of the cleaning and inspection work, spanning continuous calendar days over an approximate 10-day period.
- **Grove Avenue Outfall (GAO\_065-066, Subtask 2.2.17) – Supplemental Amendment Scope.** Siphon Subtask 2.2.17 is a dual-barrel (133 LF each, 33-in and 36-in diameter, VCP) siphon system. Barrel 1 (33-in), isolated behind existing stop plates was dewatered, cleaned, and inspected under the original contract on November 22, 2021. The original scope/budget for this site assumed flow in this parallel siphon system would be controlled through the use of flow-through plugs, allowing passive siphon diversion without the need for bypass pumping. However, as a result of a flow study early in the project and review of system hydraulics, it was determined that flow-through plugs would present an unsafe surcharge condition and an aboveground pumped system would be necessary to divert flow while the siphons were cleaned and inspected. The additional costs to rent and set up an aboveground pumped system and traffic control as required by work permits are included in the above estimate to complete. Based on siphon configuration and debris volumes encountered on similar regional sewer system siphons, three days of cleaning and inspection are projected for this site.
- **Fontana Interceptor Relief (FIR\_064-065, Subtask 2.2.22) – Supplemental Amendment Scope.** Siphon Subtask 2.2.22 is a dual-barrel (196 LF each, 27-in and 48-in diameter, RCP) siphon system. Barrel 1 (66-in) isolated behind existing stop plates was dewatered, cleaned, and inspected under the original contract on September 1, 2021. The original scope/budget assumed that flow in this parallel siphon system would be controlled using flow-through plugs or stop plates installed in the upstream and downstream siphon structures, allowing passive siphon diversion without the need for bypass pumping. During field investigation, it was discovered that the stop plates were frozen, making the use of flow-through plugs infeasible. Field reconnaissance determined that fixing the stop plates to restore functionality would be capital-intensive and is not included in the current work plan or estimate to complete. Since the immovable stop plates obstruct the use of flow-through plugs, an aboveground pumped system was determined to be necessary to divert flow while the siphons are cleaned and inspected. The


Mr. Joel Ignacio, IEUA  
May 4, 2022 (Rev. 1)  
Page 5

additional costs to rent and set up an aboveground pumped system and traffic control as required by permit is included in the above estimate to complete. Based on siphon configuration and debris volumes encountered on similar regional sewer system siphons, four days of cleaning and inspection are projected for this site.

- **Engineering/Management.** As described above, the field work associated with identifying and resolving field work logistics, as well as coordinating the implementation of solutions, has resulted in additional engineering and management costs above the current scope and budget. This time has been split between the base and supplemental scopes itemized above to provide flexibility to IEUA in authorizing additional field work.

Should you have any questions regarding CDM Smith's submittal, please contact Tom Falk at (760) 415-4338 or via email at [falktc@cdmsmith.com](mailto:falktc@cdmsmith.com).

Sincerely,



Thomas C. Falk, P.E.

Client Service Leader / Project Manager  
CDM Smith Inc.

*Cc: Ryan Ward (IEUA); Jon Ganz, Michael Higuchi, Doug Youngblood (CDM Smith)*

*Attachments: Additional Field Work Estimates*



Mr. Joel Ignacio, IEUA  
May 4, 2022 (Rev. 1)  
Page 6

**Condition Assessment and Maintenance Optimization**  
**Estimate to Complete - Siphon 2.1.10 (North System South Trunk)**  
**May 2022**

| No. | Item                                     | Qty. | Unit   | Unit Cost | Total Cost       |
|-----|--|------|--------|-----------|------------------|
| 1   | <b>Bypass Pumping</b>                    |      |        |           |                  |
| 2   | Mobilization / Demobilization            | 1    | ls     | \$9,850   | \$9,850          |
| 3   | Setup                                    | 1    | ls     | \$47,462  | \$47,462         |
| 4   | Disassembly                              | 1    | ls     | \$37,367  | \$37,367         |
| 5   | Pump Rental                              | 2    | wk     | \$23,719  | \$47,438         |
| 6   | Pump Watch and Fuel                      | 9    | d      | \$5,209   | \$46,881         |
| 7   |  |      |        |           |                  |
| 8   | <i>Bypass Pumping Subtotal</i>           |      |        |           | \$188,999        |
| 9   |  |      |        |           |                  |
| 10  | <b>Traffic Control</b>                   |      |        |           |                  |
| 11  | Traffic Controls                         | 9    | d      | \$5,775   | \$51,975         |
| 11  | Misc. Allowance for Controls             | 1    | ls     | \$10,000  | \$10,000         |
| 12  |  |      |        |           |                  |
| 13  | <i>Traffic Control Subtotal</i>          |      |        |           | \$61,975         |
| 14  |  |      |        |           |                  |
| 15  | <b>Structural Modifications</b>          |      |        |           |                  |
| 16  | No structural modifications required     | 0    | ls     | \$0       | \$0              |
| 17  |  |      |        |           |                  |
| 18  | <i>Structural Modifications Subtotal</i> |      |        |           | \$0              |
| 19  |  |      |        |           |                  |
| 20  | <b>Cleaning and Inspection</b>           |      |        |           |                  |
| 21  | Cleaning and Inspection                  | 6    | shifts | \$8,272   | \$49,632         |
| 22  |  |      |        |           |                  |
| 23  | <i>Cleaning and Inspection</i>           |      |        |           | \$49,632         |
| 24  |  |      |        |           |                  |
| 25  | Subtotal                                 |      |        |           | \$300,606        |
| 26  | Contingency                              | 10%  |        |           | \$30,061         |
| 27  |  |      |        |           |                  |
| 28  |  |      |        |           |                  |
| 29  | <b>TOTAL</b>                             |      |        |           | <b>\$330,666</b> |

**Assumptions**

- Cleaning and inspection will occur over 6 days with single shifts each day.
- A) day.
- B) Pump rental / traffic controls - Assume 6 work days + 2 weekend days + 1 setup day
- C) Setup costs assume \$30K for burying bypass pipe at entrance to Ontario SoccerPark.
- D) Traffic control assumes no road closure.



Mr. Joel Ignacio, IEUA  
May 4, 2022 (Rev. 1)  
Page 7

**Inland Empire Utilities Agency**  
**Condition Assessment and Maintenance Optimization**  
**Estimate to Complete - Siphon 2.2.25 (Eastern Trunk)**  
**May 2022**

| No. | Item                                     | Qty. | Unit   | Unit Cost | Total Cost       |
|-----|--|------|--------|-----------|------------------|
| 1   | <b>Bypass Pumping</b>                    |      |        |           |                  |
| 2   | Mobilization / Demobilization            | 1    | ls     | \$3,494   | \$3,494          |
| 3   | Setup                                    | 1    | ls     | \$10,403  | \$10,403         |
| 4   | Disassembly                              | 1    | ls     | \$6,352   | \$6,352          |
| 5   | Pump Rental                              | 2    | wk     | \$22,571  | \$45,142         |
| 6   | Pump Watch and Fuel                      | 12   | d      | \$7,085   | \$85,017         |
| 7   |  |      |        |           |                  |
| 8   | <i>Bypass Pumping Subtotal</i>           |      |        |           | \$150,408        |
| 9   |  |      |        |           |                  |
| 10  | <b>Traffic Control</b>                   |      |        |           |                  |
| 11  | Traffic Controls                         | 12   | d      | \$578     | \$6,930          |
| 12  |  |      |        |           |                  |
| 13  | <i>Traffic Control Subtotal</i>          |      |        |           | \$6,930          |
| 14  |  |      |        |           |                  |
| 15  | <b>Structural Modifications</b>          |      |        |           |                  |
| 16  | No structural modifications required     | 0    | ls     | \$0       | \$0              |
| 17  |  |      |        |           |                  |
| 18  | <i>Structural Modifications Subtotal</i> |      |        |           | \$0              |
| 19  |  |      |        |           |                  |
| 20  | <b>Cleaning and Inspection</b>           |      |        |           |                  |
| 21  | Cleaning and Inspection (2x shifts/day)  | 16   | shifts | \$8,272   | \$132,352        |
| 22  |  |      |        |           |                  |
| 23  | <i>Cleaning and Inspection</i>           |      |        |           | \$132,352        |
| 24  |  |      |        |           |                  |
| 25  | Subtotal                                 |      |        |           | \$289,690        |
| 26  | Contingency                              | 10%  |        |           | \$28,969         |
| 27  |  |      |        |           |                  |
| 28  |  |      |        |           |                  |
| 29  | <b>TOTAL</b>                             |      |        |           | <b>\$318,659</b> |

**Assumptions**

- Cleaning and inspection will occur over 8 days with double shifts each day.
- A) day.
- B) Pump rental / traffic controls - Assume 8 work days + 2 weekends + 2 setup day
- Local connections are investigated and it is assumed surcharge 12.5 ft from invert is OK.
- C) Traffic control assumes road closure.



Mr. Joel Ignacio, IEUA  
May 4, 2022 (Rev. 1)  
Page 8

**Inland Empire Utilities Agency**  
**Condition Assessment and Maintenance Optimization**  
**Estimate to Complete - Siphon 2.2.17 (Grove Avenue Outfall)**  
**May 2022**

| No. | Item                                     | Qty. | Unit | Unit Cost | Total Cost       |
|-----|--|------|------|-----------|------------------|
| 1   | <b>Bypass Pumping</b>                    |      |      |           |                  |
| 2   | Mobilization / Demobilization            | 1    | ls   | \$9,460   | \$9,460          |
| 3   | Setup                                    | 1    | ls   | \$16,556  | \$16,556         |
| 4   | Disassembly                              | 1    | ls   | \$12,055  | \$12,055         |
| 5   | Pump Rental                              | 1    | wk   | \$12,074  | \$12,074         |
| 6   | Pump Watch and Fuel                      | 3    | d    | \$7,423   | \$22,269         |
| 7   |  |      |      |           |                  |
| 8   | <i>Bypass Pumping Subtotal</i>           |      |      |           | \$72,414         |
| 9   |  |      |      |           |                  |
| 10  | <b>Traffic Control</b>                   |      |      |           |                  |
| 11  | Traffic Controls                         | 3    | d    | \$4,620   | \$13,860         |
| 12  |  |      |      |           |                  |
| 13  | <i>Traffic Control Subtotal</i>          |      |      |           | \$13,860         |
| 14  |  |      |      |           |                  |
| 15  | <b>Structural Modifications</b>          |      |      |           |                  |
| 16  | No structural modifications required     | 1    | ls   | \$0       | \$0              |
| 17  |  |      |      |           |                  |
| 18  | <i>Structural Modifications Subtotal</i> |      |      |           | \$0              |
| 19  |  |      |      |           |                  |
| 20  | <b>Cleaning and Inspection</b>           |      |      |           |                  |
| 21  | Cleaning and Inspection                  | 3    | d    | \$8,272   | \$24,816         |
| 22  |  |      |      |           |                  |
| 23  | <i>Cleaning and Inspection</i>           |      |      |           | \$24,816         |
| 24  |  |      |      |           |                  |
| 25  | Subtotal                                 |      |      |           | \$111,090        |
| 26  | Contingency                              | 10%  |      |           | \$11,109         |
| 27  |  |      |      |           |                  |
| 28  |  |      |      |           |                  |
| 29  | <b>TOTAL</b>                             |      |      |           | <b>\$122,199</b> |

**Assumptions**

- A) Cleaning and inspection will occur over 3 days.  
Bypass will be aligned through the adjacent  
culvert.
- B)



Mr. Joel Ignacio, IEUA  
May 4, 2022 (Rev. 1)  
Page 9

**Inland Empire Utilities Agency**  
**Condition Assessment and Maintenance Optimization**  
**Estimate to Complete - Siphon 2.2.22 (Fontana Interceptor Relief)**  
**May 2022**

| No. | Item                                     | Qty. | Unit | Unit Cost | Total Cost       |
|-----|--|------|------|-----------|------------------|
| 1   | <b>Bypass Pumping</b>                    |      |      |           |                  |
| 2   | Mobilization / Demobilization            | 1    | ls   | \$27,662  | \$27,662         |
| 3   | Setup                                    | 1    | ls   | \$34,229  | \$34,229         |
| 4   | Disassembly                              | 1    | ls   | \$19,458  | \$19,458         |
| 5   | Pump Rental                              | 1    | wk   | \$16,664  | \$16,664         |
| 6   | Pump Watch and Fuel                      | 4    | d    | \$8,437   | \$33,749         |
| 7   |  |      |      |           |                  |
| 8   | <i>Bypass Pumping Subtotal</i>           |      |      |           | \$131,763        |
| 9   |  |      |      |           |                  |
| 10  | <b>Traffic Control</b>                   |      |      |           |                  |
| 11  | Traffic Controls                         | 4    | d    | \$1,500   | \$6,000          |
| 12  |  |      |      |           |                  |
| 13  | <i>Traffic Control Subtotal</i>          |      |      |           | \$6,000          |
| 14  |  |      |      |           |                  |
| 15  | <b>Structural Modifications</b>          |      |      |           |                  |
| 16  | Remove Cone for Suction Manhole          | 1    | ls   | \$44,150  | \$44,150         |
| 17  |  |      |      |           |                  |
| 18  | <i>Structural Modifications Subtotal</i> |      |      |           | \$44,150         |
| 19  |  |      |      |           |                  |
| 20  | <b>Cleaning and Inspection</b>           |      |      |           |                  |
| 21  | Cleaning and Inspection                  | 4    | d    | \$8,272   | \$33,088         |
| 22  |  |      |      |           |                  |
| 23  | <i>Cleaning and Inspection</i>           |      |      |           | \$33,088         |
| 24  |  |      |      |           |                  |
| 25  | Subtotal                                 |      |      |           | \$215,001        |
| 26  | Contingency                              | 10%  |      |           | \$21,500         |
| 27  |  |      |      |           |                  |
| 28  |  |      |      |           |                  |
| 29  | <b>TOTAL</b>                             |      |      |           | <b>\$236,501</b> |

**Assumptions**

- A) Cleaning and inspection will occur over 4 days.
- B) Minimal traffic controls are required due to alignment.  
Surcharge in the interceptor will not impact buildings upstream.
- C)



ACTION  
ITEM  
2A



**Date:** July 20, 2022

**To:** The Honorable Board of Directors

**From:** Shivaji Deshmukh, General Manager

**Committee:** Finance & Administration

07/13/22

**Staff Contact:** Kristine Day, Assistant General Manager

**Subject:** Contract Extension for Financial Advisory Services with Public Financial Management Financial Advisors

---

### Executive Summary:

PFM Financial Advisors (PFM) has been the Agency's independent financial advisor since 2007. The current contract was signed in 2015, after a competitive Request for Proposal, where PFM was the only proposal presented to the Agency. The current contract expired on June 30, 2022.

PFM has the right level of expertise and knowledge of financial markets, federal and state funding opportunities, as well as deep understanding of the Agency financial position, projections, and future needs to support the adopted Ten-Year Capital Improvement Plan.

PFM has demonstrated their proficiency in performing analysis of the Agency's debt capacity, appraisal of outstanding debt to effectively leverage refinancing or refunding opportunities, assistance with credit agency reviews, fiscal impact assessment of proposed legislation, supporting debt contract negotiations with State Water Resources Control Board for State Revolving Fund (SRF) loans, and with Environmental Protection Agency (EPA) for Water Infrastructure Finance and Innovation Act (WIFIA) loans. PFM was also a key advisor during the closing of the last two WIFIA loans secured by the Agency in 2020 and 2022.

---

### Staff's Recommendation:

1. Ratify the extension of the contract for Financial Advisory Services with PFM for three years for a not-to-exceed amount of \$75,000, effective July 1, 2022.
2. Authorize the General Manager to execute the contract extension.

---

**Budget Impact** Budgeted (Y/N): Y Amendment (Y/N): Y Amount for Requested Approval:

Account/Project Name:

*Fiscal Impact (explain if not budgeted):*

The costs associated with this contract service are budgeted under professional fees and services for each fiscal year.

**Prior Board Action:**

On July 15, 2015, the Board approved a contract with PFM for Financial Advisory Services for a term of five years, through June 30, 2020, with two additional one-year options to extend.

---

**Environmental Determination:**

Not Applicable

---

**Business Goal:**

The financial advisory services are consistent with the IEUA Business Goal of Fiscal Responsibility.

---

**Attachments:**

Attachment 1 - Background  
Attachment 2 - PowerPoint

# Background

---

Subject: Contract Extension for Financial Advisory Services with Public Financial Management Financial Advisors

---

## BACKGROUND AND JUSTIFICATION

PFM Financial Advisors LLC (PFM) has been the Agency independent financial advisor since 2007. The current contract was signed in 2015, after a competitive Request for Proposal, where PFM was the only proposal presented to the Agency. The current contract expired on June 30, 2022.

PFM has served in the role of financial advisor providing advice and expertise on financial and fiscal matters in conjunction with the Agency bond counsel, legal counsel, and staff. The financial advice included, but was not limited to: periodic analysis of the Agency's debt capacity, appraisal of outstanding debt to effectively leverage refinancing or refunding opportunities, assistance with credit agency reviews, fiscal impact assessment of proposed legislation, supporting debt contract negotiations with State Water Resources Control Board for State Revolving Fund (SRF) loans, and with Environmental Protection Agency (EPA) for Water Infrastructure Finance and Innovation Act (WIFIA) loans. PFM has also supported the Agency presentations to credit rating Agencies and financial analysis and review of Agency's financial model required by EPA.

PFM provided assistance to the Agency in numerous financial transactions and compliance matters over the years, and the list below includes the most significant and recent ones:

- Annual renewal of the of letter of credit on variable debt for the 2008B Variable Rate Demand Bonds.
- Issuance of 2017A Refunding Revenue Bonds, refunding the 2008A Revenue Bonds.
- Issuance of 2020A Refunding Revenue Bonds, refunding the 2010A Bonds, the 2008B Variable Rate Demand Bonds, and certain State Revolving Fund loans.
- Issuance of 2020B Revenue Notes in anticipation of the 2020 WIFIA loan.
- 2020 WIFIA loan.
- 2022 WIFIA loan.

The PFM team is led by Darren Hodges, PFM Director, and includes a team of Financial Analysts providing financial advisory services. Darren has over 18 years of experience as an investment banking and financial advisor. Darren has deep knowledge of the financial markets and is familiar with federal and grant programs that provide low-cost financing. PFM has acquired a deep understanding of the Agency activities, financial position, long-term financial projections, as well as wide knowledge of the adopted Ten-Year Capital Improvement Plan and the projected financing needs the Agency will be facing in the upcoming years. PFM is a critical partner for the successful implementation of those projects, securing the must needed financing at the lowest possible cost.

PFM has customers in the public utility, state, and local governments, across the nation, that provide them with a unique perspective on financial market conditions which puts them in a

position to support the Agency's long-term financial goals. Darren serves as Financial Advisor to similar agencies like Eastern Water Municipal Water District and Coachella Water District.

PFM hourly rates represent a valuable proposition for the Agency. Their expertise, connections at federal and state level, and understanding of their programs puts them in an advantageous position to support the Agency financing needs for the implementation of the adopted TYCIP. The principal source of compensation for PFM, as a financial advisor, is funded with the proceeds of related debt issuance by the Agency.

The table below reflects the rates included in the 2015 contract and the rates to be included in the proposed contract extension. Annual average rate increases are between 1 percent and 3 percent.

|  | <b>2015 rates</b> | <b>Proposed Extension</b> |
|--|-------------------|---------------------------|
| <b>Per Transaction</b>   | \$65,000          | \$75,000                  |
| <b>Hourly Fee (Special Projects)</b>   |                   |                           |
| Managing Director  | \$330/hr          | \$350/hr                  |
| Director   | \$295/hr          | \$325/hr                  |
| Senior Managing Consultant   | \$280/hr          | \$300/hr                  |
| Senior Analyst   | \$225/hr          | \$275/hr                  |
| Analyst  | \$190/hr          | \$235/hr                  |
| Expenses – In addition to the professional fees identified above, all Agency-related business expenses shall be paid at cost with documented receipts. |                   |                           |

Based on the excellent support that PFM has provided to the Agency over the years, their expertise in financial markets, familiarity with federal loans and grants, their knowledge of the Agency and the water and wastewater industry, staff recommends a three-year contract extension for a not to exceed amount of \$75,000. The proposed extension will be presented to the Board for ratification.



## Darren Hodge

Director

PFM Financial Advisors LLC

Darren joined PFM in 2015 and serves as financial advisor to municipal entities in the Western U.S. focusing on public utility, state and local governments and transportation finance. Darren's experience includes assisting his clients in the development and execution of long-term financial plans as well as assisting his clients in accessing both the private and public capital markets involving fixed and floating rate securities, interim financing products, and derivatives, among others.

Over his career he has worked with a variety of sectors including mass transit, public power, state and local governments, public power and water and wastewater, including others. Darren is also familiar with federal loan and grant programs having assisted his clients in securing low-cost financing through programs such as TIFIA and WIFIA. Darren has also assisted his clients in developing cost-effective interim financing solutions from commercial paper and lines of credit, to bank bridge financings and TIFIA Bond Anticipation Notes.

Before joining PFM, Darren spent over a decade as an investment banker, completing over \$30 billion of transactions including public utility revenue bonds, sales tax revenue bonds, general obligation bonds, certificates of participations, tax and revenue anticipation notes, variable rate bonds.



### Contact

1820 East Ray Road  
Chandler, AZ 85225

[hodged@pfm.com](mailto:hodged@pfm.com)  
855.885.9621 x2 office

### Specialties

Financial Advisory

Public Power, Transportation, State &  
Local Governments

### Education

B.S. in Computer Science  
University of California, Santa Barbara

M.A. in Economics  
University of California, Santa Barbara

### Professional Designations or Licenses

Municipal Advisor Representative (Series  
50)

Started with PFM: 2015

Started in the Field: 2004





# Contract Extension for Financial Advisory Services


Javier Chagoyen-Lazaro  
Director of Finance  
July 2022

# Recommendation

- Ratify the extension of the contract for Financial Advisory Services with PFM for three years for a not-to-exceed amount of \$75,000, effective July 1, 2022.
- Authorize the General Manager to execute the contract extension.



# Questions



The financial advisory services are consistent with the IEUA Business Goal of Fiscal Responsibility.

INFORMATION  
ITEM  
3A

**Date:** July 20, 2022

**To:** The Honorable Board of Directors

**From:** Shivaji Deshmukh, General Manager

**Committee:** Finance & Administration

07/13/22

**Staff Contact:** Kristine Day, Assistant General Manager

**Subject:** Treasurer's Report of Financial Affairs

---

**Executive Summary:**

The Treasurer's Report of Financial Affairs for the month ended May 31, 2022 is submitted in a format consistent with the State requirements.

For the month of May 2022, total cash, investments, and restricted deposits of \$518,987,648 reflects an increase of \$2,763,480 compared to the total of \$516,224,168 reported for April 2022. The increase was primarily due to property tax receipts and grant proceeds. The average days cash on hand increased from 217 days to 234 days for the month of May 2022.

The unrestricted Agency investment portfolio yield in May 2022 was 0.945 percent, a slight increase of 0.103 percent compared to the April 2022 yield of 0.842 percent. The change in yield is mainly attributed to market conditions and an increased earnings yield in the Local Agency Investment Fund and the California Asset Management Program (CAMP) accounts.

---

**Staff's Recommendation:**

The Treasurer's Report of Financial Affairs for the month ended May 31, 2022 is an information item for the Board of Director's review

---

**Budget Impact** Budgeted (Y/N): N Amendment (Y/N): N Amount for Requested Approval:

Account/Project Name:

*Fiscal Impact (explain if not budgeted):*

Interest earned on the Agency's investment portfolio increases the Agency's overall reserves.

**Prior Board Action:**

On June 15, 2022 the Board of Directors received the Treasurer's Report of Financial Affairs for the month ended April 30, 2022.

---

**Environmental Determination:**

Not Applicable

---

**Business Goal:**

The Treasurer's Report of Financial Affairs is consistent with the Agency's Business Goal of Fiscal Responsibility in providing financial reporting that accounts for cash and investment activities to fund operating requirements and to optimize investment earnings.

---

**Attachments:**

Attachment 1 - Background

Attachment 2 - PowerPoint

Attachment 3 - Treasurer's Report of Financial Affairs

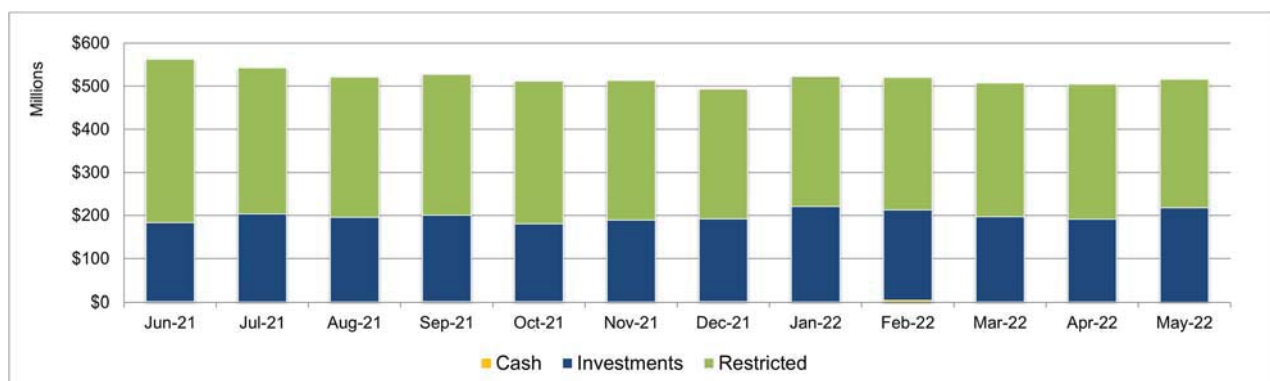
## Background

Subject: Treasurer's Report of Financial Affairs

The Treasurer's Report of Financial Affairs for the month ended May 31, 2022, is submitted in a format consistent with State requirements. The monthly report denotes investment transactions that have been executed in accordance with the Agency's Investment Policy (Resolution No. 2021-4-2).

Agency total cash, investments, and restricted deposits for the month of May 2022 was \$519.0 million, an increase of \$2.8 million compared to the \$516.2 million reported for the month ended April 2022 as shown in Figure 1. The increase can be attributed to a combination of property tax receipts and grant proceeds.

**Figure 1: Cash, Investments, and Restricted Deposits**



PFM continues to focus on investment discipline and maintaining a neutral duration strategy to ensure current investments align with the Agency's Investment Policy's goals of preservation of capital in the overall portfolio, provide sufficient liquidity to meet to operating requirements, and attain a market rate of return throughout budgetary and economic cycles.

Table 1 below represents the unrestricted Agency investment portfolio by authorized investment and duration with a total portfolio amount of \$223.3 million. The Agency portfolio excludes cash and restricted deposits in the amount of \$295.7 million held by member agencies and with fiscal agents, including \$151.8 million in capitalized interest and debt proceeds for the RP-5 Expansion Project.

Table 1: Agency Portfolio

| Authorized Investments          | Allowable Threshold (\$ million or %) | Investment Value as of May 31, 2022 (\$ million) |               |               |                | Average Yield % | Portfolio% (Unrestricted) |
|---------------------------------|---------------------------------------|--|---------------|---------------|----------------|-----------------|---------------------------|
|                                 |                                       | Under 1 Year                                     | 1-3 Years     | Over 3 Years  | Total          |                 |                           |
| LAIF*- Unrestricted             | \$75                                  | \$65.1   | \$0.0         | \$0.0         | \$65.1         | 0.684%          | 29.15%                    |
| CAMP** – Unrestricted           | n/a                                   | 17.6   |               |               | 17.6           | 0.820%          | 7.87%                     |
| CBB*** – Sweep                  | 40%                                   | 26.9   |               |               | 26.9           | 0.100%          | 12.05%                    |
| <b>Sub-Total Agency Managed</b> |                                       | <b>\$109.6</b>                                   | <b>\$0.0</b>  | <b>\$0.0</b>  | <b>\$109.6</b> | <b>0.562%</b>   | <b>49.07%</b>             |
| Brokered Cert. of Deposit       | 30%                                   | \$2.6  | \$0.0         | \$0.0         | \$2.6          | 0.819%          | 1.17%                     |
| Medium Term Notes               | 30%                                   | 3.7  | 8.8           | 3.5           | 16.0           | 1.943%          | 7.18%                     |
| Municipal Bonds                 | 10%                                   |  | 0.8           | 1.3           | 2.1            | 0.986%          | 0.96%                     |
| Supranational Bonds             | 20%                                   |  | 1.7           |               | 1.7            | 0.520%          | 0.75%                     |
| US Treasury Notes               | n/a                                   | 4.8  | 26.4          | 31.0          | 62.2           | 1.350%          | 27.85%                    |
| US Gov't Securities             | n/a                                   | 2.6  | 18.2          | 8.3           | 29.1           | 1.003%          | 13.02%                    |
| <b>Sub-Total PFM Managed</b>    |                                       | <b>\$13.7</b>                                    | <b>\$55.9</b> | <b>\$44.1</b> | <b>\$113.7</b> | <b>1.314%</b>   | <b>50.93%</b>             |
| <b>Total</b>                    |                                       | <b>\$123.3</b>                                   | <b>\$55.9</b> | <b>\$44.1</b> | <b>\$223.3</b> | <b>0.945%</b>   | <b>100.0%</b>             |

\*LAIF – Local Agency Investment Fund

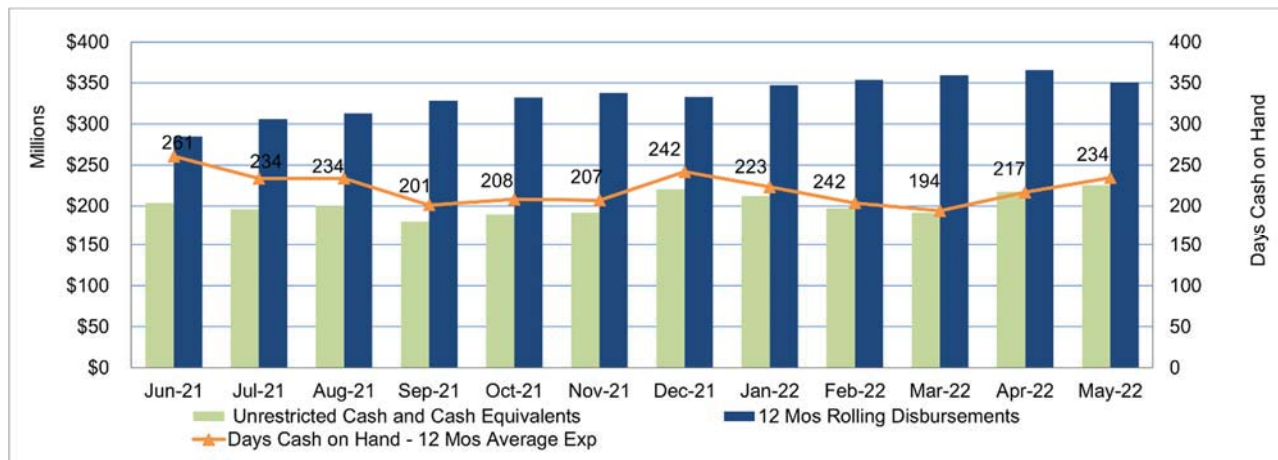
\*\*CAMP – California Asset Management Program

\*\*\*CBB – Citizens Business Bank

+/- due to rounding

Average days cash on hand is calculated using the monthly ending balance of unrestricted cash and cash equivalents divided by disbursements associated with operating expenses, debt service costs, and capital expenditures. The average days cash on hand increased from 217 days to 234 days for the month of May 2022 as shown in Figure 2. The change in average days cash on hand is due to an increase in unrestricted cash and investments.

Figure 2: Days Cash on Hand – 12 Month Rolling Average



Monthly cash and investment summaries are available on the Agency's website at:

<https://www.ieua.org/read-our-reports/cash-and-investment/>





# Treasurer's Report of Financial Affairs for the Month Ended May 31, 2022

Alex Lopez

Acting Budget Officer

July 2022



# Agency Liquidity

- Increase in Investment Portfolio Yield is primarily due to an increased earnings yield in the Local Agency Investment Fund and the California Asset Management Program (CAMP) accounts.

| Description   | May<br>\$ Millions | April<br>\$ Millions | Increase /<br>(Decrease)<br>\$ Millions |
|---|--------------------|----------------------|---|
| Investment Portfolio                                    | \$223.3            | \$216.4              | \$6.9                                   |
| Cash and Restricted Deposits                            | \$295.7            | \$299.8              | (\$4.1)                                 |
| <b>Total Investments, Cash, and Restricted Deposits</b> | <b>\$519.0</b>     | <b>\$516.2</b>       | <b>\$2.8</b>                            |
| Investment Portfolio Yield                              | 0.945%             | 0.842%               | 0.103%                                  |
| Weighted Average Duration (Years)                       | 1.29               | 1.31                 | (0.02)                                  |
| Average Cash on Hand (Days)                             | 234                | 217                  | 17                                      |

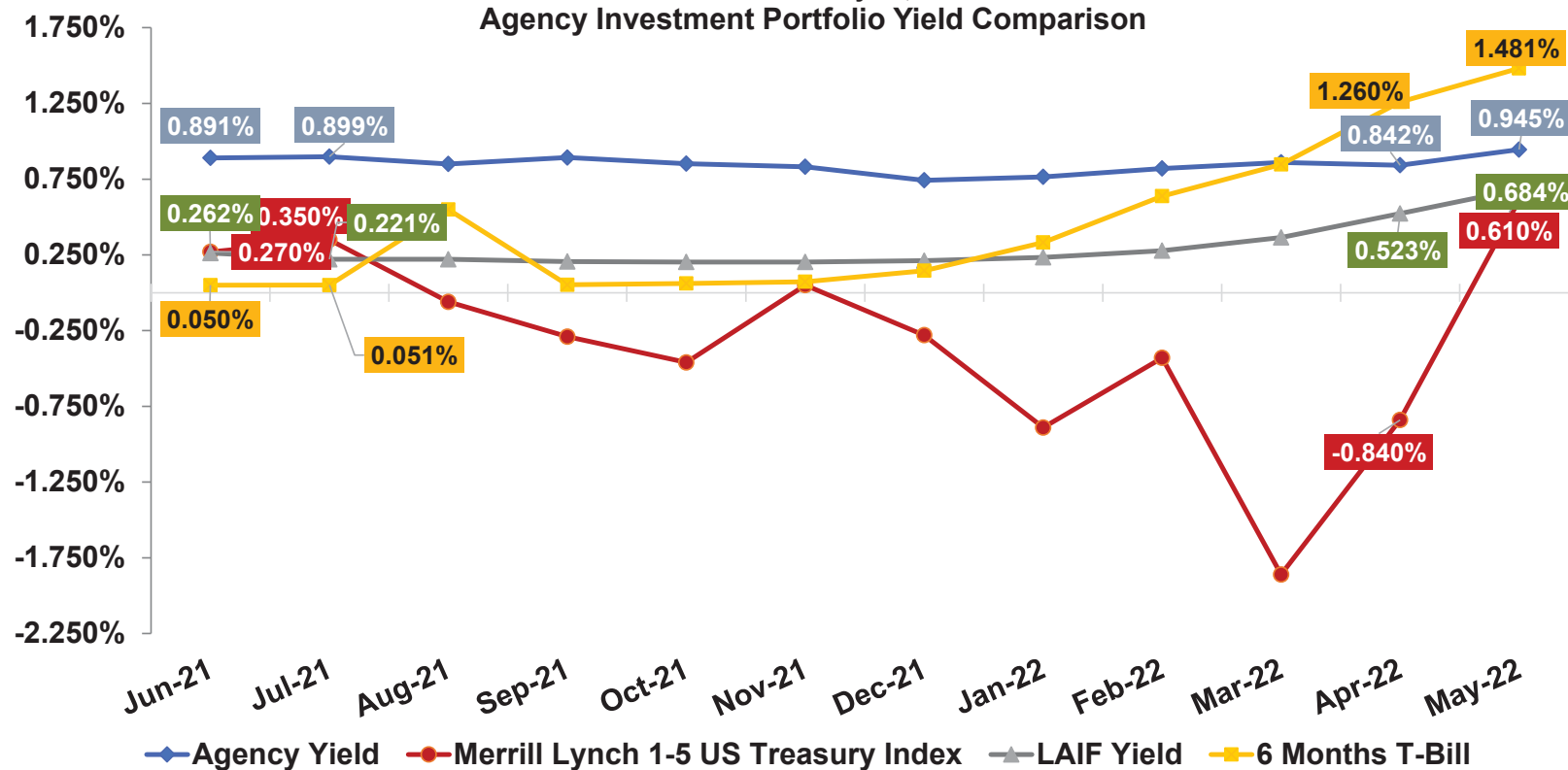
Monthly cash and investment summaries available at: <https://www.ieua.org/read-our-reports/cash-and-investment/>

# Agency Investment Position

| Authorized Investments                | Allowable Threshold<br>(\$ million or %) | Under 1 Year   | 1 – 3 Years   | Over 3 Years  | Total          | Average Yield % | Portfolio % (Unrestricted) |
|---------------------------------------|--|----------------|---------------|---------------|----------------|-----------------|----------------------------|
| Local Agency Investment Fund          | \$75                                     | \$65.1         | \$0.0         | \$0.0         | \$65.1         | 0.684%          | 29.15%                     |
| California Asset Management Program   | n/a                                      | 17.6           |               |               | 17.6           | 0.820%          | 7.87%                      |
| Citizens Business Bank – Sweep        | 40%                                      | 26.9           |               |               | 26.9           | 0.100%          | 12.05%                     |
| <b>Sub-Total Agency Managed</b>       |  | <b>\$109.6</b> | <b>\$0.0</b>  | <b>\$0.0</b>  | <b>\$109.6</b> | <b>0.562%</b>   | <b>49.07%</b>              |
| Brokered Certificates of Deposit (CD) | 30%                                      | \$2.6          | \$0.0         | \$0.0         | \$2.6          | 0.819%          | 1.17%                      |
| Medium Term Notes                     | 30%                                      | 3.7            | 8.8           | 3.5           | 16.0           | 1.943%          | 7.18%                      |
| Municipal Bonds                       | 10%                                      |                | 0.8           | 1.3           | 2.1            | 0.986%          | 0.96%                      |
| Supranational Bonds                   | 20%                                      |                | 1.7           |               | 1.7            | 0.520%          | 0.75%                      |
| US Treasury Notes                     | n/a                                      | 4.8            | 26.4          | 31.0          | 62.2           | 1.350%          | 27.85%                     |
| US Government Securities              | n/a                                      | 2.6            | 18.2          | 8.3           | 29.1           | 1.003%          | 13.02%                     |
| <b>Sub-Total PFM Managed</b>          |  | <b>\$13.7</b>  | <b>\$55.9</b> | <b>\$44.1</b> | <b>\$113.7</b> | <b>1.314%</b>   | <b>50.93%</b>              |
| <b>Total</b>                          |  | <b>\$123.3</b> | <b>\$55.9</b> | <b>\$44.1</b> | <b>\$223.3</b> | <b>0.945%</b>   | <b>100.0%</b>              |

# Portfolio Yield Comparison

Inland Empire Utilities Agency  
Treasurer's Report of Financial Affairs  
Month Ended May 31, 2022  
Agency Investment Portfolio Yield Comparison



## TREASURER'S REPORT OF FINANCIAL AFFAIRS

For the Month Ended May 31, 2022



All investment transactions have been executed in accordance with the criteria stated in the Agency's Investment Policy (Resolution No. 2021-4-2) adopted by the Inland Empire Utilities Agency's Board of Directors during its regular meeting held on April 21, 2021.

The funds anticipated to be available during the next six-month period are expected to be sufficient to meet all foreseen expenditures during the period.

\* A Municipal Water District

**INLAND EMPIRE UTILITIES AGENCY**  
**Cash and Investment Summary**

Month Ended  
May 31, 2022

|   | May                  | April                | Variance           |
|---|----------------------|----------------------|--------------------|
| <b><u>Cash, Bank Deposits, and Bank Investment Accounts</u></b>   | \$2,168,852          | \$914,902            | \$1,253,950        |
| <b><u>Investments</u></b>   |                      |                      |                    |
| <b>Agency Managed</b>   |                      |                      |                    |
| Citizens Business Bank (CBB) Repurchase (Sweep)   | \$26,902,880         | \$35,203,028         | (\$8,300,148)      |
| Local Agency Investment Fund (LAIF)   | 65,089,463           | 65,089,463           | -                  |
| California Asset Management Program (CAMP)  | 17,572,062           | 2,561,031            | 15,011,031         |
| <b>Total Agency Managed Investments</b>   | 109,564,405          | 102,853,522          | \$6,710,883        |
| <b>PFM Managed</b>  |                      |                      |                    |
| Certificates of Deposit   | \$2,615,000          | \$3,330,000          | (\$715,000)        |
| Municipal Bonds   | 2,141,069            | 2,141,098            | (29)               |
| Supra-National Agency Bonds   | 1,669,047            | 1,669,012            | 35                 |
| Medium Term Notes   | 16,022,625           | 16,955,838           | (933,213)          |
| U.S. Treasury Notes   | 62,190,458           | 60,380,763           | 1,809,695          |
| U.S. Government Sponsored Entities  | 29,065,763           | 29,066,500           | (737)              |
| <b>Total PFM Managed Investments</b>  | 113,703,962          | 113,543,211          | \$160,751          |
| <b>Total Investments</b>  | \$223,268,367        | \$216,396,733        | \$6,871,634        |
| <b>Total Cash and Investments Available to the Agency</b>   | \$225,437,219        | \$217,311,635        | \$8,125,584        |
| <b><u>Restricted Deposits</u></b>   |                      |                      |                    |
| CAMP Water Connection Reserve   | \$26,174,404         | \$24,448,906         | \$1,725,498        |
| LAIF Self Insurance Reserve   | 6,561,677            | 6,561,677            | -                  |
| Bond and Note Accounts  | 27,125,210           | 27,285,165           | (159,955)          |
| 2020B Construction Accounts   | 129,709,146          | 129,701,816          | 7,330              |
| Capital Capacity Reimbursement Account (CCRA) Deposits Held by Member Agencies**                          | 76,440,579           | 83,370,778           | (6,930,199)        |
| California Employers' Retirement Benefit Trust Account - CERBT (Other Post<br>Employment Benefits - OPEB) | 21,198,642           | 21,210,734           | (12,092)           |
| Escrow Deposits   | 6,340,771            | 6,333,457            | 7,314              |
| <b>Total Restricted Deposits</b>  | \$293,550,429        | \$298,912,533        | (\$5,362,104)      |
| <b>Total Cash, Investments, and Restricted Deposits</b>   | <b>\$518,987,648</b> | <b>\$516,224,168</b> | <b>\$2,763,480</b> |

\*\*Total reported as of April 2022 net of capital call receipts

**INLAND EMPIRE UTILITIES AGENCY**  
**Cash and Investment Summary**

Month Ended  
May 31, 2022

**Cash, Bank Deposits, and Bank Investment Accounts**

|   |                    |
|---|--------------------|
| CBB Demand Account (Negative balance offset by CBB Sweep Balance) | \$1,611,198        |
| CBB Payroll Account   | -                  |
| CBB Workers' Compensation Account                                 | 43,234             |
| Subtotal Demand Deposits  | <u>\$1,654,432</u> |

**Other Cash and Bank Accounts**

|                     |                |
|---------------------|----------------|
| Petty Cash          | \$2,250        |
| Subtotal Other Cash | <u>\$2,250</u> |

**US Bank Pre-Investment Money Market Account**

\$512,170

***Total Cash and Bank Accounts***

**\$2,168,852**

**Unrestricted Investments**

**CBB Repurchase (Sweep) Investments**

|                                 |                     |
|---------------------------------|---------------------|
| Freddie Mac (FHLMC)             | \$26,052,434        |
| Fannie Mae (FNMA)               | 850,446             |
| Subtotal CBB Repurchase (Sweep) | <u>\$26,902,880</u> |

**Local Agency Investment Fund (LAIF)**

|                                       |                     |
|---------------------------------------|---------------------|
| LAIF Fund                             | \$65,089,463        |
| Subtotal Local Agency Investment Fund | <u>\$65,089,463</u> |

**California Asset Management Program (CAMP)**

|               |                     |
|---------------|---------------------|
| Short Term    | \$17,572,062        |
| Subtotal CAMP | <u>\$17,572,062</u> |

**Subtotal Agency Managed Investment Accounts**

**\$109,564,405**

**Brokered Certificates of Deposit**

|   |                    |
|---|--------------------|
| Brokered Certificates of Deposit          | \$2,615,000        |
| Subtotal Brokered Certificates of Deposit | <u>\$2,615,000</u> |

**Supra-National Agency Bonds**

|                                       |                    |
|---------------------------------------|--------------------|
| Inter-American Development Bank Notes | \$1,669,047        |
| Subtotal Supra-National Agency Bonds  | <u>\$1,669,047</u> |

**INLAND EMPIRE UTILITIES AGENCY**  
**Cash and Investment Summary**

Month Ended  
May 31, 2022

**Unrestricted Investments Continued**

**Municipal Bonds**

|  |                    |
|--|--------------------|
| Subtotal State and Local Municipal Bonds | \$2,141,069        |
| Subtotal State and Municipal Bonds       | <u>\$2,141,069</u> |

**Medium Term Notes**

|                            |                     |
|----------------------------|---------------------|
| Medium Term Notes          | \$16,022,625        |
| Subtotal Medium Term Notes | <u>\$16,022,625</u> |

**U.S. Treasury Notes**

|                              |                     |
|------------------------------|---------------------|
| Treasury Note                | \$62,190,458        |
| Subtotal U.S. Treasury Notes | <u>\$62,190,458</u> |

**U.S. Government Sponsored Entities**

|   |                     |
|---|---------------------|
| Fannie Mae Bank                             | \$17,835,588        |
| Freddie Mac Bank                            | 7,935,643           |
| Federal Home Loan Bank                      | 3,294,532           |
| Subtotal U.S. Government Sponsored Entities | <u>\$29,065,763</u> |

|   |                             |
|---|-----------------------------|
| <b>Subtotal PFM Managed Investment Accounts</b> | <u><b>\$113,703,962</b></u> |
|---|-----------------------------|

|                                 |                             |
|---------------------------------|-----------------------------|
| <b><i>Total Investments</i></b> | <u><b>\$223,268,367</b></u> |
|---------------------------------|-----------------------------|

**Restricted Deposits**

**Investment Pool Accounts**

|                                     |                     |
|-------------------------------------|---------------------|
| CAMP - Water Connection Reserves    | \$26,174,404        |
| LAIF - Self Insurance Fund Reserves | 6,561,677           |
| Subtotal Investment Pool Accounts   | <u>\$32,736,081</u> |

**Bond and Note Accounts**

|                                 |                     |
|---------------------------------|---------------------|
| 2017A Debt Service Accounts     | \$428               |
| 2020A Debt Service Accounts     | 5,046,125           |
| 2020B Debt Service Accounts     | 39                  |
| 2020B Capitalized Interest      | 22,078,618          |
| Subtotal Bond and Note Accounts | <u>\$27,125,210</u> |



**INLAND EMPIRE UTILITIES AGENCY**  
**Cash and Investment Summary**

Month Ended  
May 31, 2022

**Restricted Deposits Continued**

**2020B Construction Project Accounts**

|  |                      |
|--|----------------------|
| LAIF Construction Project Accounts           | \$119,175,803        |
| CAMP Construction Project Accounts           | 10,533,343           |
| Subtotal 2020B Construction Project Accounts | <u>\$129,709,146</u> |

**CCRA Deposits Held by Member Agencies**

|  |                     |
|--|---------------------|
| City of Chino                                    | \$10,757,974        |
| Cucamonga Valley Water District                  | 13,291,082          |
| City of Fontana                                  | 18,425,417          |
| City of Montclair                                | 1,812,295           |
| City of Ontario                                  | 25,715,432          |
| City of Chino Hills                              | 3,154,027           |
| City of Upland                                   | 3,284,352           |
| Subtotal CCRA Deposits Held by Member Agencies** | <u>\$76,440,579</u> |

*\*\*Total reported as of April 2022 net of capital call receipts*

**CalPERS**

|                           |                     |
|---------------------------|---------------------|
| CERBT Account (OPEB)      | \$21,198,642        |
| Subtotal CalPERS Accounts | <u>\$21,198,642</u> |

**Escrow Deposits**

|                          |                    |
|--------------------------|--------------------|
| Genesis Construction     | \$217,233          |
| W.M. Lyles Construction  | 6,123,538          |
| Subtotal Escrow Deposits | <u>\$6,340,771</u> |

***Total Restricted Deposits***

\$293,550,429

***Total Cash, Investments, and Restricted Deposits as of May 31, 2022***

\$518,987,648

Total Cash, Investments, and Restricted Deposits as of 5/31/2022

\$518,987,648

Less: Total Cash, Investments, and Restricted Deposits as of 4/30/2022

516,224,168

***Total Monthly Increase (Decrease)***

\$2,763,480

# INLAND EMPIRE UTILITIES AGENCY

## Cash and Investment Summary

Month Ended  
May 31, 2022

| Par    | Cost Basis | Term   | May   | %      | %                 | Maturity | Market |
|--------|------------|--------|-------|--------|-------------------|----------|--------|
| Amount | Amount     | (Days) | Value | Coupon | Yield to Maturity | Date     | Value  |

### Cash, Bank Deposits, and Bank Investment Accounts

#### **Citizens Business Bank (CBB)**

|                               |             |             |     |             |     |     |             |
|-------------------------------|-------------|-------------|-----|-------------|-----|-----|-------------|
| Demand Account                | \$1,611,198 | \$1,611,198 | N/A | \$1,611,198 | N/A | N/A | \$1,611,198 |
| Payroll Checking              | 0           | 0           | N/A | 0           | N/A | N/A | 0           |
| Workers' Compensation Account | 43,234      | 67,069      | N/A | 43,234      | N/A | N/A | 43,234      |
| Subtotal CBB Accounts         | \$1,654,432 | \$1,678,267 |     | \$1,654,432 |     |     | \$1,654,432 |

#### **US Bank (USB)**

|  |           |           |     |           |       |     |           |
|--|-----------|-----------|-----|-----------|-------|-----|-----------|
| Custodial Money Market ( <i>Investment Mgmt.</i> ) | \$136,348 | \$136,348 | N/A | \$136,348 | 0.21% | N/A | \$136,348 |
| Custodial Money Market ( <i>Debt Service</i> )     | 375,822   | 375,822   | N/A | 375,822   | 0.21% | N/A | 375,822   |
| Subtotal USB Account                               | \$512,170 | \$512,170 |     | \$512,170 | 0.21% |     | \$512,170 |

|            |         |         |     |         |     |     |         |
|------------|---------|---------|-----|---------|-----|-----|---------|
| Petty Cash | \$2,250 | \$2,250 | N/A | \$2,250 | N/A | N/A | \$2,250 |
|------------|---------|---------|-----|---------|-----|-----|---------|

#### **Total Cash, Bank Deposits and Bank Investment Accounts**

|  |                    |                    |  |                    |  |  |                    |
|--|--------------------|--------------------|--|--------------------|--|--|--------------------|
|  | <b>\$2,168,852</b> | <b>\$2,192,687</b> |  | <b>\$2,168,852</b> |  |  | <b>\$2,168,852</b> |
|--|--------------------|--------------------|--|--------------------|--|--|--------------------|

### Investments

#### **CBB Daily Repurchase (Sweep) Accounts**

|                                  |              |              |     |              |       |     |              |
|----------------------------------|--------------|--------------|-----|--------------|-------|-----|--------------|
| Freddie Mac (FHLMC)              | \$26,052,434 | \$26,052,434 | N/A | \$26,052,434 | 0.10% | N/A | \$26,052,434 |
| Fannie Mae (FNMA)                | 850,446      | 850,446      | N/A | 850,446      | 0.10% | N/A | 850,446      |
| Subtotal CBB Repurchase Accounts | \$26,902,880 | \$26,902,880 |     | \$26,902,880 | 0.10% |     | \$26,902,880 |

#### **LAIF Accounts**

|                        |              |              |     |              |        |     |              |
|------------------------|--------------|--------------|-----|--------------|--------|-----|--------------|
| Non-Restricted Funds   | \$65,089,463 | \$65,089,463 | N/A | \$65,089,463 | 0.684% | N/A | \$65,089,463 |
| Subtotal LAIF Accounts | \$65,089,463 | \$65,089,463 |     | \$65,089,463 | 0.684% |     | \$65,089,463 |

#### **CAMP Accounts**

|                        |              |              |     |              |       |     |              |
|------------------------|--------------|--------------|-----|--------------|-------|-----|--------------|
| Non-Restricted Funds   | \$17,572,062 | \$17,572,062 | N/A | \$17,572,062 | 0.82% | N/A | \$17,572,062 |
| Subtotal CAMP Accounts | \$17,572,062 | \$17,572,062 |     | \$17,572,062 | 0.82% |     | \$17,572,062 |

|  |                      |                      |  |                      |              |  |                      |
|--|----------------------|----------------------|--|----------------------|--------------|--|----------------------|
| <b>Subtotal Agency Managed Investment Accounts</b> | <b>\$109,564,405</b> | <b>\$109,564,405</b> |  | <b>\$109,564,405</b> | <b>0.56%</b> |  | <b>\$109,564,405</b> |
|--|----------------------|----------------------|--|----------------------|--------------|--|----------------------|

#### **Brokered Certificates of Deposit (CDs)**

|                       |             |             |      |             |       |       |          |             |
|-----------------------|-------------|-------------|------|-------------|-------|-------|----------|-------------|
| Sumitomo Mitsui Bank  | \$745,000   | \$745,000   | 724  | \$745,000   | 0.70% | 0.70% | 07/08/22 | \$744,692   |
| Barclays Bank PLC NY  | 1,125,000   | 1,125,000   | 1153 | 1,125,000   | 1.05% | 1.05% | 02/01/23 | 1,113,075   |
| Credit Suisse NY      | 745,000     | 745,000     | 724  | 745,000     | 0.59% | 0.59% | 03/17/23 | 733,496     |
| Subtotal Brokered CDs | \$2,615,000 | \$2,615,000 |      | \$2,615,000 | 0.82% |       |          | \$2,591,263 |

# INLAND EMPIRE UTILITIES AGENCY

## Cash and Investment Summary

Month Ended  
May 31, 2022

| Par    | Cost Basis | Term   | May   | %      | %                 | Maturity | Market |
|--------|------------|--------|-------|--------|-------------------|----------|--------|
| Amount | Amount     | (Days) | Value | Coupon | Yield to Maturity | Date     | Value  |

### Investments (continued)

#### US Treasury Note

|                        |              |              |      |              |        |       |          |              |
|------------------------|--------------|--------------|------|--------------|--------|-------|----------|--------------|
| US Treasury Note       | \$475,000    | \$476,670    | 1656 | \$476,172    | 1.625% | 1.08% | 11/15/22 | \$475,223    |
| US Treasury Note       | 745,000      | 744,360      | 527  | 744,779      | 0.125% | 0.18% | 11/30/22 | 739,645      |
| US Treasury Note       | 200,000      | 190,453      | 1580 | 198,526      | 1.750% | 2.93% | 01/31/23 | 199,906      |
| US Treasury Note       | 310,000      | 293,289      | 1699 | 307,325      | 1.500% | 2.74% | 02/28/23 | 309,031      |
| US Treasury Note       | 1,235,000    | 1,189,508    | 1508 | 1,225,859    | 1.50%  | 2.44% | 03/31/23 | 1,230,176    |
| US Treasury Note       | 1,880,000    | 1,875,300    | 709  | 1,877,587    | 0.13%  | 0.25% | 05/31/23 | 1,842,400    |
| US Treasury Note       | 2,000,000    | 1,899,453    | 1618 | 1,975,516    | 1.38%  | 2.58% | 06/30/23 | 1,982,812    |
| US Treasury Note       | 1,260,000    | 1,196,951    | 1630 | 1,243,561    | 1.25%  | 2.44% | 07/31/23 | 1,245,825    |
| US Treasury Note       | 650,000      | 667,088      | 1611 | 655,155      | 2.88%  | 2.25% | 09/30/23 | 655,078      |
| US Treasury Note       | 1,875,000    | 1,870,898    | 877  | 1,872,512    | 0.25%  | 0.34% | 11/15/23 | 1,819,336    |
| US Treasury Note       | 3,450,000    | 3,484,904    | 1713 | 3,460,840    | 2.75%  | 2.52% | 11/15/23 | 3,470,484    |
| US Treasury Note       | 2,525,000    | 2,479,826    | 1786 | 2,511,165    | 2.13%  | 2.52% | 11/30/23 | 2,516,320    |
| US Treasury Note       | 990,000      | 988,608      | 1044 | 989,251      | 0.13%  | 0.17% | 12/15/23 | 956,742      |
| US Treasury Note       | 120,000      | 120,356      | 1813 | 120,115      | 2.63%  | 2.56% | 12/31/23 | 120,469      |
| US Treasury Note       | 810,000      | 806,235      | 917  | 807,565      | 0.13%  | 0.31% | 01/15/24 | 780,764      |
| US Treasury Note       | 675,000      | 709,778      | 962  | 698,833      | 2.38%  | 0.35% | 02/29/24 | 674,262      |
| US Treasury Note       | 2,345,000    | 2,355,534    | 1792 | 2,349,109    | 2.00%  | 1.90% | 04/30/24 | 2,322,649    |
| US Treasury Note       | 210,000      | 208,679      | 1059 | 209,110      | 0.25%  | 0.47% | 05/15/24 | 200,911      |
| US Treasury Note       | 575,000      | 580,930      | 1824 | 577,471      | 2.00%  | 1.78% | 06/30/24 | 568,531      |
| US Treasury Note       | 1,000,000    | 1,016,172    | 1818 | 1,007,036    | 2.13%  | 1.78% | 07/31/24 | 990,469      |
| US Treasury Note       | 1,310,000    | 1,349,146    | 1824 | 1,328,286    | 2.13%  | 1.50% | 09/30/24 | 1,295,263    |
| US Treasury Note       | 595,000      | 614,454      | 1822 | 604,428      | 2.25%  | 1.57% | 10/31/24 | 589,422      |
| US Treasury Note       | 510,000      | 521,814      | 1789 | 516,029      | 2.13%  | 1.63% | 11/30/24 | 503,147      |
| US Treasury Note       | 1,820,000    | 1,876,875    | 1273 | 1,861,277    | 1.50%  | 0.58% | 11/30/24 | 1,768,244    |
| US Treasury Note       | 1,445,000    | 1,383,588    | 1319 | 1,386,631    | 1.13%  | 2.73% | 01/15/25 | 1,388,103    |
| US Treasury Note       | 340,000      | 335,232      | 1475 | 336,460      | 0.25%  | 0.60% | 05/31/25 | 315,775      |
| US Treasury Note       | 1,900,000    | 1,866,230    | 1440 | 1,874,321    | 0.25%  | 0.71% | 05/31/25 | 1,764,625    |
| US Treasury Note       | 2,050,000    | 2,027,898    | 1532 | 2,032,369    | 0.25%  | 0.52% | 08/31/25 | 1,889,844    |
| US Treasury Note       | 990,000      | 968,228      | 1463 | 971,889      | 0.25%  | 0.81% | 09/30/25 | 910,645      |
| US Treasury Note       | 1,600,000    | 1,573,125    | 1463 | 1,577,931    | 0.25%  | 0.67% | 09/30/25 | 1,471,750    |
| US Treasury Note       | 435,000      | 427,965      | 1658 | 429,576      | 0.38%  | 0.74% | 11/30/25 | 400,064      |
| US Treasury Note       | 1,910,000    | 1,873,218    | 1623 | 1,881,036    | 0.38%  | 0.82% | 11/30/25 | 1,756,603    |
| US Treasury Note       | 2,925,000    | 2,845,591    | 1623 | 2,856,844    | 0.38%  | 1.06% | 11/30/25 | 2,690,086    |
| US Treasury Note       | 815,000      | 810,034      | 1814 | 811,416      | 0.38%  | 0.50% | 12/31/25 | 748,145      |
| US Treasury Note       | 1,780,000    | 1,751,145    | 1699 | 1,757,768    | 0.38%  | 0.73% | 12/31/25 | 1,633,984    |
| US Treasury Note       | 870,000      | 820,995      | 1730 | 824,366      | 0.38%  | 1.86% | 01/31/26 | 796,730      |
| US Treasury Note       | 1,520,000    | 1,466,088    | 1730 | 1,471,384    | 0.38%  | 1.27% | 01/31/26 | 1,391,987    |
| US Treasury Note       | 1,540,000    | 1,400,438    | 1730 | 1,403,294    | 0.38%  | 2.95% | 01/31/26 | 1,410,303    |
| US Treasury Note       | 2,345,000    | 2,248,910    | 1730 | 2,257,941    | 0.38%  | 1.42% | 01/31/26 | 2,147,507    |
| US Treasury Note       | 2,940,000    | 3,257,428    | 1730 | 3,173,454    | 2.63%  | 0.43% | 01/31/26 | 2,922,544    |
| US Treasury Note       | 1,765,000    | 1,717,428    | 1850 | 1,722,850    | 0.50%  | 1.15% | 02/28/26 | 1,620,491    |
| US Treasury Note       | 3,110,000    | 3,068,088    | 1821 | 3,078,514    | 0.50%  | 0.78% | 02/28/26 | 2,855,369    |
| US Treasury N/B Note   | 1,360,000    | 1,359,469    | 1666 | 1,359,553    | 0.75%  | 0.76% | 03/31/26 | 1,258,638    |
| US Treasury N/B Note   | 1,464,000    | 1,453,192    | 1805 | 1,455,257    | 0.75%  | 0.90% | 05/31/26 | 1,349,625    |
| US Treasury N/B Note   | 890,000      | 819,461      | 1927 | 821,831      | 0.88%  | 2.77% | 09/30/26 | 819,078      |
| US Treasury N/B Note   | 1,190,000    | 1,086,851    | 1927 | 1,088,266    | 0.88%  | 3.00% | 09/30/26 | 1,095,172    |
| Subtotal US Treasuries | \$62,749,000 | \$62,077,879 |      | \$62,190,458 |        | 1.35% |          | \$59,894,177 |

# INLAND EMPIRE UTILITIES AGENCY

## Cash and Investment Summary

Month Ended  
May 31, 2022

| Par    | Cost Basis | Term   | May   | %      | %                 | Maturity | Market |
|--------|------------|--------|-------|--------|-------------------|----------|--------|
| Amount | Amount     | (Days) | Value | Coupon | Yield to Maturity | Date     | Value  |

### Investments (continued)

#### U.S. Government Sponsored Entities

|  |              |              |       |              |       |       |          |              |
|--|--------------|--------------|-------|--------------|-------|-------|----------|--------------|
| Federal Home Loan Bank                 | \$1,280,000  | \$1,277,645  | 1092  | \$1,279,437  | 1.38% | 1.44% | 02/17/23 | \$1,275,625  |
| Fannie Mae Bond                        | 1,360,000    | 1,355,906    | 365   | 1,358,673    | 0.25% | 0.35% | 05/22/23 | \$1,335,199  |
| Freddie Mac Bond                       | 1,450,000    | 1,444,461    | 1,810 | 1,448,828    | 2.75% | 2.83% | 06/19/23 | \$1,458,223  |
| Freddie Mac Bond                       | 1,330,000    | 1,326,116    | 1,095 | 1,328,617    | 0.25% | 0.35% | 06/26/23 | \$1,302,460  |
| Fannie Mae Bond                        | 1,875,000    | 1,870,969    | 1,095 | 1,873,513    | 0.25% | 0.32% | 07/10/23 | \$1,834,007  |
| Fannie Mae Bond                        | 645,000      | 645,000      | 1,092 | 645,000      | 0.36% | 0.36% | 08/18/23 | \$629,664    |
| Freddie Mac Bond                       | 885,000      | 884,097      | 1,098 | 884,631      | 0.25% | 0.28% | 08/24/23 | \$863,232    |
| Fannie Mae Bond                        | 855,000      | 853,273      | 1,741 | 854,536      | 2.88% | 2.92% | 09/12/23 | \$861,169    |
| Fannie Mae Bond                        | 1,820,000    | 1,803,274    | 1,772 | 1,815,583    | 2.88% | 3.08% | 09/12/23 | \$1,833,131  |
| Freddie Mac Bond                       | 805,000      | 804,203      | 1,095 | 804,599      | 0.25% | 0.28% | 12/04/23 | \$779,413    |
| Federal Home Loan Bank                 | 870,000      | 895,642      | 1,772 | 878,031      | 3.38% | 2.72% | 12/08/23 | \$882,470    |
| Federal Home Loan Bank                 | 190,000      | 189,327      | 1,824 | 189,771      | 2.50% | 2.58% | 02/13/24 | \$190,033    |
| Fannie Mae Bond                        | 2,055,000    | 2,130,234    | 1,769 | 2,095,445    | 1.63% | 0.85% | 01/07/25 | \$1,998,033  |
| Freddie Mac Bond                       | 1,215,000    | 1,214,064    | 1,825 | 1,214,494    | 1.50% | 1.52% | 02/12/25 | \$1,175,564  |
| Federal Home Loan Bank                 | 950,000      | 945,288      | 1,824 | 947,293      | 0.50% | 0.60% | 04/14/25 | \$890,743    |
| Fannie Mae Bond                        | 495,000      | 496,629      | 1,792 | 495,960      | 0.63% | 0.56% | 04/22/25 | \$465,470    |
| Fannie Mae Bond                        | 1,275,000    | 1,272,374    | 1,824 | 1,273,479    | 0.63% | 0.67% | 04/22/25 | \$1,198,937  |
| Fannie Mae Bond                        | 1,425,000    | 1,432,296    | 1,782 | 1,429,324    | 0.63% | 0.52% | 04/22/25 | \$1,339,989  |
| Fannie Mae Bond                        | 240,000      | 241,126      | 1,716 | 240,729      | 0.50% | 0.40% | 06/17/25 | \$223,955    |
| Fannie Mae Bond                        | 995,000      | 996,473      | 1,693 | 995,967      | 0.50% | 0.47% | 06/17/25 | \$928,478    |
| Fannie Mae Bond                        | 1,435,000    | 1,441,931    | 1,778 | 1,439,335    | 0.50% | 0.40% | 06/17/25 | \$1,339,062  |
| Fannie Mae Bond                        | 1,480,000    | 1,476,936    | 1,824 | 1,478,132    | 0.50% | 0.54% | 06/17/25 | \$1,381,053  |
| Freddie Mac Bond                       | 895,000      | 890,543      | 1,824 | 892,200      | 0.38% | 0.48% | 07/21/25 | \$829,429    |
| Fannie Mae Bond                        | 950,000      | 945,554      | 1,824 | 947,121      | 0.38% | 0.47% | 08/25/25 | \$878,119    |
| Freddie Mac Bond                       | 1,365,000    | 1,360,891    | 1,824 | 1,362,274    | 0.38% | 0.44% | 09/23/25 | \$1,260,167  |
| Fannie Mae Bond                        | 895,000      | 891,796      | 1,821 | 892,792      | 0.50% | 0.57% | 11/07/25 | \$826,928    |
| Subtotal U.S. Gov't Sponsored Entities | \$29,035,000 | \$29,086,048 |       | \$29,065,763 |       | 1.00% |          | \$27,980,551 |

#### Supra-National Agency Bond

|                                       |             |             |       |             |       |       |          |             |
|---------------------------------------|-------------|-------------|-------|-------------|-------|-------|----------|-------------|
| Inter-American Development Bank Notes | \$1,670,000 | \$1,668,764 | 1,461 | \$1,669,047 | 0.50% | 0.52% | 09/23/24 | \$1,588,434 |
| Subtotal Supra-National Agency Bond   | \$1,670,000 | \$1,668,764 |       | \$1,669,047 |       | 0.52% |          | \$1,588,434 |

# INLAND EMPIRE UTILITIES AGENCY

## Cash and Investment Summary

Month Ended  
May 31, 2022

| Par    | Cost Basis | Term   | May   | %      | %                 | Maturity | Market |
|--------|------------|--------|-------|--------|-------------------|----------|--------|
| Amount | Amount     | (Days) | Value | Coupon | Yield to Maturity | Date     | Value  |

### Investments (continued)

#### Municipal Bonds

|   |             |             |      |             |       |       |          |             |
|---|-------------|-------------|------|-------------|-------|-------|----------|-------------|
| CA State Earthquake Authority Taxable Rev | \$195,000   | \$195,000   | 949  | \$195,000   | 1.48% | 1.48% | 07/01/23 | \$192,564   |
| Maryland State GO Bond                    | 250,000     | 249,930     | 1457 | 249,962     | 0.51% | 0.52% | 08/01/24 | 237,963     |
| CA State Dept of Wtr Res                  | 100,000     | 100,000     | 1578 | 100,000     | 0.56% | 0.56% | 12/01/24 | 93,861      |
| Univ. of CA Revenue Bond                  | 90,000      | 90,326      | 1764 | 90,197      | 0.88% | 0.81% | 05/15/25 | 83,612      |
| Univ. of CA Revenue Bond                  | 205,000     | 205,000     | 1764 | 205,000     | 0.88% | 0.88% | 05/15/25 | 190,449     |
| Florida State Board of Admin. Taxable Rev | 200,000     | 201,414     | 1749 | 200,910     | 1.26% | 1.11% | 07/01/25 | 188,414     |
| Florida State Board of Admin. Taxable Rev | 520,000     | 520,000     | 1749 | 520,000     | 1.26% | 1.26% | 07/01/25 | 489,876     |
| Los Angeles CCD CA Taxable GO Bonds       | 375,000     | 375,000     | 1725 | 375,000     | 0.77% | 0.77% | 08/01/25 | 347,036     |
| NJ TPK Authority                          | 205,000     | 205,000     | 1792 | 205,000     | 1.05% | 1.05% | 01/01/26 | 187,194     |
| Subtotal State and Local Municipal Bonds  | \$2,140,000 | \$2,141,670 |      | \$2,141,069 |       | 0.99% |          | \$2,010,969 |

#### Medium Term Notes

|                                |              |              |      |              |       |       |          |              |
|--------------------------------|--------------|--------------|------|--------------|-------|-------|----------|--------------|
| Amazon Inc                     | \$935,000    | \$925,996    | 1409 | \$933,300    | 2.40% | 2.66% | 02/22/23 | \$936,203    |
| Burlington North Santa Fe Corp | 800,000      | 790,800      | 1792 | 798,527      | 3.00% | 3.26% | 03/15/23 | 801,003      |
| Bank of NY Mellon              | 1,375,000    | 1,387,595    | 1555 | 1,377,681    | 3.50% | 3.27% | 04/28/23 | 1,389,318    |
| Apple Inc. Corp.               | 565,000      | 563,463      | 1095 | 564,517      | 0.75% | 0.84% | 05/11/23 | 556,538      |
| UnitedHealth Group Inc         | 720,000      | 755,741      | 1330 | 730,185      | 3.50% | 2.08% | 06/15/23 | 729,414      |
| Pfizer Inc                     | 1,260,000    | 1,276,393    | 1807 | 1,265,753    | 2.95% | 2.67% | 03/15/24 | 1,265,458    |
| Amazon Com. Inc.               | 560,000      | 559,182      | 1096 | 559,470      | 0.45% | 0.50% | 05/12/24 | 536,931      |
| Walmart Inc                    | 1,425,000    | 1,495,196    | 1768 | 1,441,936    | 2.85% | 1.78% | 07/08/24 | 1,430,025    |
| JP Morgan Chase                | 570,000      | 570,000      | 1461 | 570,000      | 0.65% | 0.65% | 09/16/24 | 551,603      |
| Bank of America                | 725,000      | 725,000      | 1464 | 725,000      | 0.81% | 0.81% | 10/24/24 | 698,978      |
| John Deere Capital Corp        | 790,000      | 770,045      | 1542 | 771,642      | 1.25% | 2.17% | 01/10/25 | 755,261      |
| Toyota Motor                   | 315,000      | 318,077      | 1724 | 316,764      | 1.80% | 1.58% | 02/13/25 | 304,006      |
| Toyota Motor                   | 425,000      | 429,152      | 1724 | 427,380      | 1.80% | 1.58% | 02/13/25 | 410,167      |
| Novartis Capital               | 1,425,000    | 1,475,744    | 1743 | 1,453,395    | 1.75% | 0.98% | 02/14/25 | 1,387,711    |
| JP Morgan Chase                | 555,000      | 555,000      | 1461 | 555,000      | 0.82% | 0.82% | 06/01/25 | 526,723      |
| JP Morgan Chase                | 355,000      | 355,000      | 1530 | 355,000      | 0.77% | 0.77% | 08/09/25 | 334,114      |
| Bristol Myers                  | 349,000      | 345,524      | 1606 | 346,271      | 0.75% | 0.98% | 11/13/25 | 320,750      |
| Bank of Americ Corp            | 880,000      | 880,000      | 1746 | 880,000      | 3.38% | 3.38% | 04/02/26 | 868,080      |
| Microsoft Corp (Callable)      | 1,100,000    | 1,112,199    | 1874 | 1,111,435    | 2.40% | 2.14% | 08/08/26 | 1,077,377    |
| Target Corp                    | 150,000      | 149,745      | 2034 | 149,763      | 1.95% | 1.99% | 01/15/27 | 141,490      |
| Target Corp                    | 690,000      | 689,579      | 2034 | 689,607      | 1.95% | 1.96% | 01/15/27 | 650,856      |
| Subtotal Medium Term Notes     | \$15,969,000 | \$16,129,431 |      | \$16,022,625 |       | 1.94% |          | \$15,672,003 |

#### **Subtotal PFM Managed Investment Accounts**

|  |                      |                      |  |                      |  |              |  |                      |
|--|----------------------|----------------------|--|----------------------|--|--------------|--|----------------------|
|  | <b>\$114,178,000</b> | <b>\$113,718,793</b> |  | <b>\$113,703,963</b> |  | <b>1.31%</b> |  | <b>\$109,737,398</b> |
|--|----------------------|----------------------|--|----------------------|--|--------------|--|----------------------|

#### **Total Investments**

|  |                      |                      |  |                      |  |  |  |                      |
|--|----------------------|----------------------|--|----------------------|--|--|--|----------------------|
|  | <b>\$223,742,405</b> | <b>\$223,283,198</b> |  | <b>\$223,268,368</b> |  |  |  | <b>\$219,301,803</b> |
|--|----------------------|----------------------|--|----------------------|--|--|--|----------------------|

(Source of Investment Amortized Cost: PFM)

# INLAND EMPIRE UTILITIES AGENCY

## Cash and Investment Summary

Month Ended  
May 31, 2022

|  | Par                  | Cost Basis           | Term   | May                  | %      | %                 | Maturity | Market               |
|--|----------------------|----------------------|--------|----------------------|--------|-------------------|----------|----------------------|
|  | Amount               | Amount               | (Days) | Value                | Coupon | Yield to Maturity | Date     | Value                |
| <b>Restricted Deposits</b>   |                      |                      |        |                      |        |                   |          |                      |
| <b>Investment Pool Accounts</b>  |                      |                      |        |                      |        |                   |          |                      |
| CAMP - Water Connection Reserves   | \$26,174,404         | \$26,174,404         | N/A    | \$26,174,404         |        | 0.82%             | N/A      | \$26,174,404         |
| LAIF - Self Insurance Reserves   | 6,561,677            | 6,561,677            | N/A    | 6,561,677            |        | 0.68%             | N/A      | 6,561,677            |
| <b>Total Investment Pool Accounts</b>                                      | <b>\$32,736,081</b>  | <b>\$32,736,081</b>  |        | <b>\$32,736,081</b>  |        | <b>0.79%</b>      |          | <b>\$32,736,081</b>  |
| <b>Bond and Note Accounts</b>  |                      |                      |        |                      |        |                   |          |                      |
| 2017A Debt Service Accounts  | \$428                | \$428                | N/A    | \$428                |        | 0.00%             | N/A      | \$428                |
| 2020A Debt Service Accounts  | 5,046,125            | 5,046,125            | N/A    | 5,046,125            |        | 0.00%             | N/A      | 5,046,125            |
| 2020B Debt Service Accounts  | 39                   | 39                   | N/A    | 39                   |        | 0.00%             | N/A      | 39                   |
| 2020B Capitalized Interest Account   | 22,078,618           | 22,078,618           | N/A    | 22,078,618           |        | 0.82%             | N/A      | 22,078,618           |
| <b>Total Bond and Note Accounts</b>  | <b>\$27,125,210</b>  | <b>\$27,125,210</b>  |        | <b>\$27,125,210</b>  |        | <b>0.67%</b>      |          | <b>\$27,125,210</b>  |
| <b>2020B Construction Project Account</b>                                  |                      |                      |        |                      |        |                   |          |                      |
| LAIF Construction Fund   | \$119,175,803        | \$119,175,803        | N/A    | \$119,175,803        |        | 0.68%             | N/A      | \$119,175,803        |
| CAMP Construction Fund   | 10,533,343           | 10,533,343           |        | 10,533,343           |        | 0.82%             | N/A      | 10,533,343           |
| Subtotal 2020B Construction Fund   | \$129,709,146        | \$129,709,146        |        | \$129,709,146        |        | 0.70%             |          | \$129,709,146        |
| <b>Total 2020B Construction Project Accts</b>                              | <b>\$129,709,146</b> | <b>\$129,709,146</b> |        | <b>\$129,709,146</b> |        | <b>0.695%</b>     |          | <b>\$129,709,146</b> |
| <b>CCRA Deposits Held by Member Agencies</b>                               |                      |                      |        |                      |        |                   |          |                      |
| City of Chino  | \$10,757,974         | \$10,757,974         | N/A    | \$10,757,974         |        | N/A               | N/A      | \$10,757,974         |
| City of Chino Hills  | 3,154,027            | 3,154,027            | N/A    | 3,154,027            |        | N/A               | N/A      | 3,154,027            |
| Cucamonga Valley Water District  | 13,291,082           | 13,291,082           | N/A    | 13,291,082           |        | N/A               | N/A      | 13,291,082           |
| City of Fontana  | 18,425,417           | 18,425,417           | N/A    | 18,425,417           |        | N/A               | N/A      | 18,425,417           |
| City of Montclair  | 1,812,295            | 1,812,295            | N/A    | 1,812,295            |        | N/A               | N/A      | 1,812,295            |
| City of Ontario  | 25,715,432           | 25,715,432           | N/A    | 25,715,432           |        | N/A               | N/A      | 25,715,432           |
| City of Upland   | 3,284,352            | 3,284,352            | N/A    | 3,284,352            |        | N/A               | N/A      | 3,284,352            |
| <i>Subtotal CCRA Deposits Held by Member Agencies**</i>                    | <i>\$76,440,579</i>  | <i>\$76,440,579</i>  |        | <i>\$76,440,579</i>  |        |                   |          | <i>\$76,440,579</i>  |
| <i>**Total reported as of April 2022 net of capital call receipts</i>      |                      |                      |        |                      |        |                   |          |                      |
| <b>CalPERS Deposits</b>  |                      |                      |        |                      |        |                   |          |                      |
| CERBT Account (OPEB)   | \$16,000,000         | \$16,000,000         | N/A    | \$21,198,642         |        | N/A               | N/A      | \$21,198,642         |
| Subtotal CalPERS Deposits  | \$16,000,000         | \$16,000,000         |        | \$21,198,642         |        |                   |          | \$21,198,642         |
| <b>Escrow Deposits</b>   |                      |                      |        |                      |        |                   |          |                      |
| Genesis Construction   | \$217,233            | \$217,233            | N/A    | \$217,233            |        | N/A               | N/A      | \$217,233            |
| W. M. Lyles Construction   | 6,123,538            | 6,123,538            | N/A    | 6,123,538            |        | N/A               | N/A      | 6,123,538            |
| Subtotal Escrow Deposits   | \$6,340,771          | \$6,340,771          |        | \$6,340,771          |        |                   |          | \$6,340,771          |
| <b>Total Restricted Deposits</b>   | <b>\$288,351,787</b> | <b>\$288,351,787</b> |        | <b>\$293,550,429</b> |        |                   |          | <b>\$293,550,429</b> |
| <b>Total Cash, Investments, and Restricted Deposits as of May 31, 2022</b> | <b>\$514,263,044</b> | <b>\$513,827,672</b> |        | <b>\$518,987,648</b> |        |                   |          | <b>\$515,021,083</b> |

**INLAND EMPIRE UTILITIES AGENCY**  
**Cash and Investment Summary**

Month Ended  
May 31, 2022

**Directed Investment Category**

CBB Repurchase (Sweep)  
LAIF - Unrestricted  
CAMP - Unrestricted  
Brokered Certificates of Deposit  
Medium Term Notes  
Municipal Bonds  
Supra-National Bonds  
US Treasury Notes  
U.S. Government Sponsored Entities

***Total Investment Portfolio***

***Investment Portfolio Rate of Return***

| <b>Amount Invested</b> | <b>Yield</b> |
|------------------------|--------------|
| \$26,902,880           | 0.100%       |
| 65,089,463             | 0.684%       |
| 17,572,062             | 0.820%       |
| 2,615,000              | 0.819%       |
| 16,022,625             | 1.943%       |
| 2,141,069              | 0.986%       |
| 1,669,047              | 0.520%       |
| 62,190,458             | 1.350%       |
| 29,065,763             | 1.003%       |
| <b>\$223,268,368</b>   |              |

**0.945%**

**Restricted/Transitory/Other Accounts**

CCRA Deposits Held by Member Agencies  
CalPERS OPEB (CERBT) Account  
CAMP Restricted Water Connection Reserve  
LAIF Restricted Insurance Reserve  
US Bank - 2017A Debt Service Accounts  
US Bank - 2020A Refunding Bond Accounts  
US Bank - 2020B Revenue Note Accounts  
US Bank - Pre-Investment Money Market Account  
LAIF Construction Account  
CAMP Construction Account  
Citizens Business Bank - Demand Account  
Citizens Business Bank - Workers' Compensation Account  
Citizens Business Bank - Payroll Account  
Other Accounts\*  
Escrow Account

***Total Restricted/Transitory/Other Accounts***

***Average Yield of Other Accounts***

| <b>Amount Invested</b> | <b>Yield</b> |
|------------------------|--------------|
| \$76,440,579           | N/A          |
| 21,198,642             | N/A          |
| 26,174,404             | 0.820%       |
| 6,561,677              | 0.684%       |
| 428                    | 0.000%       |
| 5,046,125              | 0.000%       |
| 22,078,657             | 0.820%       |
| 512,170                | 0.210%       |
| 119,175,803            | 0.684%       |
| 10,533,343             | 0.820%       |
| 1,611,198              | N/A          |
| 43,234                 | N/A          |
| 0                      | N/A          |
| 2,250                  | N/A          |
| 6,340,771              | N/A          |
| <b>\$295,719,281</b>   |              |

**0.707%**

**Total Agency Directed Deposits**

**\$518,987,648**

\*Petty Cash



**INLAND EMPIRE UTILITIES AGENCY**  
**Cash and Investment Summary**

Month Ended  
May 31, 2022

**May Purchases**

| No. | Date     | Transaction | Investment Security | Type          | Par Amount<br>Purchased | Investment<br>Yield to Maturity |
|-----|----------|-------------|---------------------|---------------|-------------------------|---------------------------------|
| 1   | 5/3/2022 | Purchase    | US Treasury         | Treasury Note | \$1,540,000             | 2.81%                           |
| 2   | 5/9/2022 | Purchase    | US Treasury         | Treasury Note | 1,190,000               | 2.84%                           |

***Total Purchases***

**\$ 2,730,000**

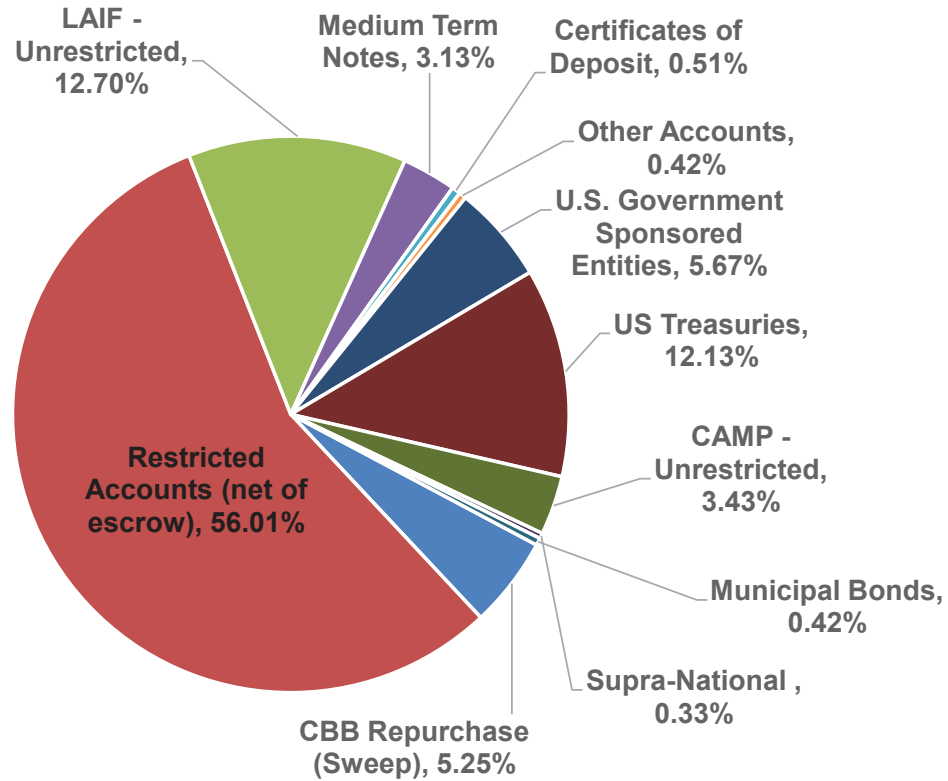
**May Investment Maturities, Calls & Sales**

| No. | Date      | Transaction | Investment Security | Type                   | Par Amount<br>Matured/Sold | Investment<br>Yield to Maturity |
|-----|-----------|-------------|---------------------|------------------------|----------------------------|---------------------------------|
| 1   | 5/10/2022 | Maturity    | PACCAR Financial    | Corporate Note         | \$930,000                  | 2.67%                           |
| 2   | 5/3/2022  | Sale        | US Treasury         | Treasury Note          | 690,000                    | 0.36%                           |
| 3   | 5/3/2022  | Sale        | DNB Bank ASA        | Certificate of Deposit | 715,000                    | 2.03%                           |

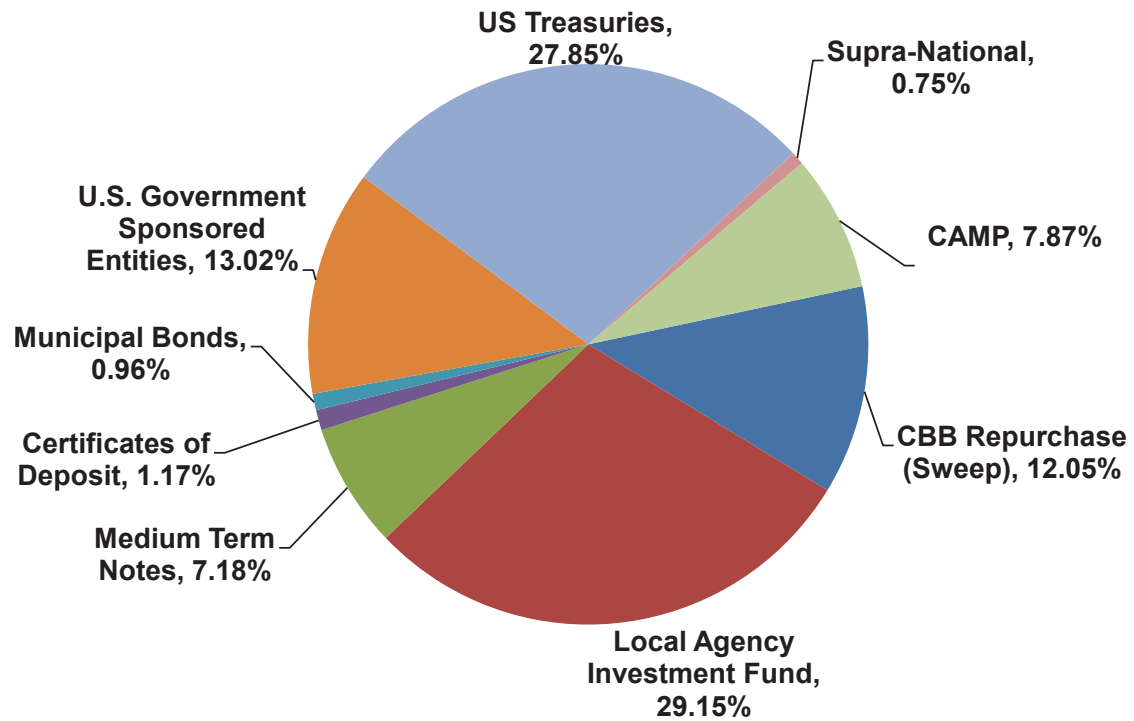
***Total Maturities, Calls & Sales***

**\$ 2,335,000**

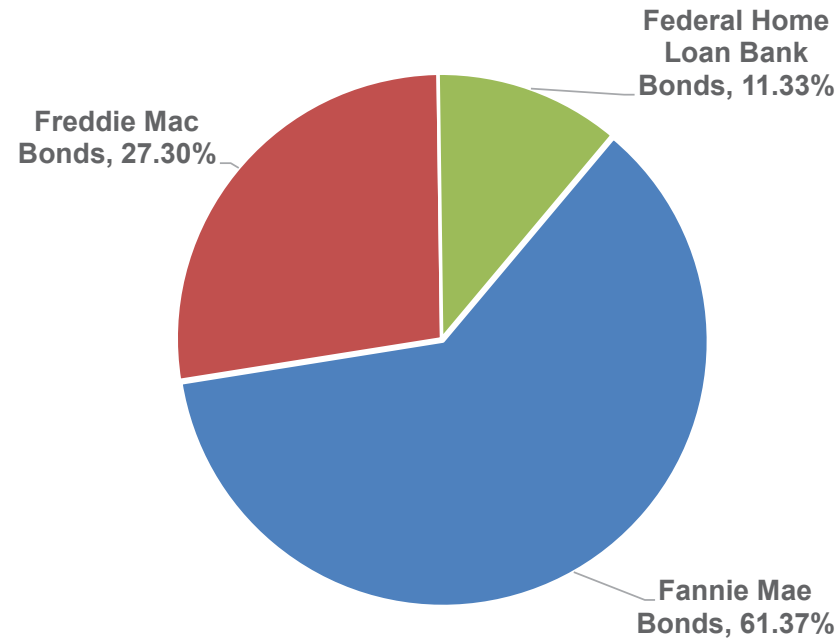
***Inland Empire Utilities Agency***  
**Treasurer's Report of Financial Affairs**  
Month Ended May 31, 2022  
Agency Investment Portfolio (Net of Escrow Accounts)  
**\$512,646,877**



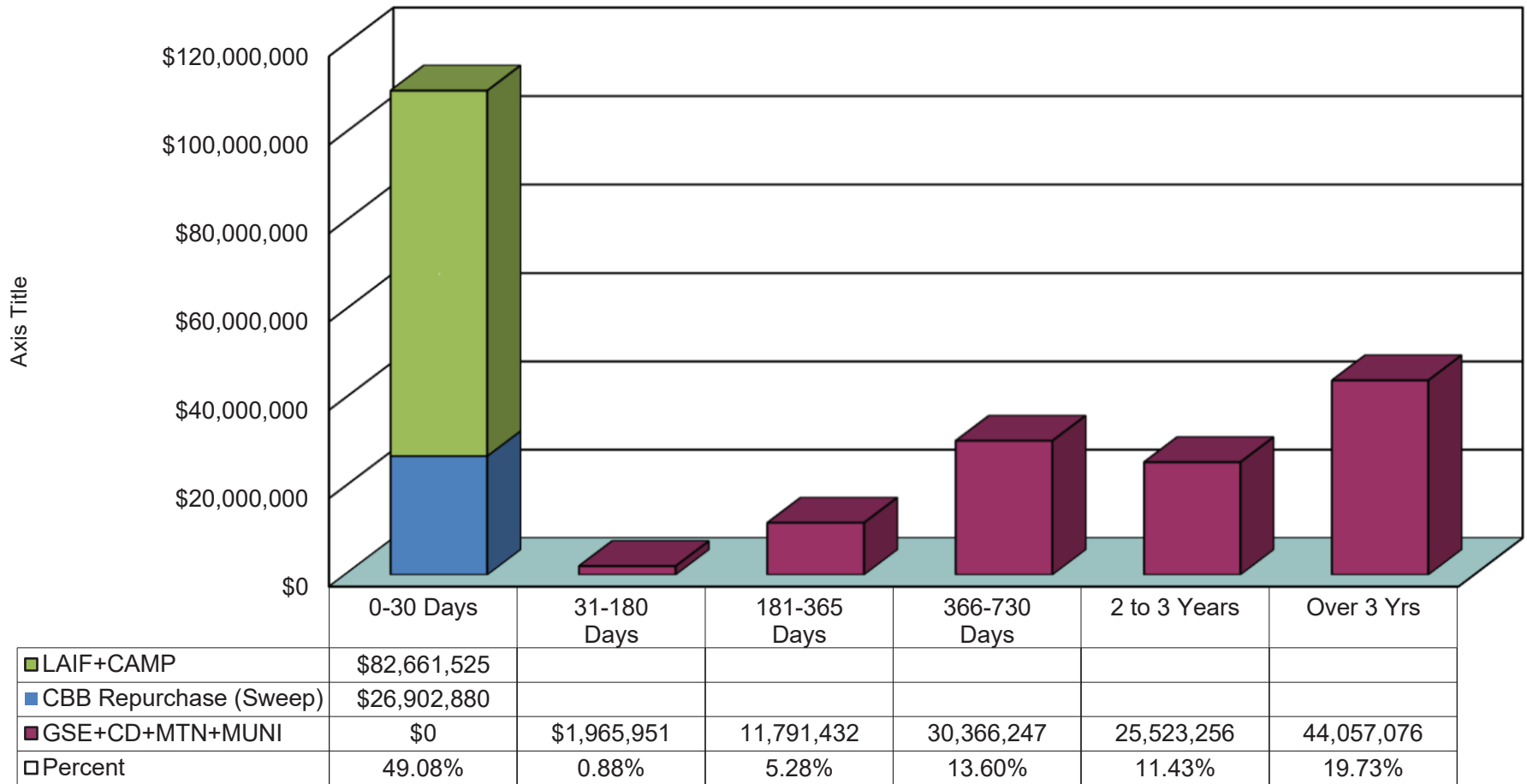
***Inland Empire Utilities Agency***  
**Treasurer's Report of Financial Affairs**  
Month Ended May 31, 2022  
Unrestricted Agency Investment Portfolio  
\$223,268,368



***Inland Empire Utilities Agency***  
**Treasurer's Report of Financial Affairs**  
Month Ended May 31, 2022  
U.S. Government Sponsored Entities Portfolio  
**\$29,065,763**



***Inland Empire Utilities Agency***  
**Treasurer's Report of Financial Affairs**  
**Month Ended May 31, 2022**  
***Agency Investment Portfolio Maturity Distribution (Unrestricted)***  
**\$223,268,368**



**Inland Empire Utilities Agency  
Treasurer's Report of Financial Affairs  
Month Ended May 31, 2022  
Agency Investment Portfolio Yield Comparison**

