



**AGENDA
MEETING OF THE
INLAND EMPIRE UTILITIES AGENCY*
BOARD OF DIRECTORS**

**WEDNESDAY, JANUARY 19, 2022
10:00 A.M.**

**VIEW THE MEETING LIVE ONLINE AT IEUA.ORG
TELEPHONE ACCESS: (415) 856-9169 / Conf Code: 885 499 122#**

PURSUANT TO AB361 AND RESOLUTION NO. 2022-1-1, ADOPTED BY THE IEUA BOARD OF DIRECTORS ON JANUARY 5, 2022, IEUA BOARD AND COMMITTEE MEETINGS WILL CONTINUE TO BE CONDUCTED THROUGH TELECONFERENCE IN AN EFFORT TO PROTECT PUBLIC HEALTH AND PREVENT THE SPREAD OF COVID-19. THERE WILL BE NO PUBLIC LOCATION AVAILABLE FOR ATTENDING THE MEETING IN PERSON.

The public may participate and provide public comment during the meeting by dialing into the number provided above. Comments may also be submitted by email to the Board Secretary/Office Manager Denise Garzaro at dgarzaro@ieua.org prior to the completion of the Public Comment section of the meeting. Comments will be distributed to the Board of Directors.

CALL TO ORDER OF THE INLAND EMPIRE UTILITIES AGENCY BOARD OF DIRECTORS MEETING

FLAG SALUTE

PUBLIC COMMENT

Members of the public may address the Board on any item that is within the jurisdiction of the Board; however, no action may be taken on any item not appearing on the agenda unless the action is otherwise authorized by Subdivision (b) of Section 54954.2 of the Government Code. Those persons wishing to address the Board on any matter, whether or not it appears on the agenda, are requested to email the Board Secretary/Office Manager prior to the public comment section or request to address the Board during the public comments section of the meeting. Comments will be limited to three minutes per speaker. Thank you.

ADDITIONS TO THE AGENDA

In accordance with Section 54954.2 of the Government Code (Brown Act), additions to the agenda require two-thirds vote of the legislative body, or, if less than two-thirds of the members are present, a unanimous vote of those members present, that there is a need to take immediate action and that the need for action came to the attention of the local agency subsequent to the agenda being posted.

*A Municipal Water District

NEW, PROMOTED AND RECLASSIFIED EMPLOYEE INTRODUCTIONS

1. CONSENT ITEMS

NOTICE: All matters listed under the Consent Calendar are considered to be routine and non-controversial and will be acted upon by the Board by one motion in the form listed below. There will be no separate discussion on these items prior to the time the Board votes unless any Board members, staff or the public requests specific items be discussed and/or removed from the Consent Calendar for separate action.

A. MINUTES

Approve minutes of the December 8, 2021 Board Meeting.

B. REPORT ON GENERAL DISBURSEMENTS (*Finance & Admin*)

Staff recommends that the Board approve the total disbursements for the month of November 2021 in the amount of \$27,506,616.66.

C. ADOPTION OF THE 2022 LEGISLATIVE POLICY PRINCIPLES
(*Community & Leg*)

Staff recommends that the Board adopt the 2022 Legislative Policy Principles.

**D. BRINE SEWER SYSTEM AND REGIONAL SEWER SYSTEM
MANHOLE UPGRADES CONSTRUCTION CONTRACT AWARD**
(*Eng/Ops/WR*)

Staff recommends that the Board:

1. Award a construction contract for the BSS Manhole Upgrades and RSS Manhole Upgrades, Project Nos. EN22014 and EN22015, to Genesis Construction Co., in the amount of \$367,777; and
2. Authorize the General Manager to execute the contract, subject to non-substantive changes.

**E. PHILADELPHIA FORCE MAIN IMPROVEMENTS CONSULTANT
CONTRACT AMENDMENT** (*Eng/Ops/WR*)

Staff recommends that the Board:

1. Approve a consultant contract amendment for the Philadelphia Force Main Improvements, Project No. EN23002, to GHD Inc., for the not-to-exceed amount of \$163,277, increasing the contract from \$1,262,002 to \$1,425,279 (11% increase); and
2. Authorize the General Manager to execute the consultant contract amendment, subject to non-substantive changes.

F. CONTRACT AMENDMENT FOR PURCHASE OF ADDITIONAL LASERFICHE LICENSES (*Finance & Admin*)

Staff recommends that the Board:

1. Approve the amendment to Contract Number 460002550, Annual Maintenance and Support Services for Licensed Laserfiche Software with Complete Paperless Solutions, for the purchase of 175 Participant licenses for the amount of \$57,086.31; and
2. Authorize the General Manager to execute the contract amendment.

G. APPROVAL OF THE CITY OF RIALTO COMPENSATION AGREEMENT (*Finance & Admin*)

Staff recommends that the Board:

1. Approve the Compensation Agreement, substantially in its final form, between the City of Rialto, IEUA, and other affected taxing entities for the sale of the Gateway Property by the Successor Agency to the Redevelopment Agency of the City of Rialto and the City of Rialto to NewMark Merrill Companies, Inc.; and
2. Authorize the General Manager, or his designee, to execute the final Compensation Agreement subject to non-substantive changes.

2. ACTION ITEMS

A. ADOPTION OF RESOLUTION NO. 2022-1-2, AUTHORIZING AGENCY-WIDE ORGANIZATIONAL MEMBERSHIP & AFFILIATIONS (*Community & Leg*)

Staff recommends that the Board:

1. Adopt Resolution No. 2022-1-2, authorizing the Agency-wide organizational memberships and affiliations for Fiscal Year 2022/23; and
2. Authorize the General Manager to approve all Agency-wide Membership fees that are \$5,000 or less.

B. ADOPTION OF RESOLUTION NO. 2022-1-3, AMENDING THE AGENCY'S SALARY SCHEDULE/MATRIX FOR ALL GROUPS

Staff recommends that the Board adopt Resolution No. 2022-1-3, amending the Agency's Salary Schedule/Matrix for all groups.

3. INFORMATION ITEMS

A. WATER STORAGE INVESTMENT PROGRAM/CHINO BASIN PROGRAM UPDATE (ORAL)

B. REDISTRICTING UPDATE (ORAL)

- C. CITY OF RIALTO PRINCIPLES OF AGREEMENT FOR EXTERNAL RECYCLED WATER SUPPLIES (WRITTEN/POWERPOINT)
(Eng/Ops/WR)
- D. ENGINEERING AND CONSTRUCTION MANAGEMENT PROJECT UPDATES (POWERPOINT) (Eng/Ops/WR)

RECEIVE AND FILE INFORMATION ITEMS

- E. STATE LEGISLATIVE REPORT AND MATRIX FROM WEST COAST ADVISORS (WRITTEN) (Community & Leg)
- F. FEDERAL LEGISLATIVE REPORT AND MATRIX FROM INNOVATIVE FEDERAL STRATEGIES (WRITTEN) (Community & Leg)
- G. PUBLIC OUTREACH AND COMMUNICATION (WRITTEN) (Community & Leg)
- H. OPERATIONS DIVISION QUARTERLY UPDATE (POWERPOINT)
(Eng/Ops/WR)
- I. RP-5 EXPANSION PROJECT UPDATE: JANUARY 2022 (POWERPOINT) (Eng/Ops/WR)
- J. 2ND QUARTER STRATEGIC PLANNING & RESOURCES UPDATE (POWERPOINT) (Eng/Ops/WR) (Finance & Admin)
- K. TREASURER'S REPORT OF FINANCIAL AFFAIRS (WRITTEN/POWERPOINT) (Finance & Admin)

4. AGENCY REPRESENTATIVES' REPORTS

- A. SANTA ANA WATERSHED PROJECT AUTHORITY REPORT (WRITTEN)
December 21, 2021 and January 18, 2022 SAWPA Commission meetings
- B. METROPOLITAN WATER DISTRICT OF SOUTHERN CALIFORNIA REPORT (WRITTEN)
December 14, 2021 and January 11, 2022 MWD Board meetings
- C. REGIONAL SEWERAGE PROGRAM POLICY COMMITTEE REPORT
The next Regional Sewerage Program Policy Committee meeting is February 3, 2022
- D. CHINO BASIN WATERMASTER REPORT
The next Chino Basin Watermaster Board meeting is January 27, 2022
- E. CHINO BASIN DESALTER AUTHORITY REPORT (WRITTEN)
January 13, 2022 CDA Board meeting
- F. INLAND EMPIRE REGIONAL COMPOSTING AUTHORITY REPORT
The next IERCA Board meeting is February 7, 2022

5. GENERAL MANAGER'S REPORT (WRITTEN)

6. BOARD OF DIRECTORS' REQUESTED FUTURE AGENDA ITEMS

7. DIRECTORS' COMMENTS

A. CONFERENCE REPORTS

This is the time and place for the Members of the Board to report on prescheduled Committee/District Representative Assignment meetings, which were held since the last regular Board meeting, and/or any other items of interest.

8. CLOSED SESSION

**A. PURSUANT TO GOVERNMENT CODE SECTION 54956.9(a) –
CONFERENCE WITH LEGAL COUNSEL – EXISTING LITIGATION**

1. Spicer vs. W.A. Rasic Construction, Case No. CIVDS 1711812

**B. PURSUANT TO GOVERNMENT CODE SECTION 54956.9(d)(2)(e)1
CONFERENCE WITH LEGAL COUNSEL - ANTICIPATED LITIGATION**

- One Case

**C. PURSUANT TO GOVERNMENT CODE SECTION 54957 – PUBLIC
EMPLOYEE DISCIPLINE/DISMISSAL/RELEASE**

**D. PURSUANT TO GOVERNMENT CODE SECTION 54957 – PUBLIC
EMPLOYEE PERFORMANCE EVALUATION**

1. General Manager
2. Board Secretary/Office Manager

ADJOURN

Declaration of Posting

I, Denise Garzaro, CMC, Board Secretary/Office Manager of the Inland Empire Utilities Agency*, a Municipal Water District, hereby certify that, per Government Code Section 54954.2, a copy of this agenda has been posted at the Agency's main office, 6075 Kimball Avenue, Building A, Chino, CA and on the Agency's website at www.ieua.org at least seventy-two (72) hours prior to the meeting date and time above.

In compliance with the Americans with Disabilities Act, if you need special assistance to participate in this meeting, please contact the Board Secretary at (909) 993-1736 or dgarzaro@ieua.org, 48 hours prior to the scheduled meeting so that IEUA can make reasonable arrangements to ensure accessibility.

**CONSENT
CALENDAR
ITEM**

1A



**MINUTES
SPECIAL MEETING OF THE
INLAND EMPIRE UTILITIES AGENCY*
BOARD OF DIRECTORS**

**WEDNESDAY, DECEMBER 8, 2021
9:30 A.M.**

DIRECTORS PRESENT:

Jasmin A. Hall, President

DIRECTORS PRESENT via Video/Teleconference:

Michael Camacho, Vice President
Steven J. Elie, Secretary/Treasurer
Marco Tule, Director
Paul Hofer, Director

STAFF PRESENT:

Shivaji Deshmukh, P.E., General Manager
Christiana Daisy, P.E., Deputy General Manager
Denise Garzaro, Board Secretary/Office Manager
Daniel Solorzano, Network Administrator

STAFF PRESENT via Video/Teleconference:

Kathy Besser, Executive Manager of External & Government Affairs/AGM
Javier Chagoyen-Lazaro, Acting Executive Manager of Finance & Administration/AGM
Josh Aguilar, Senior Engineer
Adham Almasri, Principal Engineer
Kevin Asprer, Associate Engineer
Deborah Berry, Manager of Accounting & Finance
Jerry Burke, Manager of Engineering
Andrea Carruthers, Manager of External Affairs
Pietro Cambiaso, Deputy Manager of Strategic Planning & Resources
Andy Campbell, Groundwater Recharge Coordinator/Hydrogeologist
Pierre Cayatte, Senior Engineer
Robert Delgado, Manager of Operations & Maintenance
Don Hamlett, Acting Deputy Manager of Integrated Systems Services
Elizabeth Hurst, Senior Environmental Resource Planner
Jennifer Hy-Luk, Acting Executive Assistant
Ryan Love, Deputy Manager of Operations
Jason Marseilles, Deputy Manager of Engineering
Lisa Morgan-Perales, Senior Water Resource Analyst
Kanes Pantayatiwong, Manager of Business Information Services
Cathleen Pieroni, Manager of Inter-Agency Relations
Jeanina Romero, Executive Assistant
James Simpson, Engineering Consultant
James Spears, Senior Engineer

Travis Sprague, Principal Engineer
Wilson To, Technology Specialist II
Alyssa Tocker, Office Assistant
Brian Wilson, Senior Engineer
Teresa Velarde, Manager of Internal Audit
Jamal Zughbi, P.E., Senior Engineer/Project Manager

OTHERS PRESENT via Video/Teleconference:

Jean Cihigoyenette, JC Law Firm
Nitin Patel, CliftonLarsenAllen
Travis Hickey, IEUA Audit Committee Advisor

A meeting of the Board of Directors of the Inland Empire Utilities Agency* was held at the office of the Agency, 6075 Kimball Avenue, Building A, Chino, California and via video/teleconference on the above date.

President Hall called the meeting to order at 9:30 a.m. Board Secretary/Office Manager Denise Garzaro took roll call and established a quorum.

PUBLIC COMMENT

There were no public comments.

ADDITIONS TO THE AGENDA

There were no changes/additions/deletions to the agenda.

NEW, PROMOTED AND RECLASSIFIED EMPLOYEE INTRODUCTIONS

The following staff members from the Operations Division were hired or reclassified:

- Steven Smith, Senior Associate Engineer – P.E., reclassified November 14, 2021, Groundwater Recharge
- Juan Zamorano, Electrical & Instrumentation Technician III, reclassified August 8, 2021, North Maintenance – RP1
- Omar Negrete, Compost Worker, hired November 30, 2021, Organics Management

The following staff member from the Technical Resources Division was hired:

- Twan Nguyen, Laboratory Scientist I, hired November 30, 2021, Laboratory

The Board of Directors welcomed Mr. Negrete and Mr. Nguyen to the IEUA team. The Board of Directors congratulated Mr. Smith and Mr. Zamorano on their reclassifications.

1. CONSENT ITEMS

A. MINUTES

B. REPORT ON GENERAL DISBURSEMENTS

- C. INTERNAL AUDIT DEPARTMENT CHARTER AND AUDIT COMMITTEE CHARTER
(Audit)
- D. ADOPTION OF RESOLUTION NO. 2021-12-1, MAKING CERTAIN FINDINGS AND DETERMINATIONS REGARDING SPECIAL RULES FOR CONDUCTING MEETINGS THROUGH TELECONFERENCE
- E. ADOPTION OF RESOLUTION NOS. 2021-12-2 AND 2021-12-3 FOR THE CARBON CANYON WATER RECYCLING FACILITY ASSET MANAGEMENT AND IMPROVEMENTS PROJECT STATE REVOLVING FUND APPLICATION
- F. ELECTRO-CHEMICAL DEVICES CHLORINE ANALYZERS STANDARDIZATION
- G. SOLE SOURCE PURCHASE OF RP-1 AND RP-2 DISTRIBUTED CONTROL SYSTEM UPGRADES
- H. SCADA ENTERPRISE SYSTEM CONSULTING ENGINEERING SERVICES CONTRACT AMENDMENT
- I. RP-5 HEADQUARTERS EMERGENCY GENERATOR LOAD BANK
- J. CHINO BASIN PROGRAM FEASIBILITY STUDY CONTRACT AMENDMENT

MOVED BY DIRECTOR ELIE, SECONDED BY
DIRECTOR HOFER, AGENDA ITEM NOS. 1A
THROUGH 1J APPROVED AS RECOMMENDED
BELOW, BY THE FOLLOWING VOTE:

Ayes: Camacho, Elie, Hall, Hofer, Tule
Noes: None
Absent: None

- Approved the minutes of the November 3, 2021 and November 17, 2021 Board Meetings.
- Approved the total disbursements for the month of October 2021, in the amount of \$21,147,707.10.
- Approved the Audit Committee Charter and the Internal Audit Department Charter; and directed staff to implement the charters.
- Adopted Resolution No. 2021-12-1, making certain findings and determinations regarding special rules for conducting meetings through teleconference.
- Adopted Resolution No. 2021-12-2, authorizing the General Manager or his designee to sign and file the Clean Water State Revolving Fund loan applications with the SWRCB for construction of the subject project; and adopted Resolution No. 2021-12-3, establishing IEUA's intention to pay for and be reimbursed for expenditures related to the construction of the subject project.

- Adopted a finding pursuant to Public Contract Code 3400(c) that the use of Electro-Chemical Devices (ECD) Chlorine Analyzers, specifically conditions: (2) to match existing product that is used across all treatment plants at IEUA; and (3) the chlorine analyzers are only available from ECD; and authorized the standardization selection and sole source procurement for future O&M and capital projects.
- Approved the sole source purchase for Foxboro DCS Upgrade equipment and services with Schneider Electric for a not-to-exceed amount of \$375,000; and authorized the General Manager to complete the sole source procurement.
- Approved a contract amendment for the SCADA Enterprise System, Project No. EN13016, to Eramosa International Inc., for a not-to-exceed amount of \$119,300, increasing the contract from \$1,580,699.81 to \$1,699,999.81 (a 7% increase); and authorized the General Manager to execute the contract amendment subject to non-substantive changes.
- Awarded a construction contract for the RP-5 Headquarters Emergency Generator Load Bank, Project No. EN22033, to Ferreira Construction, in the amount of \$108,035; and authorized the General Manager to execute the construction contract, subject to non-substantive changes.
- Approved a contract amendment with West Yost, Contract No. 4600002991, for the Chino Basin Program Feasibility Work in the amount of \$54,870, increasing the contract from \$246,640 to a not-to-exceed amount of \$301,510; and authorized the General Manager to execute the contract amendment, subject to non-substantive changes.

2. **ACTION ITEMS**

A. **CHINO BASIN PROGRAM PROFESSIONAL CONSULTING SERVICE CONTRACT AMENDMENT**

Senior Environmental Resource Planner Elizabeth Hurst provided the staff presentation.

MOVED BY DIRECTOR ELIE, SECONDED BY DIRECTOR TULE, THE BOARD AWARDED A PROFESSIONAL CONSULTING SERVICES CONTRACT AMENDMENT TO GEI CONSULTANTS, INC. IN THE AMOUNT OF \$1,330,000 FOR A TOTAL NOT-TO-EXCEED CONTRACT AMOUNT OF \$3,283,680; AND AUTHORIZED THE GENERAL MANAGER TO EXECUTE THE CONTRACT AMENDMENT, SUBJECT TO NON-SUBSTANTIVE CHANGES, BY THE FOLLOWING VOTE:

Ayes: Camacho, Elie, Hall, Hofer, Tule

Noes: None

Absent: None

B. IEUA FISCAL YEAR (FY) 2020/21 AUDITED ANNUAL COMPREHENSIVE FINANCIAL REPORT (Audit)

General Manager Shivaji Deshmukh stated that on December 6, 2021, the Audit Committee approved the Annual Comprehensive Financial Report for the fiscal year ended June 30, 2021 and recommended this item be added to the consent calendar.

MOVED BY DIRECTOR CAMACHO, SECONDED BY DIRECTOR ELIE, THE BOARD APPROVED THE ANNUAL COMPREHENSIVE FINANCIAL REPORT FOR FISCAL YEAR ENDED JUNE 30, 2021; DIRECTED STAFF TO DISTRIBUTE THE REPORT AS APPROPRIATE, TO THE VARIOUS FEDERAL, STATE, AND LOCAL AGENCIES, FINANCIAL INSTITUTIONS, BOND RATING AGENCIES, AND OTHER INTERESTED PARTIES; AND APPROVED INTER-FUND LOAN OF UP TO \$2,000,000 FROM THE RECYCLED WATER FUND TO SUPPORT THE RECHARGE MASTER PLAN UPDATE EXECUTION WHILE COMPLETING STATE REVOLVING FUND LOAN AGREEMENTS, BY THE FOLLOWING VOTE:

Ayes: Camacho, Elie, Hall, Hofer, Tule

Noes: None

Absent: None

C. ADOPTION OF RESOLUTION NO. 2021-12-5 RECOGNIZING THE STATE AND REGIONAL DROUGHT EMERGENCY AND ACTIVATING THE AGENCY'S WATER SHORTAGE CONTINGENCY PLAN AT LEVEL 2

Senior Engineer Josh Aguilar provided the staff presentation.

MOVED BY DIRECTOR ELIE, SECONDED BY DIRECTOR HOFER, THE BOARD ADOPTED RESOLUTION NO. 2021-12-5, RECOGNIZING THE STATE AND REGIONAL DROUGHT EMERGENCY; AND ACTIVATING THE AGENCY'S WATER SHORTAGE CONTINGENCY PLAN AT LEVEL 2, BY THE FOLLOWING VOTE:

Ayes: Camacho, Elie, Hall, Hofer, Tule

Noes: None

Absent: None

D. ELECTION OF OFFICERS

General Counsel Jean Cihigoyenatche explained the process for the Board's election of officers for the positions of President, Vice President, and Secretary/Treasurer of the Inland Empire Utilities Agency Board of Directors for one-year terms beginning January 1, 2022. He opened the floor for nominations for the position of President.

Director Tule nominated Director Elie for Board President.

Director Hofer nominated Director Hall for Board President.

Mr. Cihigoyenetché indicated that the vote would first be taken on the initial nomination.

DIRECTOR TULE NOMINATED DIRECTOR ELIE FOR PRESIDENT OF THE BOARD. THE BOARD APPROVED THE NOMINATION, ELECTING DIRECTOR ELIE AS PRESIDENT OF THE BOARD FOR A ONE-YEAR TERM BEGINNING JANUARY 1, 2022, BY THE FOLLOWING VOTE:

Ayes: Camacho, Elie, Tule

Noes: Hall, Hofer

Absent: None

General Counsel Cihigoyenetché opened the floor for nominations for the position of Vice President.

Director Tule nominated Director Hall for the position of Vice President. Director Hall declined the nomination.

Director Elie nominated Director Camacho for the position of Vice President.

Director Camacho accepted the nomination and requested that the remaining positions be voted on as a slate, with his nomination for Director Tule as Secretary/Treasurer.

General Counsel Cihigoyenetché opened the floor for nominations for the position of Secretary/Treasurer. Hearing only the slate, the Board voted on the recommended slate.

DIRECTOR ELIE NOMINATED DIRECTOR CAMACHO FOR VICE PRESIDENT. DIRECTOR CAMACHO NOMINATED DIRECTOR TULE FOR SECRETARY/TREASURER. THE BOARD APPROVED THE NOMINATIONS, ELECTING DIRECTOR CAMACHO AS VICE PRESIDENT AND DIRECTOR TULE AS SECRETARY/TREASURER OF THE BOARD FOR A ONE-YEAR TERM BEGINNING JANUARY 1, 2022, BY THE FOLLOWING VOTE:

Ayes: Camacho, Elie, Hofer, Tule

Noes: Hall

Absent: None

E. APPOINTMENT OF A DIRECTOR TO THE METROPOLITAN WATER DISTRICT OF SOUTHERN CALIFORNIA

General Manager Shivaji Deshmukh explained the Agency has one representative that serves on the Metropolitan Water District of Southern California Board of Directors. Appointment to the MWD Board requires a majority vote of the Board. The current MWD Director is Director Michael Camacho.

It is recommended that the Board review and consider its appointment of a director to serve on the Metropolitan Water District of Southern California Board by majority vote.

Director Elie nominated Director Camacho to serve as Director to the Metropolitan Water District of Southern California Board.

Director Hofer nominated Director Hall to serve as Director to the Metropolitan Water District of Southern California Board. Director Hofer's motion did not receive a second.

DIRECTOR ELIE NOMINATED DIRECTOR CAMACHO. THE MOTION WAS SECONDED BY DIRECTOR TULE. THE BOARD APPOINTED DIRECTOR CAMACHO TO SERVE AS DIRECTOR TO THE METROPOLITAN WATER DISTRICT OF SOUTHERN CALIFORNIA BOARD, BY THE FOLLOWING VOTE:

Ayes: Camacho, Elie, Tule

Noes: Hall, Hofer

Absent: None

F. ADOPTION OF RESOLUTION NO. 2021-12-4, APPOINTING AGENCY REPRESENTATIVE AND ALTERNATE REPRESENTATIVE TO THE SAWPA COMMISSION

General Manager Deshmukh explained the Santa Ana Watershed Project Authority's (SAWPA) Joint Powers Agreement requires the appointment of the member agency's commissioner be done by resolution of the member agency's governing body. This appointment is determined by the Board President with the concurring majority vote of the Board. The current SAWPA Commissioner is Director Jasmin Hall and Alternate Commissioner is Director Marco Tule. It is recommended that the Board adopt, by majority vote, Resolution No. 2021-12-4, appointing the Agency Representative and alternate representative to the Santa Ana Watershed Project Authority Commission.

Director Elie nominated Director Hall to serve as the agency representative and Director Tule to serve as alternate agency representative to the SAWPA Commission. Director Hall declined the nomination.

Director Elie nominated Director Tule to serve as the agency representative and Director Camacho to serve as an alternate agency representative to the SAWPA Commission.

MOVED BY DIRECTOR ELIE, SECONDED BY DIRECTOR CAMACHO, THE BOARD ADOPTED RESOLUTION NO. 2021-12-4, APPOINTING DIRECTOR TULE AS THE AGENCY REPRESENTATIVE TO THE SANTA ANA WATERSHED PROJECT AUTHORITY COMMISSION AND DIRECTOR CAMACHO AS THE ALTERNATE REPRESENTATIVE, BY THE FOLLOWING VOTE:

Ayes: Camacho, Elie, Hall, Hofer, Tule

Noes: None

Absent: None

G. APPOINTMENT OF A REPRESENTATIVE AND ALTERNATE REPRESENTATIVE FOR SAWPA PROJECT AGREEMENT 23 AND PROJECT AGREEMENT 24

General Manager Deshmukh explained that pursuant to the Santa Ana Watershed Project Authority's (SAWPA) Joint Powers Agreement, a Project Agreement (PA) member agency governing board is required to appoint a member of their governing Board of Directors or the General Manager as a representative and/or alternate to the Project Agreement Committees, PA 23 and PA 24. He indicated that the current representative is Director Jasmin Hall and he serves as the alternate representative.

MOVED BY DIRECTOR ELIE, SECONDED BY DIRECTOR CAMACHO, THE BOARD APPOINTED DIRECTOR TULE TO SERVE AS THE REPRESENTATIVE AND GENERAL MANAGER SHIVAJI DESHMUKH AS THE ALTERNATE REPRESENTATIVE ON THE SAWPA PA 23 AND SAWPA PA 24, BY THE FOLLOWING VOTE:

Ayes: Camacho, Elie, Hall, Hofer, Tule

Noes: None

Absent: None

3. INFORMATION ITEMS

A. REDISTRICTING MARKETING UPDATE

Executive Manager of External & Government Affairs/AGM Kathy Besser provided an update on the Agency's redistricting effort indicating that community meetings would begin in January and additional information would be presented to the Board at future Board meetings.

B. 2022 LEGISLATIVE POLICY PRINCIPLES

General Manager Deshmukh provided the staff presentation.

C. RECYCLED WATER GROUNDWATER RECHARGE UPDATE

Groundwater Recharge Coordinator/Hydrogeologist Andy Campbell provided the staff presentation.

D. FISCAL YEAR 2021/22 FIRST QUARTER BUDGET VARIANCE, PERFORMANCE GOAL UPDATES, AND BUDGET TRANSFERS

The Fiscal Year 2021/22 First Quarter Budget Variance, Performance Goal Updates, and Budget Transfers was received and filed by the Board of Directors.

E. RP-5 SOLIDS HANDLING FACILITY FUTURE USES EVALUATION UPDATE

Senior Engineer Jamal Zughbi provided the staff presentation.

F. ENGINEERING AND CONSTRUCTION MANAGEMENT PROJECT UPDATES

Manager of Engineering Jerry Burke provided an update on the following projects: Regional Force Main Improvements; RSS Haven Avenue Repairs; PLS Generator Control Panel Retrofit; and the Ely Basin Monitoring Well Replacement.

THE FOLLOWING ITEMS WERE RECEIVED AND FILED BY THE BOARD

G. STATE LEGISLATIVE REPORT AND MATRIX FROM WEST COAST ADVISORS

H. FEDERAL LEGISLATIVE REPORT AND MATRIX FROM INNOVATIVE FEDERAL STRATEGIES

I. PUBLIC OUTREACH AND COMMUNICATION

J. RP-5 EXPANSION PROJECT UPDATE: DECEMBER 2021

K. TREASURER'S REPORT OF FINANCIAL AFFAIRS

L. INTERNAL AUDIT DEPARTMENT QUARTERLY STATUS REPORT FOR DECEMBER 2021

M. ACCOUNTS PAYABLE OPERATIONAL AND INTERNAL CONTROL AUDIT REPORT – REVIEW OF PROCURE TO PAY PROCESSES FOR CHEMICALS

4. AGENCY REPRESENTATIVES' REPORTS

A. SANTA ANA WATERSHED PROJECT AUTHORITY REPORT

President Hall reported that at the December 7 Commission Meeting, the Commission authorized the General Manager to issue an RFP for Turf Removal/Drought-Tolerant Landscaping Services to support the Water Energy Community Action Network Project funded through the California Strategic Growth Council Transformative Climate Communities grant program.

President Hall reported that at the Project Agreement 24 Committee, the Committee received an informational report on the Sewer System Management Plan Internal Audit.

B. METROPOLITAN WATER DISTRICT OF SOUTHERN CALIFORNIA REPORT

General Manager Deshmukh reported that after having suspended the rate component known as the Water Stewardship Rate in MWD's 2021 and 2022 rates and charges, the MWD Board directed staff last month to incorporate the "100 percent Supply Alternative" as the demand management cost recovery method used in the rates and charges for 2023 and 2024 and likely beyond. This decision settles a portion of the longstanding legal dispute between SDCWA and MWD related to the cost that MWD charges to transport SDCWA's proprietary Colorado river water supplies via MWD's system.

C. REGIONAL SEWERAGE PROGRAM POLICY COMMITTEE REPORT

There was nothing to report.

D. CHINO BASIN WATERMASTER REPORT

Director Elie reported that at the November 18 meeting, the Watermaster Board approved the 2020/21 Assessment Package and 2020/21 Ground-Level Monitoring Committee Annual Report. The Watermaster Board also discussed several items, including the Safe Yield Reset Methodology Update, Dry Year Yield Program, and Hydraulic Control Mitigation Plan Update.

E. CHINO BASIN DESALTER AUTHORITY REPORT

Director Tule reported that at the December 2 meeting, the CDA Board conducted the election of officers and made committee assignments.

F. INLAND EMPIRE REGIONAL COMPOSTING AUTHORITY REPORT

There was nothing to report.

5. GENERAL MANAGER'S REPORT

General Manager Deshmukh stated that on December 7, 2021, staff concluded four months of discussions with the retail agencies about updating IEUA's Regional WUE program. There was unanimous support for a new business model that addresses outstanding equity issues, offers the retail agencies improved program selection flexibility, and preserves the integrity of a regional approach for promoting demand management within IEUA's existing revenue collections and budgeting authorities. A full report will be given to the Board in the next month or two.

General Manager Deshmukh noted that the results of the performance evaluation sample, a requirement for state accreditation, shows our process using the new instrument works for PFAS analysis by method 537.1. The Agency will start the application process with Environmental Laboratory Accreditation Program and hopefully be accredited by the Summer of 2022 to process compliance samples. In addition, we will be developing the setup for wastewater (effluents and influents) analysis.

6. BOARD OF DIRECTORS' REQUESTED FUTURE AGENDA ITEMS

There were no requested future agenda items.

7. DIRECTORS' COMMENTS AND CONFERENCE REPORTS

Director Tule stated that he attended the Seizing the Drought: Water Priorities for Our Changing Climate webinar on November 17 and the ACWA Fall Conference from November 30 through December 2. Director Tule noted that he would like to increase

access to the public to encourage a better understanding of what the Agency does and commented on the importance of rotating the Board officer positions.

Vice President Camacho stated that he attended ACWA Fall Conference in Pasadena from November 30 through December 2. Vice President Camacho thanked President Hall for her leadership throughout the past year.

Director Elie stated that he attended the ACWA Fall Conference in Pasadena from November 30 through December 2 and commented on the importance of meeting with others at these events. He thanked the Board for selecting him as President.

President Hall stated that she attended California Water Policy Conference on November 17; and the ACWA Fall Conference in Pasadena from November 30 through December 2.

8. CLOSED SESSION

The Board recessed to Closed Session at 11:12 a.m.:

**A. PURSUANT TO GOVERNMENT CODE SECTION 54956.9(d)(2)(e)1
CONFERENCE WITH LEGAL COUNSEL - ANTICIPATED LITIGATION**

One Case

The meeting resumed at 11:32 a.m., and General Counsel Jean Cihigoyenetché stated that the Board did not take any reportable action in Closed Session.

ADJOURNMENT

With no further business, President Hall adjourned the meeting in remembrance of former IEUA employee Janet Diggs at 11:32 a.m.

Marco Tule, Secretary/Treasurer

APPROVED: JANUARY 19, 2022

**CONSENT
CALENDAR
ITEM**

1B

Date: January 19, 2022

To: The Honorable Board of Directors

Committee: Finance & Administration

ADD

From: Shivaji Deshmukh, General Manager

01/12/22

Executive Contact: Javier Chagoyen-Lazaro, Acting Exec Manager of Finance & Admin/AGM

Subject: Report on General Disbursements

Executive Summary:

Total disbursements for the month of November 2021 were \$27,506,616.66. Disbursement activity included check payments of \$1,612,956.09 to vendors. There were no payments for worker's compensation related costs. Electronic payments included the Automated Clearing House (ACH) of \$13,001,823.60 and wire transfers (excluding payroll) of \$11,149,327.95. The total payroll was \$1,735,833.58 for employees and \$6,675.44 for the Board of Directors.

Staff's Recommendation:

Approve the total disbursements for the month of November 2021 in the amount of \$27,506,616.66.

Budget Impact Budgeted (Y/N): ☐ Amendment (Y/N): ☐ Amount for Requested Approval:

Account/Project Name:

Fiscal Impact (explain if not budgeted):

Prior Board Action:

On December 08, 2021 the Board of Directors approved the October 2021 Report on General Disbursements totaling \$21,147,707.10.

Environmental Determination:

Not Applicable

Business Goal:

The Report on General Disbursements is consistent with IEUA's Business Goal under Fiscal Responsibility, specifically safeguarding the Agency's fiscal health to effectively support short-term and long-term needs, while providing the best value for our customers.

Attachments:

Attachment 1 - Background

Attachment 2 - Details of General Disbursements

Attachment 3 - PowerPoint

Background

Subject: Report on General Disbursements

Table 1 summarizes the disbursements detailed in each of the six attachments affixed to this letter. Table 2 lists the disbursements in excess of an aggregated \$500,000 per vendor and is presented in largest to smallest dollar value.

Table 1: Disbursement Details

Attachment	Payment Type	Amount
2A	Vendor Checks	\$ 1,612,956.09
2B	Workers' Comp Checks	\$ 00.00
2C	Vendor ACHs	\$ 13,001,823.60
2D	Vendor Wires (excludes Payroll)	\$ 11,149,327.95
2E	Payroll-Net Pay-Directors	\$ 6,675.44
2F	Payroll-Net Pay-Employees	\$ 1,735,833.58
Total Disbursements		\$27,506,616.66

Table 2: Disbursements in Excess of \$500,000 per Vendor

Vendor	Amount	Description
WM LYLES COMPANY	\$ 7,168,173.23	Professional Svc's for EN17043 RP-4 Primary Clarifier Rehabilitation; EN17110-RP-4 Process Improvements; EN18006 RP-1 Flare Improvements; EN19001- RP-5 Expansion to 30 mgd; EN19006- RP-5 Biosolids Facility.
MWD	\$ 5,028,793.80	September 2021 Water Purchases
CALPERS	\$ 4,500,000.00	Retirement Unfunded Liability
INTERNAL REVENUE SERVICE	\$ 726,872.76	PP#22 & #23 Payroll Taxes; Dir PP# 11 Taxes
PERS	\$ 711,157.96	11/21 Health Ins / P/R 22, 23 Def Comp
SO CALIF EDISON	\$ 703,159.73	09/23/21 – 11/04/21 Electricity
CHARLES KING COMPANY, INC	\$ 650,536.38	Professional Svc's for EN20056- RSS Haven Avenue Repairs

Attachment 2A

Vendor Checks

Inland Empire Util.Agency
Chino, CA
Company code 1000

Check Register
CBB Disbursement Account -Nov 2021

12/27/2021 / 13:05:10
User: CCAMPBEL
Page: 1

Bank	CBB	CITIZENS BUSINESS BANK				ONTARIO CA 917610000
Bank Key	122234149					
Acct number	CHECK	231167641				
Check						
Check number from to	Payment	Pmnt date	Crcy	Amount paid (FC)	Recipient/void reason code	Enca./void
234665	2200118252	11/04/2021	USD	400.60	BOOT BARN INC IRVINE CA	11/15/2021
234666	2200118254	11/04/2021	USD	5,710.99	CINTAS CORPORATION ONTARIO CA	11/12/2021
234667	2200118259	11/04/2021	USD	1,393.37	CITY OF CHINO CHINO CA	11/10/2021
234668	2200118261	11/04/2021	USD	27.60	CUCAMONGA VALLEY WATER DISTRICT LOS ANGELES CA	11/10/2021
234669	2200118265	11/04/2021	USD	2,355.41	FIDELITY SECURITY LIFE INSURANCE CINCINNATI OH	11/15/2021
234670	2200118248	11/04/2021	USD	212.55	FLO SYSTEMS INC ANAHEIM HILLS CA	11/10/2021
234671	2200118262	11/04/2021	USD	1,395.98	FONTANA WATER COMPANY FONTANA CA	11/10/2021
234672	2200118251	11/04/2021	USD	3,140.00	INDUSTRIAL HEARING & PULMONARY UPLAND CA	11/15/2021
234673	2200118249	11/04/2021	USD	2,513.99	INLAND VALLEY DAILY BULLETIN COVINA CA	11/09/2021
234674	2200118260	11/04/2021	USD	1,353.94	ONTARIO MUNICIPAL UTILITIES CO ONTARIO CA	11/09/2021
234675	2200118256	11/04/2021	USD	4,281.87	ORACLE AMERICA INC SAN FRANCISCO CA	11/12/2021
234676	2200118263	11/04/2021	USD	205.38	PERS LONG TERM CARE PROGRAM PASADENA CA	11/12/2021
234677	2200118253	11/04/2021	USD	188.70	SKALAR INC BUFORD GA	11/15/2021
234678	2200118258	11/04/2021	USD	2,567.95	SOLAR TECHNOLOGY INC ALLENTOWN PA	11/09/2021
234679	2200118257	11/04/2021	USD	200.00	TECHNICAL ASSOCIATES OF CHARLOTTE NC	11/26/2021
234680	2200118255	11/04/2021	USD	27,106.03	U S BANK ST LOUIS MO	11/15/2021
234681	2200118264	11/04/2021	USD	25.00	WILCO LIFE INSURANCE COMPANY CHARLOTTE NC	11/23/2021
234682	2200118250	11/04/2021	USD	3,959.75	WM CORPORATE SERVICES INC LOS ANGELES CA	11/09/2021
234683	2200118291	11/08/2021	USD	827.88	CALIF DEPT OF TAX SACRAMENTO CA	11/22/2021
234684	2200118295	11/08/2021	USD	550.00	CHAMBERLAIN, ANNETTE CHINO HILLS CA	
234685	2200118290	11/08/2021	USD	9,727.56	DXP ENTERPRISES INC DALLAS TX	11/16/2021
234686	2200118294	11/08/2021	USD	3,755.47	FRONTIER COMMUNICATIONS CORP CINCINNATI OH	11/17/2021
234687	2200118287	11/08/2021	USD	1,980.00	PROJECT PARTNERS INC LAGUNA HILLS CA	11/18/2021
234688	2200118286	11/08/2021	USD	1,236.00	SAN BERNARDINO COUNTY SAN BERNARDINO CA	11/16/2021
234689	2200118288	11/08/2021	USD	390,156.10	SOUTHERN CALIF GAS COMPANY MONTEREY PARK CA	11/17/2021
234690	2200118293	11/08/2021	USD	474.55	VERIZON BUSINESS ALBANY NY	11/15/2021
234691	2200118285	11/08/2021	USD	1,584.60	VERIZON WIRELESS DALLAS TX	11/16/2021
234692	2200118292	11/08/2021	USD	3,656.25	WESTWATER RESEARCH LLC BOISE ID	11/17/2021
234693	2200118289	11/08/2021	USD	638.29	WORLDWIDE EXPRESS PASADENA CA	11/12/2021
234694	2200118335	11/11/2021	USD	2,387.34	AIRGAS WEST INC PASADENA CA	11/15/2021
234695	2200118340	11/11/2021	USD	188.02	AMERICAN HERITAGE LIFE INSURANCE DALLAS TX	11/18/2021
234696	2200118341	11/11/2021	USD	410.76	PERS LONG TERM CARE PROGRAM PASADENA CA	11/16/2021
234697	2200118338	11/11/2021	USD	94.41	QUADIENT LEASING USA INC MILFORD CT	11/19/2021
234698	2200118336	11/11/2021	USD	5,944.68	SOUTH COAST AQMD DIAMOND BAR CA	11/23/2021
234699	2200118339	11/11/2021	USD	11,833.16	UTILIQUEST LLC ALPHARETTA GA	11/24/2021
234700	2200118342	11/11/2021	USD	25.00	WILCO LIFE INSURANCE COMPANY CHARLOTTE NC	11/29/2021
234701	2200118337	11/11/2021	USD	36,915.98	ZONES CORPORATE SOLUTIONS SEATTLE WA	11/17/2021
234702	2200118374	11/15/2021	USD	193.95	SAM'S CLUB/ SYNCHRONY BANK ATLANTA GA	11/18/2021
234703	2200118373	11/15/2021	USD	2,066.00	SANTA ANA REGIONAL RIVERSIDE CA	12/10/2021
234704	2200118375	11/15/2021	USD	33,694.11	SMART INC DORVAL QC	11/26/2021
234705	2200118376	11/15/2021	USD	60,000.00	SOUTHWEST RESOURCE MANAGEMENT RIVERSIDE CA	
234706	2200118443	11/18/2021	USD	615.94	BOOT BARN INC IRVINE CA	11/24/2021
234707	2200118451	11/18/2021	USD	12,272.52	BURRTEC WASTE INDUSTRIES INC FONTANA CA	11/30/2021
234708	2200118447	11/18/2021	USD	650,536.38	CHARLES KING COMPANY INC SIGNAL HILL CA	11/24/2021

Inland Empire Util. Agency
Chino, CA
Company code 1000

Check Register
CBB Disbursement Account -Nov 2021

12/27/2021 / 13:05:10
User: CCAMPBEL
Page: 2

Bank	CBB	CITIZENS BUSINESS BANK			ONTARIO CA	917610000
Bank Key	122234149					
Acct number	CHECK	231167641				
Check						
Check number from to	Payment	Pmnt date	Crcy	Amount paid (FC)	Recipient/void reason code	Enca./void
234709	2200118445	11/18/2021	USD	11,295.92	CINTAS CORPORATION ONTARIO CA	11/24/2021
234710	2200118442	11/18/2021	USD	6,991.28	CINTAS FIRST AID & SAFETY LOCCINCINNATI OH	11/30/2021
234711	2200118440	11/18/2021	USD	288.34	FLW INC HUNTINGTON BEACH CA	11/24/2021
234712	2200118452	11/18/2021	USD	81.50	FRANCHISE TAX BOARD SACRAMENTO CA	12/02/2021
234713	2200118450	11/18/2021	USD	675.88	GK SOLUTIONS OF FLORIDA LLC OCALA FL	12/06/2021
234714	2200118441	11/18/2021	USD	222.79	HATCH DOOR SERVICE/ACADEMY DOOONTARIO CA	12/02/2021
234715	2200118449	11/18/2021	USD	35.71	IDEXX DISTRIBUTION INC WESTBROOK ME	11/26/2021
234716	2200118439	11/18/2021	USD	95.00	REM LOCK & KEY ONTARIO CA	11/29/2021
234717	2200118444	11/18/2021	USD	2,584.29	SIERRA INSTRUMENTS INC MONTEREY CA	11/24/2021
234718	2200118448	11/18/2021	USD	6,359.29	SUNBELT RENTALS INC ATLANTA GA	11/24/2021
234719	2200118446	11/18/2021	USD	23,866.51	U S BANK ST LOUIS MO	11/26/2021
234720	2200118481	11/22/2021	USD	20,897.67	BIG LEAGUE DREAMS CHINO HILLS CA	11/24/2021
234721	2200118485	11/22/2021	USD	2,457.22	FIDELITY SECURITY LIFE INSURANCINCINNATI OH	11/30/2021
234722	2200118482	11/22/2021	USD	4,991.34	FRONTIER COMMUNICATIONS CORP CINCINNATI OH	11/30/2021
234723	2200118483	11/22/2021	USD	517.53	PERS LONG TERM CARE PROGRAM PASADENA CA	11/30/2021
234724	2200118484	11/22/2021	USD	25.00	WILCO LIFE INSURANCE COMPANY CHARLOTTE NC	12/20/2021
234725	2200118528	11/23/2021	USD	30,504.51	BANK OF AMERICA, N.A. CHARLOTTE NC	11/30/2021
234726	2200118523	11/23/2021	USD	3,464.00	CALIF DEPT OF FISH AND WILDLIFSACRAMENTO CA	
234727	2200118530	11/23/2021	USD	367.85	CITY OF CHINO CHINO CA	12/01/2021
234728	2200118532	11/23/2021	USD	764.45	CUCAMONGA VALLEY WATER DISTRICTLOS ANGELES CA	11/30/2021
234729	2200118534	11/23/2021	USD	1,072.68	FRONTIER COMMUNICATIONS CORP CINCINNATI OH	12/03/2021
234730	2200118529	11/23/2021	USD	154,018.48	MDJ MANAGEMENT EL SEGUNDO CA	12/02/2021
234731	2200118531	11/23/2021	USD	6,288.95	ONTARIO MUNICIPAL UTILITIES COONTARIO CA	11/30/2021
234732	2200118527	11/23/2021	USD	250.00	QUADIENT FINANCE USA INC MILFORD CT	12/06/2021
234733	2200118533	11/23/2021	USD	474.79	VERIZON BUSINESS ALBANY NY	11/30/2021
234734	2200118525	11/23/2021	USD	289.13	VERIZON WIRELESS DALLAS TX	12/02/2021
234735	2200118524	11/23/2021	USD	4,681.62	WM CORPORATE SERVICES INC LOS ANGELES CA	11/29/2021
234736	2200118526	11/23/2021	USD	264.15	WORLDWIDE EXPRESS PASADENA CA	11/29/2021
234737	2200118557	11/24/2021	USD	288.77	AED SUPERSTORE WOODRUFF WI	11/30/2021
234738	2200118552	11/24/2021			voided by SHEATH - Printed incorrectly	11/29/2021
234739	2200118556	11/24/2021	USD	38.83	ATLAS COPCO USA HOLDINGS INC.FREMONT CA	12/16/2021
234740	2200118553	11/24/2021	USD	3,023.79	CINTAS CORPORATION ONTARIO CA	12/01/2021
234741	2200118554	11/24/2021	USD	6,867.50	CONCENTRA MEDICAL CENTERS RANCHO CUCAMONGA CA	12/01/2021
234742	2200118559	11/24/2021	USD	177.26	CUCAMONGA VALLEY WATER DISTRICTLOS ANGELES CA	
234743	2200118558	11/24/2021	USD	4,680.00	TOTAL COMPENSATION SYSTEMS WESTLAKE VILLAGE CA	11/30/2021
234744	2200118555	11/24/2021	USD	25,250.00	UTILIQUEST LLC ALPHARETTA GA	12/03/2021
* Payment method Check			USD	1,612,956.09		

Total of all entries

Check Register
CBB Disbursement Account -Nov 2021

12/27/2021 / 13:05:10
User: CCAMPBRL
Page: 3

Check number from to	Payment	Pmnt date	Crcy	Amount paid (FC)	Recipient/void reason code	Enca./void
**			USD	1,612,956.09		

Attachment 2B

Workers' Comp Checks

There were no Workers' Compensation Checks for November 2021.

The Agency's workers' compensation carrier, York Risk Services Group Inc. Sedgwick Claims Management Services, is undergoing a computer system conversion, and no checks were generated.

Attachment 2C

Vendor ACHs

Check	Payee / Description	Amount
ACH	AQUA BEN CORPORATION	
	RP1 750A 275 Gal. Tote 43411	23,592.94
	Hydrofloc 748E 43150	11,276.04
	748E 275 Gal. Tote 43410	4,510.42
		- - - - -
	AQUA BEN CORPORATION \$	39,379.40
ACH	CHARLES P CROWLEY CO	
	Inv-Bleach Mixer-5 HP 29011	18,417.14
		- - - - -
	CHARLES P CROWLEY CO \$	18,417.14
ACH	FISHER SCIENTIFIC	
	Trizma Pre-set Crystals 2121053	151.12
	WQLab-Strips-Chlorine 1830165	355.70
	WQLab-L-Ascorbic Acid CRY ACS 25G 0714622	76.54
	WQLab-Funnels-Sep Fep 0714601	761.58
	WQLab-Unvsl Slts,Hydrn Rfills,Alum Dshs,A 0018130	1,783.40
	WQLab-Acetone Pesticides Grade 4L 0431603	396.41
	WQLab-Chlrtes,Mercurys 0146885	296.46
	WQLab-Ammnm Actt ACS,Optma LC/MS Mthnl,W 0146886	256.57
	WQLab-Repetitive Dispensers 9883921	50.43
	WQLab-Cond Std 7849505	117.23
	WQLab-Tbs,Bffrs-Bl,Lbls,FrChlrns,Strp Ch 7445433	1,682.71
		- - - - -
	FISHER SCIENTIFIC \$	5,928.15
ACH	J L WINGERT CO	
	RP-5 BW flexFlo Pump 3016052	1,000.79
		- - - - -
	J L WINGERT CO \$	1,000.79
ACH	ROYAL INDUSTRIAL SOLUTIONS	
	Powerflex 700 6441-1034299	4,314.31
		- - - - -
	ROYAL INDUSTRIAL SOLUTIONS \$	4,314.31
ACH	WAXIE SANITARY SUPPLY	
	4 cs of 2Ply facial Tissue 80332735	68.44
		- - - - -
	WAXIE SANITARY SUPPLY \$	68.44
ACH	WEST VALLEY MOSQUITO AND	
	5/21 Midge Control F/Recharge 2677	23,469.92
		- - - - -
	WEST VALLEY MOSQUITO AND \$	23,469.92
ACH	FLUID COMPONENTS INTERNATIONAL	
	RP1Mnt-Recalibrate Insertion Air/Gas Flo 1140644	1,385.12
		- - - - -
	FLUID COMPONENTS INTERNATIONAL\$	1,385.12
ACH	DEZURIK INC	
	Switches and valve RPI/67014571	4,425.30
		- - - - -
	DEZURIK INC \$	4,425.30
ACH	CALIF WATER ENVIRONMENT ASSOC	

Check	Payee / Description	Amount
	Campbell,M-CWEA 2022 Certificate Renewal 374051 21/22	101.00
	CALIF WATER ENVIRONMENT ASSOC \$	101.00
ACH	MBC AQUATIC SCIENCES INC	
	Freshwater Flea Chronic Toxicity 30061	3,000.00
	Freshwater Flea Chronic Toxicity 30062	1,500.00
	Freshwater Flea Chronic Toxicity 30057	1,500.00
	MBC AQUATIC SCIENCES INC \$	6,000.00
ACH	NATIONAL INSTITUTE OF GOVERNME	
	Agency Annual Dues 447517	190.00
	NATIONAL INSTITUTE OF GOVERNME\$	190.00
ACH	AGILENT TECHNOLOGIES	
	WQLab-Acrolein and Acylonitrile 122069924	40.65
	WQLab-VOC Std,VOC Gas Std,4Mthyl2Pntnn,C 122058658	465.81
	WQLab-Poroshell HPH-C18.2 122052528	830.72
	AGILENT TECHNOLOGIES \$	1,337.18
ACH	ACCUSTANDARD INC	
	ICP- Standard Calibration 946839	173.68
	ACCUSTANDARD INC \$	173.68
ACH	MIDPOINT BEARING	
	USS-USP 1035574	478.24
	MIDPOINT BEARING \$	478.24
ACH	RED WING SHOE STORE	
	Emp Safety Shoe Purchase 192-1-111577	215.31
	Emp Safety Shoe Purchase 133-1-148621	198.79
	Emp Safety Shoe Purchase 133-1-148852	225.00
	Emp Safety Shoe Purchase 133-1-147527	218.18
	Emp Safety Shoe Purchase 133-2-53453	225.00
	Emp Safety Shoe Purchase 192-1-111642	100.00
	Emp Safety Shoe Purchase 957-1-71788	184.24
	Emp Safety Shoe Purchase 133-1-146785	193.94
	Emp Safety Shoe Purchase 133-1-149005	150.30
	Emp Safety Shoe Purchase 192-1-111158	195.74
	Emp Safety Shoe Purchase 133-1-149039	208.49
	RED WING SHOE STORE \$	2,114.99
ACH	O S T S INC	
	8/25/21 Confined Space Entry Training 55285	1,200.00
	Confined Space Entry Training 55319	1,200.00
	O S T S INC \$	2,400.00
ACH	STANTEC CONSULTING INC	
	Backup Generator Control Circuit Improve 1840107	20,356.09
	STANTEC CONSULTING INC \$	20,356.09

Check	Payee / Description	Amount
ACH	RSD	
	Tool Bag, Micromet Cartridge fltr, paint 55351674-00	354.43
	Refrigerant HFC Cylinder 55350885-00	414.19
		- - - - -
	RSD \$	768.62
ACH	OLIN CORP	
	TP1-4,742 Gals Sodium Hypochlorite 3000028607	4,618.71
	RP4 4,860 Gals Sodium Hypochlorite 3000025108	4,446.90
	TP1-4,796 Gals Sodium Hypochlorite 3000027558	4,671.30
	105004 Sodium Hypochlorite 3000004233	4,035.20
	4732 Gl Sodium Hypochlorite 2992502	4,187.82
	Sodium Hypochlorite 2998380	4,005.51
	4,918 Sodium Hypochlorite 2999315	4,091.78
	Sodium Hypochlorite 2999880	4,073.47
	TP1 4,680 Gals Sodium Hypochlorite 3000012825	4,141.80
	CCWRP-4,868 Gals Sodium Hypochlorite 3000011133	4,050.18
	TP1 4,800 Gals Sodium Hypochlorite 3000022886	4,675.20
	4,780 LB Sodium Hypochlorite 3000020206	4,673.25
	CCWW 4,914 Gals Sodium Hypochlorite 3000024569	4,496.31
	RP5 4,894 Gals Sodium Hypochlorite 3000025110	4,478.01
	Carbon Canyon-3,962 Gals Sodium Hypochlo 3000026290	3,858.99
	RP5-4,716 Gals Sodium Hypochlorite 3000026612	4,593.38
	Carbon Canyon-4,804 Gals Sodium Hypochlo 3000027174	4,395.66
	RP5-4,720 Gals Sodium Hypochlorite 3000028045	4,597.28
	Carbon Canyon 3,928 Gals Sodium Hypochl 3000029009	3,825.87
	RP-5 4,908 Gals Sodium Hypochlorite 3000022367	4,490.82
	CCWW 4,514 Gals Sodium Hypochlorite 3000023382	4,396.64
	4,922. Sodium Hypochlorite CCWW 3000021813	4,503.63
	3,974 LB Sodium Hypochlorite 3000020633	3,870.68
	4,966 LB Sodium Hypochlorite 3000019756	4,543.89
	4,732 LB Sodium Hypochlorite 3000019266	4,512.78
	RP5 4,894 Gals Sodium Hypochlorite 3000022887	4,478.01
	RP5-4,976 Gals. Sodium Hypochlorite 3000016928	4,553.04
	RP5- 47,730 Gals sodium Hypochlorite 3000016422	4,607.02
	RP1-1-4,824 Gals sodium Hypochlorite 3000015905	4,514.61
	CCWRP-3,890 Gals Sodium Hypochlorite 3000015651	3,788.86
	RP5- 4,956 Gals Sodium Hypochlorite 3000014721	4,534.74
	TP1 4,878 Gals Sodium Hypochlorite 3000029827	4,463.37
	RP4-4,790 Gals Sodium Hypochlorite 3000028043	4,665.46
	TP1 4,936 Gals Sodium Hypochlorite 3000029318	4,516.44
		- - - - -
	OLIN CORP \$	148,356.61
ACH	CALIFORNIA STRATEGIES LLC	
	9/21 Prof Svcs 092166	7,500.00
	7/21 Prof Svcs 072178	7,500.00
	8/21 Prof Svcs 082170	7,500.00
		- - - - -
	CALIFORNIA STRATEGIES LLC \$	22,500.00
ACH	JB'S POOLS & PONDS INC	
	10/21 Pond Maint Svc 2166761000	1,194.85
		- - - - -
	JB'S POOLS & PONDS INC \$	1,194.85
ACH	ALLIED UNIVERSAL SECURITY SERV	
	July 2021 Monthly Patrol Service 11436556	11,772.64
		- - - - -

Check	Payee / Description		Amount
	ALLIED UNIVERSAL SECURITY SERV\$		11,772.64
ACH	DAVID WHEELER'S PEST CONTROL I RP2 Rodent Control	58107	538.00
	DAVID WHEELER'S PEST CONTROL I\$		538.00
ACH	MICROAGE 3 PAR Support Renewal 11/21-10/22	2179098	2,033.65
	Cisco Ctalyst Network Module	2177666	343.17
	Cisco SMARInet Extended Srvs	2178346	537.73
	Cisco Catalyst	2177561	4,861.55
	MICROAGE	\$	7,776.10
ACH	BERLIN PACKAGING LLC Inv-Ratchet Caps w/Red Liner	23-0153931	734.82
	BERLIN PACKAGING LLC	\$	734.82
ACH	POWER ENGINEERING SERVICES INC EN22040 9/30/21 Electrical Hazard Assmt	11492	3,935.00
	EN22040 9/30/21 Arc Flash Study	11491	3,070.00
	POWER ENGINEERING SERVICES INC\$		7,005.00
ACH	ARCADIS U.S., INC. RP5 Professional Services	34256878	433,506.49
	ARCADIS U.S., INC.	\$	433,506.49
ACH	MANAGED MOBILE INC Repair Parts/Labor F/Veh 0715	IN00-0227967	562.92
	Repair Parts/Labor F/Veh 0802	IN00-0227000	469.52
	Repair Parts/Labor F/Veh 0810	IN00-0227002	522.96
	Repair Parts/Labor F/Veh 0817	IN00-0227004	316.42
	Repair Parts/Labor F/Veh 1401	IN00-0227005	435.97
	Repair Parts/Labor F/Veh 1817	IN00-0227006	464.72
	Repair Parts/Labor F/Veh 1916	IN00-0227007	602.80
	Repair Parts/Labor F/Veh 1601	IN00-0227014	813.80
	Repair Parts/Labor F/Veh 0809	IN00-0227107	547.32
	Repair Parts/Labor F/Veh 0802	IN00-0227854	834.38
	MANAGED MOBILE INC	\$	5,570.81
ACH	JC LAW FIRM 9/21 General Legal	01002	18,060.00
	9/21 Kaiser vs CBWCD (Ely Basin)	01000	7,890.00
	9/21 SAWPA	00997	660.00
	9/21 IEUA vs Spicer	00998	2,700.00
	9/21 Fontana vs ADO	00995	4,890.00
	9/21 Romero vs IEUA	01001	2,760.00
	9/21 Watermaster	00999	1,470.00
	9/21 Regional Contract	00996	3,570.00
	JC LAW FIRM	\$	42,000.00
ACH	MWH CONSTRUCTORS INC 4600002851 09/1-9/25 Proffesional Srvs	2021-30505777	24,344.49

Check	Payee / Description	Amount
	EN17041-19024-20065 Prof Srvs 2021-30505777	28,264.40
	MWH CONSTRUCTORS INC \$	52,608.89
ACH	STORETRIEVE LLC	
	9/2021 Crtn PickUp/Dlvry/Strg 0164544	281.32
	STORETRIEVE LLC \$	281.32
ACH	AMAZON BUSINESS	
	Carboy Strap 11KF-9X3N-VV9	32.28
	P10 Comet plastic /shot glass 1DP3-9VL7-49T	1,097.46
	5 Galon bukets with seal 11N3-NGG4-N46	182.48
	4 Mill Hose 1GH9-QHTN-FFG	688.38
	FcltyMgt-7 Full Length Standing Mirrors 1J7R-LT4T-P37	1,089.06
	EE&Cnst-Crucial Conversations Tools Book 1JVV-GRD3-1KF	157.20
	EE&Cnst-Concrete Inspector Reference,Gas 1FGC-467C-4D4	543.55
	EE&CM-Main Valve Key w/Curb Keys 1GM1-GVV6-FHY	200.40
	WQLab-Cards-Apprctn/Kndnss/Mtvtnl 1QYD-NKXR-D77	17.17
	RP1Mnt-T-Handles-Ball End/Hex Key/Jrnyymn 1WTN-14DJ-CYM	32.43
	RP5Ops-Crct Brkr Lckt Dvcs,Bio-Ntrlzr Dc 1WTN-14DJ-34K	1,626.93
	RP5Ops-Trdsfe lck Out Tgs,Rttng Gt Vlv L 1QYD-NKXR-HVV	208.88
	Lithium Batteries TL-5920-30 11KF-9X3N-1DK	826.02
	AMAZON BUSINESS \$	6,702.24
ACH	LA OPINION	
	PI-Wtr Cnsrvtn Ads-7/21/21 107290721	1,100.00
	PI-Wtr Cnsrvtn Ads-8/4,8/26 107290821	2,997.50
	PI-Wtr Cnsrvtn Ads-9/14,9/30 107290921	2,997.50
	LA OPINION \$	7,095.00
ACH	STAPLES CONTRACT & COMMERCIAL	
	Pouch,Calculator,Stapler,Binder 3489705699	118.17
	Kimtech Kimwipes Delicate 3483404875	292.54
	Sharpie, Pens 3484154376	66.28
	Jessica Sarmiento, Erik Cortez 3488187271	47.91
	Cups,Paper,Glasses,Dry Erase Cleaner,Not 3488187272	195.91
	Magnetic Whiteboard Eraser 3489167761	24.23
	Kimtech Kimwipes Delicate 3489167764	195.03
	Laminator,Pouch,Sheet Prot,Sharpie,Marke 3489167767	351.56
	STAPLES CONTRACT & COMMERCIAL \$	1,291.63
ACH	MULTIVISTA	
	EN19001 19001 RP-5 Prof. Srvs. 1823	3,507.36
	MULTIVISTA \$	3,507.36
ACH	ACT, A DIVISION OF CCI CHEMICA	
	8/21 Water Treatment Service 0370934-IN	445.00
	9/2021 Wtr Treatment Svc f/RP1,RP2,RP5,C 0373381-IN	445.00
	ACT, A DIVISION OF CCI CHEMICA\$	890.00
ACH	ADAM'S FALCONRY SERVICE LLC	
	9/2021 Bird Control Services 16332	1,820.00

Check		Payee / Description	Amount
		ADAM'S FALCONRY SERVICE LLC \$	1,820.00
ACH	BLUE RIBBON CORP	RP1 Water Test 31326	773.38
		BLUE RIBBON CORP \$	773.38
ACH	BENEFIT COORDINATORS CORPORATI	10/21 LTD,Agency Pd Life,Employee Pd Lif 9954	16,083.63
		BENEFIT COORDINATORS CORPORATI\$	16,083.63
ACH	IEUA EMPLOYEES' ASSOCIATION	P/R 22 11/5/21 Employee Ded HR 0101100	183.00
		IEUA EMPLOYEES' ASSOCIATION \$	183.00
ACH	IEUA SUPERVISORS UNION ASSOCIA	P/R 22 11/5/21 Employee Ded HR 0101100	315.00
		IEUA SUPERVISORS UNION ASSOCIA\$	315.00
ACH	IEUA GENERAL EMPLOYEES ASSOCIA	P/R 22 11/5/21 Employee Ded HR 0101100	981.60
		IEUA GENERAL EMPLOYEES ASSOCIA\$	981.60
ACH	INLAND EMPIRE UNITED WAY	P/R 22 11/5/21 Employee Ded HR 0101100	46.00
		INLAND EMPIRE UNITED WAY \$	46.00
ACH	WESTERN DENTAL PLAN	9/21 Agency Dental Plan 9/2021	2,151.25
		WESTERN DENTAL PLAN \$	2,151.25
ACH	PREFERRED BENEFIT INSURANCE	10/21 Agency Dental Plan EIA42069	18,467.20
		PREFERRED BENEFIT INSURANCE \$	18,467.20
ACH	IEUA PROFESSIONAL EMPLOYEES AS	P/R 22 11/5/21 Employee Ded HR 0101100	624.00
		IEUA PROFESSIONAL EMPLOYEES AS\$	624.00
ACH	COLONIAL LIFE & ACCIDENT INSUR	10/21 Disability,Cancer,Universal/Term L 7274194100195	229.57
		COLONIAL LIFE & ACCIDENT INSUR\$	229.57
ACH	WEX HEALTH INC	P/R 22 11/5/21 Cafeteria Plan HR 0101100	3,406.04
		WEX HEALTH INC \$	3,406.04
ACH	WEX HEALTH INC	September 2021 Admin Fees 0001407483-IN	228.00

Check		Payee / Description	Amount	
		WEX HEALTH INC	\$	228.00
ACH		CITY EMPLOYEES ASSOCIATES		
		P/R 22 11/5/21 Employee Ded	HR 0101100	352.50
		CITY EMPLOYEES ASSOCIATES	\$	352.50
ACH		CARL H TAYLOR III		
		P/R 22 11/5/21	HR 0101100	147.63
		CARL H TAYLOR III	\$	147.63
ACH		TAYLOR, YVONNE		
		ReimCert-Cert Admn Prof 2021-2024	32721157 2021	375.00
		TAYLOR, YVONNE	\$	375.00
ACH		NANGIA, SAPNA		
		ReimCert-CIA Certificate 04/2021	CIA-186513-TM	740.00
		NANGIA, SAPNA	\$	740.00
ACH		CHENG, IVAN		
		ReimCert-Wastewater Operator Cert Gr V 8 44564 08/2021		620.00
		CHENG, IVAN	\$	620.00
ACH		BREES, RODNEY		
		Payroll Corrective Offset PP2021-22 Stan PP2021-22 STN		131.00
		BREES, RODNEY	\$	131.00
ACH		CHICO, GABRIEL		
		Payroll Corrective Offset PP2021-22 Stan PP2021-22 STN		122.21
		CHICO, GABRIEL	\$	122.21
ACH		RODRIGUEZ, VICTOR		
		Payroll Corrective Offset PP2021-22 Stan PP2021-22 STN		981.85
		RODRIGUEZ, VICTOR	\$	981.85
ACH		SWEZEY, TOM		
		Payroll Corrective Offset PP2021-22 Stan PP2021-22 STN		132.82
		SWEZEY, TOM	\$	132.82
ACH		ARCHER, WILLIAM		
		Payroll Corrective Offset PP2021-22 Stan PP2021-22 STN		97.79
		ARCHER, WILLIAM	\$	97.79
ACH		RIPLEY, EDDY		
		Payroll Corrective Offset PP2021-22 Stan PP2021-22 STN		110.48
		RIPLEY, EDDY	\$	110.48
ACH		YBARRA, ANTHONY		

Check	Payee / Description	Amount
	Payroll Corrective Offset PP2021-22 Stan PP2021-22 STN	122.14
	YBARRA, ANTHONY	\$ 122.14
ACH	NG, ANDREW	
	Payroll Corrective Offset PP2021-22 Stan PP2021-22 STN	86.75
	NG, ANDREW	\$ 86.75
ACH	SIANPOUR, SIAMAK	
	Payroll Corrective Offset PP2021-22 Stan PP2021-22 STN	127.64
	SIANPOUR, SIAMAK	\$ 127.64
ACH	MENDO, FEDERICO SORDO	
	Payroll Corrective Offset PP2021-22 Stan PP2021-22 STN	124.77
	MENDO, FEDERICO SORDO	\$ 124.77
ACH	J L WINGERT CO	
	BW Flex Pro Pump 3015155	2,559.29
	J L WINGERT CO	\$ 2,559.29
ACH	SIGMA-ALDRICH INC	
	Lab-Demand WP 554496388	90.18
	SIGMA-ALDRICH INC	\$ 90.18
ACH	CAROLLO ENGINEERS	
	EN17043/EN17110/.03-6/21 Prof Svcs FB12490	14,859.45
	CAROLLO ENGINEERS	\$ 14,859.45
ACH	ROSEMOUNT INC	
	Inline Pressure Transmitter 71848590	1,908.35
	ROSEMOUNT INC	\$ 1,908.35
ACH	KIM'S MASTER AUTO REPAIR	
	Veh. 402 Gen. Repairs 042742	1,131.84
	0812 Window Replacement 042670	271.03
	#0413 Injector Replace 042535	817.88
	0813 Battery Replacement 042603	411.28
	0413 Key Out 042617	27.00
	Veh. 0609 Trailer Install 042704	120.00
	KIM'S MASTER AUTO REPAIR	\$ 2,779.03
ACH	SO CALIF EDISON	
	Trnr3&4-9/28-10/27 916 Archibald Ave 8001265279 10	58.82
	SnSvnRW-9/23-10/24 6000 Cherry Ave 8000141055 10	62.43
	CCWRP/TP-9/27-10/26 14950 Telephone Ave 8003543714 10	57.48
	SnSvn5PmpStn-9/29-10/28 13785 Banyan 8004022929 10	131.42
	RP1/RP5/8thStBsn-10/1-10/31 8865 Kimball 0389324092 10	72.10
	PrdDchlStn-9/29-10/28 34 Johnson-Pine 8000932049 10	695.46
	PrdLS-9/29-10/28 34 Johnson-Pine 8000032094 10	72.03
	1630WPmpStn-9/27-10/26 1530 6th St 8004881955 10	10,833.91
	CCWRP/TP/RWPS-9/27-10/26 14950 Telephone 8004814080 10	67,819.52

Check	Payee / Description	Amount
	8thStBsn-9/27-10/26 1180 8th St 8000035339 10 62.41	
	TrnrBsnRW-9/28-10/27 1063 Turner Ave 8004601423 10 21.45	
	SO CALIF EDISON \$ 79,887.03	
ACH	SHELL ENERGY NORTH AMERICA LP	
	RP1/RP2/RP5/CCWRP-9/1-9/30 Power Usage 202109 298,994.70	
	SHELL ENERGY NORTH AMERICA LP \$ 298,994.70	
ACH	BROWN AND CALDWELL	
	06/25-07/22 Proffesional Srvs. 12415418 15,379.54	
	BROWN AND CALDWELL \$ 15,379.54	
ACH	CHINO BASIN WATERMASTER	
	RW19002-TO3 Bal Funds Rtrnd To CBWM CBWM TO3 CRED 220,584.44	
	CHINO BASIN WATERMASTER \$ 220,584.44	
ACH	E H WACHS CO	
	Harness,Hose Clamp,Bushing,Keystock,Swit INV194878 571.80	
	RP1 Back Order From S153800 INV194990 65.39	
	10 Gallon Tank, Belt INV193094 1,302.57	
	E H WACHS CO \$ 1,939.76	
ACH	NRD, LLC	
	Lab-2 Wipe Tests for Radioactivity 2021B WIPE TE 100.00	
	NRD, LLC \$ 100.00	
ACH	POWER SYSTEMS SERVICES INC	
	Service Repair Brakers RP4 5661 40,218.83	
	POWER SYSTEMS SERVICES INC \$ 40,218.83	
ACH	SCHNEIDER ELECTRIC SYSTEMS USA	
	pH Sensors 94428334 2,152.55	
	8/14/21-11/13/21 IA/DCS Tech Support Svc 94430500 17,821.31	
	SCHNEIDER ELECTRIC SYSTEMS USA\$ 19,973.86	
ACH	INLAND EMPIRE REGIONAL	
	RP1-9/21 Biosolids 90030033 200,141.76	
	RP2-9/21 Biosolids 90030034 112,615.70	
	INLAND EMPIRE REGIONAL \$ 312,757.46	
ACH	DESERT PUMPS AND PARTS INC	
	Inv-Stators,Rotor 3763 3,932.68	
	DESERT PUMPS AND PARTS INC \$ 3,932.68	
ACH	GEI CONSULTANTS INC	
	PL19005-7/31-8/27 Prof Svcs 3097105 63,913.00	
	PLI19005-6/26-7/30 Prof. Srvs 3095436 43,129.50	
	GEI CONSULTANTS INC \$ 107,042.50	

Check		Payee / Description	Amount
ACH	ROGERS, PETER J	10/7/21 Policy Cmmtt Fee-Rogers,P	RPC-10/7/21 100.00
		ROGERS, PETER J	\$ 100.00
ACH	REED, RANDALL J	10/7/21 Policy Cmmtt Fee-Reed,R	RPC-10/7/21 100.00
		11/4/21 Policy Cmmtt Fee-Reed,R	RPC-11/4/21 100.00
		REED, RANDALL J	\$ 200.00
ACH	CALIFORNIA STRATEGIES LLC	10/21 Prof Svcs	102136 7,500.00
		CALIFORNIA STRATEGIES LLC	\$ 7,500.00
ACH	ULLOA, EUNICE M	10/7/21 Policy Cmmtt Fee-Ulloa,E	RPC-10/7/21 100.00
		11/4/21 Policy Cmmtt Fee-Ulloa,E	RPC-11/4/21 100.00
		ULLOA, EUNICE M	\$ 200.00
ACH	DORST-PORADA, DEBRA	10/7/21 Policy Cmmtt Fee-Dorst-Porada,D	RPC-10/7/21 100.00
		11/4/21 Policy Cmmtt Fee-Dorst-Porada,D	RPC-11/4/21 100.00
		DORST-PORADA, DEBRA	\$ 200.00
ACH	CONSERV CONSTRUCTION INC	WR21006-10/21 Prof Svcs - Lrg Lndscp Rtr 1754	15,327.20
		WR21025-10/2021 Prof Svcs-Tune-up Progra 1747	21,094.50
		WR22019/WR21019-10/2021 Prof Svcs-Smll S 1748	22,500.80
		CONSERV CONSTRUCTION INC	\$ 58,922.50
ACH	BENNETT, ARTHUR E	11/4/21 Policy Cmmtt Fee-Bennett,A	RPC-11/4/21 100.00
		BENNETT, ARTHUR E	\$ 100.00
ACH	CALIFORNIA WATER TECHNOLOGIES	Ferric Chloride Solution	40294 5,756.69
		CALIFORNIA WATER TECHNOLOGIES	\$ 5,756.69
ACH	SANDOVAL, JESUS L	10/7/21 Policy Cmmtt Fee-Sandoval,J	RPC-10/7/21 100.00
		11/4/21 Policy Cmmtt Fee-Sandoval,J	RPC-11/4/21 100.00
		SANDOVAL, JESUS L	\$ 200.00
ACH	FLOW N CONTROL INC	Submersible Wet Pit Pump	205639 6,287.21
		FLOW N CONTROL INC	\$ 6,287.21
ACH	INLAND EMPIRE WINDUSTRIAL CO	RP1 Niples	036568 01 910.33

Check	Payee / Description	Amount
	RP1- Nipples 036563 02 10.41	
	RP1 Nipples, Thr Bush Imp 036766 01 48.19	
	INLAND EMPIRE WINDUSTRIAL CO \$ 968.93	
ACH	LIBERTY LANDSCAPING INC	
	ChnCrkPrk-Rplc-Brkn Vlv,Slnd f/Vlv #2 100660 421.85	
	LIBERTY LANDSCAPING INC \$ 421.85	
ACH	FLEETISTICS	
	10/21 Late Fee f/Invoice 95382 96320 43.10	
	FLEETISTICS \$ 43.10	
ACH	DUTREY, JAVIER J	
	10/7/21 Policy Cmmtt Fee-Dutrey,J RPC-10/7/21 100.00	
	11/4/21 Policy Cmmtt Fee-Dutrey,J RPC-11/4/21 100.00	
	DUTREY, JAVIER J \$ 200.00	
ACH	VELTO, BILL	
	11/4/21 Policy Cmmtt Fee-Velto,B RPC-11/4/21 100.00	
	10/7/21 Policy Cmmtt Fee-Velto,B RPC-10/7/21 100.00	
	VELTO, BILL \$ 200.00	
ACH	WESTERN DENTAL PLAN	
	10/21 Agency Dental Plan 10/2021 2,151.25	
	WESTERN DENTAL PLAN \$ 2,151.25	
ACH	LEGALSHIELD	
	10/21 Employee Prepaid Legal Services 10/21 179.40	
	LEGALSHIELD \$ 179.40	
ACH	SOUTHWEST ALARM SERVICE	
	8/11/21 RP5 Fire Alarm System 074490 3,989.66	
	RP1 Agency-Wide Add/Delete Codes 074777 1,008.40	
	SOUTHWEST ALARM SERVICE \$ 4,998.06	
ACH	WAXIE SANITARY SUPPLY	
	Seat CvrS Foam Antib. Insect spray, Wind 80371054 558.76	
	Mic Steel Gray 80378864 134.83	
	WAXIE SANITARY SUPPLY \$ 693.59	
ACH	CAROLLO ENGINEERS	
	EN17110 Prof. Servs. 0721 FB13486 20,338.80	
	NRW System Cost of Service Study FB15107 5,450.25	
	IEUA WW and One Water Conn Fee Study 201 FB15116 6,706.80	
	EN24001-EN24002 Professional Servs. 6- FB12815 26,360.85	
	CAROLLO ENGINEERS \$ 58,856.70	
ACH	TOM DODSON & ASSOCIATES	
	4600002931 Sept. Prof. Servs. IE353 21-4R 18,639.48	

Check		Payee / Description	Amount
		TOM DODSON & ASSOCIATES	\$ 18,639.48
ACH	RESTEK CORP		
	Drilled Uniliners	CD50195520	1,695.21
	RESTEK CORP	\$	1,695.21
ACH	PFM FINANCIAL ADVISORS LLC		
	1/1/21-6/30/21 General Financial Advisor 116286		4,762.50
	PFM FINANCIAL ADVISORS LLC	\$	4,762.50
ACH	RSD		
	Pleated Filters	55352433-00	850.28
	Foaming Condenser Cleaner, Poly Sprayer	55351058-00	472.34
	1 Gal alkaline Coil Clnr.	55351836-00	69.11
	Pleated Filter, Contact Cleaner, Coil Clnr	55352690-00	253.06
	Pleated Filter	55352707-00	64.40
	Control Module	55352706-00	293.22
	Cylinder Recovery chrgs Refrigerant	55351239-00	609.19
	RSD	\$	2,611.60
ACH	OLIN CORP		
	RP4 4,700 Gals Sodium Hypochlorite	3000032426	4,577.80
	TP1 4,826 Gals Sodium Hypochlorite	3000032425	4,415.79
	TP1 4,876 Gals Sodium Hypochlorite	3000032076	4,461.54
	TP1 4,704 Gals Sodium Hypochlorite	3000030930	4,581.70
	RP4 4,766 Gals Sodium Hypochlorite	3000030929	4,642.08
	Carbon Canyon 4,846 Gals Sodium Hypochlo	3000030352	4,434.09
	RP5 4,912 Gals Sodium Hypochlorite	3000030353	4,494.48
	RP5 4,944 Gals Sodium Hypochlorite	3000030931	4,523.76
	Carbon Canyon 3,954 Gals Sodium Hypochlo	3000031395	3,851.20
	TP1 4,782 Gals Sodium Hypochlorite	3000030351	4,657.67
	OLIN CORP	\$	44,640.11
ACH	PFM ASSET MANAGEMENT LLC		
	9/1-9/30 Investment Portfolio Mgmt	SMA-M0921-261	7,201.15
	PFM ASSET MANAGEMENT LLC	\$	7,201.15
ACH	SOUTHWEST VALVE & EQUIPMENT		
	AG Plug valve	7813	1,694.45
	SOUTHWEST VALVE & EQUIPMENT	\$	1,694.45
ACH	CARRIER CORPORATION		
	RP5-09/01-09/30 Service Agreement	90145926	733.00
	RP1/RP4 North 1/1/20-12/31/20 Service Ag	90153688	10,514.00
	CARRIER CORPORATION	\$	11,247.00
ACH	DAVID WHEELER'S PEST CONTROL I		
	Inspection All Facilities	57318	524.00
	RP5-Montly Pest CBP Office Trailer	57279	524.00
	DAVID WHEELER'S PEST CONTROL I	\$	1,048.00

Check Payee / Description	Amount
---------------------------	--------

ACH	EUROFINS EATON ANALYTICAL LLC		
	9/27/21 Water Sample Analysis	L0595808	300.00
	8/25/21 Water Sample Analysis	L0596297	1,530.00
	6/22/2021 Water Sample Analysis	L0577572	475.00
	06/09 water Sample Analysis	L0578050	275.00
	06/29 water Sample Analysis	L0578411	550.00
	07/06 water Sample Analysis	L0581033	550.00
	07/13 water Sample Analysis	L0581373	550.00
	07/14 water Sample Analysis	L0582775	1,500.00
	07-27 Water Sampler analysis	L0583944	150.00
	07-27 Water Sampler analysis	L0584556	400.00
	EnvrnCom RP 08/03 Water Sampler	L0585592	550.00
	EnvrnCom RP1 8/03 Water Sampler	L0585847	550.00
	08/2021 Water Sample analysis	L0588367	1,855.00
	Danco Metal surfacing Sampled	L0588371	35.00
	EnvrnComRP1-8/05/21 Water Samples	L0588677	1,655.00
	10/5/21 Water Sample Analysis	L0595813	550.00
	9/28/21 Recycle Water from RP-1/RP-4	L0595810	100.00
	EnvrnComRP1-8/16/21 Water Sample Analysis	L0590473	1,655.00
	09/08/21 Water Sample Analysis	L0590680	1,655.00
	09/07/21 Water Sample Analysis	L0591544	550.00
	8/25/2021 Water Sample Analysis	L0592707	125.00
	8/18/21 Water Sample Analysis	L0592732	2,830.00
	8/18/21 Water Sample Analysis	L0592733	2,730.00
	9/16/21 Water Sample Analysis	L0593028	175.00
	8/24/21 Water Sample Analysis	L0593279	1,655.00
	RP1/RP4 Qrtly GW Recharge Recycle	L0594320	175.00
	RP1/RP4 Weekly Monitoring	L0594695	550.00
	RP1/RP4 Weekly Monitoring	L0593737	550.00
	8/30/21 Water Sample Analysis	L0595281	1,655.00
	8/30/21 Water Sample Analysis	L0595284	1,655.00
	9/7/21 Water Sample Analysis	L0595287	1,655.00
			- - - - -
	EUROFINS EATON ANALYTICAL LLC \$		29,190.00

ACH	THERMO ELECTRON NORTH AMERICA		
	KOH Cartridge, Analytica/Guard Column	9021163411	4,144.15
			- - - - -
	THERMO ELECTRON NORTH AMERICA \$		4,144.15

ACH	V3IT CONSULTING INC		
	September 2021 WorkOrder Enhancement SR	V3IT2021IEUA1	4,374.50
	SAP BASIS September 2021 Support	V3IT2021IEUA1	6,184.00
	SAP BASIS August 2021 Support	V3IT2021IEUA0	6,184.00
	SAP BASIS July 2021 Support	V3IT2021IEUA0	6,184.00
	SAP July 2021 Support	V3IT2021IEUA1	212.00
			- - - - -
	V3IT CONSULTING INC \$		23,138.50

ACH	WATER RESOURCES PLANNING		
	PL20002-8/28/21-10/13/21 Prof Svcs	493	700.00
			- - - - -
	WATER RESOURCES PLANNING \$		700.00

ACH	MANAGED MOBILE INC		
	Repair Parts/Labor F/Veh 1914	IN00-0228525	486.72
	Repair Parts/Labor F/Veh 1822	IN00-0228984	450.61
	Repair Parts/Labor F/Veh 1808	IN00-0228983	464.94

Check	Payee / Description	Amount
	Repair Parts/Labor F/Veh 1814	IN00-0228981 437.40
	Repair Parts/Labor F/Veh 2002	IN00-0228930 235.38
	Repair Parts/Labor F/Veh 2001	IN00-0228929 238.10
	Repair Parts/Labor F/Veh 1203	IN00-0228928 1,094.84
	Repair Parts/Labor F/Veh 1501	IN00-0228664 377.15
	Repair Parts/Labor F/Veh 1803	IN00-0228663 444.64
	Repair Parts/Labor F/Veh 0612	IN00-0228550 453.01
	Repair Parts/Labor F/Veh 0701	IN00-0228551 415.05
	Repair Parts/Labor F/Veh 1503	IN00-0228606 406.61
	Repair Parts/Labor F/Veh 1802	IN00-0228607 465.27
	Repair Parts/Labor F/Veh 1812	IN00-0228608 465.18
	Repair Parts/Labor F/Veh 1503	IN00-0228648 964.52
	Repair Parts/Labor F/Veh 0417	IN00-0228656 442.89
	Repair Parts/Labor F/Veh 1504	IN00-0228658 369.07
	Repair Parts/Labor F/Veh 1811	IN00-0228659 435.85
	Repair Parts/Labor F/Veh 1918	IN00-0228662 328.62
	Repair Parts/Labor F/Veh 1909	IN00-0228661 353.00
	BIT Safety Inspection 1601	IN00-0228527 212.38
	Repair Parts/Labor F/Veh 1908	IN00-0228523 382.86
	Repair Parts/Labor F/Veh 1800	IN00-0228520 360.55
	Repair Parts/Labor F/Veh 0609	IN00-0228532 463.89
	Repair Parts/Labor F/Veh 0401	IN00-0228534 401.48
	Repair Parts/Labor F/Veh 0402	IN00-0228537 357.32
	Repair Parts/Labor F/Veh 0414	IN00-0228540 447.18
	Repair Parts/Labor F/Veh 0419	IN00-0228542 459.12
	Repair Parts/Labor F/Veh 1705	IN00-0228517 377.89
	Repair Parts/Labor F/Veh 1704	IN00-0228516 377.97
	Repair Parts/Labor F/Veh 0603	IN00-0228543 450.75
	Repair Parts/Labor f/Veh 0413	IN00-0228654 426.08
	Repair Parts/Labor F/Veh 0700	IN00-0228188 939.04
	BIT Safety Inspection	IN00-0228189 291.13
	BIT Safety Inspection	IN00-0228192 344.77
	Repair Parts/Labor F/Veh 1703	IN00-0228515 326.80
	Repair Parts/Labor F/Veh 1702	IN00-0228514 321.27
	Repair Parts/Labor F/Veh VQUI8908	IN00-0228195 793.44
	Repair Parts/Labor F/Veh 0703	IN00-0228513 408.01
		- - - - -
	MANAGED MOBILE INC	\$ 17,470.78
ACH	WALLACE & ASSOCIATES CONSULTIN	
	EN19025-006,0008,0040,0056-21049-2 Prof	21-02-IEUA-AD 12,516.00
	EN230221-7/01-08/01 Prof Srvs	21-01-IEUA-AD 2,856.00
		- - - - -
	WALLACE & ASSOCIATES CONSULTIN\$	15,372.00
ACH	SO CALIF EDISON	
	RP1StLts-10/1-10/31 34 Phila	8000340637 10 23.85
	OntLS-10/5-11/2 2525 Riverside Dr	8001610323 10 34.66
	RP5/TP5/HQA/B-9/29-10/28 6075 Kimball Av	8002326317 10 135,461.15
	RP1-9/3-10/5 2450 Phila St	8000032453 9/ 250,105.44
	RP1-10/1-10/31 2450 Phila St	8000389509 10 112.98
	DclzBsn-10/4-11/1 13978 Phila	8002283946 10 98.41
	RP2MntLnchRm-10/1-10/31 16400 El Prado R	8000703247 10 263.84
	CllgHgts/LwrDy/RP3Bsn/TrnrBsn1-9/29-10/2	0297941406 10 375.31
	RP2MntLnchRm-10/1-10/31 16400 El Prado R	8005078295 10 13,689.33
		- - - - -
	SO CALIF EDISON	\$ 400,164.97
ACH	IEUA EMPLOYEES' ASSOCIATION	

Check	Payee / Description	Amount
	P/R DIR 11 11/12/21 Employee Ded HR 0101200	12.00
	IEUA EMPLOYEES' ASSOCIATION \$	12.00
ACH	HOME DEPOT CREDIT SERVICES	
	Home Depot Purchase Returned Items 2111664	196.37-
	GWR Items 1255130	32.29
	GWR Items 1512748	121.21
	RW Items 5063470	47.75
	Home Depot Purchase 8534137	120.36
	Home Depot Purchase 8611777	8.05
	RW Items 1510709	200.90
	RW Items 9974239	279.07
	Home Depot Purchase Returned Items 1111684	13.64-
	Home Depot Purchase Returned Items 1255129	43.07-
	HOME DEPOT CREDIT SERVICES \$	556.55
ACH	ROYAL INDUSTRIAL SOLUTIONS	
	Circuit Breaker 6441-1034545	860.62
	FBGL W/M ENCL, Panel Only 6441-1029797	2,260.70
	ROYAL INDUSTRIAL SOLUTIONS \$	3,121.32
ACH	SOUTHWEST ALARM SERVICE	
	11/21 Agency-Wide Monthly Monitoring Ser 075186	4,852.00
	RP5 Office Trlr 10/21 Monthly Monitoring 075055	50.00
	RP1 Gate Transmitters 075064	2,085.25
	SOUTHWEST ALARM SERVICE \$	6,987.25
ACH	WAXIE SANITARY SUPPLY	
	Dixie Lid, Dixie Perfect touch 80397349	86.21
	Seat Cvr's Tissue, Glass Spray, Shop Rags, 80393880	1,925.34
	WAXIE SANITARY SUPPLY \$	2,011.55
ACH	PETE'S ROAD SERVICE	
	Flat Tire Repair Veh 1903 534130-00	124.04
	Flat Tire Repair Veh #1301 533456-00	416.92
	PETE'S ROAD SERVICE \$	540.96
ACH	GRAINGER INC	
	RP1 Power Cord 9069467208	36.85
	RP1 Sleeves, File Set, Screw Clmps, Maring 9069666171	387.02
	RP1 Float Valve 9069666213	56.14
	RP1 SS Ball Valve, Bulkhead Union 9069688191	397.92
	RP1 Drain Valve, Elbow, Tee, Male Connector 9068977322	483.73
	Brm, Paint, Clnr, Tape, Hose Clmp, Ear Plgs, W 9060233476	1,602.06
	RP1 90 Elbow 9064801807	109.79
	RP1 Danger Tag, Smoke Candles 9066318388	1,093.68
	RP1 Duster 9068977314	28.55
	RP1 Saws Blades, Knife, Torpedo 9068977330	100.94
	RP1 Male Connectors, Elbow 9068977348	429.24
	RP1 Ball Hex Key, Screwdriver, Plier, Wire 9068977355	365.06
	RP1 Sump Pump, Diaphragm 9068969691	216.50
	RP1 Replacement Sensor 9063470299	330.45

Check	Payee / Description	Amount
	GRAINGER INC	\$ 5,637.93
ACH	MISCO WATER Potassium Iodide Solution CF16517	433.11
	MISCO WATER	\$ 433.11
ACH	GENESIS CONSTRUCTION EN17110.03-10/21 Pay Est 15 PE 15-EN17110	8,150.05
	GENESIS CONSTRUCTION	\$ 8,150.05
ACH	KONICA MINOLTA BUSINESS SOLUTI 07/27-08/26 Lease Copiers 9008003576	240.08
	KONICA MINOLTA BUSINESS SOLUTI	\$ 240.08
ACH	J F SHEA CONSTRUCTION INC PA17006.03-10/21 Pay Est 1 PE 1-PA17006.	253,745.00
	J F SHEA CONSTRUCTION INC	\$ 253,745.00
ACH	THATCHER COMPANY OF CALIFORNIA TP1-11.0159 LB Aluminum Sulfate -Liq. 287328	3,810.29
	THATCHER COMPANY OF CALIFORNIA	\$ 3,810.29
ACH	MCMASTER-CARR SUPPLY CO Vinyl Warning Sign 64052996	184.87
	Sure-Grip cords, Midget Fuse, Rail Mount 63980496	836.56
	Blue cooling, Barrier Tape, Comp.Splice, 63526684	615.95
	MCMASTER-CARR SUPPLY CO	\$ 1,637.38
ACH	TELEDYNE ISCO Pump Tubing for Avalanche Sampler S020496580	909.41
	Repl Pump Assy KB 5800 Rplcmnt Pump Assb S020490718	1,281.15
	TELEDYNE ISCO	\$ 2,190.56
ACH	TOM DODSON & ASSOCIATES 4600002931 June,July,Aug. Prof. Srvs. 1E355-21-1	2,201.80
	TOM DODSON & ASSOCIATES	\$ 2,201.80
ACH	CORE-ROSION PRODUCTS 10,300 Gal. Tank C2021343	45,431.95
	CORE-ROSION PRODUCTS	\$ 45,431.95
ACH	HACH COMPANY Bnch Svc- DR3900 (FRV1) 12621425	793.00
	HACH COMPANY	\$ 793.00
ACH	CS-AMSCO RP1 PEC, FI,CI,NBR,S30SBO 17118	3,791.41
	CS-AMSCO	\$ 3,791.41

Check	Payee / Description	Amount
ACH	MIKE BUBALO CONSTRUCTION CO IN RP-1 RW Line Repair 2846	14,769.21
	MIKE BUBALO CONSTRUCTION CO IN\$	14,769.21
ACH	W M LYLES COMPANY EN17110-10/21 Pay Est 19 PE 19-EN17110	55,964.50
	EN18006-10/21 Pay Est 15 PE 15-EN18006	275,422.12
	EN19001-10/21 Pay Est 12 PE 12-EN19001	3,234,521.46
	EN19006-10/21 Pay Est 12 PE 12-EN19006	3,597,904.65
	EN17043-10/21 Pay Est 19 PE 19-EN17043	4,360.50
	W M LYLES COMPANY \$	7,168,173.23
ACH	RSD Contact Clnr, Coil Clnr, Degreaser, Gear Re 55353518-00	425.07
	Rotor Circulation Pump 55353686-00	1,740.73
	RSD \$	2,165.80
ACH	PEST OPTIONS INC October 2021 Weed Abatement Services 386577	4,098.18
	PEST OPTIONS INC \$	4,098.18
ACH	GEI CONSULTANTS INC PL19005 8/28/21-9/24/21 Prof Svcs 3098551	73,775.50
	SEE NOTES ATTACHED	54,623.50
	GEI CONSULTANTS INC \$	19,152.00
ACH	SCW CONTRACTING CORPORATION EN22002-10/21 Pay Est 13 PE 13-EN22002	188,527.50
	SCW CONTRACTING CORPORATION \$	188,527.50
ACH	GRISWOLD INDUSTRIES 8thStBsn-E&I Rpr Kit w/Bucking Spring 829757	137.13
	GRISWOLD INDUSTRIES \$	137.13
ACH	OLIN CORP Carbon Canyon 4,788 Gals Sodium Hypochlo 3000032948	4,663.51
	RP5 4,872 Gals Sodium Hypochlorite 3000033394	4,457.88
	TP1 4,808 Gals Sodium Hypochlorite 3000032947	4,399.32
	TP1-4,762 Gals Sodium Hypochlorite 3000033393	4,638.19
	TP1 4,794 Gals Sodium Hypochlorite 3000033850	4,669.36
	RP4 4,718 Gals Sodium Hypochlorite 3000034274	4,595.33
	TP1 4,938 Gals Sodium Hypochlorite 3000034569	4,518.27
	TP1 4,690 Gals Sodium Hypochlorite 3000035011	4,568.06
	TP1 4,864 Gals Sodium Hypochlorite 3000035012	4,450.56
	OLIN CORP \$	40,960.48
ACH	CARRIER CORPORATION HW Serv. Contract 01/01-12/31/20 90134801	12,688.00
	Ctral. Plant HQ Serv. Agreement Maint. 90138925	10,514.00
	HQ Service Agreement 09/01-09/30 90145925	12,688.00

Check	Payee / Description	Amount
	CARRIER CORPORATION \$	35,890.00
ACH	SIEMENS INDUSTRY INC Transfer Invoice from Ponton for Payment 5606130989	2,687.29
	SIEMENS INDUSTRY INC \$	2,687.29
ACH	EUROFINS EATON ANALYTICAL LLC EnvrnComRP1-8/11/21 Water Sample Analysi L0590916 EnvrnComRP1-8/09/21 Water Sample Analysi L0590681 EnvrnComRP1-8/10/21 Water Sample Analysi L0590692	1,655.00 1,655.00 1,455.00
	EUROFINS EATON ANALYTICAL LLC \$	4,765.00
ACH	MICROAGE Hard Drive,Drive Enclosure,Startup,Cable 2182180	34,880.09
	MICROAGE \$	34,880.09
ACH	MNR CONSTRUCTION INC RW15003.06-10/21 Pay Est 3 PE 3-RW15003.	161,785.00
	MNR CONSTRUCTION INC \$	161,785.00
ACH	CALIFORNIA WATER TECHNOLOGIES RP1-17,163.36 Ferric Chloride Solution 40215 CCWRP-17415.22 Lbs Ferric Chloride Solut 40047 RP2-17,531.60 Lbs Ferric Chloride Soluti 40176 CCWRP-15,699.60 Lbs Ferric Chlorine Solu 40179 RP2-18,016 Lbs Ferric Chloride Solution 40297 RP1-17,142.84 LBS Ferric Chlorine Soluti 40418 RP1-17,023.68 LB Ferric Chloride Solutio 40460 RP1-17,917.20 LB Ferric Chloride Solutio 40487 17,680.80 Ferric Chloride Solution 40514 RP1-17,737.06 Ferric Chloride Solution 40536 RP4-17,691.28 Lbs Ferric Chloride Soluti 40548 RP1-17,701.18 Ferric Chloride Solution 40565 RP1-18,243.36 Lbs Ferric Chloride Soluti 40625 RP1-16,668.24 Lbs Ferric Chloride Soluti 40670 RP4-18,293.54 Lbs Ferric Chloride Soluti 40415 RP1-17,452.32 Lbs Ferric Chloride Soluti 40417 RP1-17,211.60 Ferric Chloride Solution 40714 RP4-18,221.56 Lbs Ferric Chloride Soluti 40329 RP1-18,482.4 LB Ferric Chloride Solution 40353 RP1-17,935.68 LB Ferric Chloride Solutio 40337 RP1-18,564.72 Lbs Ferric Chloride Soluti 40268	5,417.02 5,496.50 5,533.25 4,955.03 5,686.12 5,752.26 5,737.81 6,038.96 5,959.29 5,978.25 5,962.82 5,966.17 6,148.90 5,618.00 6,138.37 5,856.12 5,801.14 5,750.99 5,833.31 5,660.76 5,859.31
	CALIFORNIA WATER TECHNOLOGIES \$	121,150.38
ACH	FRESNO FIRST BANK EN18006-10/21 Pay Est 15 PE 15-EN18006	14,495.90
	FRESNO FIRST BANK \$	14,495.90
ACH	LINKO TECHNOLOGY INC ISS 09/21-08/22 Annl Sftwr Maint & Supp. 8880	8,045.00
	LINKO TECHNOLOGY INC \$	8,045.00

Check Payee / Description	Amount
---------------------------	--------

ACH	MANAGED MOBILE INC		
	Repair Parts/Labor F/Veh 1502	IN00-0228990	378.07
	Repair Parts/Labor F/Veh 0416	IN00-0228989	430.25
	Repair Parts/Labor F/Veh 1821	IN00-0228982	364.89
	Repair Parts/Labor F/Veh 1903	IN00-0228991	450.88
	Repair Parts/Labor F/Veh 1906	IN00-0228988	416.38
	Repair Parts/Labor F/Veh 1905	IN00-0228987	415.81
	Repair Parts/Labor F/Veh 1904	IN00-0228986	412.22
			- - - - -
	MANAGED MOBILE INC	\$	2,868.50

ACH	ECOTECH SERVICES INC		
	9/21 Residential Home Pressure Regulatio 2069		13,618.64
			- - - - -
	ECOTECH SERVICES INC	\$	13,618.64

ACH	CAPO PROJECTS GROUP LLC		
	46-2731-6/21 Prof Svcs	4776	26,519.56
			- - - - -
	CAPO PROJECTS GROUP LLC	\$	26,519.56

ACH	PAUL REDVERS BROWN INC		
	9/1/21-9/30/21 WUEBP Facilitation Svcs	IEUA010	3,987.50
			- - - - -
	PAUL REDVERS BROWN INC	\$	3,987.50

ACH	INLAND EMPIRE WINDUSTRIAL CO		
	RP1-Clamps and Nipples	036414 02	97.61
			- - - - -
	INLAND EMPIRE WINDUSTRIAL CO	\$	97.61

ACH	MULTIVISTA		
	RP-5 Expansion Proj 19001	1824	1,757.36
			- - - - -
	MULTIVISTA	\$	1,757.36

ACH	LIBERTY LANDSCAPING INC		
	FcltyMgt Plant 4 replace Leaking Valve	100737	295.01
	Replacement of Valve AN-22-7	102172	295.01
			- - - - -
	LIBERTY LANDSCAPING INC	\$	590.02

ACH	ERAMOSA INTERNATIONAL INC		
	EN13016 9/01-10/01 Prof. Svcs	US23520-13	132,311.25
	EN3016-/2021 Professional Services	US23520-12	131,171.35
			- - - - -
	ERAMOSA INTERNATIONAL INC	\$	263,482.60

ACH	PILLSBURY WINTHROP SHAW PITTM		
	06/02/21-07/28 Prof. Svcs.	8423458	852.00
			- - - - -
	PILLSBURY WINTHROP SHAW PITTM	\$	852.00

ACH	FRESNO FIRST BANK		
	EN19006-10/21 Pay Est 12	PE 12-EN19006	189,363.40
	EN19001-10/21 Pay Est 12	PE 12-EN19001	170,237.97
			- - - - -
	FRESNO FIRST BANK	\$	359,601.37

Check Payee / Description	Amount
---------------------------	--------

ACH	BANNER BANK			
	EN17110.03-10/21 Pay Est 15	PE 15-EN17110		428.95
			-	-
	BANNER BANK	\$		428.95

ACH	METRO BUILDERS & ENGINEERS GRP			
	RW15003.05-10/21 Pay Est 2	PE 2-RW15003.		30,001.00
			-	-
	METRO BUILDERS & ENGINEERS GRP\$			30,001.00

ACH	SO CALIF EDISON			
	MntclLS-10/11-11/8 34 Palmetto-Phila	8000031789 10		1,866.84
	RP4/TP4/RCA-10/6-11/3 12811 6th St	8000036690 10		211,244.82
	HckryDm-10/7-11/4 13400 Whittram Ave	8000257085 10		207.19
	ElyBsn-10/7-11/4 1665 Phila Ave	8000057558 10		60.54
	RP4-10/6-11/3 12811 6th St	8000598564 10		379.18
	JrpBsn-10/7-11/4 13450 Jurupa	8000401711 10		526.69
	BnaBsn-10/7-11/4 14017 Whittram Ped	8004504662 10		51.34
	PhillS-10/7-11/4 1818 Phila St	8000031143 10		8,529.37
	ZnRsvr-10/6-11/3 12749 6th St	8002740158 10		241.76
			-	-
	SO CALIF EDISON	\$		223,107.73

ACH	IEUA EMPLOYEES' ASSOCIATION			
	P/R 23 11/19/21 Employee Ded	HR 0101300		186.00
			-	-
	IEUA EMPLOYEES' ASSOCIATION	\$		186.00

ACH	IEUA SUPERVISORS UNION ASSOCIA			
	P/R 23 11/19/21 Employee Ded	HR 0101300		315.00
			-	-
	IEUA SUPERVISORS UNION ASSOCIA\$			315.00

ACH	IEUA GENERAL EMPLOYEES ASSOCIA			
	P/R 23 11/19/21 Employee Ded	HR 0101300		981.60
			-	-
	IEUA GENERAL EMPLOYEES ASSOCIA\$			981.60

ACH	INLAND EMPIRE UNITED WAY			
	P/R 23 11/19/21 Employee Ded	HR 0101300		46.00
			-	-
	INLAND EMPIRE UNITED WAY	\$		46.00

ACH	IEUA PROFESSIONAL EMPLOYEES AS			
	P/R 23 11/19/21 Employee Ded	HR 0101300		624.00
			-	-
	IEUA PROFESSIONAL EMPLOYEES AS\$			624.00

ACH	WEX HEALTH INC			
	P/R 23 11/19/21 Cafeteria Plan	HR 0101300		3,406.04
			-	-
	WEX HEALTH INC	\$		3,406.04

ACH	CITY EMPLOYEES ASSOCIATES			
	P/R 23 11/19/21 Employee Ded	HR 0101300		352.50
			-	-
	CITY EMPLOYEES ASSOCIATES	\$		352.50

Check	Payee / Description	Amount
ACH	QUIROZ, OSCAR Emp Assist PC Loan Purchase	PC LOAN 5 2,759.39
	QUIROZ, OSCAR	\$ 2,759.39
ACH	VASQUEZ, RUBEN Vasquez,R-ExpRpt-1/27-1/29 CWEA P3S Conf 1/27-29 CWEA	35.20
	VASQUEZ, RUBEN	\$ 35.20
ACH	ORTIZ, BRIAN Emp Assist PC Loan Purchase	PC LOAN 1 969.74
	ORTIZ, BRIAN	\$ 969.74
ACH	HALL, JASMIN Hall,J-ExpRpt-9/30 MWDOC Wtr Plcy Forum 9/30 MWDOC WT	61.28
	Hall,J-ExpRpt-10/7 AAAEA Awards Banquet 10/7 AAAEA BN	77.12
	MlgReim-10/2021 Meetings-Hall,J MLG 10/21	65.52
	MlgReim-9/2021 Meetings-Hall,J MLG 9/21	41.44
	HALL, JASMIN	\$ 245.36
ACH	NIETO, ANDREW MlgReim-5/14/21 Call Out-Nieto,A	MLG 5/14/21 20.16
	NIETO, ANDREW	\$ 20.16
ACH	GEI CONSULTANTS INC Invoice Underpayment Due To Erroneous Cr 3098551-A	54,623.50
	GEI CONSULTANTS INC	\$ 54,623.50
ACH	J G TUCKER & SON INC RP5Mnt-Cylinders-H2S/CH4/Oxygen 16405	1,231.60
	RP4Mnt-Cylinders-Hydrn/Slfd/Ntrgn,Mthn/ 16379	362.20
	RP1Mnt-Cylinders-Hydrn/Slfd/Ntrgn,Mthn/ 16547	625.61
	J G TUCKER & SON INC	\$ 2,219.41
ACH	UNIVAR SOLUTIONS USA INC TP1-12,215 . Sodium Bisulfite 49431535	4,409.16
	UNIVAR SOLUTIONS USA INC	\$ 4,409.16
ACH	SHI INTERNATIONAL CORP 12/21-12/22 Tenable Network Security B14183262	33,110.60
	SHI INTERNATIONAL CORP	\$ 33,110.60
ACH	US BANK VOYAGER FLEET SYSTEMS 10/21 Gasoline f/Agency Vehicles 8693150932144	10,415.76
	US BANK VOYAGER FLEET SYSTEMS	\$ 10,415.76
ACH	CHEVROLET OF WATSONVILLE 2021 Ford Escape WF2407	27,823.05
	2021 Ford Escape WF2413	27,823.05

Check	Payee / Description	Amount
	CHEVROLET OF WATSONVILLE \$	55,646.10
ACH	THE SOLIS GROUP	
	EN22002 07/01-07/31 Prof. Servcs. 7424	1,652.00
	THE SOLIS GROUP \$	1,652.00
ACH	STAPLES CONTRACT & COMMERCIAL	
	Lines, sharpies, Labels 3481375771	70.02
	Paper Mate ink, Pens, stickies 3490207413	49.90
	Env-Sunflwr- 50Pk 3490659806	53.86
	Spls XL , Imak blk. Mouse Cushion, Label 3490207411	43.16
	Whiteboard 3489705698	107.74
	Sharpie 3489705701	148.86
	BackPack 3489705700	96.98
	Markers and Cork Board 3487119398	85.75
	Postit Pad Tabletop 4PK Postit Wall Pad 3482693997	70.31
	compost bags, ultrahvy weigyh fork, spoon 3482232192	278.84
	Dry erse Alum. 3482232190	39.51
	STAPLES CONTRACT & COMMERCIAL \$	1,044.93
ACH	BENEFIT COORDINATORS CORPORATI	
	11/21 LTD, Agency Pd Life, Employee Pd Lif 10081	16,220.92
	BENEFIT COORDINATORS CORPORATI\$	16,220.92
ACH	WESTERN DENTAL PLAN	
	11/21 Agency Dental Plan 11/2021	1,932.06
	WESTERN DENTAL PLAN \$	1,932.06
ACH	PREFERRED BENEFIT INSURANCE	
	11/21 Agency Dental Plan EIA42462	18,467.20
	PREFERRED BENEFIT INSURANCE \$	18,467.20
ACH	COLONIAL LIFE & ACCIDENT INSUR	
	11/21 Disability, Cancer, Universal/Term L 7274194110105	229.57
	COLONIAL LIFE & ACCIDENT INSUR\$	229.57
ACH	EMPOWER RETIREMENT	
	P/R 23 11/19/21 Deferred Comp Ded HR 0101300	84,139.34
	EMPOWER RETIREMENT \$	84,139.34
ACH	BROWN AND CALDWELL	
	8/20/21-9/23/21 Proffesional Service 12422495	32,889.77
	BROWN AND CALDWELL \$	32,889.77
ACH	ROYAL INDUSTRIAL SOLUTIONS	
	Couplings 6441-1027726	80.27
	Fixture 6441-1033552	301.70
	Circuit Breaker 6441-1034608	208.95
	APC SRT300XLA 6441-1029568	6,357.25
	Techconnect Support 1 Year 6441-1036994	139,330.00
	PS200 SS304 Pow. Str. 6441-1029916	2,905.88

Check	Payee / Description	Amount
	400W HPS Ballast Kit 6441-1029933	495.56
	ROYAL INDUSTRIAL SOLUTIONS \$	149,679.61
ACH	WAXIE SANITARY SUPPLY	
	Waxie Maxie 80415833	179.77
	Dixie Perfectouch 80408004	369.93
	Waxie Maxie 80404765	146.54
	WAXIE SANITARY SUPPLY \$	696.24
ACH	WATEREUSE ASSOCIATION	
	Agency Mbrshp Rnwl 2022 D44079	12,941.25
	WATEREUSE ASSOCIATION \$	12,941.25
ACH	GENESIS CONSTRUCTION	
	EN21017-Rplc 2" Plug Valve in Vault 21-003-M02-01	3,754.16
	GENESIS CONSTRUCTION \$	3,754.16
ACH	MCMASTER-CARR SUPPLY CO	
	Chem-Resistant Connect Tubing Fitting 65002273	403.97
	MCMASTER-CARR SUPPLY CO \$	403.97
ACH	ASSOC SAN BERNARDINO CNTY SPEC	
	Deshmukh,S-10/18 ASBCSD Meeting Dinner 10/18 ASBCSD	30.00
	Mantilla,L-10/18 ASBCSD Meeting Dinner 10/18 ASBCSD	30.00
	Besser,K-10/18 ASBCSD Meeting Dinner 10/18 ASBCSD-	30.00
	ASSOC SAN BERNARDINO CNTY SPEC\$	90.00
ACH	FERGUSON ENTERPRISES LLC	
	Magnetic Vlv BX Lifter 0199155	516.14
	Magnetic Vlv Bx Lifter 0199073	585.15
	12 SPD H/Whl F/2 SQ Nut 0199082	96.92
	FERGUSON ENTERPRISES LLC \$	1,198.21
ACH	LEE & RO INC	
	EN17041 6/1/21-10/31/21 Prof Svcs 1131-03/13	3,509.00
	LEE & RO INC \$	3,509.00
ACH	PARKSON CORP	
	Filter Media, and Freigh AR1/51032337	11,166.58
	PARKSON CORP \$	11,166.58
ACH	U S BANK NA	
	7/21-9/21 Custodial Admin Fees 6300369	2,412.07
	U S BANK NA \$	2,412.07
ACH	GOODWAY TECHNOLOGIES CORPORATI	
	RP2Mnt-Flexible Shaft w/Hi Temp Casing 194454	607.99
	GOODWAY TECHNOLOGIES CORPORATI\$	607.99

Check	Payee / Description	Amount
ACH	RSD	
	V-Belt 55353710-00	14.36
	Breaker Switch,Outlet Box,Non-Metalic Fi 55353865-00	126.38
	Sheave VP,Degreaser,Contact Clnr,Remvr P 55353960-00	263.93
	Mini-Pleated Filters 55338681-01	4,391.55
		- - - - -
	RSD \$	4,796.22
ACH	OLIN CORP	
	RP4 4,750 Gals Sodium Hypochlorite 3000036216	4,626.50
	RP5 4,796 Gals Sodium Hypochlorite 3000036747	4,671.30
	CCWW 4,812 Gals Sodium Hypochlorite 3000035600	4,402.98
	TP1 4,732 Gals Sodium Hypochlorite 3000038146	4,608.97
	TP1 4,628 Gals Sodium Hypochlorite 3000037551	4,507.67
	TP1 4,824 Gals Sodium Hypochlorite 3000036215	4,413.96
		- - - - -
	OLIN CORP \$	27,231.38
ACH	GK & ASSOCIATES	
	46-2849-9/21 Prof Svcs 21-079	14,868.00
	46-2849-9/21 Prof Svcs 21-080	36,664.00
		- - - - -
	GK & ASSOCIATES \$	51,532.00
ACH	SAFE-ENTRY TECHNICAL INC	
	Gas Detectors w/Testing & Calibration 17200	648.68
		- - - - -
	SAFE-ENTRY TECHNICAL INC \$	648.68
ACH	DAVID WHEELER'S PEST CONTROL I	
	Inspection All Facilities 57862	524.00
	Inspection All Facilities 57817	524.00
		- - - - -
	DAVID WHEELER'S PEST CONTROL I \$	1,048.00
ACH	ATKINSON, ANDELSON, LOYA,	
	9/21 General Labor Advice 634149	16,062.00
		- - - - -
	ATKINSON, ANDELSON, LOYA, \$	16,062.00
ACH	CALIFORNIA WATER TECHNOLOGIES	
	RP4-18,905.28 Lbs Ferric Chloride Soluti 40744	6,371.99
		- - - - -
	CALIFORNIA WATER TECHNOLOGIES \$	6,371.99
ACH	WEST COAST ADVISORS	
	11 21 Proff Servs 13127	9,500.00
		- - - - -
	WEST COAST ADVISORS \$	9,500.00
ACH	MANAGED MOBILE INC	
	Repair Parts/Labor F/Veh 0414 IN00-0230052	572.95
		- - - - -
	MANAGED MOBILE INC \$	572.95
ACH	DORGAN LEGAL SERVICES LLP	
	6/21 General Labor Advice 568	5,592.71
	9/21 & 10/21 General Labor Advice 570	1,683.12

Check	Payee / Description	Amount
	9/21 & 10/21 General Labor Advice 582	8,660.39
	DORGAN LEGAL SERVICES LLP \$	15,936.22
ACH	TRAJAN SCIENTIFIC AMERICAS INC	
	SK-10F-GT Syringe 10058745AB	223.47
	P10F-GT 10UL Plunger Pk2 10058745AA	111.85
	P10F-GT 10UL Plunger Pk2 10058745	127.48
	TRAJAN SCIENTIFIC AMERICAS INC\$	462.80
ACH	PAUL REDVERS BROWN INC	
	10/1/21-10/31/21 WUEBP Facilitation Svcs IEUA011	2,030.00
	PAUL REDVERS BROWN INC \$	2,030.00
ACH	THE OFFICE EXPRESS	
	SAP Mtg 10/14 Lunch 1272150	110.03
	Mutual Aid Mtg 10/13 Lunch 1271485	919.20
	FMEA Workshop 10/5 Lunch 1265687	125.79
	CRL Final Day 9/30 Lunch 1264365	664.36
	CDA 7/14 Lunch 1218599	113.89
	CCWRP 6/30 Lunch 1211511	125.51
	THE OFFICE EXPRESS \$	2,058.78
ACH	STAPLES CONTRACT & COMMERCIAL	
	Paula Hooven, I BX 3491395040	23.95
	Book,Mini Rec 3491395047	231.02
	Dust Off 2 pk. 3491395043	25.15
	Earphones,Mouse,Deskpads,Pencils,Lysol Di 3491395041	249.11
	Monthly Wall Planners, 3491395044	94.42
	Cambor Meeting NB, Camb-Plnr, Tabside Pre 3491395046	119.45
	STAPLES CONTRACT & COMMERCIAL \$	743.10
ACH	DIGITAL ASSURANCE CERTIFICATIO	
	Annual Deficiency Review,Ongoing Fee 56023	2,500.00
	DIGITAL ASSURANCE CERTIFICATIO\$	2,500.00
ACH	SONSRAY MACHINERY LLC	
	2021 Case Skid Steer Loader E00480-02	56,600.97
	SONSRAY MACHINERY LLC \$	56,600.97
ACH	WEX HEALTH INC	
	October 2021 Admin Fees 0001422858-IN	223.25
	WEX HEALTH INC \$	223.25
ACH	PETE'S ROAD SERVICE	
	Replacement 4 tires truck 1709 535128-00	1,123.00
	Service Ford F150 1802 536068-00	653.49
	PETE'S ROAD SERVICE \$	1,776.49
ACH	G M SAGER CONSTRUCTION CO INC	
	CCWRPMnt-Rpr Broken Water Line Under Con 40887	7,800.00

Check	Payee / Description	Amount
	G M SAGER CONSTRUCTION CO INC \$	7,800.00
ACH	DEZURIK INC PEF,12,F1,CI NBR S50SBO Freighth Chrgs for Inv. RPI 67009537	RPI/67009537 3,221.73 RPI/67009678 207.37
	DEZURIK INC \$	3,429.10
ACH	AMETEK BROOKFIELD RPI Mnt-Calabrate Analyzer	A00000363207 873.57
	AMETEK BROOKFIELD \$	873.57
ACH	CAROLLO ENGINEERS 10761A10 RP3 Basin RW15003 & RW15004 Thru 9/30/21 Prof. Svc 4600002677 thru 9/30/21 Prof. Svcs EN11039.00 thru 9/30/21 Prof. Svcs 4600003017 thru 9/30/21 Prof. Svcs 4600003017 thru 9/30/21 Prof. Svcs	FB13742 3,992.60 FB15496 23,026.50 FB16090 11,248.20 FB15957 15,618.73 FB16057 6,726.75 FB16064 2,090.00
	CAROLLO ENGINEERS \$	62,702.78
ACH	O S T S INC 10/20/21 Confined Space Non Entry Refres 10/27/ & 11/10/21 Confined Space Non Ent 10/6/21 Confined Space Entry Refresh Trn 10/13/21 Confined Space Non Entry Refres	55482 1,200.00 55483 1,200.00 55480 1,200.00 55481 1,200.00
	O S T S INC \$	4,800.00
ACH	SHI INTERNATIONAL CORP Infosec IQ Enterprise - Renewal	B14139039 6,184.50
	SHI INTERNATIONAL CORP \$	6,184.50
ACH	STANTEC CONSULTING INC EN0000000090-3/27-4/30 Prof Svcs EN17082-5/29-6/25 Prof Svcs EN0000000090-8/28-9/24 Prof Svcs EN0000000090-5/1-6/4 Prof Svcs	1790277 29,470.15 1815887 8,448.75 1848156 16,998.25 1800058 13,583.82
	STANTEC CONSULTING INC \$	68,500.97
ACH	CARAHSOFT TECHNOLOGY CORPORATI RPI Docusign Support	IN1005668 18,271.42
	CARAHSOFT TECHNOLOGY CORPORATI \$	18,271.42
ACH	OLIN CORP CCWW 4,748 Gals Sodium Hypochlorite CCWW 3,042 Gals Sodium Hypochlorite	3000034275 4,624.55 3000036748 2,962.91
	OLIN CORP \$	7,587.46
ACH	HARPER & ASSOCIATES ENGINEERIN EN17110.03-5/10 Prof Svcs	ENG-7383 1,400.00

Check		Payee / Description	Amount
		HARPER & ASSOCIATES ENGINEERIN\$	1,400.00
ACH		U S BANK - PAYMENT PLUS	
		100150 HARRINGTON INDUSTRIAL PLASTICS LL 2200117638	5,748.23
		107780 SUPERIOR ELECTRIC MOTOR SERVICE I 2200117845	8,042.92
		107780 SUPERIOR ELECTRIC MOTOR SERVICE I 2200117789	7,597.65
		104896 WESTERN WATER WORKS SUPPLY CO 2200117788	6,194.13
		107780 SUPERIOR ELECTRIC MOTOR SERVICE I 2200117686	7,847.16
		105316 PLUMBERS DEPOT INC 2200117685	1,410.17
		100951 POLYDYNE INC 2200117684	10,881.03
		105316 PLUMBERS DEPOT INC 2200117640	376.18
		100319 MISSION REPROGRAPHICS 2200117639	47.41
			- - - - -
		U S BANK - PAYMENT PLUS \$	48,144.88
ACH		CAPO PROJECTS GROUP LLC	
		September 2021 Professional Services 5047	18,399.98
		EN17082-6/7-6/25 Prof Svcs 4780	870.00
			- - - - -
		CAPO PROJECTS GROUP LLC \$	19,269.98
ACH		CASAMAR GROUP LLC	
		EN19001/EN19006-8/1-8/31 Prof Svcs 12795	9,212.08
		EN19001/EN19006-9/1-9/30 Prof Svcs 12827	9,140.49
		EN19001/EN9006 7/2021 Prof. Servs. 12764	9,290.00
			- - - - -
		CASAMAR GROUP LLC \$	27,642.57
ACH		PHENOMENEX INC	
		Lab-Centrifuge Tubes CIUS-21076436	106.54
			- - - - -
		PHENOMENEX INC \$	106.54
ACH		SO CALIF GAS	
		RP2Dg-10/1-11/1 16400 El Prado Rd 14944655 10/2	231.40
		CCWRP/TP-9/30-11/1 14950 Telephone Ave 14959861 10/2	16.88
		HQA/B-9/28-10/28 6075 Kimball Ave 15729783 10/2	101.68
		Lab-8/27-9/29 2450 Phila St 15577783 10/2	14.79
		RP1Cmplx-9/28-10/29 2450 Phila St 12140888 10/2	45.70
		RP1-10/1-11/1 2450 Phila St 5300510 10/21	96.73
		RP1-10/1-11/1 2450 Phila St 11336197 10/2	50.00
			- - - - -
		SO CALIF GAS \$	557.18
ACH		LEVEL 3 COMMUNICATIONS LLC	
		11/2021 993-1600 993-1600 11/2	939.28
			- - - - -
		LEVEL 3 COMMUNICATIONS LLC \$	939.28
ACH		BREIG, ANNA	
		Reim Monthly Health Prem HEALTH PREM	181.48
			- - - - -
		BREIG, ANNA \$	181.48
ACH		ESTRADA, JIMMIE J	
		Reim Monthly Health Prem HEALTH PREM	505.96
			- - - - -
		ESTRADA, JIMMIE J \$	505.96

Check	Payee / Description	Amount
ACH	HORNE, WILLIAM Reim Monthly Health Prem	HEALTH PREM 505.96
	HORNE, WILLIAM	\$ 505.96
ACH	LICHTI, ALICE Reim Monthly Health Prem	HEALTH PREM 181.48
	LICHTI, ALICE	\$ 181.48
ACH	NOWAK, THEO T Reim Monthly Health Prem	HEALTH PREM 491.96
	NOWAK, THEO T	\$ 491.96
ACH	MILLER, ELMER L Reim Monthly Health Prem	HEALTH PREM 851.32
	MILLER, ELMER L	\$ 851.32
ACH	DYKSTRA, BETTY Reim Monthly Health Prem	HEALTH PREM 181.48
	DYKSTRA, BETTY	\$ 181.48
ACH	MUELLER, CAROLYN Reim Monthly Health Prem	HEALTH PREM 181.48
	MUELLER, CAROLYN	\$ 181.48
ACH	GRIFFIN, GEORGE Reim Monthly Health Prem	HEALTH PREM 181.48
	GRIFFIN, GEORGE	\$ 181.48
ACH	CANADA, ANGELA Reim Monthly Health Prem	HEALTH PREM 181.48
	CANADA, ANGELA	\$ 181.48
ACH	CUPERSMITH, LEIZAR Reim Monthly Health Prem	HEALTH PREM 181.48
	CUPERSMITH, LEIZAR	\$ 181.48
ACH	HOBBS, DIANA Reim Monthly Health Prem	HEALTH PREM 505.96
	HOBBS, DIANA	\$ 505.96
ACH	DELGADO-ORAMAS JR, JOSE Reim Monthly Health Prem	HEALTH PREM 324.48
	DELGADO-ORAMAS JR, JOSE	\$ 324.48
ACH	GRANGER, BRANDON Reim Monthly Health Prem	HEALTH PREM 158.74
	GRANGER, BRANDON	\$ 158.74

Check	Payee / Description	Amount
ACH	GADDY, CHARLES L Reim Monthly Health Prem	HEALTH PREM 158.74
	GADDY, CHARLES L	\$ 158.74
ACH	BAKER, CHRIS Reim Monthly Health Prem	HEALTH PREM 15.74
	BAKER, CHRIS	\$ 15.74
ACH	WEBB, DANNY C Reim Monthly Health Prem	HEALTH PREM 143.00
	WEBB, DANNY C	\$ 143.00
ACH	HUMPHREYS, DEBORAH E Reim Monthly Health Prem	HEALTH PREM 162.24
	HUMPHREYS, DEBORAH E	\$ 162.24
ACH	MOUAT, FREDERICK W Reim Monthly Health Prem	HEALTH PREM 162.24
	MOUAT, FREDERICK W	\$ 162.24
ACH	MORGAN, GARTH W Reim Monthly Health Prem	HEALTH PREM 143.00
	MORGAN, GARTH W	\$ 143.00
ACH	ALLINGHAM, JACK Reim Monthly Health Prem	HEALTH PREM 19.24
	ALLINGHAM, JACK	\$ 19.24
ACH	MAZUR, JOHN Reim Monthly Health Prem	HEALTH PREM 497.16
	MAZUR, JOHN	\$ 497.16
ACH	HAMILTON, MARIA Reim Monthly Health Prem	HEALTH PREM 143.00
	HAMILTON, MARIA	\$ 143.00
ACH	RAMOS, CAROL Reim Monthly Health Prem	HEALTH PREM 19.24
	RAMOS, CAROL	\$ 19.24
ACH	FISHER, JAY Reim Monthly Health Prem	HEALTH PREM 143.00
	FISHER, JAY	\$ 143.00
ACH	KING, PATRICK Reim Monthly Health Prem	HEALTH PREM 19.24

Check	Payee / Description	Amount
	KING, PATRICK \$	19.24
ACH	DIETZ, JUDY Reim Monthly Health Prem HEALTH PREM	143.00
	DIETZ, JUDY \$	143.00
ACH	DAVIS, GEORGE Reim Monthly Health Prem HEALTH PREM	15.74
	DAVIS, GEORGE \$	15.74
ACH	MONZAVI, TAGHI Reim Monthly Health Prem HEALTH PREM	19.24
	MONZAVI, TAGHI \$	19.24
ACH	PETERSEN, KENNETH Reim Monthly Health Prem HEALTH PREM	181.48
	PETERSEN, KENNETH \$	181.48
ACH	TRAUTERMAN, HELEN Reim Monthly Health Prem HEALTH PREM	181.48
	TRAUTERMAN, HELEN \$	181.48
ACH	TIEGS, KATHLEEN Reim Monthly Health Prem HEALTH PREM	505.96
	TIEGS, KATHLEEN \$	505.96
ACH	DIGGS, GEORGE Reim Monthly Health Prem HEALTH PREM	505.96
	DIGGS, GEORGE \$	505.96
ACH	HAYES, KENNETH Reim Monthly Health Prem HEALTH PREM	505.96
	HAYES, KENNETH \$	505.96
ACH	RODRIGUEZ, LOUIS Reim Monthly Health Prem HEALTH PREM	162.24
	RODRIGUEZ, LOUIS \$	162.24
ACH	VARBEL, VAN Reim Monthly Health Prem HEALTH PREM	324.48
	VARBEL, VAN \$	324.48
ACH	CLIFTON, NEIL Reim Monthly Health Prem HEALTH PREM	324.48
	CLIFTON, NEIL \$	324.48
ACH	WELLMAN, JOHN THOMAS Reim Monthly Health Prem HEALTH PREM	324.48

Check	Payee / Description	Amount
	WELLMAN, JOHN THOMAS \$	324.48
ACH	TROXEL, WYATT Reim Monthly Health Prem HEALTH PREM	181.48
	TROXEL, WYATT \$	181.48
ACH	CORLEY, WILLIAM Reim Monthly Health Prem HEALTH PREM	324.48
	CORLEY, WILLIAM \$	324.48
ACH	CALLAHAN, CHARLES Reim Monthly Health Prem HEALTH PREM	15.74
	CALLAHAN, CHARLES \$	15.74
ACH	LESNIAKOWSKI, NORBERT Reim Monthly Health Prem HEALTH PREM	189.48
	LESNIAKOWSKI, NORBERT \$	189.48
ACH	VER STEEG, ALLEN J Reim Monthly Health Prem HEALTH PREM	158.74
	VER STEEG, ALLEN J \$	158.74
ACH	HACKNEY, GARY Reim Monthly Health Prem HEALTH PREM	497.16
	HACKNEY, GARY \$	497.16
ACH	TOL, HAROLD Reim Monthly Health Prem HEALTH PREM	181.48
	TOL, HAROLD \$	181.48
ACH	BANKSTON, GARY Reim Monthly Health Prem HEALTH PREM	181.48
	BANKSTON, GARY \$	181.48
ACH	ATWATER, RICHARD Reim Monthly Health Prem HEALTH PREM	143.00
	ATWATER, RICHARD \$	143.00
ACH	FIESTA, PATRICIA Reim Monthly Health Prem HEALTH PREM	324.48
	FIESTA, PATRICIA \$	324.48
ACH	DIGGS, JANET Reim Monthly Health Prem HEALTH PREM	648.96
	DIGGS, JANET \$	648.96
ACH	CARAZA, TERESA	

Check	Payee / Description	Amount
	Reim Monthly Health Prem	HEALTH PREM 19.24
	CARAZA, TERESA	\$ 19.24
ACH	ANDERSON, JOHN L	
	Reim Monthly Health Prem	HEALTH PREM 505.96
	ANDERSON, JOHN L	\$ 505.96
ACH	SANTA CRUZ, JACQUELYN	
	Reim Monthly Health Prem	HEALTH PREM 698.11
	SANTA CRUZ, JACQUELYN	\$ 698.11
ACH	HECK, ROSELYN	
	Reim Monthly Health Prem	HEALTH PREM 19.24
	HECK, ROSELYN	\$ 19.24
ACH	SOPICKI, LEO	
	Reim Monthly Health Prem	HEALTH PREM 317.48
	SOPICKI, LEO	\$ 317.48
ACH	GOSE, ROSEMARY	
	Reim Monthly Health Prem	HEALTH PREM 143.00
	GOSE, ROSEMARY	\$ 143.00
ACH	KEHL, BARRETT	
	Reim Monthly Health Prem	HEALTH PREM 143.00
	KEHL, BARRETT	\$ 143.00
ACH	RITCHIE, JANN	
	Reim Monthly Health Prem	HEALTH PREM 143.00
	RITCHIE, JANN	\$ 143.00
ACH	LONG, ROCKWELL DEE	
	Reim Monthly Health Prem	HEALTH PREM 354.16
	LONG, ROCKWELL DEE	\$ 354.16
ACH	FATTAHI, MIR	
	Reim Monthly Health Prem	HEALTH PREM 143.00
	FATTAHI, MIR	\$ 143.00
ACH	VERGARA, FLORENTINO	
	Reim Monthly Health Prem	HEALTH PREM 324.48
	VERGARA, FLORENTINO	\$ 324.48
ACH	WALL, DAVID	
	Reim Monthly Health Prem	HEALTH PREM 334.92
	WALL, DAVID	\$ 334.92

Check	Payee / Description	Amount
ACH	CHUNG, MICHAEL Reim Monthly Health Prem	HEALTH PREM 162.24
	CHUNG, MICHAEL	\$ 162.24
ACH	ADAMS, PAMELA Reim Monthly Health Prem	HEALTH PREM 19.24
	ADAMS, PAMELA	\$ 19.24
ACH	BLASINGAME, MARY Reim Monthly Health Prem	HEALTH PREM 526.84
	BLASINGAME, MARY	\$ 526.84
ACH	ANDERSON, KENNETH Reim Monthly Health Prem	HEALTH PREM 162.24
	ANDERSON, KENNETH	\$ 162.24
ACH	MOE, JAMES Reim Monthly Health Prem	HEALTH PREM 19.24
	MOE, JAMES	\$ 19.24
ACH	POLACEK, KEVIN Reim Monthly Health Prem	HEALTH PREM 669.84
	POLACEK, KEVIN	\$ 669.84
ACH	ELROD, SONDRAL Reim Monthly Health Prem	HEALTH PREM 162.24
	ELROD, SONDRAL	\$ 162.24
ACH	FRAZIER, JACK Reim Monthly Health Prem	HEALTH PREM 19.24
	FRAZIER, JACK	\$ 19.24
ACH	HOAK, JAMES Reim Monthly Health Prem	HEALTH PREM 143.00
	HOAK, JAMES	\$ 143.00
ACH	DEZHAM, PARIVASH Reim Monthly Health Prem	HEALTH PREM 19.24
	DEZHAM, PARIVASH	\$ 19.24
ACH	FOLEY III, DANIEL J. Reim Monthly Health Prem	HEALTH PREM 191.92
	FOLEY III, DANIEL J.	\$ 191.92
ACH	CLEVELAND, JAMES Reim Monthly Health Prem	HEALTH PREM 143.00
	CLEVELAND, JAMES	\$ 143.00

Check	Payee / Description	Amount
-------	---------------------	--------

ACH	LANGNER, CAMERON Reim Monthly Health Prem	HEALTH PREM	670.64
	LANGNER, CAMERON	\$	670.64

ACH	HAMILTON, LEANNE Reim Monthly Health Prem	HEALTH PREM	19.24
	HAMILTON, LEANNE	\$	19.24

ACH	HOOSHMAND, RAY Reim Monthly Health Prem	HEALTH PREM	143.00
	HOOSHMAND, RAY	\$	143.00

ACH	SCHLAPKOHL, JACK Reim Monthly Health Prem	HEALTH PREM	143.00
	SCHLAPKOHL, JACK	\$	143.00

ACH	POOLE, PHILLIP Reim Monthly Health Prem	HEALTH PREM	191.92
	POOLE, PHILLIP	\$	191.92

ACH	ADAMS, BARBARA Reim Monthly Health Prem	HEALTH PREM	162.24
	ADAMS, BARBARA	\$	162.24

ACH	RUESCH, GENECE Reim Monthly Health Prem	HEALTH PREM	181.48
	RUESCH, GENECE	\$	181.48

ACH	VANDERPOOL, LARRY Reim Monthly Health Prem	HEALTH PREM	535.82
	VANDERPOOL, LARRY	\$	535.82

ACH	AMBROSE, JEFFREY Reim Monthly Health Prem	HEALTH PREM	324.48
	AMBROSE, JEFFREY	\$	324.48

ACH	MERRILL, DIANE Reim Monthly Health Prem	HEALTH PREM	520.08
	MERRILL, DIANE	\$	520.08

ACH	HOUSER, ROD Reim Monthly Health Prem	HEALTH PREM	678.82
	HOUSER, ROD	\$	678.82

ACH	RUSSO, VICKI Reim Monthly Health Prem	HEALTH PREM	191.92
-----	--	-------------	--------

Check		Payee / Description	Amount
		RUSO, VICKI	\$ 191.92
ACH	HUSS, KERRY	Reim Monthly Health Prem	HEALTH PREM 897.15
			- - - - -
	HUSS, KERRY		\$ 897.15
ACH	BINGHAM, GREGG	Reim Monthly Health Prem	HEALTH PREM 354.16
			- - - - -
	BINGHAM, GREGG		\$ 354.16
ACH	CHARLES, DAVID	Reim Monthly Health Prem	HEALTH PREM 143.00
			- - - - -
	CHARLES, DAVID		\$ 143.00
ACH	YEBOAH, ERNEST	Reim Monthly Health Prem	HEALTH PREM 143.00
			- - - - -
	YEBOAH, ERNEST		\$ 143.00
ACH	ALVARADO, ROSEMARY	Reim Monthly Health Prem	HEALTH PREM 181.48
			- - - - -
	ALVARADO, ROSEMARY		\$ 181.48
ACH	BARELA, GEORGE	Reim Monthly Health Prem	HEALTH PREM 143.00
			- - - - -
	BARELA, GEORGE		\$ 143.00
ACH	FETZER, ROBERT	Reim Monthly Health Prem	HEALTH PREM 669.84
			- - - - -
	FETZER, ROBERT		\$ 669.84
ACH	SPAETH, ERIC	Reim Monthly Health Prem	HEALTH PREM 19.24
			- - - - -
	SPAETH, ERIC		\$ 19.24
ACH	DAVIS, MARTHA	Reim Monthly Health Prem	HEALTH PREM 19.24
			- - - - -
	DAVIS, MARTHA		\$ 19.24
ACH	BRULE, CHRISTOPHER	Reim Monthly Health Prem	HEALTH PREM 191.92
			- - - - -
	BRULE, CHRISTOPHER		\$ 191.92
ACH	ROOS, JAMES	Reim Monthly Health Prem	HEALTH PREM 354.16
			- - - - -
	ROOS, JAMES		\$ 354.16
ACH	MULLANEY, JOHN	Reim Monthly Health Prem	HEALTH PREM 334.92

Check	Payee / Description	Amount
	MULLANEY, JOHN \$	334.92
ACH	VALENZUELA, DANIEL Reim Monthly Health Prem HEALTH PREM	526.84
	VALENZUELA, DANIEL \$	526.84
ACH	PACE, BRIAN Reim Monthly Health Prem HEALTH PREM	526.84
	PACE, BRIAN \$	526.84
ACH	KING, JOSEPH Reim Monthly Health Prem HEALTH PREM	143.00
	KING, JOSEPH \$	143.00
ACH	VILLALOBOS, HECTOR Reim Monthly Health Prem HEALTH PREM	191.92
	VILLALOBOS, HECTOR \$	191.92
ACH	BAXTER, KATHLEEN Reim Monthly Health Prem HEALTH PREM	191.92
	BAXTER, KATHLEEN \$	191.92
ACH	PENMAN, DAVID Reim Monthly Health Prem HEALTH PREM	526.84
	PENMAN, DAVID \$	526.84
ACH	ANGIER, RICHARD Reim Monthly Health Prem HEALTH PREM	526.84
	ANGIER, RICHARD \$	526.84
ACH	MERRILL, DEBORAH Reim Monthly Health Prem HEALTH PREM	181.48
	MERRILL, DEBORAH \$	181.48
ACH	O'DEA, KRISTINE Reim Monthly Health Prem HEALTH PREM	162.24
	O'DEA, KRISTINE \$	162.24
ACH	OAKDEN, LISA Reim Monthly Health Prem HEALTH PREM	870.79
	OAKDEN, LISA \$	870.79
ACH	LAUGHLIN, JOHN Reim Monthly Health Prem HEALTH PREM	143.00
	LAUGHLIN, JOHN \$	143.00
ACH	HUGHBANKS, ROGER	

Check	Payee / Description	Amount
	Reim Monthly Health Prem HEALTH PREM	191.92
	HUGHBANKS, ROGER \$	191.92
ACH	SPENDLOVE, DANNY Reim Monthly Health Prem HEALTH PREM	162.24
	SPENDLOVE, DANNY \$	162.24
ACH	HOULIHAN, JESSE Reim Monthly Health Prem HEALTH PREM	191.92
	HOULIHAN, JESSE \$	191.92
ACH	WARMAN, EVELYN Reim Monthly Health Prem HEALTH PREM	19.24
	WARMAN, EVELYN \$	19.24
ACH	HERNANDEZ, DELIA Reim Monthly Health Prem HEALTH PREM	191.92
	HERNANDEZ, DELIA \$	191.92
ACH	AVILA, ARTHUR L Reim Monthly Health Prem HEALTH PREM	191.92
	AVILA, ARTHUR L \$	191.92
ACH	GUARDIANO, GARY Reim Monthly Health Prem HEALTH PREM	162.24
	GUARDIANO, GARY \$	162.24
ACH	POMERLEAU, THOMAS Reim Monthly Health Prem HEALTH PREM	19.24
	POMERLEAU, THOMAS \$	19.24
ACH	BARRER, SATURNINO Reim Monthly Health Prem HEALTH PREM	334.92
	BARRER, SATURNINO \$	334.92
ACH	LACEY, STEVEN Reim Monthly Health Prem HEALTH PREM	727.79
	LACEY, STEVEN \$	727.79
ACH	MILLS, JOHN Reim Monthly Health Prem HEALTH PREM	19.24
	MILLS, JOHN \$	19.24
ACH	REED, RANDALL Reim Monthly Health Prem HEALTH PREM	669.84
	REED, RANDALL \$	669.84

Check Payee / Description		Amount
ACH	RAMIREZ, REBECCA Reim Monthly Health Prem	HEALTH PREM 334.92
	RAMIREZ, REBECCA	\$ 334.92
ACH	RAZAK, HALLA Reim Monthly Health Prem	HEALTH PREM 143.00
	RAZAK, HALLA	\$ 143.00
ACH	OSBORN, CINDY L Reim Monthly Health Prem	HEALTH PREM 334.92
	OSBORN, CINDY L	\$ 334.92
ACH	FESTA, GARY Reim Monthly Health Prem	HEALTH PREM 263.82
	FESTA, GARY	\$ 263.82
ACH	MENDEZ, DAVID G Reim Monthly Health Prem	HEALTH PREM 354.16
	MENDEZ, DAVID G	\$ 354.16
ACH	DELGADO, FLOR MARIA Reim Monthly Health Prem	HEALTH PREM 143.00
	DELGADO, FLOR MARIA	\$ 143.00
ACH	GROENVELD, NELLETJE Reim Monthly Health Prem	HEALTH PREM 191.92
	GROENVELD, NELLETJE	\$ 191.92
ACH	BATONGMALAQUE, CHARLIE L Reim Monthly Health Prem	HEALTH PREM 382.43
	BATONGMALAQUE, CHARLIE L	\$ 382.43
ACH	BOBBITT, JOHN Reim Monthly Health Prem	HEALTH PREM 143.00
	BOBBITT, JOHN	\$ 143.00
ACH	NEIGHBORS, CLAUDIA Reim Monthly Health Prem	HEALTH PREM 191.92
	NEIGHBORS, CLAUDIA	\$ 191.92
ACH	JONES, LONDON S Reim Monthly Health Prem	HEALTH PREM 15.74
	JONES, LONDON S	\$ 15.74
ACH	CHENG, TINA Y Reim Monthly Health Prem	HEALTH PREM 181.48
	CHENG, TINA Y	\$ 181.48

Check Payee / Description	Amount
---------------------------	--------

ACH	JACKSON, PATRICIA M Reim Monthly Health Prem	HEALTH PREM		162.24
			- - - -	-
	JACKSON, PATRICIA M	\$		162.24
ACH	GIBSON, CONSTANCE A Reim Monthly Health Prem	HEALTH PREM		143.00
			- - - -	-
	GIBSON, CONSTANCE A	\$		143.00
ACH	GU, JASON Reim Monthly Health Prem	HEALTH PREM		162.24
			- - - -	-
	GU, JASON	\$		162.24
ACH	KOPP, LINDA L Reim Monthly Health Prem	HEALTH PREM		19.24
			- - - -	-
	KOPP, LINDA L	\$		19.24
ACH	SCHERCK, JOHN Reim Monthly Health Prem	HEALTH PREM		334.89
			- - - -	-
	SCHERCK, JOHN	\$		334.89
ACH	WOODRUFF, APRIL F Reim Monthly Health Prem	HEALTH PREM		191.92
			- - - -	-
	WOODRUFF, APRIL F	\$		191.92
ACH	ELEBY, CRYSTAL Reim Monthly Health Prem	HEALTH PREM		377.08
			- - - -	-
	ELEBY, CRYSTAL	\$		377.08
ACH	BUCHANAN, JAMES S Reim Monthly Health Prem	HEALTH PREM		143.00
			- - - -	-
	BUCHANAN, JAMES S	\$		143.00
ACH	LUCAS, LARRY Reim Monthly Health Prem	HEALTH PREM		143.00
			- - - -	-
	LUCAS, LARRY	\$		143.00
ACH	LOPEZ, MARK A Reim Monthly Health Prem	HEALTH PREM		334.92
			- - - -	-
	LOPEZ, MARK A	\$		334.92
ACH	SANTA CRUZ, VICTOR Reim Monthly Health Prem	HEALTH PREM		555.11
			- - - -	-
	SANTA CRUZ, VICTOR	\$		555.11
ACH	TRAUGOTT, JEFFREY P Reim Monthly Health Prem	HEALTH PREM		334.92
			- - - -	-

Check	Payee / Description	Amount
	TRAUGOTT, JEFFREY P \$	334.92
ACH	RIVERA, VINCENT J Reim Monthly Health Prem HEALTH PREM	669.84
	RIVERA, VINCENT J \$	669.84
ACH	DOAN, KHANH V Reim Monthly Health Prem HEALTH PREM	669.84
	DOAN, KHANH V \$	669.84
ACH	ARGUELLES, ALEX Reim Monthly Health Prem HEALTH PREM	727.79
	ARGUELLES, ALEX \$	727.79
ACH	PROCTOR, CRAIG Reim Monthly Health Prem HEALTH PREM	727.79
	PROCTOR, CRAIG \$	727.79
ACH	STONE, VICTORIA L Reim Monthly Health Prem HEALTH PREM	526.84
	STONE, VICTORIA L \$	526.84
ACH	KREIMEYER, CARL L Reim Monthly Health Prem HEALTH PREM	334.92
	KREIMEYER, CARL L \$	334.92
ACH	CHAVEZ, NESTOR Reim Monthly Health Prem HEALTH PREM	334.92
	CHAVEZ, NESTOR \$	334.92
ACH	MCCHRISTY, KAREN Reim Monthly Health Prem HEALTH PREM	162.24
	MCCHRISTY, KAREN \$	162.24
ACH	ROSALES, TIMOTEO P Reim Monthly Health Prem HEALTH PREM	669.84
	ROSALES, TIMOTEO P \$	669.84
ACH	PELLY, GARY Reim Monthly Health Prem HEALTH PREM	334.92
	PELLY, GARY \$	334.92
ACH	GUTIERREZ, MICHAEL C Reim Monthly Health Prem HEALTH PREM	354.16
	GUTIERREZ, MICHAEL C \$	354.16
ACH	EMPOWER RETIREMENT P/R 22 11/5/21 Deferred Comp HR 0101100	87,254.98

Report: ZFIR TREASURER	Inland Empire Utilities Agency	Page	41
For 11/01/2021 ~ 11/30/2021	Treasurer Report	Date	12/27/2021

Check	Payee / Description	Amount
-------	---------------------	--------

	EMPOWER RETIREMENT	\$	- - - - -	87,254.98
--	--------------------	----	-----------	-----------

Grand Total Payment Amount: \$ 13,001,823.60

Attachment 2D

Vendor Wires
(excludes Payroll)

Check Payee / Description	Amount
---------------------------	--------

Wire	EMPLOYMENT DEVELOPMENT DEPARTM				
	P/R 23 11/19/21 Taxes	HR	0101300		12,107.94
	P/R 23 11/19/21 Taxes	HR	0101300		74,714.28
				- - - - -	
	EMPLOYMENT DEVELOPMENT DEPARTM\$				86,822.22

Wire	INTERNAL REVENUE SERVICE				
	P/R 23 11/19/21 Taxes	HR	0101300		366,446.77
				- - - - -	
	INTERNAL REVENUE SERVICE		\$		366,446.77

Wire	PUBLIC EMPLOYEES RETIREMENT SY				
	P/R 23 11/19/21 PERS	HR	0101300		199,219.31
	P/R 23 11/19 PERS Adj		P/R 23 11/19		3,592.52
				- - - - -	
	PUBLIC EMPLOYEES RETIREMENT SY\$				202,811.83

Wire	STATE DISBURSEMENT UNIT				
	P/R 23 11/19/21	HR	0101300		2,360.81
				- - - - -	
	STATE DISBURSEMENT UNIT		\$		2,360.81

Wire	STATE DISBURSEMENT UNIT				
	P/R 22 11/5/21	HR	0101100		2,360.81
				- - - - -	
	STATE DISBURSEMENT UNIT		\$		2,360.81

Wire	EMPLOYMENT DEVELOPMENT DEPARTM				
	P/R 22 11/5/21 Taxes	HR	0101100		68,902.48
	P/R 22 11/5/21 Taxes	HR	0101100		12,524.52
				- - - - -	
	EMPLOYMENT DEVELOPMENT DEPARTM\$				81,427.00

Wire	INTERNAL REVENUE SERVICE				
	P/R 22 11/5/21 Taxes	HR	0101100		357,783.01
				- - - - -	
	INTERNAL REVENUE SERVICE		\$		357,783.01

Wire	INTERNAL REVENUE SERVICE				
	P/R DIR 11 11/12/21 Taxes	HR	0101200		2,642.98
				- - - - -	
	INTERNAL REVENUE SERVICE		\$		2,642.98

Wire	EMPLOYMENT DEVELOPMENT DEPARTM				
	P/R DIR 11 11/12/21 Taxes	HR	0101200		412.59
				- - - - -	
	EMPLOYMENT DEVELOPMENT DEPARTM\$				412.59

Wire	STATE BOARD OF EQUALIZATION				
	10/21 Sales Tax Deposit		23784561 10/2		9,120.00
				- - - - -	
	STATE BOARD OF EQUALIZATION		\$		9,120.00

Wire	CALPERS				
	CA Employers's Retiree Benefit Trust		111021		4,500,000.00
				- - - - -	
	CALPERS		\$		4,500,000.00

Check	Payee / Description		Amount
Wire	PUBLIC EMPLOYEES' RETIREMENT S		
	11/21 Health Ins-Retirees, Employees	16590023 11/2	295,605.00
	11/21 Health Ins-Board	16590055 11/2	5,881.10
			- - - - -
	PUBLIC EMPLOYEES' RETIREMENT S\$		301,486.10
Wire	PUBLIC EMPLOYEES RETIREMENT SY		
	P/R 22 11/5 PERS Adj	P/R 22 11/5 A	4,464.39-
	P/R 22 11/5/21 PERS	HR 0101100	211,324.42
			- - - - -
	PUBLIC EMPLOYEES RETIREMENT SY\$		206,860.03
Wire	METROPOLITAN WATER DISTRICT		
	September 2021 Water Purchase	10552	5,028,793.80
			- - - - -
	METROPOLITAN WATER DISTRICT	\$	5,028,793.80

Grand Total Payment Amount: \$ 11,149,327.95

Attachment 2E

Payroll-Net Pay-Directors

INLAND EMPIRE UTILITIES AGENCY

Ratification of Board of Directors

Payroll for November 12 ,2021
Presented at Board Meeting on January 19, 2022

DIRECTOR NAME	GROSS PAYROLL	NET PAYROLL
Jasmin Hall	\$3,317.27	\$2,095.83
Marco A. Tule	\$2,928.66	\$1,815.48
Michael Camacho	\$4,516.91	\$1,695.10
Steven J. Elie	\$4,689.11	\$1,069.03
Paul Hofer	\$0.00	\$0.00
TOTALS	\$15,451.95	\$6,675.44

	Count	Amount
TOTAL EFTS PROCESSED	4	\$6,675.44
TOTAL CHECKS PROCESSED	0	\$0.00
CHECK NUMBERS USED	N/A	

DIRECTOR PAYSHEET
IEUA/MWD
CBWM/CBWB (alternate)
1 of 2

MICHAEL CAMACHO
EMPLOYEE NO.: 1140
ACCOUNT NO.: 10200-120100-100000-501010

OCTOBER 2021

DATE	TYPE OF MEETING	ATTENDANCE	TOTAL COMPENSATION
10/6/2021	IEUA - IEUA Board Workshop/Meeting via MS Teams	Yes	\$260.00
10/7/2021	IEUA - Southern Coalition/Inland Caucus Mtg via MS Teams	Yes	\$260.00
10/11/2021	MWD - Committee Meetings via Zoom	Yes	\$260.00
10/12/2021	MWD - Committee Meetings & Board Meeting via Zoom	Yes	\$260.00
10/13/2021	IEUA - Engineering, Operations & Water Resources Committee Meeting via MS Teams	Yes	\$260.00
10/15/2021	IEUA - Orange County Water Summit in Anaheim	Yes	\$260.00
10/19/2021	IEUA - Meeting w/Jim Curatalo re CBP	Yes	\$260.00
10/20/2021	IEUA - IEUA Board Meeting via MS Teams	Yes	\$260.00
10/26/2021	MWD - Committee Meetings & Board Meeting via Zoom	Yes	\$260.00
10/28/2021	IEUA- RP-5 Construction Site Tour	Yes	\$260.00

TOTAL REIMBURSEMENT \$2,600.00
TOTAL MEETINGS ATTENDED 10
TOTAL MEETINGS PAID 10

Director's Signature



Michael Camacho, Vice President



Approved by: Shivaji Deshmukh

NOTE:

IEUA/MWD/IERCA

Up to 10 days of service per month per Ordinance No. 107, including MWD meetings at \$260.00 (eff. 07/01/19). IEUA pays both primary and alternate for attendance.

CBWM

DIRECTOR PAYSHEET
IEUA/MWD
CBWM/CBWB (alternate)
2 of 2

Up to 10 days of service per month per Ordinance No. 107, including MWD meetings at \$260.00 (eff. 7/01/19). IEUA pays both primary and alternate for attendance. (i.e., \$135.00 - difference between Watermaster \$125.00 and Agency meetings \$260.00 (eff. 7/01/19)). Chino Basin Watermaster does not compensate an alternate Director unless the alternate Director is attending on behalf of an absent primary Director. In accordance to Ordinance No. 107, Section 1, (i) Attendance at any meeting provided for under Sections 1.b,c,e, and f, shall also include payment to both the primary representative and the alternate representative to said body if they both attend said meeting. Record full amount on timesheet for attendance by alternates.

CBWB

Up to 10 days of service per month per Ordinance No. 107 (i.e., \$160.00 - difference between CBWB (\$100.00 and Agency meetings \$260.00 (eff. 7/01/19))), including MWD meetings. CBWB pays directly to IEUA. Record full amount on timesheet.

**DIRECTOR PAYSHEET
IEUA/CBWM/CBWB
CDA (alternate)
1 of 2**

STEVEN J. ELIE
EMPLOYEE NO.: 1175
ACCOUNT NO.: 10200-120100-100000-501010

OCTOBER 2021

DATE	TYPE OF MEETING	ATTENDANCE	TOTAL COMPENSATION
10/5/2021	IEUA - WNA Leadership Council Meeting via Zoom	Yes	\$260.00
10/5/2021	IEUA - NWRI Officers Meeting via MS Teams	Yes (same day)	\$0.00
10/6/2021	IEUA - IEUA Board Workshop/Meeting via MS Teams	Yes	\$260.00
10/6/2021	IEUA - Meeting w/Director Tule, GM Deshmukh and CBWM GM Kavounas in Ontario	Yes (same day)	\$0.00
10/6/2021	IEUA - State of the County 2021/Regional Business Summit	Yes (same day)	\$0.00
10/8/2021	IEUA - SCWC Executive Committee Meeting via Zoom	Yes	\$260.00
10/13/2021	IEUA- IEUA Community & Leg. Meeting and Finance & Administration Meeting via MS Teams	Yes	\$260.00
10/13/2021	CBWM - Chino Basin Sustainability Workshop via Zoom	Yes (same day)	\$0.00
10/13/2021	IEUA - Chino Valley Chamber of Commerce Business Awards & Recognition Dinner	Yes (same day)	\$0.00
10/20/2021	IEUA - IEUA Board Meeting In-Person	Yes	\$260.00
10/21/2021	IEUA - SCWC Quarterly Board Meeting, Annual Meeting & Dinner in Long Beach	Yes	\$260.00
10/27/2021	CBWB - Chino Basin Water Bank Meeting via MS Teams	Yes	\$260.00
10/27/2021	IEUA - Presentation re IEUA at Chino Kiwanis Meeting	Yes (same day)	\$0.00
10/28/2021	CBWM - Chino Basin Watermaster Board Meeting	Yes (decline payment)	\$0.00

TOTAL REIMBURSEMENT \$1,820.00

TOTAL MEETINGS ATTENDED 14

TOTAL MEETINGS PAID 7

Director's Signature



Steven J. Elie, Director



Approved by: Shivaji Deshmukh

DIRECTOR PAYSHEET
IEUA/CBWM/CBWB
CDA (alternate)
2 of 2

NOTE:

IEUA

Up to 10 days of service per month per Ordinance No. 107, including MWD meetings at \$260.00 (eff. 07/01/19). IEUA pays both primary and alternate for attendance.

CBWM

Up to 10 days of service per month per Ordinance No. 107, including MWD meetings at \$260.00 (eff. 7/01/19). IEUA pays both primary and alternate for attendance. (i.e., \$135.00 - difference between Watermaster \$125.00 and Agency meetings \$260.00 (eff. 7/01/19). Chino Basin Watermaster does not compensate an alternate Director unless the alternate Director is attending on behalf of an absent primary Director. In accordance to Ordinance No. 98, Section 1, (i) Attendance at any meeting provided for under Sections 1.b,c,e, and f, shall also include payment to both the primary representative and the alternate representative to said body if they both attend said meeting. Record full amount on timesheet for attendance by alternates.

CDA

Up to 10 days of service per month per Ordinance No. 107, (i.e., \$120.00 - difference between CDA (\$150 and Agency meetings \$260.00 (eff. 7/01/19), including MWD meetings. CDA pays directly to IEUA. Record full amount on timesheet. CDA pays both primary and alternate for attendance.

CBWB

Up to 10 days of service per month per Ordinance No. 107 (i.e., \$160.00 - difference between CBWB (\$100.00 and Agency meetings \$260.00 (eff. 7/01/19)), including MWD meetings. CBWB pays directly to IEUA. Record full amount on timesheet.

****Decline IEUA portion of CBWM***

IEUA DIRECTOR PAYSHEET
IEUA\IERCA\SAWPA
Regional Policy Cte
1 of 2

JASMIN A. HALL
 EMPLOYEE NO.: 1256
 ACCOUNT NO.: 10200-120100-100000-501010

OCTOBER 2021


DATE	TYPE OF MEETING	ATTENDANCE	TOTAL COMPENSATION
10/4/2021	IEUA - Weekly Meeting w/GM Deshmukh via MS Teams	Yes (staff)	\$0.00
10/4/2021	IEUA - Weekly Meeting w/Board Secretary Garzaro via MS Teams	Yes (staff)	\$0.00
10/5/2021	SAWPA - SAWPA PA23 Committee Meeting via Zoom	Yes (Decline payment)	\$0.00
10/5/2021	SAWPA - SAWPA Commission Workshop via Zoom	Yes (Decline payment)	\$0.00
10/5/2021	SAWPA - SAWPA PA24 Committee Meeting via Zoom	Yes (Decline payment)	\$0.00
10/6/2021	IEUA - IEUA Board Workshop/Meeting via MS Teams	Yes	\$260.00
10/7/2021	IEUA - CWEA Webinar Panel via Zoom	Yes	\$260.00
10/7/2021	IEUA - Regional Policy Committee Meeting via MS Teams	Yes (same day)	\$0.00
10/7/2021	IEUA - Asian American Architects/Engineer's Association 43rd Annual Awards Banquet	Yes (same day)	\$0.00
10/8/2021	IEUA - CAAWEF Strategy Follow-up Meeting via Zoom	Yes	\$260.00
10/11/2021	IEUA - Weekly Meeting w/GM Deshmukh via MS Teams	Yes (staff)	\$0.00
10/12/2021	IEUA - IE Works Apprenticeship Summit via Zoom	Yes	\$260.00
10/12/2021	IEUA - Rialto City Council Meeting	Yes (same day)	\$0.00
10/13/2021	IEUA- IEUA Community & Leg. Meeting and Finance & Administration Meeting via MS Teams	Yes	\$260.00
10/14/2021	CASA - CASA Board of Directors Meeting via Zoom	Yes	\$260.00
10/14/2021	SAWPA - Weather Modification Meeting via Zoom	Yes (same day)	\$0.00
10/15/2021	IEUA - Orange County Water Summit in Anaheim	Yes	\$260.00
10/16/2021	IEUA - Virtual Tour of Palmdale Water Reclamation Plant	Yes	\$260.00
10/18/2021	IEUA - Weekly Meeting w/GM Deshmukh via MS Teams	Yes (staff)	\$0.00
10/20/2021	IEUA - IEUA Board Meeting In-person	Yes	\$260.00

IEUA DIRECTOR PAYSHEET
IEUA\IERCA\SAWPA
Regional Policy Cte
2 of 2

10/20/2021	IEUA - Weekly Meeting w/Board Secretary Garzaro via MS Teams	Yes (staff)	\$0.00
10/21/2021	IEUA – Exploring State and Local Water Innovations via GoToMeeting	Yes	\$260.00
10/26/2021	IEUA - Water Energy Education Alliance, Leadership Roundtable via Zoom	Yes (10 mtgs max)	\$0.00
10/26/2021	CBWB – IEWorks Leadership Meeting via Zoom	Yes (10 mtgs max)	\$0.00

TOTAL REIMBURSEMENT \$2,600.00
TOTAL MEETINGS ATTENDED 24
TOTAL MEETINGS PAID 10

Director's Signature



Jasmin A. Hall, President



Approved by: Shivaji Deshmukh, General Manager

NOTE:

IEUA/IERCA

Up to 10 days of service per month per Ordinance No. 107, including MWD meetings at \$260.00 (eff. 07/01/19). IEUA pays both primary and alternate for attendance.

Regional Policy Committee

Up to 10 days of service per month per Ordinance No. 107, including MWD meetings at \$260.00 (eff. 07/01/19.) IEUA pays Regional Policy Committee members (total amount of \$260.00, should reflect on timesheet).

SAWPA

Up to 10 days of service per month per Ordinance No. 107 (i.e., \$40.00 – difference between SAWPA (\$230.00 (eff. 1/21) and Agency meetings \$260.00 (eff. 7/01/19)), including MWD meetings. SAWPA pays both primary and alternate for attendance, including mileage.

CBWB

Up to 10 days of service per month per Ordinance No. 107 (i.e., \$160.00 - difference between CBWB (\$100.00 and Agency meetings \$260.00 (eff. 7/01/19)), including MWD meetings. CBWB pays directly to IEUA. Record full amount on timesheet.

DIRECTOR PAYSHEET**IEUA/IERCA****1 of 1**

PAUL HOFER

EMPLOYEE NO.: 1349

ACCOUNT NO.: 10200-120100-100000-501010

OCTOBER 2021

DATE	TYPE OF MEETING	ATTENDANCE	TOTAL COMPENSATION
10/6/2021	IEUA – IEUA Board Workshop via MS Teams	Yes	\$0.00
10/14/2021	IEUA – Meeting w/GM Deshmukh	Yes	\$0.00
10/20/2021	IEUA - IEUA Board Meeting via MS Teams	Yes	\$0.00
TOTAL REIMBURSEMENT			\$0.00
TOTAL MEETINGS ATTENDED			3
TOTAL MEETINGS PAID			0

NOTE:

IEUA/IERCA

Up to 10 days of service per month per Ordinance No. 107, including MWD meetings at \$260.00 (eff. 07/01/19).

IEUA pays both primary and alternate for attendance.

Director Hofer has waived all stipend payments.

Director's Signature



Paul Hofer, Director



Approved by:

DIRECTOR PAYSHEET
IEUA/CDA
IERCA/REGIONAL POLICY (alternate)/
SAWPA (alternate)
1 of 2

MARCO TULE
 EMPLOYEE NO.: 1520
 ACCOUNT NO.: 10200-120100-100000-501010

OCTOBER 2021

DATE	TYPE OF MEETING	ATTENDANCE	TOTAL COMPENSATION
10/4/2021	IEUA - Meeting w/GM Deshmukh in Claremont	Yes (staff)	\$0.00
10/6/2021	IEUA - IEUA Board Workshop/Meeting via MS Teams	Yes	\$260.00
10/6/2021	IEUA - Meeting w/Director Elie, GM Deshmukh and CBWM GM Kavounas in Ontario	Yes (same day)	\$0.00
10/12/2021	IEUA - IE Works Apprenticeship Summit via Zoom	Yes	\$260.00
10/13/2021	IEUA - Engineering, Operations & Water Resources Committee Meeting via MS Teams	Yes	\$260.00
10/15/2021	IEUA - Meeting w/Samantha Adams and CBWM GM Kavounas in Rancho Cucamonga	Yes	\$260.00
10/18/2021	IEUA - Monthly Meeting w/City of Ontario CM Porada, GM Burton, City Mgr Ochoa via Zoom	Yes	\$260.00
10/18/2021	IEUA - SAWPA Review Meeting w/Manager of Inter-Agency Relations C. Pieroni via Teams	Yes (staff)	\$0.00
10/19/2021	SAWPA - SAWPA Commission Meeting via Zoom	Yes	\$40.00
10/20/2021	IEUA - IEUA Board Meeting via MS Teams	Yes	\$260.00
10/26/2021	IEUA - IE Works Leadership Meeting via Zoom	Yes	\$260.00
10/28/2021	IEUA - RP-5 Construction Site Tour	Yes	\$260.00
10/28/2021	IEUA - Meeting w/Braden Yu, City of Upland	Yes (same day)	\$0.00

TOTAL REIMBURSEMENT \$2,120.00

TOTAL MEETINGS ATTENDED 13

TOTAL MEETINGS PAID 9

Director's Signature


 Marco Tule, Director


 Shivaji Deshmukh, General Manager

Approved by:
 Shivaji Deshmukh, General Manager

DIRECTOR PAYSHEET
IEUA/CDA
IERCA/REGIONAL POLICY (alternate)/
SAWPA (alternate)

2 of 2

NOTE:

IEUA/IERCA

Up to 10 days of service per month per Ordinance No. 107, including MWD meetings at \$260.00 (eff. 07/01/19). IEUA pays both primary and alternate for attendance.

Regional Policy Committee

Up to 10 days of service per month per Ordinance No. 107, including MWD meetings at \$260.00 (eff. 07/01/19.) IEUA pays Regional Policy Committee members (total amount of \$260.00, should reflect on timesheet).

CDA

Up to 10 days of service per month per Ordinance No. 107, (i.e., \$120.00 - difference between CDA (\$150 and Agency meetings \$260.00 (eff. 7/01/19), including MWD meetings. CDA pays directly to IEUA. Record full amount on timesheet. CDA pays both primary and alternate for attendance

SAWPA

Up to 10 days of service per month per Ordinance No. 107 (i.e., \$40.00 – difference between SAWPA (\$220.00 (eff. 1/21) and Agency meetings \$260.00 (eff. 7/01/19), including MWD meetings. SAWPA pays both primary and alternate for attendance, including mileage.

Attachment 2F

Payroll-Net Pay-Employees

Non-Board Members	PP 22 Checks	PP 22 EFTs	PP 23 Checks	PP 23 EFTs	November
NET PAY TO EE	\$0.00	\$856,265.12	\$0.00	\$879,568.46	\$1,735,833.58

INLAND EMPIRE UTILITIES AGENCY

Payroll for November 5, 2021

Presented at Board Meeting on January 19, 2022

GROSS PAYROLL COSTS			\$1,537,287.84
DEDUCTIONS			(\$681,022.72)
NET PAYROLL			856,265.12
NET PAYROLL BREAKDOWN	CHECKS	EFT	TOTAL
CHECKS USED			
TRANSACTION PROCESSED	0	375	375
AMOUNT	\$0.00	\$856,265.12	<u>\$856,265.12</u>

INLAND EMPIRE UTILITIES AGENCY

Payroll for November 19, 2021

Presented at Board Meeting on January 19, 2022

GROSS PAYROLL COSTS			\$1,568,444.50
DEDUCTIONS			(\$688,876.04)
NET PAYROLL			879,568.46
NET PAYROLL BREAKDOWN	CHECKS	EFT	TOTAL
CHECKS USED			
TRANSACTION PROCESSED	0	376	376
AMOUNT	\$0.00	\$879,568.46	<u>\$879,568.46</u>



Report on General Disbursements

Deborah Berry
Manager of Finance and Accounting
January 2022

Staff's Recommendation

- Approve the total disbursements for the month of November 2021 in the amount of \$27,506,616.66.

The Report on General Disbursements is consistent with ***IEUA's Business Goal under Fiscal Responsibility***, specifically safeguarding the Agency's fiscal health to effectively support short-term and long-term needs, while providing the best value for our customers.



909-993-1675



dberry@ieua.org



www.ieua.org



6075 Kimball Ave.
Chino, CA 91708



@IEUAWater

**CONSENT
CALENDAR
ITEM**

1C

Date: January 19, 2022

To: The Honorable Board of Directors

ADD
From: Shivaji Deshmukh, General Manager

Committee: Community & Legislative Affairs

01/12/22

Executive Contact: Kathy Besser, Executive Manager of Ext. & Government Affairs/AGM

Subject: Adoption of the 2022 Legislative Policy Principles

Executive Summary:

Each year, the IEUA Board of Directors adopts federal and state legislative priorities for the upcoming year. The attached Legislative Policy Principles are consistent with the current mission and business goals of the Agency, and are tailored to fit relevant issues that may be addressed during the 2022 legislative sessions.

As legislation can at times be fast moving, the adoption of the Legislative Policy Principles allows staff to be more efficient and effective when taking positions on legislation. The Legislative Policy Principles provide staff with the necessary guidelines in order to make recommendations if actions need to be taken quickly, as well as making position recommendations to the Community and Legislative Affairs Committee and the Board.

Staff's Recommendation:

Adopt the 2022 Legislative Policy Principles.

Budget Impact *Budgeted (Y/N): Y Amendment (Y/N): Y Amount for Requested Approval:*

Account/Project Name:

Not Applicable

Fiscal Impact (explain if not budgeted):

Not Applicable

Prior Board Action:

On December 16, 2020, the Board adopted the 2021 Legislative Policy Principles.

Environmental Determination:

Not Applicable

Business Goal:

Approving legislative policy principles is in line with IEUA's Business Goal of advocating for development of policies, legislation and regulations that benefit the region.

Attachments:

Attachment 1 - 2022 IEUA Legislative Policy Principles

2022 IEUA Legislative Policy Principles

Water Resources and Systems Resiliency

1. Support administrative/legislative and/or regulatory activities that preserve IEUA and the region's ability to pursue water supply options and oppose constraints on supply development.
2. Support administrative and legislative actions promoting the resiliency and improved operability of IEUA's and regional systems.
3. Support administrative and legislative action to identify and promote the use of salt-less water softening technology. Oppose any efforts to endorse salt-based technologies.
4. Support administrative and legislative actions that protect, respond and plan for drought conditions while maintaining the necessary environmental protections.
5. Support administrative and legislative actions on water-use efficiency that create and/or improve regulations and mandates recognizing the variations among the different communities, regions and counties with respect to their capability of withstanding the impacts of drought.
6. Support administrative/legislative actions to advance Conservation as a California Way of Life in a manner that maintains flexibility and local control.
7. Support administrative and legislative actions that promote and/or improve source water quality from various constituents including salinity, PFAS, microplastics, perchlorates, nitrates and volatile organic compounds.
8. Support alternative efforts to a sustainable approach to ensure every Californian has access to safe, clean and reliable water and oppose efforts to impose a public goods charge or other burdensome taxes and fees.
9. Support customer agency and regional legislative positions that align with IEUA's current policy principles.
10. Support administrative/legislative actions that facilitate the adoption of practical uniform water recycling criteria for direct potable reuse through raw water augmentation.
11. Support legislation that provides outreach and education directives for safeguarding our resources and assets.

Organics Recycling/Compost Use

1. Support legislation that promotes the use of compost for multiple uses such as erosion control to protect water resources, water-use efficiency, fire ravaged land remediation and healthy soils.
2. Support administrative and legislative approaches for connecting carbon sequestration with healthy soils and the use of compost.

Regulations/Compliance

1. Support regulations that restrict the use of uncomposted and contaminated organics in commercial compost products.
2. Support administrative and legislative actions for environmental compliance (e.g., air, water, hazardous materials and waste) that provide for regulatory compliance flexibility, promote consistency and reduce regulatory redundancy.
3. Support the development of Public Health Goals (PHGs), Response Levels (RLs), Notification Levels (NLs) or Maximum Contaminant Levels (MCLs) that are established in a process affording

robust opportunities for scientific review and public comment and that consider feasibility, laboratory capacity, analytical methods and implementation costs.

4. Support administrative/legislative actions to improve clarity and workability of the California Environmental Quality Act (CEQA) and eliminate other duplicative, burdensome or cumbersome state processes.
5. Actively monitor and participate where appropriate in the development of water-use efficiency regulations.

Water Quality

1. Support legislative and administrative approaches promoting “polluter pays” principles, extending responsibility for contamination to chemical manufacturers and promoting consumer product responsibility. Parties responsible for introducing contaminants into drinking water sources are held liable for cleanup rather than drinking and wastewater facilities that subsequently store, transport or treat the water.
2. Support legislation and administrative actions to achieve tax-exempt status for water treatment chemicals and ensure access to water treatment chemicals.

Energy

1. Promote water-energy nexus administrative/legislative and/or regulatory activities that preserve IEUA’s and the region’s ability to pursue supply options and oppose constraints on supply development.
2. Support administrative and legislative actions that remove barriers and encourage energy sector investments in water-use efficiency and energy management programs.
3. Support legislation and other programs that would increase the value of the Renewable Energy Credits (RECs) generated and sold by wastewater treatment agencies that utilize their renewable energy on-site in California.
4. Support legislation and other programs that would facilitate self-generation projects, interconnection to the electric grid by reducing interconnection costs, metering requirements, project review processes and timelines.
5. Support administrative and legislative actions that encourage renewable energy through organics management, including landfill diversion.
6. Support legislation, regulations and administrative policies that ensure that power costs reflect the cost of energy procurement, infrastructure, and maintenance.

Financial

1. Support maintaining tax-exempt status for municipal debt.
2. Support measures to reduce the cost of financing water infrastructure projects.
3. Support efforts to reauthorize and/or increase the federal funding limit, an extension of the Title XVI/WIIN grant program, the federal EPA/State Revolving Loan program, the Water Infrastructure Finance and Innovation Act (WIFIA) and other funding mechanisms.
4. Support funding and incentive programs that promote water-use efficiency, including EPA’s *WaterSense* program, education programs and tax exemption incentives.
5. Support funding programs that promote energy efficiency, increase renewable generation, strengthen local grids and energy reliance.

6. Support federal funding for drought relief and adaptive water management opportunities in California.
7. Advocate for funding that ensures a fair and equitable financing process for the public and includes provisions to ensure diversity in the process and equity for financially distressed and underrepresented populations.
8. Support efforts to reinstate public agency advanced bond refunding.
9. Support funding opportunities for local water supply development and water quality improvement projects benefitting IEUA and its member agencies.
10. Support legislation establishing an approach that proactively validates that an agency's rate-setting process conforms with all legal requirements, thereby minimizing uncertainty.
11. Support legislation and administrative actions to secure funding for public water systems and laboratories to defray costs associated with COVID-19.
12. Support legislation and administrative actions that would provide funding or reimbursement for enhanced physical security and cybersecurity for water and power infrastructure.

Administrative/Other

1. Support legislative actions that are aligned with the Agency's goals and objectives and support customer agency and regional legislative positions.
2. Support legislation that encourages collective bargaining.
3. Support legislation that increases local control and limits additional financial burdens related to labor relations and collective bargaining that can be appropriately negotiated at the bargaining table.
4. Support measures that encourage decision-making at the local level.
5. Support local government efforts to establish workforce engagement, succession planning and mentoring programs.
6. Support legislation that streamlines the Workers' Compensation system and makes it easier for employers, employees and health care providers to navigate.
7. Support reform measures that provide sustainable and secure public pensions and other post-retirement benefits to ensure responsive and affordable public services.
8. Support administrative, legislative and regulatory efforts that align with the Agency's commitment to applying the highest standards of fiscal responsibility, integrity, ethical and transparent business practices and principles.

**CONSENT
CALENDAR
ITEM**

1D

Date: January 19, 2022

SSD

To: The Honorable Board of Directors

From: Shivaji Deshmukh, General Manager

Committee: Engineering, Operations & Water Resources

01/12/22

Executive Contact: Christiana Daisy, Deputy General Manager

Subject: Brine Sewer System and Regional Sewer System Manhole Upgrades Construction Contract Award

Executive Summary:

Inland Empire Utilities Agency (IEUA) is responsible for operating and maintaining the Brine Sewer System (BSS) and Regional Sewer System (RSS) throughout the cities of Fontana, Upland, Montclair, Rancho Cucamonga, Ontario, and Chino, as well as the unincorporated areas of San Bernardino County. IEUA's collection crews are tasked with maintaining the existing systems via numerous manholes that have been in service for many years. Many of the existing manholes are showing signs of deterioration and sulfide damage. To address the deterioration, IEUA implemented a manhole upgrade program that has spanned several fiscal years and is anticipated to continue until all manholes have been inspected and upgraded, if required.

This project will install 61 pre-purchased manhole frames and covers at various locations within the cities of Ontario, Rancho Cucamonga, Fontana, and Chino. The project design was completed in-house via collaboration between the Engineering and Construction Management Department and the Operations Division's Collections Team.

On November 4, 2021, IEUA issued an invitation for bids from the under \$2,000,000 pre-qualified contractors. On December 2, 2021, IEUA received three construction bids. Genesis Construction Co. was the lowest, responsible bidder with a bid price of \$367,777 which was under the Engineer's estimate of \$398,000.

Staff's Recommendation:

1. Award a construction contract for the BSS Manhole Upgrades and RSS Manhole Upgrades, Project No's. EN22014 and EN22015, to Genesis Construction Co., in the amount of \$367,777; and
2. Authorize the General Manager to execute the contract, subject to non-substantive changes.

Budget Impact *Budgeted (Y/N): Y Amendment (Y/N): N Amount for Requested Approval:*

Account/Project Name:

EN22014/BSS Manhole Upgrades FY21/22

EN22015/RSS Manhole Upgrades FY21/22

Fiscal Impact (explain if not budgeted):

None.

Prior Board Action:

None.

Environmental Determination:

Categorical Exemption

CEQA identifies certain categories of projects as exempt from more detailed environmental review because these categories have been deemed to have no potential for significant impact on the environment. This project qualifies for a Categorical Exemption Class 1 as defined in Section 15301(b) of the State CEQA Guidelines.

Business Goal:

The BSS Manhole Upgrades and RSS Manhole Upgrades Projects are consistent with IEUA's Business Goal of Wastewater Management, specifically the Asset Management and Water Quality objectives, that IEUA will ensure that systems are well maintained, upgraded to meet evolving requirements, sustainably managed, and accommodate changes in regional water use to protect public health, the environment, and meet anticipated regulatory requirements.

Attachments:

Attachment 1 - PowerPoint

Attachment 2 - Contract

Attachment 1



Regional and Brine Sewer System Manhole Upgrades Construction Contract Award Projects EN22014 & EN22015

Megan Trott, P.E.
Associate Engineer
January 2022

Project Locations

City of Rancho Cucamonga

- 2 Brine System Manholes

City of Fontana

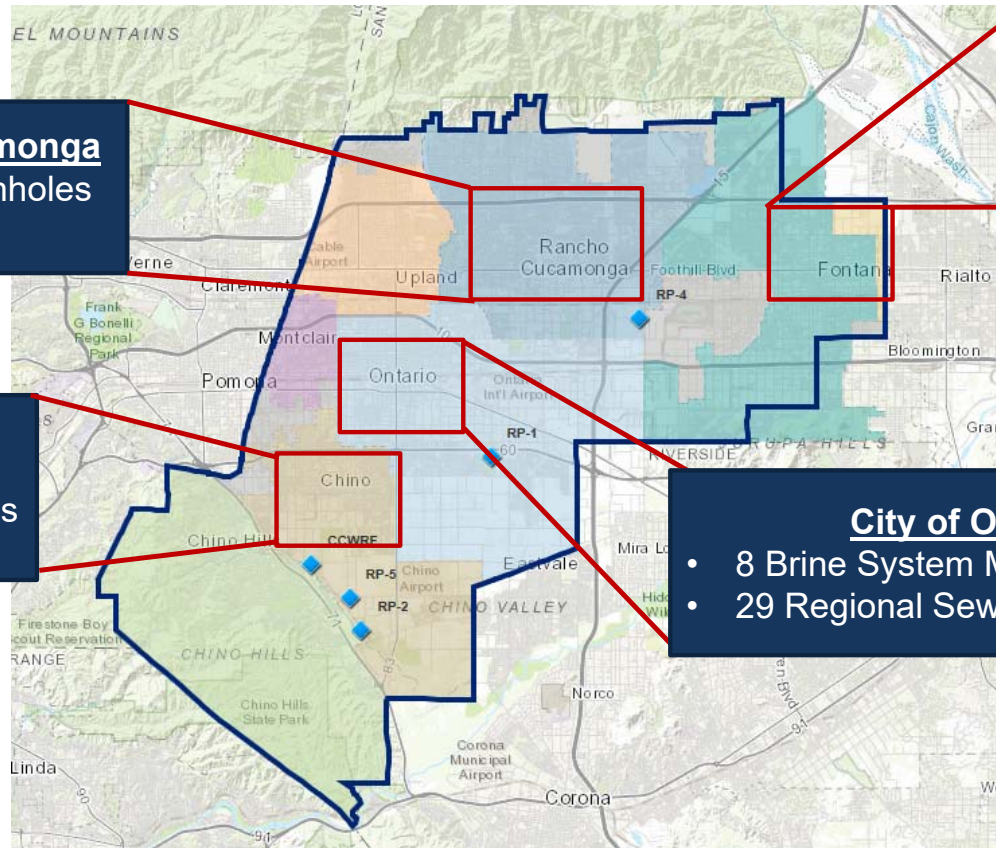
- 4 Brine System Manholes
- 2 Regional Sewer Manholes

City of Chino

- 3 Brine System Manholes
- 14 Regional Sewer Manholes

City of Ontario

- 8 Brine System Manholes
- 29 Regional Sewer Manholes



Project Background/Scope

Background

- 61 deteriorated cast iron manhole frames and covers
- IEUA pre-purchased new composite manhole frames and covers.

EN22014: BSS Manhole Upgrades

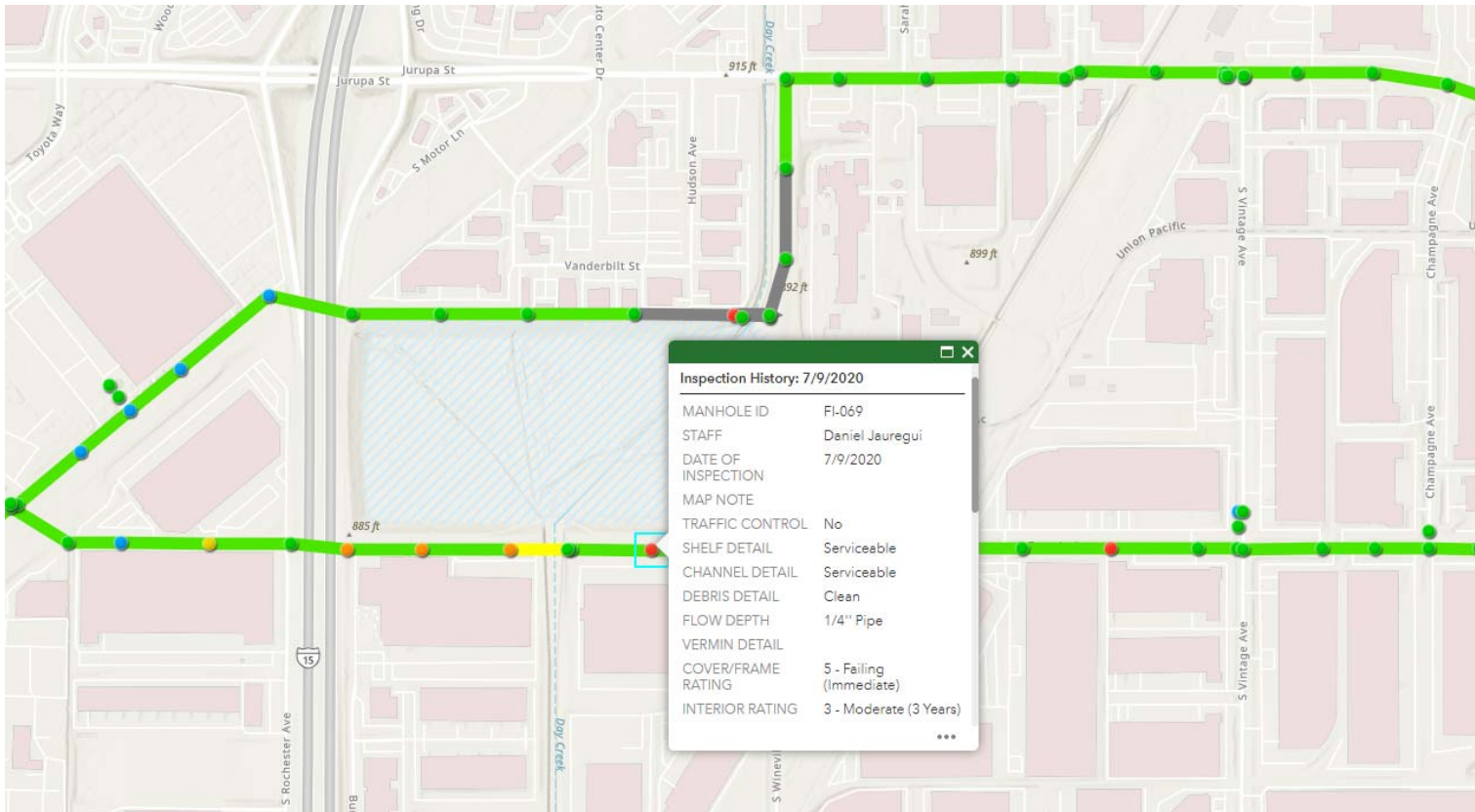
- 17 manholes require frame and cover replacement
- 1 manhole requires relining
- 3 manholes will need to be located

EN22015: RSS Manhole Upgrades

- 44 manholes require frame and cover replacement
- 1 manhole requires relining
- 22 manholes will need to be located



GIS – IEUA Manholes



Contractor Selection

On December 2, 2021, three bids were received:

Bidder's Name	EN22014	EN22015	Additive Items	Total
Genesis Construction	\$100,316	\$231,397	\$36,064	\$367,777
Ferreira Construction	\$85,000	\$231,400	\$62,200	\$378,600
Norstar Plumbing & Engineering	\$135,000	\$315,000	\$66,000	\$516,000
Engineer's Estimate	\$98,000	\$252,000	\$48,000	\$ 398,000

Project Budget and Schedule

Description	EN22014 Estimated Cost	EN22015 Estimated Cost
Design Services	\$11,997	\$14,252
IEUA Design Services (Actuals)	\$11,997	\$14,252
Construction Services	\$24,900	\$48,655
IEUA Construction Services (20%)	\$24,900	\$48,655
Construction	\$136,950	\$267,605
Construction (This Action)	\$124,500	\$243,277
Contingency (10%)	\$12,450	\$24,328
Total Project Cost	\$173,847	\$330,512
Total Project Budget	\$180,000	\$500,000

Project Milestone	Date
Construction	
Construction Contract Award	January 2022
Construction Completion	May 2022

Recommendation

- Award a construction contract for the BSS Manhole Upgrades and RSS Manhole Upgrades, Project No's. EN22014 and EN22015, to Genesis Construction, Co., in the amount of \$367,777; and
- Authorize the General Manager to execute the contract, subject to non-substantive changes.

The BSS and RSS Manhole Upgrades Projects are consistent with the **IEUA's Business Goal of Wastewater Management**, specifically the Asset Management and Water Quality objectives that IEUA will ensure that systems are well maintained, upgraded to meet evolving requirements, sustainably managed, and accommodate changes in regional water use to protect public health, the environment, and meet anticipated regulatory requirements.

Attachment 2

SECTION D - CONTRACT AND RELEVANT DOCUMENTS**1.0 CONTRACT**

THIS CONTRACT, made and entered into this 19 day of January, 2022, by and between Hemet Manufacturing Company, Inc. dba Genesis Construction, hereinafter referred to as "CONTRACTOR," and The Inland Empire Utilities Agency, a Municipal Water District, located in San Bernardino County, California, hereinafter referred to as "IEUA".

WITNESSETH:

That for and in consideration of the promises and agreements hereinafter made and exchanged, IEUA and the CONTRACTOR agree as follows:

- A.** CONTRACTOR agrees to perform and complete in a workmanlike manner, all Work required under these Bid Documents FOR BSS Manhole Upgrades FY21/22 & RSS Manhole Upgrades FY21/22, Project Nos. EN22014/22015, in accordance with the Bid Documents, and to furnish at their own expense, all labor, materials, equipment, tools, and services necessary, except such materials, equipment, and services as may be stipulated in said Bid Documents to be furnished by IEUA, and to do everything required by this Contract and the said Bid Documents.
- B.** For furnishing all said labor, materials, equipment, tools, and services, furnishing and removing all plant, temporary structures, tools and equipment, and doing everything required by this Contract and said Bid Documents; also for all loss and damage arising out of the nature of the Work aforesaid, or from the action of the elements, or from any unforeseen difficulties which may arise during the prosecution of the Work until its acceptance by IEUA, and for all risks of every description connected with the Work; also for all expenses resulting from the suspension or discontinuance of Work, except as in the said Bid Documents are expressly stipulated to be borne by IEUA; and for completing the Work in accordance with the requirements of said Bid Documents, IEUA will pay and said CONTRACTOR shall receive, in full compensation therefore, the price(s) set forth in this Contract.
- C.** That IEUA will pay the CONTRACTOR progress payments and the final payment, in accordance with the provisions of the Contract Documents, with warrants drawn on the appropriate fund or funds as required, at the prices bid in the Bidding and Contract Requirements, Section C - Bid Forms and accepted by IEUA, and set forth in this below.

Total Bid Price for EN22014:

\$ One hundred twenty four thousand five hundred Dollars.

and Zero Cents.

Total Bid Price for EN22015:

\$ Two hundred forty three thousand two hundred seventy seven Dollars.

and Zero Cents.

- D.** IEUA hereby employs the CONTRACTOR to perform the Work according to the terms of this Contract for the above-mentioned price(s), and agrees to pay the same at the time, in the manner, and upon the conditions stipulated in the said Bid Documents; and the said parties for themselves, their heirs, executors, administrators, successors, and assigns, do hereby agree to the full performance of the covenants herein contained.
- E.** The Notice Inviting Bids, Instructions to Bidders, Bid Forms, Information Required of Bidder, Performance Bond, Payment Bond, Contractor's License Declaration, Specifications, Drawings, all General Conditions and Special Conditions and all Project Requirements, and all Addenda issued by IEUA with respect to the foregoing prior to the opening of bids, are hereby incorporated in and made part of this Contract, as if fully set forth.
- F.** The CONTRACTOR agrees to commence Work under this Contract on or before the date to be specified in a written "Notice To Proceed" and to complete said Work to the satisfaction of IEUA one hundred and twenty (120) calendar days after award of the Contract. All Work shall be completed before final payment is made.
- G.** Time is of the essence on this Contract.
- H.** CONTRACTOR agrees that in case the Work is not completed before or upon the expiration of the Contract Time, damage will be sustained by IEUA, and that it is and will be impracticable to determine the actual damage which IEUA will sustain in the event and by reason of such delay, and it is therefore agreed that the CONTRACTOR shall pay to IEUA the amounts as set forth in General Conditions, Section C – Changes to the Contract for each day of delay, which shall be the period between the expiration of the Contract Time and the date of final acceptance by IEUA, as liquidated damages and not as a penalty. It is further agreed that the amount stipulated for liquidated damages per day of delay is a reasonable estimate of the damages that would be sustained by IEUA, and the CONTRACTOR agrees to pay such liquidated damages as herein provided. In case the liquidated damages are not paid, the CONTRACTOR agrees that IEUA may deduct the amount thereof from any money due or that may become due to the CONTRACTOR by progress payments or otherwise under the Contract, or if said amount is not sufficient, recover the total amount.
- I.** In addition to the liquidated damages, which may be imposed if the CONTRACTOR fails to complete the Work within the time agreed upon, IEUA may also deduct from any sums due or to become due to the CONTRACTOR, penalties and fines for violations of applicable local, state, and federal law.
- J.** That the CONTRACTOR shall carry Workers' Compensation Insurance and

require all subcontractors to carry Workers' Compensation Insurance as required by the California Labor Code.

- K.** That the CONTRACTOR shall have furnished, prior to execution of the Contract, two bonds approved by IEUA, one in the amount of one hundred (100) percent of the Contract Price, to guarantee the faithful performance of the Work, and one in the amount of one hundred (100) percent of the Contract Price to guarantee payment of all claims for labor and materials furnished.
- L.** The CONTRACTOR hereby agrees to protect, defend, indemnify and hold IEUA and its employees, Engineer, agents, officers, directors, servants and volunteers free and harmless from any and all liability, claims, judgments, costs and demands, including demands arising from injuries or death of persons (including employees of IEUA and the CONTRACTOR) and damage to property, arising directly or indirectly out of the obligation herein undertaken or out of the operations conducted by the CONTRACTOR, its employees agents, representatives or subcontractors under or in connection with this Contract to the fullest extent permitted by law.

The CONTRACTOR further agrees to investigate, handle, respond to, provide defense for and defend any such claims, demands or suit at the sole expense of the CONTRACTOR.


IN WITNESS WHEREOF, The CONTRACTOR and the General Manager of Inland Empire Utilities Agency*, thereunto duly authorized, have caused the names of said parties to be affixed hereto, each in duplicate, the day and year first above written.

- M.** The CONTRACTOR, by signing the contract does swear under penalty of perjury that no more than one final unappeasable finding of contempt of court by a Federal court has been issued against the CONTRACTOR within the immediately preceding two year period because of the CONTRACTOR's failure to comply with an order of a Federal court which orders the CONTRACTOR to comply with an order of the National Labor Relations Board (Public Contract Code 10296).

Inland Empire Utilities Agency*,
San Bernardino County, California.

By _____
General Manager
Shivaji Deshmukh

CONTRACTOR
Hemet Manufacturing Company, Inc.
dba Genesis Construction

By  _____
0A4E3C9CB9E24C2...
Candace D. Perry, President
Title

* *A Municipal Water District*

**CONSENT
CALENDAR
ITEM**

1E

Date: January 19, 2022

To: The Honorable Board of Directors

SD
From: Shivaji Deshmukh, General Manager

Committee: Engineering, Operations & Water Resources

01/12/22

Executive Contact: Christiana Daisy, Deputy General Manager

Subject: Philadelphia Force Main Improvements Consultant Contract Amendment

Executive Summary:

In July 2018, the Board of Directors awarded a consultant contract to GHD Inc., for the Philadelphia Force Main Improvements Project. During the 50% design review of the initial alignment, the City of Ontario identified various conflicts with the proposed alignment and their future underground improvements. An amendment was issued in February 2020 for GHD to prepare the design for a new alignment. During the review of the 85% design submittal, consistent with the city's requested alignment, Ontario raised additional concerns related to providing additional separation from the existing and the planned utilities within the city streets and public right-of-way. While the concerns and utilities separation can be addressed, the remaining design services contract funds were fully utilized to provide additional exhibits, design materials, feasibility analysis, and engineering support at several meetings between Inland Empire Utilities Agency (IEUA) and Ontario. As a result, an amendment is requested to complete the design and pothole at 60 additional locations to avoid conflicts during construction.

Staff requests an amendment to GHD, Inc., for the additional engineering services during design in the amount of \$163,277, increasing the contract from \$1,262,002 to \$1,425,279 (11% increase).

Staff's Recommendation:

1. Approve a consultant contract amendment for the Philadelphia Force Main Improvements, Project No. EN23002, to GHD Inc., for the not-to-exceed amount of \$163,277, increasing the contract from \$1,262,002 to \$1,425,279 (11% increase); and
2. Authorize the General Manager to execute the consultant contract amendment, subject to non-substantive changes.

Budget Impact *Budgeted (Y/N): Y Amendment (Y/N): N Amount for Requested Approval:*

Account/Project Name:

EN23002/Philadelphia Force Main Improvements

Fiscal Impact (explain if not budgeted):

None.

Prior Board Action:

On July 18, 2018 the Board of Directors approved the consultant contract award for the Philadelphia Force Main Improvements Project to GHD, Inc., for the not-to-exceed amount of \$873,696. The original contract amount of includes the design of the subject Project, No. EN23002, in addition to the Regional Force Main Improvements, Project No. EN19025.

On February 19, 2020, the Board of Directors approved the consultant contract amendment for the Philadelphia Force Main Improvements Project for the not-to-exceed amount of \$248,334.

Environmental Determination:

Categorical Exemption

CEQA identifies certain categories of projects as exempt from more detailed environmental review because these categories have been deemed to have no potential for significant impact on the environment. This project qualifies for a Categorical Exemption Class 1, 2, and 3 as defined respectively in Section 15301(b), 15302(c), and 15303(d) of the State CEQA Guidelines.

Business Goal:

The Philadelphia Force Main Improvements Project is consistent with IEUA's business goal of Wastewater Management, specifically the Asset Management objective that IEUA will ensure the treatment facilities are well maintained, upgraded to meet evolving requirements, sustainability managed, and can accommodate changes in regional water use.

Attachments:

Attachment 1 - PowerPoint

Attachment 2 - Contract Amendment

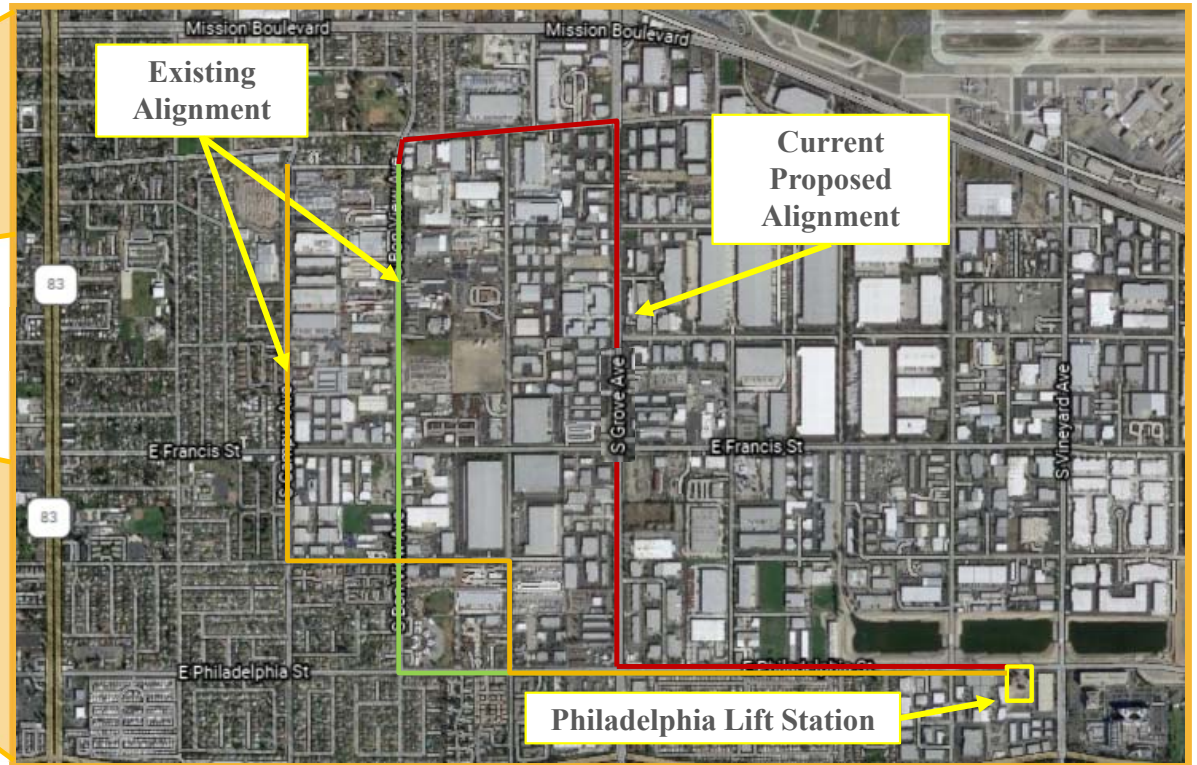
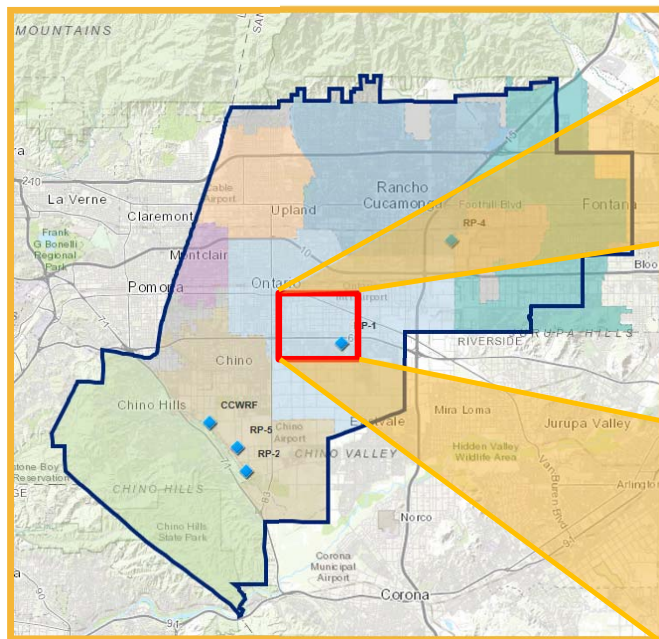
Attachment 1



Philadelphia Force Main Improvements Consultant Contract Amendment Project No. EN23002

Josh Biesiada, CCM
Senior Project Manager
January 2022

Project Location



Project Scope

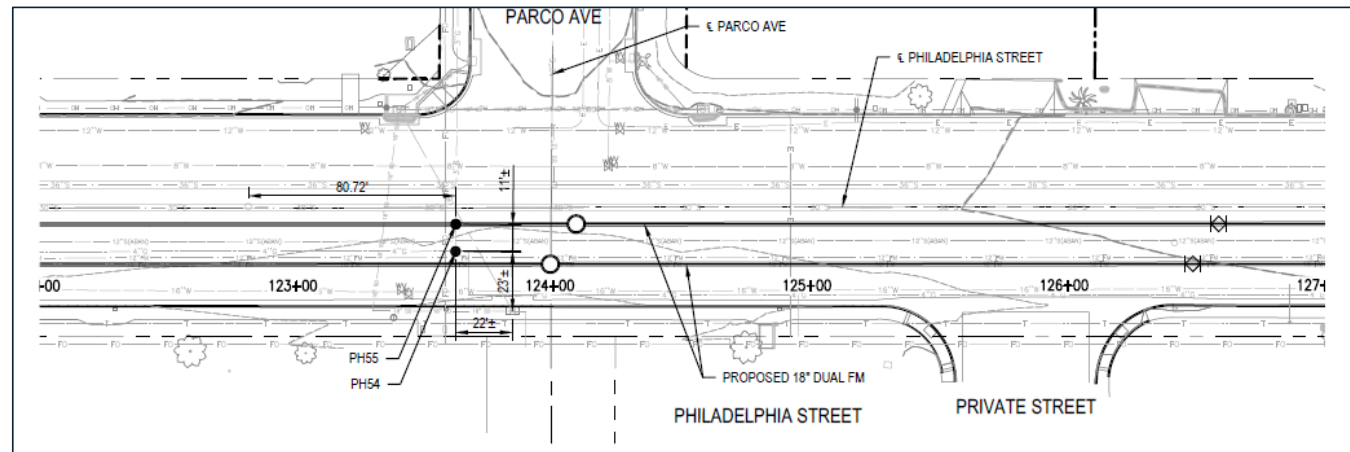
- Project scope includes:
 - New 18-inch diameter dual force mains
 - Isolation valves
 - Air relief valves and blow-offs
 - Maintenance access vaults
 - Hydraulic analysis of lift station
- Initial alignment rejected due to utility conflict
- GHD's contract amended in 2020 for revised alignment



Philadelphia Lift Station

Project Scope (cont.)

- Ontario requested additional separations from utilities
- Additional separation can be achieved
- Additional funds needed to complete design and potholing



PHILADELPHIA AVENUE POTHOLE LOCATIONS		
POTHOLE NUMBER	DESCRIPTION	STATUS
PH54	4" GAS	ADDITIONAL POTHOLE
PH55	3" GAS	ADDITIONAL POTHOLE

Project Budget and Schedule EN23002

Description	Estimated Cost
Design Services	\$1,224,888
Consultant Design Contract (EN23002)	\$549,379*
Amendment No. 1 (EN23002)	\$14,544
Amendment No. 2 (EN23002)	\$248,334
Amendment No. 4 (EN23002, this action)	\$163,277**
IEUA Design Services (Actuals)	\$249,354
Engineering Services During Construction	\$1,463,433
Design Consultant Construction Services (4%)	\$650,415
IEUA Construction Services (5%)	\$813,018
Construction	\$17,886,402
Construction (estimate for EN23002)	\$16,260,365
Contingency (10%)	\$1,626,037
Total Project Cost:	\$20,574,723
Total Project Budget:	\$19,094,788***
Remaining Budget:	(\$1,479,935)

Project Milestone	Date
Design	
Consultant Design Contract Award	July 2018
Design Completion	May 2022
Construction	
Construction Contract Award	August 2022
Construction Completion	November 2023

* The original contract amount of \$873,636 includes the design of the subject Project, No. EN23002, in addition to the Regional Force Main Improvements, Project No. EN19025.

**Amendment No.3 was for GHD to provide construction support services for Project No. EN19025

*** The total project budget will be augmented (if needed) when the construction bids are received.

Recommendation

- Approve a consultant contract amendment for the Philadelphia Force Main Improvements, Project No. EN23002, to GHD Inc., for the not-to-exceed amount of \$163,277, increasing the contract from \$1,262,002 to \$1,425,279 (11% increase); and
- Authorize the General Manager to execute the consultant contract amendment, subject to non-substantive changes

The Philadelphia Force Main Improvements Project are consistent with **IEUA's Business Goal of Wastewater Management**, specifically the Asset Management objective that IEUA will ensure the treatment facilities are well maintained, upgraded to meet evolving requirements, sustainability managed, and can accommodate changes in regional water use.

Attachment 2



CONTRACT AMENDMENT NUMBER: 4600002572-004

FOR

DESIGN CONSULTING SERVICES

FOR

PHILADELPHIA FORCE MAIN IMPROVEMENTS, PROJECT NO. EN23002,

AND THE REGIONAL FORCE MAIN IMPROVEMENTS, PROJECT NO. EN19025

THIS CONTRACT AMENDMENT FOUR is made and entered into this _____ day of _____, 2022, by and between the Inland Empire Utilities Agency, a Municipal Water District, organized and existing in the County of San Bernardino under and by virtue of the laws of the State of California (hereinafter interchangeably referred to as "IEUA" and "Agency") and GHD Inc. with offices located in Irvine, California (hereinafter referred to as "Consultant"), for professional design services in support of Projects EN23002 and EN19025, and shall revise the Contract as herein amended:

SECTION FOUR, SCOPE OF WORK AND SERVICES, IS REVISED TO ADD THE FOLLOWING PARAGRAPH: Consultant's additional services and responsibilities shall be in accordance with **Exhibit 5**, attached hereto, referenced herein and made a part hereof.

SECTION SIX, COMPENSATION, ADDS THE FOLLOWING PARAGRAPH: In compensation for the additional Work represented by this Contract Amendment, Agency shall pay Consultant a **NOT-TO-EXCEED maximum total of \$1,425,279.00** for all services provided. This includes an additional \$163,277.00 in accordance with **Exhibit 5**.

Balance of Contract Remains Unchanged.

Witnesseth, that the Parties hereto have mutually covenanted and agreed as per the above Amendment items, and in doing so have caused this document to become incorporated into the contract documents.

INLAND EMPIRE UTILITIES AGENCY:
(A Municipal Water District)

GHD INC.:

Shivaji Deshmukh
General Manager

(Date)

Greg Watanabe, PE, RACP, MACP
Principal-in-Charge

DocuSigned by:

Greg Watanabe

1/3/2022

Exhibit 5



7 December 2021

Joshua Biesiada
Inland Empire Utilities Agency
6075 Kimball Avenue, Bldg B
Chino, CA 91708

Philadelphia Force Main Improvements Project – Design Amendment #4

Dear Mr. Biesiada

Background

GHD was authorized in July 2018 to complete design of replacement of the force mains receiving flow from the Philadelphia Lift Station in Ontario. The replacement force mains are to be two parallel 18" diameter pipelines constructed of HDPE, with access manhole installations provided periodically along the route. Following initial design in 2019, the City of Ontario expressed concerns regarding the proposed routing. As a result, a change order (#2) was authorized in February 2020 to complete redesign consistent with the City's requested alignment. An 85% design submittal was completed consistent with this authorization in January 2021 and submitted by IEUA to the City for further review.

Review of the 85% design submittal by the City of Ontario raised additional concerns relative to providing additional separation from existing and planned utilities within City streets. This included a planned recycled water pipeline in Philadelphia Street. GHD supported IEUA's negotiations with the City by providing design materials and information to support discussions at several meetings, including investigating the feasibility and associated cost of trenchless installation of portions of the pipeline. Following these meetings, the City staff expressed support routing of the force mains within the previously proposed streets, with revisions in alignment and depth.

IEUA staff authorized GHD to use remaining design funding to provide the services needed to support the negotiations with the City. These funds are now exhausted. The current proposal provides renewed funding to complete the Final Design Phase work, as required to prepare construction bid documents consistent with the force main alignment agreed to by IEUA and the City of Ontario.

Final Design Phase Proposal

Completion of the revised force main design is proposed to be completed in two phases. A 90% submittal will be prepared to reflect the revised alignment. This 90% submittal will be provided for IEUA staff review and comment. It is anticipated IEUA will coordinate final review of this same submittal with the City of Ontario. Once comments are received, minor revisions to address comments will be incorporated and documented as part of a final submittal prepared for bidding.

Prepare 90% (Final)

The 90% phase will include completion of potholing and utility location associated with the revised routing of the force mains. This work is anticipated to include up to 60 pothole excavations, primarily along the proposed route in Philadelphia Street. The City of Ontario has requested one of the force mains be located as close as safe construction will allow to an existing gas main in Philadelphia Street. Where possible location of this gas main will be determined by use of aboveground devices, to limit excavation requirements.

The additional utility results will be used to finalize the force main alignment. Comments previously received from the 85% submittal will also be addressed (where still applicable to the revised alignment) as part of the 90% submittal.

The 90% submittal will include the following and other requirements for the 90% submittal in the existing contract and scope:

- Plan and profile sheets to near 100% completion level showing existing utilities and horizontal alignment and vertical profile
- Detail sheets to near 100% completion level
- Traffic Control Plans to near 100% completion level
- Structural plans and details to near 100% completion level
- Specifications to near 100% completion level
- Final Engineer's Estimate of Probable Construction Cost

GHD will attend a submittal review meeting to discuss IEUA review comments to the 90% submittal. Agenda and meeting notes will be prepared by GHD and submitted to IEUA to document the decisions that were made.

Prepare 100% (Final)

It is anticipated that comments to the 90% submittal will be compiled into a single transmittal to GHD, together with direction on any changes requested. It is anticipated these comments and changes will generally be consistent with the current force main routing and construction methods currently envisioned for the project (i.e., no trenchless installations). Once received, these comments will be addressed and associated revisions provided to the project deliverables. This will constitute the 100% submittal and will be prepared in anticipation of project bidding to contractors. This will include the following:

- 100% Submittal specifications and drawings (signed and stamped)
- 90% comments response log
- Final Engineer's Estimate of Probable Construction Cost

Final Design Schedule

The anticipated schedule for the design period of the project is provided in the attached schedule. This includes anticipated delivery dates of the 90% submittal in March 2022, and the 100% submittal in April 2022.

GHD Design Fees

A detail of the anticipated level of effort and associated fees is provided as Attachment 2. The proposed fee of \$163,277 includes updating rates to reflect those currently approved for GHD on-call work. This amendment is anticipated to incorporate these rates for the balance of design work and support provided during bidding and award.


GHD is pleased to be able to continue to support this important project. Please advise if you have any questions and when we are authorized to proceed.

Regards



Greg Watanabe
Project Director

(562) 206-7979
Greg.Watanabe@ghd.com



Brian Whitaker
Senior Project Manager

(213) 788-7805
Brian.Whitaker@ghd.com

Attachment 1
Inland Empire Utilities Agency
Philadelphia Force Mains Replacement
Amendment 4 Design Schedule

ID	Task Name	Duration	Start	Finish	January 9 16 23 30 February 6 13 20 27 March 6 13 20 27 April 3 10 17 24 May 1 8
1	Final Design Notice to Proceed	1 day	Mon 1/17/22	Mon 1/17/22	◆ 1/17
2	Final Design	78 days	Mon 1/17/22	Wed 5/4/22	
3	Task 1 - 90% Design	75 days	Mon 1/17/22	Mon 5/2/22	
4	Progress Meetings	75 days	Mon 1/17/22	Mon 5/2/22	◆ ◆ ◆ ◆ ◆ ◆ ◆
14	Potholing	4 wks	Mon 1/17/22	Fri 2/11/22	
15	Prepare Final Alignment Drawings	2 wks	Mon 2/7/22	Fri 2/18/22	
16	Prepare Specifications and Address Comments	2 wks	Mon 2/14/22	Fri 2/25/22	
17	Cost Estimate	5 days	Mon 2/28/22	Fri 3/4/22	
18	QC	3 days	Mon 3/7/22	Wed 3/9/22	
19	Submit 90% Deliverable	0 days	Thu 3/10/22	Thu 3/10/22	◆ 3/10
20	IEUA / City of Ontario Review of 90% Submittal	27 days	Thu 3/10/22	Fri 4/15/22	
21	90% Design Review Meeting	1 day	Thu 3/24/22	Thu 3/24/22	
22	Task 2 - 100% Design	13 days	Mon 4/18/22	Wed 5/4/22	
23	Incorporate Comments and Prepare Complete Final Design	10 days	Mon 4/18/22	Fri 4/29/22	
24	Formal QC and submit to IEUA	3 days	Mon 5/2/22	Wed 5/4/22	



IEUA
PHILADELPHIA FORCE MAIN IMPROVEMENTS - EN23002
Amendment 4 - Proposed December 2021

Description	Quality Control		Project Manager		Cost Estimator		Project Engineer		Staff Engineer		Sr Structural Engineer		Sr Traffic Control Engineer		CAD Designer		Traffic Staff Engineer		Administrative / Clerical		Subconsultant		Direct Costs		Total	
	Hrly Rate	\$ 255	Hrly Rate	\$ 235	Hrly Rate	\$ 235	Hrly Rate	\$ 255	Hrly Rate	\$ 170	Hrly Rate	\$ 275	Hrly Rate	\$ 275	Hrly Rate	\$ 120	Hrly Rate	\$ 145	Hrly Rate	\$ 90	10% Markup		\$ 6.50			
	Wk-Hrs	Amount	Wk-Hrs	Amount	Wk-Hrs	Amount	Wk-Hrs	Amount	Wk-Hrs	Amount	Wk-Hrs	Amount	Wk-Hrs	Amount	Wk-Hrs	Amount	Wk-Hrs	Amount	Wk-Hrs	Amount	Wk-Hrs	Amount	Wk-Hrs	Amount	Wk-Hrs	Amount
FINAL DESIGN																										
1 - 90% DESIGN																										
1.1 - Provide 90% Plans, Profiles and Details	4	\$ 1,020	8	\$ 1,880		\$ -	2	\$ 510	34	\$ 5,780	8	\$ 2,200	1	\$ 275	43	\$ 5,160	10	\$ 1,450		\$ -	-	\$ -	110	\$ 660	110	\$ 18,935
1.2 - Traffic Control	-	\$ -		\$ -		\$ -	-	\$ -	-	\$ -	-	\$ -	8	\$ 2,200		\$ -	32	\$ 4,640		\$ -	-	\$ -	40	\$ 240	40	\$ 7,080
1.3 - 90% Cost and Technical Specifications	2	\$ 510	4	\$ 940		\$ -	2	\$ 510	18	\$ 3,060	8	\$ 2,200	12	\$ 3,300	8	\$ 960	4	\$ 580		\$ -	-	\$ -	58	\$ 348	58	\$ 12,408
1.4 - Client / City / Subcontractor Coordination		\$ -	6	\$ 1,410		\$ -	2	\$ 510	6	\$ 1,020	-	\$ -	-	\$ -		\$ -		\$ -		\$ -	-	\$ 77,743	14	\$ 84	14	\$ 80,767
1.5 - City Exhibits		\$ -	1	\$ 235		\$ -		\$ -	5	\$ 850	-	\$ -	-	\$ -	19	\$ 2,280		\$ -		\$ -	-	\$ -	25	\$ 150	25	\$ 3,515
1.6 - Subs Exhibits		\$ -	1	\$ 235		\$ -		\$ -	1	\$ 170	-	\$ -	-	\$ -	4	\$ 480		\$ -		\$ -	-	\$ -	6	\$ 36	6	\$ 921
Subtotal Task 1	6	\$ 1,530	20	\$ 4,700	0	\$ -	6	\$ 1,530	64	\$ 10,880	16	\$ 4,400	21	\$ 5,775	74	\$ 8,880	46	\$ 6,670	0	\$ -	-	\$ 77,743	253	\$ 1,518	253	\$ 123,626
2 - 100% DESIGN																										
2.1 - Provide 100% Plans, Profiles and Details	4	\$ 1,020	9	\$ 2,115		\$ -	2	\$ 510	49	\$ 8,330		\$ -	4	\$ 1,100	57	\$ 6,840	22	\$ 3,190	-	\$ -	-		147	\$ 882	147	\$ 23,987
2.2 - Traffic Control	-	\$ -		\$ -		\$ -		\$ -		\$ -		\$ -		\$ -		\$ -	-	\$ -	-	\$ -	-		-	\$ -	-	\$ -
2.3 - 100% Cost and Technical Specifications	3	\$ 765	9	\$ 2,115	16	\$ 3,760	3	\$ 765	30	\$ 5,100	4	\$ 1,100	4	\$ 1,100	10	\$ 1,200	1	\$ 145		\$ -	-		80	\$ 480	64	\$ 12,770
2.4 - Client & City Coordination	-	\$ -	4	\$ 940		\$ -	2	\$ 510	8	\$ 1,360		\$ -		\$ -		\$ -	-	\$ -	-	\$ -	-		14	\$ 84	14	\$ 2,894
Subtotal Task 2	7	\$ 1,785	22	\$ 5,170	16	\$ 3,760	7	\$ 1,785	87	\$ 14,790	4	\$ 1,100	8	\$ 2,200	67	\$ 8,040	23	\$ 3,335	0	\$ -	-	\$ -	241	\$ 1,446	225	\$ 39,651
Total for Work (Task 1, 2)	13	3,315	42	9,870	16	3,760	13	3,315	151	25,670	20	5,500	29	7,975	141	16,920	69	10,005	-	-	-	77,743	494	2,964	478	163,277
GRAND TOTAL (All Tasks) (Not-to-Exceed)	13	\$ 3,315	42	\$ 9,870	16	\$ 3,760	13	\$ 3,315	151	\$ 25,670	20	\$ 5,500	29	\$ 7,975	141	\$ 16,920	69	\$ 10,005	0	\$ -		\$ 77,743	494	\$ 2,964	478	\$ 163,277

**CONSENT
CALENDAR
ITEM**

1F

Date: January 19, 2022

To: The Honorable Board of Directors

SD
From: Shivaji Deshmukh, General Manager

Committee: Finance & Administration

☐ 01/12/22

Executive Contact: Randy Lee, Executive Manager of Operations/AGM

Subject: Contract Amendment for Purchase of Additional Laserfiche Licenses

Executive Summary:

In 2017, the Agency implemented the enterprise content management system (ECMS) software called Laserfiche to replace the legacy system. Laserfiche provides two main functions. First, it serves as a repository for all significant documents and files that are deemed as Agency records and provides the Records Management team with effective tools for managing the content lifecycle in compliance with existing federal and state regulatory requirements. Secondly, it has the online form capability that enables the digitization of hardcopy forms into intelligent electronic ones.

The Agency initially purchased 200 licenses and assigned to staff working with documents needing to be uploaded to Laserfiche. All staff, regardless of license status, can search and view stored files. After deploying several Laserfiche forms, staff found that licensed users achieve greater functionality, user experience and automation. In consideration of future staffing forecasts, staff is recommending the purchase of 175 additional licenses to provide for added users. The licenses are available for purchase in 25-license increments and must be obtained through the existing support vendor. Thus, this sole source request is for the purchase of 175 Laserfiche Participant licenses through Complete Paperless Solutions.

Staff's Recommendation:

1. Approve the amendment to Contract Number 4600002550, Annual Maintenance and Support Services for Licensed Laserfiche Software with Complete Paperless Solutions, for the purchase of 175 Participant licenses for the amount of \$57,086.31; and
2. Authorize the General Manager to execute the contract amendment.

Budget Impact *Budgeted (Y/N): Y* *Amendment (Y/N): Y* *Amount for Requested Approval: \$ 57,100*

Account/Project Name:

IS22xxx / Laserfiche Participant Licenses

Fiscal Impact (explain if not budgeted):

Prior Board Action:

On April 20, 2016, the Board approved a contract (4600002085) for the Enterprise Content Management System (ECMS) and Associated Licensing Agreement to American MicroImaging, Inc. (AMI), Project No. IS15003, for not-to-exceed amount of \$367,919.50.

On June 3, 2018, the Agency replaced the support vendor AMI with Complete Paperless Solutions (CPS) without affecting the original contract amount. The new contract 4600002550 was therefore issued and serves as a current support contract for Laserfiche.

Environmental Determination:

Not Applicable

Business Goal:

The purchase of additional Laserfiche licenses is consistent with IEUA's Business Goal of Business Practices, specifically, Efficiency and Effectiveness objective that IEUA will apply best industry practices in all processes in maintain or improve the quality and value of the services we provide to our member agencies and the public.

Attachments:

Attachment 1 - PowerPoint Attachment
Attachment 2 - Contract 4600002550



Contract Amendment for Purchase of Additional Laserfiche Licenses

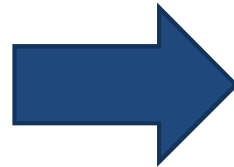
Kanes Pantayatiwong

Manager of Business Information Services


January 2022

Laserfiche - Documents

Document Conversion & Upload



Document Destruction



Document Management & Retention

Laserfiche Search Saved Searches Search Filters

IEUA - Agency Wide 18 entries

Starred Recent Documents

IEUA - Agency Wide

- Accounting & Fiscal Management
- Agency Management
- Board - Committee
- Business Information Services
- Contracts and Procurement
- Drawings
- Engineering and Construction Management
- External Affairs
- Financial Planning
- IERCA
- Laboratory
- Maintenance
- Operations
- Organics Management
- Planning and Environmental Compliance
- Policies and Procedures
- Records Management
- Safety
- Business Information Services
- Incoming Documents

Contracts

4600002550 - Complete Paperless Solutions, LLC. -

Page Fit

All Staff

CONTRACT NUMBER: 4600002550
FOR
MAINTENANCE AND SUPPORT SERVICES
FOR
SEDAS PAPERLESS SOFTWARE


THIS CONTRACT (Contract), is made and entered into by and between the Inland Empire Utilities Agency, a Municipal Water District, and Complete Paperless Solutions, LLC, a California Limited Liability Company, for annual maintenance and support services. The Inland Empire Utilities Agency and Complete Paperless Solutions, LLC are sometimes hereinafter referred to collectively as the "Parties".

NOW, THEREFORE, in consideration of the mutual promises and obligations set forth herein, the parties agree as follows:

- AGENCY PROJECT MANAGER ASSIGNMENT:** All technical direction related to this Contract shall come from the designated Project Manager. Details of the Agency's assignment are listed below:
Project Manager: Kanem Pantayawong
Inland Empire Utilities Agency
Address: 9975 Kimball Avenue
Chino, California 91708
Telephone: (909) 993-1000
Facsimile: (909) 993-1967
Email: kpantaya@ieua.org
- CONSULTANT ASSIGNMENT:** Special inquiries related to this Contract and the effects of this Contract shall be referred to the following:
Consultant: Joe Mernin
Complete Paperless Solutions, LLC
Address: 4025 E. La Palma Ave. Ste. 204
Anaheim, California 92807
Telephone: (714) 335-6877
Facsimile: (714) 716-8215
Email: support@cps247.com

4600002550 LVI: 5/30/2018 Page 1 of 13

Laserfiche - Forms



Inland Empire Utilities Agency A MUNICIPAL WATER DISTRICT

IEUA Check Request Form

Requestors Section
Complete the form below and click the "Submit" button. The form will automatically be routed to the appropriate approvers.

Requester Emp. ID * **First Name:** **Last Name:** **Email:**

Request date: **Amount of check request:** **Date required:**

Account No. *
Non-Project: e.g. Fund-Cost Center-Functional Area-Account Code, or Project: e.g. WBS Element-Account Code.

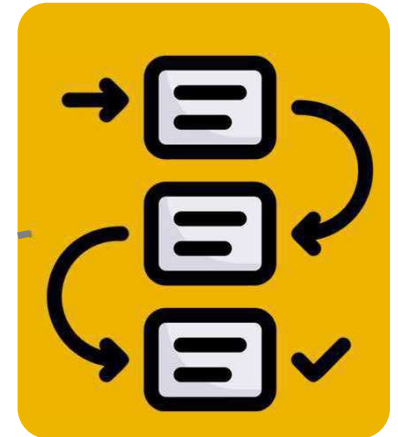
Instructions on what to do with check:
☐ Mail check ☐ Mail with attachment ☐ Return to requestor

Attach Files or Supporting Documents:
[Click here to attach a file](#)
 Check Request - Renewal BIS October 2021-March 77.29KB

Payable Information
If payable is IEUA personnel, use Agency address and location.

Payable to: *

Address: *
 Street Address:
 Address Line 2:
 N/A:



Recommendation

- Approve the amendment to Contract Number 4600002550, Annual Maintenance and Support Services for Licensed Laserfiche Software with Complete Paperless Solutions, for the purchase of 175 Participant licenses for the amount of \$57,086.31.
- Authorize the General Manager to execute the contract amendment.

*The purchase of additional Laserfiche licenses is consistent with IEUA's **Business Goal of Business Practices**, specifically, Efficiency and Effectiveness objective that IEUA will apply best industry practices in all processes in maintain or improve the quality and value of the services we provide to our member agencies and the public.*



CONTRACT AMENDMENT NUMBER: 4600002550-006
FOR
ANNUAL MAINTENANCE AND SUPPORT SERVICES
FOR
LICENSED LASERFICHE SOFTWARE

AMENDMENT NUMBER SIX is made and entered into this ____ day of _____, 2022, by and between the Inland Empire Utilities Agency, a Municipal Water District, organized and existing in the County of San Bernardino under and by virtue of the laws of the State of California (hereinafter referred to as "IEUA" and "Agency") and Complete Paperless Solutions, LLC with offices located in Anaheim, California (hereinafter referred to as "Consultant"), for annual maintenance and support services for the licensed Laserfiche software, LLC, shall revise the contract as amended:

REVISE SECTION 4, SCOPE OF WORK AND SERVICES, ADDING A PARAGRAPH TO READ: Additional Consultant services and responsibilities shall include and be in accordance with Consultant's Quote, dated December 14, 2021, **Exhibit A**, which is attached hereto, referenced herein, and made a part hereof.

REVISE SECTION 6, COMPENSATION, ADDING A PARAGRAPH TO READ: In compensation for the work represented by this Contract Amendment, Agency shall pay Consultant a **NOT-TO-EXCEED MAXIMUM of \$279,309.31** for all services provided. This represents an increase of **\$57,086.31** in accordance with **Exhibit A** which is attached hereto, referenced herein, and made a part hereof.

ALL OTHER PROVISIONS OF THIS CONTRACT REMAIN UNCHANGED

The parties hereto have mutually covenanted and agreed as per the above amendment item, and in doing so have caused this document to become incorporated into the Contract Documents.

INLAND EMPIRE UTILITIES AGENCY:
**A MUNICIPAL WATER DISTRICT*

COMPLETE PAPERLESS SOLUTIONS:

 Shivaji Deshmukh
 General Manager

(Date)

DocuSigned by:

 Claude Schott
 Chief Financial Officer

12/15/2021

(Date)

Exhibit A



Complete **Paperless**
Solutions

Complete Paperless Solutions

5130 E La Palma Av. Ste 206
Anaheim, CA 92807
(866)661-2425
cschott@cps247.com

Quote

ADDRESS

Lauramae Recupero
Inland Empire Utilities Agency
6075 Kimball Avenue
Chino, CA 91708 USA

SHIP TO

Lauramae Recupero
Inland Empire Utilities
Agency
6075 Kimball Avenue
Chino, CA 91708 USA

QUOTE # 2336

DATE 12/14/2021

EXPIRATION DATE 01/31/2022

DATE	ACTIVITY	QTY	RATE	AMOUNT
	MPAR Participant Users	175	290.00	50,750.00
	ERM Laserfiche Records Management Edition DoD 5015.2 Certified	175	29.00	5,075.00
	MPARP Participant Users LSAP	175	27.3314857	4,783.01
	ERMB RIO-Records Management LSAP	175	2.7331429	478.30

SUBTOTAL	61,086.31
DISCOUNT	-4,000.00
TAX	0.00
TOTAL	\$57,086.31

Accepted By

Accepted Date

**CONSENT
CALENDAR
ITEM**

1G

Date: January 19, 2022

To: The Honorable Board of Directors

Committee: Finance & Administration

ADD
From: Shivaji Deshmukh, General Manager

01/12/22

Executive Contact: Javier Chagoyen-Lazaro, Acting Exec Manager of Finance & Admin/AGM

Subject: Approval of the City of Rialto Compensation Agreement

Executive Summary:

The City of Rialto (City) requests approval of a compensation agreement for the sale of the Gateway Property to NewMark Merrill Companies, Inc. Pursuant to redevelopment agency dissolution legislation per Health and Safety Code Section 34171(k) the City must enter into a compensation agreement, Attachment A, with all affected taxing entities for the disposition of properties acquired by the City from the former redevelopment agency. The sale and use of the Gateway Property, located at 1432 South Riverside Avenue, Rialto, California, is consistent with the amended Long Range Property Management Plan (LRPMP) approved by the California Department of Finance in March 2015.

As stated in the executed Purchase and Sale Agreement (PSA), Attachment B, the Gateway Property was sold for a total gross amount of \$3,508,708. The sale will be executed in two phases; Phase I \$1,459,694 (10.80 acres) and Phase II \$2,049,062 (3.95 acres). The outside closing date is December 31, 2022. Net proceeds from the sale, net of associated costs, will be distributed amongst the affected taxing entities based on the allocation percentages detailed on Exhibit B of the Compensation Agreement (Attachment A). The Agency's estimated portion will be approximately \$29,000.

Staff's Recommendation:

1. Approve the Compensation Agreement, substantially in its final form, between the City of Rialto, IEUA, and other affected taxing entities for the sale of the Gateway Property by the Successor Agency to the Redevelopment Agency of the City of Rialto and the City of Rialto to NewMark Merrill Companies, Inc.; and
2. Authorize the General Manager, or his designee, to execute the final Compensation Agreement subject to non-substantive changes.

Budget Impact Budgeted (Y/N): N Amendment (Y/N): N Amount for Requested Approval:

Account/Project Name:

Fiscal Impact (explain if not budgeted):

Proceeds received from the sale and future development of the Gateway Property will increase Agency fund reserves.

Prior Board Action:

On September 20, 2017 the Board approved the Compensation Agreement between the City of Rialto, IEUA, and other affected taxing entities for the transfer of "Area A" property from the Successor Agency to the former City of Rialto to the City of Rialto for construction of Firehouse #205 and future development of a public park for governmental use.

Environmental Determination:

Not Applicable

Business Goal:

The compensation agreement supports IEUA's Business Goal under Fiscal Responsibility, specifically safeguarding the Agency's fiscal health to effectively support short-term and long-term needs, while providing the best value for our customers.

Attachments:

Attachment 1 - Gateway Compensation Agreement 4872-7582-7969 v.1

Attachment 2 - Executed PSA - City of Rialto-Successor Agency-NewMark -

https://www.dropbox.com/s/k8ldirr8sf74bx3/Attachment%20B_Executed%20PSA%20-%20City%20of%20Rialto-Successor%20Agency-NewMark.pdf?dl=0

Attachment 3 - PowerPoint

COMPENSATION AGREEMENT (GATEWAY)

This **COMPENSATION AGREEMENT (GATEWAY)** (this “Compensation Agreement”), dated as of _____, 2021, is entered into by and between the CITY OF RIALTO (the “City”) on the one hand, and the COUNTY OF SAN BERNARDINO (with respect to the County General Fund, Flood Control Zone 2, Flood Control Admin 1 & 2, and County Free Library), BLOOMINGTON PARK & REC DISTRICT, EDUCATION REVENUE AUGMENTATION FUND, SUPERINTENDENT OF SCHOOLS, SAN BERNARDINO COMMUNITY COLLEGE, RIALTO UNIFIED SCHOOL DISTRICT, INLAND EMPIRE JOINT RESOURCE CONSERVATION DISTRICT, SAN BERNARDINO VALLEY MUNICIPAL WATER, CHAFFEY COMMUNITY COLLEGE, COLTON JOINT UNIFIED SCHOOL DISTRICT, FONTANA UNIFIED SCHOOL DISTRICT, WEST VALLEY WATER DISTRICT, INLAND EMPIRE UTILITIES AGENCY, and the CITY OF RIALTO, as a taxing entity, on the other hand (each a “Taxing Entity” and collectively, the “Taxing Entities”). The Taxing Entities and the “City” are the “Parties,” with each being a “Party”.

RECITALS:

A. Pursuant to AB X1 26 (enacted in June 2011), as modified by the California Supreme Court’s decision in *California Redevelopment Association, et al. v. Ana Matosantos, et al.*, 53 Cal.4th 231(2011) (Matosantos), the Redevelopment Agency of the City of Rialto (the “Former Agency”) was dissolved as of February 1, 2012, the Successor Agency was established, and an oversight board to the Successor Agency (the “Oversight Board”) was established.

B. Pursuant to Health and Safety Code Section 34175(b) and the California Supreme Court’s decision in *Matosantos*, on February 1, 2012, properties of the Former Agency transferred to the control of the Successor Agency to the Redevelopment Agency of the City of Rialto (the “Successor Agency”) by operation of law, including the property described in Exhibit A-1 attached hereto and incorporated herein by reference (the “Gateway Property”).

C. Pursuant to Health and Safety Code Section 34191.5(b), the Successor Agency prepared an amended long-range property management plan (the “LRPMP”) which addresses the disposition and use of the properties of the Former Agency, and by letter dated March 10, 2015, the Department of Finance (the “DOF”) approved the Successor Agency’s use or disposition of the properties listed in the LRPMP. The Gateway Property, consisting of seven (7) parcels and identified as Project 12 in the LRPMP, is designated as a City Disposition Property.

D. During the Initial Marketing Period (as defined in the LRPMP), the City of Rialto (“City”) did not acquire the Gateway Property and therefore, pursuant to the LRPMP, the Gateway Property is treated as an Agency Disposition Property.

E. The City and NewMark Merrill Companies, Inc. (“Developer”) previously entered into that certain Exclusive Right to Negotiate Agreement dated June 27, 2017, as amended (“Original ENA”) and are currently also parties to the also named Exclusive Right to Negotiate Agreement dated December 8, 2020 as amended by that certain First Amended and Restated Exclusive Negotiating Agreement dated October 12, 2021 with an effective date of December 8, 2020 (“ENA”).

F. Subsequently, in 2018, the City determined that it was in the best interests of the public and the City to construct Fire Station 205 on a portion of the Gateway Property located at 1485 Willow Avenue rather than on property located at 2530 South Lilac Avenue as originally contemplated by the LRPMP.

G. The City entered into a Compensation Agreement with all affected taxing entities in connection with its acquisition of the property located at 1485 Willow Avenue, Rialto, California, being a portion of Assessor Parcel numbers 0132-161-13 and 0132-202-06 (the “Fire Station 205 Property”).

H. On September 11, 2018, the Successor Agency approved a Purchase and Sale Agreement with the City providing for the sale of the Fire Station 205 Property to the City for governmental use.

I. The Successor Agency owns the remaining parcels of the Gateway Property located at 1432 South Riverside Avenue, Rialto, California, consisting of approximately 15.09 acres located west of Riverside Avenue and north of Valley Boulevard (all or portions of APNs 0132-101-07, 08, 15, 16; 0132-111-03; 0132-161-13; and 0132-202-06).

J. To further the economic development goals established by the Long Range Property Management Plan, the City requested that the Successor Agency enter into a purchase and sale contract (“Gateway Contract”) with City and Developer for the disposition of the Gateway Property. On October 12, 2021, the Gateway Contract was approved by the City Council providing for the sale of the Gateway Property to the Developer at a purchase price of Three Million Five Hundred Eight Thousand Seven Hundred Fifty Eight Dollars (\$3,508,758), based on the fair market value determination (and the related assumptions described therein) set forth in that certain *Appraisal Report* by Curtis-Rosenthal, Inc. (date of value, June 27, 2021).

K. The Gateway Property will be divided for conveyance purposes into one or more parcels containing approximately 11 acres (“Phase 1 Parcels”) and one or more parcels containing approximately 3.92 acres (“Phase 2 Parcel”). If the Closing for the Phase 1 Parcels occurs prior to the Closing for the Phase 2 Parcel, the Purchase Price due and payable for the Phase 1 Parcels shall be One Million Four Hundred Fifty-Nine Thousand Six Hundred Ninety-Five Dollars (\$1,459,695) and the Purchase Price due and payable for the Phase 2 Parcels shall be Two Million Forty-Nine Thousand Sixty Two Dollars (\$2,049,062).

L. The LRPMP provides that the City will enter into a compensation agreement with respect to all of the Agency Disposition Properties acquired by the City, including the Gateway Property, with all of the affected taxing entities, as defined in Health and Safety Code Section 34171(k). The County and other parties to this Agreement are affected taxing entities. The complete list of the Taxing Entities, including the address of each is shown on Exhibit C and the Applicable Tax Rate of each is shown on **Exhibit B**, each of which is attached hereto and incorporated herein by reference.

M. The parties intend that this Agreement govern the transfer of the Gateway Property and any portion thereof acquired by the City and conveyed pursuant to the terms of the Gateway Contract.

N. The purchase price for the Gateway Property under the Gateway Contract is Three Million Five Hundred Eight Thousand Seven Hundred Fifty Eight Dollars (\$3,508,758) of which [insert net sales proceeds being distributed] constitutes the Applicable Net Purchase Price (defined in Section 2.A below) and will be held by the Escrow Agent for distribution pursuant to this Agreement.

O. To promote the public interest, the Taxing Entities and the City are entering into this Compensation Agreement to provide for the City to compensate the Taxing Entities with respect to the Gateway Property in accordance with the terms of this Compensation Agreement.

NOW THEREFORE, IN CONSIDERATION OF THE COMPENSATION, BOTH MONETARY AND NONMONETARY, AND THE COVENANTS PROVIDED HEREIN, THE PARTIES HERETO AGREE AS FOLLOWS:

Section 1. Recitals. The above recitals are true and correct and are a substantive part of this Compensation Agreement.

Section 2. Transfer; Compensation. The Successor Agency will, subject to the occurrence of certain contingent events described in the Gateway Contract, convey all of its interest in and to the Gateway Property, to the City. The City will transfer all or a portion of its interest in and to the Gateway Property pursuant to the Gateway Contract subject to the terms of this Agreement.

The City will transfer all or a portion of the Gateway Property to the Developer pursuant to the Gateway Contract, subject to the following agreement of the Parties as to compensation to be paid by the City with respect to the Gateway Property:

- A. The Parties acknowledge that the Purchase Price for the Gateway Property has been established pursuant to the Gateway Contract, based on an appraisal that identifies the value of the separate component properties comprising the Phase 2 Parcel. The “Applicable Purchase Price” shall mean the applicable fair market value of the Phase 2 Parcel being transferred under the Gateway Contract, based on the value identified in the Gateway Contract. Notwithstanding anything to the contrary, the City may in its discretion, transfer the Property for the then current fair market value as determined by a third party appraisal performed in accordance with the Uniform Standards of Professional Appraisal Practice.
- B. The compensation to be paid by the City to each Taxing Entity with respect to the Gateway Property is established by multiplying the Applicable Tax Rate by the Applicable Net Purchase Price for each parcel which comprise the Gateway Property (the “Compensation Amount”). The “Applicable Tax Rate” is the tax rate for each of the Taxing Entities as provided by the County Auditor-Controller. “Project Area” means the project area created by the Former Agency.

ERAF is entitled to a distribution of Applicable Net Purchase Price proceeds under this Agreement. Pursuant to instruction and direction from the DOF and the Auditor-Controller, there is no need for a separate signatory to execute this Agreement on behalf of ERAF because the ultimate beneficiaries of any distribution of Disposition Proceeds to ERAF are themselves Taxing Entities that are signatories to this Agreement.
- C. Within fourteen (14) calendar days following receipt by the Escrow Agent of the Final Dispositional Proceeds Statement, the Escrow Agent, on behalf of the City, shall remit the Compensation Amount to the Taxing Entities in accordance with **Exhibit B** and **Exhibit C** (the “Payment Date”). City will represent to the Taxing Entities whether it received Temporary Rental Income in connection with the closing of any of the Gateway Property. Temporary Rental Income, if any, will be distributed to the Taxing Entities in proportion based on the Applicable Tax rate of each. For the purposes of this Agreement, the term “Temporary Rental Income” means any lease rental income, use fee income or other income, if any, that may be received by the City with respect to the Property minus the documented costs to the City of improvement, operation and maintenance of such Property for the temporary use prior to the transfer of such property pursuant to the Gateway Contract or other conveyance agreement with regards to all or any portion of Gateway Property.

- D. Accounting Requirements. Prior to the distribution pursuant to subsection 2.C., the City shall provide the Escrow Agent and the Taxing Entities an itemized statement of the Gateway Costs of Sale (the “Initial Disposition Proceeds Statement”), along with evidence, reasonably satisfactory to the Taxing Entities, as to the Gateway Costs of Sale and the City’s calculation of the Net City Proceeds and the Applicable Net Purchase Price. For a period of not less than fourteen (14) business days from receipt of the Initial Disposition Proceeds Statement, each of the Taxing Entities shall have the right to request, in writing delivered to the City, the Escrow Agent, and the other Taxing Entities, a review of such books, records and documents and other relevant items in the possession of City, but only to the extent necessary for a proper determination of Applicable Net Purchase Price and Gateway Costs of Sale in the Initial Disposition Proceeds Statement. If no written requests for review of the Initial Disposition Proceed Statement are received by the City, the Initial Disposition Proceeds Statement shall become final (the “Final Disposition Proceeds Statement”). In the event that a disagreement exists as to the amount of the Applicable Net Purchase Price and/or Gateway Costs of Sale (“Disputed Amount”), any revisions agreed to by the parties shall be set forth in a revised Disposition Proceeds Statement (“Revised Disposition Statement”), which shall thereafter be deemed the Final Disposition Proceeds Statement. If, however, the parties are unable to reach agreement as to a Disputed Amount, the following procedure (“Dispute Procedure”) shall apply:
1. If the Disputed Amount is less than 15% of the Applicable Net Purchase Price, the Initial Disposition Proceeds Statement, without any revisions, shall be deemed approved and become the Final Disposition Proceeds Statement, unless timely challenged.
 2. If the Disputed Amount is greater than 15% of the Applicable Net Purchase Price, the City shall forthwith prepare a revised Disposition Proceeds Statement reflecting that (i) the undisputed Applicable Net Purchase Price (defined to exclude only the Disputed Amount) shall be distributed to all of the Taxing Entities in their proportional shares in accordance with Exhibit C in the manner described in Subsection (C) above; and (ii) that fifty percent (50%) of the Disputed Amount shall be distributed to the City and the remaining fifty percent (50%) of the Disputed Amount shall be distributed to all of the Taxing Entities in their proportional shares in accordance with Exhibit B. The Revised Disposition Proceeds Statement shall be deemed approved and become the Final Disposition Proceeds Statement, unless timely challenged.

Within seven (7) business days of receipt of the Final Disposition Proceeds Statement from the City, the Escrow Agent shall provide to the Taxing Entities and the Auditor-Controller a draft closing settlement statement reflecting the Applicable Purchase Price, the Net City Proceeds from the Final Disposition Proceeds Statement and setting forth the amounts to be distributed to each Taxing Entity (as applicable) (the “Closing Statement”). Notwithstanding anything herein to the contrary, if following the application of a Dispute Procedure, the Parties cannot reach agreement as to the existence or amount of an alleged error or discrepancy of the Disputed Amount and desire to challenge the Dispute Procedure, the aggrieved party may within sixty (60) days pursue all rights available to it at law or in equity. Notwithstanding anything to the contrary, if litigation is filed to challenge the Dispute Procedure, the Escrow Agent shall distribute undisputed Applicable Net Purchase Price (defined to exclude only the Disputed Amount) to all of the Taxing Entities in their proportional shares in accordance with Exhibit C in the manner described in Subsection (C) above, and shall retain in escrow only the Disputed Amount. Neither the Escrow Agent or the County Auditor-Controller shall have any liability for any distributions made pursuant to the Closing Statement or this Agreement.

Section 3. Effective Date. The effective date of this Compensation Agreement (the “Effective Date”) shall be the date that each of the Taxing Entities governing boards have approved this Agreement and directed each of the Taxing Entities (respectively) to execute this Agreement Promptly following the effectiveness of this Agreement, the City shall transmit notice to all the other Parties that the Agreement is effective and specifying the date the Agreement became effective (the “Effective Date”), along with a fully executed copy of the Agreement.

Section 4. Term. The term of this Agreement shall commence on the Effective Date and, unless sooner terminated as otherwise provided in this Agreement, shall expire upon the distribution by the Escrow Holder of all amounts payable to the Taxing Entities under this Agreement, if any. Notwithstanding anything to the contrary, if the events necessary to cause the Effective Date to occur have not all occurred within sixty (60) months from the date this Compensation Agreement is entered into, then, at the conclusion of that sixty (60) month period, this Compensation Agreement shall be terminated in its entirety, and shall be of no further force or effect whatsoever.

Section 5. Authorization. Each Party warrants that the individuals who have signed this Compensation Agreement have the legal power, right, and authority to make this Compensation Agreement and to bind each respective Party.

Section 6. No Personal Liability. No official, agent, or employee of any Party shall be individually or personally liable for any amount which may become due under this Compensation Agreement or on any obligations under the terms of this Compensation Agreement.

Section 7. Assignment. This Compensation Agreement shall not be assignable by any Party without the prior written consent of the other Party.

Section 8. Counterparts. This Compensation Agreement may be executed in any number of counterparts and each of such counterparts shall for all purposes be deemed to be an original; and all such counterparts shall together constitute but one and the same Compensation Agreement. The signature page of any counterpart may be detached therefrom without impairing the legal effect of the signature(s) thereon, provided such signature page is attached to any other counterpart identical thereto having additional signature pages executed by the other Parties. Any executed counterpart of this Agreement may be delivered to the other Parties by facsimile and shall be deemed as binding as if an originally signed counterpart was delivered.

Section 9. Further Assurances. The Parties agree to take all appropriate steps and execute any documents which may reasonably be necessary or convenient to implement the intent of this Compensation Agreement.

Section 10. Notices. All notices and other communications shall be given or made in writing by certified mail, postage prepaid, return receipt requested, or by personal delivery. Notices shall be considered given upon (i) personal delivery, (ii) one business day following timely deposit with a nationally recognized overnight courier service, charges prepaid, or (iii) three business days after deposit in the United States mail, postage prepaid, certified or registered, return receipt requested. Notices shall be addressed as provided in the attached **Exhibit C** for the respective Party; provided that if a Party gives notice of a change of name or address, notices to such Party shall thereafter be given as specified in that notice.

Section 11. Amendment. This Compensation Agreement may be amended at any time, and from time to time, in writing by the Parties.

Section 12. Severability. If one or more of the covenants or agreements provided in this Compensation Agreement on the part of the County or the City to be performed should be determined by a court of competent jurisdiction to be contrary to law, such covenant or agreement shall be deemed and construed to be severable from the remaining covenants and agreements herein contained and shall in no way affect the validity of the remaining provisions of this Compensation Agreement.

Section 13. Construction. The Parties agree that each Party and its counsel have reviewed this Compensation Agreement and that any rule of construction to the effect that ambiguities are to be resolved against the drafting Party shall not apply in the interpretation of this Compensation Agreement or any amendments or exhibits thereto. This Compensation Agreement shall be construed as a whole according to its fair language and common meaning to achieve the objectives and purposes of the Parties.

Section 14. Binding on Successors and Assigns. All the covenants, promises and agreements in this Compensation Agreement contained by or on behalf of the County or the City shall bind and inure to the benefit of their respective successors and assigns, whether so expressed or not.

Section 15. No Third Party Beneficiaries. This Compensation Agreement is made and entered into for the sole protection and benefit of the Parties and their successors and assigns. No other person shall have any right of action based upon any provision of this Compensation Agreement.

Section 16. Governing Law. This Compensation Agreement is made in the State of California under the Constitution and laws of the State of California, and is to be so construed. Any action to enforce or interpret this Agreement shall be filed and heard in the Superior Court of San Bernardino County, California or in the Federal District Court for the Central District of California.

Section 17. Third Party Litigation Regarding Agreement. In the event litigation is initiated by any third party attacking the validity of this Agreement or its implementation, each Party shall in good faith defend and seek to uphold the Agreement and; except as provided in Section 17, each shall bear its own costs in connection with any such litigation.

Section 18. Indemnification. The City hereby agrees to indemnify, protect, hold harmless and defend (by counsel reasonably satisfactory to the Taxing Entities) each Taxing Entity, its council members, governing board members, directors, officers, agents, employees, consultants, contractors, and representatives (collectively, including Seller, the “**Indemnitees**”) from all suits, actions, claims, causes of action, costs, demands, judgments and liens brought by a third party and arising out of or relating to distribution of the Compensation Amount pursuant to this Agreement to any Taxing Entity other than itself, except as caused or arising out of the willful misconduct or gross negligence of any Indemnitees. The provisions of this Section shall survive expiration of the Term or other termination of this Agreement, and shall remain in full force and effect.

Section 19. Attorneys’ Fees. In any action which a Party brings to enforce its rights hereunder, the unsuccessful Party or Parties shall pay all costs incurred by the prevailing party, including reasonable attorneys’ fees.

Section 20. Entire Agreement; Amendment. This Agreement constitutes the entire and integrated agreement of the Parties and supersedes all prior negotiations, representations, or agreements, either written or oral, relating to the subject matter of this Agreement. This Agreement may be modified only in writing and only if approved and signed by all of the Parties.

Section 21. Non-Waiver. No waiver of a breach, failure of any condition, or any right or remedy contained in or granted by the provisions of this Agreement will be effective unless it is in writing and signed by the waiving Parties.

Section 22. No Partnership. Nothing contained in this Agreement shall be construed to constitute any Party as a partner, employee, joint venturer, or agent of any other Party.

Section 23. Ambiguities. Any rule of construction to the effect that ambiguities are to be resolved against the drafting party does not apply in interpreting this Agreement.

Section 24. Action or Approval. Whenever action and/or approval by the City is required under this Agreement, the City Manager or the City Manager's designee may act on and/or approve such matter unless specifically provided otherwise, or unless the City Manager determines in the City Manager's discretion that such action or approval requires referral to the City Council for consideration.

Section 25. County Taxing Entities. The County of San Bernardino administers funds for the following special districts and funds, and, in addition to entering into this Agreement for itself, is authorized to, and has entered into this Agreement on behalf of the following:

- (1) San Bernardino County Free Library;
- (2) Flood Control District;
- (3) Flood Control Zone 2; and
- (4) Flood Control Administration 1 & 2.

Section 26. Notice of Compensation Agreement Related to Real Property and Release. No later than fourteen (14) business days after the Effective date of this Agreement, the City shall record in the Official Records of the County of San Bernardino a Notice of Compensation Agreement Related to Real Property, in the form attached hereto as **Exhibit D** and incorporated herein by reference (the "Notice of Compensation Agreement"). The Notice of Compensation Agreement shall be recorded by the City against the Remainder Property. The City shall mail or transmit electronic copies of the recorded Notice of Compensation Agreement within a reasonable time of the City's receipt of the recorded Notice of Compensation Agreement.

Concurrently with the close of escrow on the transfer of any portion of the Remainder Property pursuant to the Gateway Contract, the City shall have the right to record a complete or partial "Release of the Notice of Compensation Agreement" substantially in the form attached hereto as **Exhibit E** and incorporated herein by reference with respect only to the portion of the Remainder Property being sold and such release shall have no effect on any portion of the Remainder Property not included in said closing (and subject to a future transfer pursuant to the Gateway Contract).

This **AGREEMENT** shall inure to the benefit of and be binding upon the successors and assigns of all PARTIES.

IN WITNESS WHEREOF, this **AGREEMENT** has been fully executed on behalf of the COUNTY, on behalf of each of the following entities and funds, on behalf of the Taxing Entities, and on behalf of the CITY, and each by its duly authorized representative.

**County of San Bernardino General Fund
San Bernardino County Free Library
Flood Control District;
Flood Control Zone 2; and
Flood Control Administration 1 and 2**

CITY OF RIALTO

By: _____
Deborah Robertson Mayor

Curt Hagman, Chairman Board of Supervisors

Dated: _____, 2021

Address: Rialto Civic Center
150 S. Palm Avenue
Rialto, CA 92376
Attn: Marcus Fuller

SIGNED AND CERTIFIED THAT A COPY OF
THIS DOCUMENT HAS BEEN TO THE CHAIR
OF THE BOARD

Approved as to Legal Form

Lynna Monnell, Clerk of the Board of Supervisors

By: _____
Eric Vail, City Attorney
City of Rialto

By: _____
Deputy

Dated: _____, 2021

Approved as to Legal Form
San Bernardino County, California

Attested by City Clerk

, Interim County Counsel

By: _____
Barbara McGee, City Clerk

Deputy County Counsel

Dated: _____, 2021

SUPERINTENDENT OF SCHOOLS

**SAN BERNARDINO COMMUNITY
COLLEGE**

By: _____
Its: _____

By: _____
Its: _____

RIALTO UNIFIED SCHOOL DISTRICT

**INLAND EMPIRE JOINT RESOURCE
CONSERVATION DISTRICT**

By: _____
Its: _____

By: _____
Its: _____

**SAN BERNARDINO VALLEY MUNICIPAL
WATER**

CHAFFEY COMMUNITY COLLEGE

By: _____
Its: _____

By: _____
Its: _____

**COLTON JOINT UNIFIED SCHOOL
DISTRICT**

WEST VALLEY WATER DISTRICT

By: _____
Its: _____

By: _____
Its: _____

FONTANA UNIFIED SCHOOL DISTRICT

By: _____
Its: _____

INLAND EMPIRE UTILITIES AGENCY

By: _____
Its: _____

EXHIBIT A-1

LEGAL DESCRIPTION OF GATEWAY PROPERTY

EXHIBIT B**APPLICABLE TAX RATES FOR GATEWAY PROPERTY**

	Allocation Percentages
Taxing Entity	
COUNTY GENERAL FUND	0.15423902
EDUCATION REVENUE AUGMENTATION FUND	0.23355468
FLOOD CONTROL ZONE 2	0.02737905
FLOOD CONTROL ADMIN 1 & 2	0.00192501
COUNTY FREE LIBRARY	0.01493467
SUPERINTENDENT OF SCHOOLS	0.00529261
SUPERINTENDENT OF SCHOOLS	0.00072854
SUPERINTENDENT OF SCHOOLS	0.00208204
SUPERINTENDENT OF SCHOOLS	0.00134199
SUPERINTENDENT OF SCHOOLS	0.00045063
CITY OF RIALTO	0.14137198
CHAFFEY COMMUNITY COLLEGE	0.00777582
SAN BERNARDINO COMMUNITY COLLEGE	0.04475586
BCOLTON JOINT UNIFIED SCHOOL DISTRICT	0.06342689
FONTANA UNIFIED SCHOOL DISTRICT	0.04993935
RIALTO UNIFIED SCHOOL DISTRICT	0.21336665
BLOOMINGTON PARK & REC DISTRICT	0.00022243
INLAND EMPIRE JT RESOURCE CONS DIST	0.00168393
INLAND EMPIRE UTILITIES AGENCY	0.00662941
INLAND EMPIRE UTILITIES AGENCY	0.00177854
SAN BERNARDINO VALLEY MUNI WATER	0.01733846
WEST VALLEY WATER DISTRICT	0.00978242
Grand Total ALL Taxing Entities	1.00000000

EXHIBIT C

LIST OF ADDRESSES FOR NOTICE PURPOSES

TAXING ENTITY	Addresses
COUNTY GENERAL FUND	Mr. Gary Hallen, Director, Community Development and Housing Department Officer County of San Bernardino 385 N. Arrowhead Avenue, 5th Floor San Bernardino, CA 92415
FLOOD CONTROL ZONE 2	Mr. Gary Hallen, Director, Community Development and Housing Department Officer County of San Bernardino 385 N. Arrowhead Avenue, 5th Floor San Bernardino, CA 92415
FLOOD CONTROL ADMIN 1 & 2	Mr. Gary Hallen, Director, Community Development and Housing Department Officer County of San Bernardino 385 N. Arrowhead Avenue, 5th Floor San Bernardino, CA 92415
COUNTY FREE LIBRARY	Mr. Gary Hallen, Director, Community Development and Housing Department Officer County of San Bernardino 385 N. Arrowhead Avenue, 5th Floor San Bernardino, CA 92415
EDUCATION REVENUE AUGMENTATION FUND	
SUPERINTENDENT OF SCHOOLS	Mr. Tom Cassida, Director San Bernardino County Superintendent of Schools 601 N. "E" Street San Bernardino, CA 92415-0020
CITY OF RIALTO	Mr. Marcus Fuller City Manager City of Rialto 150 S. Palm Avenue Rialto, CA 92376
CHAFFEY COMMUNITY COLLEGE	Mr. Lawrence Strong Director of Fiscal Services San Bernardino Community College District 5885 Haven Avenue Rancho Cucamonga, CA 91737
SAN BERNARDINO COMMUNITY COLLEGE	Mr. Lawrence Strong Director of Fiscal Services San Bernardino Community College District 114 S. Del Rosa Drive San Bernardino, CA 92408

TAXING ENTITY**Addresses**

COLTON JOINT UNIFIED SCHOOL DISTRICT	Mr. Frank Miranda, Superintendent Colton Joint Unified School District 1212 Valencia Drive Colton, CA 92324
FONTANA UNIFIED SCHOOL DISTRICT	Mr. Randal S. Bassett Superintendent Fontana Unified School District 9680 Citrus Avenue Fontana, CA 92335
RIALTO UNIFIED SCHOOL DISTRICT	Dr. Cuauhtemoc Avila, Superintendent Rialto Unified School District 182 S. Walnut Avenue Rialto, CA 92376
INLAND EMPIRE JT. RESOURCE CONS. DISTRICT	Ms. Mandy Parkes, District Manager Inland Empire Joint Resource Correction District 25864-K Business Center Drive Redlands, CA 92374
INLAND EMPIRE UTILITIES AGENCY	Mr. Shivaji Deshmukh, General Manager Inland Empire Utilities Agency 6075 Kimball Avenue Chino Hills, CA 91710
SAN BERNARDINO VALLEY MUNI WATER	Ms. Cindy Saks, Dep. General Manager San Bernardino Valley Municipal Water 380 E. Vanderbilt Way San Bernardino, CA 92408
WEST VALLEY WATER DISTRICT	Mr. Shamindra Manbahal General Manager West Valley Water District P.O. Box 920 Rialto, CA 92377

EXHIBIT D

**FORM OF NOTICE OF COMPENSATION AGREEMENT
RELATED TO REAL PROPERTY**

RECORDING REQUESTED BY AND WHEN RECORDED MAIL TO:

Rialto Civic Center
150 S. Palm Avenue
Rialto, CA 92376

Attn: Marcus Fuller, City Manager

NO FEE FOR RECORDING PURSUANT TO
GOVERNMENT CODE SECTIONS 6103 AND 27383

(SPACE ABOVE THIS LINE FOR RECORDER'S USE)

NOTICE OF COMPENSATION AGREEMENT

RELATED TO REAL PROPERTY

(GATEWAY PROPERTY)

NOTICE IS HEREBY GIVEN, that the CITY OF RIALTO (the "City" and "Owner") on the one hand, and the COUNTY OF SAN BERNARDINO (with respect to the County General Fund, Flood Control Zone 2, Flood Control Admin 1 & 2, and County Free Library), Education Revenue Augmentation Fund, Superintendent of Schools, San Bernardino Community College, Rialto Unified School District, Inland Empire Joint Resource Conservation District, San Bernardino Valley Municipal Water, Chaffey Community College, Colton Joint Unified School District, Fontana Unified School District, West Valley Water District, Inland Empire Utilities Agency and the City of Rialto, as a taxing entity, on the other hand (each a "Taxing Entity" and collectively, the "Taxing Entities") entered into that certain Compensation Agreement, dated _____, 2021 (the "Compensation Agreement"), with reference to that certain real property located in the City located at _____, at _____, assessor's parcel number(s) _____, and further described in Exhibit A incorporated herein by reference (the "Property").

Among other requirements, the LRPMP requires the City to execute a compensation agreement with the Taxing Entities providing for a contingent payment of Disposition Proceeds (as defined in the Compensation Agreement) upon the City's disposition of the Property, under specified conditions.

The Compensation Agreement includes certain obligations related to the Property, including without limitation and as further described in the Compensation Agreement:

A requirement that the Owner provide the Taxing Entities and the County Auditor-Controller a Disposition Proceeds Statement including the information required under Section 2.D of the Compensation Agreement.

A requirement for the Owner to remit the Compensation Amount to the Escrow Agent for

distribution to the Taxing Entities in proportion to their Property Tax Percentage Shares base property tax as determined by the City using data from the County's Auditor-Controller and require the Escrow Agent to distribute the funds pursuant to Health and Safety Code Section 34188 and subject to Section 2 of the Compensation Agreement.

A complete copy of the Compensation Agreement is maintained in the Office of the City Clerk, and is available to review at 150 S. Palm Avenue, Rialto, CA 92376 between 9 a.m. and 5 p.m.

In the event of any conflict between this Notice of Compensation Agreement Related to Property (the "Notice") and the Compensation Agreement, the terms of the Compensation Agreement shall prevail.

Upon the satisfaction of the requirements of Section 25 of the Compensation Agreement, the City shall release this Notice (the "Release"), by the execution and recordation of a release in substantially the form attached hereto as Exhibit B, incorporated herein by reference.

This Notice is being recorded and filed by the Owner of the Property, and shall be indexed against the Owner's interest in the Property.

[Remainder of Page Left Intentionally Blank.]

IN WITNESS WHEREOF, this Notice has been fully executed on behalf of the **COUNTY**, on behalf of each of the following entities and funds, on behalf of the Taxing Entities, and on behalf of the **CITY**, and each by its duly authorized representative.

**County of San Bernardino General Fund
San Bernardino County Free Library
Flood Control District;
Flood Control Zone 2; and
Flood Control Administration 1 and 2**

CITY OF RIALTO

By: _____
Deborah Robertson Mayor

Curt Hagman, Chairman Board of Supervisors

Dated: _____, 2021

Address: Rialto Civic Center
150 S. Palm Avenue
Rialto, CA 92376
Attn: Marcus Fuller

SIGNED AND CERTIFIED THAT A COPY OF
THIS DOCUMENT HAS BEEN TO THE CHAIR
OF THE BOARD

Approved as to Legal Form

Lynna Monnell, Clerk of the Board of Supervisors

By: _____
Eric Vail, City Attorney
City of Rialto

Dated: _____, 2021

By: _____
Deputy

Approved as to Legal Form
San Bernardino County, California

Attested by City Clerk

_____, Interim County Counsel

By: _____
Barbara McGee, City Clerk

Deputy County Counsel

Dated: _____, 2021

[ALL SIGNATURES MUST BE NOTARIZED]

SUPERINTENDENT OF SCHOOLS

**SAN BERNARDINO COMMUNITY
COLLEGE**

By: _____
Its: _____

By: _____
Its: _____

RIALTO UNIFIED SCHOOL DISTRICT

**INLAND EMPIRE JOINT RESOURCE
CONSERVATION DISTRICT**

By: _____
Its: _____

By: _____
Its: _____

**SAN BERNARDINO VALLEY MUNICIPAL
WATER**

CHAFFEY COMMUNITY COLLEGE

By: _____
Its: _____

By: _____
Its: _____

**COLTON JOINT UNIFIED SCHOOL
DISTRICT**

WEST VALLEY WATER DISTRICT

By: _____
Its: _____

By: _____
Its: _____

FONTANA UNIFIED SCHOOL DISTRICT

By: _____
Its: _____

INLAND EMPIRE UTILITIES AGENCY

By: _____
Its: _____

A notary public or other officer completing this certificate verifies only the identity of the individual who signed the document to which this certificate is attached, and not the truthfulness, accuracy, or validity of that document.

STATE OF CALIFORNIA)

)

CITY OF _____)

On _____, before me, _____, Notary Public, personally appeared _____, who proved to me on the basis of satisfactory evidence to be the person(s) whose name(s) is/are subscribed to the within instrument and acknowledged to me that he/she/they executed the same in his/her/their authorized capacity(ies), and that by his/her/their signature(s) on the instrument the person(s), or the entity upon behalf of which the person(s) acted, executed the instrument.

I certify UNDER PENALTY OF PERJURY under the laws of the State of California that the foregoing paragraph is true and correct.

WITNESS my hand and official seal.

Name: _____

Notary Public

EXHIBIT E

FORM OF RELEASE AGREEMENT

**RELEASE OF NOTICE OF COMPENSATION AGREEMENT
RELATED TO REAL PROPERTY**

RECORDING REQUESTED BY AND WHEN RECORDED MAIL TO:

Rialto Civic Center
150 S. Palm Avenue
Rialto, CA 92376

Attn: Marcus Fuller, City Manager

NO FEE FOR RECORDING PURSUANT TO
GOVERNMENT CODE SECTIONS 6103 AND 27383

(SPACE ABOVE THIS LINE FOR RECORDER'S USE)

FORM OF RELEASE AGREEMENT

RELEASE OF NOTICE OF COMPENSATION AGREEMENT

RELATED TO REAL PROPERTY

(GATEWAY PROPERTY)

This Release of Notice of Compensation Agreement Related to Real Property is made as of [INSERT DATE] (the "Notice"), by the CITY OF RIALTO, in its capacity as a taxing entity (the "City") and in its capacity as the Owner of that certain real located ADDRESS, in the City of Rialto, and further described in Exhibit A incorporated herein by reference (the "Property").

RECITALS

A. The CITY OF RIALTO (the "City") on the one hand, and the COUNTY OF SAN BERNARDINO (with respect to the County General Fund, Flood Control Zone 2, Flood Control Admin 1 & 2, and County Free Library), Education Revenue Augmentation Fund, Superintendent of Schools,, San Bernardino Community College, Rialto Unified School District, Inland Empire Joint Resource Conservation District, San Bernardino Valley Municipal Water, Chaffey Community College, Colton Joint Unified School District, Fontana Unified School District, West Valley Water District, Inland Empire Utilities Agency and the City of Rialto, as a taxing entity, on the other hand (each a "Taxing Entity" and collectively, the "Taxing Entities") have entered into that certain Compensation Agreement, dated [INSERT DATE] (the "Compensation Agreement"), with reference to the Property.

B. In connection with the Compensation Agreement, the City executed the Notice, which was recorded against the Property in the Official Records of the County of San Bernardino as Instrument No.

[INSERT RECORDING NUMBER] on [INSERT DATE].

C. The City, in its capacity as a Taxing Entity, has determined that the Owner has fulfilled its obligations under Section 2 of the Compensation Agreement with respect to the Property and the City desires to release the Notice as a lien or claim on the interest in the Property conveyed and described in Exhibit A.

NOW, THEREFORE, in consideration of the foregoing recitals, which are incorporated herein by this reference, and the mutual benefits accruing to the parties hereto and other valuable consideration, the receipt and sufficiency of which consideration is hereby acknowledged, it is hereby declared, understood and agreed as follows:

The City, in its capacity as a Taxing Entity, hereby releases the Property from any and all obligations under the Notice.

This Agreement contains the entire agreement between the parties hereto and supersedes all prior agreements, oral or written, with respect to the subject matter hereof. This Agreement shall not be construed as if it had been prepared by one of the parties, but rather as if both parties had prepared it.

This Agreement shall be binding on and inure to the benefit of the legal representatives, heirs, successors and assigns of the parties.

This Agreement shall be governed by and construed in accordance with the laws of the State of California.

This Agreement may be signed by the different parties hereto in counterparts, each of which shall be deemed an original but all of which together shall constitute one and the same agreement.

[Signatures on following page]

IN WITNESS WHEREOF, this Notice has been fully executed on behalf of the COUNTY, on behalf of each of the following entities and funds, on behalf of the Taxing Entities, and on behalf of the CITY, and each by its duly authorized representative.

**County of San Bernardino General Fund
San Bernardino County Free Library
Flood Control District;
Flood Control Zone 2; and
Flood Control Administration 1 and 2**

CITY OF RIALTO

By: _____
Deborah Robertson Mayor

Curt Hagman, Chairman Board of Supervisors

Dated: _____, 2021

Address: Rialto Civic Center
150 S. Palm Avenue
Rialto, CA 92376
Attn: Marcus Fuller

SIGNED AND CERTIFIED THAT A COPY OF
THIS DOCUMENT HAS BEEN TO THE CHAIR
OF THE BOARD

Approved as to Legal Form

Lynna Monnell, Clerk of the Board of Supervisors

By: _____
Eric Vail, City Attorney
City of Rialto

By: _____
Deputy

Dated: _____, 2021

Approved as to Legal Form
San Bernardino County, California

Attested by City Clerk

_____, Interim County Counsel

By: _____
Barbara McGee, City Clerk

Deputy County Counsel

Dated: _____, 2021

[ALL SIGNATURES MUST BE NOTARIZED]

SUPERINTENDENT OF SCHOOLS

**SAN BERNARDINO COMMUNITY
COLLEGE**

By: _____
Its: _____

By: _____
Its: _____

RIALTO UNIFIED SCHOOL DISTRICT

**INLAND EMPIRE JOINT RESOURCE
CONSERVATION DISTRICT**

By: _____
Its: _____

By: _____
Its: _____

**SAN BERNARDINO VALLEY MUNICIPAL
WATER**

CHAFFEY COMMUNITY COLLEGE

By: _____
Its: _____

By: _____
Its: _____

**COLTON JOINT UNIFIED SCHOOL
DISTRICT**

WEST VALLEY WATER DISTRICT

By: _____
Its: _____

By: _____
Its: _____

FONTANA UNIFIED SCHOOL DISTRICT

By: _____
Its: _____

INLAND EMPIRE UTILITIES AGENCY

By: _____
Its: _____

A notary public or other officer completing this certificate verifies only the identity of the individual who signed the document to which this certificate is attached, and not the truthfulness, accuracy, or validity of that document.

STATE OF CALIFORNIA)

)

CITY OF _____)

On _____, before me, _____, Notary Public, personally appeared _____, who proved to me on the basis of satisfactory evidence to be the person(s) whose name(s) is/are subscribed to the within instrument and acknowledged to me that he/she/they executed the same in his/her/their authorized capacity(ies), and that by his/her/their signature(s) on the instrument the person(s), or the entity upon behalf of which the person(s) acted, executed the instrument.

I certify UNDER PENALTY OF PERJURY under the laws of the State of California that the foregoing paragraph is true and correct.

WITNESS my hand and official seal.

Name: _____

Notary Public



Approval of the City of Rialto Compensation Agreement

Javier Chagoyen-Lazaro

Acting Executive Manager of Finance and Administration

January 2022

Staff's Recommendation

- Approve the Compensation Agreement, substantially in its final form, between the City of Rialto, IEUA, and other affected taxing entities for the sale of the Gateway Property by the Successor Agency to the Redevelopment Agency of the City of Rialto and the City of Rialto to NewMark Merrill Companies, Inc., and
- Authorize the General Manager, or his designee, to execute the final Compensation Agreement subject to non-substantive changes.

The compensation agreement supports the **IEUA Business Goal under Fiscal Responsibility** specifically safeguarding the Agency's fiscal health to effectively support short-term and long-term needs, while providing the best value for our customers.



909-993-1675



jchagoyen@ieua.org



www.ieua.org



6075 Kimball Ave.
Chino, CA 91708



@IEUAWater

**ACTION
ITEM**

2A

Date: January 19, 2022

ADD

To: The Honorable Board of Directors

From: Shivaji Deshmukh, General Manager

Committee: Community & Legislative Affairs

01/12/22

Executive Contact: Kathy Besser, Executive Manager of Government & Ext. Affairs/AGM

Subject: Adoption of Resolution No. 2022-1-2, Authorizing Agency-Wide Organizational Memberships and Affiliations

Executive Summary:

Each year in preparation for IEUA's fiscal year budget, the Board of Directors, by four-fifths vote, approves a resolution authorizing memberships and affiliations with certain organizations (California Water Code – Section 71597).

A listing of the proposed Agency-wide memberships of more than \$5,000, along with a brief summary of the benefits associated, is attached for the Board's review. The attached membership dues are estimates provided by the organizations. Agency-wide memberships are due throughout the fiscal year and can fluctuate from the provided estimates. Due to unknown fluctuations in renewal costs, staff proposes that a 5% contingency be included in the total for the Board's approval. Any individual membership renewal with an increase greater than 10% will be brought back to the Board for approval. The attached resolution authorizes the General Manager to approve all Agency-wide memberships fees that are \$5,000 or less.

Staff's Recommendation:

- 1) Adopt Resolution No. 2022-1-2, authorizing the Agency-wide organizational memberships and affiliations for Fiscal Year 2022/23; and
- 2) Authorize the General Manager to approve all Agency-wide membership fees that are \$5,000 or less.

Budget Impact *Budgeted (Y/N): Y Amendment (Y/N): Y Amount for Requested Approval:*

Account/Project Name:

Agency-wide Memberships

Fiscal Impact (explain if not budgeted):

The estimated total for FY 2022/23 Agency-wide memberships amounts to \$287,440; a 5% contingency totaling \$14,372 brings the requested amount to \$301,812.

Prior Board Action:

On January 20, 2021, the Board adopted Resolution No. 2021-1-5, authorizing the Agency-wide memberships for fiscal year 2021/22.

Environmental Determination:

Not Applicable

Business Goal:

Approving the Agency-wide Memberships is in line with IEUA's business goal of supporting effective public outreach and education, and advocating for the development of policies, legislation and regulations that benefit the region.

Attachments:

Attachment 1 - Resolution No. 2022-1-2

Attachment 2 - List of Agency-wide Organizational Memberships over \$5,000

RESOLUTION NO. 2022-1-2

RESOLUTION OF THE BOARD OF DIRECTORS OF THE INLAND EMPIRE UTILITIES AGENCY*, SAN BERNARDINO COUNTY, CALIFORNIA, AUTHORIZING AGENCY-WIDE ORGANIZATIONAL MEMBERSHIPS AND AFFILIATIONS

WHEREAS, the Board of Directors of Inland Empire Utilities Agency* authorized Agency-wide memberships in and affiliations with various organizations which benefit the Agency; and

WHEREAS, Section 71597 of the California Water Code requires that Agency-wide memberships must be approved by at least four-fifths (4/5) majority of its Directors.

NOW, THEREFORE, the Board of Directors of Inland Empire Utilities Agency* does hereby RESOLVE, DETERMINE, AND ORDER as follows:

Section 1. That this Board of Directors does hereby approve and authorize the fiscal year Agency-wide annual memberships in and affiliation with, and authorize the General Manager to execute payment of membership fees to these organizations (see attachment).

Section 2. That this Board of Directors does hereby approve and authorize the General Manager, or in his/her absence, his/her designee, to approve all Agency-wide annual memberships in and affiliations with, and payment of membership fees to these organizations that are \$5,000 and less.

Section 3. That the appropriation of funds necessary for the dues and/or fees associated with the Agency-wide memberships is hereby authorized.

Section 4. That the appropriation of funds necessary for the dues and/or fees associated with the Agency-wide memberships and employee professional memberships be authorized by the Board of Directors in the budget each fiscal year.

Section 5. Upon adoption of this resolution, Resolution No. 2021-1-5 is hereby rescinded in its entirety.

ADOPTED this 19 day of January 2022.

Steven J. Elie
President of the Inland Empire
Utilities Agency* and the Board
of Directors thereof

ATTEST:

Marco Tule
Secretary/Treasurer of the Inland Empire
Utilities Agency* and the Board
of Directors thereof

*A Municipal Water District

STATE OF CALIFORNIA)
)SS
COUNTY OF SAN BERNARDINO)

I, Marco Tule, Secretary/Treasurer of the Inland Empire Utilities Agency*, DO
HEREBY CERTIFY that the foregoing Resolution being No. 2022-1-2, was adopted at a regular
meeting on January 19, 2022, of said Agency by the following vote:

AYES:

NOES:

ABSTAIN:

ABSENT:

Marco Tule
Secretary/Treasurer of the Inland
Empire Utilities Agency* and of the
Board of Directors thereof

(SEAL)

* A Municipal Water District

Agency-wide Memberships Over \$5,000

Association of California Water Agencies (ACWA):

ACWA is the lead water policy advocacy organization in California and provides members with cost savings through an additional voice in state and federal and legislative and regulatory arenas. Staff serve on ACWA committees and sub-committees, including: Water Management, Water Quality, Water Use Efficiency, State Legislative, Energy, and various topic-specific regulatory matters.

ACWA's federal and state legislative and regulatory activities advance bills and issues of concern to members, while halting potentially damaging measures. Initiatives have included determining components of water bond legislation, Voluntary Agreements for the Bay Delta and Delta Conveyance Plan advocacy, long term water infrastructure financing, and renewable energy policy. IEUA Board and staff members regularly attend annual conferences and workshops

American Water Works Association (AWWA) Utility:

The American Water Works Association is an international, nonprofit, scientific and educational society dedicated to providing total water solutions assuring the effective management of water. Founded in 1881, the Association is the largest organization of water supply professionals in the world.

The AWWA membership includes over 4,300 utilities that supply roughly 80 percent of the nation's drinking water and treat almost half of the nation's wastewater. Our 51,000 total members represent the full spectrum of the water community: public water and wastewater systems, environmental advocates, scientists, academicians, and others who hold a genuine interest in water, our most important resource.

AWWA also takes great pride in helping establish two preeminent organizations dedicated to safe water, the Water Research Foundation in 1966, Water For People in 1991 and Water Equation in 2015. AWWA unites the diverse water community to advance public health, safety, the economy, and the environment.

California Association of Sanitation Agencies (CASA):

CASA serves as the lead advocacy group for wastewater agencies in California on legislative and regulatory issues. Since CASA employs legal representation, it is extremely effective on regulatory issues, particularly before the State Water Resources Control Board (SWRCB) and California Air Resources Board (CARB). CASA provides excellent technical, policy and regulatory guidance and lobbying support for sanitary districts throughout the state. CASA also maintains lobbyists in Sacramento and Washington, DC, in addition to a Director of Regulatory Affairs.

Most recently, some of CASA's priorities include federal and state labeling requirements of wet wipes, technical evaluation and regulatory support on PFAS, and the extension of NPDES permit terms to 10 years. Also, CASA and WateReuse have been effective at thwarting recent efforts to legislate ocean discharge requirements.

IEUA Board members and staff have worked closely with the CASA Executive Officer on several industry initiatives and have attended CASA conferences and meetings. President Hall currently serves on the CASA Board of Directors and was recently elected as the Board Vice President; the General Manager serves on the Federal Legislative Affairs Committee; the Executive Manager of Finance and Administration/AGM serves as CASA's representative on the State Treasurer's Committee tasked with development of training materials for elected officials on debt issuance and administration, and staff serves on the State Legislative Affairs Committee.

California Data Collaborative (CaDC):

CaDC is a coalition of water utilities that in January 2016 joined together to form a data infrastructure 501(c)3 non-profit to analyze and support water management efficiency and reliability objectives. Founding members included IEUA, Eastern Municipal Water District, Irvine Ranch Water District, Moulton Niguel Water District, East Bay Municipal Utility District, Santa Margarita Water District, Las Virgenes Municipal Water District, and UC Davis.

The goals of the CaDC are to merge water data with data science analytical tools, such as those utilized by Netflix and Microsoft. This is accomplished by working with a group of data scientists who gather raw water usage and billing data from individual agencies, standardize the information, and make it available on a secure, centralized platform. Dashboards that have been developed but the CaDC include an interactive rate modeling tool, a neighborhood level analysis of turf-rebate participation, and an in-process analysis of the impacts of proposed state water use efficiency standards. IEUA staff participates by attending workshops and conferences, both in-person and webinars, as well as making presentations at their annual conference.

California Special Districts Association (CSDA):

CSDA is a statewide association of various independent special districts whose primary function is legislative advocacy. In the past year, CSDA played a vital role in coordinating responses to major legislative initiatives that impacted special districts, including redevelopment agency reform, proposed property tax shifts, and pension reform, successfully pushing back on changes that would have been harmful or increased costs to special districts.

The organization is very active on the legislative front working closely with our lobbyist on critical legislation that impacts the Agency. CSDA provides timely and essential training, including, but not limited to: Ethics, Board Secretary, Brown Act, and Proposition 26 and 218 requirements. CSDA also acts as a great resource for the Agency's self-insured

programs. In 2021, staff will continue to serve on the CSDA Fiscal Committee and the Professional Development Committee.

Isle Utilities:

Isle is an independent technology and innovation consultancy comprised of highly skilled engineers and scientists that work to identify new innovative technologies in water, waste, the built environment, energy, and carbon. Isle provides water and wastewater technology evaluation and screening for cities and municipalities such as IEUA, IRWD, OCSD, and others in California, US, and around the world.

The Isle membership includes participation in their global innovation forum, the Technology Approval Group (TAG). TAG is focused on evaluating technologies that may be applicable to our industry. As a member, we are presented with the evaluations and can participate in information sharing pertaining to the technology, as well as application of the technology at other agencies. IEUA can also submit potential technologies of interest, to TAG, who will vet the supplier as well as experience in our industry, gathering a significant amount of information on our behalf that we can use in determining applicability. Once Isle has determined the technologies have potentials, they will send a list and a brief description of each technology to the member for a vote. The top vendors will be invited to present to the members during a TAG meeting. After the presentation, without the vendors' presence, the TAG member will discuss their thoughts on the technology and determine if they want to invite the vendor for a demo at their facilities. Prior to the pandemic, TAG members would typically meet the group in OCSD's office in Fountain Valley. Due to the pandemic, Isle has switched everyone to virtual meetings and because of the ease of these meetings, they invited wastewater TAG members to participate in the water TAG meetings. TAG helps the Agency to maintain awareness of new ideas, new opportunities, and/or new technologies. IEUA staff regularly participates in TAG and workshops. IEUA has been participating in the western wastewater TAG for many years and our staff has found this resource to be valuable for keeping up with the current wastewater related technologies. IEUA has had a few staff that attended both this past year and found them to be valuable, especially considering the merging of water and wastewater treatment requirements and advanced treatment is in Agency's near future.

National Association of Clean Water Agencies (NACWA):

NACWA has represented public wastewater and stormwater agencies of all sizes nationwide for over 40 years. As the recognized leader in legislative, regulatory, and legal advocacy, NACWA is the clean water sector's collective voice to EPA, Congress and government agencies nationwide. NACWA also provides a wide array of publications of practical and usable information for clean water utilities. Their advocacy alerts, legislative and regulatory news and updates, legal references, white papers, *and more*, ensure that clean water utilities have the knowledge base to make the right decisions and plan for a clean water future.

A main objective of NACWA is to evaluate clean water as a top national priority. This membership provides the Agency with a forum to discuss clean water and utility

management with fellow utilities and industry leaders across the country.

National Water Research Institute (NWRI):

NWRI provides valuable research and policy guidance to the industry on important issues affecting the usage of water, wastewater, and recycled water. NWRI is highly regarded by the environmental regulatory community and often collaborates with regulators such as the California Division of Drinking Water and the Regional Water Quality Control Board at their request to provide expert panel support on water quality related issues. Through strategic partnerships with leading organizations in the water and wastewater industries, NWRI sponsors projects and programs focused on ensuring safe, reliable, sources of water for current and future generations. Notable areas of focus are treatment technology and regulatory aspects of recycled water use.

Director Elie currently serves as a member of NWRI's Board of Directors. NWRI is active in research in the field of water reuse and has produced guidelines for such projects as development of direct and indirect potable reuse projects. NWRI provides technical expertise and is a respected venue for development of technical review panels, both of which assist the Agency to advance its programs. Specifically, IEUA will utilize an NWRI expert panel for its recycled water injection effort and has previously used an expert panel to further its recycled water recharge program. NWRI includes IEUA staff in its formation of technical panels, as appropriate, giving IEUA an opportunity to provide leadership in selected fields.

Southern California Alliance of Publicly Owned Treatment Works (SCAP):

SCAP is organized under the "strength-in-numbers" concept in order to ensure that environmental regulations applied in southern California are appropriate, reasonable and cost-effective. Through the committee efforts information is gathered and disseminated to all members using the SCAP Monthly Update, published committee reports and periodic SCAP Alerts. SCAP provides specific leadership on key regulatory focus areas, such as air, water, energy, biosolids and collection systems, and works closely with CASA to communicate these issues at the state and federal level. Specialized committees have played an integral part in proactively affecting the outcome of proposed regulations that would have had significant economic impacts to the Agency.

IEUA participates in SCAP both with a seat on the Board and this year an IEUA staff member is chair of the Energy Management Committee.

Southern California Salinity Coalition (SCSC):

Formed in 2000, IEUA is a founding member of the Coalition, and the main focus of the SCSC is to coordinate salinity management strategies for water and wastewater agencies throughout southern California. SCSC has financially assisted IEUA on the water softener reduction project and regional board regulatory issues and continues to sponsor new research that will support the Chino Basin in addressing long term salt management issues.

The coalition holds an annual salinity summit and periodically holds workshops for various stakeholders in which the Agency participates. The coalition membership includes agencies such as LACSD, OCSD, OCWD, MWD, EMWD, and SDCWA. Some of the key activities supported by the salinity coalition this past year included a research project on infrastructure related to the Carlsbad desalination plant in San Diego county; contributing to the California Urban Water Agencies' issue brief for water reuse stakeholders; and, supporting a graduate student's research on using thin-film, lift-off membrane technology to create reverse osmosis membranes with more targeted selectivity. Agency staff actively participate and serve on the Board of Directors for this organization.

Southern California Water Coalition (SCWC):

SCWC is a nonprofit, nonpartisan public education partnership dedicated to informing Southern Californians about our water needs and our State's water resources. Through measured advocacy, SCWC works to ensure the health and reliability of southern California's water supply.

In 2017, IEUA became one of seven founding members of SCWC. A founding membership includes all of the current basic membership benefits, as well as membership in the Stormwater Task Force, two tables at the annual dinner, including annual meeting and dinner recognition and a full-page ad in the tribute book, complementary invitations to all quarterly meetings, workshops, briefings, special events, four guest columns in the weekly E-Newsletter at each agencies' discretion, prominent logo placement on SCWC's website, and promotional displays at the annual dinner and quarterly meetings. Director Elie currently serves as co-chair of the SCWC Legislative Task Force, which assists in educating members about advancing legislation and issues of concern to water agencies and associated members.

Water Research Foundation (WRF):

WRF is a charitable corporation seeking to identify, support, and disseminate research that enhances the quality and reliability of water for natural systems and communities with an integrated approach to resource recovery and reuse; while facilitating interaction among practitioners, educators, researchers, decision makers, and the public.

This organization supports research that enhances water quality and reliability. Agencies that practice resource recovery, especially water recycling, benefit from such integrated research that guides practitioners and regulators

WaterReuse Association:

WaterReuse Association is the lead advocate for water recycling in the nation. Membership in WaterReuse includes state section membership. WaterReuse has proactive programs, legislation, government relations, regulatory agency oversight, technology transfer and public education/outreach. At the national level, WaterReuse is an advocate for Title XVI

funding, and works closely with IEUA to ensure continued federal support for recycled water programs. The California section is active in legislative and regulatory affairs and played a pivotal role in securing passage of IEUA's historic water softener legislation (AB 1366).

IEUA benefits from membership in the WaterReuse Association. Staff has been appointed as a voting member to the California Chapter's Legislative-Regulatory Committee. The Agency participates in the bimonthly chapter meetings which cover a range of water topics, including recycled water projects, potable reuse efforts, pilot and research projects, lessons learned, facility tours, funding opportunities, and other industry news and events. Many IEUA staff and Board members attend WaterReuse conferences, attend in-person workshops, and participate in webinars. WaterReuse advocates statewide and nationally for IEUA's goal of increased use of recycled water.

Water Information Sharing and Analysis Center (WaterISAC)

Water Information Sharing and Analysis Center (WaterISAC) was founded in 2002 by leading national associations and research foundations, in coordination with the U.S. Environmental Protection Agency (EPA). WaterISAC was authorized by Congress in the Bioterrorism Act and is the designated information sharing and operations arm of the Water Sector Coordination Council. WaterISAC is the only all-threats security information source for the water and wastewater utility sector. WaterISAC is a non-profit organization and operated by the Association of Metropolitan Water Agencies. WaterISAC works closely with several government agencies, including the U.S. Department of Homeland Security (DHS), Cybersecurity and Information Security Agency (CISA), FBI and the U.S. EPA. WaterISAC is a comprehensive single source for data, facts, case studies and analysis on water security and threats, including cybersecurity.

Agency-wide Memberships Over \$5,000

Membership	Estimated Dues
Association of California Water Agencies	\$36,010 (2% increase)
American Water Works Association (AWWA) Utility*	\$23,203
California African American Water Education Foundation	\$5,000
California Association of Sanitation Agencies (CASA)	\$20,500
California Data Collaborative	\$10,000
California Special Districts Association (CSDA)	\$8,195 (5% increase)
Isle Utilities**	\$19,800 (60% increase)
National Association of Clean Water Agencies (NACWA)	\$40,110 (3% increase)
National Water Research Institute (NWRI)	\$50,000
Southern Cal. Alliance of Publicly Owned Treatment Works (SCAP)	\$15,001
Southern California Salinity Management Coalition	\$10,000
Southern California Water Coalition (SCWC)	\$25,000
Water Research Foundation (WRF)	\$20,744 (3% increase)
WaterReuse Association	\$12,941 (5% increase)
Water Information Sharing and Analysis Center (WaterISAC)	\$5,500 (4.8% increase)

**New membership for consideration*

***due to upgrade from wastewater only membership to water & wastewater membership*

Agency-wide Memberships \$5,000 and Under

Membership	Estimated Dues
California Water Efficiency Partnership (CalWEP)	\$3,800 (42% increase)
Americas' SAP Users' Group	\$1,725
Alliance for Water Efficiency (AWE)	\$1,540
Water Education Foundation (WEF)	\$3,650 (32% increase)
National Safety Council	\$842
Fontana Chamber of Commerce	\$400
Ontario Chamber of Commerce	\$750 (90% increase)
Montclair Chamber of Commerce	\$425 (31% increase)
Chino Valley Chamber of Commerce	\$360
Rancho Cucamonga Chamber of Commerce	\$395
Upland Chamber of Commerce	\$170 (3% increase)
Association of San Bernardino County Special Districts	\$375
Public Agency Risk Management Association (PARMA)	\$150
Urban Water Institute	\$1,500

**ACTION
ITEM**

2B

Date: January 19, 2022

ADD

To: The Honorable Board of Directors

From: Shivaji Deshmukh, General Manager

Committee:

Executive Contact: Shivaji Deshmukh, General Manager

Subject: Adoption of Resolution No.2022-1-3, Amending the Agency's Salary Schedule/Matrix for All Groups

Executive Summary:

California Code of Regulations (CCR) §570.5 establishes the requirement for California Public Employees' Retirement System (CalPERS) agencies to have a current, duly approved & adopted pay schedule by the agency's governing body. CalPERS employers may only report payrates, for purposes of calculating retirement benefits, that meet the definition of a Publicly Available Salary Schedule. Maintenance of the Agency's salary schedule falls under the responsibility of the HR Department, which includes presenting a revised comprehensive salary resolution to the Board of Directors as changes occur. The last salary schedule/matrix update for all the groups was approved by the Board on September 15, 2021.

There are classification and compensation changes as a result of a reorganization plan.

There are compensation changes to the Intern salary as a result of the State's increase to the minimum wage to \$15.00 per hour as of January 1, 2022

The Agency's salary schedule/matrix has been reformatted to comply with California Public Employees' Retirement System Circular Letter, 200-003-20.

Staff's Recommendation:

Adopt Resolution No. 2022-1-3, Amending the Agency's Salary Schedule/Matrix for all groups

Budget Impact *Budgeted (Y/N): Y Amendment (Y/N): Y Amount for Requested Approval:*

Account/Project Name:

Fiscal Impact (explain if not budgeted):

Funding is appropriated in the FY 21/22 and 22/23 biennial budget.

Prior Board Action:

On September 15, 2021, the Board of Directors adopted Resolution No. 2021-9-8, Amending the Agency's Salary Schedule/Matrix for all groups

Environmental Determination:

Not Applicable

Business Goal:

Workplace Environment: IEUA is committed to providing a dynamic work environment with a highly skilled and dedicated workforce.

Attachments:

Attachment 1 - Background

Attachment 2 - Resolution No. 2022-1-3, Amending the Agency's Salary Schedule/Matrix for all groups and Exhibit 1

Background

Subject: Adoption of Resolution No.2022-1-3, Amending the Agency's Salary Schedule/Matrix for All Groups

A. There are classification and compensation changes as a result of a reorganization plan that will include:

Removing the following classifications:

- Chief Financial Officer at range 192
- Deputy Manager of Capital Improvement Projects at range 188
- Deputy Manager of Construction Management at range 188
- Deputy Manager of Engineering at range 189
- Deputy Manager of Grants at range 188
- Deputy Manager of Human Resources at range 188
- Deputy Manager of Integrated System Services at range 188
- Deputy Manager of Safety at range 188
- Executive Manager of Finance & Administration/Assistant General Manager at range 196
- Executive Manager of Operations/Assistant General Manager at range 196
- Manager of Business Information Services at range 190
- Manager of External Affairs at range 190
- Manager of Finance and Accounting at range 190
- Manager of Inter-Agency Relations at range 190
- Manager of Operations and Maintenance at range 192
- Manager of Technical Services at range 190

Adding the following classifications:

- Assistant General Manager at range 197
- Chino Basin Program Manager at range 188
- Communications Officer at range 186 and Y-Rated at range 206
- Controller at range 190
- Director of Engineering at range 195
- Director of External and Government Affairs at range 193 and Y-Rated at range 208
- Director of Finance at range 195
- Director of Human Resources at range 194
- Director of Information Technology at range 194
- Director of Operations and Maintenance at range 195 and Y-Rated at range 208
- Director of Planning and Resources at range 195
- Grants Officer at range 186 and Y-Rated at range 207
- Manager of Facilities and Water System Programs at range 190
- Manager of Environmental Services at range 190

- Manager of Maintenance at range 192
- Manager of Operations at range 192
- Manager of Water Resources at range 190
- Senior Policy Advisor at range 188 and Y-Rated at range 207

Adjusting the salary range to the following classifications:

- Board Secretary/Office Manager from range 188 to range 190
- Deputy General Manager from range 198 to range 199
- Manager of Human Resources from range 192 to range 190
- Manager of Information Technology from range 192 to range 190
- Manager of Regional Composting Authority from range 190 to range 192

- B. There are compensation changes to the Intern salary as a result of the State's increase to the minimum wage. Effective January 1, 2022, the minimum wage will increase to \$15.00 per hour in the state of California. Accordingly, the Intern range will be increased from \$14.00 to \$19.00 per hour to \$15.00 to \$20.00 per hour to comply with state law and remain competitive in attracting and retaining talented interns.
- C. The Agency's salary schedule/matrix has been reformatted to comply with California Public Employees' Retirement System Circular Letter, 200-003-20, item 8 listed below. Formerly the Agency's salary schedule/matrix consisted of two documents, the first listing the Agency's classifications, and the second listing the Agency's salary ranges. The reformatted version of the Agency's salary schedule/matrix will be a single comprehensive document that does not reference another document in lieu of disclosing the pay rate.

Subdivision (a) of CCR section 570.5 defines the requirements for a publicly available pay schedule used to determine pay rates. Pay rates shall be limited to the amount listed on a pay schedule that must meet all the following eight (8) requirements:

1. Be duly approved and adopted by the employer's governing body in accordance with requirements of applicable public meetings laws
2. Identify the position title for every employee position
3. Show the pay rate as a single amount or multiple amounts within a range for each identified position
4. Indicate the time base, including, but not limited to, whether the time base is hourly, daily, bi-weekly, monthly, bi-monthly, or annually
5. Be posted at the office of the employer or immediately accessible and available for public review from the employer during normal business hours or posted on the employer's website
6. Indicate an effective date and date of any revisions
7. Is retained by the employer and available for public inspection for not less than five years
8. Does not reference another document in lieu of disclosing the pay rate

RESOLUTION NO. 2022-1-3

RESOLUTION OF THE BOARD OF DIRECTORS OF THE INLAND EMPIRE UTILITIES AGENCY*, SAN BERNARDINO COUNTY, CALIFORNIA, APPROVING THE AMENDMENT OF THE AGENCY'S SALARY SCHEDULE/MATRIX

WHEREAS, the Agency has classification and compensation changes as a result of a reorganization plan, compensation changes to the Intern salary as a result of the State's increase to the minimum wage as of January 1, 2022, and Agency's salary schedule/matrix has been reformatted to comply with California Public Employees' Retirement System Circular Letter, 200-003-20.

WHEREAS, the Agency now desires to update the salary and classification information to comply with the California Code of Regulations (CCR) §570.5, and

NOW, THEREFORE, the Board of Directors of the Inland Empire Utilities Agency* does hereby **RESOLVE, DETERMINE AND ORDER** as follows:

SECTION 1: The Agency's salary schedule/matrix is hereby adopted and set forth in Exhibit "1" this resolution.

SECTION 2: The salary information contained in Exhibit "1" shall be effective as of January 23, 2022

ADOPTED the 19th day of January 2022.

Steven J. Elie
President of the Inland Empire
Utilities Agency* and of the
Board of Directors thereof

ATTEST:

Marco Tule
Secretary/Treasurer of the Inland Empire
Utilities Agency* and of the
Board of Directors thereof

*A Municipal Water District

STATE OF CALIFORNIA)
COUNTY OF) SS
SAN BERNARDINO)

I, Marco Tule, Secretary/Treasurer of the Inland Empire Utilities Agency*, DO
HEREBY CERTIFY that the foregoing Resolution being No. 2022-1-3, was adopted at a regular
Board Meeting on January 19, 2022, of said Agency by the following vote:

AYES:

NOES:

ABSTAIN:

ABSENT:

Marco Tule
Secretary/Treasurer of the Inland Empire
Utilities Agency* and of the
Board of Directors thereof

(SEAL)

*A Municipal Water District

Inland Empire Utilities Agency
Salary Matrix
Effective January 23, 2022
Adopted January 19, 2022

EXHIBIT 1

Classification Title	Salary Range	Unit	FLSA	Step	Hourly	Bi-Weekly	Monthly	Annually
Accountant I	173	UN	Exempt	1	\$31.3125	\$2,505.00	\$5,427.50	\$65,130
				2	\$32.0952	\$2,567.62	\$5,563.18	\$66,758
				3	\$32.8981	\$2,631.85	\$5,702.35	\$68,428
				4	\$33.7198	\$2,697.59	\$5,844.78	\$70,137
				5	\$34.5625	\$2,765.00	\$5,990.84	\$71,890
				6	\$35.4275	\$2,834.20	\$6,140.77	\$73,689
				7	\$36.3125	\$2,905.00	\$6,294.17	\$75,530
				8	\$37.2207	\$2,977.66	\$6,451.60	\$77,419
				9	\$38.1515	\$3,052.12	\$6,612.93	\$79,355
Accountant II	175	PR	Exempt	1	\$34.5174	\$2,761.40	\$5,983.04	\$71,796
				2	\$35.3803	\$2,830.43	\$6,132.60	\$73,591
				3	\$36.2645	\$2,901.16	\$6,285.85	\$75,430
				4	\$37.1712	\$2,973.70	\$6,443.02	\$77,316
				5	\$38.1005	\$3,048.04	\$6,604.09	\$79,249
				6	\$39.0529	\$3,124.24	\$6,769.19	\$81,230
				7	\$40.0294	\$3,202.36	\$6,938.45	\$83,261
				8	\$41.0299	\$3,282.40	\$7,111.87	\$85,342
				9	\$42.0558	\$3,364.47	\$7,289.69	\$87,476
Accounting Supervisor	185	SU	Exempt	1	\$56.2198	\$4,497.59	\$9,744.78	\$116,937
				2	\$57.6260	\$4,610.08	\$9,988.51	\$119,862
				3	\$59.0664	\$4,725.32	\$10,238.20	\$122,858
				4	\$60.5428	\$4,843.43	\$10,494.10	\$125,929
				5	\$62.0563	\$4,964.51	\$10,756.44	\$129,077
				6	\$63.6077	\$5,088.62	\$11,025.35	\$132,304
				7	\$65.1976	\$5,215.81	\$11,300.93	\$135,611
				8	\$66.8279	\$5,346.24	\$11,583.52	\$139,002
				9	\$68.4986	\$5,479.89	\$11,873.10	\$142,477
Accounting Technician I	170	GU	Non-exempt	1	\$27.0491	\$2,163.93	\$4,688.52	\$56,262
				2	\$27.7255	\$2,218.04	\$4,805.76	\$57,669
				3	\$28.4188	\$2,273.51	\$4,925.94	\$59,111
				4	\$29.1289	\$2,330.32	\$5,049.03	\$60,588
				5	\$29.8573	\$2,388.59	\$5,175.28	\$62,103
				6	\$30.6039	\$2,448.32	\$5,304.70	\$63,656
				7	\$31.3688	\$2,509.51	\$5,437.28	\$65,247
				8	\$32.1529	\$2,572.24	\$5,573.19	\$66,878
				9	\$32.9568	\$2,636.55	\$5,712.53	\$68,550
Accounting Technician II	173	GU	Non-exempt	1	\$31.3125	\$2,505.00	\$5,427.50	\$65,130
				2	\$32.0952	\$2,567.62	\$5,563.18	\$66,758
				3	\$32.8981	\$2,631.85	\$5,702.35	\$68,428
				4	\$33.7198	\$2,697.59	\$5,844.78	\$70,137
				5	\$34.5625	\$2,765.00	\$5,990.84	\$71,890
				6	\$35.4275	\$2,834.20	\$6,140.77	\$73,689
				7	\$36.3125	\$2,905.00	\$6,294.17	\$75,530
				8	\$37.2207	\$2,977.66	\$6,451.60	\$77,419
				9	\$38.1515	\$3,052.12	\$6,612.93	\$79,355
Administrative Assistant I	171	GU	Non-exempt	1	\$28.4015	\$2,272.12	\$4,922.93	\$59,075

Inland Empire Utilities Agency
Salary Matrix
Effective January 23, 2022
Adopted January 19, 2022

EXHIBIT 1

Classification Title	Salary Range	Unit	FLSA	Step	Hourly	Bi-Weekly	Monthly	Annually
Administrative Assistant I	171	GU	Non-exempt	2	\$29.1116	\$2,328.93	\$5,046.02	\$60,552
				3	\$29.8395	\$2,387.16	\$5,172.18	\$62,066
				4	\$30.5851	\$2,446.81	\$5,301.43	\$63,617
				5	\$31.3505	\$2,508.04	\$5,434.09	\$65,209
				6	\$32.1337	\$2,570.70	\$5,569.85	\$66,838
				7	\$32.9375	\$2,635.00	\$5,709.17	\$68,510
				8	\$33.7606	\$2,700.85	\$5,851.85	\$70,222
				9	\$34.6049	\$2,768.40	\$5,998.20	\$71,978
Administrative Assistant I (confidential)	171	UN	Non-exempt	1	\$28.4015	\$2,272.12	\$4,922.93	\$59,075
				2	\$29.1116	\$2,328.93	\$5,046.02	\$60,552
				3	\$29.8395	\$2,387.16	\$5,172.18	\$62,066
				4	\$30.5851	\$2,446.81	\$5,301.43	\$63,617
				5	\$31.3505	\$2,508.04	\$5,434.09	\$65,209
				6	\$32.1337	\$2,570.70	\$5,569.85	\$66,838
				7	\$32.9375	\$2,635.00	\$5,709.17	\$68,510
				8	\$33.7606	\$2,700.85	\$5,851.85	\$70,222
				9	\$34.6049	\$2,768.40	\$5,998.20	\$71,978
Administrative Assistant II	174	PR	Non-exempt	1	\$32.8755	\$2,630.04	\$5,698.42	\$68,381
				2	\$33.6976	\$2,695.81	\$5,840.93	\$70,091
				3	\$34.5400	\$2,763.20	\$5,986.94	\$71,843
				4	\$35.4034	\$2,832.28	\$6,136.61	\$73,639
				5	\$36.2885	\$2,903.08	\$6,290.01	\$75,480
				6	\$37.1957	\$2,975.66	\$6,447.27	\$77,367
				7	\$38.1255	\$3,050.04	\$6,608.42	\$79,301
				8	\$39.0789	\$3,126.32	\$6,773.70	\$81,284
				9	\$40.0558	\$3,204.47	\$6,943.02	\$83,316
Administrative Assistant II (confidential)	174	UN	Non-exempt	1	\$32.8755	\$2,630.04	\$5,698.42	\$68,381
				2	\$33.6976	\$2,695.81	\$5,840.93	\$70,091
				3	\$34.5400	\$2,763.20	\$5,986.94	\$71,843
				4	\$35.4034	\$2,832.28	\$6,136.61	\$73,639
				5	\$36.2885	\$2,903.08	\$6,290.01	\$75,480
				6	\$37.1957	\$2,975.66	\$6,447.27	\$77,367
				7	\$38.1255	\$3,050.04	\$6,608.42	\$79,301
				8	\$39.0789	\$3,126.32	\$6,773.70	\$81,284
				9	\$40.0558	\$3,204.47	\$6,943.02	\$83,316
Assistant Engineer	179	UN	Exempt	1	\$41.9553	\$3,356.43	\$7,272.27	\$87,267
				2	\$43.0049	\$3,440.40	\$7,454.20	\$89,450
				3	\$44.0799	\$3,526.40	\$7,640.54	\$91,686
				4	\$45.1818	\$3,614.55	\$7,831.53	\$93,978
				5	\$46.3111	\$3,704.89	\$8,027.27	\$96,327
				6	\$47.4688	\$3,797.51	\$8,227.94	\$98,735
				7	\$48.6558	\$3,892.47	\$8,433.69	\$101,204
				8	\$49.8722	\$3,989.78	\$8,644.53	\$103,734
				9	\$51.1188	\$4,089.51	\$8,860.61	\$106,327
Assistant General Manager	197	EX	Exempt	1	\$100.9587	\$8,076.70	\$17,499.52	\$209,994
				2	\$103.4827	\$8,278.62	\$17,937.01	\$215,244

Inland Empire Utilities Agency
Salary Matrix
Effective January 23, 2022
Adopted January 19, 2022

EXHIBIT 1

Classification Title	Salary Range	Unit	FLSA	Step	Hourly	Bi-Weekly	Monthly	Annually
Assistant General Manager	197	EX	Exempt	3	\$106.0698	\$8,485.59	\$18,385.45	\$220,625
				4	\$108.7217	\$8,697.74	\$18,845.11	\$226,141
				5	\$111.4395	\$8,915.16	\$19,316.18	\$231,794
				6	\$114.2260	\$9,138.08	\$19,799.18	\$237,590
				7	\$117.0813	\$9,366.51	\$20,294.11	\$243,529
				8	\$120.0082	\$9,600.66	\$20,801.43	\$249,617
				9	\$123.0087	\$9,840.70	\$21,321.52	\$255,858
Associate Engineer	182	UN	Exempt	1	\$48.5664	\$3,885.32	\$8,418.20	\$101,018
				2	\$49.7799	\$3,982.40	\$8,628.54	\$103,542
				3	\$51.0250	\$4,082.00	\$8,844.34	\$106,132
				4	\$52.3000	\$4,184.00	\$9,065.34	\$108,784
				5	\$53.6077	\$4,288.62	\$9,292.01	\$111,504
				6	\$54.9476	\$4,395.81	\$9,524.26	\$114,291
				7	\$56.3217	\$4,505.74	\$9,762.44	\$117,149
				8	\$57.7299	\$4,618.40	\$10,006.54	\$120,078
				9	\$59.1726	\$4,733.81	\$10,256.59	\$123,079
Biologist	181	LB	Exempt	1	\$46.2534	\$3,700.28	\$8,017.28	\$96,207
				2	\$47.4097	\$3,792.78	\$8,217.69	\$98,612
				3	\$48.5948	\$3,887.59	\$8,423.12	\$101,077
				4	\$49.8097	\$3,984.78	\$8,633.69	\$103,604
				5	\$51.0544	\$4,084.36	\$8,849.45	\$106,193
				6	\$52.3313	\$4,186.51	\$9,070.78	\$108,849
				7	\$53.6395	\$4,291.16	\$9,297.52	\$111,570
				8	\$54.9803	\$4,398.43	\$9,529.94	\$114,359
				9	\$56.3553	\$4,508.43	\$9,768.27	\$117,219
Board Secretary/Office Manager	190	UN	Exempt	1	\$71.7486	\$5,739.89	\$12,436.43	\$149,237
				2	\$73.5428	\$5,883.43	\$12,747.44	\$152,969
				3	\$75.3808	\$6,030.47	\$13,066.02	\$156,792
				4	\$77.2654	\$6,181.24	\$13,392.69	\$160,712
				5	\$79.1972	\$6,335.78	\$13,727.53	\$164,730
				6	\$81.1770	\$6,494.16	\$14,070.68	\$168,848
				7	\$83.2063	\$6,656.51	\$14,422.44	\$173,069
				8	\$85.2866	\$6,822.93	\$14,783.02	\$177,396
				9	\$87.4193	\$6,993.55	\$15,152.70	\$181,832
Budget Officer	186	UN	Exempt	1	\$59.0327	\$4,722.62	\$10,232.35	\$122,788
				2	\$60.5087	\$4,840.70	\$10,488.19	\$125,858
				3	\$62.0212	\$4,961.70	\$10,750.35	\$129,004
				4	\$63.5722	\$5,085.78	\$11,019.19	\$132,230
				5	\$65.1611	\$5,212.89	\$11,294.60	\$135,535
				6	\$66.7904	\$5,343.24	\$11,577.02	\$138,924
				7	\$68.4601	\$5,476.81	\$11,866.43	\$142,397
				8	\$70.1717	\$5,613.74	\$12,163.11	\$145,957
				9	\$71.9255	\$5,754.04	\$12,467.09	\$149,605
Business Systems Analyst I	179	PR	Exempt	1	\$41.9553	\$3,356.43	\$7,272.27	\$87,267
				2	\$43.0049	\$3,440.40	\$7,454.20	\$89,450
				3	\$44.0799	\$3,526.40	\$7,640.54	\$91,686

Inland Empire Utilities Agency
Salary Matrix
Effective January 23, 2022
Adopted January 19, 2022

EXHIBIT 1

Classification Title	Salary Range	Unit	FLSA	Step	Hourly	Bi-Weekly	Monthly	Annually
Business Systems Analyst I	179	PR	Exempt	4	\$45.1818	\$3,614.55	\$7,831.53	\$93,978
				5	\$46.3111	\$3,704.89	\$8,027.27	\$96,327
				6	\$47.4688	\$3,797.51	\$8,227.94	\$98,735
				7	\$48.6558	\$3,892.47	\$8,433.69	\$101,204
				8	\$49.8722	\$3,989.78	\$8,644.53	\$103,734
				9	\$51.1188	\$4,089.51	\$8,860.61	\$106,327
Business Systems Analyst II	181	PR	Exempt	1	\$46.2534	\$3,700.28	\$8,017.28	\$96,207
				2	\$47.4097	\$3,792.78	\$8,217.69	\$98,612
				3	\$48.5948	\$3,887.59	\$8,423.12	\$101,077
				4	\$49.8097	\$3,984.78	\$8,633.69	\$103,604
				5	\$51.0544	\$4,084.36	\$8,849.45	\$106,193
				6	\$52.3313	\$4,186.51	\$9,070.78	\$108,849
				7	\$53.6395	\$4,291.16	\$9,297.52	\$111,570
				8	\$54.9803	\$4,398.43	\$9,529.94	\$114,359
				9	\$56.3553	\$4,508.43	\$9,768.27	\$117,219
Business Systems Supervisor	185	SU	Exempt	1	\$56.2198	\$4,497.59	\$9,744.78	\$116,937
				2	\$57.6260	\$4,610.08	\$9,988.51	\$119,862
				3	\$59.0664	\$4,725.32	\$10,238.20	\$122,858
				4	\$60.5428	\$4,843.43	\$10,494.10	\$125,929
				5	\$62.0563	\$4,964.51	\$10,756.44	\$129,077
				6	\$63.6077	\$5,088.62	\$11,025.35	\$132,304
				7	\$65.1976	\$5,215.81	\$11,300.93	\$135,611
				8	\$66.8279	\$5,346.24	\$11,583.52	\$139,002
				9	\$68.4986	\$5,479.89	\$11,873.10	\$142,477
CAD Designer	178	UN	Non-exempt	1	\$39.9563	\$3,196.51	\$6,925.78	\$83,109
				2	\$40.9553	\$3,276.43	\$7,098.94	\$85,187
				3	\$41.9794	\$3,358.36	\$7,276.45	\$87,317
				4	\$43.0284	\$3,442.28	\$7,458.28	\$89,499
				5	\$44.1044	\$3,528.36	\$7,644.78	\$91,737
				6	\$45.2068	\$3,616.55	\$7,835.86	\$94,030
				7	\$46.3371	\$3,706.97	\$8,031.77	\$96,381
				8	\$47.4957	\$3,799.66	\$8,232.60	\$98,791
				9	\$48.6827	\$3,894.62	\$8,438.35	\$101,260
Chemist	181	LB	Exempt	1	\$46.2534	\$3,700.28	\$8,017.28	\$96,207
				2	\$47.4097	\$3,792.78	\$8,217.69	\$98,612
				3	\$48.5948	\$3,887.59	\$8,423.12	\$101,077
				4	\$49.8097	\$3,984.78	\$8,633.69	\$103,604
				5	\$51.0544	\$4,084.36	\$8,849.45	\$106,193
				6	\$52.3313	\$4,186.51	\$9,070.78	\$108,849
				7	\$53.6395	\$4,291.16	\$9,297.52	\$111,570
				8	\$54.9803	\$4,398.43	\$9,529.94	\$114,359
				9	\$56.3553	\$4,508.43	\$9,768.27	\$117,219
Chino Basin Program Manager	188	UN	Exempt	1	\$65.0794	\$5,206.36	\$11,280.45	\$135,365
				2	\$66.7068	\$5,336.55	\$11,562.53	\$138,750
				3	\$68.3746	\$5,469.97	\$11,851.61	\$142,219
				4	\$70.0832	\$5,606.66	\$12,147.77	\$145,773

Inland Empire Utilities Agency
Salary Matrix
Effective January 23, 2022
Adopted January 19, 2022

EXHIBIT 1

Classification Title	Salary Range	Unit	FLSA	Step	Hourly	Bi-Weekly	Monthly	Annually
Chino Basin Program Manager	188	UN	Exempt	5	\$71.8356	\$5,746.85	\$12,451.51	\$149,418
				6	\$73.6313	\$5,890.51	\$12,762.78	\$153,153
				7	\$75.4726	\$6,037.81	\$13,081.93	\$156,983
				8	\$77.3592	\$6,188.74	\$13,408.94	\$160,907
				9	\$79.2933	\$6,343.47	\$13,744.19	\$164,930
Collection System Operator I	171	GU	Non-exempt	1	\$28.4015	\$2,272.12	\$4,922.93	\$59,075
				2	\$29.1116	\$2,328.93	\$5,046.02	\$60,552
				3	\$29.8395	\$2,387.16	\$5,172.18	\$62,066
				4	\$30.5851	\$2,446.81	\$5,301.43	\$63,617
				5	\$31.3505	\$2,508.04	\$5,434.09	\$65,209
				6	\$32.1337	\$2,570.70	\$5,569.85	\$66,838
				7	\$32.9375	\$2,635.00	\$5,709.17	\$68,510
				8	\$33.7606	\$2,700.85	\$5,851.85	\$70,222
				9	\$34.6049	\$2,768.40	\$5,998.20	\$71,978
Collection System Operator II	175	GU	Non-exempt	1	\$34.5174	\$2,761.40	\$5,983.04	\$71,796
				2	\$35.3803	\$2,830.43	\$6,132.60	\$73,591
				3	\$36.2645	\$2,901.16	\$6,285.85	\$75,430
				4	\$37.1712	\$2,973.70	\$6,443.02	\$77,316
				5	\$38.1005	\$3,048.04	\$6,604.09	\$79,249
				6	\$39.0529	\$3,124.24	\$6,769.19	\$81,230
				7	\$40.0294	\$3,202.36	\$6,938.45	\$83,261
				8	\$41.0299	\$3,282.40	\$7,111.87	\$85,342
				9	\$42.0558	\$3,364.47	\$7,289.69	\$87,476
Collection System Operator III	177	GU	Non-exempt	1	\$38.0549	\$3,044.40	\$6,596.20	\$79,154
				2	\$39.0068	\$3,120.55	\$6,761.20	\$81,134
				3	\$39.9818	\$3,198.55	\$6,930.20	\$83,162
				4	\$40.9813	\$3,278.51	\$7,103.44	\$85,241
				5	\$42.0058	\$3,360.47	\$7,281.02	\$87,372
				6	\$43.0558	\$3,444.47	\$7,463.02	\$89,556
				7	\$44.1323	\$3,530.59	\$7,649.62	\$91,795
				8	\$45.2356	\$3,618.85	\$7,840.85	\$94,090
				9	\$46.3664	\$3,709.32	\$8,036.86	\$96,442
Collection System Supervisor	185	SU	Exempt	1	\$56.2198	\$4,497.59	\$9,744.78	\$116,937
				2	\$57.6260	\$4,610.08	\$9,988.51	\$119,862
				3	\$59.0664	\$4,725.32	\$10,238.20	\$122,858
				4	\$60.5428	\$4,843.43	\$10,494.10	\$125,929
				5	\$62.0563	\$4,964.51	\$10,756.44	\$129,077
				6	\$63.6077	\$5,088.62	\$11,025.35	\$132,304
				7	\$65.1976	\$5,215.81	\$11,300.93	\$135,611
				8	\$66.8279	\$5,346.24	\$11,583.52	\$139,002
				9	\$68.4986	\$5,479.89	\$11,873.10	\$142,477
Communications Officer	186	UN	Exempt	1	\$59.0327	\$4,722.62	\$10,232.35	\$122,788
				2	\$60.5087	\$4,840.70	\$10,488.19	\$125,858
				3	\$62.0212	\$4,961.70	\$10,750.35	\$129,004
				4	\$63.5722	\$5,085.78	\$11,019.19	\$132,230
				5	\$65.1611	\$5,212.89	\$11,294.60	\$135,535

Inland Empire Utilities Agency
Salary Matrix
Effective January 23, 2022
Adopted January 19, 2022

EXHIBIT 1

Classification Title	Salary Range	Unit	FLSA	Step	Hourly	Bi-Weekly	Monthly	Annually
Communications Officer	186	UN	Exempt	6	\$66.7904	\$5,343.24	\$11,577.02	\$138,924
				7	\$68.4601	\$5,476.81	\$11,866.43	\$142,397
				8	\$70.1717	\$5,613.74	\$12,163.11	\$145,957
				9	\$71.9255	\$5,754.04	\$12,467.09	\$149,605
Communications Officer (Y-Rated; Hired Before 1/23/2022)	206	UN	Exempt	1	\$85.2866	\$6,822.93	\$14,783.02	\$177,396
Compost Facility Supervisor	185	SU	Exempt	1	\$56.2198	\$4,497.59	\$9,744.78	\$116,937
				2	\$57.6260	\$4,610.08	\$9,988.51	\$119,862
				3	\$59.0664	\$4,725.32	\$10,238.20	\$122,858
				4	\$60.5428	\$4,843.43	\$10,494.10	\$125,929
				5	\$62.0563	\$4,964.51	\$10,756.44	\$129,077
				6	\$63.6077	\$5,088.62	\$11,025.35	\$132,304
				7	\$65.1976	\$5,215.81	\$11,300.93	\$135,611
				8	\$66.8279	\$5,346.24	\$11,583.52	\$139,002
				9	\$68.4986	\$5,479.89	\$11,873.10	\$142,477
Compost Operator	174	GU	Non-exempt	1	\$32.8755	\$2,630.04	\$5,698.42	\$68,381
				2	\$33.6976	\$2,695.81	\$5,840.93	\$70,091
				3	\$34.5400	\$2,763.20	\$5,986.94	\$71,843
				4	\$35.4034	\$2,832.28	\$6,136.61	\$73,639
				5	\$36.2885	\$2,903.08	\$6,290.01	\$75,480
				6	\$37.1957	\$2,975.66	\$6,447.27	\$77,367
				7	\$38.1255	\$3,050.04	\$6,608.42	\$79,301
				8	\$39.0789	\$3,126.32	\$6,773.70	\$81,284
				9	\$40.0558	\$3,204.47	\$6,943.02	\$83,316
Compost Sales Representative	181	PR	Exempt	1	\$46.2534	\$3,700.28	\$8,017.28	\$96,207
				2	\$47.4097	\$3,792.78	\$8,217.69	\$98,612
				3	\$48.5948	\$3,887.59	\$8,423.12	\$101,077
				4	\$49.8097	\$3,984.78	\$8,633.69	\$103,604
				5	\$51.0544	\$4,084.36	\$8,849.45	\$106,193
				6	\$52.3313	\$4,186.51	\$9,070.78	\$108,849
				7	\$53.6395	\$4,291.16	\$9,297.52	\$111,570
				8	\$54.9803	\$4,398.43	\$9,529.94	\$114,359
				9	\$56.3553	\$4,508.43	\$9,768.27	\$117,219
Compost Worker	170	GU	Non-exempt	1	\$27.0491	\$2,163.93	\$4,688.52	\$56,262
				2	\$27.7255	\$2,218.04	\$4,805.76	\$57,669
				3	\$28.4188	\$2,273.51	\$4,925.94	\$59,111
				4	\$29.1289	\$2,330.32	\$5,049.03	\$60,588
				5	\$29.8573	\$2,388.59	\$5,175.28	\$62,103
				6	\$30.6039	\$2,448.32	\$5,304.70	\$63,656
				7	\$31.3688	\$2,509.51	\$5,437.28	\$65,247
				8	\$32.1529	\$2,572.24	\$5,573.19	\$66,878
				9	\$32.9568	\$2,636.55	\$5,712.53	\$68,550
Construction Project Inspector	180	UN	Non-exempt	1	\$44.0529	\$3,524.24	\$7,635.86	\$91,630
				2	\$45.1544	\$3,612.36	\$7,826.78	\$93,921
				3	\$46.2832	\$3,702.66	\$8,022.43	\$96,269

Inland Empire Utilities Agency
Salary Matrix
Effective January 23, 2022
Adopted January 19, 2022

EXHIBIT 1

Classification Title	Salary Range	Unit	FLSA	Step	Hourly	Bi-Weekly	Monthly	Annually
Construction Project Inspector	180	UN	Non-exempt	4	\$47.4404	\$3,795.24	\$8,223.02	\$98,676
				5	\$48.6260	\$3,890.08	\$8,428.51	\$101,142
				6	\$49.8419	\$3,987.36	\$8,639.28	\$103,671
				7	\$51.0880	\$4,087.04	\$8,855.26	\$106,263
				8	\$52.3650	\$4,189.20	\$9,076.60	\$108,919
				9	\$53.6741	\$4,293.93	\$9,303.52	\$111,642
Contracts Administrator I	177	PR	Exempt	1	\$38.0549	\$3,044.40	\$6,596.20	\$79,154
				2	\$39.0068	\$3,120.55	\$6,761.20	\$81,134
				3	\$39.9818	\$3,198.55	\$6,930.20	\$83,162
				4	\$40.9813	\$3,278.51	\$7,103.44	\$85,241
				5	\$42.0058	\$3,360.47	\$7,281.02	\$87,372
				6	\$43.0558	\$3,444.47	\$7,463.02	\$89,556
				7	\$44.1323	\$3,530.59	\$7,649.62	\$91,795
				8	\$45.2356	\$3,618.85	\$7,840.85	\$94,090
				9	\$46.3664	\$3,709.32	\$8,036.86	\$96,442
Contracts Administrator II	180	PR	Exempt	1	\$44.0529	\$3,524.24	\$7,635.86	\$91,630
				2	\$45.1544	\$3,612.36	\$7,826.78	\$93,921
				3	\$46.2832	\$3,702.66	\$8,022.43	\$96,269
				4	\$47.4404	\$3,795.24	\$8,223.02	\$98,676
				5	\$48.6260	\$3,890.08	\$8,428.51	\$101,142
				6	\$49.8419	\$3,987.36	\$8,639.28	\$103,671
				7	\$51.0880	\$4,087.04	\$8,855.26	\$106,263
				8	\$52.3650	\$4,189.20	\$9,076.60	\$108,919
				9	\$53.6741	\$4,293.93	\$9,303.52	\$111,642
Contracts and Procurement Supervisor	185	SU	Exempt	1	\$56.2198	\$4,497.59	\$9,744.78	\$116,937
				2	\$57.6260	\$4,610.08	\$9,988.51	\$119,862
				3	\$59.0664	\$4,725.32	\$10,238.20	\$122,858
				4	\$60.5428	\$4,843.43	\$10,494.10	\$125,929
				5	\$62.0563	\$4,964.51	\$10,756.44	\$129,077
				6	\$63.6077	\$5,088.62	\$11,025.35	\$132,304
				7	\$65.1976	\$5,215.81	\$11,300.93	\$135,611
				8	\$66.8279	\$5,346.24	\$11,583.52	\$139,002
				9	\$68.4986	\$5,479.89	\$11,873.10	\$142,477
Control Systems Analyst I	180	GU	Non-exempt	1	\$44.0529	\$3,524.24	\$7,635.86	\$91,630
				2	\$45.1544	\$3,612.36	\$7,826.78	\$93,921
				3	\$46.2832	\$3,702.66	\$8,022.43	\$96,269
				4	\$47.4404	\$3,795.24	\$8,223.02	\$98,676
				5	\$48.6260	\$3,890.08	\$8,428.51	\$101,142
				6	\$49.8419	\$3,987.36	\$8,639.28	\$103,671
				7	\$51.0880	\$4,087.04	\$8,855.26	\$106,263
				8	\$52.3650	\$4,189.20	\$9,076.60	\$108,919
				9	\$53.6741	\$4,293.93	\$9,303.52	\$111,642
Control Systems Analyst II	182	GU	Non-exempt	1	\$48.5664	\$3,885.32	\$8,418.20	\$101,018
				2	\$49.7799	\$3,982.40	\$8,628.54	\$103,542
				3	\$51.0250	\$4,082.00	\$8,844.34	\$106,132
				4	\$52.3000	\$4,184.00	\$9,065.34	\$108,784

Inland Empire Utilities Agency
Salary Matrix
Effective January 23, 2022
Adopted January 19, 2022

EXHIBIT 1

Classification Title	Salary Range	Unit	FLSA	Step	Hourly	Bi-Weekly	Monthly	Annually
Control Systems Analyst II	182	GU	Non-exempt	5	\$53.6077	\$4,288.62	\$9,292.01	\$111,504
				6	\$54.9476	\$4,395.81	\$9,524.26	\$114,291
				7	\$56.3217	\$4,505.74	\$9,762.44	\$117,149
				8	\$57.7299	\$4,618.40	\$10,006.54	\$120,078
				9	\$59.1726	\$4,733.81	\$10,256.59	\$123,079
Controller	190	UN	Exempt	1	\$71.7486	\$5,739.89	\$12,436.43	\$149,237
				2	\$73.5428	\$5,883.43	\$12,747.44	\$152,969
				3	\$75.3808	\$6,030.47	\$13,066.02	\$156,792
				4	\$77.2654	\$6,181.24	\$13,392.69	\$160,712
				5	\$79.1972	\$6,335.78	\$13,727.53	\$164,730
				6	\$81.1770	\$6,494.16	\$14,070.68	\$168,848
				7	\$83.2063	\$6,656.51	\$14,422.44	\$173,069
				8	\$85.2866	\$6,822.93	\$14,783.02	\$177,396
				9	\$87.4193	\$6,993.55	\$15,152.70	\$181,832
Deputy General Manager	199	EX	Exempt	1	\$113.9587	\$9,116.70	\$19,752.85	\$237,034
				2	\$116.8077	\$9,344.62	\$20,246.68	\$242,960
				3	\$119.7284	\$9,578.28	\$20,752.94	\$249,035
				4	\$122.7212	\$9,817.70	\$21,271.69	\$255,260
				5	\$125.7895	\$10,063.16	\$21,803.52	\$261,642
				6	\$128.9342	\$10,314.74	\$22,348.61	\$268,183
				7	\$132.1577	\$10,572.62	\$22,907.35	\$274,888
				8	\$135.4616	\$10,836.93	\$23,480.02	\$281,760
				9	\$138.8476	\$11,107.81	\$24,066.93	\$288,803
Deputy Manager of Maintenance	188	UN	Exempt	1	\$65.0794	\$5,206.36	\$11,280.45	\$135,365
				2	\$66.7068	\$5,336.55	\$11,562.53	\$138,750
				3	\$68.3746	\$5,469.97	\$11,851.61	\$142,219
				4	\$70.0832	\$5,606.66	\$12,147.77	\$145,773
				5	\$71.8356	\$5,746.85	\$12,451.51	\$149,418
				6	\$73.6313	\$5,890.51	\$12,762.78	\$153,153
				7	\$75.4726	\$6,037.81	\$13,081.93	\$156,983
				8	\$77.3592	\$6,188.74	\$13,408.94	\$160,907
				9	\$79.2933	\$6,343.47	\$13,744.19	\$164,930
Deputy Manager of Operations	188	UN	Exempt	1	\$65.0794	\$5,206.36	\$11,280.45	\$135,365
				2	\$66.7068	\$5,336.55	\$11,562.53	\$138,750
				3	\$68.3746	\$5,469.97	\$11,851.61	\$142,219
				4	\$70.0832	\$5,606.66	\$12,147.77	\$145,773
				5	\$71.8356	\$5,746.85	\$12,451.51	\$149,418
				6	\$73.6313	\$5,890.51	\$12,762.78	\$153,153
				7	\$75.4726	\$6,037.81	\$13,081.93	\$156,983
				8	\$77.3592	\$6,188.74	\$13,408.94	\$160,907
				9	\$79.2933	\$6,343.47	\$13,744.19	\$164,930
Deputy Manager of Strategic Planning & Resources	189	UN	Exempt	1	\$68.3332	\$5,466.66	\$11,844.43	\$142,133
				2	\$70.0419	\$5,603.36	\$12,140.62	\$145,687
				3	\$71.7928	\$5,743.43	\$12,444.10	\$149,329
				4	\$73.5880	\$5,887.04	\$12,755.26	\$153,063

Inland Empire Utilities Agency
Salary Matrix
Effective January 23, 2022
Adopted January 19, 2022

EXHIBIT 1

Classification Title	Salary Range	Unit	FLSA	Step	Hourly	Bi-Weekly	Monthly	Annually
Deputy Manager of Strategic Planning & Resources	189	UN	Exempt	5	\$75.4270	\$6,034.16	\$13,074.02	\$156,888
				6	\$77.3125	\$6,185.00	\$13,400.84	\$160,810
				7	\$79.2452	\$6,339.62	\$13,735.85	\$164,830
				8	\$81.2265	\$6,498.12	\$14,079.26	\$168,951
				9	\$83.2573	\$6,660.59	\$14,431.28	\$173,175
Director of Engineering and Construction Management	195	UN	Exempt	1	\$91.5746	\$7,325.97	\$15,872.94	\$190,475
				2	\$93.8645	\$7,509.16	\$16,269.85	\$195,238
				3	\$96.2111	\$7,696.89	\$16,676.60	\$200,119
				4	\$98.6164	\$7,889.32	\$17,093.53	\$205,122
				5	\$101.0813	\$8,086.51	\$17,520.78	\$210,249
				6	\$103.6087	\$8,288.70	\$17,958.85	\$215,506
				7	\$106.1986	\$8,495.89	\$18,407.77	\$220,893
				8	\$108.8539	\$8,708.32	\$18,868.03	\$226,416
				9	\$111.5750	\$8,926.00	\$19,339.67	\$232,076
Director of External and Government Affairs	193	UN	Exempt	1	\$83.0582	\$6,644.66	\$14,396.77	\$172,761
				2	\$85.1347	\$6,810.78	\$14,756.69	\$177,080
				3	\$87.2630	\$6,981.04	\$15,125.59	\$181,507
				4	\$89.4448	\$7,155.59	\$15,503.78	\$186,045
				5	\$91.6813	\$7,334.51	\$15,891.44	\$190,697
				6	\$93.9731	\$7,517.85	\$16,288.68	\$195,464
				7	\$96.3222	\$7,705.78	\$16,695.86	\$200,350
				8	\$98.7303	\$7,898.43	\$17,113.27	\$205,359
				9	\$101.1986	\$8,095.89	\$17,541.10	\$210,493
Director of External and Government Affairs (Y-Rated; Hired Before 1/23/2022)	208	UN	Exempt	1	\$117.1515	\$9,372.12	\$20,306.26	\$243,675
Director of Finance	195	UN	Exempt	1	\$91.5746	\$7,325.97	\$15,872.94	\$190,475
				2	\$93.8645	\$7,509.16	\$16,269.85	\$195,238
				3	\$96.2111	\$7,696.89	\$16,676.60	\$200,119
				4	\$98.6164	\$7,889.32	\$17,093.53	\$205,122
				5	\$101.0813	\$8,086.51	\$17,520.78	\$210,249
				6	\$103.6087	\$8,288.70	\$17,958.85	\$215,506
				7	\$106.1986	\$8,495.89	\$18,407.77	\$220,893
				8	\$108.8539	\$8,708.32	\$18,868.03	\$226,416
				9	\$111.5750	\$8,926.00	\$19,339.67	\$232,076
Director of Human Resources	194	UN	Exempt	1	\$87.2140	\$6,977.12	\$15,117.10	\$181,405
				2	\$89.3938	\$7,151.51	\$15,494.94	\$185,939
				3	\$91.6294	\$7,330.36	\$15,882.45	\$190,589
				4	\$93.9193	\$7,513.55	\$16,279.36	\$195,352
				5	\$96.2678	\$7,701.43	\$16,686.44	\$200,237
				6	\$98.6741	\$7,893.93	\$17,103.52	\$205,242
				7	\$101.1414	\$8,091.32	\$17,531.20	\$210,374
				8	\$103.6698	\$8,293.59	\$17,969.45	\$215,633
				9	\$106.2616	\$8,500.93	\$18,418.69	\$221,024

Inland Empire Utilities Agency
Salary Matrix
Effective January 23, 2022
Adopted January 19, 2022

EXHIBIT 1

Classification Title	Salary Range	Unit	FLSA	Step	Hourly	Bi-Weekly	Monthly	Annually
Director of Information Technology	194	UN	Exempt	1	\$87.2140	\$6,977.12	\$15,117.10	\$181,405
				2	\$89.3938	\$7,151.51	\$15,494.94	\$185,939
				3	\$91.6294	\$7,330.36	\$15,882.45	\$190,589
				4	\$93.9193	\$7,513.55	\$16,279.36	\$195,352
				5	\$96.2678	\$7,701.43	\$16,686.44	\$200,237
				6	\$98.6741	\$7,893.93	\$17,103.52	\$205,242
				7	\$101.1414	\$8,091.32	\$17,531.20	\$210,374
				8	\$103.6698	\$8,293.59	\$17,969.45	\$215,633
				9	\$106.2616	\$8,500.93	\$18,418.69	\$221,024
Director of Operations and Maintenance	195	UN	Exempt	1	\$91.5746	\$7,325.97	\$15,872.94	\$190,475
				2	\$93.8645	\$7,509.16	\$16,269.85	\$195,238
				3	\$96.2111	\$7,696.89	\$16,676.60	\$200,119
				4	\$98.6164	\$7,889.32	\$17,093.53	\$205,122
				5	\$101.0813	\$8,086.51	\$17,520.78	\$210,249
				6	\$103.6087	\$8,288.70	\$17,958.85	\$215,506
				7	\$106.1986	\$8,495.89	\$18,407.77	\$220,893
				8	\$108.8539	\$8,708.32	\$18,868.03	\$226,416
				9	\$111.5750	\$8,926.00	\$19,339.67	\$232,076
Director of Operations and Maintenance (Y-Rated; Hired Before 1/23/2022)	208	UN	Exempt	1	\$117.1515	\$9,372.12	\$20,306.26	\$243,675
Director of Planning and Resources	195	UN	Exempt	1	\$91.5746	\$7,325.97	\$15,872.94	\$190,475
				2	\$93.8645	\$7,509.16	\$16,269.85	\$195,238
				3	\$96.2111	\$7,696.89	\$16,676.60	\$200,119
				4	\$98.6164	\$7,889.32	\$17,093.53	\$205,122
				5	\$101.0813	\$8,086.51	\$17,520.78	\$210,249
				6	\$103.6087	\$8,288.70	\$17,958.85	\$215,506
				7	\$106.1986	\$8,495.89	\$18,407.77	\$220,893
				8	\$108.8539	\$8,708.32	\$18,868.03	\$226,416
				9	\$111.5750	\$8,926.00	\$19,339.67	\$232,076
Electrical & Instrumentation Technician I	176	GU	Non-exempt	1	\$36.2419	\$2,899.36	\$6,281.95	\$75,383
				2	\$37.1481	\$2,971.85	\$6,439.01	\$77,268
				3	\$38.0765	\$3,046.12	\$6,599.93	\$79,199
				4	\$39.0289	\$3,122.32	\$6,765.03	\$81,180
				5	\$40.0044	\$3,200.36	\$6,934.12	\$83,209
				6	\$41.0049	\$3,280.40	\$7,107.54	\$85,290
				7	\$42.0299	\$3,362.40	\$7,285.20	\$87,422
				8	\$43.0803	\$3,446.43	\$7,467.27	\$89,607
				9	\$44.1577	\$3,532.62	\$7,654.01	\$91,848
Electrical & Instrumentation Technician II	179	GU	Non-exempt	1	\$41.9553	\$3,356.43	\$7,272.27	\$87,267
				2	\$43.0049	\$3,440.40	\$7,454.20	\$89,450
				3	\$44.0799	\$3,526.40	\$7,640.54	\$91,686
				4	\$45.1818	\$3,614.55	\$7,831.53	\$93,978
				5	\$46.3111	\$3,704.89	\$8,027.27	\$96,327
				6	\$47.4688	\$3,797.51	\$8,227.94	\$98,735
				7	\$48.6558	\$3,892.47	\$8,433.69	\$101,204
				8	\$49.8722	\$3,989.78	\$8,644.53	\$103,734

Inland Empire Utilities Agency
Salary Matrix
Effective January 23, 2022
Adopted January 19, 2022

EXHIBIT 1

Classification Title	Salary Range	Unit	FLSA	Step	Hourly	Bi-Weekly	Monthly	Annually
Electrical & Instrumentation Technician II	179	GU	Non-exempt	9	\$51.1188	\$4,089.51	\$8,860.61	\$106,327
Electrical & Instrumentation Technician III	181	GU	Non-exempt	1	\$46.2534	\$3,700.28	\$8,017.28	\$96,207
				2	\$47.4097	\$3,792.78	\$8,217.69	\$98,612
				3	\$48.5948	\$3,887.59	\$8,423.12	\$101,077
				4	\$49.8097	\$3,984.78	\$8,633.69	\$103,604
				5	\$51.0544	\$4,084.36	\$8,849.45	\$106,193
				6	\$52.3313	\$4,186.51	\$9,070.78	\$108,849
				7	\$53.6395	\$4,291.16	\$9,297.52	\$111,570
				8	\$54.9803	\$4,398.43	\$9,529.94	\$114,359
				9	\$56.3553	\$4,508.43	\$9,768.27	\$117,219
Electrical & Instrumentation Technician IV	182	GU	Non-exempt	1	\$48.5664	\$3,885.32	\$8,418.20	\$101,018
				2	\$49.7799	\$3,982.40	\$8,628.54	\$103,542
				3	\$51.0250	\$4,082.00	\$8,844.34	\$106,132
				4	\$52.3000	\$4,184.00	\$9,065.34	\$108,784
				5	\$53.6077	\$4,288.62	\$9,292.01	\$111,504
				6	\$54.9476	\$4,395.81	\$9,524.26	\$114,291
				7	\$56.3217	\$4,505.74	\$9,762.44	\$117,149
				8	\$57.7299	\$4,618.40	\$10,006.54	\$120,078
				9	\$59.1726	\$4,733.81	\$10,256.59	\$123,079
Employee and Labor Relations Advocate	186	UN	Exempt	1	\$59.0327	\$4,722.62	\$10,232.35	\$122,788
				2	\$60.5087	\$4,840.70	\$10,488.19	\$125,858
				3	\$62.0212	\$4,961.70	\$10,750.35	\$129,004
				4	\$63.5722	\$5,085.78	\$11,019.19	\$132,230
				5	\$65.1611	\$5,212.89	\$11,294.60	\$135,535
				6	\$66.7904	\$5,343.24	\$11,577.02	\$138,924
				7	\$68.4601	\$5,476.81	\$11,866.43	\$142,397
				8	\$70.1717	\$5,613.74	\$12,163.11	\$145,957
				9	\$71.9255	\$5,754.04	\$12,467.09	\$149,605
Engineering Services Analyst	182	PR	Exempt	1	\$48.5664	\$3,885.32	\$8,418.20	\$101,018
				2	\$49.7799	\$3,982.40	\$8,628.54	\$103,542
				3	\$51.0250	\$4,082.00	\$8,844.34	\$106,132
				4	\$52.3000	\$4,184.00	\$9,065.34	\$108,784
				5	\$53.6077	\$4,288.62	\$9,292.01	\$111,504
				6	\$54.9476	\$4,395.81	\$9,524.26	\$114,291
				7	\$56.3217	\$4,505.74	\$9,762.44	\$117,149
				8	\$57.7299	\$4,618.40	\$10,006.54	\$120,078
				9	\$59.1726	\$4,733.81	\$10,256.59	\$123,079
Engineering Services Specialist	179	UN	Exempt	1	\$41.9553	\$3,356.43	\$7,272.27	\$87,267
				2	\$43.0049	\$3,440.40	\$7,454.20	\$89,450
				3	\$44.0799	\$3,526.40	\$7,640.54	\$91,686
				4	\$45.1818	\$3,614.55	\$7,831.53	\$93,978
				5	\$46.3111	\$3,704.89	\$8,027.27	\$96,327
				6	\$47.4688	\$3,797.51	\$8,227.94	\$98,735
				7	\$48.6558	\$3,892.47	\$8,433.69	\$101,204
				8	\$49.8722	\$3,989.78	\$8,644.53	\$103,734
				9	\$51.1188	\$4,089.51	\$8,860.61	\$106,327

Inland Empire Utilities Agency
Salary Matrix
Effective January 23, 2022
Adopted January 19, 2022

EXHIBIT 1

Classification Title	Salary Range	Unit	FLSA	Step	Hourly	Bi-Weekly	Monthly	Annually
Engineering Services Supervisor	185	SU	Exempt	1	\$56.2198	\$4,497.59	\$9,744.78	\$116,937
				2	\$57.6260	\$4,610.08	\$9,988.51	\$119,862
				3	\$59.0664	\$4,725.32	\$10,238.20	\$122,858
				4	\$60.5428	\$4,843.43	\$10,494.10	\$125,929
				5	\$62.0563	\$4,964.51	\$10,756.44	\$129,077
				6	\$63.6077	\$5,088.62	\$11,025.35	\$132,304
				7	\$65.1976	\$5,215.81	\$11,300.93	\$135,611
				8	\$66.8279	\$5,346.24	\$11,583.52	\$139,002
				9	\$68.4986	\$5,479.89	\$11,873.10	\$142,477
Engineering Technician	175	GU	Non-exempt	1	\$34.5174	\$2,761.40	\$5,983.04	\$71,796
				2	\$35.3803	\$2,830.43	\$6,132.60	\$73,591
				3	\$36.2645	\$2,901.16	\$6,285.85	\$75,430
				4	\$37.1712	\$2,973.70	\$6,443.02	\$77,316
				5	\$38.1005	\$3,048.04	\$6,604.09	\$79,249
				6	\$39.0529	\$3,124.24	\$6,769.19	\$81,230
				7	\$40.0294	\$3,202.36	\$6,938.45	\$83,261
				8	\$41.0299	\$3,282.40	\$7,111.87	\$85,342
				9	\$42.0558	\$3,364.47	\$7,289.69	\$87,476
Environmental Resources Planner I	179	UN	Exempt	1	\$41.9553	\$3,356.43	\$7,272.27	\$87,267
				2	\$43.0049	\$3,440.40	\$7,454.20	\$89,450
				3	\$44.0799	\$3,526.40	\$7,640.54	\$91,686
				4	\$45.1818	\$3,614.55	\$7,831.53	\$93,978
				5	\$46.3111	\$3,704.89	\$8,027.27	\$96,327
				6	\$47.4688	\$3,797.51	\$8,227.94	\$98,735
				7	\$48.6558	\$3,892.47	\$8,433.69	\$101,204
				8	\$49.8722	\$3,989.78	\$8,644.53	\$103,734
				9	\$51.1188	\$4,089.51	\$8,860.61	\$106,327
Environmental Resources Planner II	182	UN	Exempt	1	\$48.5664	\$3,885.32	\$8,418.20	\$101,018
				2	\$49.7799	\$3,982.40	\$8,628.54	\$103,542
				3	\$51.0250	\$4,082.00	\$8,844.34	\$106,132
				4	\$52.3000	\$4,184.00	\$9,065.34	\$108,784
				5	\$53.6077	\$4,288.62	\$9,292.01	\$111,504
				6	\$54.9476	\$4,395.81	\$9,524.26	\$114,291
				7	\$56.3217	\$4,505.74	\$9,762.44	\$117,149
				8	\$57.7299	\$4,618.40	\$10,006.54	\$120,078
				9	\$59.1726	\$4,733.81	\$10,256.59	\$123,079
Executive Assistant	178	UN	Exempt	1	\$39.9563	\$3,196.51	\$6,925.78	\$83,109
				2	\$40.9553	\$3,276.43	\$7,098.94	\$85,187
				3	\$41.9794	\$3,358.36	\$7,276.45	\$87,317
				4	\$43.0284	\$3,442.28	\$7,458.28	\$89,499
				5	\$44.1044	\$3,528.36	\$7,644.78	\$91,737
				6	\$45.2068	\$3,616.55	\$7,835.86	\$94,030
				7	\$46.3371	\$3,706.97	\$8,031.77	\$96,381
				8	\$47.4957	\$3,799.66	\$8,232.60	\$98,791
				9	\$48.6827	\$3,894.62	\$8,438.35	\$101,260

Inland Empire Utilities Agency
Salary Matrix
Effective January 23, 2022
Adopted January 19, 2022

EXHIBIT 1

Classification Title	Salary Range	Unit	FLSA	Step	Hourly	Bi-Weekly	Monthly	Annually
Executive Manager of External & Government Affairs/AGM	196	EX	Exempt	1	\$96.1520	\$7,692.16	\$16,666.35	\$199,996
				2	\$98.5553	\$7,884.43	\$17,082.94	\$204,995
				3	\$101.0193	\$8,081.55	\$17,510.03	\$210,120
				4	\$103.5448	\$8,283.59	\$17,947.78	\$215,373
				5	\$106.1332	\$8,490.66	\$18,396.43	\$220,757
				6	\$108.7866	\$8,702.93	\$18,856.35	\$226,276
				7	\$111.5068	\$8,920.55	\$19,327.86	\$231,934
				8	\$114.2943	\$9,143.55	\$19,811.03	\$237,732
				9	\$117.1515	\$9,372.12	\$20,306.26	\$243,675
External Affairs Analyst	180	UN	Exempt	1	\$44.0529	\$3,524.24	\$7,635.86	\$91,630
				2	\$45.1544	\$3,612.36	\$7,826.78	\$93,921
				3	\$46.2832	\$3,702.66	\$8,022.43	\$96,269
				4	\$47.4404	\$3,795.24	\$8,223.02	\$98,676
				5	\$48.6260	\$3,890.08	\$8,428.51	\$101,142
				6	\$49.8419	\$3,987.36	\$8,639.28	\$103,671
				7	\$51.0880	\$4,087.04	\$8,855.26	\$106,263
				8	\$52.3650	\$4,189.20	\$9,076.60	\$108,919
				9	\$53.6741	\$4,293.93	\$9,303.52	\$111,642
External Affairs Specialist I	171	UN	Exempt	1	\$28.4015	\$2,272.12	\$4,922.93	\$59,075
				2	\$29.1116	\$2,328.93	\$5,046.02	\$60,552
				3	\$29.8395	\$2,387.16	\$5,172.18	\$62,066
				4	\$30.5851	\$2,446.81	\$5,301.43	\$63,617
				5	\$31.3505	\$2,508.04	\$5,434.09	\$65,209
				6	\$32.1337	\$2,570.70	\$5,569.85	\$66,838
				7	\$32.9375	\$2,635.00	\$5,709.17	\$68,510
				8	\$33.7606	\$2,700.85	\$5,851.85	\$70,222
				9	\$34.6049	\$2,768.40	\$5,998.20	\$71,978
External Affairs Specialist I (Y-Rated; Hired Before 11/1/14)	202	UN	Exempt	1	\$42.9806	\$3,438.45	\$7,449.98	\$89,400
External Affairs Specialist II	177	UN	Exempt	1	\$38.0549	\$3,044.40	\$6,596.20	\$79,154
				2	\$39.0068	\$3,120.55	\$6,761.20	\$81,134
				3	\$39.9818	\$3,198.55	\$6,930.20	\$83,162
				4	\$40.9813	\$3,278.51	\$7,103.44	\$85,241
				5	\$42.0058	\$3,360.47	\$7,281.02	\$87,372
				6	\$43.0558	\$3,444.47	\$7,463.02	\$89,556
				7	\$44.1323	\$3,530.59	\$7,649.62	\$91,795
				8	\$45.2356	\$3,618.85	\$7,840.85	\$94,090
				9	\$46.3664	\$3,709.32	\$8,036.86	\$96,442
Facilities Program Coordinator	181	PR	Exempt	1	\$46.2534	\$3,700.28	\$8,017.28	\$96,207
				2	\$47.4097	\$3,792.78	\$8,217.69	\$98,612
				3	\$48.5948	\$3,887.59	\$8,423.12	\$101,077
				4	\$49.8097	\$3,984.78	\$8,633.69	\$103,604
				5	\$51.0544	\$4,084.36	\$8,849.45	\$106,193
				6	\$52.3313	\$4,186.51	\$9,070.78	\$108,849
				7	\$53.6395	\$4,291.16	\$9,297.52	\$111,570

Inland Empire Utilities Agency
Salary Matrix
Effective January 23, 2022
Adopted January 19, 2022

EXHIBIT 1

Classification Title	Salary Range	Unit	FLSA	Step	Hourly	Bi-Weekly	Monthly	Annually
Facilities Program Coordinator	181	PR	Exempt	8	\$54.9803	\$4,398.43	\$9,529.94	\$114,359
				9	\$56.3553	\$4,508.43	\$9,768.27	\$117,219
Facilities Program Supervisor	185	SU	Exempt	1	\$56.2198	\$4,497.59	\$9,744.78	\$116,937
				2	\$57.6260	\$4,610.08	\$9,988.51	\$119,862
				3	\$59.0664	\$4,725.32	\$10,238.20	\$122,858
				4	\$60.5428	\$4,843.43	\$10,494.10	\$125,929
				5	\$62.0563	\$4,964.51	\$10,756.44	\$129,077
				6	\$63.6077	\$5,088.62	\$11,025.35	\$132,304
				7	\$65.1976	\$5,215.81	\$11,300.93	\$135,611
				8	\$66.8279	\$5,346.24	\$11,583.52	\$139,002
				9	\$68.4986	\$5,479.89	\$11,873.10	\$142,477
Facilities Specialist	177	PR	Exempt	1	\$38.0549	\$3,044.40	\$6,596.20	\$79,154
				2	\$39.0068	\$3,120.55	\$6,761.20	\$81,134
				3	\$39.9818	\$3,198.55	\$6,930.20	\$83,162
				4	\$40.9813	\$3,278.51	\$7,103.44	\$85,241
				5	\$42.0058	\$3,360.47	\$7,281.02	\$87,372
				6	\$43.0558	\$3,444.47	\$7,463.02	\$89,556
				7	\$44.1323	\$3,530.59	\$7,649.62	\$91,795
				8	\$45.2356	\$3,618.85	\$7,840.85	\$94,090
				9	\$46.3664	\$3,709.32	\$8,036.86	\$96,442
Facilities Specialist - Landscape	177	UN	Exempt	1	\$38.0549	\$3,044.40	\$6,596.20	\$79,154
				2	\$39.0068	\$3,120.55	\$6,761.20	\$81,134
				3	\$39.9818	\$3,198.55	\$6,930.20	\$83,162
				4	\$40.9813	\$3,278.51	\$7,103.44	\$85,241
				5	\$42.0058	\$3,360.47	\$7,281.02	\$87,372
				6	\$43.0558	\$3,444.47	\$7,463.02	\$89,556
				7	\$44.1323	\$3,530.59	\$7,649.62	\$91,795
				8	\$45.2356	\$3,618.85	\$7,840.85	\$94,090
				9	\$46.3664	\$3,709.32	\$8,036.86	\$96,442
Financial Analyst I	179	PR	Exempt	1	\$41.9553	\$3,356.43	\$7,272.27	\$87,267
				2	\$43.0049	\$3,440.40	\$7,454.20	\$89,450
				3	\$44.0799	\$3,526.40	\$7,640.54	\$91,686
				4	\$45.1818	\$3,614.55	\$7,831.53	\$93,978
				5	\$46.3111	\$3,704.89	\$8,027.27	\$96,327
				6	\$47.4688	\$3,797.51	\$8,227.94	\$98,735
				7	\$48.6558	\$3,892.47	\$8,433.69	\$101,204
				8	\$49.8722	\$3,989.78	\$8,644.53	\$103,734
				9	\$51.1188	\$4,089.51	\$8,860.61	\$106,327
Financial Analyst II	181	PR	Exempt	1	\$46.2534	\$3,700.28	\$8,017.28	\$96,207
				2	\$47.4097	\$3,792.78	\$8,217.69	\$98,612
				3	\$48.5948	\$3,887.59	\$8,423.12	\$101,077
				4	\$49.8097	\$3,984.78	\$8,633.69	\$103,604
				5	\$51.0544	\$4,084.36	\$8,849.45	\$106,193
				6	\$52.3313	\$4,186.51	\$9,070.78	\$108,849
				7	\$53.6395	\$4,291.16	\$9,297.52	\$111,570
				8	\$54.9803	\$4,398.43	\$9,529.94	\$114,359

Inland Empire Utilities Agency
Salary Matrix
Effective January 23, 2022
Adopted January 19, 2022

EXHIBIT 1

Classification Title	Salary Range	Unit	FLSA	Step	Hourly	Bi-Weekly	Monthly	Annually
Financial Analyst II	181	PR	Exempt	9	\$56.3553	\$4,508.43	\$9,768.27	\$117,219
General Manager	205	EX	Exempt	1	\$149.7250	\$11,978.00	\$25,952.34	\$311,428
GIS Specialist	178	UN	Exempt	1	\$39.9563	\$3,196.51	\$6,925.78	\$83,109
				2	\$40.9553	\$3,276.43	\$7,098.94	\$85,187
				3	\$41.9794	\$3,358.36	\$7,276.45	\$87,317
				4	\$43.0284	\$3,442.28	\$7,458.28	\$89,499
				5	\$44.1044	\$3,528.36	\$7,644.78	\$91,737
				6	\$45.2068	\$3,616.55	\$7,835.86	\$94,030
				7	\$46.3371	\$3,706.97	\$8,031.77	\$96,381
				8	\$47.4957	\$3,799.66	\$8,232.60	\$98,791
				9	\$48.6827	\$3,894.62	\$8,438.35	\$101,260
Grants Administrator	179	PR	Exempt	1	\$41.9553	\$3,356.43	\$7,272.27	\$87,267
				2	\$43.0049	\$3,440.40	\$7,454.20	\$89,450
				3	\$44.0799	\$3,526.40	\$7,640.54	\$91,686
				4	\$45.1818	\$3,614.55	\$7,831.53	\$93,978
				5	\$46.3111	\$3,704.89	\$8,027.27	\$96,327
				6	\$47.4688	\$3,797.51	\$8,227.94	\$98,735
				7	\$48.6558	\$3,892.47	\$8,433.69	\$101,204
				8	\$49.8722	\$3,989.78	\$8,644.53	\$103,734
				9	\$51.1188	\$4,089.51	\$8,860.61	\$106,327
Grants Officer	186	UN	Exempt	1	\$59.0327	\$4,722.62	\$10,232.35	\$122,788
				2	\$60.5087	\$4,840.70	\$10,488.19	\$125,858
				3	\$62.0212	\$4,961.70	\$10,750.35	\$129,004
				4	\$63.5722	\$5,085.78	\$11,019.19	\$132,230
				5	\$65.1611	\$5,212.89	\$11,294.60	\$135,535
				6	\$66.7904	\$5,343.24	\$11,577.02	\$138,924
				7	\$68.4601	\$5,476.81	\$11,866.43	\$142,397
				8	\$70.1717	\$5,613.74	\$12,163.11	\$145,957
				9	\$71.9255	\$5,754.04	\$12,467.09	\$149,605
Grants Officer (Y-Rated; Hired Before 1/23/2022)	207	UN	Exempt	1	\$87.4193	\$6,993.55	\$15,152.70	\$181,832
Groundwater Recharge Supervisor	187	SU	Exempt	1	\$61.9832	\$4,958.66	\$10,743.77	\$128,925
				2	\$63.5323	\$5,082.59	\$11,012.28	\$132,147
				3	\$65.1207	\$5,209.66	\$11,287.60	\$135,451
				4	\$66.7486	\$5,339.89	\$11,569.77	\$138,837
				5	\$68.4169	\$5,473.36	\$11,858.95	\$142,307
				6	\$70.1279	\$5,610.24	\$12,155.52	\$145,866
				7	\$71.8808	\$5,750.47	\$12,459.36	\$149,512
				8	\$73.6779	\$5,894.24	\$12,770.86	\$153,250
				9	\$75.5202	\$6,041.62	\$13,090.18	\$157,082
Human Resources Analyst I	177	UN	Exempt	1	\$38.0549	\$3,044.40	\$6,596.20	\$79,154
				2	\$39.0068	\$3,120.55	\$6,761.20	\$81,134
				3	\$39.9818	\$3,198.55	\$6,930.20	\$83,162
				4	\$40.9813	\$3,278.51	\$7,103.44	\$85,241

Inland Empire Utilities Agency
Salary Matrix
Effective January 23, 2022
Adopted January 19, 2022

EXHIBIT 1

Classification Title	Salary Range	Unit	FLSA	Step	Hourly	Bi-Weekly	Monthly	Annually
Human Resources Analyst I	177	UN	Exempt	5	\$42.0058	\$3,360.47	\$7,281.02	\$87,372
				6	\$43.0558	\$3,444.47	\$7,463.02	\$89,556
				7	\$44.1323	\$3,530.59	\$7,649.62	\$91,795
				8	\$45.2356	\$3,618.85	\$7,840.85	\$94,090
				9	\$46.3664	\$3,709.32	\$8,036.86	\$96,442
Human Resources Analyst II	179	UN	Exempt	1	\$41.9553	\$3,356.43	\$7,272.27	\$87,267
				2	\$43.0049	\$3,440.40	\$7,454.20	\$89,450
				3	\$44.0799	\$3,526.40	\$7,640.54	\$91,686
				4	\$45.1818	\$3,614.55	\$7,831.53	\$93,978
				5	\$46.3111	\$3,704.89	\$8,027.27	\$96,327
				6	\$47.4688	\$3,797.51	\$8,227.94	\$98,735
				7	\$48.6558	\$3,892.47	\$8,433.69	\$101,204
				8	\$49.8722	\$3,989.78	\$8,644.53	\$103,734
				9	\$51.1188	\$4,089.51	\$8,860.61	\$106,327
Human Resources Officer	183	UN	Exempt	1	\$50.9967	\$4,079.74	\$8,839.44	\$106,073
				2	\$52.2712	\$4,181.70	\$9,060.35	\$108,724
				3	\$53.5779	\$4,286.24	\$9,286.86	\$111,442
				4	\$54.9178	\$4,393.43	\$9,519.10	\$114,229
				5	\$56.2909	\$4,503.28	\$9,757.11	\$117,085
				6	\$57.6976	\$4,615.81	\$10,000.93	\$120,011
				7	\$59.1400	\$4,731.20	\$10,250.94	\$123,011
				8	\$60.6188	\$4,849.51	\$10,507.28	\$126,087
				9	\$62.1342	\$4,970.74	\$10,769.94	\$129,239
Human Resources Technician	171	UN	Non-exempt	1	\$28.4015	\$2,272.12	\$4,922.93	\$59,075
				2	\$29.1116	\$2,328.93	\$5,046.02	\$60,552
				3	\$29.8395	\$2,387.16	\$5,172.18	\$62,066
				4	\$30.5851	\$2,446.81	\$5,301.43	\$63,617
				5	\$31.3505	\$2,508.04	\$5,434.09	\$65,209
				6	\$32.1337	\$2,570.70	\$5,569.85	\$66,838
				7	\$32.9375	\$2,635.00	\$5,709.17	\$68,510
				8	\$33.7606	\$2,700.85	\$5,851.85	\$70,222
				9	\$34.6049	\$2,768.40	\$5,998.20	\$71,978
HVAC Technician	177	GU	Non-exempt	1	\$38.0549	\$3,044.40	\$6,596.20	\$79,154
				2	\$39.0068	\$3,120.55	\$6,761.20	\$81,134
				3	\$39.9818	\$3,198.55	\$6,930.20	\$83,162
				4	\$40.9813	\$3,278.51	\$7,103.44	\$85,241
				5	\$42.0058	\$3,360.47	\$7,281.02	\$87,372
				6	\$43.0558	\$3,444.47	\$7,463.02	\$89,556
				7	\$44.1323	\$3,530.59	\$7,649.62	\$91,795
				8	\$45.2356	\$3,618.85	\$7,840.85	\$94,090
				9	\$46.3664	\$3,709.32	\$8,036.86	\$96,442
Industrial Engine Technician I	177	GU	Non-exempt	1	\$38.0549	\$3,044.40	\$6,596.20	\$79,154
				2	\$39.0068	\$3,120.55	\$6,761.20	\$81,134
				3	\$39.9818	\$3,198.55	\$6,930.20	\$83,162
				4	\$40.9813	\$3,278.51	\$7,103.44	\$85,241
				5	\$42.0058	\$3,360.47	\$7,281.02	\$87,372

Inland Empire Utilities Agency
Salary Matrix
Effective January 23, 2022
Adopted January 19, 2022

EXHIBIT 1

Classification Title	Salary Range	Unit	FLSA	Step	Hourly	Bi-Weekly	Monthly	Annually
Industrial Engine Technician I	177	GU	Non-exempt	6	\$43.0558	\$3,444.47	\$7,463.02	\$89,556
				7	\$44.1323	\$3,530.59	\$7,649.62	\$91,795
				8	\$45.2356	\$3,618.85	\$7,840.85	\$94,090
				9	\$46.3664	\$3,709.32	\$8,036.86	\$96,442
Industrial Engine Technician II	181	GU	Non-exempt	1	\$46.2534	\$3,700.28	\$8,017.28	\$96,207
				2	\$47.4097	\$3,792.78	\$8,217.69	\$98,612
				3	\$48.5948	\$3,887.59	\$8,423.12	\$101,077
				4	\$49.8097	\$3,984.78	\$8,633.69	\$103,604
				5	\$51.0544	\$4,084.36	\$8,849.45	\$106,193
				6	\$52.3313	\$4,186.51	\$9,070.78	\$108,849
				7	\$53.6395	\$4,291.16	\$9,297.52	\$111,570
				8	\$54.9803	\$4,398.43	\$9,529.94	\$114,359
				9	\$56.3553	\$4,508.43	\$9,768.27	\$117,219
Information Systems Analyst I	179	PR	Exempt	1	\$41.9553	\$3,356.43	\$7,272.27	\$87,267
				2	\$43.0049	\$3,440.40	\$7,454.20	\$89,450
				3	\$44.0799	\$3,526.40	\$7,640.54	\$91,686
				4	\$45.1818	\$3,614.55	\$7,831.53	\$93,978
				5	\$46.3111	\$3,704.89	\$8,027.27	\$96,327
				6	\$47.4688	\$3,797.51	\$8,227.94	\$98,735
				7	\$48.6558	\$3,892.47	\$8,433.69	\$101,204
				8	\$49.8722	\$3,989.78	\$8,644.53	\$103,734
				9	\$51.1188	\$4,089.51	\$8,860.61	\$106,327
Information Systems Analyst II	181	PR	Exempt	1	\$46.2534	\$3,700.28	\$8,017.28	\$96,207
				2	\$47.4097	\$3,792.78	\$8,217.69	\$98,612
				3	\$48.5948	\$3,887.59	\$8,423.12	\$101,077
				4	\$49.8097	\$3,984.78	\$8,633.69	\$103,604
				5	\$51.0544	\$4,084.36	\$8,849.45	\$106,193
				6	\$52.3313	\$4,186.51	\$9,070.78	\$108,849
				7	\$53.6395	\$4,291.16	\$9,297.52	\$111,570
				8	\$54.9803	\$4,398.43	\$9,529.94	\$114,359
				9	\$56.3553	\$4,508.43	\$9,768.27	\$117,219
Intern	001	OTR	Non-exempt	1	\$15.0000			
				2	\$16.0000			
				3	\$17.0000			
				4	\$18.0000			
				5	\$19.0000			
				6	\$20.0000			
Internal Auditor	179	PR	Exempt	1	\$41.9553	\$3,356.43	\$7,272.27	\$87,267
				2	\$43.0049	\$3,440.40	\$7,454.20	\$89,450
				3	\$44.0799	\$3,526.40	\$7,640.54	\$91,686
				4	\$45.1818	\$3,614.55	\$7,831.53	\$93,978
				5	\$46.3111	\$3,704.89	\$8,027.27	\$96,327
				6	\$47.4688	\$3,797.51	\$8,227.94	\$98,735
				7	\$48.6558	\$3,892.47	\$8,433.69	\$101,204
				8	\$49.8722	\$3,989.78	\$8,644.53	\$103,734
				9	\$51.1188	\$4,089.51	\$8,860.61	\$106,327

Inland Empire Utilities Agency
Salary Matrix
Effective January 23, 2022
Adopted January 19, 2022

EXHIBIT 1

Classification Title	Salary Range	Unit	FLSA	Step	Hourly	Bi-Weekly	Monthly	Annually
Inventory Resources Coordinator	181	PR	Exempt	1	\$46.2534	\$3,700.28	\$8,017.28	\$96,207
				2	\$47.4097	\$3,792.78	\$8,217.69	\$98,612
				3	\$48.5948	\$3,887.59	\$8,423.12	\$101,077
				4	\$49.8097	\$3,984.78	\$8,633.69	\$103,604
				5	\$51.0544	\$4,084.36	\$8,849.45	\$106,193
				6	\$52.3313	\$4,186.51	\$9,070.78	\$108,849
				7	\$53.6395	\$4,291.16	\$9,297.52	\$111,570
				8	\$54.9803	\$4,398.43	\$9,529.94	\$114,359
				9	\$56.3553	\$4,508.43	\$9,768.27	\$117,219
Laboratory Assistant	172	LB	Non-exempt	1	\$29.8226	\$2,385.81	\$5,169.26	\$62,031
				2	\$30.5683	\$2,445.47	\$5,298.52	\$63,582
				3	\$31.3327	\$2,506.62	\$5,431.01	\$65,172
				4	\$32.1159	\$2,569.28	\$5,566.78	\$66,801
				5	\$32.9188	\$2,633.51	\$5,705.94	\$68,471
				6	\$33.7419	\$2,699.36	\$5,848.62	\$70,183
				7	\$34.5851	\$2,766.81	\$5,994.76	\$71,937
				8	\$35.4500	\$2,836.00	\$6,144.67	\$73,736
				9	\$36.3361	\$2,906.89	\$6,298.27	\$75,579
Laboratory Scientist I	177	LB	Non-exempt	1	\$38.0549	\$3,044.40	\$6,596.20	\$79,154
				2	\$39.0068	\$3,120.55	\$6,761.20	\$81,134
				3	\$39.9818	\$3,198.55	\$6,930.20	\$83,162
				4	\$40.9813	\$3,278.51	\$7,103.44	\$85,241
				5	\$42.0058	\$3,360.47	\$7,281.02	\$87,372
				6	\$43.0558	\$3,444.47	\$7,463.02	\$89,556
				7	\$44.1323	\$3,530.59	\$7,649.62	\$91,795
				8	\$45.2356	\$3,618.85	\$7,840.85	\$94,090
				9	\$46.3664	\$3,709.32	\$8,036.86	\$96,442
Laboratory Scientist II	179	LB	Non-exempt	1	\$41.9553	\$3,356.43	\$7,272.27	\$87,267
				2	\$43.0049	\$3,440.40	\$7,454.20	\$89,450
				3	\$44.0799	\$3,526.40	\$7,640.54	\$91,686
				4	\$45.1818	\$3,614.55	\$7,831.53	\$93,978
				5	\$46.3111	\$3,704.89	\$8,027.27	\$96,327
				6	\$47.4688	\$3,797.51	\$8,227.94	\$98,735
				7	\$48.6558	\$3,892.47	\$8,433.69	\$101,204
				8	\$49.8722	\$3,989.78	\$8,644.53	\$103,734
				9	\$51.1188	\$4,089.51	\$8,860.61	\$106,327
Laboratory Supervisor	185	SU	Exempt	1	\$56.2198	\$4,497.59	\$9,744.78	\$116,937
				2	\$57.6260	\$4,610.08	\$9,988.51	\$119,862
				3	\$59.0664	\$4,725.32	\$10,238.20	\$122,858
				4	\$60.5428	\$4,843.43	\$10,494.10	\$125,929
				5	\$62.0563	\$4,964.51	\$10,756.44	\$129,077
				6	\$63.6077	\$5,088.62	\$11,025.35	\$132,304
				7	\$65.1976	\$5,215.81	\$11,300.93	\$135,611
				8	\$66.8279	\$5,346.24	\$11,583.52	\$139,002
				9	\$68.4986	\$5,479.89	\$11,873.10	\$142,477

Inland Empire Utilities Agency
Salary Matrix
Effective January 23, 2022
Adopted January 19, 2022

EXHIBIT 1

Classification Title	Salary Range	Unit	FLSA	Step	Hourly	Bi-Weekly	Monthly	Annually
Maintenance Planner/Scheduler	182	GU	Non-exempt	1	\$48.5664	\$3,885.32	\$8,418.20	\$101,018
				2	\$49.7799	\$3,982.40	\$8,628.54	\$103,542
				3	\$51.0250	\$4,082.00	\$8,844.34	\$106,132
				4	\$52.3000	\$4,184.00	\$9,065.34	\$108,784
				5	\$53.6077	\$4,288.62	\$9,292.01	\$111,504
				6	\$54.9476	\$4,395.81	\$9,524.26	\$114,291
				7	\$56.3217	\$4,505.74	\$9,762.44	\$117,149
				8	\$57.7299	\$4,618.40	\$10,006.54	\$120,078
				9	\$59.1726	\$4,733.81	\$10,256.59	\$123,079
Maintenance Supervisor	185	SU	Exempt	1	\$56.2198	\$4,497.59	\$9,744.78	\$116,937
				2	\$57.6260	\$4,610.08	\$9,988.51	\$119,862
				3	\$59.0664	\$4,725.32	\$10,238.20	\$122,858
				4	\$60.5428	\$4,843.43	\$10,494.10	\$125,929
				5	\$62.0563	\$4,964.51	\$10,756.44	\$129,077
				6	\$63.6077	\$5,088.62	\$11,025.35	\$132,304
				7	\$65.1976	\$5,215.81	\$11,300.93	\$135,611
				8	\$66.8279	\$5,346.24	\$11,583.52	\$139,002
				9	\$68.4986	\$5,479.89	\$11,873.10	\$142,477
Manager of Asset Management	190	UN	Exempt	1	\$71.7486	\$5,739.89	\$12,436.43	\$149,237
				2	\$73.5428	\$5,883.43	\$12,747.44	\$152,969
				3	\$75.3808	\$6,030.47	\$13,066.02	\$156,792
				4	\$77.2654	\$6,181.24	\$13,392.69	\$160,712
				5	\$79.1972	\$6,335.78	\$13,727.53	\$164,730
				6	\$81.1770	\$6,494.16	\$14,070.68	\$168,848
				7	\$83.2063	\$6,656.51	\$14,422.44	\$173,069
				8	\$85.2866	\$6,822.93	\$14,783.02	\$177,396
				9	\$87.4193	\$6,993.55	\$15,152.70	\$181,832
Manager of Contracts & Procurement	190	UN	Exempt	1	\$71.7486	\$5,739.89	\$12,436.43	\$149,237
				2	\$73.5428	\$5,883.43	\$12,747.44	\$152,969
				3	\$75.3808	\$6,030.47	\$13,066.02	\$156,792
				4	\$77.2654	\$6,181.24	\$13,392.69	\$160,712
				5	\$79.1972	\$6,335.78	\$13,727.53	\$164,730
				6	\$81.1770	\$6,494.16	\$14,070.68	\$168,848
				7	\$83.2063	\$6,656.51	\$14,422.44	\$173,069
				8	\$85.2866	\$6,822.93	\$14,783.02	\$177,396
				9	\$87.4193	\$6,993.55	\$15,152.70	\$181,832
Manager of Engineering and Construction Management	192	UN	Exempt	1	\$79.1039	\$6,328.32	\$13,711.36	\$164,536
				2	\$81.0818	\$6,486.55	\$14,054.20	\$168,650
				3	\$83.1087	\$6,648.70	\$14,405.52	\$172,866
				4	\$85.1861	\$6,814.89	\$14,765.60	\$177,187
				5	\$87.3159	\$6,985.28	\$15,134.78	\$181,617
				6	\$89.4991	\$7,159.93	\$15,513.19	\$186,158
				7	\$91.7361	\$7,338.89	\$15,900.93	\$190,811
				8	\$94.0299	\$7,522.40	\$16,298.54	\$195,582
				9	\$96.3803	\$7,710.43	\$16,705.94	\$200,471

Inland Empire Utilities Agency
Salary Matrix
Effective January 23, 2022
Adopted January 19, 2022

EXHIBIT 1

Classification Title	Salary Range	Unit	FLSA	Step	Hourly	Bi-Weekly	Monthly	Annually
Manager of Environmental Services	190	UN	Exempt	1	\$71.7486	\$5,739.89	\$12,436.43	\$149,237
				2	\$73.5428	\$5,883.43	\$12,747.44	\$152,969
				3	\$75.3808	\$6,030.47	\$13,066.02	\$156,792
				4	\$77.2654	\$6,181.24	\$13,392.69	\$160,712
				5	\$79.1972	\$6,335.78	\$13,727.53	\$164,730
				6	\$81.1770	\$6,494.16	\$14,070.68	\$168,848
				7	\$83.2063	\$6,656.51	\$14,422.44	\$173,069
				8	\$85.2866	\$6,822.93	\$14,783.02	\$177,396
				9	\$87.4193	\$6,993.55	\$15,152.70	\$181,832
Manager of Facilities and Water System Programs	190	UN	Exempt	1	\$71.7486	\$5,739.89	\$12,436.43	\$149,237
				2	\$73.5428	\$5,883.43	\$12,747.44	\$152,969
				3	\$75.3808	\$6,030.47	\$13,066.02	\$156,792
				4	\$77.2654	\$6,181.24	\$13,392.69	\$160,712
				5	\$79.1972	\$6,335.78	\$13,727.53	\$164,730
				6	\$81.1770	\$6,494.16	\$14,070.68	\$168,848
				7	\$83.2063	\$6,656.51	\$14,422.44	\$173,069
				8	\$85.2866	\$6,822.93	\$14,783.02	\$177,396
				9	\$87.4193	\$6,993.55	\$15,152.70	\$181,832
Manager of Grants	190	UN	Exempt	1	\$71.7486	\$5,739.89	\$12,436.43	\$149,237
				2	\$73.5428	\$5,883.43	\$12,747.44	\$152,969
				3	\$75.3808	\$6,030.47	\$13,066.02	\$156,792
				4	\$77.2654	\$6,181.24	\$13,392.69	\$160,712
				5	\$79.1972	\$6,335.78	\$13,727.53	\$164,730
				6	\$81.1770	\$6,494.16	\$14,070.68	\$168,848
				7	\$83.2063	\$6,656.51	\$14,422.44	\$173,069
				8	\$85.2866	\$6,822.93	\$14,783.02	\$177,396
				9	\$87.4193	\$6,993.55	\$15,152.70	\$181,832
Manager of Human Resources	190	UN	Exempt	1	\$71.7486	\$5,739.89	\$12,436.43	\$149,237
				2	\$73.5428	\$5,883.43	\$12,747.44	\$152,969
				3	\$75.3808	\$6,030.47	\$13,066.02	\$156,792
				4	\$77.2654	\$6,181.24	\$13,392.69	\$160,712
				5	\$79.1972	\$6,335.78	\$13,727.53	\$164,730
				6	\$81.1770	\$6,494.16	\$14,070.68	\$168,848
				7	\$83.2063	\$6,656.51	\$14,422.44	\$173,069
				8	\$85.2866	\$6,822.93	\$14,783.02	\$177,396
				9	\$87.4193	\$6,993.55	\$15,152.70	\$181,832
Manager of Information Technology	190	UN	Exempt	1	\$71.7486	\$5,739.89	\$12,436.43	\$149,237
				2	\$73.5428	\$5,883.43	\$12,747.44	\$152,969
				3	\$75.3808	\$6,030.47	\$13,066.02	\$156,792
				4	\$77.2654	\$6,181.24	\$13,392.69	\$160,712
				5	\$79.1972	\$6,335.78	\$13,727.53	\$164,730
				6	\$81.1770	\$6,494.16	\$14,070.68	\$168,848
				7	\$83.2063	\$6,656.51	\$14,422.44	\$173,069
				8	\$85.2866	\$6,822.93	\$14,783.02	\$177,396
				9	\$87.4193	\$6,993.55	\$15,152.70	\$181,832

Inland Empire Utilities Agency
Salary Matrix
Effective January 23, 2022
Adopted January 19, 2022

EXHIBIT 1

Classification Title	Salary Range	Unit	FLSA	Step	Hourly	Bi-Weekly	Monthly	Annually
Manager of Internal Audit	190	UN	Exempt	1	\$71.7486	\$5,739.89	\$12,436.43	\$149,237
				2	\$73.5428	\$5,883.43	\$12,747.44	\$152,969
				3	\$75.3808	\$6,030.47	\$13,066.02	\$156,792
				4	\$77.2654	\$6,181.24	\$13,392.69	\$160,712
				5	\$79.1972	\$6,335.78	\$13,727.53	\$164,730
				6	\$81.1770	\$6,494.16	\$14,070.68	\$168,848
				7	\$83.2063	\$6,656.51	\$14,422.44	\$173,069
				8	\$85.2866	\$6,822.93	\$14,783.02	\$177,396
				9	\$87.4193	\$6,993.55	\$15,152.70	\$181,832
Manager of Laboratories	190	UN	Exempt	1	\$71.7486	\$5,739.89	\$12,436.43	\$149,237
				2	\$73.5428	\$5,883.43	\$12,747.44	\$152,969
				3	\$75.3808	\$6,030.47	\$13,066.02	\$156,792
				4	\$77.2654	\$6,181.24	\$13,392.69	\$160,712
				5	\$79.1972	\$6,335.78	\$13,727.53	\$164,730
				6	\$81.1770	\$6,494.16	\$14,070.68	\$168,848
				7	\$83.2063	\$6,656.51	\$14,422.44	\$173,069
				8	\$85.2866	\$6,822.93	\$14,783.02	\$177,396
				9	\$87.4193	\$6,993.55	\$15,152.70	\$181,832
Manager of Maintenance	192	UN	Exempt	1	\$79.1039	\$6,328.32	\$13,711.36	\$164,536
				2	\$81.0818	\$6,486.55	\$14,054.20	\$168,650
				3	\$83.1087	\$6,648.70	\$14,405.52	\$172,866
				4	\$85.1861	\$6,814.89	\$14,765.60	\$177,187
				5	\$87.3159	\$6,985.28	\$15,134.78	\$181,617
				6	\$89.4991	\$7,159.93	\$15,513.19	\$186,158
				7	\$91.7361	\$7,338.89	\$15,900.93	\$190,811
				8	\$94.0299	\$7,522.40	\$16,298.54	\$195,582
				9	\$96.3803	\$7,710.43	\$16,705.94	\$200,471
Manager of Operations	192	UN	Exempt	1	\$79.1039	\$6,328.32	\$13,711.36	\$164,536
				2	\$81.0818	\$6,486.55	\$14,054.20	\$168,650
				3	\$83.1087	\$6,648.70	\$14,405.52	\$172,866
				4	\$85.1861	\$6,814.89	\$14,765.60	\$177,187
				5	\$87.3159	\$6,985.28	\$15,134.78	\$181,617
				6	\$89.4991	\$7,159.93	\$15,513.19	\$186,158
				7	\$91.7361	\$7,338.89	\$15,900.93	\$190,811
				8	\$94.0299	\$7,522.40	\$16,298.54	\$195,582
				9	\$96.3803	\$7,710.43	\$16,705.94	\$200,471
Manager of Regional Composting Authority	192	UN	Exempt	1	\$79.1039	\$6,328.32	\$13,711.36	\$164,536
				2	\$81.0818	\$6,486.55	\$14,054.20	\$168,650
				3	\$83.1087	\$6,648.70	\$14,405.52	\$172,866
				4	\$85.1861	\$6,814.89	\$14,765.60	\$177,187
				5	\$87.3159	\$6,985.28	\$15,134.78	\$181,617
				6	\$89.4991	\$7,159.93	\$15,513.19	\$186,158
				7	\$91.7361	\$7,338.89	\$15,900.93	\$190,811
				8	\$94.0299	\$7,522.40	\$16,298.54	\$195,582
				9	\$96.3803	\$7,710.43	\$16,705.94	\$200,471

Inland Empire Utilities Agency
Salary Matrix
Effective January 23, 2022
Adopted January 19, 2022

EXHIBIT 1

Classification Title	Salary Range	Unit	FLSA	Step	Hourly	Bi-Weekly	Monthly	Annually
Manager of Strategic Planning & Resources	192	UN	Exempt	1	\$79.1039	\$6,328.32	\$13,711.36	\$164,536
				2	\$81.0818	\$6,486.55	\$14,054.20	\$168,650
				3	\$83.1087	\$6,648.70	\$14,405.52	\$172,866
				4	\$85.1861	\$6,814.89	\$14,765.60	\$177,187
				5	\$87.3159	\$6,985.28	\$15,134.78	\$181,617
				6	\$89.4991	\$7,159.93	\$15,513.19	\$186,158
				7	\$91.7361	\$7,338.89	\$15,900.93	\$190,811
				8	\$94.0299	\$7,522.40	\$16,298.54	\$195,582
				9	\$96.3803	\$7,710.43	\$16,705.94	\$200,471
Manager of Water Resources	190	UN	Exempt	1	\$71.7486	\$5,739.89	\$12,436.43	\$149,237
				2	\$73.5428	\$5,883.43	\$12,747.44	\$152,969
				3	\$75.3808	\$6,030.47	\$13,066.02	\$156,792
				4	\$77.2654	\$6,181.24	\$13,392.69	\$160,712
				5	\$79.1972	\$6,335.78	\$13,727.53	\$164,730
				6	\$81.1770	\$6,494.16	\$14,070.68	\$168,848
				7	\$83.2063	\$6,656.51	\$14,422.44	\$173,069
				8	\$85.2866	\$6,822.93	\$14,783.02	\$177,396
				9	\$87.4193	\$6,993.55	\$15,152.70	\$181,832
Materials Specialist	182	PR	Exempt	1	\$48.5664	\$3,885.32	\$8,418.20	\$101,018
				2	\$49.7799	\$3,982.40	\$8,628.54	\$103,542
				3	\$51.0250	\$4,082.00	\$8,844.34	\$106,132
				4	\$52.3000	\$4,184.00	\$9,065.34	\$108,784
				5	\$53.6077	\$4,288.62	\$9,292.01	\$111,504
				6	\$54.9476	\$4,395.81	\$9,524.26	\$114,291
				7	\$56.3217	\$4,505.74	\$9,762.44	\$117,149
				8	\$57.7299	\$4,618.40	\$10,006.54	\$120,078
				9	\$59.1726	\$4,733.81	\$10,256.59	\$123,079
Mechanic I	172	GU	Non-exempt	1	\$29.8226	\$2,385.81	\$5,169.26	\$62,031
				2	\$30.5683	\$2,445.47	\$5,298.52	\$63,582
				3	\$31.3327	\$2,506.62	\$5,431.01	\$65,172
				4	\$32.1159	\$2,569.28	\$5,566.78	\$66,801
				5	\$32.9188	\$2,633.51	\$5,705.94	\$68,471
				6	\$33.7419	\$2,699.36	\$5,848.62	\$70,183
				7	\$34.5851	\$2,766.81	\$5,994.76	\$71,937
				8	\$35.4500	\$2,836.00	\$6,144.67	\$73,736
				9	\$36.3361	\$2,906.89	\$6,298.27	\$75,579
Mechanic II	176	GU	Non-exempt	1	\$36.2419	\$2,899.36	\$6,281.95	\$75,383
				2	\$37.1481	\$2,971.85	\$6,439.01	\$77,268
				3	\$38.0765	\$3,046.12	\$6,599.93	\$79,199
				4	\$39.0289	\$3,122.32	\$6,765.03	\$81,180
				5	\$40.0044	\$3,200.36	\$6,934.12	\$83,209
				6	\$41.0049	\$3,280.40	\$7,107.54	\$85,290
				7	\$42.0299	\$3,362.40	\$7,285.20	\$87,422
				8	\$43.0803	\$3,446.43	\$7,467.27	\$89,607
				9	\$44.1577	\$3,532.62	\$7,654.01	\$91,848

Inland Empire Utilities Agency
Salary Matrix
Effective January 23, 2022
Adopted January 19, 2022

EXHIBIT 1

Classification Title	Salary Range	Unit	FLSA	Step	Hourly	Bi-Weekly	Monthly	Annually
Mechanic III	179	GU	Non-exempt	1	\$41.9553	\$3,356.43	\$7,272.27	\$87,267
				2	\$43.0049	\$3,440.40	\$7,454.20	\$89,450
				3	\$44.0799	\$3,526.40	\$7,640.54	\$91,686
				4	\$45.1818	\$3,614.55	\$7,831.53	\$93,978
				5	\$46.3111	\$3,704.89	\$8,027.27	\$96,327
				6	\$47.4688	\$3,797.51	\$8,227.94	\$98,735
				7	\$48.6558	\$3,892.47	\$8,433.69	\$101,204
				8	\$49.8722	\$3,989.78	\$8,644.53	\$103,734
				9	\$51.1188	\$4,089.51	\$8,860.61	\$106,327
Mechanic IV	181	GU	Non-exempt	1	\$46.2534	\$3,700.28	\$8,017.28	\$96,207
				2	\$47.4097	\$3,792.78	\$8,217.69	\$98,612
				3	\$48.5948	\$3,887.59	\$8,423.12	\$101,077
				4	\$49.8097	\$3,984.78	\$8,633.69	\$103,604
				5	\$51.0544	\$4,084.36	\$8,849.45	\$106,193
				6	\$52.3313	\$4,186.51	\$9,070.78	\$108,849
				7	\$53.6395	\$4,291.16	\$9,297.52	\$111,570
				8	\$54.9803	\$4,398.43	\$9,529.94	\$114,359
				9	\$56.3553	\$4,508.43	\$9,768.27	\$117,219
Network Administrator	183	PR	Exempt	1	\$50.9967	\$4,079.74	\$8,839.44	\$106,073
				2	\$52.2712	\$4,181.70	\$9,060.35	\$108,724
				3	\$53.5779	\$4,286.24	\$9,286.86	\$111,442
				4	\$54.9178	\$4,393.43	\$9,519.10	\$114,229
				5	\$56.2909	\$4,503.28	\$9,757.11	\$117,085
				6	\$57.6976	\$4,615.81	\$10,000.93	\$120,011
				7	\$59.1400	\$4,731.20	\$10,250.94	\$123,011
				8	\$60.6188	\$4,849.51	\$10,507.28	\$126,087
				9	\$62.1342	\$4,970.74	\$10,769.94	\$129,239
Office Assistant	166	GU	Non-exempt	1	\$22.2568	\$1,780.55	\$3,857.86	\$46,294
				2	\$22.8135	\$1,825.08	\$3,954.34	\$47,452
				3	\$23.3837	\$1,870.70	\$4,053.19	\$48,638
				4	\$23.9683	\$1,917.47	\$4,154.52	\$49,854
				5	\$24.5674	\$1,965.40	\$4,258.37	\$51,100
				6	\$25.1818	\$2,014.55	\$4,364.86	\$52,378
				7	\$25.8111	\$2,064.89	\$4,473.93	\$53,687
				8	\$26.4563	\$2,116.51	\$4,585.78	\$55,029
				9	\$27.1174	\$2,169.40	\$4,700.37	\$56,404
Office Assistant (confidential)	166	GU	Non-exempt	1	\$22.2568	\$1,780.55	\$3,857.86	\$46,294
				2	\$22.8135	\$1,825.08	\$3,954.34	\$47,452
				3	\$23.3837	\$1,870.70	\$4,053.19	\$48,638
				4	\$23.9683	\$1,917.47	\$4,154.52	\$49,854
				5	\$24.5674	\$1,965.40	\$4,258.37	\$51,100
				6	\$25.1818	\$2,014.55	\$4,364.86	\$52,378
				7	\$25.8111	\$2,064.89	\$4,473.93	\$53,687
				8	\$26.4563	\$2,116.51	\$4,585.78	\$55,029
				9	\$27.1174	\$2,169.40	\$4,700.37	\$56,404
Operations Specialist	179	UN	Exempt	1	\$41.9553	\$3,356.43	\$7,272.27	\$87,267

Inland Empire Utilities Agency
Salary Matrix
Effective January 23, 2022
Adopted January 19, 2022

EXHIBIT 1

Classification Title	Salary Range	Unit	FLSA	Step	Hourly	Bi-Weekly	Monthly	Annually
Operations Specialist	179	UN	Exempt	2	\$43.0049	\$3,440.40	\$7,454.20	\$89,450
				3	\$44.0799	\$3,526.40	\$7,640.54	\$91,686
				4	\$45.1818	\$3,614.55	\$7,831.53	\$93,978
				5	\$46.3111	\$3,704.89	\$8,027.27	\$96,327
				6	\$47.4688	\$3,797.51	\$8,227.94	\$98,735
				7	\$48.6558	\$3,892.47	\$8,433.69	\$101,204
				8	\$49.8722	\$3,989.78	\$8,644.53	\$103,734
				9	\$51.1188	\$4,089.51	\$8,860.61	\$106,327
Operations Supervisor	185	SU	Non-exempt	1	\$56.2198	\$4,497.59	\$9,744.78	\$116,937
				2	\$57.6260	\$4,610.08	\$9,988.51	\$119,862
				3	\$59.0664	\$4,725.32	\$10,238.20	\$122,858
				4	\$60.5428	\$4,843.43	\$10,494.10	\$125,929
				5	\$62.0563	\$4,964.51	\$10,756.44	\$129,077
				6	\$63.6077	\$5,088.62	\$11,025.35	\$132,304
				7	\$65.1976	\$5,215.81	\$11,300.93	\$135,611
				8	\$66.8279	\$5,346.24	\$11,583.52	\$139,002
				9	\$68.4986	\$5,479.89	\$11,873.10	\$142,477
Pretreatment & Source Control Inspector I	174	GU	Non-exempt	1	\$32.8755	\$2,630.04	\$5,698.42	\$68,381
				2	\$33.6976	\$2,695.81	\$5,840.93	\$70,091
				3	\$34.5400	\$2,763.20	\$5,986.94	\$71,843
				4	\$35.4034	\$2,832.28	\$6,136.61	\$73,639
				5	\$36.2885	\$2,903.08	\$6,290.01	\$75,480
				6	\$37.1957	\$2,975.66	\$6,447.27	\$77,367
				7	\$38.1255	\$3,050.04	\$6,608.42	\$79,301
				8	\$39.0789	\$3,126.32	\$6,773.70	\$81,284
				9	\$40.0558	\$3,204.47	\$6,943.02	\$83,316
Pretreatment & Source Control Inspector II	177	GU	Non-exempt	1	\$38.0549	\$3,044.40	\$6,596.20	\$79,154
				2	\$39.0068	\$3,120.55	\$6,761.20	\$81,134
				3	\$39.9818	\$3,198.55	\$6,930.20	\$83,162
				4	\$40.9813	\$3,278.51	\$7,103.44	\$85,241
				5	\$42.0058	\$3,360.47	\$7,281.02	\$87,372
				6	\$43.0558	\$3,444.47	\$7,463.02	\$89,556
				7	\$44.1323	\$3,530.59	\$7,649.62	\$91,795
				8	\$45.2356	\$3,618.85	\$7,840.85	\$94,090
				9	\$46.3664	\$3,709.32	\$8,036.86	\$96,442
Principal Accountant	186	UN	Exempt	1	\$59.0327	\$4,722.62	\$10,232.35	\$122,788
				2	\$60.5087	\$4,840.70	\$10,488.19	\$125,858
				3	\$62.0212	\$4,961.70	\$10,750.35	\$129,004
				4	\$63.5722	\$5,085.78	\$11,019.19	\$132,230
				5	\$65.1611	\$5,212.89	\$11,294.60	\$135,535
				6	\$66.7904	\$5,343.24	\$11,577.02	\$138,924
				7	\$68.4601	\$5,476.81	\$11,866.43	\$142,397
				8	\$70.1717	\$5,613.74	\$12,163.11	\$145,957
				9	\$71.9255	\$5,754.04	\$12,467.09	\$149,605
Principal Engineer	188	UN	Exempt	1	\$65.0794	\$5,206.36	\$11,280.45	\$135,365

Inland Empire Utilities Agency
Salary Matrix
Effective January 23, 2022
Adopted January 19, 2022

EXHIBIT 1

Classification Title	Salary Range	Unit	FLSA	Step	Hourly	Bi-Weekly	Monthly	Annually
Principal Engineer	188	UN	Exempt	2	\$66.7068	\$5,336.55	\$11,562.53	\$138,750
				3	\$68.3746	\$5,469.97	\$11,851.61	\$142,219
				4	\$70.0832	\$5,606.66	\$12,147.77	\$145,773
				5	\$71.8356	\$5,746.85	\$12,451.51	\$149,418
				6	\$73.6313	\$5,890.51	\$12,762.78	\$153,153
				7	\$75.4726	\$6,037.81	\$13,081.93	\$156,983
				8	\$77.3592	\$6,188.74	\$13,408.94	\$160,907
				9	\$79.2933	\$6,343.47	\$13,744.19	\$164,930
Process Automation & Controls Supervisor	185	SU	Exempt	1	\$56.2198	\$4,497.59	\$9,744.78	\$116,937
				2	\$57.6260	\$4,610.08	\$9,988.51	\$119,862
				3	\$59.0664	\$4,725.32	\$10,238.20	\$122,858
				4	\$60.5428	\$4,843.43	\$10,494.10	\$125,929
				5	\$62.0563	\$4,964.51	\$10,756.44	\$129,077
				6	\$63.6077	\$5,088.62	\$11,025.35	\$132,304
				7	\$65.1976	\$5,215.81	\$11,300.93	\$135,611
				8	\$66.8279	\$5,346.24	\$11,583.52	\$139,002
				9	\$68.4986	\$5,479.89	\$11,873.10	\$142,477
Procurement Specialist I	174	PR	Non-exempt	1	\$32.8755	\$2,630.04	\$5,698.42	\$68,381
				2	\$33.6976	\$2,695.81	\$5,840.93	\$70,091
				3	\$34.5400	\$2,763.20	\$5,986.94	\$71,843
				4	\$35.4034	\$2,832.28	\$6,136.61	\$73,639
				5	\$36.2885	\$2,903.08	\$6,290.01	\$75,480
				6	\$37.1957	\$2,975.66	\$6,447.27	\$77,367
				7	\$38.1255	\$3,050.04	\$6,608.42	\$79,301
				8	\$39.0789	\$3,126.32	\$6,773.70	\$81,284
				9	\$40.0558	\$3,204.47	\$6,943.02	\$83,316
Procurement Specialist II ¹	175	PR	Non-exempt	1	\$34.5174	\$2,761.40	\$5,983.04	\$71,796
				2	\$35.3803	\$2,830.43	\$6,132.60	\$73,591
				3	\$36.2645	\$2,901.16	\$6,285.85	\$75,430
				4	\$37.1712	\$2,973.70	\$6,443.02	\$77,316
				5	\$38.1005	\$3,048.04	\$6,604.09	\$79,249
				6	\$39.0529	\$3,124.24	\$6,769.19	\$81,230
				7	\$40.0294	\$3,202.36	\$6,938.45	\$83,261
				8	\$41.0299	\$3,282.40	\$7,111.87	\$85,342
				9	\$42.0558	\$3,364.47	\$7,289.69	\$87,476
Project Manager I	184	PR	Exempt	1	\$53.5443	\$4,283.55	\$9,281.03	\$111,372
				2	\$54.8832	\$4,390.66	\$9,513.10	\$114,157
				3	\$56.2553	\$4,500.43	\$9,750.94	\$117,011
				4	\$57.6616	\$4,612.93	\$9,994.69	\$119,936
				5	\$59.1034	\$4,728.28	\$10,244.61	\$122,935
				6	\$60.5808	\$4,846.47	\$10,500.69	\$126,008
				7	\$62.0952	\$4,967.62	\$10,763.18	\$129,158
				8	\$63.6472	\$5,091.78	\$11,032.19	\$132,386
				9	\$65.2390	\$5,219.12	\$11,308.10	\$135,697
Project Manager II	185	PR	Exempt	1	\$56.2198	\$4,497.59	\$9,744.78	\$116,937
				2	\$57.6260	\$4,610.08	\$9,988.51	\$119,862

Inland Empire Utilities Agency
Salary Matrix
Effective January 23, 2022
Adopted January 19, 2022

EXHIBIT 1

Classification Title	Salary Range	Unit	FLSA	Step	Hourly	Bi-Weekly	Monthly	Annually
Project Manager II	185	PR	Exempt	3	\$59.0664	\$4,725.32	\$10,238.20	\$122,858
				4	\$60.5428	\$4,843.43	\$10,494.10	\$125,929
				5	\$62.0563	\$4,964.51	\$10,756.44	\$129,077
				6	\$63.6077	\$5,088.62	\$11,025.35	\$132,304
				7	\$65.1976	\$5,215.81	\$11,300.93	\$135,611
				8	\$66.8279	\$5,346.24	\$11,583.52	\$139,002
				9	\$68.4986	\$5,479.89	\$11,873.10	\$142,477
Records Management Supervisor	185	SU	Exempt	1	\$56.2198	\$4,497.59	\$9,744.78	\$116,937
				2	\$57.6260	\$4,610.08	\$9,988.51	\$119,862
				3	\$59.0664	\$4,725.32	\$10,238.20	\$122,858
				4	\$60.5428	\$4,843.43	\$10,494.10	\$125,929
				5	\$62.0563	\$4,964.51	\$10,756.44	\$129,077
				6	\$63.6077	\$5,088.62	\$11,025.35	\$132,304
				7	\$65.1976	\$5,215.81	\$11,300.93	\$135,611
				8	\$66.8279	\$5,346.24	\$11,583.52	\$139,002
				9	\$68.4986	\$5,479.89	\$11,873.10	\$142,477
Records Specialist	173	GU	Non-exempt	1	\$31.3125	\$2,505.00	\$5,427.50	\$65,130
				2	\$32.0952	\$2,567.62	\$5,563.18	\$66,758
				3	\$32.8981	\$2,631.85	\$5,702.35	\$68,428
				4	\$33.7198	\$2,697.59	\$5,844.78	\$70,137
				5	\$34.5625	\$2,765.00	\$5,990.84	\$71,890
				6	\$35.4275	\$2,834.20	\$6,140.77	\$73,689
				7	\$36.3125	\$2,905.00	\$6,294.17	\$75,530
				8	\$37.2207	\$2,977.66	\$6,451.60	\$77,419
				9	\$38.1515	\$3,052.12	\$6,612.93	\$79,355
Recycled Water Distribution Operator	179	OP	Non-exempt	1	\$41.9553	\$3,356.43	\$7,272.27	\$87,267
				2	\$43.0049	\$3,440.40	\$7,454.20	\$89,450
				3	\$44.0799	\$3,526.40	\$7,640.54	\$91,686
				4	\$45.1818	\$3,614.55	\$7,831.53	\$93,978
				5	\$46.3111	\$3,704.89	\$8,027.27	\$96,327
				6	\$47.4688	\$3,797.51	\$8,227.94	\$98,735
				7	\$48.6558	\$3,892.47	\$8,433.69	\$101,204
				8	\$49.8722	\$3,989.78	\$8,644.53	\$103,734
				9	\$51.1188	\$4,089.51	\$8,860.61	\$106,327
Risk Specialist	174	PR	Non-exempt	1	\$32.8755	\$2,630.04	\$5,698.42	\$68,381
				2	\$33.6976	\$2,695.81	\$5,840.93	\$70,091
				3	\$34.5400	\$2,763.20	\$5,986.94	\$71,843
				4	\$35.4034	\$2,832.28	\$6,136.61	\$73,639
				5	\$36.2885	\$2,903.08	\$6,290.01	\$75,480
				6	\$37.1957	\$2,975.66	\$6,447.27	\$77,367
				7	\$38.1255	\$3,050.04	\$6,608.42	\$79,301
				8	\$39.0789	\$3,126.32	\$6,773.70	\$81,284
				9	\$40.0558	\$3,204.47	\$6,943.02	\$83,316
RW/Groundwater Recharge Maintenance Technician	176	GU	Non-exempt	1	\$36.2419	\$2,899.36	\$6,281.95	\$75,383
				2	\$37.1481	\$2,971.85	\$6,439.01	\$77,268

Inland Empire Utilities Agency
Salary Matrix
Effective January 23, 2022
Adopted January 19, 2022

EXHIBIT 1

Classification Title	Salary Range	Unit	FLSA	Step	Hourly	Bi-Weekly	Monthly	Annually
RW/Groundwater Recharge Maintenance Technician	176	GU	Non-exempt	3	\$38.0765	\$3,046.12	\$6,599.93	\$79,199
				4	\$39.0289	\$3,122.32	\$6,765.03	\$81,180
				5	\$40.0044	\$3,200.36	\$6,934.12	\$83,209
				6	\$41.0049	\$3,280.40	\$7,107.54	\$85,290
				7	\$42.0299	\$3,362.40	\$7,285.20	\$87,422
				8	\$43.0803	\$3,446.43	\$7,467.27	\$89,607
				9	\$44.1577	\$3,532.62	\$7,654.01	\$91,848
RW/Groundwater Recharge Operations & Maintenance Specialist	179	UN	Exempt	1	\$41.9553	\$3,356.43	\$7,272.27	\$87,267
				2	\$43.0049	\$3,440.40	\$7,454.20	\$89,450
				3	\$44.0799	\$3,526.40	\$7,640.54	\$91,686
				4	\$45.1818	\$3,614.55	\$7,831.53	\$93,978
				5	\$46.3111	\$3,704.89	\$8,027.27	\$96,327
				6	\$47.4688	\$3,797.51	\$8,227.94	\$98,735
				7	\$48.6558	\$3,892.47	\$8,433.69	\$101,204
				8	\$49.8722	\$3,989.78	\$8,644.53	\$103,734
				9	\$51.1188	\$4,089.51	\$8,860.61	\$106,327
Safety Analyst	178	PR	Exempt	1	\$39.9563	\$3,196.51	\$6,925.78	\$83,109
				2	\$40.9553	\$3,276.43	\$7,098.94	\$85,187
				3	\$41.9794	\$3,358.36	\$7,276.45	\$87,317
				4	\$43.0284	\$3,442.28	\$7,458.28	\$89,499
				5	\$44.1044	\$3,528.36	\$7,644.78	\$91,737
				6	\$45.2068	\$3,616.55	\$7,835.86	\$94,030
				7	\$46.3371	\$3,706.97	\$8,031.77	\$96,381
				8	\$47.4957	\$3,799.66	\$8,232.60	\$98,791
				9	\$48.6827	\$3,894.62	\$8,438.35	\$101,260
Safety Officer	185	SU	Exempt	1	\$56.2198	\$4,497.59	\$9,744.78	\$116,937
				2	\$57.6260	\$4,610.08	\$9,988.51	\$119,862
				3	\$59.0664	\$4,725.32	\$10,238.20	\$122,858
				4	\$60.5428	\$4,843.43	\$10,494.10	\$125,929
				5	\$62.0563	\$4,964.51	\$10,756.44	\$129,077
				6	\$63.6077	\$5,088.62	\$11,025.35	\$132,304
				7	\$65.1976	\$5,215.81	\$11,300.93	\$135,611
				8	\$66.8279	\$5,346.24	\$11,583.52	\$139,002
				9	\$68.4986	\$5,479.89	\$11,873.10	\$142,477
Senior Accountant	179	PR	Exempt	1	\$41.9553	\$3,356.43	\$7,272.27	\$87,267
				2	\$43.0049	\$3,440.40	\$7,454.20	\$89,450
				3	\$44.0799	\$3,526.40	\$7,640.54	\$91,686
				4	\$45.1818	\$3,614.55	\$7,831.53	\$93,978
				5	\$46.3111	\$3,704.89	\$8,027.27	\$96,327
				6	\$47.4688	\$3,797.51	\$8,227.94	\$98,735
				7	\$48.6558	\$3,892.47	\$8,433.69	\$101,204
				8	\$49.8722	\$3,989.78	\$8,644.53	\$103,734
				9	\$51.1188	\$4,089.51	\$8,860.61	\$106,327
Senior Associate Engineer	184	UN	Exempt	1	\$53.5443	\$4,283.55	\$9,281.03	\$111,372
				2	\$54.8832	\$4,390.66	\$9,513.10	\$114,157

Inland Empire Utilities Agency
Salary Matrix
Effective January 23, 2022
Adopted January 19, 2022

EXHIBIT 1

Classification Title	Salary Range	Unit	FLSA	Step	Hourly	Bi-Weekly	Monthly	Annually
Senior Associate Engineer	184	UN	Exempt	3	\$56.2553	\$4,500.43	\$9,750.94	\$117,011
				4	\$57.6616	\$4,612.93	\$9,994.69	\$119,936
				5	\$59.1034	\$4,728.28	\$10,244.61	\$122,935
				6	\$60.5808	\$4,846.47	\$10,500.69	\$126,008
				7	\$62.0952	\$4,967.62	\$10,763.18	\$129,158
				8	\$63.6472	\$5,091.78	\$11,032.19	\$132,386
				9	\$65.2390	\$5,219.12	\$11,308.10	\$135,697
Senior Associate Engineer - PE	185	UN	Exempt	1	\$56.2198	\$4,497.59	\$9,744.78	\$116,937
				2	\$57.6260	\$4,610.08	\$9,988.51	\$119,862
				3	\$59.0664	\$4,725.32	\$10,238.20	\$122,858
				4	\$60.5428	\$4,843.43	\$10,494.10	\$125,929
				5	\$62.0563	\$4,964.51	\$10,756.44	\$129,077
				6	\$63.6077	\$5,088.62	\$11,025.35	\$132,304
				7	\$65.1976	\$5,215.81	\$11,300.93	\$135,611
				8	\$66.8279	\$5,346.24	\$11,583.52	\$139,002
				9	\$68.4986	\$5,479.89	\$11,873.10	\$142,477
Senior Compost Operations & Maintenance Technician	181	GU	Non-exempt	1	\$46.2534	\$3,700.28	\$8,017.28	\$96,207
				2	\$47.4097	\$3,792.78	\$8,217.69	\$98,612
				3	\$48.5948	\$3,887.59	\$8,423.12	\$101,077
				4	\$49.8097	\$3,984.78	\$8,633.69	\$103,604
				5	\$51.0544	\$4,084.36	\$8,849.45	\$106,193
				6	\$52.3313	\$4,186.51	\$9,070.78	\$108,849
				7	\$53.6395	\$4,291.16	\$9,297.52	\$111,570
				8	\$54.9803	\$4,398.43	\$9,529.94	\$114,359
				9	\$56.3553	\$4,508.43	\$9,768.27	\$117,219
Senior Construction Project Inspector	182	UN	Exempt	1	\$48.5664	\$3,885.32	\$8,418.20	\$101,018
				2	\$49.7799	\$3,982.40	\$8,628.54	\$103,542
				3	\$51.0250	\$4,082.00	\$8,844.34	\$106,132
				4	\$52.3000	\$4,184.00	\$9,065.34	\$108,784
				5	\$53.6077	\$4,288.62	\$9,292.01	\$111,504
				6	\$54.9476	\$4,395.81	\$9,524.26	\$114,291
				7	\$56.3217	\$4,505.74	\$9,762.44	\$117,149
				8	\$57.7299	\$4,618.40	\$10,006.54	\$120,078
				9	\$59.1726	\$4,733.81	\$10,256.59	\$123,079
Senior Engineer	187	PR	Exempt	1	\$61.9832	\$4,958.66	\$10,743.77	\$128,925
				2	\$63.5323	\$5,082.59	\$11,012.28	\$132,147
				3	\$65.1207	\$5,209.66	\$11,287.60	\$135,451
				4	\$66.7486	\$5,339.89	\$11,569.77	\$138,837
				5	\$68.4169	\$5,473.36	\$11,858.95	\$142,307
				6	\$70.1279	\$5,610.24	\$12,155.52	\$145,866
				7	\$71.8808	\$5,750.47	\$12,459.36	\$149,512
				8	\$73.6779	\$5,894.24	\$12,770.86	\$153,250
				9	\$75.5202	\$6,041.62	\$13,090.18	\$157,082
Senior Environmental Resources Planner	184	UN	Exempt	1	\$53.5443	\$4,283.55	\$9,281.03	\$111,372
				2	\$54.8832	\$4,390.66	\$9,513.10	\$114,157

Inland Empire Utilities Agency
Salary Matrix
Effective January 23, 2022
Adopted January 19, 2022

EXHIBIT 1

Classification Title	Salary Range	Unit	FLSA	Step	Hourly	Bi-Weekly	Monthly	Annually
Senior Environmental Resources Planner	184	UN	Exempt	3	\$56.2553	\$4,500.43	\$9,750.94	\$117,011
				4	\$57.6616	\$4,612.93	\$9,994.69	\$119,936
				5	\$59.1034	\$4,728.28	\$10,244.61	\$122,935
				6	\$60.5808	\$4,846.47	\$10,500.69	\$126,008
				7	\$62.0952	\$4,967.62	\$10,763.18	\$129,158
				8	\$63.6472	\$5,091.78	\$11,032.19	\$132,386
				9	\$65.2390	\$5,219.12	\$11,308.10	\$135,697
Senior External Affairs Specialist	180	UN	Exempt	1	\$44.0529	\$3,524.24	\$7,635.86	\$91,630
				2	\$45.1544	\$3,612.36	\$7,826.78	\$93,921
				3	\$46.2832	\$3,702.66	\$8,022.43	\$96,269
				4	\$47.4404	\$3,795.24	\$8,223.02	\$98,676
				5	\$48.6260	\$3,890.08	\$8,428.51	\$101,142
				6	\$49.8419	\$3,987.36	\$8,639.28	\$103,671
				7	\$51.0880	\$4,087.04	\$8,855.26	\$106,263
				8	\$52.3650	\$4,189.20	\$9,076.60	\$108,919
				9	\$53.6741	\$4,293.93	\$9,303.52	\$111,642
Senior Financial Analyst	183	PR	Exempt	1	\$50.9967	\$4,079.74	\$8,839.44	\$106,073
				2	\$52.2712	\$4,181.70	\$9,060.35	\$108,724
				3	\$53.5779	\$4,286.24	\$9,286.86	\$111,442
				4	\$54.9178	\$4,393.43	\$9,519.10	\$114,229
				5	\$56.2909	\$4,503.28	\$9,757.11	\$117,085
				6	\$57.6976	\$4,615.81	\$10,000.93	\$120,011
				7	\$59.1400	\$4,731.20	\$10,250.94	\$123,011
				8	\$60.6188	\$4,849.51	\$10,507.28	\$126,087
				9	\$62.1342	\$4,970.74	\$10,769.94	\$129,239
Senior Information Systems Analyst	182	PR	Exempt	1	\$48.5664	\$3,885.32	\$8,418.20	\$101,018
				2	\$49.7799	\$3,982.40	\$8,628.54	\$103,542
				3	\$51.0250	\$4,082.00	\$8,844.34	\$106,132
				4	\$52.3000	\$4,184.00	\$9,065.34	\$108,784
				5	\$53.6077	\$4,288.62	\$9,292.01	\$111,504
				6	\$54.9476	\$4,395.81	\$9,524.26	\$114,291
				7	\$56.3217	\$4,505.74	\$9,762.44	\$117,149
				8	\$57.7299	\$4,618.40	\$10,006.54	\$120,078
				9	\$59.1726	\$4,733.81	\$10,256.59	\$123,079
Senior Internal Auditor	182	PR	Exempt	1	\$48.5664	\$3,885.32	\$8,418.20	\$101,018
				2	\$49.7799	\$3,982.40	\$8,628.54	\$103,542
				3	\$51.0250	\$4,082.00	\$8,844.34	\$106,132
				4	\$52.3000	\$4,184.00	\$9,065.34	\$108,784
				5	\$53.6077	\$4,288.62	\$9,292.01	\$111,504
				6	\$54.9476	\$4,395.81	\$9,524.26	\$114,291
				7	\$56.3217	\$4,505.74	\$9,762.44	\$117,149
				8	\$57.7299	\$4,618.40	\$10,006.54	\$120,078
				9	\$59.1726	\$4,733.81	\$10,256.59	\$123,079
Senior Inventory Analyst	182	PR	Exempt	1	\$48.5664	\$3,885.32	\$8,418.20	\$101,018
				2	\$49.7799	\$3,982.40	\$8,628.54	\$103,542
				3	\$51.0250	\$4,082.00	\$8,844.34	\$106,132

Inland Empire Utilities Agency
Salary Matrix
Effective January 23, 2022
Adopted January 19, 2022

EXHIBIT 1

Classification Title	Salary Range	Unit	FLSA	Step	Hourly	Bi-Weekly	Monthly	Annually
Senior Inventory Analyst	182	PR	Exempt	4	\$52.3000	\$4,184.00	\$9,065.34	\$108,784
				5	\$53.6077	\$4,288.62	\$9,292.01	\$111,504
				6	\$54.9476	\$4,395.81	\$9,524.26	\$114,291
				7	\$56.3217	\$4,505.74	\$9,762.44	\$117,149
				8	\$57.7299	\$4,618.40	\$10,006.54	\$120,078
				9	\$59.1726	\$4,733.81	\$10,256.59	\$123,079
Senior Management Analyst	182	PR	Exempt	1	\$48.5664	\$3,885.32	\$8,418.20	\$101,018
				2	\$49.7799	\$3,982.40	\$8,628.54	\$103,542
				3	\$51.0250	\$4,082.00	\$8,844.34	\$106,132
				4	\$52.3000	\$4,184.00	\$9,065.34	\$108,784
				5	\$53.6077	\$4,288.62	\$9,292.01	\$111,504
				6	\$54.9476	\$4,395.81	\$9,524.26	\$114,291
				7	\$56.3217	\$4,505.74	\$9,762.44	\$117,149
				8	\$57.7299	\$4,618.40	\$10,006.54	\$120,078
				9	\$59.1726	\$4,733.81	\$10,256.59	\$123,079
Senior Operations Specialist	184	UN	Exempt	1	\$53.5443	\$4,283.55	\$9,281.03	\$111,372
				2	\$54.8832	\$4,390.66	\$9,513.10	\$114,157
				3	\$56.2553	\$4,500.43	\$9,750.94	\$117,011
				4	\$57.6616	\$4,612.93	\$9,994.69	\$119,936
				5	\$59.1034	\$4,728.28	\$10,244.61	\$122,935
				6	\$60.5808	\$4,846.47	\$10,500.69	\$126,008
				7	\$62.0952	\$4,967.62	\$10,763.18	\$129,158
				8	\$63.6472	\$5,091.78	\$11,032.19	\$132,386
				9	\$65.2390	\$5,219.12	\$11,308.10	\$135,697
Senior Policy Advisor	188	UN	Exempt	1	\$65.0794	\$5,206.36	\$11,280.45	\$135,365
				2	\$66.7068	\$5,336.55	\$11,562.53	\$138,750
				3	\$68.3746	\$5,469.97	\$11,851.61	\$142,219
				4	\$70.0832	\$5,606.66	\$12,147.77	\$145,773
				5	\$71.8356	\$5,746.85	\$12,451.51	\$149,418
				6	\$73.6313	\$5,890.51	\$12,762.78	\$153,153
				7	\$75.4726	\$6,037.81	\$13,081.93	\$156,983
				8	\$77.3592	\$6,188.74	\$13,408.94	\$160,907
				9	\$79.2933	\$6,343.47	\$13,744.19	\$164,930
Senior Policy Advisor (Y-Rated; Hired Before 1/23/2022)	207	UN	Exempt	1	\$87.4193	\$6,993.55	\$15,152.70	\$181,832
Senior Pretreatment & Source Control Inspector	180	GU	Non-exempt	1	\$44.0529	\$3,524.24	\$7,635.86	\$91,630
				2	\$45.1544	\$3,612.36	\$7,826.78	\$93,921
				3	\$46.2832	\$3,702.66	\$8,022.43	\$96,269
				4	\$47.4404	\$3,795.24	\$8,223.02	\$98,676
				5	\$48.6260	\$3,890.08	\$8,428.51	\$101,142
				6	\$49.8419	\$3,987.36	\$8,639.28	\$103,671
				7	\$51.0880	\$4,087.04	\$8,855.26	\$106,263
				8	\$52.3650	\$4,189.20	\$9,076.60	\$108,919
				9	\$53.6741	\$4,293.93	\$9,303.52	\$111,642

Inland Empire Utilities Agency
Salary Matrix
Effective January 23, 2022
Adopted January 19, 2022

EXHIBIT 1

Classification Title	Salary Range	Unit	FLSA	Step	Hourly	Bi-Weekly	Monthly	Annually
Senior Project Manager	187	PR	Exempt	1	\$61.9832	\$4,958.66	\$10,743.77	\$128,925
				2	\$63.5323	\$5,082.59	\$11,012.28	\$132,147
				3	\$65.1207	\$5,209.66	\$11,287.60	\$135,451
				4	\$66.7486	\$5,339.89	\$11,569.77	\$138,837
				5	\$68.4169	\$5,473.36	\$11,858.95	\$142,307
				6	\$70.1279	\$5,610.24	\$12,155.52	\$145,866
				7	\$71.8808	\$5,750.47	\$12,459.36	\$149,512
				8	\$73.6779	\$5,894.24	\$12,770.86	\$153,250
				9	\$75.5202	\$6,041.62	\$13,090.18	\$157,082
Senior Wastewater Treatment Plant Operator	181	OP	Non-exempt	1	\$46.2534	\$3,700.28	\$8,017.28	\$96,207
				2	\$47.4097	\$3,792.78	\$8,217.69	\$98,612
				3	\$48.5948	\$3,887.59	\$8,423.12	\$101,077
				4	\$49.8097	\$3,984.78	\$8,633.69	\$103,604
				5	\$51.0544	\$4,084.36	\$8,849.45	\$106,193
				6	\$52.3313	\$4,186.51	\$9,070.78	\$108,849
				7	\$53.6395	\$4,291.16	\$9,297.52	\$111,570
				8	\$54.9803	\$4,398.43	\$9,529.94	\$114,359
				9	\$56.3553	\$4,508.43	\$9,768.27	\$117,219
Senior Water Plant Operator	181	OP	Non-exempt	1	\$46.2534	\$3,700.28	\$8,017.28	\$96,207
				2	\$47.4097	\$3,792.78	\$8,217.69	\$98,612
				3	\$48.5948	\$3,887.59	\$8,423.12	\$101,077
				4	\$49.8097	\$3,984.78	\$8,633.69	\$103,604
				5	\$51.0544	\$4,084.36	\$8,849.45	\$106,193
				6	\$52.3313	\$4,186.51	\$9,070.78	\$108,849
				7	\$53.6395	\$4,291.16	\$9,297.52	\$111,570
				8	\$54.9803	\$4,398.43	\$9,529.94	\$114,359
				9	\$56.3553	\$4,508.43	\$9,768.27	\$117,219
Senior Water Resources Analyst	184	PR	Exempt	1	\$53.5443	\$4,283.55	\$9,281.03	\$111,372
				2	\$54.8832	\$4,390.66	\$9,513.10	\$114,157
				3	\$56.2553	\$4,500.43	\$9,750.94	\$117,011
				4	\$57.6616	\$4,612.93	\$9,994.69	\$119,936
				5	\$59.1034	\$4,728.28	\$10,244.61	\$122,935
				6	\$60.5808	\$4,846.47	\$10,500.69	\$126,008
				7	\$62.0952	\$4,967.62	\$10,763.18	\$129,158
				8	\$63.6472	\$5,091.78	\$11,032.19	\$132,386
				9	\$65.2390	\$5,219.12	\$11,308.10	\$135,697
Source Control/Environmental Resources Supervisor	187	SU	Exempt	1	\$61.9832	\$4,958.66	\$10,743.77	\$128,925
				2	\$63.5323	\$5,082.59	\$11,012.28	\$132,147
				3	\$65.1207	\$5,209.66	\$11,287.60	\$135,451
				4	\$66.7486	\$5,339.89	\$11,569.77	\$138,837
				5	\$68.4169	\$5,473.36	\$11,858.95	\$142,307
				6	\$70.1279	\$5,610.24	\$12,155.52	\$145,866
				7	\$71.8808	\$5,750.47	\$12,459.36	\$149,512
				8	\$73.6779	\$5,894.24	\$12,770.86	\$153,250
				9	\$75.5202	\$6,041.62	\$13,090.18	\$157,082

Inland Empire Utilities Agency
Salary Matrix
Effective January 23, 2022
Adopted January 19, 2022

EXHIBIT 1

Classification Title	Salary Range	Unit	FLSA	Step	Hourly	Bi-Weekly	Monthly	Annually
Supervisor - Environmental Compliance & Energy	188	SU	Exempt	1	\$65.0794	\$5,206.36	\$11,280.45	\$135,365
				2	\$66.7068	\$5,336.55	\$11,562.53	\$138,750
				3	\$68.3746	\$5,469.97	\$11,851.61	\$142,219
				4	\$70.0832	\$5,606.66	\$12,147.77	\$145,773
				5	\$71.8356	\$5,746.85	\$12,451.51	\$149,418
				6	\$73.6313	\$5,890.51	\$12,762.78	\$153,153
				7	\$75.4726	\$6,037.81	\$13,081.93	\$156,983
				8	\$77.3592	\$6,188.74	\$13,408.94	\$160,907
				9	\$79.2933	\$6,343.47	\$13,744.19	\$164,930
Systems Administrator	181	PR	Exempt	1	\$46.2534	\$3,700.28	\$8,017.28	\$96,207
				2	\$47.4097	\$3,792.78	\$8,217.69	\$98,612
				3	\$48.5948	\$3,887.59	\$8,423.12	\$101,077
				4	\$49.8097	\$3,984.78	\$8,633.69	\$103,604
				5	\$51.0544	\$4,084.36	\$8,849.45	\$106,193
				6	\$52.3313	\$4,186.51	\$9,070.78	\$108,849
				7	\$53.6395	\$4,291.16	\$9,297.52	\$111,570
				8	\$54.9803	\$4,398.43	\$9,529.94	\$114,359
				9	\$56.3553	\$4,508.43	\$9,768.27	\$117,219
Technology Specialist I	178	GU	Non-exempt	1	\$39.9563	\$3,196.51	\$6,925.78	\$83,109
				2	\$40.9553	\$3,276.43	\$7,098.94	\$85,187
				3	\$41.9794	\$3,358.36	\$7,276.45	\$87,317
				4	\$43.0284	\$3,442.28	\$7,458.28	\$89,499
				5	\$44.1044	\$3,528.36	\$7,644.78	\$91,737
				6	\$45.2068	\$3,616.55	\$7,835.86	\$94,030
				7	\$46.3371	\$3,706.97	\$8,031.77	\$96,381
				8	\$47.4957	\$3,799.66	\$8,232.60	\$98,791
				9	\$48.6827	\$3,894.62	\$8,438.35	\$101,260
Technology Specialist II	180	GU	Non-exempt	1	\$44.0529	\$3,524.24	\$7,635.86	\$91,630
				2	\$45.1544	\$3,612.36	\$7,826.78	\$93,921
				3	\$46.2832	\$3,702.66	\$8,022.43	\$96,269
				4	\$47.4404	\$3,795.24	\$8,223.02	\$98,676
				5	\$48.6260	\$3,890.08	\$8,428.51	\$101,142
				6	\$49.8419	\$3,987.36	\$8,639.28	\$103,671
				7	\$51.0880	\$4,087.04	\$8,855.26	\$106,263
				8	\$52.3650	\$4,189.20	\$9,076.60	\$108,919
				9	\$53.6741	\$4,293.93	\$9,303.52	\$111,642
Technology Specialist III	182	GU	Non-exempt	1	\$48.5664	\$3,885.32	\$8,418.20	\$101,018
				2	\$49.7799	\$3,982.40	\$8,628.54	\$103,542
				3	\$51.0250	\$4,082.00	\$8,844.34	\$106,132
				4	\$52.3000	\$4,184.00	\$9,065.34	\$108,784
				5	\$53.6077	\$4,288.62	\$9,292.01	\$111,504
				6	\$54.9476	\$4,395.81	\$9,524.26	\$114,291
				7	\$56.3217	\$4,505.74	\$9,762.44	\$117,149
				8	\$57.7299	\$4,618.40	\$10,006.54	\$120,078
				9	\$59.1726	\$4,733.81	\$10,256.59	\$123,079

Inland Empire Utilities Agency
Salary Matrix
Effective January 23, 2022
Adopted January 19, 2022

EXHIBIT 1

Classification Title	Salary Range	Unit	FLSA	Step	Hourly	Bi-Weekly	Monthly	Annually
Warehouse Supervisor	185	SU	Exempt	1	\$56.2198	\$4,497.59	\$9,744.78	\$116,937
				2	\$57.6260	\$4,610.08	\$9,988.51	\$119,862
				3	\$59.0664	\$4,725.32	\$10,238.20	\$122,858
				4	\$60.5428	\$4,843.43	\$10,494.10	\$125,929
				5	\$62.0563	\$4,964.51	\$10,756.44	\$129,077
				6	\$63.6077	\$5,088.62	\$11,025.35	\$132,304
				7	\$65.1976	\$5,215.81	\$11,300.93	\$135,611
				8	\$66.8279	\$5,346.24	\$11,583.52	\$139,002
				9	\$68.4986	\$5,479.89	\$11,873.10	\$142,477
Warehouse Technician	171	GU	Non-exempt	1	\$28.4015	\$2,272.12	\$4,922.93	\$59,075
				2	\$29.1116	\$2,328.93	\$5,046.02	\$60,552
				3	\$29.8395	\$2,387.16	\$5,172.18	\$62,066
				4	\$30.5851	\$2,446.81	\$5,301.43	\$63,617
				5	\$31.3505	\$2,508.04	\$5,434.09	\$65,209
				6	\$32.1337	\$2,570.70	\$5,569.85	\$66,838
				7	\$32.9375	\$2,635.00	\$5,709.17	\$68,510
				8	\$33.7606	\$2,700.85	\$5,851.85	\$70,222
				9	\$34.6049	\$2,768.40	\$5,998.20	\$71,978
Wastewater Treatment Plant Operator I	174	OP	Non-exempt	1	\$32.8755	\$2,630.04	\$5,698.42	\$68,381
				2	\$33.6976	\$2,695.81	\$5,840.93	\$70,091
				3	\$34.5400	\$2,763.20	\$5,986.94	\$71,843
				4	\$35.4034	\$2,832.28	\$6,136.61	\$73,639
				5	\$36.2885	\$2,903.08	\$6,290.01	\$75,480
				6	\$37.1957	\$2,975.66	\$6,447.27	\$77,367
				7	\$38.1255	\$3,050.04	\$6,608.42	\$79,301
				8	\$39.0789	\$3,126.32	\$6,773.70	\$81,284
				9	\$40.0558	\$3,204.47	\$6,943.02	\$83,316
Wastewater Treatment Plant Operator II	176	OP	Non-exempt	1	\$36.2419	\$2,899.36	\$6,281.95	\$75,383
				2	\$37.1481	\$2,971.85	\$6,439.01	\$77,268
				3	\$38.0765	\$3,046.12	\$6,599.93	\$79,199
				4	\$39.0289	\$3,122.32	\$6,765.03	\$81,180
				5	\$40.0044	\$3,200.36	\$6,934.12	\$83,209
				6	\$41.0049	\$3,280.40	\$7,107.54	\$85,290
				7	\$42.0299	\$3,362.40	\$7,285.20	\$87,422
				8	\$43.0803	\$3,446.43	\$7,467.27	\$89,607
				9	\$44.1577	\$3,532.62	\$7,654.01	\$91,848
Wastewater Treatment Plant Operator III	178	OP	Non-exempt	1	\$39.9563	\$3,196.51	\$6,925.78	\$83,109
				2	\$40.9553	\$3,276.43	\$7,098.94	\$85,187
				3	\$41.9794	\$3,358.36	\$7,276.45	\$87,317
				4	\$43.0284	\$3,442.28	\$7,458.28	\$89,499
				5	\$44.1044	\$3,528.36	\$7,644.78	\$91,737
				6	\$45.2068	\$3,616.55	\$7,835.86	\$94,030
				7	\$46.3371	\$3,706.97	\$8,031.77	\$96,381
				8	\$47.4957	\$3,799.66	\$8,232.60	\$98,791
				9	\$48.6827	\$3,894.62	\$8,438.35	\$101,260

Inland Empire Utilities Agency
Salary Matrix
Effective January 23, 2022
Adopted January 19, 2022

EXHIBIT 1

Classification Title	Salary Range	Unit	FLSA	Step	Hourly	Bi-Weekly	Monthly	Annually
Wastewater Treatment Plant Operator IV, V	180	OP	Non-exempt	1	\$44.0529	\$3,524.24	\$7,635.86	\$91,630
				2	\$45.1544	\$3,612.36	\$7,826.78	\$93,921
				3	\$46.2832	\$3,702.66	\$8,022.43	\$96,269
				4	\$47.4404	\$3,795.24	\$8,223.02	\$98,676
				5	\$48.6260	\$3,890.08	\$8,428.51	\$101,142
				6	\$49.8419	\$3,987.36	\$8,639.28	\$103,671
				7	\$51.0880	\$4,087.04	\$8,855.26	\$106,263
				8	\$52.3650	\$4,189.20	\$9,076.60	\$108,919
				9	\$53.6741	\$4,293.93	\$9,303.52	\$111,642
Wastewater Treatment Plant Operator-in-Training	171	OP	Non-exempt	1	\$28.4015	\$2,272.12	\$4,922.93	\$59,075
				2	\$29.1116	\$2,328.93	\$5,046.02	\$60,552
				3	\$29.8395	\$2,387.16	\$5,172.18	\$62,066
				4	\$30.5851	\$2,446.81	\$5,301.43	\$63,617
				5	\$31.3505	\$2,508.04	\$5,434.09	\$65,209
				6	\$32.1337	\$2,570.70	\$5,569.85	\$66,838
				7	\$32.9375	\$2,635.00	\$5,709.17	\$68,510
				8	\$33.7606	\$2,700.85	\$5,851.85	\$70,222
				9	\$34.6049	\$2,768.40	\$5,998.20	\$71,978
Water Plant Operator I	174	OP	Non-exempt	1	\$32.8755	\$2,630.04	\$5,698.42	\$68,381
				2	\$33.6976	\$2,695.81	\$5,840.93	\$70,091
				3	\$34.5400	\$2,763.20	\$5,986.94	\$71,843
				4	\$35.4034	\$2,832.28	\$6,136.61	\$73,639
				5	\$36.2885	\$2,903.08	\$6,290.01	\$75,480
				6	\$37.1957	\$2,975.66	\$6,447.27	\$77,367
				7	\$38.1255	\$3,050.04	\$6,608.42	\$79,301
				8	\$39.0789	\$3,126.32	\$6,773.70	\$81,284
				9	\$40.0558	\$3,204.47	\$6,943.02	\$83,316
Water Plant Operator II	176	OP	Non-exempt	1	\$36.2419	\$2,899.36	\$6,281.95	\$75,383
				2	\$37.1481	\$2,971.85	\$6,439.01	\$77,268
				3	\$38.0765	\$3,046.12	\$6,599.93	\$79,199
				4	\$39.0289	\$3,122.32	\$6,765.03	\$81,180
				5	\$40.0044	\$3,200.36	\$6,934.12	\$83,209
				6	\$41.0049	\$3,280.40	\$7,107.54	\$85,290
				7	\$42.0299	\$3,362.40	\$7,285.20	\$87,422
				8	\$43.0803	\$3,446.43	\$7,467.27	\$89,607
				9	\$44.1577	\$3,532.62	\$7,654.01	\$91,848
Water Plant Operator III	178	OP	Non-exempt	1	\$39.9563	\$3,196.51	\$6,925.78	\$83,109
				2	\$40.9553	\$3,276.43	\$7,098.94	\$85,187
				3	\$41.9794	\$3,358.36	\$7,276.45	\$87,317
				4	\$43.0284	\$3,442.28	\$7,458.28	\$89,499
				5	\$44.1044	\$3,528.36	\$7,644.78	\$91,737
				6	\$45.2068	\$3,616.55	\$7,835.86	\$94,030
				7	\$46.3371	\$3,706.97	\$8,031.77	\$96,381
				8	\$47.4957	\$3,799.66	\$8,232.60	\$98,791
				9	\$48.6827	\$3,894.62	\$8,438.35	\$101,260

Inland Empire Utilities Agency
Salary Matrix
Effective January 23, 2022
Adopted January 19, 2022

EXHIBIT 1

Classification Title	Salary Range	Unit	FLSA	Step	Hourly	Bi-Weekly	Monthly	Annually
Water Plant Operator IV, V	180	OP	Non-exempt	1	\$44.0529	\$3,524.24	\$7,635.86	\$91,630
				2	\$45.1544	\$3,612.36	\$7,826.78	\$93,921
				3	\$46.2832	\$3,702.66	\$8,022.43	\$96,269
				4	\$47.4404	\$3,795.24	\$8,223.02	\$98,676
				5	\$48.6260	\$3,890.08	\$8,428.51	\$101,142
				6	\$49.8419	\$3,987.36	\$8,639.28	\$103,671
				7	\$51.0880	\$4,087.04	\$8,855.26	\$106,263
				8	\$52.3650	\$4,189.20	\$9,076.60	\$108,919
				9	\$53.6741	\$4,293.93	\$9,303.52	\$111,642
Z-Not in Use	165	(blank)	(blank)	1	\$21.1986	\$1,695.89	\$3,674.43	\$44,093
				2	\$21.7284	\$1,738.28	\$3,766.28	\$45,195
				3	\$22.2717	\$1,781.74	\$3,860.44	\$46,325
				4	\$22.8284	\$1,826.28	\$3,956.94	\$47,483
				5	\$23.3991	\$1,871.93	\$4,055.85	\$48,670
				6	\$23.9837	\$1,918.70	\$4,157.19	\$49,886
				7	\$24.5837	\$1,966.70	\$4,261.19	\$51,134
				8	\$25.1981	\$2,015.85	\$4,367.68	\$52,412
				9	\$25.8284	\$2,066.28	\$4,476.94	\$53,723
	167	(blank)	(blank)	1	\$23.3693	\$1,869.55	\$4,050.70	\$48,608
				2	\$23.9534	\$1,916.28	\$4,151.94	\$49,823
				3	\$24.5525	\$1,964.20	\$4,255.77	\$51,069
				4	\$25.1659	\$2,013.28	\$4,362.11	\$52,345
				5	\$25.7952	\$2,063.62	\$4,471.18	\$53,654
				6	\$26.4400	\$2,115.20	\$4,582.94	\$54,995
				7	\$27.1010	\$2,168.08	\$4,697.51	\$56,370
				8	\$27.7784	\$2,222.28	\$4,814.94	\$57,779
				9	\$28.4726	\$2,277.81	\$4,935.26	\$59,223
	168	(blank)	(blank)	1	\$24.5356	\$1,962.85	\$4,252.85	\$51,034
				2	\$25.1491	\$2,011.93	\$4,359.19	\$52,310
				3	\$25.7775	\$2,062.20	\$4,468.10	\$53,617
				4	\$26.4217	\$2,113.74	\$4,579.77	\$54,957
				5	\$27.0823	\$2,166.59	\$4,694.28	\$56,331
				6	\$27.7597	\$2,220.78	\$4,811.69	\$57,740
				7	\$28.4534	\$2,276.28	\$4,931.94	\$59,183
				8	\$29.1650	\$2,333.20	\$5,055.27	\$60,663
				9	\$29.8943	\$2,391.55	\$5,181.70	\$62,180
	169	(blank)	(blank)	1	\$25.7606	\$2,060.85	\$4,465.18	\$53,582
				2	\$26.4044	\$2,112.36	\$4,576.78	\$54,921
				3	\$27.0645	\$2,165.16	\$4,691.18	\$56,294
				4	\$27.7414	\$2,219.32	\$4,808.53	\$57,702
				5	\$28.4347	\$2,274.78	\$4,928.69	\$59,144
				6	\$29.1457	\$2,331.66	\$5,051.93	\$60,623
				7	\$29.8741	\$2,389.93	\$5,178.19	\$62,138
				8	\$30.6212	\$2,449.70	\$5,307.69	\$63,692
				9	\$31.3866	\$2,510.93	\$5,440.35	\$65,284

Inland Empire Utilities Agency
Salary Matrix
Effective January 23, 2022
Adopted January 19, 2022

EXHIBIT 1

Classification Title	Salary Range	Unit	FLSA	Step	Hourly	Bi-Weekly	Monthly	Annually
Z-Not in Use	191	(blank)	(blank)	1	\$75.3361	\$6,026.89	\$13,058.27	\$156,699
				2	\$77.2193	\$6,177.55	\$13,384.70	\$160,616
				3	\$79.1500	\$6,332.00	\$13,719.34	\$164,632
				4	\$81.1279	\$6,490.24	\$14,062.19	\$168,746
				5	\$83.1563	\$6,652.51	\$14,413.78	\$172,965
				6	\$85.2351	\$6,818.81	\$14,774.09	\$177,289
				7	\$87.3659	\$6,989.28	\$15,143.44	\$181,721
				8	\$89.5505	\$7,164.04	\$15,522.09	\$186,265
				9	\$91.7890	\$7,343.12	\$15,910.10	\$190,921
	198	(blank)	(blank)	1	\$106.0063	\$8,480.51	\$18,374.44	\$220,493
				2	\$108.6563	\$8,692.51	\$18,833.78	\$226,005
				3	\$111.3726	\$8,909.81	\$19,304.59	\$231,655
				4	\$114.1568	\$9,132.55	\$19,787.20	\$237,446
				5	\$117.0106	\$9,360.85	\$20,281.85	\$243,382
				6	\$119.9356	\$9,594.85	\$20,788.85	\$249,466
				7	\$122.9347	\$9,834.78	\$21,308.69	\$255,704
				8	\$126.0077	\$10,080.62	\$21,841.35	\$262,096
				9	\$129.1577	\$10,332.62	\$22,387.35	\$268,648
	200	(blank)	(blank)	1	\$122.5049	\$9,800.40	\$21,234.20	\$254,810
				2	\$125.5678	\$10,045.43	\$21,765.10	\$261,181
				3	\$128.7068	\$10,296.55	\$22,309.20	\$267,710
				4	\$131.9246	\$10,553.97	\$22,866.94	\$274,403
				5	\$135.2226	\$10,817.81	\$23,438.59	\$281,263
				6	\$138.6029	\$11,088.24	\$24,024.52	\$288,294
				7	\$142.0678	\$11,365.43	\$24,625.10	\$295,501
				8	\$145.6202	\$11,649.62	\$25,240.85	\$302,890
				9	\$149.2601	\$11,940.81	\$25,871.76	\$310,461

Note:

1. Incumbent Procurement Specialist I reclassified to Procurement Specialist II on 7/1/18 shall be exempt.

**INFORMATION
ITEM**

3C

Date: January 19, 2022

SD

To: The Honorable Board of Directors

From: Shivaji Deshmukh, General Manager

Committee: Engineering, Operations & Water Resources

01/12/22

Executive Contact: Christiana Daisy, Deputy General Manager

Subject: City of Rialto Principles of Agreement for External Recycled Water Supplies

Executive Summary:

To meet Chino Basin water quality objectives and wastewater permit compliance requirements, IEUA needs to augment its recycled water system when the demands are higher than the available supplies during the months between May and October to provide a constant monthly supply to a proposed advanced water purification facility (AWPF) located at Regional Plant No. 4. The City of Rialto (City) is interested in monetizing its recycled water to achieve ecosystem benefits and financial security and is amenable to engage in a partnership with IEUA to develop terms for their recycled water supplies. The removal of flows from the Santa Ana River generated from the City's treatment plant will reduce adverse impact to native species and a portion of these flows would serve a portion of the AWPF supply.

The principles of agreement was drafted to consolidate the needs of both IEUA and the City. The proposed terms include the design and construction of recycled water facilities, the diversion of 3,500 acre-feet per year (afy) between May and October into the IEUA recycled water system at a rate of \$275 per acre foot for a period of 50 years, and the first right of purchase for any amount above the 3,500 afy or the remaining six months.

Staff's Recommendation:

This is an informational item for the Board of Directors.

Budget Impact Budgeted (Y/N): ☐ Amendment (Y/N): ☐ Amount for Requested Approval:

Account/Project Name:

There is no impact to budget with this action.

Fiscal Impact (explain if not budgeted):

N/A

Prior Board Action:

None

Environmental Determination:

Not Applicable

Business Goal:

The IEUA - City of Rialto Principles of Agreement supports IEUA's business goal of Water Reliability, of implementing an integrated water resources management plan providing a reliable and cost-effective water supply and promoting sustainable water use throughout the region.

Attachments:

Attachment 1 - Presentation

Attachment 2 - Principles of Agreement



City of Rialto Water Resources Partnership Principles of Agreement

Elizabeth Hurst
Sr. Environmental Resource Planner
January 19, 2022

Background

- The Santa Ana River Multi Species Habitat Conservation Plan (SAR HCP) identified the benefit of removing flows from the City of Rialto wastewater treatment plant during the summer months due to the adverse impact to native species.
- City of Rialto is interested in monetizing its recycled water as an annual revenue source.
- Due to seasonality of recycled water supplies, IEUA needs to augment its recycled water supply during peak demand months between May and October.
- IEUA and City of Rialto initiated water resources partnership discussions in 2019.



Principles of Agreement

- IEUA to design, construct, and operate recycled water facilities with 7,000-acre-foot capacity (i.e., pipeline, pump station, interconnection)
- IEUA to have exclusive rights to divert 3,500 acre-feet of Rialto's recycled water into IEUA system
- IEUA to purchase this amount at a rate of \$275 per acre-feet annually between May and October for a period of 50 years. The annual rate to be adjusted at 2 percent or the CPI index, whichever is higher.
- IEUA and its agencies have first right of purchase for the remaining six months or future expanded flows over the facilities' capacity at a rate of \$375-\$400 per acre-feet

Schedule

- January 27, 2022 – Regional Technical Committee presentation
- February 3, 2022 – Regional Policy Committee presentation
- February 16, 2022 – IEUA Board of Directors approval of the final Principles of Agreement
- February 22, 2022 – Rialto City Council approval of the final Principles of Agreement

The City of Rialto Principles of Agreement supports IEUA's business goal of Water Reliability by implementing an integrated water resources management plan that provides the region with reliable and cost-effective water supply and promotes sustainable water use.

**IEUA, RIALTO, SAN BERNARDINO VALLEY WATER DISTRICT WATER RESEOURCES PARTNERSHIP
PRINCIPLES OF AGREEMENT**

Water Resource Partnership Objectives

- City of Rialto is interested in monetizing its recycled water asset for the benefit of city by diversifying its water resources and financial security.
- IEUA is interested in securing additional reliable local water supplies to bolster its water resources portfolio to serve its community today, into the future, and under uncertain climate conditions.
- City of Rialto currently has 6.23 MGD of recycled water produced at its wastewater treatment plant that is discharged to the Santa Ana River. As the City grows, it anticipates receiving additional flows up to its maximum treatment plant capacity of 11.7 MGD. City of Rialto currently has a requirement to provide 7 cfs or 3.8 MGD for the benefit of the habitat in the Rialto Channel/ Santa Ana River.
- Valley District is leading the development of the Upper Santa Ana River Multi-Species Habitat Conservation Plan (SAR MSHCP); for the protection of the habitat in the Santa Ana River, the HCP identified that it is desirable to remove flows from the Rialto WWTP during the summer months, when the temperature of the water has an adverse impact on native species; the intent is to provide cold water to the Rialto channel during optimal times of the year to support the habitat.
- IEUA has a desire to augment its recycled water system in the summer months when its recycled water demands are higher than the available supplies and would benefit from such flows from Rialto. IEUA intends to fund the design and construction of an advanced water purification facility and injection facilities to beneficially use the water from Rialto, along with its own supplies to meet water quality objectives of the Chino Basin and its NPDES Permit limitations.
- The City of Rialto and IEUA can mutually agree the interconnection capacity may be upsized to provide additional capacity for future supply from growth within Rialto's service area. Should existing capacity be used to convey flows from other agencies, the City of Rialto and IEUA would be proportionally compensated.
- The value of the proposed project is beyond the above articulated components of water supply and habitat; the partnership could develop broader benefits such as meeting water quality objectives, and salt/nutrient management objectives, and from future use of interconnection capacity by parties other than the Partners.

**IEUA, RIALTO, SAN BERNARDINO VALLEY WATER DISTRICT WATER RESEOURCES PARTNERSHIP
PRINCIPLES OF AGREEMENT**

Proposed Principles of Agreement

- IEUA will fund the design, construction and operation of a pipeline, pump station and interconnection between City of Rialto WWTP and IEUA recycled water distribution system, at an estimated cost of \$45 million (2019 cost estimate) to facilitate the exchange of water from Rialto to IEUA. The current contemplated capacity of the facilities is 11.7 MGD, to match Rialto WWTP's ultimate treatment plant capacity.
- IEUA will fund a maximum of \$1 million (2019 cost estimate) the construction of one groundwater well adjacent to the Santa Ana River or the construction of a gravity pipeline from the bottom of the future Lake Rialto, with a preferred location within the City's property; the purpose of the project is to provide cold water for the benefit of the native species while the Rialto water is diverted to the IEUA recycled water distribution system.
- Rialto and Valley District will fund, design, permit, acquire the necessary property, and construct the well or pipeline as needed for the SAR MSHCP. Rialto and Valley will also fund the permitting, operation and maintenance of the well or pipeline. Rialto and Valley District will work together to identify funding opportunities in the future to design, permit and construct Lake Rialto to provide ecosystem benefits.
- Rialto and Valley District will provide water for environmental/ecosystem benefits in accord with the SAR MSHCP.
- Rialto will secure any needed water diversion permits from the State Water Resources Control Board prior to the start of construction, currently contemplated to be consistent with the Upper Santa Ana River Habitat Conservation Plan.

Proposed Terms of the Agreement

- In exchange for the capital investment and operation of the facilities to secure supplies from Rialto, IEUA will have exclusive rights to divert a constant flow of 7 MGD of Rialto's recycled water into the IEUA system at a rate of \$275 per acre-foot for the summer months commencing May 1 through October 31 of each calendar year, following execution of the agreement and construction of the facilities for a period of 50 years. The rate will be annually adjusted at 2 percent or the CPI index, whichever is higher.
- In consideration of the partnership, IEUA and its agencies shall have first right of purchase of recycled water during the remainder of the six months and/or any future expanded flows over the 6.23 MGD for a period of 50 years, commensurate with the start of the agreement at a rate of \$375-400 per acre-foot, with annual adjustments to the rate (2 percent, CPI index or based on other water index, (such as Metropolitan Water District rates).

**IEUA, RIALTO, SAN BERNARDINO VALLEY WATER DISTRICT WATER RESEOURCES PARTNERSHIP
PRINCIPLES OF AGREEMENT**

-
- If any of the Facilities Capacity, beyond the current contemplated 6.23 MGD, is used to provide benefits beyond this Partnership, such use of capacity shall be mutually agreed upon by both parties.
 - Any future participants which results in added value will be shared equitably as the opportunities arise.

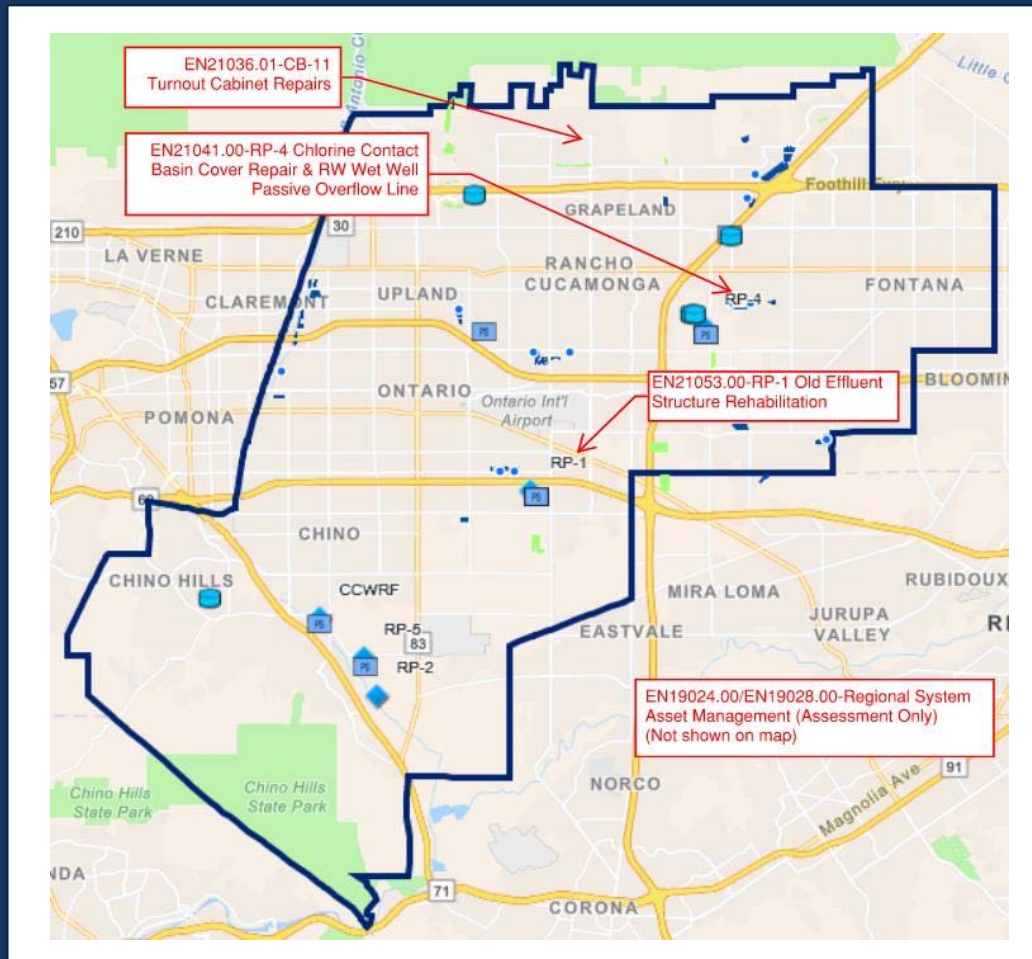
**INFORMATION
ITEM**

3D



Engineering and Construction Management Project Updates

Jerry Burke, P.E.
Manager of Engineering
January 2022



Project Location Map

Collection System Asset Management

Project Goal: Maintain Existing Assets



Remote CCTV Entering MH for Inspection

Total Project Budget: \$3.7 M
Project Completion: September 2022
Condition Assessment Percent Complete: 25%

Phase	Consultant/ Contractor	Current Contract	Amendments/ Change Orders
Condition Assessment	CDM Smith	\$2.9 M	2%
Project Management Team			
Project Manager:		Ignacio, Joel	
Assistant/Associate Engineer:		Ward, Ryan	
Administrative Assistant:		GK & Associates	
Inspector:		GK & Associates	

CB-11 Turnout Cabinet Repairs

Project Goal: Rehabilitate/Repair Existing Assets

Total Project Budget: \$90 K

Project Completion: February 2022

Construction Percent Complete: 15%

Phase	Consultant/ Contractor	Current Contract	Amendments/ Change Orders
Design	N/A	N/A	0%
Construction (Current)	WA Rasic	\$69k	0%
Project Management Team			
Project Manager:		Trott, Megan	
Assistant/Associate Engineer:		N/A	
Administrative Assistant:		Guthrie, Rosalind	
Inspector:		MWH	



PCC Pad with Cabinets

RP-4 Chlorine Contact Basin Cover Repair & RW Wet Well Passive Overflow Line

Project Goal: Rehabilitate/Repair Existing Assets and Improve Safety



RP-4 Chlorine Contact Basin 2

Total Project Budget: \$4.3M
Project Completion: September 2023
Design Percent Complete: 10%

Phase	Consultant/ Contractor	Current Contract	Amendments/ Change Orders
Pre-Design (Current)	GHD	\$144k	0%
Construction	TBD	\$0	0%
Project Management Team			
Project Manager:		Zughbi, Jamal	
Assistant/Associate Engineer:		Tao, Justin	
Administrative Assistant:		Wood & Associates	
Inspector:		TBD	

RP-1 Old Effluent Structure Rehabilitation

Project Goal: Rehabilitate/Repair Existing Assets

Total Project Budget: \$1.5M
Project Completion: March 2024
Design Percent Complete: 30%

Phase	Consultant/ Contractor	Current Contract	Amendments/ Change Orders
Pre-Design (Current)	GHD	\$56k	0%
Construction	TBD	\$0	0%
Project Management Team			
Project Manager:		Zughbi, Jamal	
Assistant/Associate Engineer:		Ferrer, Karen	
Administrative Assistant:		Wood & Associates	
Inspector:		TBD	



Unsecured Wood Plank Covers

INFORMATION
ITEM

3E



December 23, 2021

To: Inland Empire Utilities Agency

From: Michael Boccadoro
Beth Olhasso

RE: December Report

Overview:

A series of storms that have hit California, mainly Northern California, have increased the snowpack to 95 percent of average for this time of year. While this is a promising start, reservoir levels are still concerningly low. Lake Oroville is sitting at 64 percent of historical average and 33 percent capacity and San Luis Reservoir at 47 percent of average for this time of the year and 28 percent capacity. Upcoming storms will further help increase the snowpack that will hopefully melt into streams come spring.

The State Water Resources Control Board and the Department of Water Resources have released a final report to the Legislature recommending an indoor water use standard of 55 gallons per capita daily by 2023, declining to 47 GPCD by 2025 and 42 GPCD by 2030. The indoor GPCD target is part of the calculation water agencies have to make to achieve the overall “Urban Water Use Objective” that includes outdoor irrigation and other factors.

Martha Guzman Aceves was recently appointed as Administrator of EPA Region 9. Guzman Aceves is well known in California. She will be vacating her seat on the Public Utilities Commission. Prior to the PUC, she worked for both Governor Brown. She also has advocacy experience at the CA Rural Legal Assistance Fund and the United Farm Workers.

On January 4, the State Water Resources Control Board will consider emergency water conservation measures. Some of the actions include prohibiting the use of potable water to clean sidewalks, prohibition of watering turf 48 hours after measurable rain, and other common-sense measures to reduce the waste of potable water.

The Legislature returns on January 3 for the final year of the two-year session. Their first order of business is to work on any bills left in their original house from 2021. They have until January 30 to move those bills onto the opposite house. Additionally, Governor Newsom will unveil his proposed 2022-23 budget by January 10 and the legislature will begin work on adding their priorities. As discussed in previous reports, there is also a \$30 billion surplus making the budgeting process less difficult.

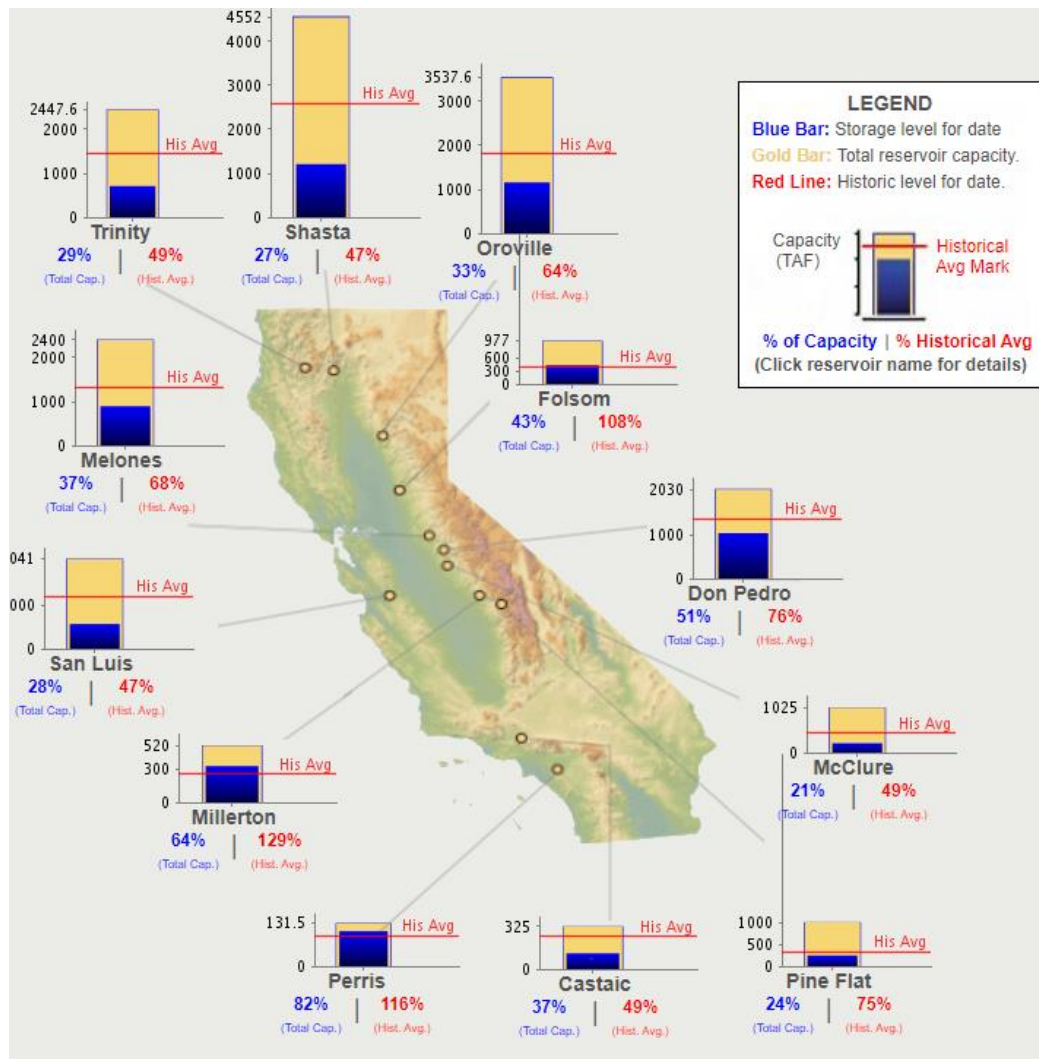
Inland Empire Utilities Agency

Status Report – December 2021

Water Supply Conditions

Several large storms have recently dropped significant rain and snow to the parched Sierras, with another series of storms projected for the final few days of 2021, much to the delight of water managers and skiers! The Sierra snowpack is at 95 percent of normal for this time of the year (was at 19 percent average on December 10), 26 percent of April 1 average. Lake Oroville is sitting at 64 percent of historical average and 33 percent capacity. San Luis Reservoir, the main south-of-Delta storage facility for the State Water Project is at 47 percent of average for this time of the year and 28 percent capacity. Both reservoirs are heavily reliant on spring runoff for replenishment.

While the snowfall has been good, stopping the spiral into even more serious drought, over 80 percent of the state still remains in extreme drought with almost 30 percent in exceptional drought.

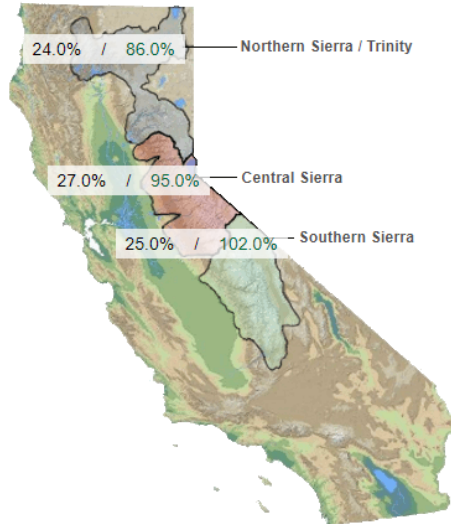


→ Snow Water Equivalents (inches)

Provided by the California Cooperative Snow Surveys

Data For: 20-Dec-2021

% Apr 1 Avg. / % Normal for this Date



Change Date :



20-Dec-2021

NORTH

Data For: 20-Dec-2021

Number of Stations Reporting	31
Average snow water equivalent	6.9"
Percent of April 1 Average	24%
Percent of normal for this date	86%

CENTRAL

Data For: 20-Dec-2021

Number of Stations Reporting	43
Average snow water equivalent	8.1"
Percent of April 1 Average	27%
Percent of normal for this date	95%

SOUTH

Data For: 20-Dec-2021

Number of Stations Reporting	30
Average snow water equivalent	6.4"
Percent of April 1 Average	25%
Percent of normal for this date	102%

STATEWIDE SUMMARY

Data For: 20-Dec-2021

Number of Stations Reporting	104
Average snow water equivalent	7.3"
Percent of April 1 Average	26%
Percent of normal for this date	95%

[Printable Version of Current Data](#)

New Indoor GPCD Recommended Standard Released

As required in AB 1668 and SB 606 of 2018, the Department of Water Resources and the State Water Resources Control Board recently submitted a report to the legislature recommending that urban water suppliers achieve indoor water use efficiency standard of 55 gallons per capita daily by 2023, declining to 47 GPCD by 2025 and 42 GPCD by 2030. The indoor GPCD target is part of the calculation water agencies have to make to achieve the overall “Urban Water Use Objective” that includes outdoor irrigation and other factors.

Assemblymember Laura Friedman (D-Glendale) introduced AB 1434 in January, which as written would bring the standard down to 40 GPCD in 2030. That bill was held in the Assembly Appropriations Committee because the study that DWR just released was not complete. Now that it has been finalized, it is likely that Asm. Friedman will amend her bill to reflect the GPCD goals in the report and try to move the bill over to the Senate by the January 30 deadline.

Water and wastewater agencies are not satisfied the report adequately addressed the impacts lower flows would have on infrastructure and treatment processes. CASA, ACWA, CMUA and WaterReuse are all looking for ways to address the impacts to POTWs while working towards the state’s larger water use efficiency goals.

Martha Guzman Aceves Appointed EPA Region 9 Secretary

U.S. Environmental Protection Agency (EPA) Administrator Michael S. Regan recently announced that President Biden will appoint Martha Guzman to become EPA's Regional Administrator for Region 9. Guzman will lead the implementation of the Biden-Harris environmental agenda in Arizona, California, Hawaii, Nevada, the Pacific Islands, and 148 Tribal Nations. She has been a member of the CA Public Utilities Commission for five years. Prior to joining the CPUC, Guzman Aceves served as Deputy Legislative Affairs Secretary under Governor Brown. She worked on SGMA and the Human Right to Water, among other environmental initiatives. She also worked for the California Rural Legal Assistance Fund and the United Farm Workers.

Guzman Aceves leaves at the same time CPUC President Marybel Batjer is also stepping down. Alice Reynolds assumes the role of President come January 1. Reynolds has been a Senior Advisor for Energy and Climate to Governors Newsom and Brown.

Emergency Water Conservation Regulations

The State Water Resources Control Board released the proposed regulation for emergency drought conservation. The proposed emergency regulation is in response to authorization granted to the state board by the Governor's October 19 Drought Proclamation. The proposed measures include prevention of:

- The application of potable water to outdoor landscapes in quantities that cause more than incidental runoff.
- Use of a hose for car washing that does not have a shut-off nozzle.
- Use of potable water for washing sidewalks, driveways, parking lots or other hard surfaces.
- Use of potable water for street cleaning or construction purposes.
- Use of potable water for decorative fountains, lakes or ponds.
- Application of water to irrigate turf 48 hours after measurable rainfall.

The Board will consider the emergency regulation on January 4.

Legislative Update

The Legislature remained quiet in December, with members working from their district offices. With new legislative district maps now final, Sacramento and Washington D.C. have been flooded with announcements of members intending to retire at the end of 2022. Between term limits and members running for other offices, there is going to be a lot of movement in the legislature in 2022/23. As the dust settles, we will report on the changes to the IEUA delegation.

The Legislature will return on January 3 to begin the second year of the two-year session. Bills that are still in their house of origin must be passed out to the other house by January 30, or they would need to be reintroduced. Below is an update of IEUA priority bills that are under the January 30 deadline.

AB 377 (R.Rivas): This legislation would require all CA waters to be fishable, swimmable and drinkable by 2050. There was a strong coalition in opposition to this legislation on 2021 that was able to keep the bill in the Assembly. There are very strong indications that the author will not try to move the bill in 2022.

AB 1434 (Friedman): As discussed above, this bill would codify indoor gallons per capita daily standards. It is likely the author will amend her bill to align with the DWR report and she will move the bill quickly in January.

AB 1500 (E. Garcia): Assembly proposed Water Bond for November 2022 ballot. The Assemblymember, and chair of the Water, Parks and Wildlife Committee, has said that he intends to try to move this bond in 2022. He has not gotten support from leadership yet, and understands that with last year and this year's budget surplus, there is little appetite to add debt service to the General Fund with a bond.

SB 222 (Dodd): Would establish the Water Affordability Assistance Fund. The bill did not identify a source for the fund, creating significant opposition from the water community. The author stated his intent to move the bill in 2022.

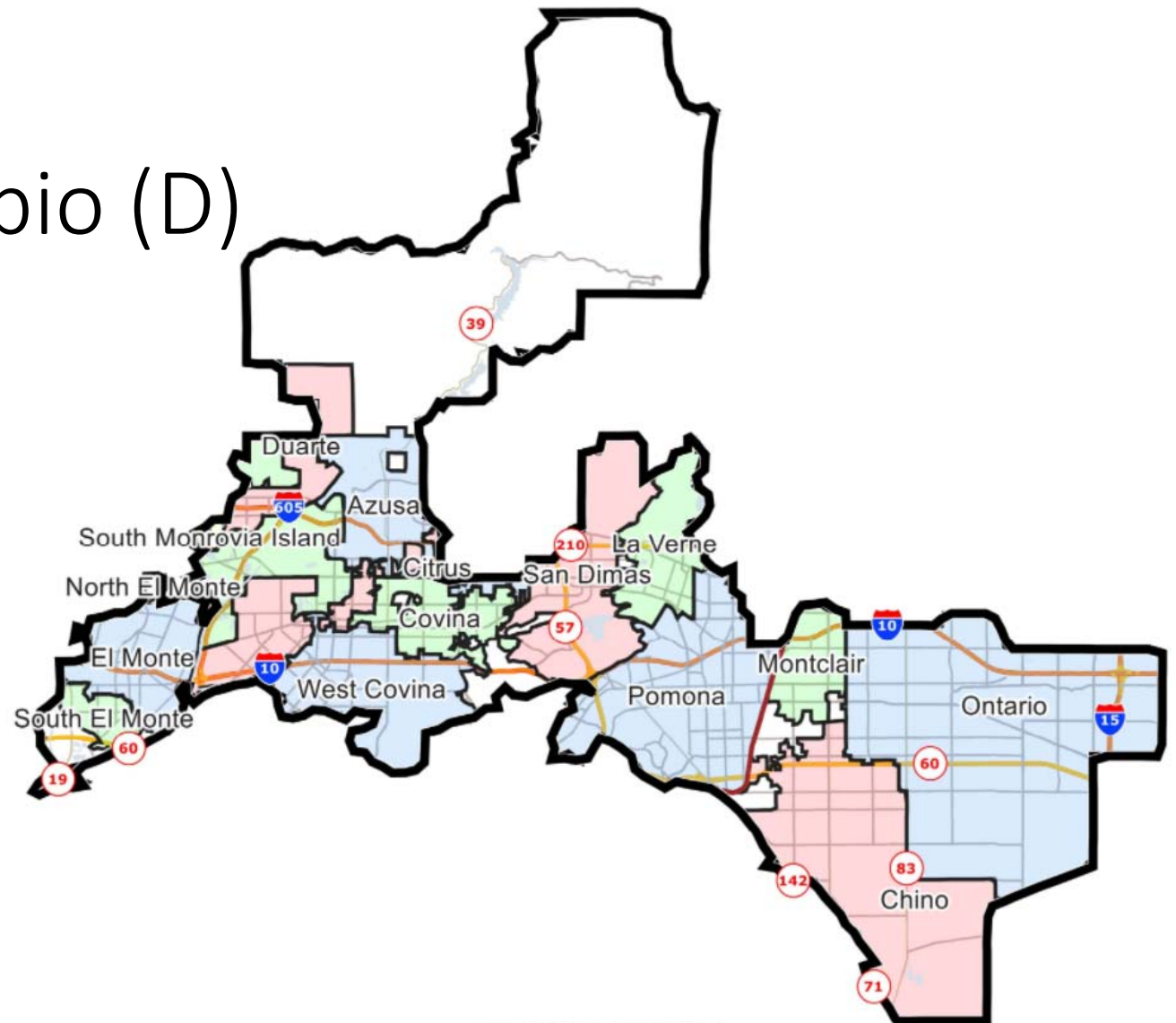
SB 230 (Portantino): MWD/CMUA bill that would establish a science advisory panel to help control the process for regulating constituents of emerging concern. MWD/CMUA will likely try to move the bill in January, but face an uphill battle because of a significant price tag attached to the bill.

			teleconferenced meeting is otherwise given or the agenda for the meeting is otherwise posted, the local agency also give notice of the means by which members of the public may observe the meeting and offer public comment and that the legislative body have and implement a procedure for receiving and swiftly resolving requests for reasonable accommodation for individuals with disabilities, consistent with the federal Americans with Disabilities Act, as provided.		
AB 1434	Asm. Friedman	Urban water use objectives: Indoor water use	Would establish, beginning January 1, 2023, until January 1, 2025, the standard for indoor residential water use as 48 gallons per capita daily. The bill would establish, beginning January 1, 2025, the standard as 44 gallons per capita daily and, beginning January 1, 2030, 40 gallons per capita daily. The bill would eliminate the requirement that the department, in coordination with the state board, conduct necessary studies and investigations and jointly recommend to the Legislature a standard for indoor residential water use.	OPPOSE Must move to Senate by 1/30	OPPOSED by ACWA, CASA, WatReuse, CSDA
AB 1500	Asms. E. Garcia/Mullin	Safe Drinking Water, Wildfire Prevention, Drought Preparation, Flood Protection, Extreme Heat Mitigation, and Workforce Development Bond Act of 2022	Would enact the Safe Drinking Water, Wildfire Prevention, Drought Preparation, Flood Protection, Extreme Heat Mitigation, and Workforce Development Bond Act of 2022, which, if approved by the voters, would authorize the issuance of bonds in the amount of \$6,700,000,000 pursuant to the State General Obligation Bond Law to finance projects for safe drinking water, wildfire prevention, drought preparation, flood protection, extreme heat mitigation, and workforce development programs.	SUPPORT IF AMENDED Must move to Senate by 1/30	
SB 45	Sen. Portantino	Wildfire Prevention, Safe Drinking Water, Drought Preparation, and Flood Protection Bond act of 2022	Would enact the Wildfire Prevention, Safe Drinking Water, Drought Preparation, and Flood Protection Bond Act of 2022, which, if approved by the voters, would authorize the issuance of bonds in the amount of \$5,510,000,000 pursuant to the State General Obligation Bond Law to finance projects for a wildfire	SUPPORT IF AMENDED Must move to Assembly by 1/30	

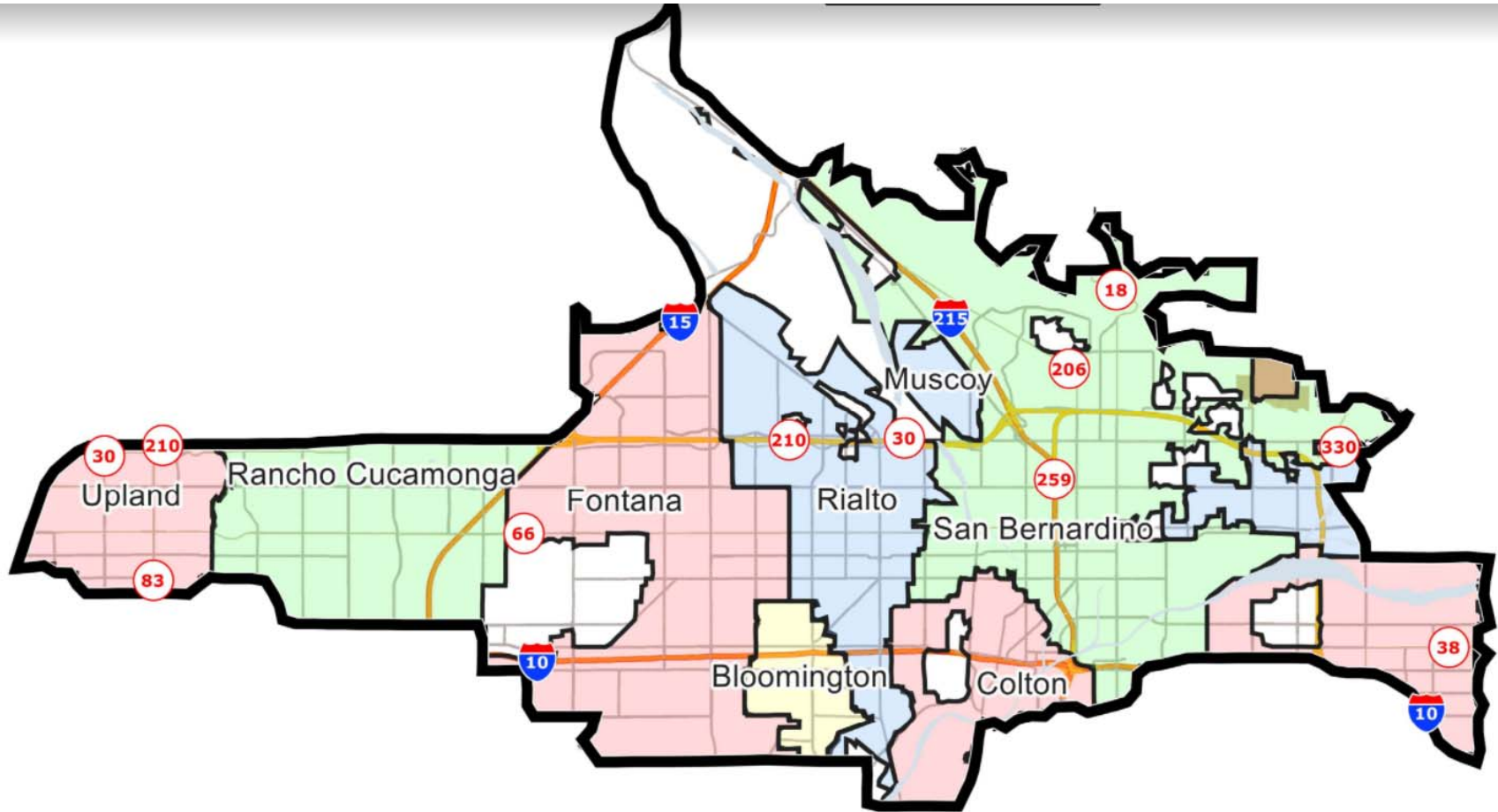
			prevention, safe drinking water, drought preparation, and flood protection program.		
SB 222	Sen. Dodd	Water Affordability Assistance Program	Would establish the Water Affordability Assistance Fund in the State Treasury to help provide water affordability assistance, for both drinking water and wastewater services, to low-income ratepayers and ratepayers experiencing economic hardship in California. The bill would make moneys in the fund available upon appropriation by the Legislature to the state board to provide, as part of the Water Affordability Assistance Program established by the bill, direct water bill assistance, water bill credits, water crisis assistance, affordability assistance, and short-term assistance to public water systems to administer program components.	Two-Year Bill Senate Floor	Opposed by ACWA
SB 223	Sen. Dodd	Discontinuation of residential water service	Current law prohibits an urban and community water system, defined as a public water system that supplies water to more than 200 service connections, from discontinuing residential water service for nonpayment until a payment by a customer has been delinquent for at least 60 days. Current law requires an urban and community water system to have a written policy on discontinuation of residential service for nonpayment, including, among other things, specified options for addressing the nonpayment. Current law requires an urban and community water system to provide notice of that policy to customers, as provided. This bill would apply those provisions, on and after July 1, 2022, to a very small community water system, defined as a public water system that supplies water to 200 or fewer service connections used by year-long residents.	Two-Year Bill Must move to Assembly by 1/30	Opposed by ACWA
SB 230	Sen. Portantino/ CMUA & MWD	State Water Resources Control Board: Constituents of Emerging Concern	Would require the State Water Resources Control Board to establish, maintain, and direct an ongoing, dedicated program called the Constituents of Emerging Concern Program to assess the state of information and recommend areas for further study on, among other things, the occurrence of constituents of emerging	SUPPORT Must move to Assembly by 1/30	

			concern (CEC) in drinking water sources and treated drinking water. The bill would require the state board to convene, by an unspecified date, the Science Advisory Panel to review and provide recommendations to the state board on CEC for further action, among other duties. The bill would require the state board to provide an annual report to the Legislature on the ongoing work conducted by the panel.		
--	--	--	---	--	--

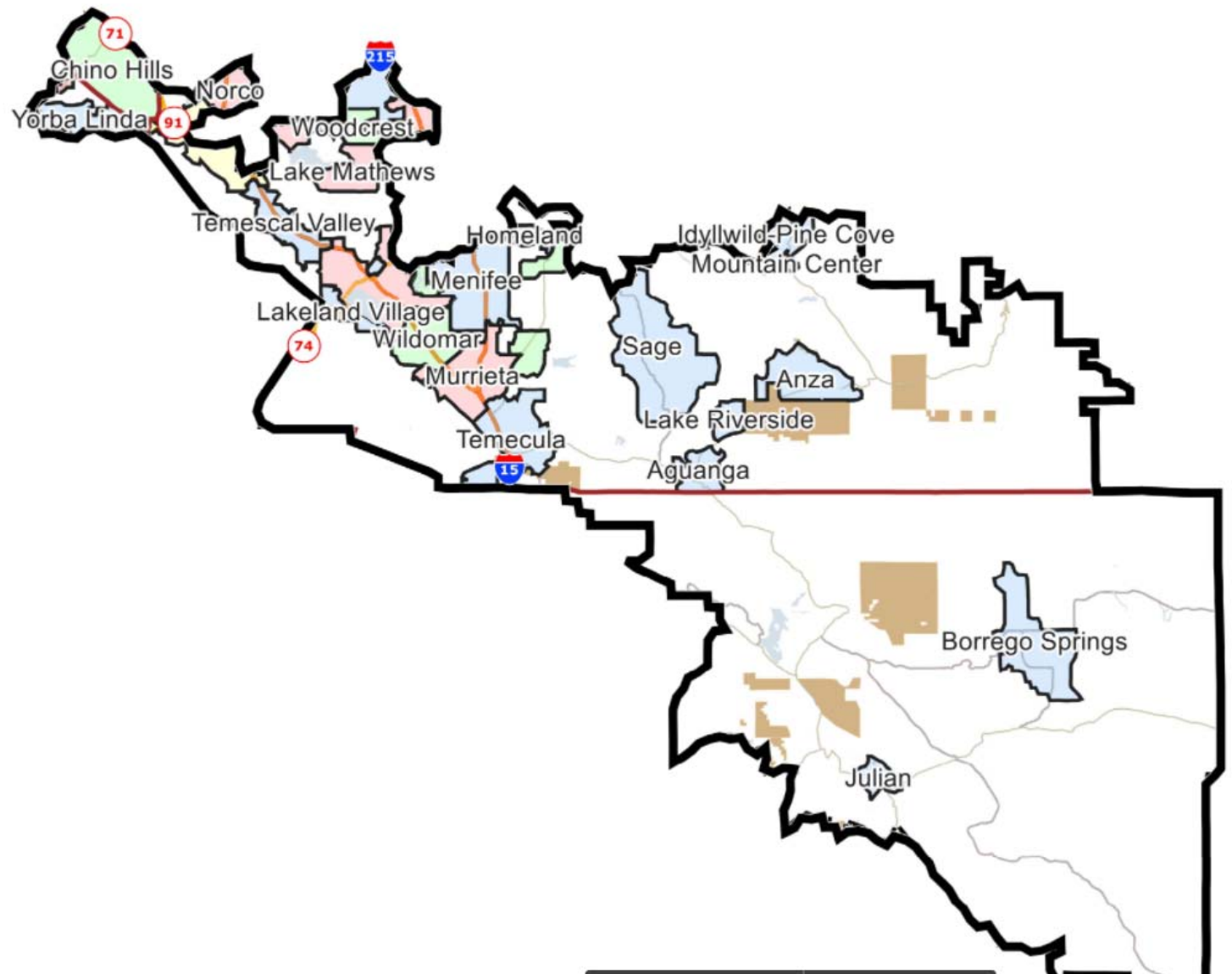
SD 22:
Sen. Susan Rubio (D)
Term Limit: 2030



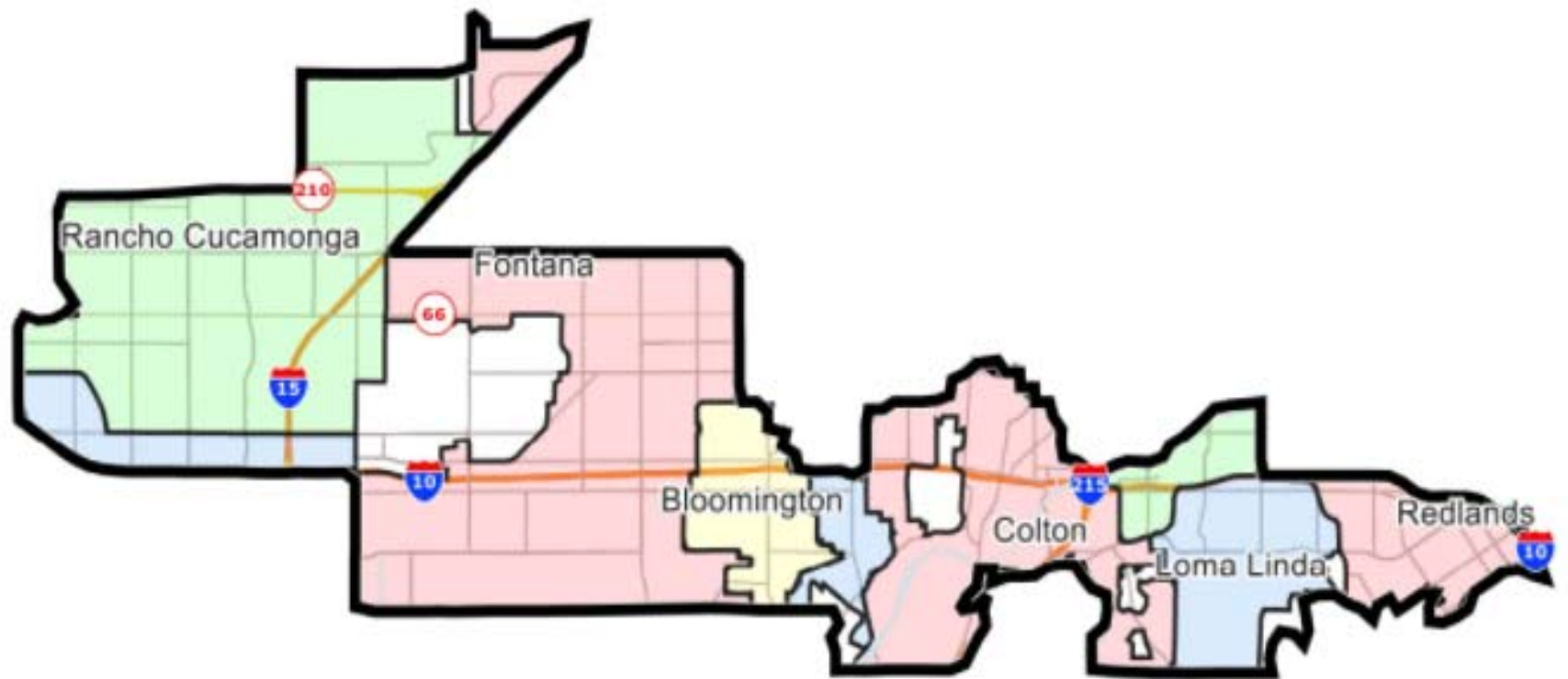
SD 29: Sen. Newman (D) (until 2024)



SD 32:
Open

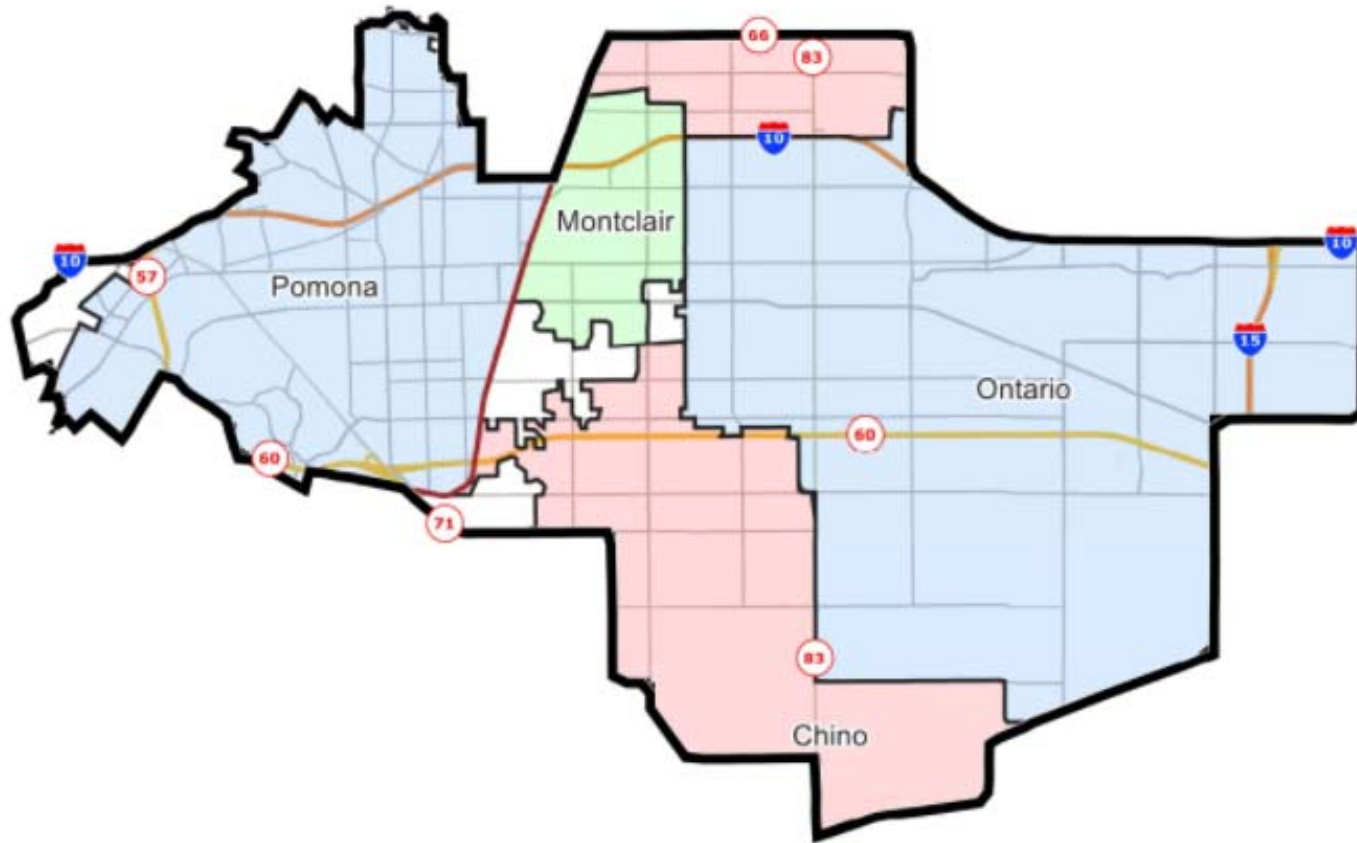


AD 50: Open Seat



AD 53: Asm. Freddie Rodriguez (D)

(Term Limit: 2024)



AD 59: Asm. Phil Chen (R)

(Term Limit: 2028)



INFORMATION
ITEM

3F

INNOVATIVE FEDERAL STRATEGIES, LLC

Comprehensive Government Relations

MEMORANDUM

To: IEUA Community and Legislative Affairs Committee

From: Letitia White, Jean Denton, and Drew Tatum

Date: December 31, 2021

Re: December Monthly Legislative Update

Build Back Better Act Faces Uncertainty after Being Shelved Until the New Year

Democrats are facing difficult decisions as party tensions grow while they look for a way forward for President Biden's Build Back Better Act.

Senator Joe Manchin (D-WV) delt what appears to be a death blow to the bill saying he was "done" with the bill in an interview with Fox News Sunday on December 19. The statement resulted in congressional Democratic and White House finger pointing as to who should take the blame for the negotiations failing short.

Prior to Manchin's comments, the Senate had already concluded its business, with Senate Majority Leader Chuck Schumer (D-NY) indicating consideration of the legislation would be pushed to early 2022.

Senator Patrick Leahy (D-VT) said, "There's a lot in that bill that I hope we can still get through. There's a great deal there that I support, that I imagine the majority of Americans support."

In order for the bill to go forward, Democrats need to find a way to appease the moderate Senator Joe Manchin while still ensuring progressives are happy with the bill.

Speaker of the House Nancy Pelosi (D-CA) said, "There are conversations that are ongoing, but we cannot walk away from this commitment."

The holidays present an opportunity for Democrats to decompress and brainstorm paths forward for the bill, yet some are already providing potential paths forward.

Senator Ron Wyden (D-OR), Senate Finance Committee Chairman, has suggested a package that would include prescription drugs, clean energy, increased child tax credits and Affordable Care Act tax credits to be paid for over a 10-year period through the same revenue sources in the larger legislation.

Of the proposal he said, "Democrats have made key promises to families who need support. Failure is not an option here."

Innovative Federal Strategies LLC

Representative Suzan DelBene (D-WA), Chair of the New Democratic Coalition, noted the group called for a bill with fewer items to be funding, but funding the included for a longer period of time.

“We believe that adopting such an approach could open a potential path forward for this legislation,” she stated.

However, these proposals would still face an uphill climb with Senator Manchin as the setbacks for the climate spending and social spending reveals fractures between the party.

Majority Leader Senator Chuck Schumer (D-NY) has pledged, though, he will force multiple votes on bill, despite lack of support from Manchin.

He said, “We are going to vote on a revised version of the House-passed Build Back Better Act – and we will keep voting on it until we get something done.” He added that Senators should make their positions known, “on the Senate floor, not just on television.”

Manchin responded to criticism during a radio interview saying, “All of my colleagues are getting very frustrated. I can understand that. And I said, gentlemen and ladies, it’s time to vote. I can’t guarantee anything upfront, just vote, you’ll find out where I am.”

As OMICRON Variant Looms, President Biden Resists Lockdowns

Despite an ominous Christmas message from the White House regarding the OMICRON variant, President Biden is resisting closing schools and other shutdowns.

The President is urging Americans to take precautions such as testing and vaccinating, but he is no longer endorsing strict mitigation measures such as social distancing and closing of nonessential businesses.

The shift comes, in part, because there is no political appetite for stricter enforcement and is reflective of an unwillingness of the American people to upend their lives again.

White House coronavirus coordinator, Jeff Zients, said “This moment is much different than March 2020. We have tools to keep people safe and will continue using them to do so.”

Given the presence of the vaccine, the White House is leaning into policies like mandates to deal with the issue.

“We can keep our K-through 12 schools open, and that’s exactly what we should be doing,” the President said on Tuesday, December 21.

The President also endorsed a “test-to-stay” program allowing children exposed to COVID-19 to avoid quarantining with a negative test.

The federal government, however, does not control mass closures, mask or vaccine mandates – a responsibility which falls largely on state and local officials. However, President Biden can make recommendations one way or another as he did in the past.

Federal Workers Have until January to Comply with Vaccine Mandate

The White House Office of Management and Budget Announced directed federal agencies to halt removal and suspension of federal workers who do not comply with the Biden administration's coronavirus vaccine mandate until January. Instead, agencies have been directed to engage in education and counseling of workers who have not yet received the vaccine.

OMB Deputy Director for Management Jason Miller and Office of Personnel Management Director Kiran Ahuja wrote in an email to agencies, "Given that tremendous progress, we encourage your agencies to continue with robust education and counseling efforts through this holiday season as the first step in an enforcement process, with no subsequent enforcement actions, beyond that education and counseling and, if warranted, a letter of reprimand, for most employees who have not yet complied with the vaccination requirement until the new calendar year begins in January."

The original deadline for vaccine compliance had been November 22. However, an official timeline for enforcement had not yet been set before Monday, November 29.

Previously, the White House stated that 92% of federal government workers had received at least one vaccination dose. Of the remaining 8% of unvaccinated federal workers, the White House claims 4.5% have an approved or pending exemption request making them compliant with the mandate. This brings the compliance rate to 96.5%

Miller and Ahuja went on to say, "We have been clear that the goal of the Federal employee vaccination requirement is to protect Federal workers, not to punish them. Last week's deadline was not an endpoint or a cliff. We are continuing to see more and more Federal employees getting their shots."

Defense Department Expects Decades Long Cleanup of 'Forever Chemicals'

It will take decades for the Defense Department to remediate sites contaminated with "forever chemicals" because of limits in existing technology, a senior department official told a Senate panel.

"Based on what we know today, it will take years to fully define our nationwide cleanup challenges and probably decades before cleanup is complete," said Richard G. Kidd, who oversees environmental issues in the department's Office of the Assistant Secretary for Sustainment.

Only 60 of the roughly 600 per- and polyfluoroalkyl substances, or PFAS, actively used on the U.S. market can be measured, he told the Senate's Homeland Security and Governmental Affairs Committee. Scientists estimate there are thousands more PFAS that are found in the

environment. Vast uncertainties about the chemicals and the technology that's primarily used to remove them from water pose additional obstacles, Kidd said during a hearing that focused on the Defense Department's delays in addressing PFAS and failure to communicate with local citizens.

The huge group of PFAS are often called forever chemicals due to the resistance of many to breaking down in the environment. The entire group also is raising concerns because of the toxicity of some compounds.

The department has begun to take important, proactive steps to better address PFAS contamination, said Committee Chairman Gary Peters (D-MI).

But the armed forces have "been reluctant to accept responsibility for their role in contributing to the PFAS contamination crisis and have been slow to take vital actions that would help limit further exposure to these dangerous substances," he said.

Peters pointed to an Inspector General's report released in July that found the department failed to warn service members, their families, and local communities about the chemicals they'd been exposed to until 2016 despite having an internal alert about PFAS in 2011.

The Defense Department is working to address pollution that's arisen from its use of specialized firefighting foams containing PFAS, but not other sources of the chemicals, said Michael J. Roark, its deputy inspector general for evaluations.

"As a result, people and the environment may continue to be exposed to preventable risks from other PFAS-containing materials," Roark said. For example, the gear its firefighters wear has PFAS as do many on-base materials, he said.

The department should measure PFAS in all of its fire fighters blood, not the limited sample that Congress has required it to do, Roark said. Failing to comprehensively track its own firefighters is a missed opportunity to capture exposure data that could be used later to assess long-term health effects, he said.

The department also needs to start sharing timely, accurate information about its PFAS releases with local communities said Sen. Rob Portman (R-OH), the committee's top Republican.

Defense officials have eroded local trust in New Hampshire by refusing to provide bottled drinking water when wells exceed state PFAS limits while remaining below the Environmental Protection Agency's health advisory, said Andrea Amico, co-founder of Testing for Pease. The community group focuses on PFAS concerns that have arisen from the former Pease Air Force Base in Portsmouth, N.H.

The department has, for the first time, started meeting with community members, she said. But officials speak at residents without listening to them, she said.

Innovative Federal Strategies LLC

Inviting community members to discuss how the department could work better people living near its bases would help, said Amico who helped to create the National PFAS Contamination Coalition, which brings together community leaders from across the country.

Kidd promised to improve community relations.

Defense Bill Sent onto President includes PFAS Provisions

The Senate passed the National Defense Authorization Act with vote of 88-11, closing the book on a weeks-long fight that caused the bill to stall. President Biden signed the legislation on Monday, December 27.

Senate Majority Leader Chuck Schumer (D-NY), “For the past six years, Congress worked on a bipartisan basis to pass an annual defense authorization act without fail. ... With so many priorities to balance, I thank my colleagues for working hard over these last few months, both in committee and off the floor, to get NDAA done.”

This year’s NDAA includes \$740 billion for the Department of Defense and both chambers agreed to an additional \$25 billion more than the President’s original request. Total topline for the bill is \$768.2 billion.

Of the \$768.2 billion, \$1.5 billion are included for environmental restorations activities across Defense, which includes \$517 million specifically for PFAS.

There are other PFAS-related provisions which include a provision which directs the Department of Defense to complete PFAS testing at military installations within two years and develop a proposed schedule for remediation, a provision to impose a temporary moratorium on the Pentagon’s incineration of PFAS substances, and a report requirement on the status of cleanup at 50 PFAS sites across the country.

Of the provisions, Senator Jeanne Shaheen (D-NH) of the Senate Armed Services Committee has said, “We’ve been able to make real headway in Congress to address PFAS contamination and I’ll keep up those efforts to see that our government’s response matches the full scope of this problem in our communities.”

Avoiding Crisis, President Biden Signs Debt Ceiling Increase

President Biden signed a joint resolution on Thursday, December 16 increasing the debt ceiling by \$2.5 trillion, avoiding a default on the nation’s debt.

The joint resolution was originally passed in the Senate on Tuesday, December 14 afternoon with a 50-49 party line vote with Senator Cynthia Lummis (R-WY) not voting. It required only a simple majority to pass as Republican and Democrats reached a deal to sidestep the filibuster for this vote.

Later in the day on Tuesday, the House voted to pass the bill with a 221-209 vote. Only one Republican, Representative Adam Kinzinger (R-IL) voting in favor.

As the Senate acted quickly, the White House praised Senate leaders for “fulfilling this fundamental legislative and constitutional responsibility.”

The increase of the debt ceiling is expected to push fights over the debt ceiling into at least early 2023—after the midterm elections.

Though Senate Majority Leader Chuck Schumer (D-NY) and Senate Minority Leader Mitch McConnell (R-KY) reached an agreement allowing for a one-time filibuster exemption, Republicans original had other plans for passage. Republicans urged Democrats to raise the debt ceiling using the budget reconciliation process.

The White House, however, asked that bipartisan action occur to raise the debt limit.

FHWA Calls on States to Fix Roads Before Building New Ones

In a memo to staff, Federal Highway Administration (FHWA) deputy administrator Stephanie Pollack directed her staff to encourage state and local governments to consider fixing existing roads before building new ones. The agency is urging state officials to consider strengthening non-highways, like service roads or bridges, that are in tough shape. They’ll also remind state and local officials that some projects, like bike lanes and walking paths, need less stringent environmental review than new roads and bridges. The new policy will apply to \$350 billion in federal highway funding.

The memorandum notes FHWA will “work with recipients of any Federal funds made available under title 23, United States Code to encourage and prioritize the repair, rehabilitation, reconstruction, replacement, and maintenance of existing transportation infrastructure, especially the incorporation of safety, accessibility, multimodal, and resilience features.” It further notes that “projects to be prioritized include those that maximize the existing right-of-way for accommodation of non-motorized modes and transit options that increase safety, accessibility, and/or connectivity.”

The administration has to ask, rather than require, local governments to prioritize climate change because Congress didn’t include those requirements for much of the funding included in the bipartisan infrastructure bill.

The House version of the legislation, which lawmakers passed in the summer, included provisions that would have forced states accepting funding to fix highways before building new ones or expanding them. It would have required states that produce more greenhouse gas emissions to dedicate more money to reducing them. And it would have forced funding recipients to show how their projects contributed to climate resilience. The Senate bill, which served as the final legislation, removed those provisions and requirements.

A copy of the FHWA memorandum can be found here: https://www.fhwa.dot.gov/bipartisan-infrastructure-law/building_a_better_america-policy_framework.cfm

White House Touts Strong Job Recovery after COVID Slump

In a statement released on Wednesday, December 15, President Biden released numbers showing unemployment insurance claims fell by 16,000 to 203,750 – claiming the number represents one of the strongest job recoveries in U.S. history.

“Today, we received further evidence that our jobs recovery is one of the strongest ever. The average number of Americans filing for unemployment over the last four weeks is now at its lowest level since 1969,” Biden said.

The president also said only 2 million Americans are receiving unemployment benefits – a 16 million person decrease from when he first took office. The President also claimed that in the past year, over 6 million jobs were added.

The President did acknowledge that economic challenges like rising prices, supply challenges and other COVID-19 related issues still face the American public. However, the President said that his Build Back Better agenda would be key to addressing inflation issues.

He continued in his statement, saying the COVID vaccination program and his American Rescue Plan are responsible for why Americans are returning to work.

“That’s good news for the millions of families who are back to work and will have a happier holiday season this year,” the President said.

Sixth Circuit Reinstates OSHA Vaccine Rule

The 6th Circuit Court of Appeals lifted a stay of a Biden administration rule that requires workers at companies with 100 or more employees to be vaccinated against Covid or undergo weekly testing. The rule was blocked on November 6, just one day after it was formally issued by the federal Occupational Safety and Health Administration.

Republican-led states, businesses, religious groups and some individuals have filed lawsuits around the country, charging the Biden administration with overreach. Among their arguments: OSHA does not have the legal authority to issue a rule regarding a society-wide health concern that goes far beyond the workplace. Even if reducing the risk of Covid is compelling, it is not necessarily a "grave danger," as OSHA has declared it to be, they said. In addition, they argued that complying with the rule would be costly and could lead to worker shortages.

A three-judge panel of the 6th Circuit found these injuries asserted by the petitioners to be "entirely speculative," and the costs of delaying implementation of the rule to be comparatively high.

Innovative Federal Strategies LLC

"Fundamentally, the [rule] is an important step in curtailing the transmission of a deadly virus that has killed over 800,000 people in the United States, brought our healthcare system to its knees, forced businesses to shut down for months on end, and cost hundreds of thousands of workers their jobs," wrote Circuit Judge Jane B. Stranch.

"The harm to the government and the public interest outweighs any irreparable injury to the individual petitioners who may be subject to a vaccination policy," she said.

By Saturday morning, dozens of business groups and religious organizations had asked the Supreme Court for a new emergency stay. The Supreme Court has agreed to hear arguments in early January.

The White House welcomed the appeals court's decision, reiterating that the rule will ensure businesses will enact measures to protect employees.

Just before midnight, the Labor Department announced that OSHA would not issue citations for noncompliance with the testing requirement before February 9, "so long as an employer is exercising reasonable, good faith efforts to come into compliance" with the rule.

OSHA had estimated that the vaccine-or-test rule could save more than 6,500 lives and prevent over 250,000 hospitalizations in the six months that it would be in effect.

In addition to the vaccine and testing requirements, the rule requires companies to determine who among their workers are vaccinated and who are not, and to enforce a mask mandate for unvaccinated workers. The new deadline for those steps is January 10.

Bill Number	Sponsors	Title and/or Summary	Summary/Status	Latest Action
H.R. 4502	Rep. Rosa DeLauro (D-CT)	Labor, HHS, Education, Agriculture, Rural Development, Energy and Water, Financial Services and General Government, Interior, Environment, Military Construction and VA, Transportation-HUD Appropriations Act, 2022	The legislation combines 7 of the annual spending bills into one package.	The legislation passed the House on Thursday, July 29 by a vote of 219 – 208 on party lines.
H.R.5376	President Joe Biden / Congressional Democrats	Build Back Better Act	The Build Back Better Act proposes spending nearly \$2 trillion over a 10-year period, with certain programs expiring after only a year or two to keep the total cost of the bill down.	<p>Congressional Democrats hope to use the budget reconciliation process to pass elements of the administration’s American Families Plan.</p> <p>On Saturday, September 25, the House Budget Committee passed the package in a 20-17 vote, piecing together the chunks of legislation approved by 13 House committees earlier this month that make up the spending plan. Further changes were made throughout the month by the House Rules Committee in preparation for floor consideration.</p> <p>After receiving information on the bill’s cost from the CBO, the House passed the nearly \$2 trillion bill in a 220-213 vote on Friday, November 19.</p> <p>Senate Majority Leader Chuck Schumer has announced that the Senate will take up the bill first thing in 2022, despite Senator Joe Manchin’s public opposition. Manchin has cited inflation and the national debt as his reasoning for opposition.</p>
S. 29 / H.R. 2008	Sen. Amy Klobuchar (D-MN) / Rep. Angie Craig (D-MN)	Local Water Protection Act	A bill to amend the Federal Water Pollution Control Act to reauthorize certain programs relating to nonpoint source	The Senate legislation was introduced on January 22, 2021 and referred to the Committee on Environment and Public Works.

			management, and for other purposes.	The legislation in the House was introduced on March 18, 2021 and passed the House under suspension of the rules on June 15.
H.R 1563	Rep. Mike Garcia (R-CA)	To extend the authorities under the Water Infrastructure Improvements for the Nation Act of 2016 providing operational flexibility, drought relief, and other benefits to the State of California	The legislation would extend the authorities under the Water Infrastructure Improvements for the Nation Act of 2016 providing operational flexibility, drought relief, and other benefits to the State of California. The legislation would extend 4007 authorities through January 1, 2028.	The legislation was introduced on March 3, 2021 and was referred to the House Committees on Natural Resources and Science, Space, and Technology.
H.R.2238	Sen. Jeff Merkley (D-OR) / Rep. Alan Lowenthal (D-CA)	Break Free from Plastic Pollutions Act	The comprehensive legislation would require corporations to take responsibility for pollution, incentivize corporations to make reusable products and items that can be recycled, create a nationwide beverage container refund program, and other items to promote recycling and other investments in U.S. domestic recycling.	The legislation was introduced on March 25, 2021 and referred to the House Committees on Energy and Commerce, Ways and Means, Transportation, and Foreign Affairs.
H.R 866	Rep. Ken Calvert (R-CA)	FISH Act	This bill gives the Fish and Wildlife Service (FWS) the sole authority to protect endangered or threatened species that are anadromous species (species of fish that spawn in fresh or estuarine waters and that migrate to ocean waters) or catadromous species (species of fish that spawn in ocean waters and migrate to fresh waters). Currently, the FWS shares this authority with the National Marine Fisheries Service.	The legislation was introduced on February 5, 2021 and referred to the House Committee on Natural Resources.

H.R. 1015	Rep. Grace Napolitano (D-CA)	Water Recycling Investment and Improvement Act	This bill makes permanent, and otherwise revises, the Bureau of Reclamation's grant program for the funding of water recycling and reuse projects. Specifically, the bill removes priority under the program for projects in areas that, in the preceding four-year period, have been (1) identified as experiencing severe, extreme, or exceptional drought; or (2) designated as a disaster area by a state. Additionally, the bill increases through FY2025 the authorization of appropriations for the program and otherwise revises provisions related to program funding.	The legislation was introduced on February 11, 2021 and referred to the House Committee on Natural Resources.
H.R.1881	Rep. John Garamendi (D-CA)	To amend the Federal Water Pollution Control Act with respect to permitting terms, and for other purposes.	The legislation would extend permit terms for publicly owned water infrastructure projects under the National Pollutant Discharge Elimination System (NPDES) from 5 years to a maximum of 10 years.	The legislation was introduced on March 12, 2021 and referred to the Committee on Transportation and Infrastructure.
H.R. 737	Rep. David Valadao (R-CA)	RENEW WIIN Act	The legislation would extend the authorities under the Water Infrastructure Improvements for the Nation Act of 2016 providing operational flexibility, drought relief, and other benefits to the State of California.	The legislation was introduced on February 2, 2021 and referred the House Committee on Natural Resources. 10 members of the California delegation have cosponsored the legislation.
S.91 / H.R.535	Sen. Krysten Sinema (D-AZ) / Rep. John Garamendi (D-CA)	Special Districts Provide Essential Services Act	The legislation would include special districts in the coronavirus relief fund and direct the Secretary of the Treasury to include special districts as an eligible issuer under the Municipal Liquidity Facility.	The legislation was introduced on January 28, 2021, in both the House and Senate. It has been referred to relevant committees in both chambers.

H.R. 895 / S. 209	Rep. David Rouzer (R-NC) / Sen. Jeanne Shaheen (D-NH)	Emergency Assistance for Rural Water Systems Act	To provide for assistance to rural water, wastewater, and waste disposal systems affected by the COVID-19 pandemic, and for other purposes.	<p>The legislation in the House was introduced on February 5, 2021 and referred to the House Committee on Agriculture.</p> <p>The Senate version of the legislation was introduced on February 3, 2021 and referred to the Senate Committee on Agriculture.</p>
H.R. 2515	Rep. Garret Graves (R-LA)	Building U.S. Infrastructure through Limited Delays and Efficient Reviews (BUILDER) Act	The legislation modernizes the National Environmental Policy Act (NEPA) and aims to make infrastructure project reviews more efficient, reduce project costs, and spur economic recovery.	<p>The legislation was introduced on April 14, 2021 and was referred to the House Committee on Natural Resources.</p> <p>The legislation's 46 cosponsors are all Republican, including members of GOP leadership.</p>
H.R. 939	Rep. Doug LaMalfa (R-CA)	Combustion Avoidance along Rural Roads (CARR) Act	The bill exempts wildfire mitigation activities conducted within 300 feet of a road from all laws governing environmental review of proposed agency actions or protection of endangered or threatened species.	The legislation was introduced on February 8, 2021 and was referred to the House Committees on Natural Resources and Agriculture.
H.R.3267	Rep. Brendan Boyle (D-PA)	Protect Drinking Water from PFAS Act	The bill amends the Safe Drinking Water Act to require the Administrator of the Environmental Protection Agency to publish a maximum contaminant level goal and promulgate a national primary drinking water regulation for total per- and polyfluoroalkyl substances.	The legislation was introduced on May 17, 2021 and referred to the House Committee on Energy and Commerce.
H.R. 1512	Rep. Frank Pallone (D-NJ)	The Climate Leadership and Environmental Action for our Nation's Future (CLEAN) Act	The legislation aims to achieve net zero greenhouse gas pollution, combat the climate crisis, and create jobs. The bill authorizes \$565 billion over ten years to enable deep decarbonization.	The legislation was introduced on March 2, 2021 and referred to the relevant committees.

S. 953	Sen. Ron Wyden (D-OR)	Water for Conservation and Farming Act	The legislation would create a Bureau of Reclamation fund of \$300 million to support water recycling projects, water-use efficiency projects and dam safety projects; the WaterSMART program to increase water supply reliability by funding infrastructure and conservation projects that conserves water, increases water use efficiency and improves the condition of natural water recharge infrastructure; Establishes a grant program for any Reclamation States, Tribes, nonprofit conservation organizations, irrigation or water districts, and regional and local authorities to complete habitat restoration projects that improve watershed health and mitigate climate change; among other actions.	The legislation was introduced on March 24, 2021 and referred to the Committee on Energy and Natural Resources.
H.R.3293	Rep. Lisa Blunt Rochester (D-DE)	Low-Income Water Customer Assistance Programs Act	The legislation would amend the Safe Drinking Water Act and the Federal Water Pollution Control Act to establish programs to assist low-income households in maintaining access to drinking water and wastewater services.	The legislation was introduced on May 18, 2021 and referred to the relevant committees. The legislation has passed out of the House Energy and Commerce Committee by a vote of 32-24 and now moves on to consideration on the House floor.
H.R. 3286	Rep. Raul Ruiz (D-CA)	Emergency Order Assurance, Safety, and Inspection of water Systems (Emergency OASIS Act)	The legislation would require the EPA to establish regulations to flush a drinking water system if contaminants were present in the system for longer than six months, or if water stood motionless in the system for longer than six months.	The legislation was introduced on May 17, 2021 and referred to the House Committee on Energy and Commerce.

H.R. 3622 / S. 1907	Rep. Chris Pappas (D-NH) / Sen. Kirsten Gillibrand (D-NY)	Clean Water Standards for PFAS Act	The legislation would require the Administrator of the Environmental Protection Agency to develop effluent limitations guidelines and standards and water quality criteria for PFAS under the Federal Water Pollution Control Act, to provide Federal grants to publicly owned treatment works to implement such guidelines and standards	The legislation was introduced in the House on May 28, 2021, and in the Senate on May 27, 2021. The legislation in the House is bipartisan.
S. 2168	Sen. Mike Braun (R-IN)	Define WOTUS Act	The legislation would amend the Federal Water Pollution Control Act to modify the definition of navigable waters, and to make the definition of the "waters of the United States" permanent.	The legislation was introduced on June 22, 2021 and referred to the Committee on Environment and Public Works. It was introduced in response to the EPA's announcement earlier in June of its intent to rewrite the Navigable Waters Protection rule.
H.R. 3814 / S. 717	Rep. Liz Cheney (R-WY) / Sen. Mike Lee (R-UT)	Undoing NEPA's Substantial Harm by Advancing Concepts that Kickstart the Liberation of the Economy Act (UNSHACKLE Act)	The legislation combines the following five stand-alone NEPA reform bills on agency process, state expansion, legal changes, and data reporting into one comprehensive text. - NEPA Agency Process Accountability Act - NEPA Accountability and Enforcement Act - NEPA State Assignment Expansion Act - NEPA Legal Reform Act - NEPA Data Transparency Act	The Senate legislation was introduced on March 11, 2021 and referred to the Committee on Environment and Public Works. The House legislation was introduced on June 11, 2021 and referred to the House Committees on Natural Resources; Judiciary; Transportation and Infrastructure; and Energy and Commerce.

H.R. 1352	Rep. Brenda Lawrence (D-MI)	Water Affordability, Transparency, Equity, and Reliability Act of 2021	The bill would create a trust fund to support drinking water and clean water infrastructure. Additionally, the bill provides \$34.85 billion a year to drinking water and wastewater improvements; creates a water trust fund; creates up to nearly 1 million jobs across the economy and protect American workers; prioritizes disadvantaged communities with grants and additional support; expands funding for technical assistance to small, rural, and indigenous communities; funds projects to address water contamination from PFAS; requires US EPA to study water affordability, shutoffs, discrimination, and civil rights violations by water providers; upgrades household wells and septic systems; helps homeowners replace lead service lines; and provides more than \$1 billion a year to update water infrastructure in public schools.	<p>The legislation was introduced on February 25, 2021 and was referred to the relevant committees.</p> <p>The legislation has 86 cosponsors, including 14 members of the California delegation.</p>
H.R. 4647 / S. 2430	Rep. Jared Huffman (D-CA) / Sen. Dianne Feinstein (D-CA)	Water Conservation Rebate Tax Parity Act	The legislation would amend federal tax law so that homeowners wouldn't pay income tax on rebates from water utilities for water conservation and water runoff management improvements	The House legislation was introduced on July 22, 2021 and referred to the House Committee on Ways and Means. The legislation in the Senate was introduced on July 22, 2021 and referred to the Senate Committee on Finance.
S.2454	Sen. Alex Padilla (D-CA)	Water Reuse and Resiliency Act	The legislation would authorize \$1 billion over five years for the EPA's Pilot Program for Alternative Water Source Projects grants program. This is an increase from the \$125 million over five years authorized for the program in the Drinking Water and Wastewater Infrastructure Act passed by the Senate in April.	The legislation was introduced on July 22, 2021 and referred to the Senate Committee on Environment and Public Works.

S.2567	Sen. Shelley Moore Capito (R-WV)	Navigable Waters Protection Act of 2021	The legislation would enact into law the Navigable Waters Protection Rule: Definition of 'Waters of the United States' as proposed by the EPA/USACE under the Trump administration.	The legislation was introduced on July 29, 2021 and referred to the Senate Committee on Environment and Public Works.
H.R.4915	Rep. Tom McClintock (R-CA)	Water Supply Permitting Coordination Act	The legislation would authorize the Secretary of the Interior to coordinate Federal and State permitting processes related to the construction of new surface water storage projects on lands under the jurisdiction of the Secretary of the Interior and the Secretary of Agriculture and to designate the Bureau of Reclamation as the lead agency for permit processing.	The legislation was introduced on August 3, 2021 and referred to the House Committee on Natural Resources.
H.R.4979 / S.1783	Rep. Rashida Tlaib (D-MI) / Rep. Jeff Merkley (D-OR)	Maintaining Access to Essential Services Act	The legislation provides \$13.5 billion in low-interest loans to public and private water utilities, which will be forgiven when the utility forgives household water arrears; and provides \$13 billion in low-interest loans to power utilities, which will be forgiven when the utility forgives household arrears. The legislation also provides \$13 billion in low-interest loans to broadband utilities, which will be forgiven when the utility forgives household arrears. The bill Requires loan recipients to suspend utility shutoffs and restore any disconnected service, suspend late fees and charges, stop the sale of household debt to debt collectors, stop placing or selling liens on households due to outstanding utility debt, and stop filing adverse reports	<p>The legislation in the House was introduced on August 6, 2021 and was referred to the House Committees on Financial Services and Ways and Means.</p> <p>The legislation in the Senate was introduced on May 20, 2021 and was referred to the Senate Committee on Finance.</p>

			on households due to unpaid utility bills to credit agencies.	
H.R. 4976	Rep. Elissa Slotkin (D-MI)	Ensuring PFAS Cleanup Meets or Exceeds Stringent Standards Act	The legislation directs the Secretary of Defense to ensure that removal and remedial actions relating to PFAS contamination result in levels meeting or exceeding certain standards.	The legislation was introduced in the House on August 6, 2021 and was referred to the House Committees on Armed Services, Transportation and Infrastructure, and Energy and Commerce.
S.2372 / H.R.2773	Sen. Heinrich, Martin (D-NM) / Representatives Debbie Dingell (D-MI) and Jeff Fortenberry (R-NE)	Recovering America's Wildlife Act of 2021	<p>The legislation would fund conservation efforts for more than 12,000 species of wildlife and plants in need of assistance by providing \$1.3 billion in dedicated annual funding for proactive, on-the-ground efforts across the country, ensure wildlife recovery efforts will be guided by the Congressionally-mandated State Wildlife Action Plans, which identify specific strategies to restore the populations of species of greatest conservation need, accelerate the recovery of 1,600 U.S. species already listed as threatened or endangered under the Endangered Species Act, and include improvements to ensure funds are appropriately targeted to the areas of greatest need and facilitate additional investments in protecting at-risk plant species.</p> <p>In the Senate, RAWA also directs fees and penalties assessed for</p>	<p>The legislation was introduced on July 15, 2021 and referred to the Committee on Environment and Public Works.</p> <p>The House bill was introduced on April 22. The House Natural Resources Subcommittee on Water, Oceans, and Wildlife held a hearing on the legislation on July 29, 2021.</p>

			environmental violations to help fund RAWA, using fee and penalty amounts that aren't already targeted for existing environmental funds.	
H.R.4602	Rep. Alan Lowenthal (D-CA)	WIPPES Act	The legislation would direct the Federal Trade Commission to issue regulations requiring certain products to have "Do Not Flush" labeling	<p>The legislation was introduced on July 21st and referred to the Committee on Energy and Commerce.</p> <p>Rep. Lowenthal introduced the stand-alone bill after introducing a similar amendment to the House's infrastructure bill.</p>
S. 2806 / H.R. 3534	Sen. Dianne Feinstein (D-CA) / Rep. Jimmy Panetta (D-CA)	Wildfire Emergency Act of 2021	<p>Amongst other things, the legislation authorizes \$250 million over 5 years for up to 20 Forest Service projects of 100,000 acres or greater; Establish a new \$100 million grant program to assist critical facilities like hospitals and police stations become more energy efficient and better adapted to function during power shutoffs; Establishes one or more Prescribed Fire Centers to coordinate research and training of foresters and forest managers in the western United States in the latest methods and innovations in prescribed fire (controlled burns) practices.</p>	<p>The Senate legislation was introduced on September 22 and referred to the Committee on Energy and Natural Resources.</p> <p>The House bill was introduced on May 25, 2021 and was referred to the Subcommittee on Conservation and Forestry.</p>

S. 3011 / H.R. 5735	Sen. John Cornyn (R-TX) / Rep. Dusty Johnson (R-SD)	State, Local, Tribal, and Territorial Fiscal Recovery, Infrastructure, and Disaster Relief Flexibility Act	The legislation provides additional flexibility for States, Tribes, and units of local government to spend their allocations of the COVID Relief Funds on certain infrastructure projects, including water, wastewater, and broadband infrastructure projects. The bill also allows these funds to be used to provide emergency relief from natural disasters. There is a cap—the greater of \$10 million or 30% of the funds—on how much of the COVID money can be spent on these new purposes.	The legislation was introduced on October 19, 2021 and passed the Senate by unanimous consent that day. Senator Alex Padilla (D-CA) is an original cosponsor of the legislation. The act was introduced in the House on October 26 and referred to the House Committee on Oversight and Reform.
------------------------	--	--	--	---

Enacted Legislation (Removed after 2 months)

H.R.6119	Rep. Rosa DeLauro (D-CT)	Further Extending Government Funding Act	This continuing resolution funds the government through February 18, 2022 at the FY21 enacted levels. It is the second continuing resolution enacted for fiscal year 2022 since none of the 12 annual appropriations bills have been enacted by Congress.	The legislation was passed by both the House and Senate on December 2, 2021 and signed into law on December 3, 2021.
S.J.Res.33	Sen. Chuck Schumer (D-NY)	A Joint Resolution Relating to Increasing the Debt Limit	This resolution increased the debt ceiling by \$2.5 trillion, which lawmakers hope will allow the government to finance its debts through at least early 2023.	The legislation was introduced and passed the Senate on December 14, 2021. It passed the House the following day. President Biden signed the joint resolution on December 16, 2021.
Senate Amendment to H.R.3684	President Joe Biden & Bipartisan Group of Senators including Sens. Krysten Sinema (D-AZ) and Rob Portman (R-OH)	Infrastructure Investment and Jobs Act (Bipartisan Infrastructure Bill)	The legislation includes \$550 billion in new spending for a total around \$1.2 trillion over eight years. Total “new spending” includes:	President Biden announced that he'd reached an infrastructure deal with a group of Republican and Democratic Senators on Thursday, June 24.

			<p>\$110 billion for roads, bridges, and major projects; \$73 billion for electric grid upgrades; \$66 billion for rail and Amtrak improvements; \$65 billion for broadband expansion; \$55 billion for clean drinking water; \$39 billion for transit; \$17 billion for ports and \$25 billion for airports; and \$7.5 billion for electric vehicle chargers.</p>	<p>Following a month of negotiations on legislative text, the Senate passed the package on Tuesday, August 10, 2021.</p> <p>After months of negotiations, on Friday, November 5, the House passed the bill in a 228-206 vote. Thirteen Republicans supported it, while six Democrats voted against it.</p> <p>On Monday, November 15, President Biden signed the \$1.2 trillion bill into law. Going forward, Biden has chosen Mitch Landrieu to oversee the implementation of the bill.</p>
H.R. 5305	Rep. Rosa DeLauro (D-CT)	Extending Government Funding and Delivering Emergency Assistance Act	<p>Extends government funding through December 3 and provides funding for disaster relief and Afghan refugees. The bill also extends additional measures through December 3 including certain authorities of the Bureau of Reclamation, including for emergency drought relief, for one year.</p>	<p>The Senate amendment to the legislation passed on September 30th by a vote of 65-35, and the House passed the bill shortly after by a vote of 254-175. President Biden signed the legislation in the evening of the 30th.</p>

Legislation previously listed that was fully or partially incorporated into the Infrastructure Investments and Jobs Act (bipartisan infrastructure deal). Due to its full and/or partial inclusion in the bipartisan infrastructure deal, the stand-alone bill is unlikely to see further action in the House in its current form.

H.R.4099	Rep. Grace Napolitano (D-CA)	Large Scale Water Recycling Project Investment Act	<p>Created a competitive grant program for large-scale water recycling and reuse projects. Large-scale water recycling projects are those estimated to cost \$500 million or greater. \$750 million would be authorized over 5 fiscal years beginning in FY23.</p>	<p>The legislation was introduced on June 23, 2021 and referred to the Committee on Natural Resources. The Water Subcommittee held a hearing on the legislation on Tuesday, June 29, 2021.</p> <p>The House Natural Resources Subcommittee on Water, Oceans, and Wildlife held a hearing on the legislation on June 29, 2021.</p>
----------	------------------------------	--	--	---

				Provisions of this legislation were incorporated in the Infrastructure Investments and Jobs Act (bipartisan infrastructure bill).
H.R.1915	Rep. Peter DeFazio (D-OR) / Rep. Grace Napolitano (D-CA)	Water Quality Protection and Job Creation Act of 2021	The legislation would reauthorize the Alternative Water Source Grants Pilot Program, which authorizes the U.S. Environmental Protection Agency to grant up to \$200 million per year to state, interstate, and intrastate water resource development agencies to engineer, design, construct, and test water reuse projects throughout the country.	<p>The legislation was introduced on March 16, 2021.</p> <p>The Committee on Transportation and Infrastructure held a mark-up session on June 9-10th and the legislation was passed out of committee on June 10th by a vote of 42-25.</p> <p>Provisions of this legislation were incorporated in the Infrastructure Investments and Jobs Act (bipartisan infrastructure bill).</p>
S.914	Sen. Tammy Duckworth (D-IL)	Drinking Water and Wastewater Infrastructure Act of 2021	Authorizes more than \$35 billion for water resource development projects across the country with a focus on upgrading aging infrastructure, addressing the threat of climate change, investing in new technologies, and aiding marginalized communities.	<p>The legislation was introduced on March 23, 2021 and referred to the Senate Environment and Public Works Committee.</p> <p>The legislation passed the Senate on April 29, 2021, by a vote of 89-2.</p> <p>Elements of this legislation were incorporated into the Infrastructure Investments and Jobs Act (bipartisan infrastructure bill), though with a reduced authorization for the Drinking and Clean Water State Revolving Funds.</p>
H.R.3291	Rep. Paul Tonko (D-NY)	AQUA Act	The legislation would invest \$105 billion over 10 years in the nation's water systems including \$53 billion for the Drinking Water State Revolving Fund, \$45 billion to fully replace every lead service line, and \$5 billion to aid systems with PFAS contamination. Additionally, the legislation would require the EPA to set national	<p>The legislation was introduced on May 18, 2021 and referred to the House Committee on Energy and Commerce.</p> <p>Elements of this legislation were incorporated into the Infrastructure Investments and Jobs Act (bipartisan infrastructure bill),</p>

			<p>standards for PFAS, 1,4-dioxane, and microcystin toxin, and makes it easier for EPA to set standards in the future. The bill would authorize \$4 billion emergency relief program to provide forgiveness for utility customers facing debts and unpaid fees since March 1, 2020.</p>	<p>though with a reduced authorization for the Drinking and Clean Water State Revolving Funds.</p> <p>The standards provisions were not incorporated into the bipartisan infrastructure bill.</p>
--	--	--	---	--

INFORMATION
ITEM

3G

Date: January 19, 2022

To: The Honorable Board of Directors

ADD
From: Shivaji Deshmukh, General Manager

Committee: Community & Legislative Affairs

01/12/22

Executive Contact: Kathy Besser, Executive Manager of Ext. & Government Affairs/AGM

Subject: Public Outreach and Communication

Executive Summary:

IEUA received the Community Engagement and Outreach Project of the Year-Small Gold award from SARBS of CWEA for the Agency's Virtual Earth Day Celebration.

Staff continues to increase the drought campaign collateral toolkit for member agencies by implementing movement pieces and developing video shorts and PSAs.

Staff is working with Planning and Environmental Compliance and Water Systems Consulting on developing additional outreach strategies and communication collateral for the Chino Basin Program.

A poll asking the public to share their water-saving success stories and questions was published to the Agency's Nextdoor account. In less than one week, the post had received over 3,500 impressions, with 65% of respondents stating they actively implement water-saving techniques.

Staff's Recommendation:

This is an informational item for the Board of Directors to receive and file.

Budget Impact *Budgeted (Y/N): Y Amendment (Y/N): Y Amount for Requested Approval:*

Account/Project Name:

Fiscal Impact (explain if not budgeted):

Prior Board Action:

N/A

Environmental Determination:

Not Applicable

Business Goal:

IEUA is committed to providing a reliable and cost-effective water supply and promoting sustainable water use throughout the region.

IEUA is committed to enhancing and promoting environmental sustainability and the preservation of the region's heritage.

Attachments:

Attachment 1 - Background

Background

Subject: Public Outreach and Communication

January

- January 24, International Day of Education

Media and Outreach

- IEUA received the Community Engagement and Outreach Project of the Year-Small Gold award from SARBS of CWEA for the Agency's Virtual Earth Day Celebration.
- Staff continues to increase the drought campaign collateral toolkit for member agencies by implementing movement pieces and developing video shorts and PSAs.
- Staff is working with Planning and Environmental Compliance and Water Systems Consulting (WSC) on developing additional outreach strategies and communication collateral for the Chino Basin Program.
- With the increased amount of rain throughout the past month, staff continues to publish reminders to the public to take advantage of water-use efficiency rebates and programs as well as to keep their sprinkler systems off during and for 48 hours after rain.
- External Affairs staff is working closely with engineering to develop outreach and tour enhancements for the RP-5 Expansion Project. New signage is being developed along with a project video short.
- Staff is finalizing the Agency's Annual Report for distribution January 2022.
- Staff recognized the Agency's "Water is Life" student art poster contest MWD winners with a shout out on social media.
- Staff is in the final stages of developing a *QR code Pledge to Save Water* campaign. Both print and digital ads will feature a QR code that links to an information hub featuring IEUA initiatives. Visitors can take the pledge to save water to be entered into a drawing for water-saving devices.
- Staff has begun publishing water saving tip stories to the @IEUAWater Instagram channel. These stories are saved as a highlight on the Agency's profile for future reference by the community.
- A poll asking the public to share their water-saving success stories and questions was published to the Agency's Nextdoor account. In less than one week, the post has received over 3,500 impressions, with 65% of respondents stating they actively implement water-saving techniques.
- The Agency continues to publish content on LinkedIn and has gained 21 followers since November, with 408 page views in the last 30 days.
- December: 20 posts were published to the IEUA Facebook page, 20 tweets were sent on the @IEUAWater Twitter handle, 20 posts were published to IEUA's Instagram grid, and 8 posts were published to the IEUA LinkedIn page.
 - The top three Facebook posts, based on reach and engagement, in the month of December were:
 - 12/7 "Water is Life" MWD Award Ceremony Winner Recognition

- 12/8 News Releases
 - Inland Empire Utilities Agency Board Recognizes the State and Regional Drought Emergency and Adopts Drought Resolution to Step Up Water Saving Efforts Throughout the Region
 - IEUA Elects 2022 Board Officers
 - 12/14 Financial Analyst I, Financial Analyst II and Project Manager I-II (DOQ) Hiring
 - The top three Twitter tweets, based on reach and engagement, in the month of December were:
 - 12/14 Rain/Sprinkler Reminder
 - 12/9 Rain/Sprinkler Reminder: Weather-Based Irrigation Controller Rebate
 - 12/8 News Releases
 - Inland Empire Utilities Agency Board Recognizes the State and Regional Drought Emergency and Adopts Drought Resolution to Step Up Water Saving Efforts Throughout the Region
 - IEUA Elects 2022 Board Officers
 - The top three Instagram posts, based on reach and engagement, in the month of December were:
 - 12/14 Chino Creek Wetlands and Educational Park Trash Reminder
 - 12/14 Rain/Sprinkler Reminder
 - 12/14 Financial Analyst I, Financial Analyst II and Project Manager I-II (DOQ) Hiring
 - The top three LinkedIn posts, based on impressions and reactions, in the month of December were:
 - 12/7 (Reshare) Lisa Dye and Michael Duenas at Chino Valley Chamber of Commerce Business @ Breakfast Event
 - 12/16 New Splash: Catherine Mendoza
 - 12/1 IEUA Statement: IEUA General Manager Shivaji Deshmukh Addresses the Announcement of a Zero Percent Initial State Water Project Allocation
-
- A “Water-Wise Education” banner ad is currently featured in *Fontana Herald News*
 - A “Water-Wise Education” ad ran on December 18 in the *Chino Champion*.
 - A “Water-Wise Education” ad ran in the December issue of *IE Magazine*.
 - A “Water-Wise Education” ad ran on December 13 in *La Opinion*.
 - A “Water-Wise Education” banner ad ran on December 12-16 in *La Opinion*.

For the month of December, there were 6,837 searches for a park in IEUA’s service area on Yelp, where Chino Creek Wetlands and Educational Park was viewed 1,097 times, with 1,024 views coming from a mobile device.

On December 8, IEUA employees raised \$6,372 through donations and a silent auction. Proceeds are being distributed to the Chino Valley Fire Foundation, Love Them All Foundation, Unidos Por La Musica, Working Dogs for Warriors, and Success Institute.

Education and Outreach Updates

- Staff developed holiday-themed education activities that serve a holiday twist to some already established activities (i.e. Plant Factory featuring poinsettias and Edible Aquifer featuring holiday ingredients).
- Staff has developed a how-to video focusing on the Edible Aquifer activity.

Agency-Wide Membership Updates

- Randy Lee, Executive Manager of Operations/Assistant General Manager attended the National Water Research Institute (NWRI) Board of Directors meeting on November 9.
- Randy Lee, Executive Manager of Operations/Assistant General Manager attended the Brine Management Partnership Meeting (Isle Utilities) on November 17.
- Randy Lee, Executive Manager of Operations/Assistant General Manager attended the PFAS Partnership Meeting (Isle Utilities) on November 17.
- Jeff Ziegenbein, Manager of Regional Compost Operations attended the California Special Districts Association (CSDA) Virtual Workshop to receive an award for Innovative Operations for IERCA on November 18.
- Richard Lao, Senior Environmental Resources Planner, attended the California Association of Sanitation Agencies (CASA) Regulatory Working Group Water Meeting on November 18.
- Richard Lao, Senior Environmental Resources Planner, attended the California Association of Sanitation Agencies (CASA) Regulatory Working Group Biosolids Meeting on November 18.
- Pietro Cambiaso, Deputy Manager of Strategic Planning and Resources attended the Southern California Alliance of Publicly Owned Treatment Works (SCAP) Board of Directors Meeting on December 2.
- Pietro Cambiaso, Deputy Manager of Strategic Planning and Resources attended the California Association of Sanitation Agencies (CASA) Air Quality, Climate Change, & Energy (ACE) Workgroup Meeting on December 14.
- Pietro Cambiaso, Deputy Manager of Strategic Planning and Resources attended the California Association of Sanitation Agencies (CASA) Regulatory Workgroup – Biosolids Committee Meeting on December 16.

INFORMATION
ITEM

3H



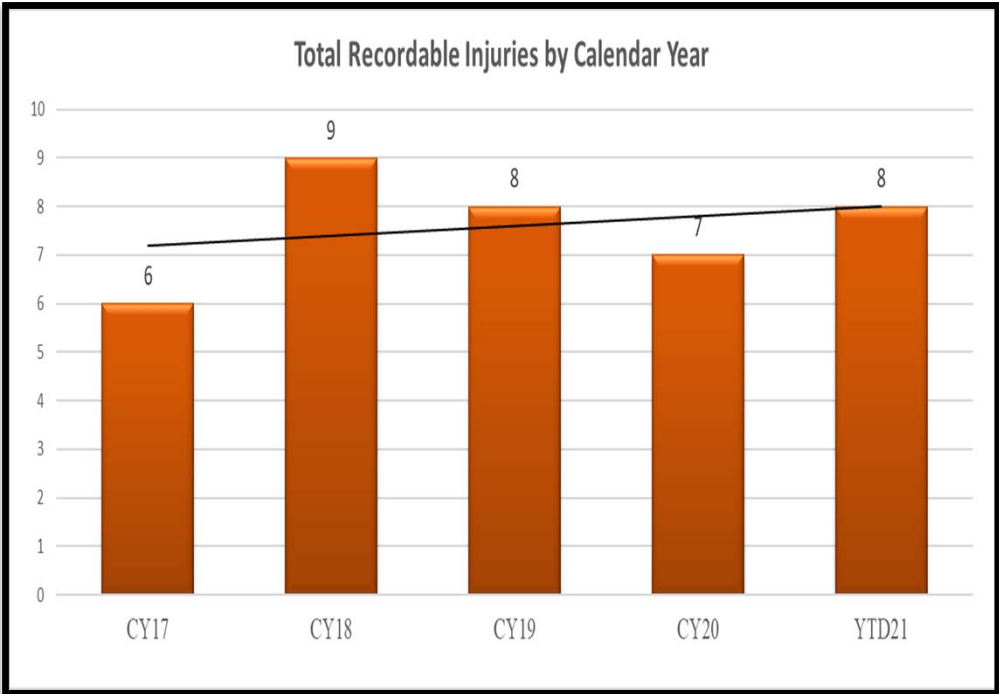
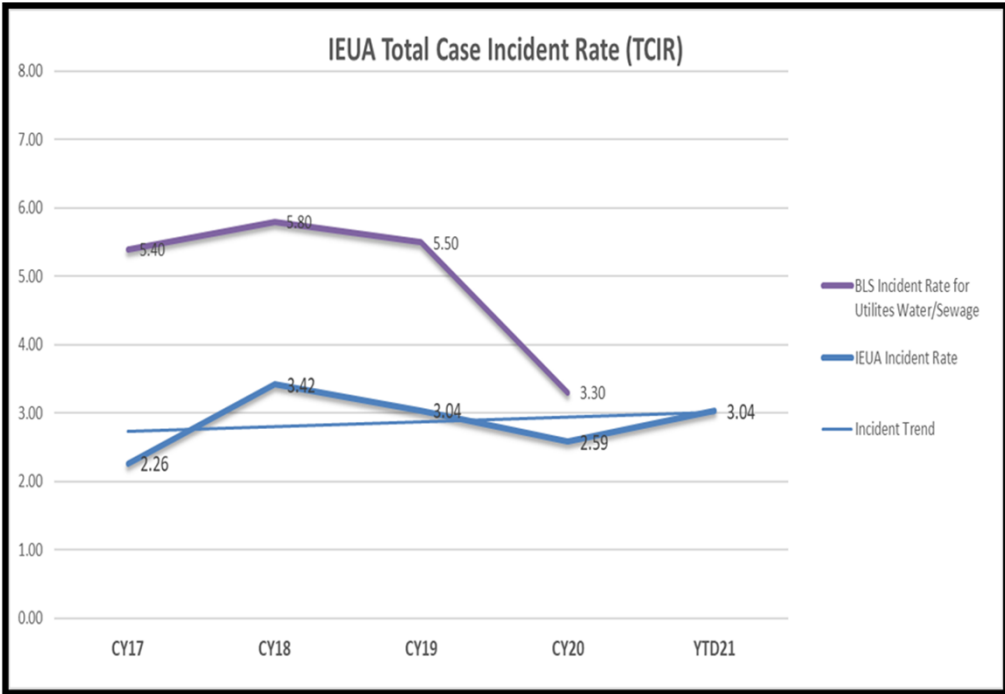
Operations Division Quarterly Update

Don Hamlett

Acting Deputy Manager of Integrated Systems Services

January 2022

IEUA Incident Rates vs. Industry & Total Recordable Injuries



* Estimated incident rate based on past December hours worked

Q2 Cybersecurity

Protect | Detect | Respond

Beginning October 2021, Monthly Cybersecurity training courses were assigned to all staff. Each approximately 15 minutes in length, user security awareness concepts including social engineering, web safety, and technology tips are introduced and reinforced.

Staff Engagement

Your training completion rate



Your completion rate

62.47%

Industry average completion rate **65.11%**

Your average learner training time

Average time per learner (minutes)

15.05

Recommended annual learner training time (minu... **60**

Your on time completion

On-time completion

77.57%

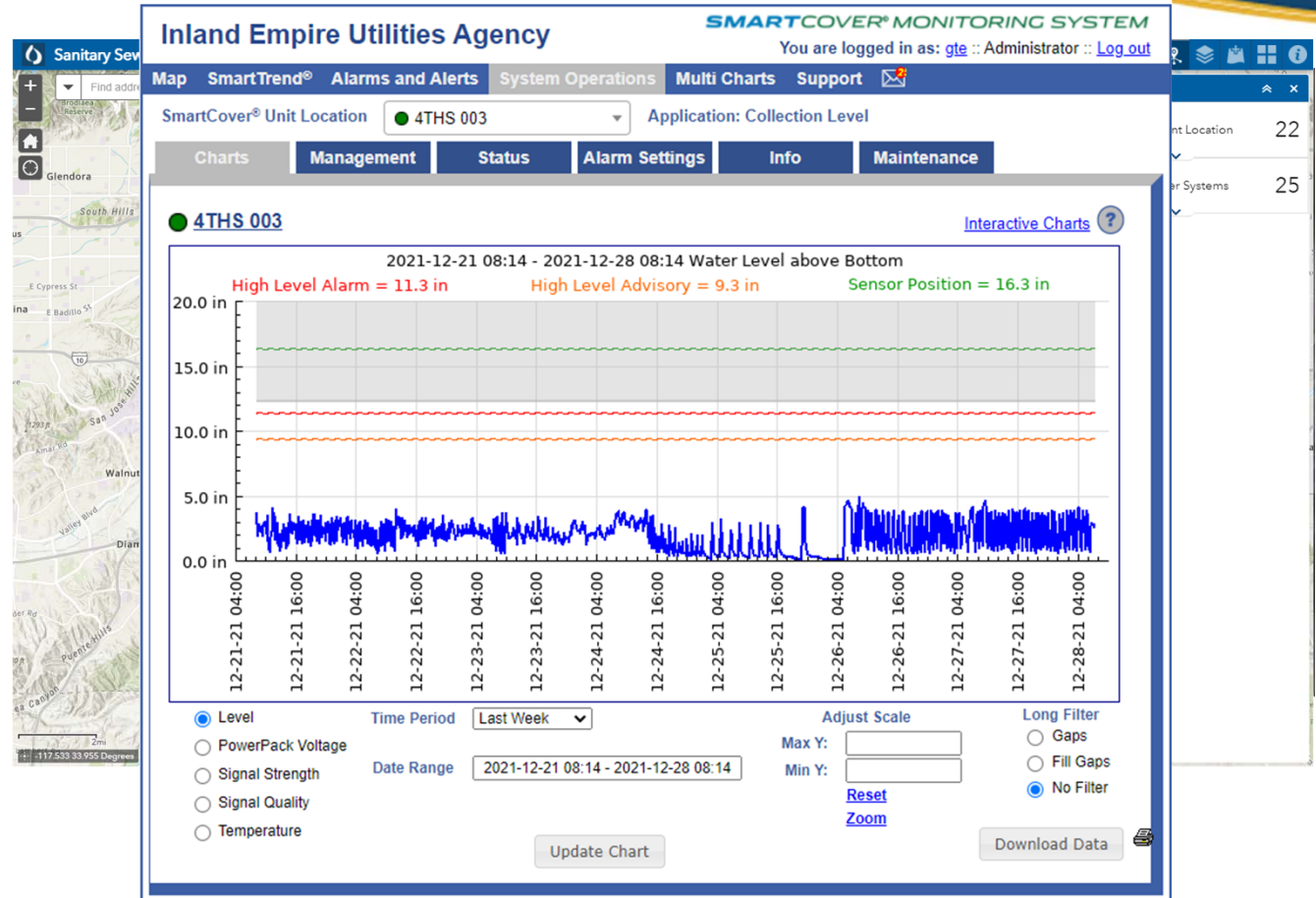
Late completion **22.43%**

Q3 Goals

- **HQA Firewall Upgrade**
 - Increased capacity
 - Improved security
- **Cloud Migration SAP Non-Production**
 - Increased Flexibility
 - Secure Access for development team
 - Rapid deployment
 - Proof of concept
- **Contract Incident Response Retainer**
 - Cybersecurity program review
 - Risk modeling
 - Dedicated Rapid Response




SmartCover Technology Update



IERCF Reliability Update

- Using laser to digitally align pulleys and bearings
- Procured loaders engineered specifically for the waste sector
 - Corrosion resistant
 - Sealed cabs
 - Center-mounted radiator
 - Heavy-duty pins
 - Increased visibility

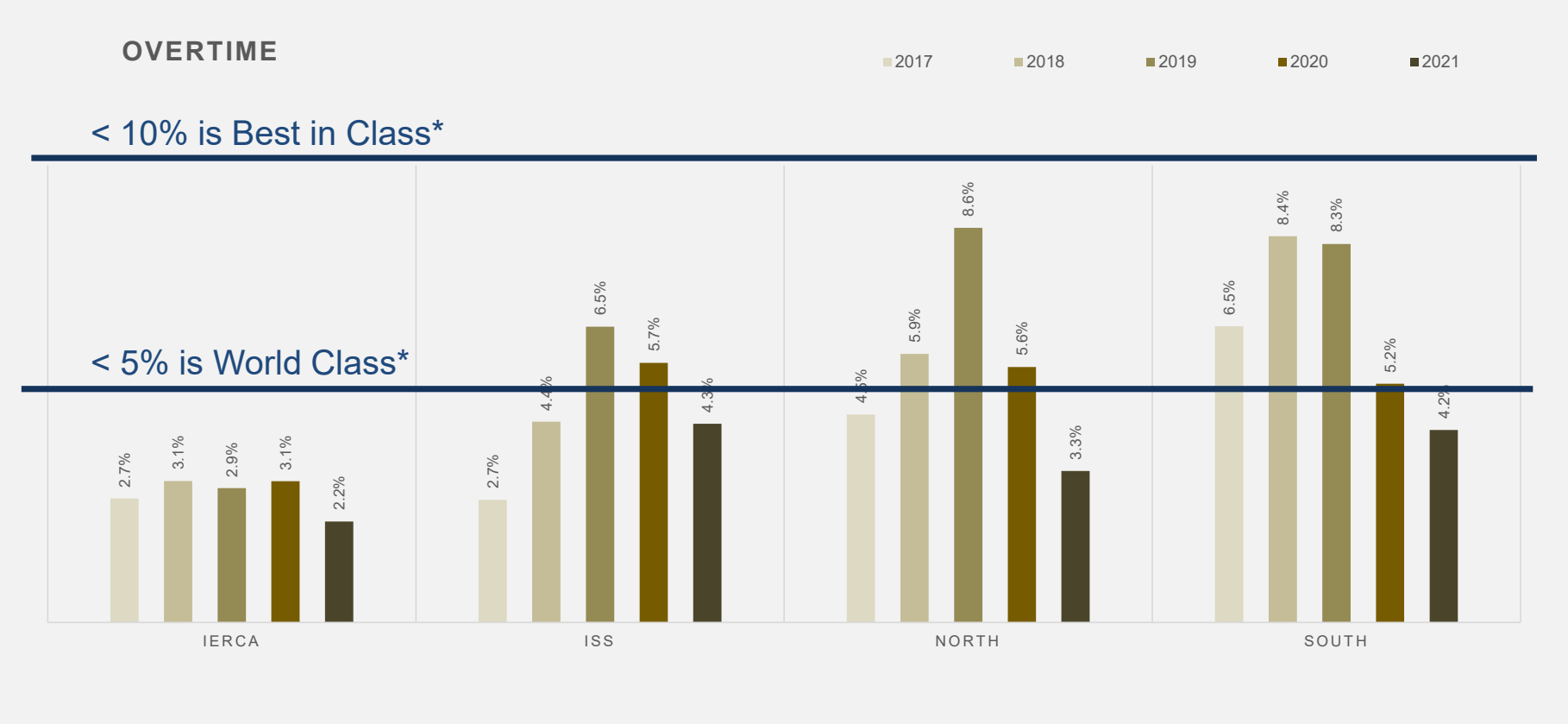


Industrial wheel loaders



Laser alignment tool


IEUA Performance



*Society for Maintenance Reliability Professionals

**INFORMATION
ITEM**

31



RP-5 Expansion Project Update:

January 2022
Project Nos. EN19001 and EN19006

Brian Wilson, P.E.
Senior Engineer
January 2022

RP-5: Project Status

Day 534 of 1640 = 33%

Construction Award

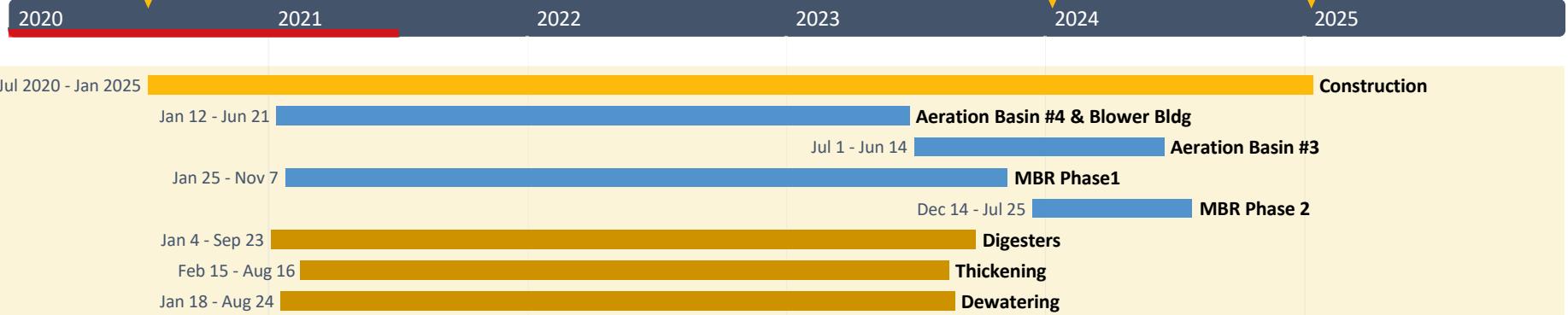
Jul 15

Biosolids Milestone

Jan 11

Project Completion

Jan 10



Role	Firm	Contract	This Month's Payment	Total Paid	% Complete
Contractor	WM Lyles	\$ 331,193,622	\$7,500,000	\$101,491,875	31%
Designer	Parsons	\$ 33,670,711	\$400,000	\$28,643,105	85%
Construction Management	Arcadis	\$ 21,125,523	\$400,000	\$5,682,983	27%

Data date: 11/30/2021

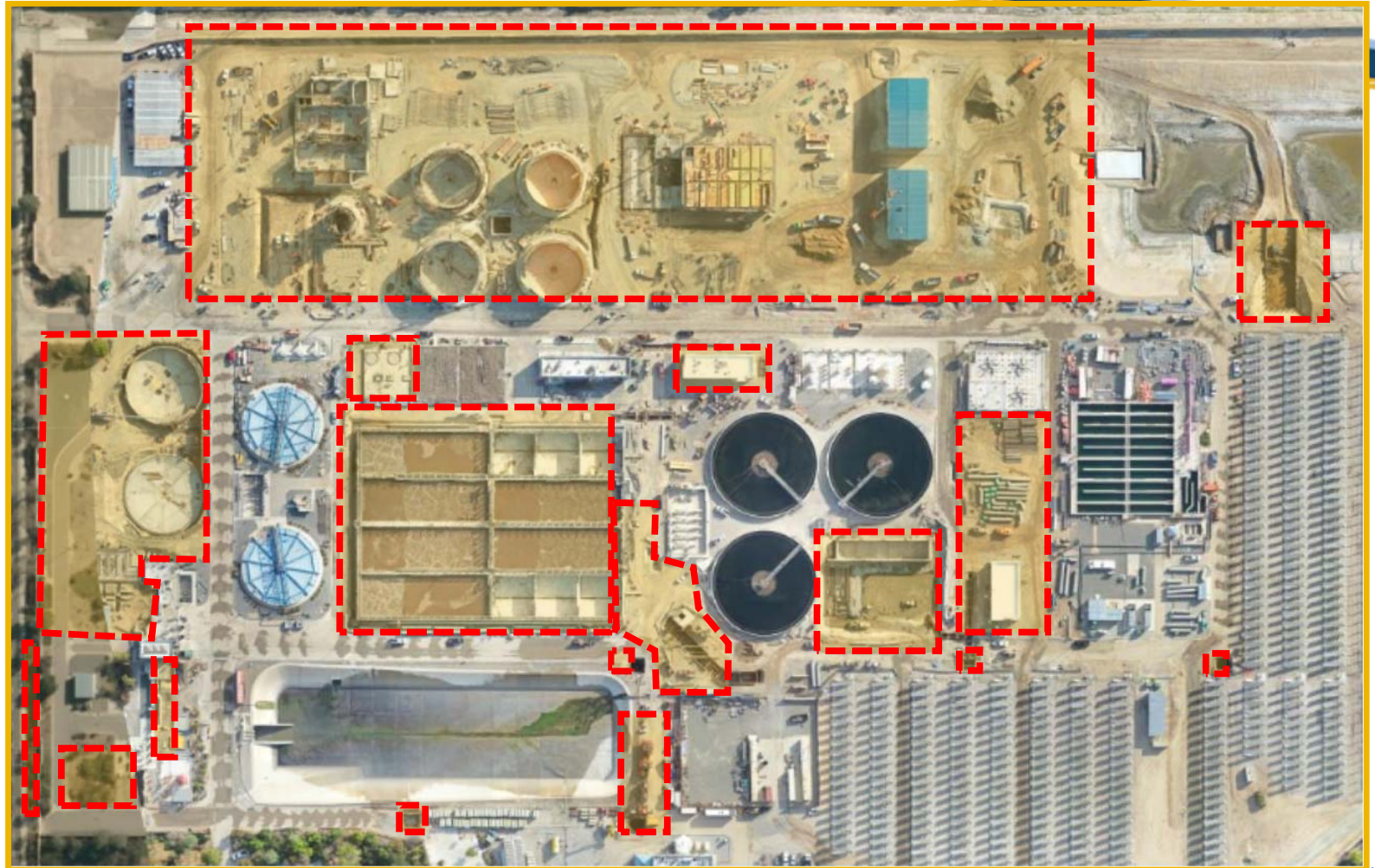
JMO

RP-5: Project Status Changes

	Amount	Quantity
Original Contract	\$329,982,900	
Change Order (CO)	\$ 1,837,554	63
Request For Deviation (RFD)	\$ 3,411,302	151
Changes Total (CO+RFD)	\$5,248,856	214
% Change of Contract	1.6%	
% of Contingency	15.9%	

RP-5: Major Activity Areas

- Construction Staff**
- WML Craft: 177
 - WML Project: 34
 - IEUA & CM: 16
 - Total: 227



RP-5: Major Activities



Influent Pump Station

RP-5: Major Activities



Influent Pump Station Bypass Valve Install

RP-5: Major Activities




Influent Pump Station Bypass Valve Install

RP-5: Major Activities



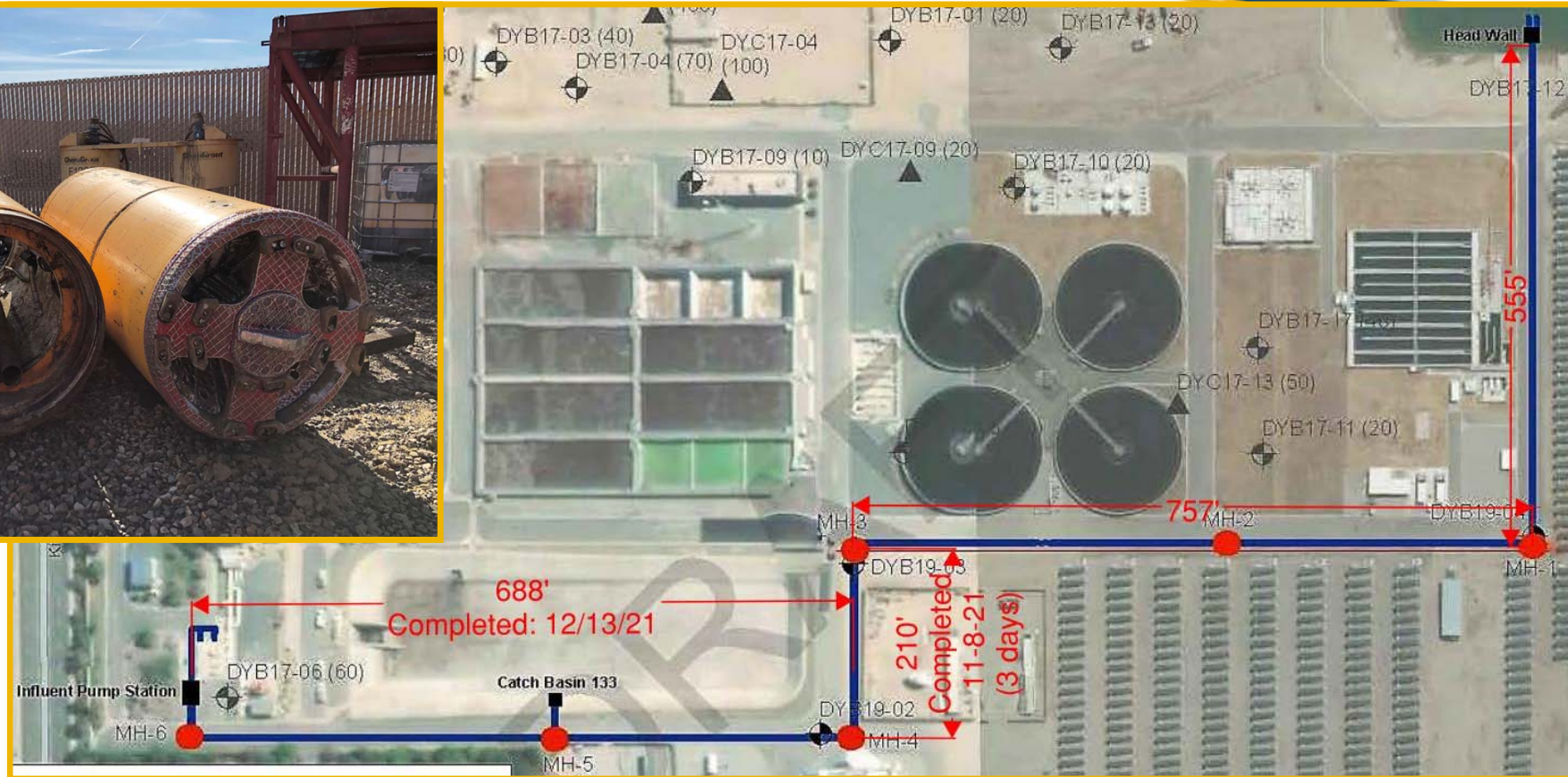
Primary Clarifiers

RP-5: Major Activities



Primary Clarifiers


RP-5: Major Activities



Micro-tunneling

(Overflow pipeline from Influent Pump Station to the Emergency Overflow Pond)

RP-5: Major Activities



Micro-tunneling

(Overflow pipeline from Influent Pump Station to the Emergency Overflow Pond)

RP-5: Major Activities



Membrane Bioreactor (MBR) Phase 1

RP-5: Major Activities



Acid Phase Digester

Thickening Building

Gas Phase Digesters

RP-5: Major Activities





Thickening Building

RP-5: Major Activities



Gas Phase Digesters

RP-5: Major Activities




Gas Phase Digesters

RP-5: Major Activities




Dewatering Building

RP-5: Major Activities



Emergency Overflow Pond Pump Station

RP-5: Major Activities



Chlorine Contact Basin Out of Compliance Pump Bypass

RP-5: Major Activities



Aeration Basin (Temporary Mix Liquor Return Pumps)



Questions?

**INFORMATION
ITEM**

3J



2nd Quarter Strategic Planning & Resources Update


Eddie Lin, P.E.
Senior Engineer
January 2022

Topics

- Regulatory Compliance
- Hydraulic Control Mitigation Plan Update
- Recycled Water Rate Study

Regulatory Compliance

- Air Quality Management District
 - 100% Compliance
- Regional Water Quality Control Board
 - Chronic Toxicity – Survival and Reproduction (RP-1)
 - 85 gallons Sanitary Sewer Overflow (SSO) Category 3 (October 23, 2021)
 - Cucamonga Trunk on Haven Ave north of Jurupa Street
- Pretreatment & Source Control
 - Regional Sewerage System
 - Issued 10 Permits and 5 Notices of Violation (4 NOVs resolved)
 - Non-Reclaimable Wastewater System/Brine Line
 - Issued 3 Permits and 3 Notices of Violation (2 NOVs resolved)
- Division of Drinking Water
 - Chino Desalter Authority (CDA 1) 100% compliance
 - Groundwater Recharge
 - PFOA Notification Level (NL) exceedance
 - 1,2,3-Trichloropropane (1,2,3-TCP) Maximum Contaminant Level (MCL) exceedance



Hydraulic Control Mitigation Plan Update

- Joint effort between IEUA and CBWM
- Required by the Regional Water Quality Control Board and Maximum Benefit Commitments
- Demonstrate how to address the mitigation for any temporary loss of hydraulic control
 - Potential challenges for maintaining hydraulic control
 - Modeling & analysis
 - Proposed flexible definitions for de minimis outflows and operational flexibility
- Scheduled for completion by Summer 2022

Recycled Water Rate Study Goals

- Financial Resilience
 - Promote the resiliency and sustainability of the recycled water and recharge program
- Proportionality
 - Appropriately recover costs based on the services provided, equity, and affordability
- Collaboration
 - Employ an open, collaborative, and transparent public process
- Compliance with California Law
 - Ensure that rates adhere to State legal requirements.

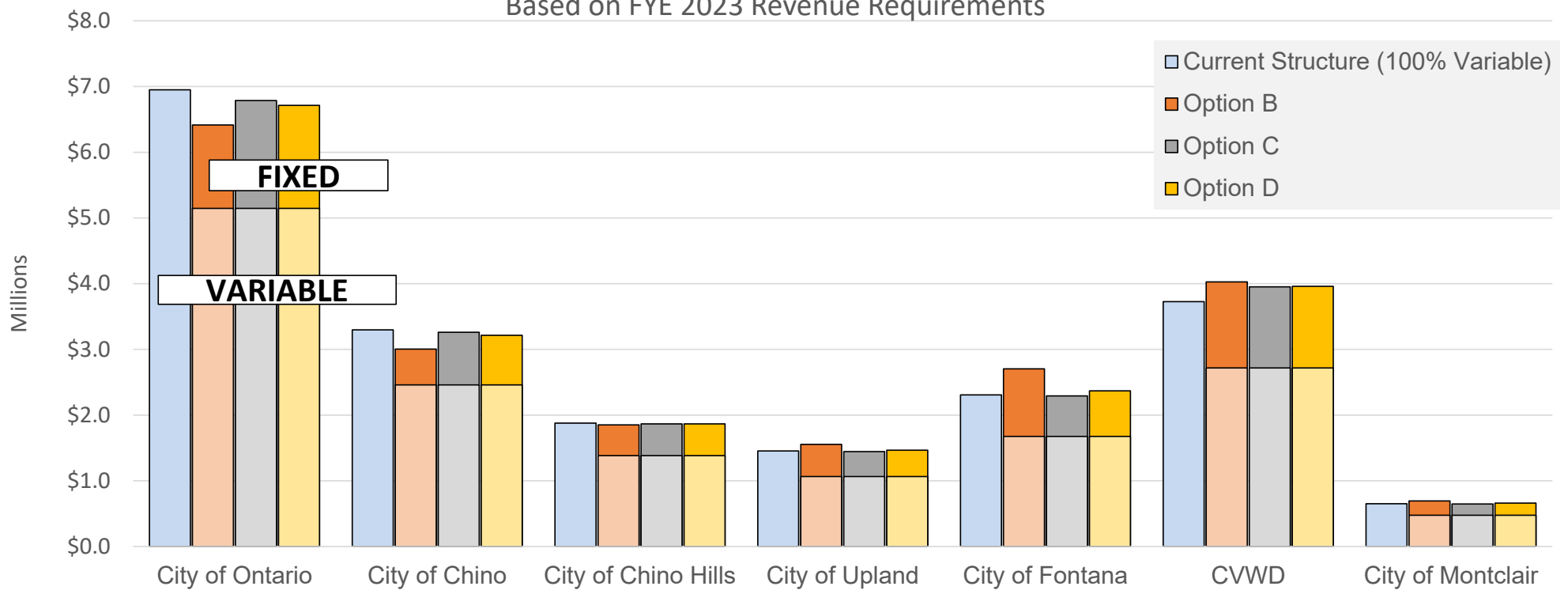
Recycled Water Rate Study

Fixed Cost Recovery

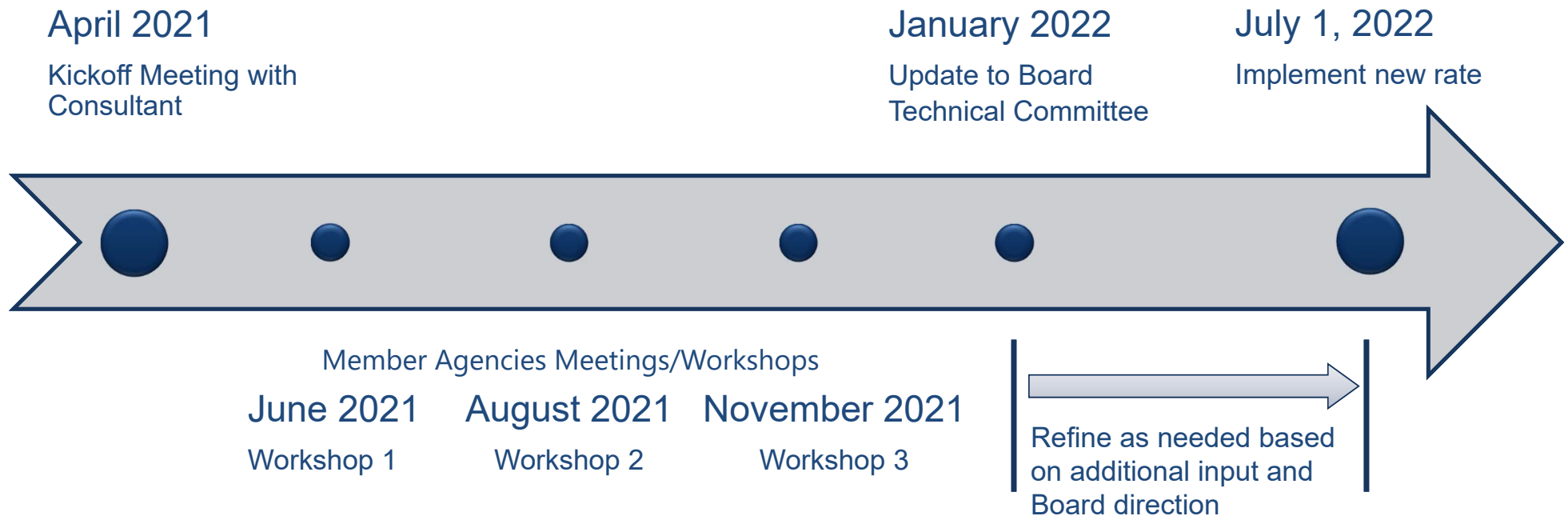
- Developing fixed cost recovery structure
 - Projected recycled water supply:
 - 56,000 acre-ft per year
 - Projected demand assumptions:
 - Direct use = 18,000 acre-ft per year
 - Recharge = 16,000 acre-ft per year
- Seven rate structures considered, narrowed down to three
 - Option B: Fixed charge based on Equivalent Dwelling Units (EDUs)
 - Option C: Fixed charge based on 3-year rolling average demands
 - Option D: Fixed charge based on 3-year rolling average (direct) and EDUs (recharge)

Recycled Water Rate Study Structure Options

Recycled Water Revenues by Agency
Based on FYE 2023 Revenue Requirements



Recycled Water Rate Study Milestones



INFORMATION
ITEM

3K

Date: January 19, 2022

ADD

To: The Honorable Board of Directors

From: Shivaji Deshmukh, General Manager

Committee:

Executive Contact: Javier Chagoyen-Lazaro, Acting Exec Manager of Finance & Admin/AGM

Subject: Treasurer's Report of Financial Affairs

Executive Summary:

The Treasurer's Report of Financial Affairs for the month ended November 30, 2021 is submitted in a format consistent with the State requirements.

For the month of November 2021, total cash, investments, and restricted deposits of \$493,199,402 reflects a decrease of \$19,977,353 compared to the total of \$513,176,755 reported for October 2021. The decrease can be primarily attributed to construction payments, the annual CalPERS Unfunded Pension Liability contribution, and debt service payments for the 2017A Bonds and 2020B Revenue Notes.

The average days cash on hand decreased from 208 days to 207 days for the month of November 2021. The reduction of the overall cash and investments was mostly driven by the decrease in unrestricted deposits which are not included in the days of cash on hand calculation.

The unrestricted Agency investment portfolio yield in November 2021 was 0.832 percent, a slight decrease of 0.020 percent compared to the October 2021 yield of 0.852 percent. The change in yield is attributed to a slight decrease in earnings yield of managed investments.

Staff's Recommendation:

The Treasurer's Report of Financial Affairs for the month ended November 30, 2021 is an information item for the Board of Director's review.

Budget Impact *Budgeted (Y/N):* N *Amendment (Y/N):* N *Amount for Requested Approval:*

Account/Project Name:

Fiscal Impact (explain if not budgeted):

Interest earned on the Agency's investment portfolio increases the Agency's overall reserves.

Prior Board Action:

On December 8, 2021 the Board of Directors received the Treasurer's Report of Financial Affairs for the month ended October 31, 2021.

Environmental Determination:

Not Applicable

Business Goal:

The Treasurer's Report of Financial Affairs is consistent with the Agency's Business Goal of Fiscal Responsibility in providing financial reporting that accounts for cash and investment activities to fund operating requirements and to optimize investment earnings.

Attachments:

Attachment 1 - Background

Attachment 2 - PowerPoint

Attachment 3 - Treasurer's Report of Financial Affairs

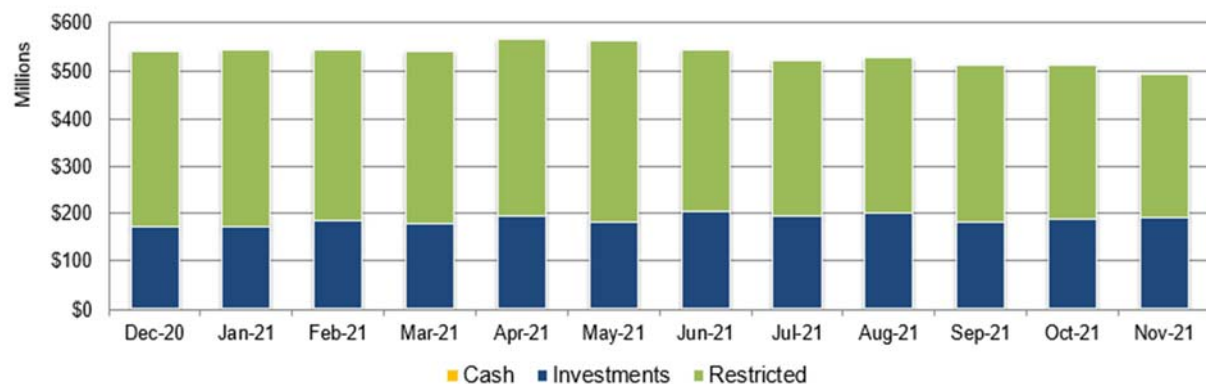
Background

Subject: Treasurer's Report of Financial Affairs

The Treasurer's Report of Financial Affairs for the month ended November 30, 2021 is submitted in a format consistent with State requirements. The monthly report denotes investment transactions that have been executed in accordance with the Agency's Investment Policy (Resolution No. 2021-4-2).

Agency total cash, investments, and restricted deposits for the month of November 2021 was \$493.2 million, a decrease of \$19.9 million compared to the \$513.1 million reported for the month ended October 2021. The decrease can be primarily attributed to higher construction payments, annual contribution to CalPERS to reduce the Unfunded Accrued Liability, and debt service payments for the 2017A Bonds and 2020B Revenue Notes.

Figure 1: Cash, Investments, and Restricted Deposits



One of the securities held in the Agency's portfolio, Walt Disney Company Corporate Notes, maturing on March 4, 2022, is rated by Standard & Poor's as BBB+. The security remains in compliance with the Agency's Investment Policy and the California Government Code, as it is still rated "A2" by Moody's and "A-" by Fitch.

PFM will continue to focus on investment discipline and maintaining a neutral duration strategy to ensure current investments align with the Agency's Investment Policy's goals of preservation of capital in the overall portfolio, provide sufficient liquidity to meet to operating requirements, and attain a market rate of return throughout budgetary and economic cycles.

Table 1 represents the unrestricted Agency investment portfolio by authorized investment and duration with a total portfolio amount of \$189.1 million. The Agency portfolio excludes cash and restricted deposits in the amount of \$304.1 million held by member agencies and with fiscal agents, including \$175.2 million in capitalized interest and debt proceeds for the RP-5 Expansion Project.

Table 1: Agency Portfolio

Authorized Investments	Allowable Threshold (\$ million or %)	Investment Value as of November 30, 2021 (\$ million)				Average Yield %	Portfolio% (Unrestricted)
		Under 1 Year	1-3 Years	Over 3 Years	Total		
LAIF*- Unrestricted	\$75	\$55.1	\$0.0	\$0.0	\$55.1	0.203%	29.15%
CAMP** – Unrestricted	n/a	2.6			2.6	0.050%	1.36%
CBB*** – Sweep	40%	18.4			18.4	0.100%	9.71%
Sub-Total Agency Managed		\$76.1	\$0.0	\$0.0	\$76.1	0.173%	40.22%
Brokered Cert. of Deposit	30%	\$2.4	\$0.7	\$0.0	\$3.1	1.304%	1.66%
Medium Term Notes	30%	4.8	9.0	4.9	18.7	2.047%	9.87%
Municipal Bonds	10%		0.5	1.6	2.1	0.986%	1.13%
Supranational Bonds	20%		1.7		1.7	0.520%	0.88%
US Treasury Notes	n/a	2.4	27.2	26.1	55.7	1.219%	29.49%
US Gov't Securities	n/a	2.6	13.4	15.7	31.7	0.976%	16.75%
Sub-Total PFM Managed		\$12.2	\$52.5	\$48.3	\$113.0	1.27%	59.78%
Total		\$88.3	\$52.5	\$48.3	\$189.1	0.832%	100.0%

*LAIF – Local Agency Investment Fund

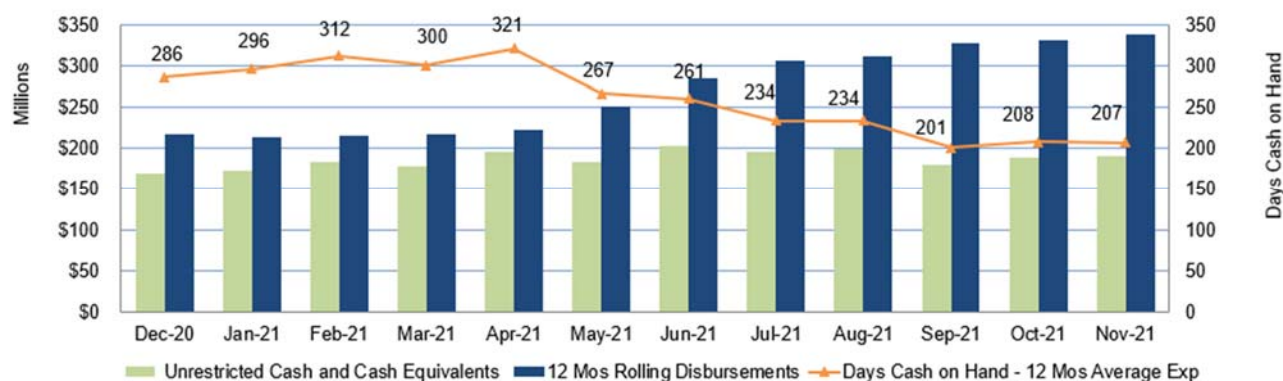
**CAMP – California Asset Management Program

*** CBB – Citizens Business Bank

+/- due to rounding

Average days cash on hand is calculated by using the monthly ending balance of unrestricted cash and cash equivalents divided by disbursements associated with operating expenses, debt service costs, and capital expenditures. The average days cash on hand decreased from 208 days to 207 days for the month of November 2021 as shown in Figure 2. The reduction of the overall cash position was mostly driven by the decrease in unrestricted deposits which are not included in the days of cash on hand calculation.

Figure 2: Days Cash on Hand – 12 Month Rolling Average



Monthly cash and investment summaries are available on the Agency's website at:

<https://www.ieua.org/read-our-reports/cash-and-investment/>



Treasurer's Report of Financial Affairs for Month Ended November 30, 2021

Javier Chagoyen-Lazaro

Acting Executive Manager of Finance and Accounting

January 2022

Agency Liquidity

- Decrease in total investments, cash, and restricted deposits due to higher construction payments and the additional annual contribution to CalPERS to reduce the Unfunded Accrued Liability
- Decrease in overall yield is attributed to changes in earnings yield for managed investment

Description	November \$ Millions	October \$ Millions	Increase / (Decrease) \$ Millions
Investment Portfolio	\$189.1	\$187.5	\$1.6
Cash and Restricted Deposits	\$304.1	\$325.6	(\$21.5)
Total Investments, Cash, and Restricted Deposits	\$493.2	\$513.1	(\$19.9)
Investment Portfolio Yield	0.832%	0.852%	(0.020%)
Weighted Average Duration (Years)	1.43	1.46	(0.03)
Average Cash on Hand (Days)	207	208	(1)

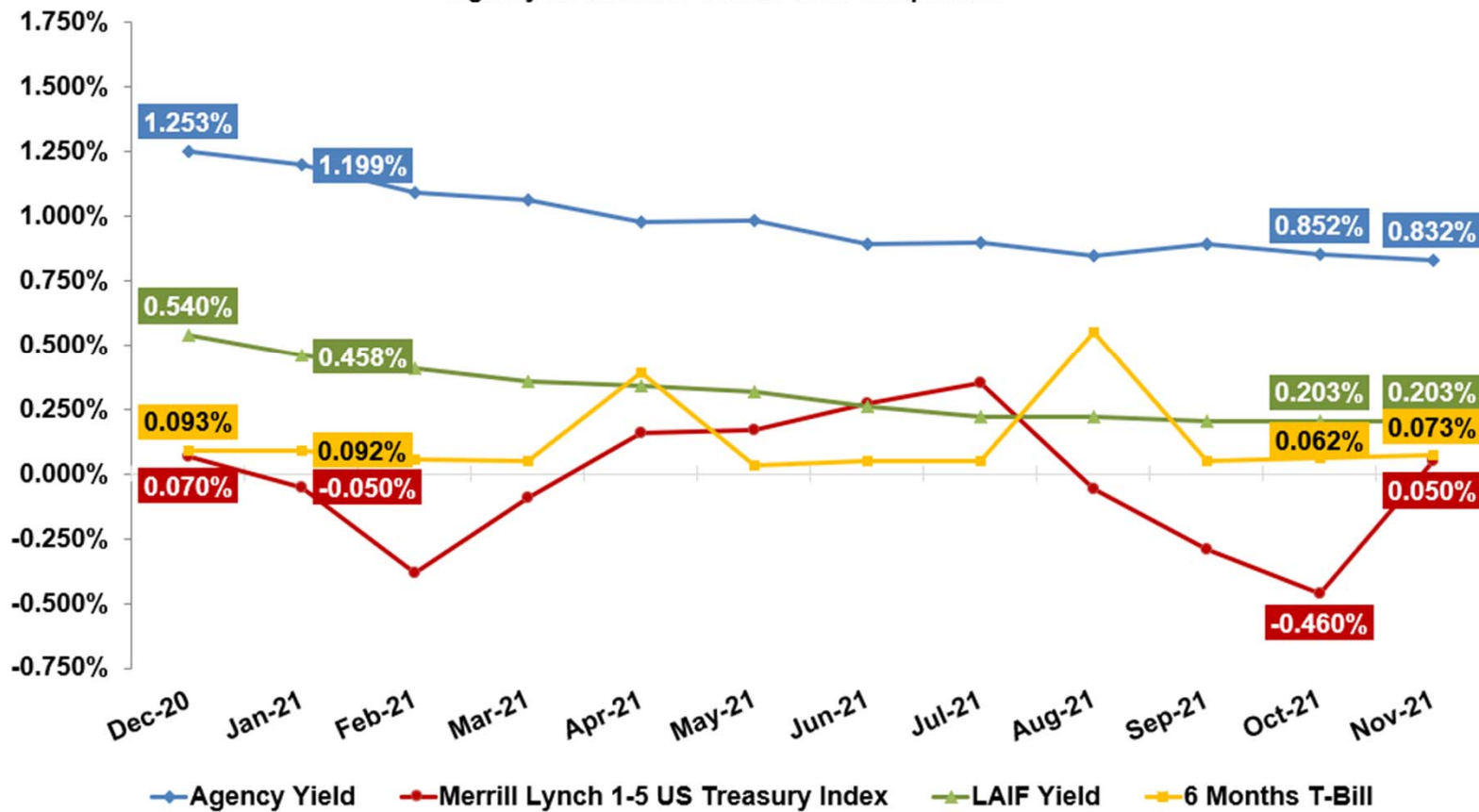
Monthly cash and investment summaries available at: <https://www.ieua.org/read-our-reports/cash-and-investment/>

Agency Investment Position

Authorized Investments	Allowable Threshold (\$ million or %)	Under 1 Year	1 – 3 Years	Over 3 Years	Total	Average Yield %	Portfolio % (Unrestricted)
Local Agency Investment Fund	\$75	\$55.1	\$0.0	\$0.0	\$55.1	0.203%	29.15%
California Asset Management Program	n/a	2.6			2.6	0.050%	1.36%
Citizens Business Bank – Sweep	40%	18.4			18.4	0.100%	9.71%
Sub-Total Agency Managed		\$76.1	\$0.0	\$0.0	\$76.1	0.173%	40.22%
Brokered Certificates of Deposit (CD)	30%	\$2.4	\$0.7	\$0.0	\$3.1	1.304%	1.66%
Medium Term Notes	30%	4.8	9.0	4.9	18.7	2.047%	9.87%
Municipal Bonds	10%		0.5	1.6	2.1	0.986%	1.13%
Supranational Bonds	20%		1.7		1.7	0.520%	0.88%
US Treasury Notes	n/a	2.4	27.2	26.1	55.7	1.219%	29.49%
US Government Securities	n/a	2.6	13.4	15.7	31.7	0.976%	16.75%
Sub-Total PFM Managed		\$12.2	\$52.5	\$48.3	\$113.0	1.27%	59.78%
Total		\$88.3	\$52.5	\$48.3	\$189.1	0.832%	100.0%

Portfolio Yield Comparison

Inland Empire Utilities Agency
Treasurer's Report of Financial Affairs
Month Ended November 30, 2021
Agency Investment Portfolio Yield Comparison





909-993-1675



jchagoyen@ieua.org



www.ieua.org



6075 Kimball Ave.
Chino, CA 91708



@IEUAWater

TREASURER'S REPORT OF FINANCIAL AFFAIRS

For the Month Ended November 30, 2021



All investment transactions have been executed in accordance with the criteria stated in the Agency's Investment Policy (Resolution No. 2021-4-2) adopted by the Inland Empire Utilities Agency's Board of Directors during its regular meeting held on April 21, 2021.

The funds anticipated to be available during the next six-month period are expected to be sufficient to meet all foreseen expenditures during the period.

* A Municipal Water District

INLAND EMPIRE UTILITIES AGENCY
Cash and Investment Summary

Month Ended
November 30, 2021

	November	October	Variance
<u>Cash, Bank Deposits, and Bank Investment Accounts</u>	\$2,494,173	\$1,797,430	\$696,743
<u>Investments</u>			
Agency Managed			
Citizens Business Bank (CBB) Repurchase (Sweep)	\$18,366,062	\$17,594,852	\$771,210
Local Agency Investment Fund (LAIF)	55,130,196	55,130,196	-
California Asset Management Program (CAMP)	2,559,090	2,558,983	107
Total Agency Managed Investments	76,055,348	75,284,031	\$771,317
PFM Managed			
Certificates of Deposit	\$3,140,000	\$3,140,000	\$0
Municipal Bonds	2,141,242	2,141,271	(29)
Supra-National Agency Bonds	1,668,842	1,668,808	34
Medium Term Notes	18,658,540	18,662,276	(3,736)
U.S. Treasury Notes	55,765,935	54,964,447	801,488
U.S. Government Sponsored Entities	31,684,187	31,684,797	(610)
Total PFM Managed Investments	113,058,746	112,261,599	\$797,147
Total Investments	\$189,114,094	\$187,545,630	\$1,568,464
Total Cash and Investments Available to the Agency	\$191,608,267	\$189,343,060	\$2,265,207
<u>Restricted Deposits</u>			
CAMP Water Connection Reserve	\$22,157,076	\$26,209,988	(\$4,052,912)
LAIF Self Insurance Reserve	6,433,546	6,433,546	-
Bond and Note Accounts	26,932,112	34,523,068	(7,590,956)
2020B Construction Accounts	149,503,674	149,503,237	437
Capital Capacity Reimbursement Account (CCRA) Deposits Held by Member Agencies**	68,587,217	79,253,383	(10,666,166)
California Employers' Retirement Benefit Trust Account - CERBT (Other Post Employment Benefits - OPEB)	23,256,228	23,564,522	(308,294)
Escrow Deposits	4,721,282	4,345,951	375,331
Total Restricted Deposits	\$301,591,135	\$323,833,695	(\$22,242,560)
<u>Total Cash, Investments, and Restricted Deposits</u>	\$493,199,402	\$513,176,755	(\$19,977,353)

**Total reported as of October 2021 net of capital call receipts

INLAND EMPIRE UTILITIES AGENCY
Cash and Investment Summary

Month Ended
November 30, 2021

Cash, Bank Deposits, and Bank Investment Accounts

CBB Demand Account (Negative balance offset by CBB Sweep Balance)	\$1,843,536
CBB Payroll Account	-
CBB Workers' Compensation Account	106,088
Subtotal Demand Deposits	<u>\$1,949,624</u>

Other Cash and Bank Accounts

Petty Cash	\$2,250
Subtotal Other Cash	<u>\$2,250</u>

US Bank Pre-Investment Money Market Account

\$542,299

Total Cash and Bank Accounts

\$2,494,173

Unrestricted Investments

CBB Repurchase (Sweep) Investments

Fannie Mae (FNMA)	\$18,366,062
Subtotal CBB Repurchase (Sweep)	<u>\$18,366,062</u>

Local Agency Investment Fund (LAIF)

LAIF Fund	\$55,130,196
Subtotal Local Agency Investment Fund	<u>\$55,130,196</u>

California Asset Management Program (CAMP)

Short Term	\$2,559,090
Subtotal CAMP	<u>\$2,559,090</u>

Subtotal Agency Managed Investment Accounts

\$76,055,348

Brokered Certificates of Deposit

Brokered Certificates of Deposit	\$3,140,000
Subtotal Brokered Certificates of Deposit	<u>\$3,140,000</u>

INLAND EMPIRE UTILITIES AGENCY
Cash and Investment Summary

Month Ended
November 30, 2021

Unrestricted Investments Continued

Supra-National Agency Bonds

Inter-American Development Bank Notes	\$1,668,842
Subtotal Supra-National Agency Bonds	<u>\$1,668,842</u>

Municipal Bonds

Subtotal State and Local Municipal Bonds	\$2,141,242
Subtotal State and Municipal Bonds	<u>\$2,141,242</u>

Medium Term Notes

Bank of NY Mellon	\$1,398,585
American Express	799,056
Walt Disney Company	813,929
Paccar Financial Corp	929,927
Visa Inc	819,710
Amazon Inc	932,137
Burlington North Santa Fe Corp	797,592
Bank of NY Mellon	1,379,155
Apple Inc. Corp.	564,262
UnitedHealth Group Inc	735,075
Pfizer Inc	1,267,431
Amazon Com. Inc.	559,334
Walmart Inc	1,451,629
JP Morgan Chase	570,000
Bank of America	725,000
Johnson & Johnson	1,456,144
Toyota Motor	317,089
Toyota Motor	427,818
Novartis Capital	1,458,790
JP Morgan Chase	555,000
JP Morgan Chase	355,000
Bristol Myers	345,877
Subtotal Medium Term Notes	<u>\$18,658,540</u>

INLAND EMPIRE UTILITIES AGENCY
Cash and Investment Summary

Month Ended
November 30, 2021

U.S. Treasury Notes

Treasury Note	\$55,765,935
Subtotal U.S. Treasury Notes	<u>\$55,765,935</u>

Unrestricted Investments Continued

U.S. Government Sponsored Entities

Fannie Mae Bank	\$18,729,857
Freddie Mac Bank	7,933,210
Federal Home Loan Bank	<u>5,021,120</u>
Subtotal U.S. Government Sponsored Entities	<u>\$31,684,187</u>

Subtotal PFM Managed Investment Accounts	<u>\$113,058,746</u>
---	-----------------------------

<i>Total Investments</i>	<u>\$189,114,094</u>
---------------------------------	-----------------------------

Restricted Deposits

Investment Pool Accounts

CAMP - Water Connection Reserves	\$22,157,076
LAIF - Self Insurance Fund Reserves	<u>6,433,546</u>
Subtotal Investment Pool Accounts	\$28,590,622

Bond and Note Accounts

2017A Debt Service Accounts	\$432
2020A Debt Service Accounts	1,191,125
2020B Debt Service Accounts	36
2020B Capitalized Interest	<u>25,740,519</u>
Subtotal Bond and Note Accounts	\$26,932,112

2020B Construction Project Accounts

LAIF Construction Project Accounts	\$138,985,640
CAMP Construction Project Accounts	<u>10,518,034</u>
Subtotal 2020B Construction Project Accounts	\$149,503,674

INLAND EMPIRE UTILITIES AGENCY
Cash and Investment Summary

Month Ended
November 30, 2021

Restricted Deposits Continued

CCRA Deposits Held by Member Agencies

City of Chino	\$9,355,381
Cucamonga Valley Water District	9,590,152
City of Fontana	15,087,046
City of Montclair	1,808,363
City of Ontario	25,263,041
City of Chino Hills	3,568,291
City of Upland	3,914,943
Subtotal CCRA Deposits Held by Member Agencies**	<u>\$68,587,217</u>

***Total reported as of October 2021 net of capital call receipts*

CalPERS

CERBT Account (OPEB)	<u>\$23,256,228</u>
Subtotal CalPERS Accounts	<u>\$23,256,228</u>

Escrow Deposits

Genesis Construction	\$158,390
W.M. Lyles Construction	4,562,892
Subtotal Escrow Deposits	<u>\$4,721,282</u>

Total Restricted Deposits

\$301,591,135

Total Cash, Investments, and Restricted Deposits as of November 30, 2021

\$493,199,402

Total Cash, Investments, and Restricted Deposits as of 11/30/2021

\$493,199,402

Less: Total Cash, Investments, and Restricted Deposits as of 10/31/2021

513,176,755

Total Monthly Increase (Decrease)

(\$19,977,353)

INLAND EMPIRE UTILITIES AGENCY

Cash and Investment Summary

Month Ended
November 30, 2021

Settlement Date	Credit Rating @ Purchase Date		Par	Cost Basis	Term	November	% Coupon	% Yield to Maturity	Maturity	Market
	S&P	Moody's	Amount	Amount	(Days)	Value			Date	Value

Cash, Bank Deposits, and Bank Investment Accounts

Citizens Business Bank (CBB)

Demand Account			\$1,843,536	\$1,843,536	N/A	\$1,843,536		N/A	N/A	\$1,843,536
Payroll Checking			0	0	N/A	0		N/A	N/A	0
Workers' Compensation Account			106,088	106,088	N/A	106,088		N/A	N/A	106,088
Subtotal CBB Accounts			<u>\$1,949,624</u>	<u>\$1,949,624</u>		<u>\$1,949,624</u>				<u>\$1,949,624</u>

US Bank (USB)

Custodial Money Market (<i>Investment Mgmt.</i>)			\$166,492	\$166,492	N/A	\$166,492		0.01%	N/A	\$166,492
Custodial Money Market (<i>Debt Service</i>)			375,807	375,807	N/A	375,807		0.01%	N/A	375,807
Subtotal USB Account			<u>\$542,299</u>	<u>\$542,299</u>		<u>\$542,299</u>		0.01%		<u>\$542,299</u>

Petty Cash

			<u>\$2,250</u>	<u>\$2,250</u>	N/A	<u>\$2,250</u>		N/A	N/A	<u>\$2,250</u>
--	--	--	----------------	----------------	-----	----------------	--	-----	-----	----------------

Total Cash, Bank Deposits and Bank Investment Accounts

			<u>\$2,494,173</u>	<u>\$2,494,173</u>		<u>\$2,494,173</u>				<u>\$2,494,173</u>
--	--	--	---------------------------	---------------------------	--	---------------------------	--	--	--	---------------------------

Investments

CBB Daily Repurchase (Sweep) Accounts

Fannie Mae (FNMA)			<u>\$18,366,062</u>	<u>\$18,366,062</u>	N/A	<u>\$18,366,062</u>		0.10%	N/A	<u>\$18,366,062</u>
Subtotal CBB Repurchase Accounts			<u>\$18,366,062</u>	<u>\$18,366,062</u>		<u>\$18,366,062</u>		0.10%		<u>\$18,366,062</u>

LAIF Accounts

Non-Restricted Funds			<u>\$55,130,196</u>	<u>\$55,130,196</u>	N/A	<u>\$55,130,196</u>		0.203%	N/A	<u>\$55,130,196</u>
Subtotal LAIF Accounts			<u>\$55,130,196</u>	<u>\$55,130,196</u>		<u>\$55,130,196</u>		0.203%		<u>\$55,130,196</u>

CAMP Accounts

Non-Restricted Funds			<u>\$2,559,090</u>	<u>\$2,559,090</u>	N/A	<u>\$2,559,090</u>		0.05%	N/A	<u>\$2,559,090</u>
Subtotal CAMP Accounts			<u>\$2,559,090</u>	<u>\$2,559,090</u>		<u>\$2,559,090</u>		0.05%		<u>\$2,559,090</u>

Subtotal Agency Managed Investment Accounts

			<u>\$76,055,348</u>	<u>\$76,055,348</u>		<u>\$76,055,348</u>		<u>0.17%</u>		<u>\$76,055,348</u>
--	--	--	----------------------------	----------------------------	--	----------------------------	--	---------------------	--	----------------------------

Brokered Certificates of Deposit (CDs)

Societe Generale NY	02/14/20	A-1	P-1	\$935,000	\$935,000	731	\$935,000	1.80%	1.80%	02/14/22	\$937,496
Sumitomo Mitsui Bank	07/14/20	A-1	P-1	745,000	745,000	724	745,000	0.70%	0.70%	07/08/22	746,784
DNB Bank ASA NY	12/06/19	AA-	Aa2	715,000	715,000	1092	715,000	2.04%	2.03%	12/02/22	726,429
Credit Suisse NY	08/07/20	A+	A1	<u>745,000</u>	<u>745,000</u>	724	<u>745,000</u>	0.52%	0.59%	03/17/23	<u>746,194</u>
Subtotal Brokered CDs				<u>\$3,140,000</u>	<u>\$3,140,000</u>		<u>\$3,140,000</u>		1.30%		<u>\$3,156,903</u>

INLAND EMPIRE UTILITIES AGENCY

Cash and Investment Summary

Month Ended
November 30, 2021

	Settlement Date	Credit Rating @ Purchase Date		Par	Cost Basis	Term	November	% Coupon	% Yield to Maturity	Maturity	Market
		S&P	Moody's	Amount	Amount	(Days)	Value			Date	Value
Investments (continued)											
US Treasury Note											
US Treasury Note	05/04/18	AA+	Aaa	\$894,000	\$864,177	1641	\$887,930	2.000%	2.80%	10/31/22	\$908,388
US Treasury Note	06/21/21	AA+	Aaa	1,520,000	1,518,694	527	1,519,098	0.125%	0.18%	11/30/22	1,518,100
US Treasury Note	10/04/18	AA+	Aaa	1,040,000	990,356	1580	1,026,615	1.750%	2.93%	01/31/23	1,057,388
US Treasury Note	07/05/18	AA+	Aaa	310,000	293,289	1699	305,535	1.500%	2.74%	02/28/23	314,553
US Treasury Note	02/12/19	AA+	Aaa	1,235,000	1,189,508	1508	1,220,369	1.50%	2.44%	03/31/23	1,253,911
US Treasury Note	06/21/21	AA+	Aaa	1,880,000	1,875,300	709	1,876,380	0.13%	0.25%	05/31/23	1,871,775
US Treasury Note	01/24/19	AA+	Aaa	2,000,000	1,899,453	1618	1,964,206	1.38%	2.58%	06/30/23	2,030,000
US Treasury Note	02/12/19	AA+	Aaa	1,260,000	1,196,951	1630	1,236,521	1.25%	2.44%	07/31/23	1,276,734
US Treasury Note	05/03/19	AA+	Aaa	650,000	667,088	1611	657,085	2.88%	2.25%	09/30/23	677,930
US Treasury Note	06/21/21	AA+	Aaa	1,875,000	1,870,898	877	1,871,661	0.25%	0.34%	11/15/23	1,864,160
US Treasury Note	03/08/19	AA+	Aaa	3,450,000	3,484,904	1713	3,464,549	2.75%	2.52%	11/15/23	3,597,703
US Treasury Note	01/09/19	AA+	Aaa	2,525,000	2,479,826	1786	2,506,561	2.13%	2.52%	11/30/23	2,603,512
US Treasury Note	02/04/21	AA+	Aaa	990,000	988,608	1044	989,008	0.13%	0.17%	12/15/23	980,719
US Treasury Note	01/31/19	AA+	Aaa	120,000	120,356	1813	120,151	2.63%	2.56%	12/31/23	125,025
US Treasury Note	07/12/21	AA+	Aaa	810,000	806,235	917	806,818	0.13%	0.31%	01/15/24	801,647
US Treasury Note	08/12/21	AA+	Aaa	675,000	709,778	962	705,632	2.38%	0.35%	02/29/24	700,945
US Treasury Note	06/04/19	AA+	Aaa	2,345,000	2,355,534	1792	2,350,179	2.00%	1.90%	04/30/24	2,418,281
US Treasury Note	06/21/21	AA+	Aaa	210,000	208,679	1059	208,883	0.25%	0.47%	05/15/24	207,638
US Treasury Note	07/03/19	AA+	Aaa	575,000	580,930	1824	578,062	2.00%	1.78%	06/30/24	593,508
US Treasury Note	08/09/18	AA+	Aaa	1,000,000	1,016,172	1818	1,008,655	2.13%	1.78%	07/31/24	1,035,938
US Treasury Note	10/03/19	AA+	Aaa	1,310,000	1,349,146	1824	1,332,192	2.13%	1.50%	09/30/24	1,358,511
US Treasury Note	11/05/19	AA+	Aaa	595,000	614,454	1822	606,371	2.25%	1.57%	10/31/24	619,358
US Treasury Note	07/01/20	AA+	Aaa	510,000	521,814	1789	517,231	2.13%	1.63%	11/30/24	529,284
US Treasury Note	06/21/21	AA+	Aaa	1,820,000	1,876,875	1273	1,869,506	1.50%	0.58%	11/30/24	1,854,978
US Treasury Note	05/17/21	AA+	Aaa	340,000	335,232	1475	335,872	0.25%	0.60%	05/31/25	331,500
US Treasury Note	06/21/21	AA+	Aaa	1,900,000	1,866,230	1440	1,870,053	0.25%	0.71%	05/31/25	1,852,500
US Treasury Note	08/04/21	AA+	Aaa	2,050,000	2,027,898	1532	2,029,666	0.25%	0.52%	08/31/25	1,991,703
US Treasury Note	09/28/21	AA+	Aaa	990,000	968,228	1463	969,180	0.25%	0.81%	09/30/25	961,537
US Treasury Note	09/09/21	AA+	Aaa	1,600,000	1,573,125	1463	1,574,630	0.25%	0.67%	09/30/25	1,554,000
US Treasury Note	05/17/21	AA+	Aaa	435,000	427,965	1658	428,805	0.38%	0.74%	11/30/25	423,173
US Treasury Note	06/21/21	AA+	Aaa	1,910,000	1,873,218	1623	1,876,912	0.38%	0.82%	11/30/25	1,858,072
US Treasury Note	11/02/21	AA+	Aaa	2,925,000	2,845,591	1623	2,847,137	0.38%	1.06%	11/30/25	2,845,477
US Treasury Note	01/12/21	AA+	Aaa	815,000	810,034	1814	810,918	0.38%	0.50%	12/31/25	792,333
US Treasury Note	05/07/21	AA+	Aaa	1,780,000	1,751,145	1699	1,754,677	0.38%	0.73%	12/31/25	1,730,494
US Treasury Note	02/26/21	AA+	Aaa	525,000	514,131	1800	515,809	0.38%	0.80%	01/31/26	509,742
US Treasury Note	02/04/21	AA+	Aaa	2,940,000	3,257,428	1822	3,205,162	2.63%	0.43%	01/31/26	3,125,587
US Treasury Note	03/05/21	AA+	Aaa	3,110,000	3,068,088	1821	3,074,325	0.50%	0.78%	02/28/26	3,033,222
US Treasury Note	09/09/21	AA+	Aaa	1,360,000	1,359,469	1666	1,359,495	0.75%	0.76%	03/31/26	1,339,600
US Treasury Note	06/04/21	AA+	Aaa	790,000	788,272	1822	788,443	0.75%	0.79%	05/31/26	777,162
US Treasury Note	06/07/21	AA+	Aaa	825,000	823,131	1819	823,313	0.75%	0.80%	05/31/26	811,594
US Treasury Note	06/21/21	AA+	Aaa	1,885,000	1,871,083	1805	1,872,340	0.75%	0.90%	05/31/26	1,854,369
Subtotal US Treasuries				\$55,779,000	\$55,639,292		\$55,765,935		1.22%		\$55,992,051

INLAND EMPIRE UTILITIES AGENCY

Cash and Investment Summary

Month Ended
November 30, 2021

Settlement Date	Credit Rating @ Purchase Date		Par	Cost Basis	Term	November	% Coupon	% Yield to Maturity	Maturity	Market
	S&P	Moody's	Amount	Amount	(Days)	Value			Date	Value

Investments (continued)

U.S. Government Sponsored Entities

Federal Home Loan Bank	06/19/20	AA+	Aaa	\$1,725,000	\$1,724,552	714	\$1,724,884	0.25%	0.26%	06/03/22	\$1,726,104
Fannie Mae Bond	09/06/19	AA+	Aaa	890,000	886,903	1,096	889,212	1.38%	1.49%	09/06/22	898,304
Federal Home Loan Bank	02/21/20	AA+	Aaa	1,280,000	1,277,645	1,092	1,279,045	1.38%	1.44%	02/17/23	1,296,740
Fannie Mae Bond	05/22/20	AA+	Aaa	1,360,000	1,355,906	365	1,357,992	0.25%	0.35%	05/22/23	1,357,099
Freddie Mac Bond	07/05/18	AA+	Aaa	1,450,000	1,444,461	1,810	1,448,271	2.75%	2.83%	06/19/23	1,502,023
Freddie Mac Bond	06/26/20	AA+	Aaa	1,330,000	1,326,116	1,095	1,327,971	0.25%	0.35%	06/26/23	1,326,360
Fannie Mae Bond	07/10/20	AA+	Aaa	1,875,000	1,870,969	1,095	1,872,843	0.25%	0.32%	07/10/23	1,868,543
Fannie Mae Bond	08/21/20	AA+	Aaa	645,000	645,000	1,092	645,000	0.36%	0.36%	08/18/23	643,168
Freddie Mac Bond	08/21/20	AA+	Aaa	885,000	884,097	1,098	884,481	0.25%	0.28%	08/24/23	881,266
Fannie Mae Bond	12/06/18	AA+	Aaa	855,000	853,273	1,741	854,355	2.88%	2.92%	09/12/23	890,712
Fannie Mae Bond	11/05/18	AA+	Aaa	1,820,000	1,803,274	1,772	1,813,865	2.88%	3.08%	09/12/23	1,896,018
Freddie Mac Bond	12/04/20	AA+	Aaa	805,000	804,203	1,095	804,467	0.25%	0.28%	12/04/23	799,462
Federal Home Loan Bank	01/31/19	AA+	Aaa	870,000	895,642	1,772	880,665	3.38%	2.72%	12/08/23	918,475
Federal Home Loan Bank	02/15/19	AA+	Aaa	190,000	189,327	1,824	189,704	2.50%	2.58%	02/13/24	197,643
Fannie Mae Bond	03/05/20	AA+	Aaa	2,055,000	2,130,234	1,769	2,103,185	1.63%	0.85%	01/07/25	2,099,439
Freddie Mac Bond	02/14/20	AA+	Aaa	1,215,000	1,214,064	1,825	1,214,401	1.50%	1.52%	02/12/25	1,236,538
Federal Home Loan Bank	04/16/20	AA+	Aaa	950,000	945,288	1,824	946,822	0.50%	0.60%	04/14/25	935,364
Fannie Mae Bond	05/26/20	AA+	Aaa	495,000	496,629	1,792	496,125	0.63%	0.56%	04/22/25	489,384
Fannie Mae Bond	04/24/20	AA+	Aaa	1,275,000	1,272,374	1,824	1,273,217	0.63%	0.67%	04/22/25	1,260,535
Fannie Mae Bond	06/05/20	AA+	Aaa	1,425,000	1,432,296	1,782	1,430,069	0.63%	0.52%	04/22/25	1,408,833
Fannie Mae Bond	04/28/20	AA+	Aaa	240,000	241,126	1,716	240,849	0.50%	0.40%	06/17/25	235,536
Fannie Mae Bond	04/28/20	AA+	Aaa	995,000	996,473	1,693	996,125	0.50%	0.47%	06/17/25	976,494
Fannie Mae Bond	08/04/20	AA+	Aaa	1,435,000	1,441,931	1,778	1,440,044	0.50%	0.40%	06/17/25	1,408,310
Fannie Mae Bond	06/19/20	AA+	Aaa	1,480,000	1,476,936	1,824	1,477,827	0.50%	0.54%	06/17/25	1,452,473
Freddie Mac Bond	07/23/20	AA+	Aaa	895,000	890,543	1,824	891,755	0.38%	0.48%	07/21/25	875,172
Fannie Mae Bond	08/27/20	AA+	Aaa	950,000	945,554	1,824	946,678	0.38%	0.47%	08/25/25	927,732
Freddie Mac Bond	09/25/20	AA+	Aaa	1,365,000	1,360,891	1,824	1,361,864	0.38%	0.44%	09/23/25	1,331,346
Fannie Mae Bond	11/12/20	AA+	Aaa	895,000	891,796	1,821	892,471	0.50%	0.57%	11/07/25	875,862
Subtotal U.S. Gov't Sponsored Entities				\$31,650,000	\$31,697,503		\$31,684,187		0.98%		\$31,714,935
<u>Supra-National Agency Bond</u>											
Inter-American Development Bank Notes	09/23/21	AAA	Aaa	\$1,670,000	\$1,668,764	1,461	\$1,668,842	0.50%	0.52%	09/23/24	\$1,649,873
Subtotal Supra-National Agency Bond				\$1,670,000	\$1,668,764		\$1,668,842		0.52%		\$1,649,873

INLAND EMPIRE UTILITIES AGENCY

Cash and Investment Summary

Month Ended
November 30, 2021

	Settlement Date	Credit Rating @ Purchase Date		Par	Cost Basis	Term	November	% Coupon	% Yield to Maturity	Maturity	Market
		S&P	Moody's	Amount	Amount	(Days)	Value			Date	Value
<u>Investments (continued)</u>											
<u>Municipal Bonds</u>											
CA State Earthquake Authority Taxable Rev	11/24/20	NR	NR	\$195,000	\$195,000	949	\$195,000	1.48%	1.48%	07/01/23	\$197,482
Maryland State GO Bond	08/05/20	AAA	Aaa	250,000	249,930	1457	249,953	0.51%	0.52%	08/01/24	248,933
CA State Dept of Wtr Res	08/06/20	AAA	Aa1	100,000	100,000	1578	100,000	0.56%	0.56%	12/01/24	99,214
Univ. of CA Revenue Bond	07/16/20	AA	Aa2	90,000	90,326	1764	90,231	0.88%	0.81%	05/15/25	89,250
Univ. of CA Revenue Bond	07/16/20	AA	Aa2	205,000	205,000	1764	205,000	0.88%	0.88%	05/15/25	203,290
Florida State Board of Admin. Taxable Rev	09/16/20	AA	Aa3	200,000	201,414	1749	201,058	1.26%	1.11%	07/01/25	200,014
Florida State Board of Admin. Taxable Rev	09/16/20	AA	Aa3	520,000	520,000	1749	520,000	1.26%	1.26%	07/01/25	520,036
Los Angeles CCD CA Taxable GO Bonds	11/10/20	AA+	Aaa	375,000	375,000	1725	375,000	0.77%	0.77%	08/01/25	371,021
NJ TPK Authority	02/04/21	A+	A2	205,000	205,000	1792	205,000	1.05%	1.05%	01/01/26	202,702
Subtotal State and Local Municipal Bonds				\$2,140,000	\$2,141,670		\$2,141,242		0.99%		\$2,131,942
<u>Medium Term Notes</u>											
Bank of NY Mellon	04/18/18	A	A1	\$1,400,000	\$1,371,048	1391	\$1,398,585	2.60%	3.18%	02/07/22	\$1,403,515
American Express	04/18/18	A-	A2	800,000	785,488	1415	799,056	2.70%	3.20%	03/03/22	802,904
Walt Disney Company	04/18/18	BBB+	A2	815,000	798,692	1416	813,929	2.45%	3.00%	03/04/22	819,324
Paccar Financial Corp	05/10/19	A+	A1	930,000	929,498	1096	929,927	2.65%	2.67%	05/10/22	938,662
Visa Inc	04/18/18	AA-	Aa3	825,000	795,407	1611	819,710	2.15%	3.03%	09/15/22	835,294
Amazon Inc	04/15/19	AA	A1	935,000	925,996	1409	932,137	2.40%	2.66%	02/22/23	954,701
Burlington North Santa Fe Corp	04/18/18	AA-	A3	800,000	790,800	1792	797,592	3.00%	3.26%	03/15/23	818,952
Bank of NY Mellon	01/24/19	A	A1	1,375,000	1,387,595	1555	1,379,155	3.50%	3.27%	04/28/23	1,430,793
Apple Inc. Corp.	05/11/20	AA+	Aa1	565,000	563,463	1095	564,262	0.75%	0.84%	05/11/23	566,559
UnitedHealth Group Inc	10/24/19	A+	A3	720,000	755,741	1330	735,075	3.50%	2.08%	06/15/23	751,214
Pfizer Inc	04/04/19	A+	A2	1,260,000	1,276,392	1807	1,267,431	2.95%	2.67%	03/15/24	1,315,919
Amazon Com. Inc.	05/12/21	AA	A1	560,000	559,182	1096	559,334	0.45%	0.50%	05/12/24	553,466
Walmart Inc	09/05/19	AA	Aa2	1,425,000	1,495,196	1768	1,451,629	2.85%	1.78%	07/08/24	1,492,987
JP Morgan Chase	09/16/20	A-	A2	570,000	570,000	1461	570,000	0.81%	0.65%	09/16/24	567,123
Bank of America	10/21/20	A-	A2	725,000	725,000	1464	725,000	1.80%	0.81%	10/24/24	719,883
Johnson & Johnson	03/25/21	AAA	Aaa	1,380,000	1,473,840	1392	1,456,144	1.80%	0.81%	01/15/25	1,439,657
Toyota Motor	05/26/20	A+	A1	315,000	318,078	1724	317,089	1.80%	1.58%	02/13/25	320,474
Toyota Motor	05/26/20	A+	A1	425,000	429,152	1724	427,818	1.80%	1.58%	02/13/25	432,386
Novartis Capital	05/08/20	AA-	A1	1,425,000	1,475,744	1743	1,458,790	1.75%	0.98%	02/14/25	1,446,187
JP Morgan Chase	06/01/21	A-	A2	555,000	555,000	1461	555,000	0.82%	0.82%	06/01/25	548,694
JP Morgan Chase	08/10/21	A-	A2	355,000	355,000	1530	355,000	0.77%	0.77%	08/09/25	349,454
Bristol Myers	06/21/21	A+	A2	349,000	345,524	1606	345,877	3.88%	0.98%	11/13/25	341,054
Subtotal Medium Term Notes				\$18,509,000	\$18,681,836		\$18,658,540		2.05%		\$18,849,202
Subtotal PFM Managed Investment Accounts				\$112,888,000	\$112,969,066		\$113,058,746		1.27%		\$113,494,906
Total Investments				\$188,943,348	\$189,024,414		\$189,114,094				\$189,550,254
(Source of Investment Amortized Cost: PFM)											

INLAND EMPIRE UTILITIES AGENCY

Cash and Investment Summary

Month Ended
November 30, 2021

	Settlement Date	Credit Rating @ Purchase Date		Par	Cost Basis	Term	November	% Coupon	% Yield to Maturity	Maturity	Market
		S&P	Moody's	Amount	Amount	(Days)	Value		Date	Value	
<u>Restricted Deposits</u>											
Investment Pool Accounts											
CAMP - Water Connection Reserves				\$22,157,076	\$22,157,076	N/A	\$22,157,076		0.05%	N/A	\$22,157,076
LAIF - Self Insurance Reserves				6,433,546	6,433,546	N/A	6,433,546		0.20%	N/A	6,433,546
Total Investment Pool Accounts				\$28,590,622	\$28,590,622		\$28,590,622		0.08%		\$28,590,622
Bond and Note Accounts											
2017A Debt Service Accounts				\$432	\$432	N/A	\$432		0.00%	N/A	\$432
2020A Debt Service Accounts				1,191,125	1,191,125	N/A	1,191,125		0.00%	N/A	1,191,125
2020B Debt Service Accounts				36	36	N/A	36		0.00%	N/A	36
2020B Capitalized Interest Account				25,740,519	25,740,519	N/A	25,740,519		0.05%	N/A	25,740,519
Total Bond and Note Accounts				\$26,932,112	\$26,932,112		\$26,932,112		0.05%		\$26,932,112
2020B Construction Project Account											
LAIF Construction Fund				\$138,985,640	\$138,985,640	N/A	\$138,985,640		0.20%	N/A	\$138,985,640
CAMP Construction Fund				10,518,034	10,518,034		10,518,034		0.05%	N/A	10,518,034
Subtotal 2020B Construction Fund				\$149,503,674	\$149,503,674		\$149,503,674		0.19%		\$149,503,674
Total 2020B Construction Project Accts				\$149,503,674	\$149,503,674		\$149,503,674		0.192%		\$149,503,674
CCRA Deposits Held by Member Agencies											
City of Chino				\$9,355,381	\$9,355,381	N/A	\$9,355,381		N/A	N/A	\$9,355,381
City of Chino Hills				3,568,291	3,568,291	N/A	3,568,291		N/A	N/A	3,568,291
Cucamonga Valley Water District				9,590,152	9,590,152	N/A	9,590,152		N/A	N/A	9,590,152
City of Fontana				15,087,046	15,087,046	N/A	15,087,046		N/A	N/A	15,087,046
City of Montclair				1,808,363	1,808,363	N/A	1,808,363		N/A	N/A	1,808,363
City of Ontario				25,263,041	25,263,041	N/A	25,263,041		N/A	N/A	25,263,041
City of Upland				3,914,943	3,914,943	N/A	3,914,943		N/A	N/A	3,914,943
<i>Subtotal CCRA Deposits Held by Member Agencies**</i>				<i>\$68,587,217</i>	<i>\$68,587,217</i>		<i>\$68,587,217</i>				<i>\$68,587,217</i>
<i>**Total reported as of October 2021 net of capital call receipts</i>											
CalPERS Deposits											
CERBT Account (OPEB)				\$16,000,000	\$16,000,000	N/A	\$23,256,228		N/A	N/A	\$23,256,228
Subtotal CalPERS Deposits				\$16,000,000	\$16,000,000		\$23,256,228				\$23,256,228
Escrow Deposits											
Genesis Construction				\$158,390	\$158,390	N/A	\$158,390		N/A	N/A	\$158,390
W. M. Lyles Construction				4,562,892	4,562,892	N/A	4,562,892		N/A	N/A	4,562,892
Subtotal Escrow Deposits				\$4,721,282	\$4,721,282		\$4,721,282				\$4,721,282
Total Restricted Deposits				\$294,334,907	\$294,334,907		\$301,591,135				\$301,591,135
Total Cash, Investments, and Restricted Deposits as of November 30, 2021				\$485,772,428	\$485,853,494		\$493,199,402				\$493,635,562

INLAND EMPIRE UTILITIES AGENCY
Cash and Investment Summary

Month Ended
November 30, 2021

November Purchases

No.	Date	Transaction	Investment Security	Type	Par Amount Purchased	Investment Yield to Maturity
1	11/02/21	Purchase	US Treasury Note	Treasury Note	\$2,925,000	1.060%

Total Purchases

\$ 2,925,000

November Investment Maturities, Calls & Sales

No.	Date	Transaction	Investment Security	Type	Par Amount Matured/Sold	Investment Yield to Maturity
1	11/02/21	Sale	US Treasury Note	Treasury Note	\$2,065,000	2.76%

Total Maturities, Calls & Sales

\$ 2,065,000

INLAND EMPIRE UTILITIES AGENCY
Cash and Investment Summary

Month Ended
November 30, 2021

Directed Investment Category

	Amount Invested	Yield
CBB Repurchase (Sweep)	\$18,366,062	0.100%
LAIF - Unrestricted	55,130,196	0.203%
CAMP - Unrestricted	2,559,090	0.050%
Brokered Certificates of Deposit	3,140,000	1.304%
Medium Term Notes	18,658,540	2.047%
Municipal Bonds	2,141,242	0.986%
Supra-National Bonds	1,668,842	0.520%
US Treasury Notes	55,765,935	1.219%
U.S. Government Sponsored Entities	31,684,187	0.976%
Total Investment Portfolio	\$189,114,094	

Investment Portfolio Rate of Return

0.832%

Restricted/Transitory/Other Accounts

	Amount Invested	Yield
CCRA Deposits Held by Member Agencies	\$68,587,217	N/A
CalPERS OPEB (CERBT) Account	23,256,228	N/A
CAMP Restricted Water Connection Reserve	22,157,076	0.050%
LAIF Restricted Insurance Reserve	6,433,546	0.203%
US Bank - 2017A Debt Service Accounts	432	0.000%
US Bank - 2020A Refunding Bond Accounts	1,191,125	0.000%
US Bank - 2020B Revenue Note Accounts	25,740,555	0.050%
US Bank - Pre-Investment Money Market Account	542,299	0.010%
LAIF Construction Account	138,985,640	0.203%
CAMP Construction Account	10,518,034	0.050%
Citizens Business Bank - Demand Account	1,843,536	N/A
Citizens Business Bank - Workers' Compensation Account	106,088	N/A
Citizens Business Bank - Payroll Account	0	N/A
Other Accounts*	2,250	N/A
Escrow Account	4,721,282	N/A

Total Restricted/Transitory/Other Accounts

\$304,085,308

Average Yield of Other Accounts

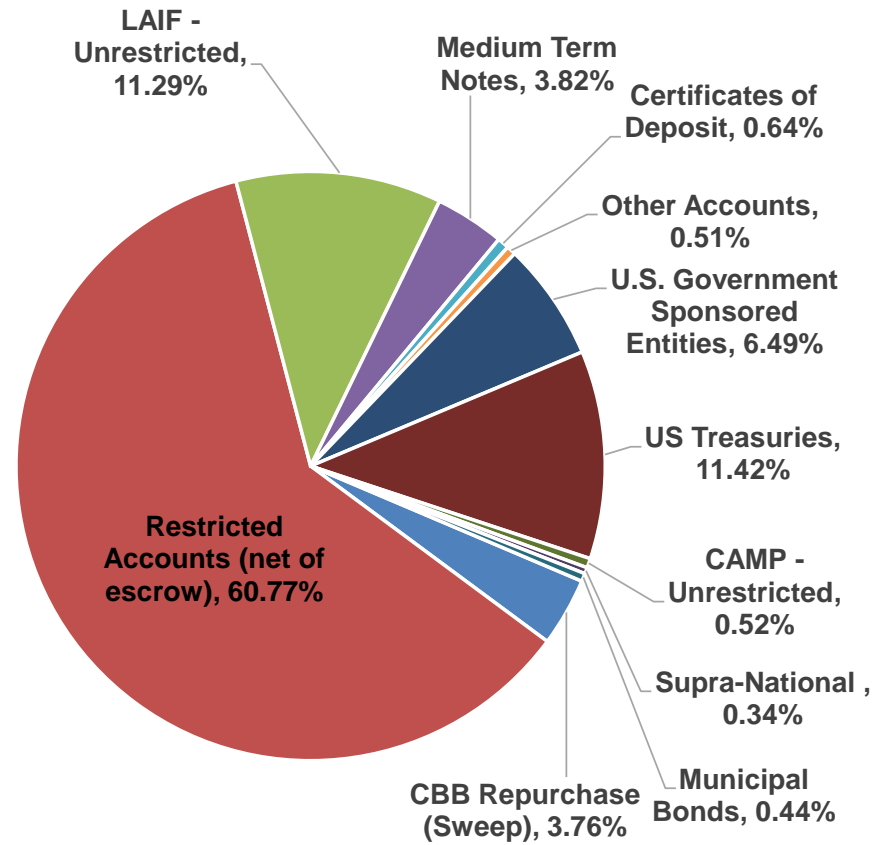
0.158%

Total Agency Directed Deposits

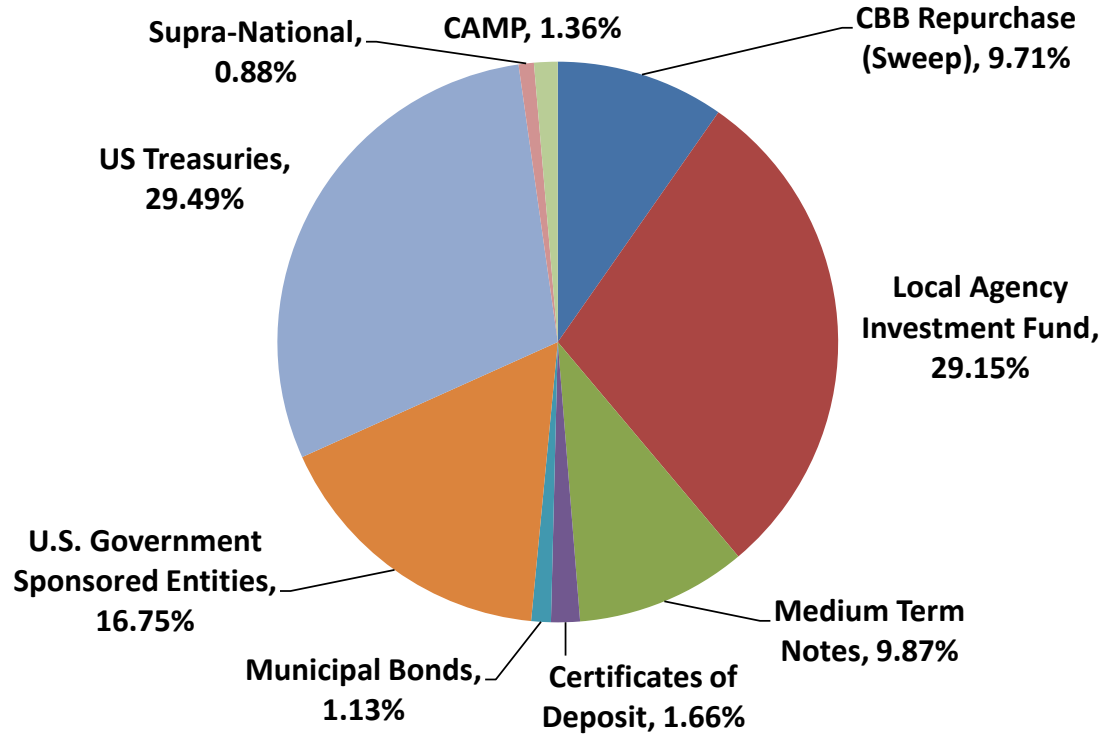
\$493,199,402

**Petty Cash*

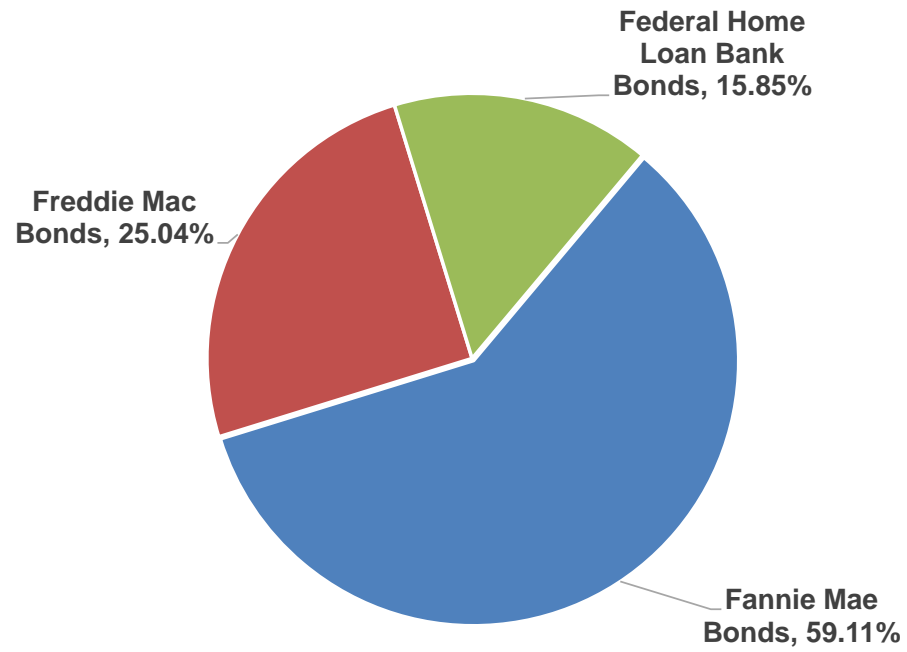
Inland Empire Utilities Agency
Treasurer's Report of Financial Affairs
 Month Ended November 30, 2021
 Agency Investment Portfolio (Net of Escrow Accounts)
\$488,478,120



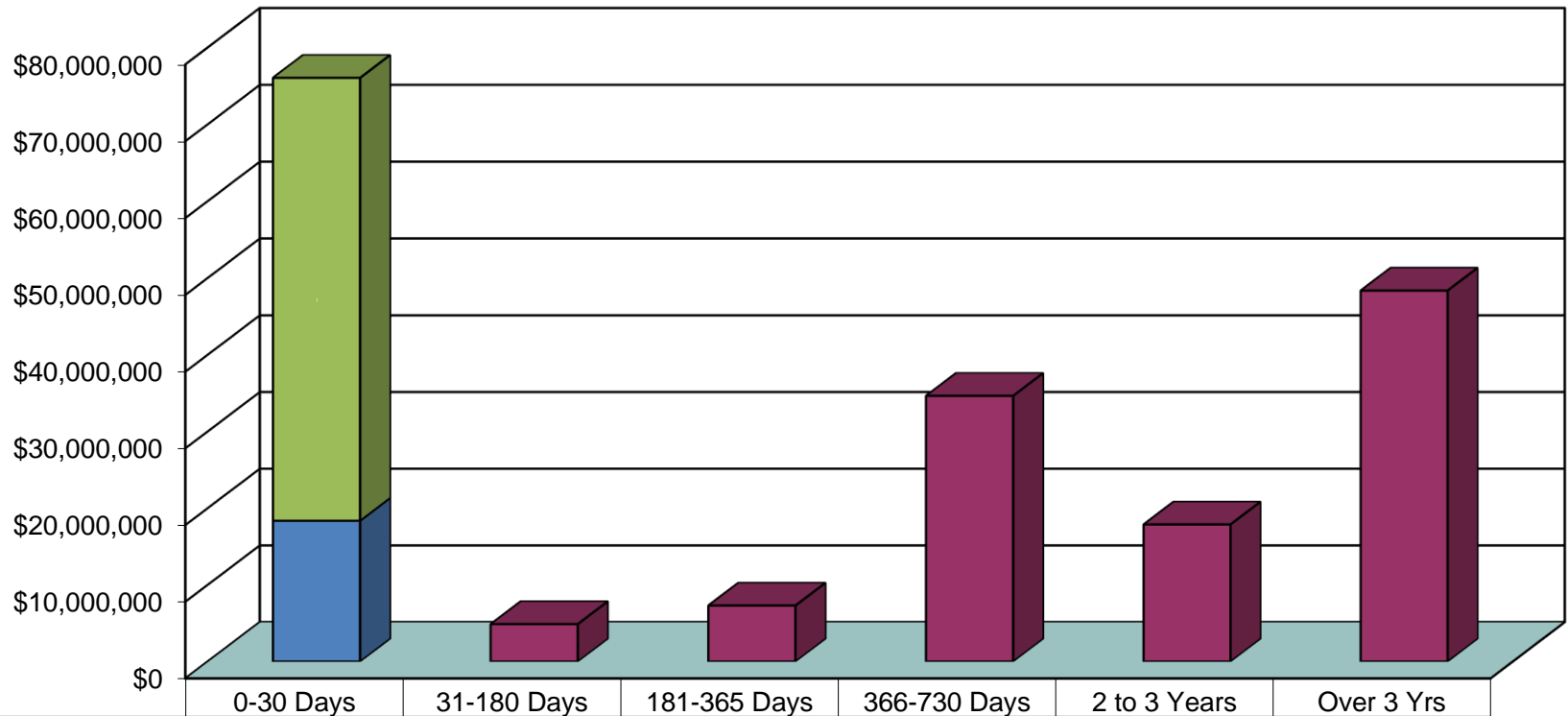
Inland Empire Utilities Agency
Treasurer's Report of Financial Affairs
Month Ended November 30, 2021
Unrestricted Agency Investment Portfolio
\$189,114,094



Inland Empire Utilities Agency
Treasurer's Report of Financial Affairs
Month Ended November 30, 2021
U.S. Government Sponsored Entities Portfolio
\$31,684,187

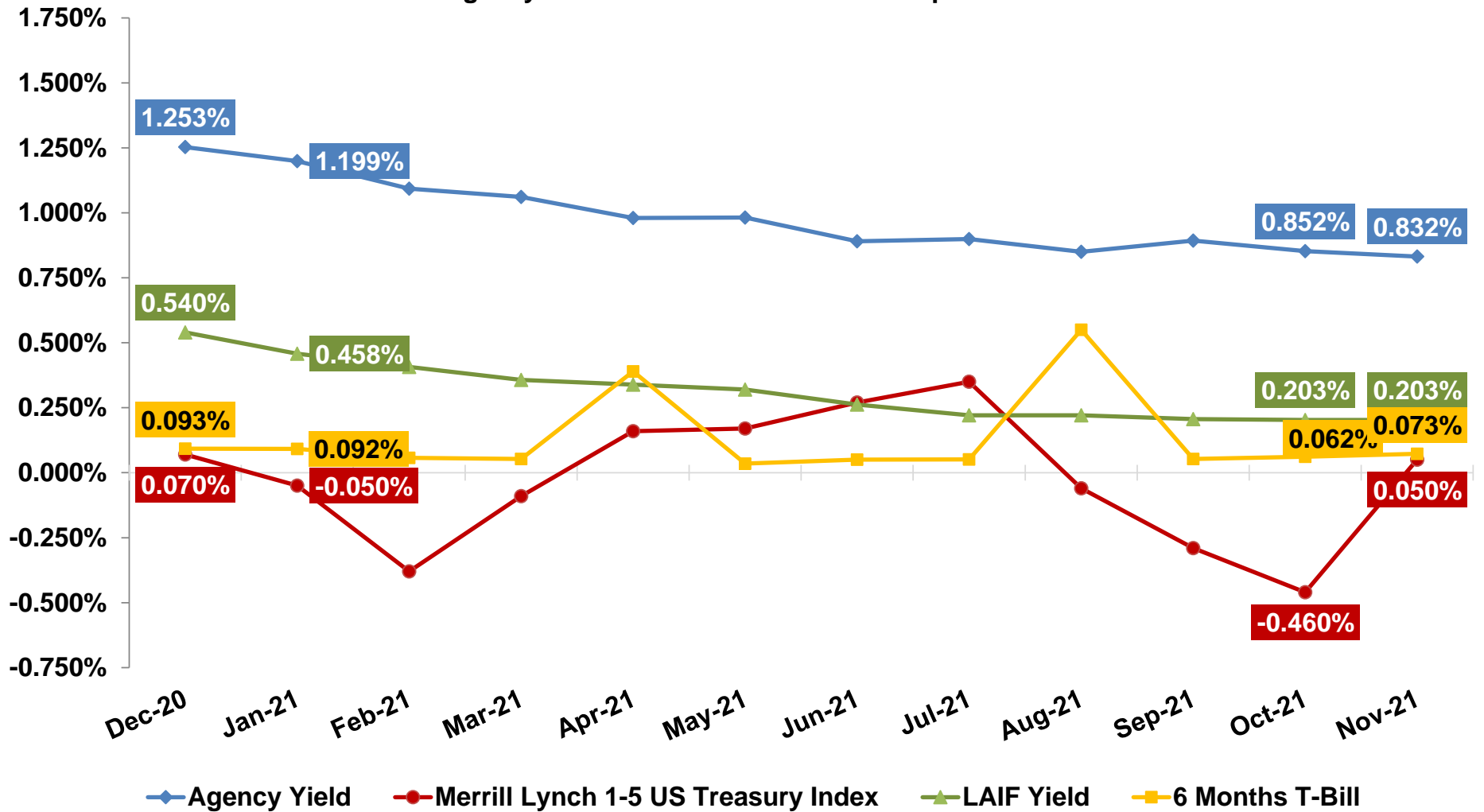


Inland Empire Utilities Agency
Treasurer's Report of Financial Affairs
Month Ended November 30, 2021
Agency Investment Portfolio Maturity Distribution (Unrestricted)
\$189,114,094



■ LAIF+CAMP	\$57,689,286					
■ CBB Repurchase (Sweep)	\$18,366,062					
■ GSE+CD+MTN+MUNI		4,876,497	7,300,834	34,646,658	17,874,581	48,360,176
□ Percent	40.22%	2.58%	3.86%	18.32%	9.45%	25.57%

**Inland Empire Utilities Agency
Treasurer's Report of Financial Affairs
Month Ended November 30, 2021
Agency Investment Portfolio Yield Comparison**



**AGENCY
REPRESENTATIVES'
REPORTS**

4A



SAWPA

SANTA ANA WATERSHED PROJECT AUTHORITY

11615 Sterling Avenue, Riverside, California 92503 • (951) 354-4220

PURSUANT TO THE PROVISIONS OF AB 361, THIS MEETING WILL BE CONDUCTED VIRTUALLY WITH THE OPPORTUNITY FOR PUBLIC COMMENT. ALL VOTES TAKEN WILL BE CONDUCTED BY ORAL ROLL CALL.

This meeting will be accessible as follows:

Meeting Access Via Computer (Zoom)*:	Meeting Access Via Telephone*:
<ul style="list-style-type: none">• https://sawpa.zoom.us/j/85273326710• Meeting ID: 852 7332 6710	<ul style="list-style-type: none">• 1 (669) 900-6833• Meeting ID: 852 7332 6710
* Participation in the meeting via the Zoom app (a free download) is strongly encouraged	

REGULAR COMMISSION MEETING TUESDAY, DECEMBER 21, 2021 – 9:30 A.M.

AGENDA

1. CALL TO ORDER/PLEDGE OF ALLEGIANCE (Bruce Whitaker, Vice Chair)

2. ROLL CALL

3. PUBLIC COMMENTS

Members of the public may address the Commission on items within the jurisdiction of the Commission; however, no action may be taken on an item not appearing on the agenda unless the action is otherwise authorized by Government Code §54954.2(b).

4. ITEMS TO BE ADDED OR DELETED

5. CONSENT CALENDAR

All matters listed on the Consent Calendar are considered routine and non-controversial and will be acted upon by the Commission by one motion as listed below.

A. APPROVAL OF MEETING MINUTES: DECEMBER 7, 2021

Recommendation: Approve as posted.

6. NEW BUSINESS

A. CHAIR AND COMMISSION APPOINTMENTS (CM#2021.87)

Presenter: Jeff Mosher

Recommendation: Acknowledge the recent appointment of Marco Tule as Commissioner of Inland Empire Utilities Agency; install Marco Tule as Commission Chair for the remainder of the two-year term, until the January 2023 rotation of officers.

B. FISCAL YEAR 2020-2021 REPORT ON AUDIT (CM#2021.88)

Presenter: Karen Williams

Recommendation: Receive and review the Comprehensive Annual Financial Report (CAFR) for the Fiscal Year Ended June 30, 2021 and 2020, which includes the Report on Audit prepared by Teaman, Ramirez & Smith, Inc., then:

1. Accept the CAFR, including the Report on Audit as prepared by Teaman, Ramirez & Smith, Inc.;
2. Direct staff to file the Report with the respective government agencies as required by law; and,
3. Direct staff to submit the CAFR, with any necessary changes, for the Certificate of Achievement for Excellence in Financial Reporting Award.

C. SANTA ANA RIVER WATERSHED WEATHER MODIFICATION PILOT PROGRAM UPDATE (CM#2021.89)

Presenter: Mark Norton

Recommendation: Receive and file.

7. INFORMATIONAL REPORTS

Recommendation: Receive for information.

A. CASH TRANSACTIONS REPORT – OCTOBER 2021

Presenter: Karen Williams

B. INTER-FUND BORROWING – OCTOBER 2021 (CM#2021.90)

Presenter: Karen Williams

C. PERFORMANCE INDICATORS/FINANCIAL REPORTING – OCTOBER 2021 (CM#2021.91)

Presenter: Karen Williams

D. PROJECT AGREEMENT 25 – OWOW FUND – FINANCIAL REPORT, SEPTEMBER 2021

Presenter: Karen Williams

E. PROJECT AGREEMENT 26 – ROUNDTABLE FUND – FINANCIAL REPORT, SEPTEMBER 2021

Presenter: Karen Williams

F. BUDGET VS ACTUAL VARIANCE REPORT – FYE 2022 FIRST QUARTER – SEPTEMBER 30, 2021 (CM#2021.92)

Presenter: Karen Williams

G. FINANCIAL REPORT FOR THE FIRST QUARTER ENDING SEPTEMBER 30, 2021

Presenter: Karen Williams

H. FIRST QUARTER FYE 2022 EXPENSE REPORT

- General Manager
- Staff

Presenter: Karen Williams

I. GENERAL MANAGER REPORT

Presenter: Jeff Mosher

J. STATE LEGISLATIVE REPORT

Presenter: Jeff Mosher

K. CHAIR'S COMMENTS/REPORT

L. COMMISSIONERS' COMMENTS

M. COMMISSIONERS' REQUEST FOR FUTURE AGENDA ITEMS

8. CLOSED SESSION

There were no Closed Session items anticipated at the time of the posting of this agenda.

9. ADJOURNMENT

PLEASE NOTE:

Americans with Disabilities Act: If you require any special disability related accommodations to participate in this meeting, call (951) 354-4220 or email svilla@sawpa.org. 48-hour notification prior to the meeting will enable staff to make reasonable arrangements to ensure accessibility for this meeting. Requests should specify the nature of the disability and the type of accommodation requested.

Materials related to an item on this agenda submitted to the Commission after distribution of the agenda packet are available for public inspection during normal business hours at the SAWPA office, 11615 Sterling Avenue, Riverside, and available at www.sawpa.org, subject to staff's ability to post documents prior to the meeting.

Declaration of Posting

I, Sara Villa, Clerk of the Board of the Santa Ana Watershed Project Authority declare that on December 16, 2021, a copy of this agenda has been uploaded to the SAWPA website at www.sawpa.org and posted at SAWPA's office at 11615 Sterling Avenue, Riverside, California.

2021 SAWPA Commission Meetings/Events

First and Third Tuesday of the Month

(NOTE: All meetings begin at 9:30 a.m., unless otherwise noticed, and are held at SAWPA.)

November	December
11/2/21 Commission Workshop	12/7/21 Commission Workshop
11/16/21 Regular Commission Meeting	12/21/21 Regular Commission Meeting
	11/30 – 12/3/21 ACWA Fall Conference, Pasadena

2022 SAWPA Commission Meetings/Events

First and Third Tuesday of the Month

(NOTE: All meetings begin at 9:30 a.m., unless otherwise noticed, and are held at SAWPA.)

January	February
1/4/22 Commission Workshop	2/1/22 Commission Workshop
1/18/22 Regular Commission Meeting	2/15/22 Regular Commission Meeting
March	April
3/1/22 Commission Workshop	4/5/22 Commission Workshop
3/15/22 Regular Commission Meeting	4/19/22 Regular Commission Meeting
May	June
5/3/22 Commission Workshop	6/7/22 Commission Workshop
5/17/22 Regular Commission Meeting	6/21/22 Regular Commission Meeting
5/3 – 5/6/22 ACWA Spring Conference, Sacramento, CA	
July	August
7/5/22 Commission Workshop	8/2/22 Commission Workshop
7/19/22 Regular Commission Meeting	8/16/22 Regular Commission Meeting
September	October
9/6/22 Commission Workshop	10/4/22 Commission Workshop
9/20/22 Regular Commission Meeting	10/18/22 Regular Commission Meeting
November	December
11/1/22 Commission Workshop	12/6/22 Commission Workshop
11/15/22 Regular Commission Meeting	12/20/22 Regular Commission Meeting
	11/29 – 12/2/22 ACWA Fall Conference, Indian Wells, CA



SAWPA

SANTA ANA WATERSHED PROJECT AUTHORITY

11615 Sterling Avenue, Riverside, California 92503 • (951) 354-4220

PURSUANT TO THE PROVISIONS OF AB 361, THIS MEETING WILL BE CONDUCTED VIRTUALLY WITH THE OPPORTUNITY FOR PUBLIC COMMENT. ALL VOTES TAKEN WILL BE CONDUCTED BY ORAL ROLL CALL.

This meeting will be accessible as follows:

Meeting Access Via Computer (Zoom)*:	Meeting Access Via Telephone*:
<ul style="list-style-type: none">• https://sawpa.zoom.us/j/81386687224• Meeting ID: 813 8668 7224	<ul style="list-style-type: none">• 1 (669) 900-6833• Meeting ID: 813 8668 7224
* Participation in the meeting via the Zoom app (a free download) is strongly encouraged	

REGULAR COMMISSION MEETING TUESDAY, JANUARY 18, 2022 – 9:30 A.M.

AGENDA

1. CALL TO ORDER/PLEDGE OF ALLEGIANCE (Bruce Whitaker, Vice Chair)

2. ROLL CALL

3. PUBLIC COMMENTS

Members of the public may address the Commission on items within the jurisdiction of the Commission; however, no action may be taken on an item not appearing on the agenda unless the action is otherwise authorized by Government Code §54954.2(b).

4. ITEMS TO BE ADDED OR DELETED

5. CONSENT CALENDAR

All matters listed on the Consent Calendar are considered routine and non-controversial and will be acted upon by the Commission by one motion as listed below.

A. APPROVAL OF MEETING MINUTES: DECEMBER 21, 2021

Recommendation: Approve as posted.

B. TREASURER'S REPORT – NOVEMBER 2021

Recommendation: Approve as posted.

C. RESOLUTION ON CONTINUATION OF REMOTE COMMISSION AND COMMITTEE MEETINGS (CM#2022.1)

Presenter: Jeff Mosher

Recommendation: Adopt Resolution No. 2022-1 Proclaiming A State of Emergency Persists, Re-Ratifying the Proclamation of a State of Emergency by Governor Gavin Newsom, and Re-Authorizing Remote Teleconference Meetings of all Commission and Committee meetings of the Santa Ana Watershed Project Authority for the period of January 18, 2022 to February 17, 2022 pursuant to Brown Act Provisions.

6. NEW BUSINESS

A. PROPOSITION 1 ROUND 2 INTEGRATED REGIONAL WATER MANAGEMENT CALL FOR PROJECTS UPDATE (CM#2022.2)

Presenter: Ian Achimore

Recommendation: Receive and file.

7. INFORMATIONAL REPORTS

Recommendation: Receive for information.

A. CASH TRANSACTIONS REPORT – NOVEMBER 2021

Presenter: Karen Williams

B. INTER-FUND BORROWING – NOVEMBER 2021 (CM#2022.3)

Presenter: Karen Williams

C. PERFORMANCE INDICATORS/FINANCIAL REPORTING – NOVEMBER 2021 (CM#2022.4)

Presenter: Karen Williams

D. PROJECT AGREEMENT 25 – OWOW FUND – FINANCIAL REPORT, OCTOBER 2021

Presenter: Karen Williams

E. PROJECT AGREEMENT 26 – ROUNDTABLE FUND – FINANCIAL REPORT, OCTOBER 2021

Presenter: Karen Williams

F. OWOW QUARTERLY STATUS REPORT: OCTOBER 1, 2021 – DECEMBER 31, 2021

Presenter: Mark Norton

G. ROUNDTABLES QUARTERLY STATUS REPORT: OCTOBER 1, 2021 – DECEMBER 31, 2021

Presenter: Mark Norton

H. GENERAL MANAGER REPORT

Presenter: Jeff Mosher

I. STATE LEGISLATIVE REPORT

Presenter: Jeff Mosher

J. CHAIR'S COMMENTS/REPORT

K. COMMISSIONERS' COMMENTS

L. COMMISSIONERS' REQUEST FOR FUTURE AGENDA ITEMS

8. CLOSED SESSION

A. CONFERENCE WITH LEGAL COUNSEL – ANTICIPATED LITIGATION

Significant exposure to litigation pursuant to paragraph (3) of subdivision (d) of Section 54956.9: One case.

9. CLOSED SESSION REPORT

10. ADJOURNMENT

PLEASE NOTE:

Americans with Disabilities Act: If you require any special disability related accommodations to participate in this meeting, call (951) 354-4220 or email svilla@sawpa.org. 48-hour notification prior to the meeting will enable staff to make reasonable arrangements to ensure accessibility for this meeting. Requests should specify the nature of the disability and the type of accommodation requested.

Materials related to an item on this agenda submitted to the Commission after distribution of the agenda packet are available for public inspection during normal business hours at the SAWPA office, 11615 Sterling Avenue, Riverside, and available at www.sawpa.org, subject to staff's ability to post documents prior to the meeting.

Declaration of Posting

I, Sara Villa, Clerk of the Board of the Santa Ana Watershed Project Authority declare that on January 13, 2022, a copy of this agenda has been uploaded to the SAWPA website at www.sawpa.org and posted at SAWPA's office at 11615 Sterling Avenue, Riverside, California.

2022 SAWPA Commission Meetings/Events

First and Third Tuesday of the Month

(NOTE: All meetings begin at 9:30 a.m., unless otherwise noticed, and are held at SAWPA.)

January 1/4/22 Commission Workshop [cancelled] 1/18/22 Regular Commission Meeting	February 2/1/22 Commission Workshop 2/15/22 Regular Commission Meeting
March 3/1/22 Commission Workshop 3/15/22 Regular Commission Meeting	April 4/5/22 Commission Workshop 4/19/22 Regular Commission Meeting
May 5/3/22 Commission Workshop 5/17/22 Regular Commission Meeting 5/3 – 5/6/22 ACWA Spring Conference, Sacramento, CA	June 6/7/22 Commission Workshop 6/21/22 Regular Commission Meeting
July 7/5/22 Commission Workshop 7/19/22 Regular Commission Meeting	August 8/2/22 Commission Workshop 8/16/22 Regular Commission Meeting
September 9/6/22 Commission Workshop 9/20/22 Regular Commission Meeting	October 10/4/22 Commission Workshop 10/18/22 Regular Commission Meeting
November 11/1/22 Commission Workshop 11/15/22 Regular Commission Meeting	December 12/6/22 Commission Workshop 12/20/22 Regular Commission Meeting 11/29 – 12/2/22 ACWA Fall Conference, Indian Wells, CA

**AGENCY
REPRESENTATIVES'
REPORTS**

4B



THE METROPOLITAN WATER DISTRICT
OF SOUTHERN CALIFORNIA

MWD MEETING AGENDA

Regular Board of Directors Meeting - Final - Revised 1

December 14, 2021

12:00 PM

Tuesday, December 14, 2021 Meeting Schedule
10:00 a.m. - L&C
11:00 a.m. - Adj Exec
11:30 a.m. - Break
12:00 p.m. - BOD

Teleconference meetings will continue through the end of the year. Live streaming is available for all board and committee meetings on mwdh2o.com ([Click Here](#))

A listen only phone line is also available at 1-800-603-9516; enter code: 2176868#. Members of the public may present their comments to the Board on matters within their jurisdiction as listed on the agenda via teleconference only. To participate call (404) 400-0335 and enter Code: 9601962.

MWD Headquarters Building - 700 N. Alameda Street - Los Angeles, CA 90012

1. Call to Order

- 1.1 Invocation: Omar H. De Leon Medina, Senior Admin. Analyst, Chief Finance Office
- 1.2 Pledge of Allegiance: Director Linda Ackerman, Municipal Water District of Orange County

2. Roll Call

3. Determination of a Quorum

4. Opportunity for members of the public to address the Board on matters within the Board's jurisdiction. (As required by Gov. Code § 54954.3(a))

5. OTHER MATTERS AND REPORTS

- A. Report on Directors' Events Attended at Metropolitan's Expense [21-666](#)
Attachments: [12142021 BOD 5A Report](#)
- B. Chairwoman's Monthly Activity Report [21-702](#)
Attachments: [12142021 BOD 5B Report](#)

- C. General Manager's summary of activities [21-703](#)
Attachments: [12142021 BOD 5C Report](#)
- D. General Counsel's summary of activities [21-704](#)
Attachments: [12142021 BOD 5D Report](#)
- E. General Auditor's summary of activities [21-706](#)
Attachments: [12142021 BOD 5E Report](#)
- F. Ethics Officer's summary of activities [21-708](#)
Attachments: [12142021 BOD 5F Report](#)
- G. Induction of new Director Lois Fong-Sakai from the San Diego County Water Authority [21-729](#)
(a) Receive credentials
(b) Report on credentials by General Counsel
(c) File credentials
(d) Administer Oath of Office
(e) File Oath

**** CONSENT CALENDAR ITEMS -- ACTION ****

6. CONSENT CALENDAR OTHER ITEMS - ACTION

- A. Approval of the Minutes of the Board Workshop on November 8 and the Meeting for November 9, 2021 (Copies have been submitted to each Director) Any additions, corrections, or omissions [21-672](#)
Attachments: [12142021 BOD 6A1 Minutes](#)
[12142021 BOD 6A2 Minutes](#)
- B. Adopt resolution to continue remote teleconference meetings pursuant to the Brown Act Section 54953(e) for meetings of Metropolitan's legislative bodies for a period of 30 days; the General Manager has determined that the proposed action is exempt or otherwise not subject to CEQA [21-694](#)
Attachments: [12142021 BOD 6B Resolution](#)

- C. Approve Commendatory Resolutions for Directors John Murray, Jr. representing the city of Los Angeles; and Jerry Butkiewicz and Michael T. Hogan both representing San Diego County Water Authority [21-695](#)
- D. Chair and Vice Chair committee appointments for the term commencing December 15, 2021 through January 11, 2023; the General Manager has determined that the proposed action is exempt or otherwise not subject to CEQA. [Withdrawn/Deferred 12/9/21] (Exec) [21-661](#)
- E. Approve Committee Assignments

7. **CONSENT CALENDAR ITEMS - ACTION**

- 7-1 Amend the Capital Investment Plan for fiscal years 2020/2021 and 2021/2022 to include water supply reliability improvements in the Rialto Pipeline service area; the General Manager has determined that the proposed action is exempt or otherwise not subject to CEQA (EO) [21-657](#)

Attachments: [12142021 EO 7-1 B-L](#)
[12142021 EO 7-1 Presentation.pdf](#)

- 7-2 Award a \$11,499,000 contract to J.F. Shea Construction, Inc. for the seismic upgrade of the Casa Loma Siphon Barrel No. 1; and authorize \$1,100,000 increase to an agreement with Carollo Engineers Inc., for a new not-to-exceed total of \$3.6 million, for technical support during construction; the proposed action is in furtherance of a project that was previously determined to be exempt or otherwise not subject to CEQA (EO) [21-658](#)

Attachments: [12142021 EO 7-2 B-L](#)
[12142021 EO 7-2 Presentation.pdf](#)

- 7-3 Award a \$32,824,000 contract to J.F. Shea Construction, Inc. to upgrade the domestic water treatment systems at the five Colorado River Aqueduct pumping plants; the General Manager has determined that the proposed action is exempt or otherwise not subject to CEQA (EO) [21-659](#)

Attachments: [12142021 EO 7-3 B-L](#)
[12142021 EO 7-3 Presentation.pdf](#)

- 7-4** Authorize the General Manager to enter into a Memorandum of Understanding to facilitate near-term actions to maintain the elevation of water in Lake Mead above elevation 1,020 feet, and to provide up to 20 percent of the non-federal cost share of any such actions, not to exceed \$10 million per year in 2022 and 2023, and delegate authority to the General Manager to enter into additional agreements as needed to implement the Memorandum of Understanding; the General Manager determined that the proposed actions are exempt or otherwise not subject to CEQA [12/7/21 SUBJECT CHANGED] (WPS) [21-660](#)
- Attachments:** [12142021 WPS 7-4 B-L](#)
[12142021 WPS 7-4 Presentation.pdf](#)
- 7-5** Authorize the General Manager to enter into agreements with San Bernardino Valley Municipal Water District and the California Department of Water Resources to improve the management of State Water Project supplies, including the exchange of water; the General Manager has determined that the proposed action is exempt or otherwise not subject to CEQA (WPS) [21-665](#)
- Attachments:** [12142021 WPS 7-5 B-L](#)
[12142021 WPS 7-5 Presentation.pdf](#)
- 7-6** Authorize General Manager to enter into agreements with San Diego County Water Authority, Semitropic Water Storage District, and the California Department of Water Resources to purchase water, lease groundwater return capacity, exchange water, and to convey water in the State Water Project facilities; the General Manager has determined that the proposed action is exempt or otherwise not subject to CEQA (WPS) [21-662](#)
- Attachments:** [12142021 WPS 7-6 B-L](#)
[12142021 WPS 7-6 Presentation.pdf](#)
- 7-7** Authorize implementation of modifications to the On-Site Retrofit Program; the General Manager has determined that the proposed action is exempt or otherwise not subject to CEQA. [WITHDRAWN/ITEM DEFERRED] (WPS) [21-664](#)

- 7-8** Adopt resolutions to support Metropolitan's applications for the California Department of Water Resources 2021 Urban and Multi-benefit Drought Relief Program of \$7.5 million to supplement funding for residential and commercial landscapes within the Turf Replacement Program and \$2.5 million to supplement funding for the Residential Direct Install Program in partnership with the Southern California Gas Company; authorize the General Manager to accept grant funds, if awarded; and authorize the General Manager to enter into a contract with the California Department of Water Resources for the grant funds, if awarded; the General Manager has determined that the proposed actions are exempt or otherwise not subject to CEQA (WPS) **[21-663](#)**

Attachments: [12142021 WPS 7-8 B-L.pdf](#)
[12142021 WPS 7-8 Presentation.pdf](#)

- 7-9** Adopt amendment to the Administrative Code establishing Metropolitan-specific parliamentary procedures; the General Manager has determined that the proposed action is exempt or otherwise not subject to CEQA (LC) **[21-263](#)**

Attachments: [12142021 BOD 7-9 B-L](#)

**** END OF CONSENT CALENDAR ITEMS ****

8. OTHER BOARD ITEMS - ACTION

None

9. BOARD INFORMATION ITEMS

- 9-1** Report on Conservation **[21-693](#)**

Attachments: [12142021 BOD 9-1 Report](#)

- 9-2** Update on Draft Strategic Priorities **[21-737](#)**

Attachments: [12142021 BOD 9-2 Presentation.pdf](#)

10. FOLLOW-UP ITEMS

None

11. FUTURE AGENDA ITEMS

12. ADJOURNMENT

NOTE:

At the discretion of the Board, all items appearing on this agenda and all committee agendas, whether or not expressly listed for action, may be deliberated and may be subject to action by the Board.

Each agenda item with a committee designation will be considered and a recommendation may be made by one or more committees prior to consideration and final action by the full Board of Directors. The committee designation appears in parenthesis at the end of the description of the agenda item e.g. (E&O, BF&I). Committee agendas may be obtained from the Executive Secretary.

Requests for a disability related modification or accommodation, including auxiliary aids or services, in order to attend or participate in a meeting should be made to the Executive Secretary in advance of the meeting to ensure availability of the requested service or accommodation.



THE METROPOLITAN WATER DISTRICT
OF SOUTHERN CALIFORNIA

MWD MEETING AGENDA

Regular Board of Directors Meeting - Final - Revised 1

January 11, 2022

12:00 PM

Tuesday, January 11, 2022 Meeting Schedule
08:30 a.m. - L&C
10:30 a.m. - OP&T
11:30 a.m. - Break
12:00 p.m. - BOD

Teleconference meetings will continue through the end of the year. Live streaming is available for all board and committee meetings on mwdh2o.com ([Click Here](#))

A listen only phone line is also available at 1-800-603-9516; enter code: 2176868#. Members of the public may present their comments to the Board on matters within their jurisdiction as listed on the agenda via teleconference only. To participate call (404) 400-0335 and enter Code: 9601962.

MWD Headquarters Building - 700 N. Alameda Street - Los Angeles, CA 90012

1. Call to Order

1.1 Invocation: Cheryl Auger, Team Mgr-Info Security, Information Technology Group

1.2 Pledge of Allegiance: Director Richard Atwater, Foothill Municipal Water District

2. Roll Call

3. Determination of a Quorum

4. Opportunity for members of the public to address the Board on matters within the Board's jurisdiction. (As required by Gov. Code § 54954.3(a))

5. OTHER MATTERS AND REPORTS

A. Report on Directors' Events Attended at Metropolitan's Expense

[21-753](#)

Attachments: [01112022 BOD 5A Report.pdf](#)

B. Chairwoman's Monthly Activity Report

[21-754](#)

Attachments: [01112022 BOD 5B Report.pdf](#)

- C. General Manager's summary of activities [21-755](#)
Attachments: [01112022 BOD 5C Report.pdf](#)
- D. General Counsel's summary of activities [21-756](#)
Attachments: [01112022 BOD 5D Report.pdf](#)
- E. General Auditor's summary of activities [21-757](#)
Attachments: [01112022 BOD 5E Report.pdf](#)
- F. Ethics Officer's summary of activities [21-758](#)
Attachments: [01112022 BOD 5F Report.pdf](#)
- G. Presentation of Commendatory Resolutions for Director Michael T. Hogan representing San Diego County Water Authority [21-760](#)
- H. Presentation of Commendatory Resolution for Director John Murray, Jr. representing the city of Los Angeles [21-790](#)
- I. Presentation of Commendatory Resolution for Director Jerry Butkiewicz representing the San Diego County Water Authority [21-791](#)

**** CONSENT CALENDAR ITEMS -- ACTION ****

6. CONSENT CALENDAR OTHER ITEMS - ACTION

- A. Approval of the Minutes of the Special Meeting for November 23, 2021 and the Regular Meeting for December 14, 2021 (Copies have been submitted to each Director) Any additions, corrections, or omissions [21-752](#)
Attachments: [01112021 BOD 6A1 Minutes.pdf](#)
[01112021 BOD 6A2 Minutes.pdf](#)
- B. Adopt resolution to continue remote teleconference meetings pursuant to the Brown Act Section 54953(e) for meetings of Metropolitan's legislative bodies for a period of 30 days; the General Manager has determined that the proposed action is exempt or otherwise not subject to CEQA [21-744](#)
Attachments: [01112022 BOD 6B Resolution.pdf](#)

C. Approve Committee Assignments

7. CONSENT CALENDAR ITEMS - ACTION

- 7-1** Authorize on-call agreements with Aspen Environmental Group and Environmental Science Associates in amounts not-to-exceed \$750,000 per year each, for a maximum of four years for environmental planning services to support O&M and board-authorized Capital Investment Plan projects; the General Manager has determined that the proposed action is exempt or otherwise not subject to CEQA (EO) **[21-741](#)**

Attachments: [01112022 EO 7-1 B-L.pdf](#)
[01102022 EO 7-1 Presentation.pdf](#)

- 7-2** Award a \$1,936,977 contract to All American Asphalt for pavement rehabilitation at the Robert A. Skinner Water Treatment Plant; the General Manager has determined that the proposed action is exempt or otherwise not subject to CEQA (EO) **[21-742](#)**

Attachments: [01112022 EO 7-2 B-L.pdf](#)
[01102022 EO 7-2 Presentation.pdf](#)

- 7-3** Approve The Metropolitan Water District of Southern California's salary schedules pursuant to CalPERS regulations; the General Manager has determined that the proposed action is exempt or otherwise not subject to CEQA (OPT) **[21-745](#)**

Attachments: [01112022 OPT 7-3 B-L.pdf](#)
[01112022 OPT 7-3 Presentation.pdf](#)

- 7-4** Review and consider County of Riverside's adopted Mitigated Negative Declaration and take related CEQA actions, and authorize the General Manager to grant a permanent easement for drainage purposes to County of Riverside Flood Control and Water Conservation District on Metropolitan property in Riverside County (RPAM) **[21-746](#)**

Attachments: [01112022 RPAM 7-4 B-L.pdf](#)
[01112022 RPAM 7-4 Att 2](#)
[01112022 RPAM 7-4 Presentation.pdf](#)

- 7-5** Authorize the execution of an amendment to a license agreement with Fountains La Verne MHP Associates, L.P. for recreational vehicle parking on Metropolitan fee-owned property in the City of La Verne; the General Manager has determined that this action is exempt or otherwise not subject to CEQA (RPAM) **21-747**

Attachments: [01112022 RPAM 7-5 B-L.pdf](#)
[01112022 RPAM 7-5 Presentation.pdf](#)

- 7-6** Authorize modifications to the On-Site Retrofit Program; the General Manager has determined that the proposed action is exempt or otherwise not subject to CEQA (WPS) **21-664**

Attachments: [01112022 WPS 7-6 B-L.pdf](#)
[01102022 WPS 7-6 Presentation.pdf](#)

- 7-7** Authorize a three-year agreement for Inspection and Verification Services for Conservation Programs with WaterWise Consulting, Inc.; the General Manager has determined that the proposed action is exempt or otherwise not subject to CEQA (WPS) **21-750**

Attachments: [01112022 WPS 7-7- B-L.pdf](#)
[01102022 WPS 7-7 Presentation.pdf](#)

- 7-8** Authorize: (1) renewal of the Municipal Water Quality Investigations Agreement between the Department of Water Resources, the State Water Contractors and participating urban State Water Project Contractors; and (2) renewal of the Municipal Water Quality Investigations Program Specific Project Agreement between the State Water Contractors and participating urban State Water Project Contractors; the General Manager has determined that the proposed actions are exempt or otherwise not subject to CEQA (WPS) **21-749**

Attachments: [01112022 WPS 7-8- B-L.pdf](#)
[01102022 WPS 7-8 Presentation.pdf](#)

- 7-9** Approve Agreement for Temporary Emergency Delivery of a Portion of the Mexican Treaty Waters of the Colorado River to the International Boundary in the Vicinity of Tijuana, Baja California, Mexico, and for Operation of Facilities in the United States; the General Manager determined that the proposed action is exempt or otherwise not subject to CEQA (WPS) **21-748**

Attachments: [01112022 WPS 7-9 B-L.pdf](#)
[01102022 WPS 7-9 Presentation.pdf](#)

- 7-10** Approve amendments to the Administrative Code to establish changes in the committee structure of the Board; the General Manager has determined that the proposed action is exempt or otherwise not subject to CEQA [ADDED ITEM 1/6/2022] (LC) **21-794**

Attachments: [01112022 LC 7-10 B-L.pdf](#)
[Proposed Edits to One Water Committee from Dir Quinn.pdf](#)

**** END OF CONSENT CALENDAR ITEMS ****

8. OTHER BOARD ITEMS - ACTION

None

9. BOARD INFORMATION ITEMS

- 9-1** Board Report on Conservation **21-751**

Attachments: [01112022 WPS 9-1 Report.pdf](#)

- 9-2** Update on Public Agency Partnership to Increase Opportunities for Underserved and Underrepresented Businesses (OPT) **21-743**

Attachments: [01112022 OPT 9-2 B-L.pdf](#)
[01112022 OPT 9-2 Presentation.pdf](#)

10. OTHER MATTERS

- 10-1** Ethics Training for Directors: Preventing Conflicts of Interest in Contracts and other Government Decisions **21-789**

Attachments: [01112022 BOD 10-1 Presentation.pdf](#)

11. FOLLOW-UP ITEMS

None

12. FUTURE AGENDA ITEMS

13. ADJOURNMENT

NOTE:

At the discretion of the Board, all items appearing on this agenda and all committee agendas, whether or not expressly listed for action, may be deliberated and may be subject to action by the Board.

Each agenda item with a committee designation will be considered and a recommendation may be made by one or more committees prior to consideration and final action by the full Board of Directors. The committee designation appears in parenthesis at the end of the description of the agenda item e.g. (E&O, BF&I). Committee agendas may be obtained from the Executive Secretary.

Requests for a disability related modification or accommodation, including auxiliary aids or services, in order to attend or participate in a meeting should be made to the Executive Secretary in advance of the meeting to ensure availability of the requested service or accommodation.

**AGENCY
REPRESENTATIVES'
REPORTS**

4E

SPECIAL BOARD MEETING OF THE BOARD OF DIRECTORS CHINO BASIN DESALTER AUTHORITY

January 13, 2022 • 2:00 p.m.

NOTICE AND AGENDA

*All documents available for public review are on file with the Authority's
Secretary located at 3550 E. Philadelphia Street, Suite 170, Ontario, CA 91761*

According to the directives from the California Department of Public Health and Executive Order N-08-21 issued by Governor Gavin Newsom, members of the public are invited to participate via video or teleconference

To join teleconference:

Dial-in #: (669) 900 6833 Zoom Meeting ID: 813 5205 9101 Passcode: 380557

To join video conference:

Click on link: [Join Zoom Meeting](#)

Or copy URL: <https://us02web.zoom.us/j/81352059101?pwd=M01uOEVteVBCTnVyZ0tKVUxrb1hHdz09>

Or go to <https://zoom.us/> Zoom Meeting ID: 813 5205 9101 Passcode: 380557

CALL TO ORDER

ROLL CALL

PUBLIC COMMENT

Members of the public may address the Board of Directors on any item that is within the jurisdiction of the Chino Basin Desalter Authority; however, no action may be taken on any item not appearing on the agenda unless the action is otherwise authorized by Subdivision (b) of Section 54954.2 of the Government Code.

Under the provisions of the Brown Act, the CDA Board is prohibited from taking action on non-agendized matters. However, Board Members may respond briefly or refer the communication to staff. The CDA Board may also request the Secretary to calendar an item related to your communication at a future CDA Board meeting.

ADDITIONS TO THE AGENDA

In accordance with Section 54954.2 of the Government Code (Brown Act), additions to the agenda require two-thirds vote of the legislative body, or, if less than two-thirds of the members are present, a unanimous vote of those members present, that there is a need to take immediate action and that the need for action came to the attention of the local agency subsequent to the agenda being posted.

CONSENT CALENDAR ITEMS

Consent Calendar items are expected to be routine and non-controversial to be acted upon by the Board at one time without discussion. If any Board member, staff member, or interested person requests that an item be removed from the Consent Calendar, it will be moved to the first item on the Action Items

1. MINUTES OF NOVEMBER 4, 2021 SPECIAL BOARD MEETING

2. RESOLUTION 2021-08 PROCLAIMING A LOCAL EMERGENCY, RATIFYING THE PROCLAMATION OF A STATE OF EMERGENCY BY EXECUTIVE ORDERS N-25-20, N-29-20 AND N-35-20, AND AUTHORIZING REMOTE TELECONFERENCE MEETINGS FOR A THIRTY (30) DAY PERIOD PURSUANT TO BROWN ACT PROVISIONS

Staff Recommendation:

1. Approve Resolution 2021-08, proclaiming a local emergency, ratifying the proclamation of a state of emergency by Executive Orders N-25-20, N-29-20 and N-35-20, and authorizing remote teleconference meetings for a thirty (30) day period pursuant to Brown Act provisions

3. TREASURER'S FINANCIAL AFFAIRS REPORT

Report by: Jose Garcia, CDA Principal Accountant

4. TREASURER'S REPORT ON GENERAL DISBURSEMENTS

Report by: Jose Garcia, CDA Principal Accountant

5. BUDGET VARIANCE REPORT

Report by: Jose Garcia, CDA Principal Accountant

6. INVESTMENT REPORT

Report by: Jose Garcia, CDA Principal Accountant

ACTION ITEMS

Prior to action of the CDA Board, any member of the public will have the opportunity to address the CDA Board on any item listed on the agenda.

7. AMENDMENT NO. 1 TO AGREEMENT WITH TE ROBERTS, INC. FOR ENVIRONMENTAL CLEANUP SERVICES AND SOLIDS HANDLING SUPPORT

Report by: Thomas O'Neill, CDA General Manager/CEO

Staff Recommendation:

1. Approve Amendment No. 1 to the Maintenance Services Agreement with TE Roberts, Inc. for Environmental Cleanup Services and Solids Handling Support in the not-to-exceed amount of \$50,000.
2. Authorize the General Manager/CEO to finalize and execute the amendment and approve authorized expenditures up to a new not-to-exceed total of \$100,000.

8. CONTRACTOR SELECTION FOR ON-CALL GENERAL CONTRACTOR SERVICES FOR EMERGENCY CONSTRUCTION AND BUDGETED CAPITAL IMPROVEMENTS PROJECTS

Report by: Thomas O'Neill, CDA General Manager/CEO

Staff Recommendation::

1. Approve selection of five Contractors, SRK Engineering, Ferreira Coastal Construction Company, TE Roberts, Metro Builders and Engineers Group, and Schuler Constructors, for On-Call Emergency Repairs/General Contractor Services for Capital Improvement Projects; and
2. Authorize the General Manager/CEO to utilize the On-Call list to solicit bids for Emergency Repairs and for Budgeted CIP Construction Contracts for Fiscal Years 2021/22 through 2023/24 (three fiscal years).

9. APPROVAL OF ANNUAL FINANCIAL REPORT FOR THE FISCAL YEAR 2020/21

Report by: Jose Garcia, CDA Principal Accountant

Staff Recommendation:

1. Approve the Annual Comprehensive Financial Report (ACFR) for the Fiscal Year ended June 30, 2021, as presented, and direct staff to make distribution, as appropriate, to the various federal, state and local agencies, financial institutions, bond rating agencies and other interested parties.

INFORMATION ITEMS

10. QUARTERLY SOUTH ARCHIBALD PLUME REPORT

Report By: Cindy Miller, South Archibald Plume Program Manager

11. QUARTERLY OPERATIONS REPORT

Report By: Thomas O'Neill, CDA General Manager/CEO

STAFF COMMENTS

- i. Deputy CDA General Counsel, Allison Burns
- ii. CDA CFO/Treasurer, Michael Chung
- iii. CDA General Manager/CEO, Thomas O'Neill

CLOSED SESSION

The Authority may adjourn to a Closed Session to consider litigation matters, personnel matters, or other matters as provided for in the Ralph M. Brown Act (Section 54950 et seq., of the Government Code).

**12. CONFERENCE WITH LEGAL COUNSEL – ANTICIPATED LITIGATION:
CONSIDERATION OF INITIATION OF LITIGATION PURSUANT TO GOVERNMENT
CODE SECTION 54956.9(D)(4)**

(ONE POTENTIAL CASE)

**13. CONFERENCE WITH LEGAL COUNSEL – ANTICIPATED LITIGATION:
SIGNIFICANT EXPOSURE TO LITIGATION PURSUANT TO GOVERNMENT CODE
SECTION 54956.9(D)(2)**

(ONE POTENTIAL CASE)

DIRECTOR COMMENTS

ADJOURN

Declaration of Posting

Any person with a disability who requires accommodations in order to participate in this meeting or for package materials in an alternative format should telephone Executive Assistant Casey Costa at (909) 218-3730, at least 48 hours prior to the meeting in order to make a request for a disability-related modification or accommodation. All accommodation requests will be handled swiftly and resolving all doubts in favor of access. Copies of records provided to Board Members which relate to any agenda item to be discussed in open session may be obtained from Chino Basin Desalter Authority at 3550 Philadelphia Street, Suite 170, Ontario, CA 91761.

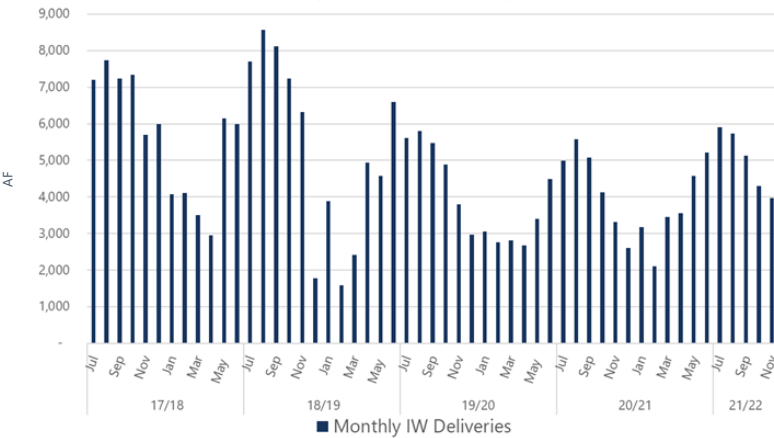
I, Casey Costa, Executive Assistant to the Chino Basin Desalter Authority, hereby certify that a copy of this agenda has been posted by 2:00 p.m. at the Chino Basin Desalter Authority's main office, 3550 Philadelphia Street, Suite 170, Ontario, CA on January 10, 2022.

Casey Costa, Executive Assistant

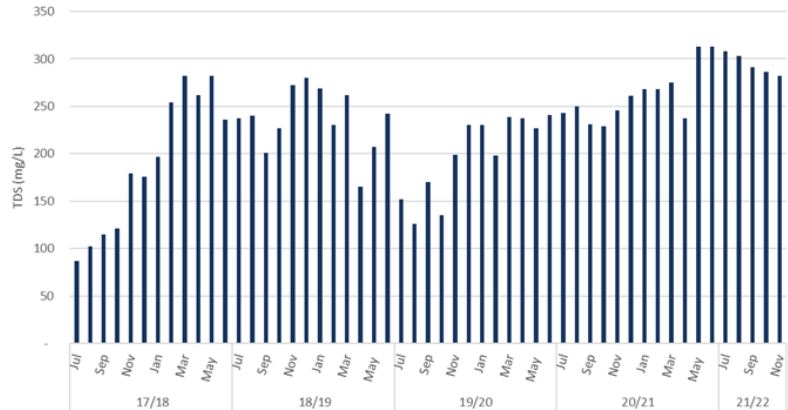
GENERAL MANAGER'S REPORT

Imported Water

Full Service Imported Water Deliveries Summary
(FY 2017/18 to 2021/22)

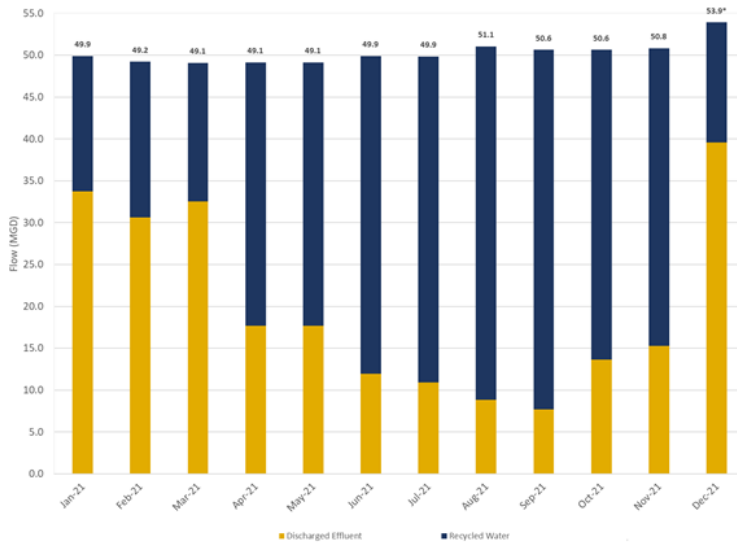


Imported Water TDS Summary
(FY 2017/18 to 2021/22)



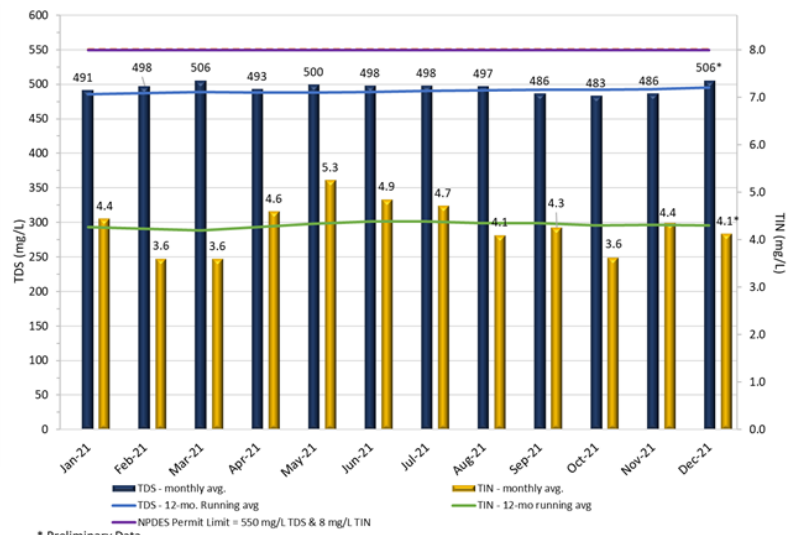
Recycled Water

Recycled Water Use



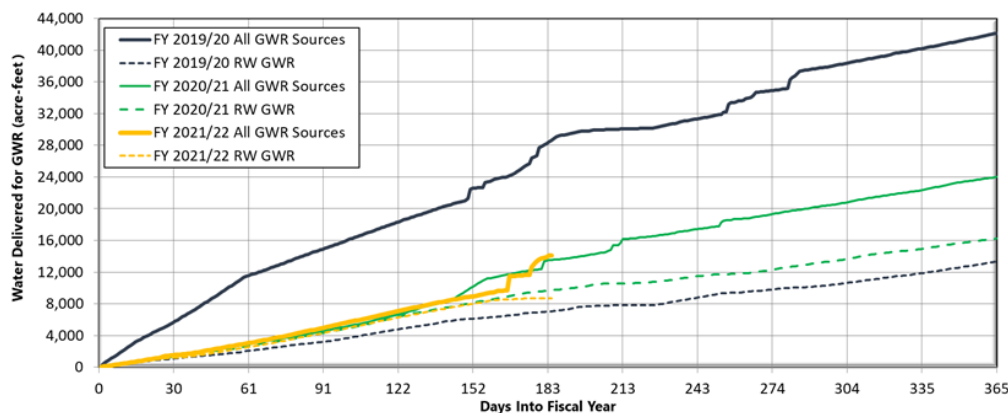
*Preliminary Data

Agency-Wide Effluent TDS & TIN - 12-Month Running Avg



* Preliminary Data

Groundwater Recharge

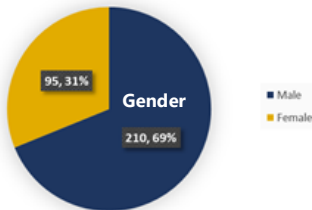
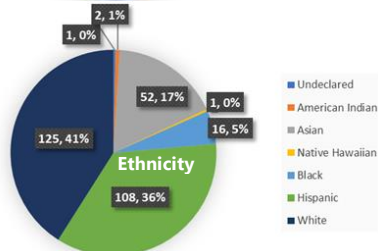
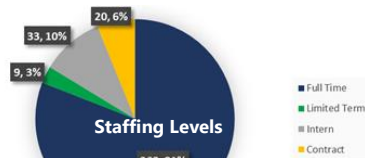


DECEMBER 2022 NOTES:

- The total stormwater and dry weather flow recharged in December is preliminarily estimated at 4,600 acre-feet.
- Recycled water delivered for recharge in December totaled 675 acre-feet.
- Imported water from Cucamonga basin into Chino basin preliminarily totaled 13 acre-feet.
- Chino Basin Watermaster will remove 1.5% for evaporation losses from delivered supplemental water sources (imported water and recycled water).
- Considering evaporation losses, total recharge for December is preliminarily estimated at 5,300 acre-feet.

Human Resources

Pulse of the Organization



COVID-19 Response:

Management team and key staff members continue to meet regularly to discuss Agency impacts from COVID-19.

Agency Highlights

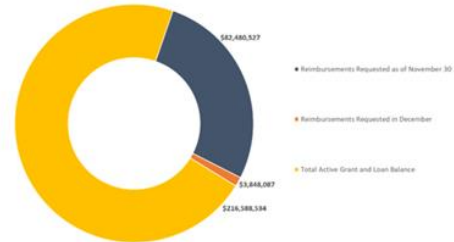
- Operations, Maintenance, Collections and Pretreatment & Source Control, worked together at Philadelphia Lift Station to isolate, clean, and inspect the 12" and 18" force mains. Increased system flows and reduced operating pressures reduce pump run time, increase station reliability, and reduce overall operating costs.
- During the Employee appreciation picnic, the STAR recipients Rodney Brees, Brandon Duncan, and Ryan Ward were recognized for the second half of FY 2020/21. Rodney Brees was the STAR recipient for Employee of the Year. The Agency also recognized staff who reached an anniversary milestone in 2021.
- On December 13th, IEUA's Defined Contribution Plans Administrative Committee trustees Rose Nguyen, Paula Hooven, Kenneth Monfore, and Jesse Pompa were presented with Certificates of Appreciation for the 2019 – 2021 term. Rose Nguyen and Kenneth Monfore have been chosen to continue to serve on the DCP Committee for the next two-year term; their alternates are Alex Lopez and Glenn Edwards.
- Staff completed the winter shutdown for the Chino Desalter 1. The work performed by staff ensures the reliability of the equipment to support full plant capacity production.
- IERCF staff hosted its winter barbeque to celebrate the holidays and the SARBS Safety Plant of the Year Award.
- On December 20th, IEUA hosted its regional Drought Response Task Force with retail agencies, stakeholders, and Metropolitan Water District. The meeting reviewed the forecasted drought and water supply conditions, current efforts and challenges, and ongoing regional coordination.
- On December 8th, the Board of Directors adopted Resolution No. 2021-12-5 recognizing the state and regional drought emergency and activating the Agency's water shortage contingency plan at level 2.
- The Board of Directors held its election of officers and elected Steve Elie to serve as the Agency's Board President. Director Michael Camacho was re-elected to serve as Vice President. Director Tule was elected to serve as Secretary/Treasurer (effective January 1, 2002).

Grants

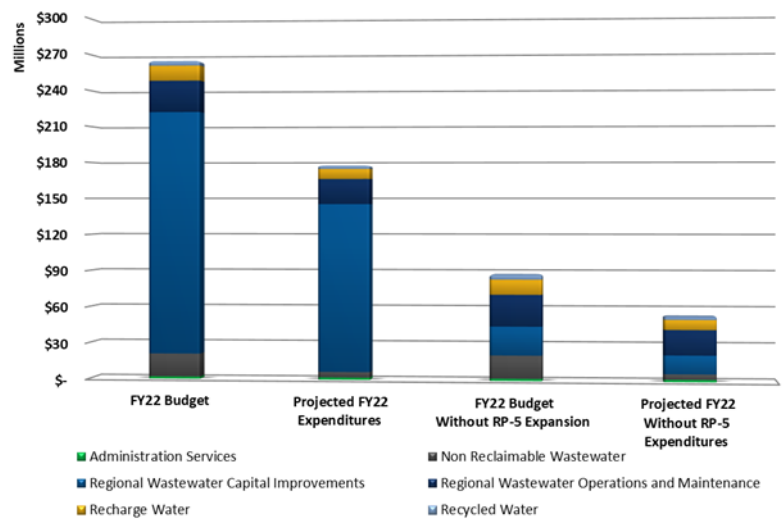
Grant Agreements and Applications



Financial Update



Engineering & Construction Management FY 21/22 Budget Status Update



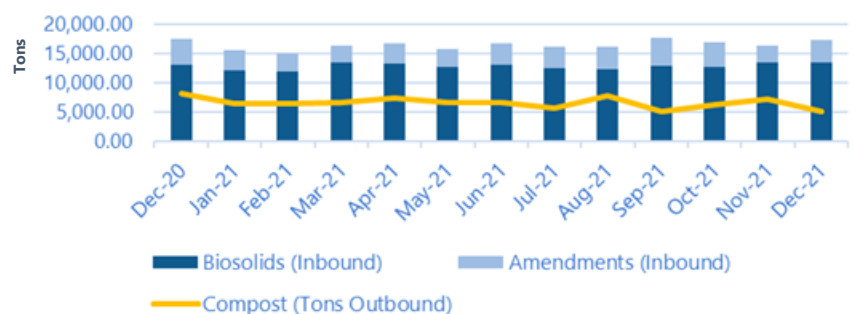
[Bid & Award Look Ahead Schedule](#)

[Active Capital Improvement Project Status](#)

[Emergency Projects](#)

Biosolids/Compost

IERCF Inbound & Outbound

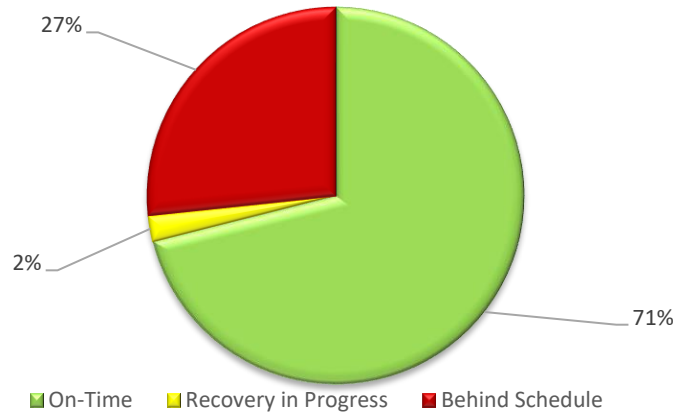


Bid and Award Look Ahead Schedule

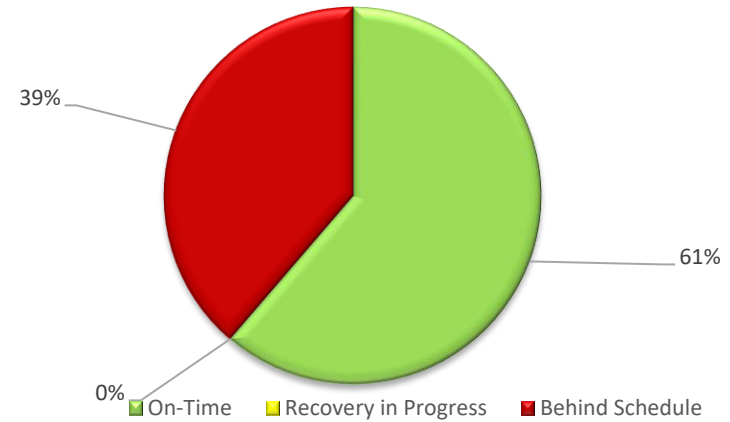
Bid and Award Look Ahead Schedule			
	Project Name	Projected Bid Opening Date	Projected Bid Award Date
	Feb-22		
1	EN20022.00 1299 Bypass PL & Reservoir Tanks Assessment	12/14/2021	2/16/2022
	Mar-22		
2	EN11039.00 RP-1 Disinfection Pump Improvements	1/23/2022	3/16/2022
3	EN20064.00 NSNT Sewer Siphon Replacement	1/30/2022	3/16/2022
4	EN22037.00 Prado De-Chlorination Station Inundation Protection	2/2/2022	3/16/2022
5	EN22042.00 RP4/RP1 Ammonia & Free Chlorine Analyzers	1/23/2022	3/16/2022
6	FM21005.01 Structural Agency Wide Roofing Phase III	2/2/2022	3/16/2022
	Apr-22		
7	EN17006.01 CCWRF 12kV Backup Generator Control Circuit Improvements	1/28/2022	4/20/2022
8	EN21042.00 RP-1 East Influent Gate Replacement	1/22/2022	4/20/2022
9	EN22034.00 RP-1 Generator Control Panel Retrofit/Modernization	2/22/2022	4/20/2022
10	RW15003.03 Montclair Basin Improvements	2/24/2022	4/20/2022
	Jun-22		
11	EN0000000066 Preserve Lift Station Improvements	4/7/2022	6/15/2022
	Jul-22		
12	EN17006.00 CCWRF Asset Management and Improvements	4/28/2022	7/20/2022
13	EN17042.00 Digester 6 and 7 Roof Repairs	5/18/2022	7/20/2022
14	EN23002.00 Philadelphia Lift Station Force Main Improvements	5/16/2022	7/20/2022
	Aug-22		
15	EN21051.00 Ely Monitoring Well	6/21/2022	8/17/2022
	Oct-22		
16	EN21045.00 Montclair Force Main Improvements	8/4/2022	10/19/2022
17	PA22003.00 Agency Wide Paving	7/22/2022	10/19/2022
	Nov-22		
18	EN21041.00 RP-4 Chlorine Contact Basin Cover Repair & RW Wet Well Passive Overflow Line	9/15/2022	11/16/2022
19	EN21053.00 RP-1 Old Effluent Structure Rehabilitation	9/10/2022	11/16/2022
	Dec-22		
20	EN13016.05 SCADA Enterprise System - (Regional Water Recycling Plant No. 1)	10/11/2022	12/21/2022
21	EN21056.00 RP-1 Evaporative Cooling for Aeration Blower Building	10/8/2022	12/21/2022

Active Capital Improvement Project Status

Design Schedule Performance



Construction Schedule Performance



Agency-Wide

No.	Project ID	Project Title	Total Expenditures thru 12/21 (\$)	Total Project Budget (\$)	Project Schedule Performance	Status	Schedule Recovery Plan
1	EN20034.03	Solids Handling Facility Evaluation	234,832	228,865	On-Time	Consultant Contract Award	
2	EN22040.00	NFPA 70E Arc Flash Labels	13,891	210,000	On-Time	Pre-Design	
3	EN19024.00	Regional System Asset Management (Assessment Only)	1,483,910	3,590,419	On-Time	Pre-Design	
4	EN19023.00	Asset Management Planning Document	521,819	977,036	On-Time	Pre-Design	
5	PA22003.00	Agency Wide Paving	8,058	3,810,000	On-Time	Design	
6	EN20038.00	Agency Wide Pavement Management Study	151,299	300,000	On-Time	Design	
7	EN19051.00	RW Hydraulic Modeling	100,527	235,537	On-Time	Design	
8	FM21005.01	Structural Agency Wide Roofing Phase III	111,656	2,600,000	Behind Schedule	Design	The project was put on hold by management last fiscal year due to the deferral of agency rate increase. The project will be rebaselined once the construction contract is awarded.
9	EN22043.00	Agency Wide Chemical Containment Area Rehabilitation Phase 2	13,497	505,000	On-Time	Construction	
10	EN21036.01	CB-11 Turnout Cabinet Repairs	33,543	100,000	Behind Schedule	Construction	When the project was originally advertised on Planetbids, there was not enough interest to generate competitive bids. The project was readvertised, and bids were opened on 11/18/21. The project will be rebaselined once the construction contract is finalized.
11	EN19030.00	WC Asset Management (Assessment Only)	66,246	313,747	On-Time	Construction	
12	EN22045.00	New Regional Project PDR's	-	2,500,000	N/A	Not Started	
Sub Total			2,739,279	15,370,604			

Carbon Canyon

No.	Project ID	Project Title	Total Expenditures thru 12/21 (\$)	Total Project Budget (\$)	Project Schedule Performance	Status	Schedule Recovery Plan
13	EN17006.01	CCWRF 12kV Backup Generator Control Circuit Improvements	-	700,000	On-Time	Design	
14	EN17006.00	CCWRF Asset Management and Improvements	3,989,486	26,103,299	Recovery in Progress	Design	Project bid / award is delayed pending the approval of funding from WIFIA which is expected in 2022.
		<i>Sub Total</i>	<i>3,989,486</i>	<i>26,803,299</i>			

Chino Desalter Authority (CDA)

No.	Project ID	Project Title	Total Expenditures thru 12/21 (\$)	Total Project Budget (\$)	Project Schedule Performance	Status	Schedule Recovery Plan
		None to report currently.					
		<i>Sub Total</i>	<i>-</i>	<i>-</i>			

Collections

No.	Project ID	Project Title	Total Expenditures thru 12/21 (\$)	Total Project Budget (\$)	Project Schedule Performance	Status	Schedule Recovery Plan
15	EN22038.00	RP-2 Digester 3 & 4 Exterior Condition Assessment & Repairs	-	35,000	On-Time	Project Evaluation	
16	EN22036.00	RP-1 Centrate Pipeline Assessment	469	11,000	On-Time	Project Evaluation	
17	EN21058.00	Regional Sewer-Hydraulic Modeling	20,471	70,000	On-Time	Pre-Design	
18	EN20064.00	NSNT Odor Complaints Mitigation	817,374	2,837,200	Behind Schedule	Design	The project is 4 weeks late to allow the relocation of the gas line prior to installing the new sewer. The project will be re-baselined at construction contract award.
19	EN22015.00	Collection System Upgrades FY 21/22	17,431	500,000	On-Time	Bid & Award	
20	EN22014.00	NRWS Manhole Upgrades FY 21/22	14,703	200,000	On-Time	Bid & Award	
21	EN19025.00	Regional Force Main Improvements	1,528,960	4,800,000	Behind Schedule	Construction	To avoid bypassing the San Bernardino Lift station during the rainy season, construction will resume on April 1, 2022. Also, the past delays are due to field challenges to drain the dual sewer line and perform the work.
22	EN19028.00	NRW Manhole and Pipeline Condition Assessment	574,763	915,000	On-Time	Construction	
23	EN19027.00	NRW Pipeline Relining Along Cucamonga Creek	463,453	2,330,000	Behind Schedule	Construction	The project completion date will be delayed by 133 calendar days due to the long lead time needed to procure and deliver the specified vinyl ester resin used for pipeline and manhole lining. Recovery is not possible. A non- compensable time extension was prepared to address the delay.
24	EN20056.00	RSS Haven Avenue Repairs	1,798,140	5,850,000	On-Time	Construction	
25	EN22002.00	NRW East End Flowmeter Replacement	3,326,501	3,600,000	Behind Schedule	Project Acceptance	Delays were caused by the relocation of an unknown SoCalGas pipeline and COVID-19 impacts to the delivery of the ABB Flow Meter. There were additional delays regarding the construction of the diversion structures. Contractor is requesting non-compensable time extension. Recovery is not possible.
26	EN21014.00	NRWS Manhole Upgrades FY 20/21	125,959	180,000	On-Time	Project Acceptance	
27	EN21015.00	Collection System Upgrades FY 20/21	368,486	500,000	On-Time	Project Acceptance	
28	EN22039.00	RP-4 SCADA Performance Improvement	-	1,012,000	N/A	Not Started	
29	EN22046.00	New NRW Project PDR's	-	500,000	N/A	Not Started	
		<i>Sub Total</i>	<i>9,056,711</i>	<i>23,340,200</i>			

Groundwater Recharge

No.	Project ID	Project Title	Total Expenditures thru 12/21 (\$)	Total Project Budget (\$)	Project Schedule Performance	Status	Schedule Recovery Plan
30	EN21051.00	Ely Monitoring Well	91,270	684,999	Behind Schedule	Pre-Design	This project is one of the five predesign projects that were combined as a pilot approach for more efficient project execution and delivery. Delays during the predesign phase were caused by extensive coordination with internal and external stakeholders as well as multiple predesign reviews to ensure compliance and reliability. Recovery is not possible. The project will re-baselined upon construction contract award.
31	RW15003.03	Montclair Basin Improvements	306,842	1,788,000	Behind Schedule	Design	The application fee and annual fees for the 401 Permit are undergoing further review and confirmation, when confirmed the payment will be issued. This will delay the permit process until payment is received. No recovery plan currently.

Groundwater Recharge (Cont.)

No.	Project ID	Project Title	Total Expenditures thru 12/21 (\$)	Total Project Budget (\$)	Project Schedule Performance	Status	Schedule Recovery Plan
32	RW15003.05	RP-3 Basin Improvements (RMPU PID 21)	1,321,852	-	On-Time	Construction	
33	RW15003.06	Wineville/Jurupa/Force Main Improvements	2,967,256	14,517,842	On-Time	Construction	
34	RW15004.00	Lower Day Basin Improvements	3,928,185	4,008,000	On-Time	Project Acceptance	
35	EN22050.00	GWR Basin PLC Upgrades	-	900,000	N/A	Not Started	
36	EN22051.00	Jurupa Basin VFD Upgrades	-	300,000	N/A	Not Started	
37	EN22049.00	GWR-RW OIT Upgrades	-	56,100	N/A	Not Started	
38	EN21057.00	Recharge Basin Clean-up of Illegally Dumped Materials	2,574	245,538	N/A	Not Started	
		Sub Total	8,617,978	22,500,479			

Headquarters

No.	Project ID	Project Title	Total Expenditures thru 12/21 (\$)	Total Project Budget (\$)	Project Schedule Performance	Status	Schedule Recovery Plan
39	EN20008.00	HQ Parking Lot FY19/20	62,293	590,000	On-Time	Construction	
40	EN20040.00	HQ Driveway Improvements	132,000	571,213	On-Time	Construction	
		Sub Total	194,293	1,161,213			

Lift Stations

No.	Project ID	Project Title	Total Expenditures thru 12/21 (\$)	Total Project Budget (\$)	Project Schedule Performance	Status	Schedule Recovery Plan
41	EN22020.00	Philadelphia Lift Station Pump Upgrades	9,344	2,500,000	On-Time	Project Evaluation	
42	EN22037.00	Prado De-Chlorination Station Inundation Protection	26,187	380,000	On-Time	Design	
43	EN0000000066	Preserve Lift Station Improvements	90,136	-	Behind Schedule	Design	After delays during the RFP process to receive three responsive proposals, additional time was needed to draft a reimbursement agreement between IEUA and the City of Chino. It is expected that lost time will be recovered during design and construction.
44	EN23002.00	Philadelphia Lift Station Force Main Improvements	1,158,607	19,094,788	Behind Schedule	Design	The delays to the schedule are attributed to addressing the City of Ontario's comments in addition to awaiting the WIFIA funding approval and availability. The project will be re-baselined at construction contract award.
45	EN22048.00	PLS Generator Control Panel Retrofit/Modernization	2,020	110,000	On-Time	Construction	
		Sub Total	1,286,293	22,084,788			

Regional Water Recycling Plant No. 1 (RP-1)

No.	Project ID	Project Title	Total Expenditures thru 12/21 (\$)	Total Project Budget (\$)	Project Schedule Performance	Status	Schedule Recovery Plan
46	EN22031.00	RP-1 Influent Pump Station Electrical Improvements	17,652	3,000,000	On-Time	Project Evaluation	

Regional Water Recycling Plant No. 1 (RP-1) (Cont.)

No.	Project ID	Project Title	Total Expenditures thru 12/21 (\$)	Total Project Budget (\$)	Project Schedule Performance	Status	Schedule Recovery Plan
47	EN22027.00	RP-1 Repurpose Lab	13,715	1,847,400	On-Time	Project Evaluation	
48	EN21056.00	RP-1 Evaporative Cooling for Aeration Blower Building	4,203	450,000	On-Time	Pre-Design	
49	EN22022.00	RP-1 Air Compressor Upgrades	17,438	1,750,000	On-Time	Project Evaluation	
50	EN22024.00	RP-1 Digester Cleaning Service Contract	1,049	15,000,000	On-Time	Project Evaluation	
51	EN22032.00	RP-1 TP-1 Stormwater Drainage Upgrades	5,213	50,000	On-Time	Project Evaluation	
52	EN22021.00	RP-1 Digester Area Utility Water (UW) Line Replacement	-	100,000	On-Time	Project Evaluation	
53	EN22044.00	RP-1 Thickening Building & Acid Phase Digester	410,423	100,000,000	On-Time	Pre-Design	
54	EN21053.00	RP-1 Old Effluent Structure Rehabilitation	112,909	1,480,507	Behind Schedule	Pre-Design	This project is one of the five predesign projects that were combined as a pilot approach for more efficient project execution and delivery. Delays during the predesign phase were caused by extensive coordination with stakeholders, third party condition assessment and reporting, and multiple predesign reviews to ensure compliance and reliability. Recovery is not possible. The project will re-baselined upon construction contract award.
55	EN22041.00	RP-1 Aeration Basins Utility Water System Improvement	14,745	141,000	On-Time	Pre-Design	
56	EN20051.00	RP-1 MCB and Old Lab Building Rehab	140,268	2,646,161	On-Time	Pre-Design	
57	EN13016.05	SCADA Enterprise System - (Regional Water Recycling Plant No. 1)	3,063,513	3,800,000	Behind Schedule	Design	The project is behind schedule because the RP-4 SCADA migration was re-sequenced and completed before RP-1. The project will be re-baselined once the construction contract is awarded for RP-1. The project is being expedited as much as possible; schedule recovery is not possible.
58	EN11039.00	RP-1 Disinfection Pump Improvements	1,303,877	8,547,043	On-Time	Design	
59	EN21042.00	RP-1 East Influent Gate Replacement	83,430	450,000	On-Time	Design	
60	EN20045.00	RP-1 TP-1 Level Sensor Replacement	40,978	535,311	On-Time	Design	
61	EN22034.00	RP-1 Generator Control Panel Retrofit/Modernization	4,453	225,371	Behind Schedule	Bid & Award	This project has been combined with another similar project at RP-4, and the delay is primarily due to the time associated with that modification. The invitation for Bid is currently in process. Recovery is not possible currently. The schedule will be re-baselined after the construction contract award.
62	PA17006.03	Agency-Wide Aeration	1,146,414	2,956,605	On-Time	Construction	
63	EN21044.00	RP-1 Dewatering Centrate and Drainage Valves (MOV)	131,532	414,160	On-Time	Construction	
64	EN20041.00	RP-1 TP-1 Bleach Mixing Repairs	462,103	680,000	Behind Schedule	Construction	Schedule delays were caused by extensive field investigations and coordination with Operations staff to ensure a proper interface with the existing electrical and control systems. This came during the chemical metering pumps skid submittal review and approval process. A non-compensable time extension was processed to address the schedule delay. Additionally, added work, material availability, and procurement issues have resulted in schedule delays. Recovery is not possible.
65	EN18006.00	RP-1 Flare Improvements	6,487,961	9,200,000	Behind Schedule	Construction	Due to conflict with numerous underground utilities, part of the original design such as equipment foundations and mechanical gas piping could not be constructed. Redesign of this system resulted in schedule delays, change orders and overhead cost claimed by the Contractor. Potential project completion date is now March 2022. Schedule recovery is not possible.
66	EN17042.00	Digester 6 and 7 Roof Repairs	5,164,787	7,828,439	Behind Schedule	Construction	Digester 7 condition assessment and predesign effort were delayed waiting for Digester 6 to be put back in full operation. Digester 6 delayed the project due to issues with the coating subcontractor and multiple operational constraints. Digester 7 predesign is underway. Recovery is not possible. The Project will re-baselined after construction contract award.
67	EN19043.00	RP-1 Centrifuge Foul Air Line	362,839	445,000	Behind Schedule	Project Acceptance	The schedule delay is caused by ongoing maintenance work on Centrifuge 4 which could not be released to the Contractor to complete the work. Schedule recovery is not possible. A notice of substantial completion and non-compensable time extension will be prepared. Air balancing will be completed as a punch list item once Centrifuge #4 is online.
68	EN20065.00	RP-1 Solids Hot Water Loop Valves	1,481,222	1,560,000	On-Time	Project Acceptance	
69	EN17082.00	Mechanical Restoration and Upgrades	9,491,574	10,146,000	Behind Schedule	Project Acceptance	The project is behind schedule due to COVID-19 delaying pump manufacturing. Additional delays were incurred due to unexpected fiber optic cables that needed to be re-routed in the field. The project is now in Project Acceptance and schedule recovery is not possible.
70	EN22025.00	RP-1 Dump Station	-	2,121,100	N/A	Not Started	
71	EN19009.00	RP-1 Energy Recovery	-	4,425,000	N/A	Not Started	
72	EN22030.00	Replace Anoxic Mixers with More Energy Efficient System	-	840,000	N/A	Not Started	
		Sub Total	29,962,297	180,639,097			

Regional Water Recycling Plant No. 4 (RP-4)

No.	Project ID	Project Title	Total Expenditures thru 12/21 (\$)	Total Project Budget (\$)	Project Schedule Performance	Status	Schedule Recovery Plan
73	EN21041.00	RP-4 Contact Basin Cover & Wet Well Passive Overflow Replacement	205,521	4,334,000	On-Time	Pre-Design	
74	EN22042.00	RP-4 Ammonia Analyzer and Support System	30,982	500,000	Behind Schedule	Design	Due to changing of preferred equipment suppliers and coordination with Hach, Neuros, and the slowness of Lincus, the project evaluation took longer than anticipated. In addition, late design change requests delayed the project further. No recovery possible.
75	EN17043.00	RP4 Primary Clarifier Rehab	4,564,911	7,820,765	Behind Schedule	Project Acceptance	This project's contract was extended 100 days due to the addition of the Neuros blowers. Recovery is not possible.
76	EN17110.00	RP-4 Process Improvements	10,308,134	13,180,691	Behind Schedule	Construction	This project's contract was extended 100 days due to the addition of the Neuros blowers. Recovery is not possible.
77	EN17110.03	RP-4 Aeration Basin Wall Repair	4,028,604	5,052,448	Behind Schedule	Construction	The project is delayed due to a combination of equipment delays related to COVID 19, and delays associated with coating contractor's scope. Contract time extensions were issued to contractor. No recovery possible.
		<i>Sub Total</i>	<i>19,138,152</i>	<i>30,887,904</i>			

Regional Water Recycling Plant No. 5 (RP-5)

No.	Project ID	Project Title	Total Expenditures thru 12/21 (\$)	Total Project Budget (\$)	Project Schedule Performance	Status	Schedule Recovery Plan
78	EN21047.00	RP-5 Bar Screen Inlet Gate Actuators Replacement	8,163	370,000	On-Time	Project Evaluation	
79	EN22033.00	RP-5 Emergency Generator Load Bank Installation	3,762	145,000	On-Time	Construction	
80	EN19001.00	RP-5 Expansion to 30 mgd	66,552,316	245,000,000	On-Time	Construction	
81	EN19006.00	RP-5 Biosolids Facility	68,584,721	205,000,000	On-Time	Construction	
		<i>Sub Total</i>	<i>135,148,962</i>	<i>450,515,000</i>			

Recycled Water

No.	Project ID	Project Title	Total Expenditures thru 12/21 (\$)	Total Project Budget (\$)	Project Schedule Performance	Status	Schedule Recovery Plan
82	EN15002.00	1158 Reservoir Site Cleanup	158,897	1,215,000	Behind Schedule	Project Evaluation	The Department of Toxic Substances Control (DTSC) received and reviewed the project Work Plan. DTSC also completed the Facility-initiated Corrective Agreement (FICA) with IEUA and is now requesting a complete Soil Management Plan (SMP) which was not requested earlier. The project will be re-baselined upon approval from DTCS when the overall scope has been defined.
83	EN21045.00	Montclair Force Main Improvements	208,587	6,800,000	Behind Schedule	Pre-Design	This project is one of the five predesign projects that were combined as a pilot approach for more efficient project execution and delivery. Delays during the predesign phase were caused by extensive coordination with internal and external stakeholders as well as multiple predesign reviews to ensure compliance and reliability. Recovery is not possible. The project will re-baselined upon approval of the project charter.
84	EN21050.00	8th Street RW Turnout Connection to the 1630 W Pipeline	77,909	1,566,066	On-Time	Pre-Design	
85	EN20022.00	1299 Reservoir Paint/Coating Repairs and Upgrades	19,097	200,000	On-Time	Bid & Award	
86	EN17041.00	Orchard Recycled Water Turnout Improvements	425,815	477,000	On-Time	Project Acceptance	
		<i>Sub Total</i>	<i>890,305</i>	<i>10,258,066</i>			
		<i>Overall Totals</i>	<i>211,023,756</i>	<i>783,560,650</i>			

Emergency Projects

FY21/22 Emergency Projects									
	Project ID	Contractor	Task Order Description	Location	TO #	Original Not-to-Exceed /Estimate	Actual Cost thru 10/28	Date of Award	Status
Agency Wide									
1	EN22016.01	Mike Bubalo Construction	Bon View Ave	Agencywide	TO-005	35,700	3,969	10/25/2021	Completed
Sub Totals						35,700	3,969		
RP-1									
2	EN22017.03	Mike Bubalo Construction	Recycled Water Line Repair for RP-1	RP-1	TO-0004	21,710	16,684	8/10/2021	Completed
3	EN22019.01	W.A. Rasic Construction Co., Inc.	RP1 Scum Valve Replacement	RP-1	TO-0030	16,475	1,960	8/19/2021	Completed
4	EN22019.02	Custom Conveyor/Schwing Bioset Inc	Vertical Conveyor Repairs at the RP1 Dewatering Bldg.	RP-1	N/A	75,000	0	11/30/2021	Active
Sub Totals						113,185	18,644		
CCWRF									
5	EN22017.01	W.A. Rasic Construction Co., Inc.	CCWRF Secondary Clarifier and Headworks Leak Repair	CCWRF	TO-0028	15,888	13,705	7/22/2021	Completed
Sub Totals						15,888	13,705		
Recycled Water									
6	EN22017.02	W.A. Rasic Construction Co., Inc.	42" 1158 RW Leak	RW	TO-0029	236,000	0	7/22/2021	Completed
Sub Totals						236,000	0		
Grand Total						400,773	36,318		

December Emergency Project(s)						
Contractor	Task Order Description	Details of the Circumstances/Cause of Emergency	Scope of Repair	Location	Date of Call Out	Not-to-Exceed /Estimate
None currently						