



**AGENDA  
REGULAR MEETING OF THE  
INLAND EMPIRE UTILITIES AGENCY\*  
BOARD OF DIRECTORS**

**WEDNESDAY, NOVEMBER 17, 2021  
10:00 A.M.**

**VIEW THE MEETING LIVE ONLINE AT IEUA.ORG  
TELEPHONE ACCESS: (415) 856-9169 / Conf Code: 811 284 110#**

PURSUANT TO AB361 AND RESOLUTION NO. 2021-11-6, ADOPTED BY THE IEUA BOARD OF DIRECTORS ON NOVEMBER 3, 2021, IEUA BOARD AND COMMITTEE MEETINGS WILL CONTINUE TO BE CONDUCTED THROUGH TELECONFERENCE IN AN EFFORT TO PROTECT PUBLIC HEALTH AND PREVENT THE SPREAD OF COVID-19. THERE WILL BE NO PUBLIC LOCATION AVAILABLE FOR ATTENDING THE MEETING IN PERSON.

The public may participate and provide public comment during the meeting by dialing into the number provided above. Comments may also be submitted by email to the Board Secretary/Office Manager Denise Garzaro at [dgarzaro@ieua.org](mailto:dgarzaro@ieua.org) prior to the completion of the Public Comment section of the meeting. Comments will be distributed to the Board of Directors.

**CALL TO ORDER OF THE INLAND EMPIRE UTILITIES AGENCY BOARD OF DIRECTORS MEETING**

**FLAG SALUTE**

**PUBLIC COMMENT**

Members of the public may address the Board on any item that is within the jurisdiction of the Board; however, no action may be taken on any item not appearing on the agenda unless the action is otherwise authorized by Subdivision (b) of Section 54954.2 of the Government Code. Those persons wishing to address the Board on any matter, whether or not it appears on the agenda, are requested to email the Board Secretary/Office Manager prior to the public comment section or request to address the Board during the public comments section of the meeting. Comments will be limited to three minutes per speaker. Thank you.

**ADDITIONS TO THE AGENDA**

In accordance with Section 54954.2 of the Government Code (Brown Act), additions to the agenda require two-thirds vote of the legislative body, or, if less than two-thirds of the members are present, a unanimous vote of those members present, that there is a need to take immediate action and that the need for action came to the attention of the local agency subsequent to the agenda being posted.

\*A Municipal Water District

## **NEW, PROMOTED AND RECLASSIFIED EMPLOYEE INTRODUCTIONS**

### **1. CONSENT ITEMS**

NOTICE: All matters listed under the Consent Calendar are considered to be routine and non-controversial and will be acted upon by the Board by one motion in the form listed below. There will be no separate discussion on these items prior to the time the Board votes unless any Board members, staff or the public requests specific items be discussed and/or removed from the Consent Calendar for separate action.

#### **A. MINUTES**

Approve minutes of the October 6, 2021 and October 15, 2021 Board Meetings.

#### **B. REPORT ON GENERAL DISBURSEMENTS**

Staff recommends that the Board approve the total disbursements for the month of September 2021 in the amount of \$32,685,185.74.

#### **C. JANITORIAL SERVICES CONTRACT AWARD** *(Eng, Ops & WR)*

Staff recommends that the Board:

1. Approve the award of Contract No. 4600003083 to Priority Building Services, LLC to provide Janitorial Services for a total contract price not-to-exceed amount of \$1,800,000 over five years with a fixed price period of two years with three one-year options to extend with CPI increases; and
2. Authorize the General Manager to execute the service contract.

#### **D. AGENCY-WIDE CHEMICAL CONTAINMENT AREA REHABILITATION PHASE 2 CONSTRUCTION CONTRACT AWARD** *(Eng, Ops & WR)*

Staff recommends that the Board:

1. Award a construction contract for the Agency-Wide Chemical Containment Rehabilitation Phase 2, Project No. EN22043, to Techno Coating Inc., in the amount of \$238,112; and
2. Authorize the General Manager to execute the construction contract, subject to non-substantive changes.

#### **E. RP-1 FLARE IMPROVEMENTS PROJECT CHANGE ORDER - EXTENDED OVERHEAD** *(Eng, Ops & WR)*

Staff recommends that the Board:

1. Approve a construction contract change order for the RP-1 Flare Improvement, Project No. EN18006, to W.M. Lyles Co., for the not-to-exceed amount of \$157,857, increasing the contract from \$5,914,408 to \$6,072,265 (approximately 2.6% increase);
2. Amend the Total Project Budget for the RP-1 Flare Improvement,

Project No. EN18006, in the amount of \$1,550,000 increasing the budget from \$7,650,000 to \$9,200,000 (20% increase) in the Regional Capital Fund; and

3. Authorize the General Manager to execute the change order and budget amendment, subject to non-substantive changes.

**F. ADOPTION OF RESOLUTION NO. 2021-11-1, MAKING CERTAIN FINDINGS AND DETERMINATIONS REGARDING SPECIAL RULES FOR CONDUCTING MEETINGS THROUGH TELECONFERENCE**

Staff recommends that the Board adopt Resolution No. 2021-11-1, making certain findings and determinations regarding special rules for conducting meetings through teleconference.

**G. RP-5 BIRD ABATEMENT CONTRACT AWARD (Eng, Ops & WR)**

Staff recommends that the Board:

1. Approve the award of Contract No. 4600003080 to Adam's Falconry Service, LLC to provide RP-5 Bird Abatement Services for a total contract price not-to-exceed amount of \$195,000 over three years with two one-year options to extend; and
2. Authorize the General Manager to execute the service contract.

**2. ACTION ITEM**

**A. ASSOCIATION OF CALIFORNIA WATER AGENCIES (ACWA) ELECTION FOR 2022/23 TERM**

Staff recommends that the Board determine the Agency's vote for the Association of California Water Agencies President and Vice President for the 2022/23 term by:

1. Casting a vote for the slate of candidates recommended by ACWA's Nominating Committee or voting for nominations from the floor; and
2. Delegate an Agency representative to attend the meeting to cast the vote on December 1, 2021.

**3. INFORMATION ITEMS**

**A. WATER STORAGE INVESTMENT PROGRAM/CHINO BASIN PROGRAM UPDATE (ORAL)**

**B. UPDATING IEUA'S REGIONAL WATER USE EFFICIENCY PROGRAM (POWERPOINT)**

**C. ENGINEERING AND CONSTRUCTION MANAGEMENT PROJECT UPDATES (POWERPOINT) (Eng, Ops & WR)**

## **RECEIVE AND FILE INFORMATION ITEMS**

- D. **STATE LEGISLATIVE REPORT AND MATRIX FROM WEST COAST ADVISORS (WRITTEN)** *(Community & Leg)*
- E. **FEDERAL LEGISLATIVE REPORT AND MATRIX FROM INNOVATIVE FEDERAL STRATEGIES (WRITTEN)** *(Community & Leg)*
- F. **CALIFORNIA STRATEGIES, LLC MONTHLY ACTIVITY REPORT (WRITTEN)** *(Community & Leg)*
- G. **PUBLIC OUTREACH AND COMMUNICATION (WRITTEN)** *(Community & Leg)*
- H. **RP-5 EXPANSION PROJECT UPDATE: NOVEMBER 2021 (POWERPOINT)** *(Eng, Ops & WR)*
- I. **STRATEGIC PLANNING & RESOURCES ANNUAL REPORT – REVISED FOR NOVEMBER 2021 (WRITTEN)** *(Eng, Ops & WR)*
- J. **TREASURER’S REPORT OF FINANCIAL AFFAIRS (WRITTEN/ POWERPOINT)**

### **4. AGENCY REPRESENTATIVES’ REPORTS**

- A. **SANTA ANA WATERSHED PROJECT AUTHORITY REPORT (WRITTEN)**  
November 2, 2021 and November 16, 2021 SAWPA Commission meetings
- B. **METROPOLITAN WATER DISTRICT OF SOUTHERN CALIFORNIA REPORT (WRITTEN)**  
November 9, 2021 MWD Board meeting
- C. **REGIONAL SEWERAGE PROGRAM POLICY COMMITTEE REPORT (WRITTEN)**  
November 4, 2021 Regional Sewerage Program Policy Committee meeting
- D. **CHINO BASIN WATERMASTER REPORT (WRITTEN)**  
October 28, 2021 Chino Basin Watermaster Board meeting
- E. **CHINO BASIN DESALTER AUTHORITY REPORT (WRITTEN)**  
November 4, 2021 CDA Special Board meeting
- F. **INLAND EMPIRE REGIONAL COMPOSTING AUTHORITY REPORT (WRITTEN)**  
November 1, 2021 IERCA Board meeting

### **5. GENERAL MANAGER’S REPORT (WRITTEN)**



6. **BOARD OF DIRECTORS' REQUESTED FUTURE AGENDA ITEMS**

7. **DIRECTORS' COMMENTS**

A. **CONFERENCE REPORTS**

This is the time and place for the Members of the Board to report on prescheduled Committee/District Representative Assignment meetings, which were held since the last regular Board meeting, and/or any other items of interest.

8. **CLOSED SESSION**

A. **PURSUANT TO GOVERNMENT CODE SECTION 54956.9(d)(2)(e)1**  
**CONFERENCE WITH LEGAL COUNSEL - ANTICIPATED LITIGATION**

Two Cases

**ADJOURN**

**Declaration of Posting**

---

I, Denise Garzaro, CMC, Board Secretary/Office Manager of the Inland Empire Utilities Agency\*, a Municipal Water District, hereby certify that, per Government Code Section 54954.2, a copy of this agenda has been posted at the Agency's main office, 6075 Kimball Avenue, Building A, Chino, CA and on the Agency's website at [www.ieua.org](http://www.ieua.org) at least seventy-two (72) hours prior to the meeting date and time above.

In compliance with the Americans with Disabilities Act, if you need special assistance to participate in this meeting, please contact the Board Secretary at (909) 993-1736 or [dgarzaro@ieua.org](mailto:dgarzaro@ieua.org), 48 hours prior to the scheduled meeting so that IEUA can make reasonable arrangements to ensure accessibility.

**CONSENT  
CALENDAR  
ITEM**

**1A**



**MINUTES  
REGULAR WORKSHOP/MEETING OF THE  
INLAND EMPIRE UTILITIES AGENCY  
BOARD OF DIRECTORS**

**WEDNESDAY, OCTOBER 6, 2021  
10:00 A.M.**

**DIRECTORS PRESENT:**

Jasmin A. Hall, President  
Steven J. Elie, Secretary/Treasurer

**DIRECTORS PRESENT via Video/Teleconference:**

Michael Camacho, Vice President  
Paul Hofer, Director  
Marco Tule, Director

**STAFF PRESENT:**

Shivaji Deshmukh, General Manager  
Christiana Daisy, Deputy General Manager  
Denise Garzaro, Board Secretary/Office Manager  
Sylvie Lee, Manager of Strategic Planning & Resources  
Daniel Solorzano, Technology Specialist I  
Teresa Velarde, Manager of Internal Audit

**STAFF PRESENT via Video/Teleconference:**

Kathy Besser, Executive Manager of External & Government Affairs/AGM  
Javier Chagoyen-Lazaro, Acting Executive Manager of Finance & Administration/AGM  
Randy Lee, Executive Manager of Operations/AGM  
Christina Valencia, Executive Manager of Finance & Administration/AGM  
Joshua Aguilar, Senior Engineer  
Andrea Carruthers, Manager of External Affairs  
Jerry Burke, Manager of Engineering & Construction Management  
Robert Delgado, Manager of Operations & Maintenance  
Elizabeth Hurst, Senior Environmental Resource Planner  
Jennifer Hy-Luk, Acting Executive Assistant  
Eddie Lin, Senior Engineer  
Liza Munoz, Senior Engineer  
Joshua Oelrich, Deputy Manager of Maintenance  
Cathleen Pieroni, Manager of Inter-Agency Relations  
Jesse Pompa, Manager of Grants  
Jeanina Romero, Executive Assistant  
Wilson To, Technology Specialist II  
Jeff Ziegenbein, Manager of Regional Compost Operations

**OTHERS PRESENT via Video/Teleconference:**

Alexander Bugbee, Carollo Engineers  
Jean Cihigoyenette, JC Law Firm

A meeting of the Board of Directors of the Inland Empire Utilities Agency\* was held at the office of the Agency, 6075 Kimball Avenue, Building A, Chino, California and via video/teleconference on the above date.

President Hall called the meeting to order at 10:00 a.m. Laboratory Scientist I Matthew Solis led the Pledge of Allegiance. Board Secretary Denise Garzaro took roll call and established a quorum.

#### **PUBLIC COMMENT**

There were no public comments.

#### **ADDITIONS TO THE AGENDA**

There were no changes/additions/deletions to the agenda.

#### **1. ACTION ITEM**

##### **A. ADOPTION OF RESOLUTION NO. 2021-10-1, MAKING CERTAIN FINDINGS AND DETERMINATIONS REGARDING SPECIAL RULES FOR CONDUCTING MEETINGS THROUGH TELECONFERENCE**

General Manager Shivaji Deshmukh provided background information on this item.

General Counsel Jean Cihigoyenetché noted that since the state of emergency is still in place and to protect public health it is recommended that the Board continue to conduct meetings through teleconference. He added that the Board will have to make the findings every 30 days to continue to conduct meetings under the special rules.

President Hall inquired about the requirements of teleconferencing under AB361.

Director Elie noted that he would like the Board to consider returning to in-person meetings in the month of November.

Director Hofer asked staff to provide information on the protocols that will be required of the Board once they return to meeting in-person.

General Manager Deshmukh confirmed that staff would work on those protocols and provide a report to the Board.

MOVED BY DIRECTOR CAMACHO, SECONDED BY  
DIRECTOR ELIE, THE BOARD ADOPTED RESOLUTION  
NO. 2021-10-1, MAKING CERTAIN FINDINGS AND  
DETERMINATIONS REGARDING SPECIAL RULES FOR  
CONDUCTING MEETINGS THROUGH  
TELECONFERENCE, BY THE FOLLOWING VOTE:

Ayes: Camacho, Elie, Hall, Hofer, Tule

Noes: None

Absent: None

**2. WORKSHOP**

**A. CHINO BASIN PROGRAM (PROPOSITION 1 WATER STORAGE INVESTMENT PROGRAM)**

General Manager Shivaji Deshmukh introduced the item and indicated that staff would provide a brief update on the Program in response to discussions that occurred at the September 29 Joint Board-Policy Workshop and the September 30 Regional Technical Committee meeting.

Discussion ensued regarding the next steps in the process and the impacts of the Program.

**INFORMATION ITEM ONLY; NO ACTION TAKEN**

**3. GENERAL MANAGER'S COMMENTS**

General Manager Shivaji Deshmukh stated that the California Legislature officially designated the first week in October California Water Professionals Appreciation Week. This week is intended to highlight the important role of water industry professionals and local public water agencies in ensuring safe and reliable water, wastewater, and recycled water in California. He detailed the activities that will take place to recognize Agency staff. He noted that this a great opportunity to recognize the commitment and hard work of IEUA staff and to highlight the integral role they play in securing a reliable water supply in the region.

**4. BOARD OF DIRECTORS REQUESTED FUTURE AGENDA ITEMS**

There were no future requested agenda items from the Board of Directors.

**5. DIRECTORS' COMMENTS**

Director Hofer noted that he would submit a request to staff to provide additional information on the CBP/WSIP.

**ADJOURNMENT**

With no further business, President Hall adjourned the meeting at 10:45 a.m.

---

Steven J. Elie, Secretary/Treasurer

**APPROVED: NOVEMBER 17, 2021**



**MINUTES  
REGULAR MEETING OF THE  
INLAND EMPIRE UTILITIES AGENCY  
BOARD OF DIRECTORS**

**WEDNESDAY, OCTOBER 20, 2021  
10:00 A.M.**

**DIRECTORS PRESENT:**

Steven J. Elie, Secretary/Treasurer

**DIRECTORS PRESENT via Video/Teleconference:**

Jasmin A. Hall, President (*joined at 10:15 am*)

Michael Camacho, Vice President

Paul Hofer, Director

Marco Tule, Director

**STAFF PRESENT:**

Shivaji Deshmukh, General Manager

Christiana Daisy, Deputy General Manager

Denise Garzaro, Board Secretary/Office Manager

Sylvie Lee, Manager of Strategic Planning & Resources

Liza Munoz, Senior Engineer

Daniel Solorzano, Network Administrator

Teresa Velarde, Manager of Internal Audit

**STAFF PRESENT via Video/Teleconference:**

Kathy Besser, Executive Manager of External & Government Affairs/AGM

Javier Chagoyen-Lazaro, Acting Executive Manager of Finance & Administration/AGM

Randy Lee, Executive Manager of Operations/AGM

Joshua Aguilar, Senior Engineer

Adham Almasri, Principal Engineer

Jerry Burke, Manager of Engineering & Construction Management

Pietro Cambiaso, Deputy Manager of Strategic Planning & Resources

Andrea Carruthers, Manager of External Affairs

Marcus Coulombe, Sales Coordinator

Julianne Frabizo, Engineering Consultant

Don Hamlett, Acting Deputy Manager of Integrated Systems Services

Jennifer Hy-Luk, Acting Executive Assistant

Joel Ignacio, Senior Engineer

Eddie Lin, Senior Engineer

Joshua Oelrich, Deputy Manager of Maintenance

Kanes Pantayatiwong, Manager of Business Information Services

Cathleen Pieroni, Manager of Inter-Agency Relations

Matthew Poeske, P.E., Senior Engineer

Jesse Pompa, Manager of Grants

Sushmitha Reddy, Manager of Laboratories

Jeanina Romero, Executive Assistant  
Travis Sprague, Principal Engineer  
Wilson To, Technology Specialist II  
Brian Wilson, Senior Engineer  
Jeff Ziegenbein, Manager of Regional Compost Operations  
Jamal Zughbi, P.E, Senior Engineer/Project Manager

**OTHERS PRESENT:**

Jean Cihigoyenette, JC Law Firm

**OTHERS PRESENT via Video/Teleconference:**

Alexander Bugbee, Carollo Engineers

A meeting of the Board of Directors of the Inland Empire Utilities Agency\* was held at the office of the Agency, 6075 Kimball Avenue, Building A, Chino, California and via video/teleconference on the above date.

Vice President Camacho called the meeting to order at 10:00 a.m. Contracts Administrator II Harlan Delzer led the Pledge of Allegiance. Board Secretary/Office Manager Denise Garzaro took roll call and established a quorum.

**PUBLIC COMMENT**

There were no public comments.

**ADDITIONS TO THE AGENDA**

There were no changes/additions/deletions to the agenda.

**NEW, PROMOTED AND RECLASSIFIED EMPLOYEE INTRODUCTIONS**

The following staff members from the Operations Division were hired or promoted:

- Gary Te, Business Systems Analyst II, promoted October 3, 2021, Business Information Services
- Daniel Solorzano, Network Administrator, promoted October 17, 2021, Integrated Systems Services
- Jose Macias, Wastewater Treatment Plant Operator II, hired October 4, 2021, Operations - Carbon Canyon
- Paul Perez, Collection System Operator II, hired October 4, 2021, Sewer Collections
- Adrienne Fernandez, Administrative Assistant II, hired October 4, 2021, Organics Management
- Harry Munoz, Compost Operator, promoted September 19, 2021, Organics Management

The following staff members from the Technical Resources Division were hired or promoted:

- Eddie Lin, Senior Engineer, promoted September 19, 2021, Strategic Planning & Resources
- Justin Tao, Associate Engineer, hired October 3, 2021, Engineering

The Board of Directors welcomed Mr. Macias, Mr. Perez, Ms. Fernandez and Mr. Tao to the IEUA team. The Board of Directors congratulated Mr. Te, Mr. Solorzano, Mr. Munoz and Mr. Lin on their promotions.

1. **CONSENT ITEMS**

A. **MINUTES**

B. **REPORT ON GENERAL DISBURSEMENTS**

C. **ADOPTION OF RESOLUTION NO. 2021-10-2, AUTHORIZING IEUA TO ENTER INTO A FINANCIAL ASSISTANCE AGREEMENT UNDER THE WATERSMART: WATER AND ENERGY EFFICIENCY PROGRAM**

D. **NORTH SYSTEM NORTH TRUNK SEWER SIPHON REPLACEMENT PROJECT SOCIAL GAS LINE RELOCATION**

E. **HEADQUARTERS PARKING LOT AND DRIVEWAY IMPROVEMENTS CONSTRUCTION CONTRACT AWARD**

F. **42-INCH RECYCLED WATER LEAK EMERGENCY PROJECT RATIFICATION**

G. **GLEN MEADE TRUNK CRITICAL REPAIR PROJECT CONSTRUCTION CONTRACT AWARD**

H. **RP-1 FLARE IMPROVEMENTS PROJECT CHANGE ORDER**

I. **HORIBA AMMONIA NITROGEN METER STANDARDIZATION**

J. **CALIFORNIA SPECIAL DISTRICTS ASSOCIATION 2021 BYLAW VOTE**

MOVED BY DIRECTOR TULE, SECONDED BY  
DIRECTOR HOFER, AGENDA ITEM NOS. 1A  
THROUGH 1J WERE APPROVED AS  
RECOMMENDED BELOW, BY THE FOLLOWING  
VOTE:

Ayes: Camacho, Elie, Hofer, Tule,

Noes: None

Absent: Hall

- Approved the minutes of the September 1, 2021 Workshop and September 15, 2021 Board Meeting.
- Approved the total disbursements for the month of August 2021, in the amount of \$25,610,479.96.



- Adopted Resolution No. 2021-10-2, authorizing the General Manager to enter into a financial assistant agreement under the United State Bureau of Reclamation's WaterSMART: Water and Energy Efficiency Grants Program for the Landscape Water Conservation Program.
- Authorized the General Manager to execute the collectible work agreement with SoCalGas in the amount of \$390,156.10, subject to non-substantive changes.
- Awarded a construction contract for the Headquarters Parking Lot and Driveway Improvements, Project Nos. EN20008 and EN20040, to W.A. Rasic Construction Company, Inc. in the amount of \$696,288 (\$426,000 for Project No. EN20008 and \$270,288 for Project No. EN20040); amended the Total Project Budget and FY 2021/22 Budget for Headquarters Parking Lot Project No. EN20008 in the amount of \$150,000, increasing the budget from \$440,000 to \$590,000 (34% increase) in the General Administrative (GG) fund; and authorized the General Manager to execute the construction contract and budget amendment, subject to non-substantive changes.
- Ratified the emergency task order for the 42-inch Recycled Water Leak, Project No. No. EN22017.02, to W.A. Rasic Construction Company, Inc., in the amount of \$331,053.37; amended the Total Project Budget and FY 2021/22 Budget for the WC Emergency, Project No. EN22017, in the amount of \$350,000, increasing the budget from \$150,000 to \$500,000 (34% increase) in the Recycled Water (WC) fund; and authorized the General Manager to approve the emergency task order and budget amendment, subject to non-substantive changes.
- Approved a construction contract for the Glen Meade Trunk Critical Repair Project, No. EN19024, to Tharsos, Inc., in the amount of \$168,540; and authorized the General Manager to execute the contract, subject to non-substantive changes.
- Approved two construction change orders for the RP-1 Flare Improvement Project, No. EN18006, to WM Lyles Co., for the not-to-exceed amount of \$324,977, increasing the contract from \$5,589,431 to \$5,914,408 (approximately 5.8% increase); amended the Total Project Budget for the RP-1 Flare Improvement Project, No. EN18006, in the amount of \$1,555,000 increasing the budget from \$7,650,000 to \$9,200,000 (20% increase) in the Regional Capital (RC) Fund; and authorized the General Manager to execute the change orders, subject to non-substantive changes.
- Adopted a finding pursuant to Public Contract Code 3400(c) that the use of Horiba Advance Techno Company Ammonia Nitrogen Meters, specifically conditions: (2) to match existing product that will be in use at Regional Plant No. 5 after the completion of the expansion project; and (3) the ammonia nitrogen meters are only available from Horiba; and authorized the standardization selection and sole source procurement for future O&M and capital projects.
- Directed staff to cast a "Yes" vote to the approve the proposed updates to the California Special Districts Association's (CSDA) Bylaws.

***President Hall joined the Board meeting at 10:15 a.m.***

## 2. **ACTION ITEMS**

### **A. CHINO BASIN PROGRAM (PROPOSITION 1 WATER STORAGE INVESTMENT PROGRAM)**

Manager of Strategic Planning & Resources Sylvie Lee provided the staff presentation.

Discussion ensued regarding the necessity and impacts of the program.

MOVED BY DIRECTOR CAMACHO, SECONDED BY DIRECTOR ELIE, AGENDA ITEM NO. 2A APPROVED, AUTHORIZING THE GENERAL MANAGER TO SUBMIT A LETTER TO THE DEPARTMENT OF WATER RESOURCES THAT MEETS THE REQUIREMENTS OF SECTION 6013(f)(2)(C) OF THE CALIFORNIA CODE OF REGULATIONS IN RELATION TO THE WATER STORAGE INVESTMENT PROGRAM FOR A COMMITMENT OF NOT LESS THAN 75-PERCENT OF THE NON-PUBLIC COST SHARES FOR THE CHINO BASIN PROGRAM, SUBJECT TO NON-SUBSTANTIVE CHANGES, BY THE FOLLOWING VOTE:

Ayes: Camacho, Elie, Hall, Hofer, Tule

Noes: None

Absent: None

### **B. TOTAL PROJECT BUDGET AMENDMENT**

Acting Executive Manager of Finance & Administration/AGM Javier Chagoyen-Lazaro provided the staff presentation.

MOVED BY DIRECTOR ELIE, SECONDED BY DIRECTOR TULE, AGENDA ITEM NO. 2B APPROVED, AMENDING THE TOTAL PROJECT BUDGET FOR 26 PROJECTS IN THE AMOUNT OF \$136,103,248, INCREASING THE TOTAL PROJECT BUDGET FROM \$455,314,824 TO \$591,418,072 IN THE FOLLOWING FUNDS: ADMINISTRATIVE SERVICE (GG) FUND \$271,213, NON-RECLAIMABLE WASTEWATER (NC) FUND \$3,173,988, RECYCLED WATER (WC) FUND \$1,689,068, REGIONAL WASTEWATER OPERATIONS AND MAINTENANCE (RO) FUND \$21,311,936 AND REGIONAL WASTEWATER CAPITAL (RC) FUND \$109,657,043, BY THE FOLLOWING VOTE:

Ayes: Camacho, Elie, Hall, Hofer, Tule  
Noes: None  
Absent: None

**C. ADOPTION OF RESOLUTION NO. 2021-10-3, AUTHORIZING IEUA TO ENTER INTO A FINANCIAL ASSISTANCE AGREEMENT FOR THE JOINT IEUA-JCSD RECYCLED WATER INTERTIE WITH THE DEPARTMENT OF WATER RESOURCES**

Manager of Grants Jesse Pompa provided the staff presentation.

MOVED BY DIRECTOR ELIE, SECONDED BY DIRECTOR TULE, AGENDA ITEM NO. 2C APPROVED, ADOPTING RESOLUTION NO. 2021-10-3, AUTHORIZING IEUA TO ENTER INTO A FINANCIAL ASSISTANCE AGREEMENT FOR THE JOINT IEUA-JCSD RECYCLED WATER INTERTIE WITH THE DEPARTMENT OF WATER RESOURCES, BY THE FOLLOWING VOTE:

Ayes: Camacho, Elie, Hall, Hofer, Tule  
Noes: None  
Absent: None

**3. INFORMATION ITEMS**

**A. WATER STORAGE INVESTMENT PROGRAM (WSIP)/CHINO BASIN PROGRAM (CBP) UPDATE**

There were no updates.

**B. DROUGHT AND WATER SUPPLY UPDATE**

Senior Engineer Joshua Aguilar provided the staff presentation.

**C. UPDATING IEUA'S REGIONAL WATER USE EFFICIENCY PROGRAM**

The Updating IEUA's Regional Water Use Efficiency Program was received and filed.

**D. INFRASTRUCTURE FUNDING UPDATES**

Executive Manager of External and Government Affairs/AGM Kathy Besser provided the staff presentation.

**E. OPERATIONS QUARTERLY UPDATE**

The Operations Quarterly Update was received and filed.

**F. ENGINEERING AND CONSTRUCTION MANAGEMENT PROJECT UPDATES**

The Engineering and Construction Management Project Updates was received and filed.

**G. COVID-19 PANDEMIC IMPACT ON CAPITAL IMPROVEMENT PROJECTS**

Principal Engineer Adham Almasri provided the staff presentation.

**THE FOLLOWING ITEMS WERE RECEIVED AND FILED BY THE BOARD**

**H. STRATEGIC PLANNING & RESOURCES ANNUAL REPORT & ANNUAL ENERGY REPORT**

**I. STATE LEGISLATIVE REPORT AND MATRIX FROM WEST COAST ADVISORS**

**J. FEDERAL LEGISLATIVE REPORT AND MATRIX FROM INNOVATIVE FEDERAL STRATEGIES**

**K. CALIFORNIA STRATEGIES, LLC MONTHLY ACTIVITY REPORT**

**L. PUBLIC OUTREACH AND COMMUNICATION**

**M. RP-5 EXPANSION PROJECT UPDATE: OCTOBER 2021**

**N. TREASURER'S REPORT OF FINANCIAL AFFAIRS**

**4. AGENCY REPRESENTATIVES' REPORTS**

**A. SANTA ANA WATERSHED PROJECT AUTHORITY REPORT**

Director Tule reported that at the September 21 Commission Meeting, the Commission received a report on the status of the Santa Ana River Watershed Weather Modification Pilot Program.

President Hall reported that at the October 5 Commission Workshop, the SAWPA Commission received routine reports.

Director Tule reported that at the October 19 Commission Meeting, the SAWPA Commission adopted a resolution to hold remote teleconference meetings pursuant to AB 361.

**B. METROPOLITAN WATER DISTRICT OF SOUTHERN CALIFORNIA REPORT**

Vice President Camacho reported at the October 12 Board Meeting, the MWD Board received several drought updates, including an overview of MWD's Allocation Plan; a description of various drought mitigation actions available to MWD in the short and medium terms to help the SWP-exclusive areas address potential shortage conditions and an update on MWD's Water Shortage and Drought Management Plan.

The MWD Board heard an informational update on MWD's plans to expand its water conservation program offerings in response to the drought and the Board authorized expanded multi-media public awareness and outreach campaign for water conservation, including issuance of a request for proposal for a three-year contract for media buying services not to exceed \$10.5 million.

The MWD Board also took actions to advance the Regional Recycled Water program, including entering into an agreement with the Arizona Department of Water Resources

and the Central Arizona Water Conservation District to support the development of the Regional Recycled Water Program; and, authorizing staff to seek legislation for Metropolitan to utilize alternative project delivery methods for construction of the Regional Recycled Water Program and drought-related projects.

**C. REGIONAL SEWERAGE PROGRAM POLICY COMMITTEE REPORT**

General Manager Shivaji Deshmukh stated that at the October 7 Policy Committee meeting, IEUA Staff provided an overview of the FY 2020/21 Fourth Quarter Budget Variance, Performance Goal Updates, and Budget Transfers.

**D. CHINO BASIN WATERMASTER REPORT**

Director Elie reported that the matters heard at the September 23 meeting of the Watermaster Board were routine. He noted that there was an October 13 Workshop on Chino Basin Management. Director Elie commented on the importance of addressing the issues of storage and recovery.

**E. CHINO BASIN DESALTER AUTHORITY REPORT**

Director Tule reported that at the October 7 meeting, the CDA Board approved the purchase of digester membranes.

**F. INLAND EMPIRE REGIONAL COMPOSTING AUTHORITY REPORT**

There was nothing to report.

**5. GENERAL MANAGER'S REPORT**

There was nothing to report.

**6. BOARD OF DIRECTORS' REQUESTED FUTURE AGENDA ITEMS**

There were no requested future agenda items.

**7. DIRECTORS' COMMENTS AND CONFERENCE REPORTS**

Director Elie stated that he attended the MWDOC Water Policy Forum and Dinner on September 30; the State of the County 2021 Regional Business Summit on October 6; and the Chino Valley Chamber of Commerce Business Awards and Recognition Dinner on October 13.

Director Elie noted that Art Littleworth, a preeminent water law attorney with Best, Best & Krieger passed away on October 18.

Director Elie expressed appreciation to General Manager Deshmukh and IEUA staff for their work on the large variety of projects and initiatives currently underway.

Vice President Camacho stated he attended the WaterReuse California Annual Conference from September 19 through September 21 and the 13<sup>th</sup> Annual Orange County Water Summit on October 15.

President Hall stated that she attended the WaterReuse California Water Conference from September 19 through September 21; the MWDOC Water Policy Forum and Dinner on September 30; the CA Water Professionals Week Webinar on October 7 where she served as a panelist; the Asian American Architects/Engineers Association 43<sup>rd</sup> Annual Awards Banquet on October 7; and the 13<sup>th</sup> Annual Orange County Water Summit on October 15.

8. **CLOSED SESSION**

The Board recessed to Closed Session at 11:57 a.m.:

A. **PURSUANT TO GOVERNMENT CODE SECTION 54956.9(a) –  
CONFERENCE WITH LEGAL COUNSEL – EXISTING LITIGATION**

1. Romero vs. IEUA, Case No. CIVDS 2008043
2. Spicer vs. W.A. Rasic Construction, Case No. CIVDS 1711812

B. **PURSUANT TO GOVERNMENT CODE SECTION 54956.9(d)(2)(e)1  
CONFERENCE WITH LEGAL COUNSEL - ANTICIPATED LITIGATION**

One Case

The meeting resumed at 12:17 p.m., and General Counsel Jean Cihigoyenetché stated that the Board took reportable action on item 8A, as to case 2. Spicer vs. W.A. Rasic Construction, Case No. CIVDS 1711812 in Closed Session.

MOVED BY DIRECTOR ELIE AND SECONDED BY  
DIRECTOR CAMACHO, THE BOARD REJECTED THE  
SETTLEMENT DEMAND OF FOUR MILLION DOLLARS,  
BY THE FOLLOWING VOTE:

Ayes: Camacho, Elie, Hall, Hofer, Tule

Noes: None

Absent: None

General Counsel Jean Cihigoyenetché also stated that the Board took reportable action on item 8B in Closed Session.

MOVED BY PRESIDENT HALL, SECONDED BY  
DIRECTOR CAMACHO, THE BOARD RATIFIED THE  
RETENTION OF ATTORNEY JOHN MCCLENDON AND  
HIS LAW FIRM TO SERVE AS CEQA COUNSEL FOR THE  
CHINO BASIN PROGRAM, BY THE FOLLOWING VOTE:

Ayes: Camacho, Elie, Hall, Hofer, Tule

Noes: None

Absent: None

**ADJOURNMENT**

With no further business, President Hall adjourned the meeting at 12:18 p.m.

---

Steven J. Elie, Secretary/Treasurer

**APPROVED: NOVEMBER 17, 2021**

**CONSENT  
CALENDAR  
ITEM**

**1B**

**Date:** November 17, 2021

**To:** The Honorable Board of Directors

*ADD*  
**From:** Shivaji Deshmukh, General Manager

**Committee:**

**Executive Contact:** Javier Chagoyen-Lazaro, Acting Exec Manager of Finance & Admin/AGM

**Subject:** Report on General Disbursements

---

**Executive Summary:**

Total disbursements for the month of September 2021 were \$32,685,185.74. Disbursement activity included check payments of \$628,342.05 to vendors and \$15,450.08 for worker's compensation related costs. Electronic payments included the Automated Clearing House (ACH) of \$23,147,413.74 and wire transfers (excluding payroll) of \$7,120,069.70. The total payroll was \$1,766,666.36 for employees and \$7,243.81 for the Board of Directors.

---

**Staff's Recommendation:**

Approve the total disbursements for the month of September 2021 in the amount of \$32,685,185.74.

---

**Budget Impact** *Budgeted (Y/N):* N *Amendment (Y/N):* N *Amount for Requested Approval:*

*Account/Project Name:*

*Fiscal Impact (explain if not budgeted):*



**Prior Board Action:**

On October 20, 2021 the Board of Directors approved the August 2021 Report on General Disbursements totaling \$25,610,479.96.

---

**Environmental Determination:**

Not Applicable

---

**Business Goal:**

The report on general disbursements is consistent with the Agency's Business Goal of Fiscal Responsibility in providing financial reporting that accounts for general disbursements associated with operating requirements.

---

**Attachments:**

Attachment 1 - Background

Attachment 2 - Details of General Disbursements

Attachment 3 - PowerPoint

## Background

Subject: Report on General Disbursements

Table 1 summarizes the disbursements detailed in each of the six attachments affixed to this letter. Table 2 lists the disbursements in excess of an aggregated \$500,000 per vendor and is presented in largest to smallest dollar value.

**Table 1: Disbursement Details**

Attachment	Payment Type	Amount
2A	Vendor Checks	\$ 628,342.05
2B	Workers' Comp Checks	\$ 15,450.08
2C	Vendor ACHs	\$ 23,147,413.74
2D	Vendor Wires (excludes Payroll)	\$ 7,120,069.70
2E	Payroll-Net Pay-Directors	\$ 7,243.81
2F	Payroll-Net Pay-Employees	\$ 1,766,666.36
<b>Total Disbursements</b>		<b>\$32,685,185.74</b>

**Table 2: Disbursements in Excess of \$500,000 per Vendor**

Vendor	Amount	Description
WM LYLES COMPANY	\$ 14,946,224.29	Professional Svc's for EN17110-RP-4 Process Improvements; EN17043 – RP-4 Primary Clarifier Rehabilitation; EN18006 RP-1 Flare Improvements; EN19001- RP-5 Expansion to 30 mgd; EN19006- RP-5 Biosolids Facility; EN19043 – RP-1 Centrifuge Foul Air Line.
MWD	\$ 5,615,375.30	July 2021 Water Purchases
COUNTY SANITATION DISTRICTS OF LA COUNTY	\$ 1,397,382.91	1 <sup>st</sup> Qtr FY2122 Wastewater Treatment Surcharge
SO CALIF EDISON	\$ 1,184,048.37	07/28/21 – 09/26/21 Electricity
INTERNAL REVENUE SERVICE	\$ 789,135.54	PP#18 & #19 Payroll Taxes; Dir PP# 9 Taxes
FRESNO FIRST BANK	\$ 773,168.16	Escrow Retention Deposits - EN18006 RP-1 Flare Improvements; EN19001- RP-5 Expansion to 30 mgd; EN19006- RP-5 Biosolids Facility
ARCADIS	\$ 648,576.80	Professional Svc's for EN19001- RP-5 Expansion to 30 mgd
PERS	\$ 521,139.57	09/21 Health Ins / P/R 18 Def Comp

## Attachment 2A

### Vendor Checks

Inland Empire Util.Agency  
Chino, CA  
Company code 1000

Check Register  
CEB Disbursement Account -Sept' 2021

10/28/2021 / 09:30:35  
User: OCAMPBEL  
Page: 1

Bank	CBB	CITIZENS BUSINESS BANK				ONTARIO CA 917610000
Bank Key	122234149					
Acct number	CHECK	231167641				
Check						
Check number from to	Payment	Pmnt date	Crcy	Amount paid (FC)	Recipient/void reason code	Enca./void
234570	2200117239	09/09/2021	USD	293.68	BAY CITY ELECTRIC WORKS POWAY CA	09/17/2021
234571	2200117241	09/09/2021	USD	81.50	FRANCHISE TAX BOARD SACRAMENTO CA	09/27/2021
234572	2200117240	09/09/2021	USD	2,297.69	FRONTIER COMMUNICATIONS CORP CINCINNATI OH	09/20/2021
234573	2200117238	09/09/2021	USD	6,957.00	SAN BERNARDINO COUNTY SAN BERNARDINO CA	09/23/2021
234574	2200117234	09/09/2021	USD	75.80	U S HOSE ONTARIO CA	09/17/2021
234575	2200117235	09/09/2021	USD	13,040.47	VERIZON WIRELESS DALLAS TX	09/17/2021
234576	2200117236	09/09/2021	USD	87,890.58	WEST COAST SAFETY SUPPLY CO INFULLERTON CA	09/14/2021
234577	2200117237	09/09/2021	USD	321.28	WORLDWIDE EXPRESS PASADENA CA	09/13/2021
234578	2200117252	09/13/2021	USD	931.04	BOOT BARN INC IRVINE CA	09/21/2021
234579	2200117256	09/13/2021	USD	1,895.03	CITY OF CHINO CHINO CA	09/20/2021
234580	2200117257	09/13/2021	USD	644.26	CUCAMONGA VALLEY WATER DISTRICTLOS ANGELES CA	09/23/2021
234581	2200117258	09/13/2021	USD	512.34	FONTANA WATER COMPANY FONTANA CA	09/20/2021
234582	2200117255	09/13/2021	USD	7,875.00	SAGE GROUP TECHNOLOGIES, INC HAZLET NJ	09/20/2021
234583	2200117254	09/13/2021	USD	20.00	THE SHREDDERS LOS ANGELES CA	09/20/2021
234584	2200117253	09/13/2021			voided by DSPRINGE - Check not needed	09/13/2021
234588	2200117311	09/16/2021			voided by SHEATH - Incorrect lot inserted	09/16/2021
234589	2200117313	09/16/2021	USD	9,975.00	CLIFTONLARSONALLEN LLP IRVINE CA	09/24/2021
234590	2200117390	09/23/2021	USD	188.02	AMERICAN HERITAGE LIFE INSURANDALLAS TX	10/06/2021
234591	2200117382	09/23/2021	USD	15,281.68	BANK OF AMERICA, N.A. CHARLOTTE NC	09/27/2021
234592	2200117375	09/23/2021	USD	225.00	BOOT BARN INC IRVINE CA	10/04/2021
234593	2200117388	09/23/2021	USD	5,970.14	BURRTEC WASTE INDUSTRIES INC FONTANA CA	10/01/2021
234594	2200117384	09/23/2021	USD	195,245.04	CAEATFA SACRAMENTO CA	
234595	2200117379	09/23/2021	USD	192,850.00	CHARLES KING COMPANY INC SIGNAL HILL CA	09/29/2021
234596	2200117386	09/23/2021	USD	349.85	CITY OF CHINO CHINO CA	10/01/2021
234597	2200117385	09/23/2021	USD	4,275.00	DANIEL MARQUEZ POMONA CA	10/05/2021
234598	2200117393	09/23/2021	USD	2,355.41	FIDELITY SECURITY LIFE INSURANCINCINNATI OH	10/04/2021
234599	2200117392	09/23/2021	USD	81.50	FRANCHISE TAX BOARD SACRAMENTO CA	10/12/2021
234600	2200117389	09/23/2021	USD	5,095.84	FRONTIER COMMUNICATIONS CORP CINCINNATI OH	10/05/2021
234601	2200117383	09/23/2021	USD	1,000.00	GARDENSOFT CORPORATION THOUSAND OAKS CA	09/30/2021
234602	2200117391	09/23/2021	USD	205.38	PERS LONG TERM CARE PROGRAM PASADENA CA	09/29/2021
234603	2200117380	09/23/2021	USD	2,620.42	RADWELL INTERNATIONAL INC WILLINGBORO NJ	10/01/2021
234604	2200117377	09/23/2021	USD	20,021.03	U S BANK ST LOUIS MO	09/29/2021
234605	2200117381	09/23/2021	USD	11,392.25	UTILIQUEST LLC ATLANTA GA	09/27/2021
234606	2200117387	09/23/2021	USD	479.05	VERIZON BUSINESS ALBANY NY	10/01/2021
234607	2200117374	09/23/2021	USD	4,927.86	WM CORPORATE SERVICES INC LOS ANGELES CA	10/01/2021
234608	2200117376	09/23/2021	USD	546.77	WORLDWIDE EXPRESS PASADENA CA	09/29/2021
234609	2200117378	09/23/2021	USD	1,209.48	YRC INC PASADENA CA	09/29/2021
234610	2200117397	09/23/2021	USD	382.12	CUCAMONGA VALLEY WATER DISTRICTLOS ANGELES CA	10/04/2021
234611	2200117396	09/23/2021	USD	5,554.54	ONTARIO MUNICIPAL UTILITIES COONTARIO CA	09/29/2021
234612	2200117395	09/23/2021	USD	25,000.00	SOUTHERN CALIFORNIA WATER COALCORONA CA	09/30/2021
234613	2200117398	09/23/2021	USD	275.00	CWEA-SARBS FOUNTAIN VALLEY CA	10/04/2021
* Payment method Check			USD	628,342.05		

Inland Empire Util. Agency  
Chino, CA  
Company code 1000

Check Register  
CBB Disbursement Account -Sept' 2021

10/28/2021 / 09:30:35  
User: CCAMPBELL  
Page: 2

Bank	CBB	CITIZENS BUSINESS BANK		ONTARIO CA 917610000		
Bank Key	122234149					
Acct number	CHECK	231167641				
Separate Check						
Check number from to	Payment	Pmnt date	Crcy	Amount paid (FC)	Recipient/void reason code	Enca./void
234585	2200117249	09/13/2021			voided by DSPRINGE - Check not needed	09/13/2021
234586	2200117250	09/13/2021			voided by DSPRINGE - Check not needed	09/13/2021
234587	2200117251	09/13/2021			voided by DSPRINGE - Check not needed	09/13/2021
* Payment method Separate Check						

Total of all entries

Check Register  
CBS Disbursement Account -Sept' 2021

10/28/2021 / 09:30:35  
User: OCAMPBELL  
Page: 3

Check number from to	Payment	Pmnt date	Crcy	Amount paid (FC)	Recipient/void reason code	Enca./void
**			USD	628,342.05		

## Attachment 2B

### Workers' Comp Checks

Inland Empire Util.Agency  
Chino, CA  
Company code 1000

Check Register  
CBB Workers Compensation Account-Sept'21

10/28/2021 / 09:29:51  
User: CCAMPBELL  
Page: 1

Bank	CBB	CITIZENS BUSINESS BANK				ONTARIO CA	917610000
Bank Key	122234149						
Acct number	WCOMP	231159290					
Checks created manually							
Check number from to	Payment	Pmnt date	Crcy	Amount paid (FC)	Recipient/void reason code		Enca./void
05722	2200118111	09/01/2021	USD	726.35	YORK RISK SERVICES GROUP INC MEMPHIS TN		
05723	2200118112	09/08/2021	USD	8,891.00	YORK RISK SERVICES GROUP INC MEMPHIS TN		
05724	2200118113	09/08/2021	USD	706.00	YORK RISK SERVICES GROUP INC MEMPHIS TN		
05725	2200118114	09/08/2021	USD	8.00	YORK RISK SERVICES GROUP INC MEMPHIS TN		
05726	2200118115	09/08/2021	USD	88.47	YORK RISK SERVICES GROUP INC MEMPHIS TN		
05727	2200118116	09/08/2021	USD	62.10	YORK RISK SERVICES GROUP INC MEMPHIS TN		
05728	2200118117	09/08/2021	USD	20.38	YORK RISK SERVICES GROUP INC MEMPHIS TN		
05729	2200118118	09/08/2021	USD	328.39	YORK RISK SERVICES GROUP INC MEMPHIS TN		
05730	2200118119	09/08/2021	USD	158.44	YORK RISK SERVICES GROUP INC MEMPHIS TN		
05731	2200118120	09/15/2021	USD	2,015.00	YORK RISK SERVICES GROUP INC MEMPHIS TN		
05732	2200118121	09/15/2021	USD	93.00	YORK RISK SERVICES GROUP INC MEMPHIS TN		
05733	2200118122	09/15/2021	USD	488.52	YORK RISK SERVICES GROUP INC MEMPHIS TN		
05734	2200118123	09/15/2021	USD	192.95	YORK RISK SERVICES GROUP INC MEMPHIS TN		
05735	2200118124	09/15/2021	USD	7.31	YORK RISK SERVICES GROUP INC MEMPHIS TN		
05736	2200118125	09/22/2021	USD	294.00	YORK RISK SERVICES GROUP INC MEMPHIS TN		
05737	2200118126	09/22/2021	USD	1,105.05	YORK RISK SERVICES GROUP INC MEMPHIS TN		
05738	2200118127	09/22/2021	USD	162.84	YORK RISK SERVICES GROUP INC MEMPHIS TN		
05739	2200118128	09/22/2021	USD	9.28	YORK RISK SERVICES GROUP INC MEMPHIS TN		
05740	2200118129	09/29/2021	USD	93.00	YORK RISK SERVICES GROUP INC MEMPHIS TN		
* Payment method Checks created manually			USD	15,450.08			



Total of all entries

Check Register  
CBB Workers Compensation Account-Sept'21

10/28/2021 / 09:29:51  
User: CCAMPBRL  
Page: 2

Check number from to	Payment	Pmnt date	Crcy	Amount paid (FC)	Recipient/void reason code	Enca./void
**			USD	15,450.08		

# Attachment 2C

## Vendor ACHs

Check	Payee / Description	Amount
ACH	HOME DEPOT CREDIT SERVICES	
	RP1Mnt-Rtchtng Tp&D St,Fldng Tbl,Tp Msr, 5971676	264.78
	Lab-Super Glue 2525019	5.26
	Lab-Mini Fridge w/Freezer 6721539	187.56
	RP1Mnt-Mini Rollers,3 Gal Buckets 4900392	30.06
	RP1Mnt-Mini Rollers w/Frame 4321034	11.12
	RP1Mnt-ABT#6-Pool Trowel,Anvil in Wood F 3186000	35.49
	RP1Mnt-ABT#6-XX-Large Phone Holders 0243896	47.39
	RP1Mnt-ABT#6-Mgnsm Hnd Flt,Bl Stl Edgr,T 9187317	55.49
	RW-Poultry Fencing,San Angelo Bars,Cable 0065674	115.23
	RW-18V LXT Lthm-Ion Bttrs,Grndr 18V,Dl C 9020655	621.65
	RW-18V Lthm Lck Angl Grndr 3pc St,Ct-Off 8080126	702.25
	RW/GWR-2 Gal Wet/Dry Vac,Flat Alum Bar,S 2540660	157.89
	GWR-Paints,Ground Stakes,C-Clamps Swivel 4020232	209.14
	RP1Mnt-Blades,Snap Lock,Pull Toggle,Hole 5971672	135.13
		- - - - -
	HOME DEPOT CREDIT SERVICES \$	2,578.44
ACH	PETE'S ROAD SERVICE	
	Tire f/Trailer 1201 511226-00	165.48
	Flat Repair f/VQUI 2001 519363-00	37.23
	Tow Charge f/Agency Vehicle 513943-00	237.94
	Flat Repair f/Veh 1901 517264-00	23.66
	4 Tires f/Trailer 513938-00	353.56
	Flat Repair f/Veh 1101 513679-00	29.04
	Tire f/Veh 1901 513282-00	244.98
	Flat Repair f/Veh 1601 512363-00	217.09
		- - - - -
	PETE'S ROAD SERVICE \$	1,308.98
ACH	CITY OF CHINO HILLS	
	WR22013-21/22 BMP Support Grant Allocati 21/22 BMP SUP	2,000.00
		- - - - -
	CITY OF CHINO HILLS \$	2,000.00
ACH	WILLDAN FINANCIAL SERVICES	
	'20A,'20B 6/30/20-6/30/21 Arbitrage Rbt 010-48664	1,750.00
		- - - - -
	WILLDAN FINANCIAL SERVICES \$	1,750.00
ACH	TRI STATE ENVIRONMENTAL	
	6/30/21 CCWRP Underground Storage Tank I 12526	150.00
		- - - - -
	TRI STATE ENVIRONMENTAL \$	150.00
ACH	ROSEMOUNT INC	
	Coplanar Transmitter 71816455	2,275.76
		- - - - -
	ROSEMOUNT INC \$	2,275.76
ACH	NATIONAL BUSINESS INVESTIGATIO	
	Emp Background Ck LP,RC,NBS,JRD,KD,MG,AA IEUA-1090	1,328.04
	Employee Background Ck KSS,MEC,SAN,ABB,N IEUA-1089	1,504.12
		- - - - -
	NATIONAL BUSINESS INVESTIGATIO\$	2,832.16
ACH	HACH COMPANY	
	Inv-Digital pH Sensors 12531481	4,206.22

Check	Payee / Description	Amount
	RP1Mnt-Stablcal Stds 12563541	1,541.80
	RW-DPD Free Refill Vials 12505040	149.80
	CCWRP/RP5Ops-Nitrate TNT+ LR Paks 12559852	121.02
	Inv-Seal Lids TU5xxx 12577498	11.34
	Inv-Process Vials 12548513	110.81
	Inv-Eqtrnsfrmnt PH7 Bffrs,Dscnt Crtrdgs 12541445	436.45
	Inv-DPD TOT Chlorine Pks 12535953	1,047.08
	RP1Mnt-NH4-N Std Solutions 12524520	896.90
	RP1Mnt-Clnng Sltn F/Amtx Alnzr,Rgnt F/Am 12521183	4,291.29
	Inv-RTV 2 Sensor Cap Replmnt Kits 2191524	543.06
	Inv-Sensor Cap Rplmnt Kits 12524654	1,900.71
	Inv-Digital pH Sensor 12533728	1,051.56
		- - - - -
	HACH COMPANY \$	15,221.92
ACH	O S T S INC	
	6/24,29,7/1 CPR/First Aid/AED/BBP Oxygen 55066	1,200.00
		- - - - -
	O S T S INC \$	1,200.00
ACH	INSIDE PLANTS INC	
	FcltyMgt/Lab-7/21 Indoor Plant Care 85181	667.50
	FcltyMgt/Lab-8/21 Indoor Plant Care 85580	667.50
		- - - - -
	INSIDE PLANTS INC \$	1,335.00
ACH	MAUREEN ERBEZNIK AND ASSOCIATE	
	WR20026-11/1-1/31 Prof Svcs 2 - 450000296	14,000.00
		- - - - -
	MAUREEN ERBEZNIK AND ASSOCIATES\$	14,000.00
ACH	IT VIZION INC	
	BIS-7/21-6/22 CIPO Sftwr Hstng Agrmnt INV-9124	25,125.00
		- - - - -
	IT VIZION INC \$	25,125.00
ACH	EUROFINS EATON ANALYTICAL LLC	
	EnvrnComRP1-6/10/21 Water Sample Analysi L0576085	75.00
	LabRP5-Inf/Eff-6/8/21 Water Sample Analy L0575670	1,500.00
		- - - - -
	EUROFINS EATON ANALYTICAL LLC \$	1,575.00
ACH	HARPER & ASSOCIATES ENGINEERIN	
	EN17110-6/1-6/30 Prof Svcs ENG-7402	21,770.00
	EN17110-5/3-5/28 Prof Svcs ENG-7368	16,858.00
		- - - - -
	HARPER & ASSOCIATES ENGINEERIN\$	38,628.00
ACH	FERREIRA COASTAL CONSTRUCTION	
	RW15004-Ret Rls 1-Partial RW15004-RET R	72,767.28
		- - - - -
	FERREIRA COASTAL CONSTRUCTION \$	72,767.28
ACH	JEREMY HARRIS CONSTRUCTION, IN	
	8thStBsns-Ld/Hl/Dsps Silt,TrckWlknng Sd S 3235	115,353.35
		- - - - -
	JEREMY HARRIS CONSTRUCTION, IN\$	115,353.35
ACH	MANAGED MOBILE INC	

Check	Payee / Description	Amount
	BIT Safety Inspection f/Veh 8908 IN00-0221950	168.21
	Repair Parts/Labor f/Veh 1601 IN00-0220998	675.71
	Repair Parts/Labor f/Veh 0803 IN00-0221559	375.83
	Repair Parts/Labor f/Veh 1601 IN00-0221077	693.19
	BIT Safety Inspection f/Veh 9216 IN00-0221948	168.21
	BIT Safety Inspection f/Veh 1102 IN00-0222446	158.85
	BIT Safety Inspection f/Veh 0700 IN00-0221947	168.21
	MANAGED MOBILE INC \$	2,408.21
ACH	JC LAW FIRM	
	7/21 General Legal 00976	24,390.00
	7/21 Ortiz vs IEUA 00975	180.00
	7/21 Romero vs IEUA 00974	8,910.00
	7/21 Kaiser vs CBWCD (Ely Basin) 00973	10,650.00
	7/21 IEUA vs Spicer-EN17018 00972	1,770.00
	7/21 RCA Legal 00969	150.00
	7/21 Watermaster 00970	2,460.00
	7/21 Regional Contract 00971	3,030.00
	JC LAW FIRM \$	51,540.00
ACH	U S BANK - PAYMENT PLUS	
	100150 HARRINGTON INDUSTRIAL PLASTICS LL 2200116790	58.60
	100951 POLYDYNE INC 2200116791	2,473.72
	104896 WESTERN WATER WORKS SUPPLY CO 2200116792	147.18
	U S BANK - PAYMENT PLUS \$	2,679.50
ACH	CIPO CLOUD SOFTWARE LLC	
	EN16012-7/21 CIP0 Prof Svcs-Asst Mgmt INV-001253	7,500.00
	EN16012-7/21 CIP0 Prof Svcs-Degisn Modul INV-001254	9,000.00
	EN16012-7/21 CIP0 Prof Svcs-STDI INV-001255	1,000.00
	EN16012-7/21 CIP0 Prof Svcs-ORPM INV-001256	4,000.00
	CIPO CLOUD SOFTWARE LLC \$	21,500.00
ACH	ADAM'S FALCONRY SERVICE LLC	
	RP5Mnt-6/21 Bird Control Services 16144	1,820.00
	RP5Mnt-7/21 Bird Control Services 16188	1,560.00
	RP5Mnt-7/21 Bird Control Services 16211	1,820.00
	ADAM'S FALCONRY SERVICE LLC \$	5,200.00
ACH	MUNICIPAL RESOURCE GROUP LLC	
	6/21 Leadership Training Svcs 03-21-282	1,968.75
	MUNICIPAL RESOURCE GROUP LLC \$	1,968.75
ACH	SO CALIF EDISON	
	8thStBsn-7/28-8/25 1180 8th St 8000035339 8/	36.48
	SnSvnRW-7/26-8/23 6000 Cherry Ave 8000141055 8/	76.66
	CCWRP/TP-7/28-8/25 14950 Telephone Ave 8003543714 8/	22.97
	PrdDchlStn-7/30-8/29 34 Johnson-Pine 8000932049 8/	648.96
	PrdLS-7/30-8/29 34 Johnson-Pine 8000032094 8/	61.82
	CCWRP/TP/RWPS-7/28-8/25 14950 Telephone 8004814080 8/	71,399.32
	TrnrBsnRW-7/29-8/26 1063 Turner Ave 8004601423 8/	17.63
	Trnr3&4-7/29-8/26 916 Archibald Ave 8001265279 8/	73.90
	930RsvrPrjct-7/23-8/22 2950 Galloping Hi 8001775817 8/	188.54

Check	Payee / Description	Amount
	RP2MntLnchRm-7/19-8/16 16400 El Prado Rd 8001015118 8/	4,964.48
	1630WPmpStn-7/28-8/25 1530 6th St 8004881955 8/	13,909.01
	VctrBsn-7/20-8/17 Victoria St 0228789092 8/	112.69
		- - - - -
	SO CALIF EDISON \$	91,512.46
ACH	WOMACK, ASHLEY	
	Reim-7/20-8/19 Grant Writing Program Web 7/20-8/19 GW	745.00
		- - - - -
	WOMACK, ASHLEY \$	745.00
ACH	MCMaster-CARR SUPPLY CO	
	Pressure Gauge 58901981	160.89
	Standard Duty Shelving 60784186	1,383.70
		- - - - -
	MCMaster-CARR SUPPLY CO \$	1,544.59
ACH	LIEBERT CASSIDY WHITMORE	
	7/21-6/22 ERC Membership w/Premium Libra 1520820	4,590.00
		- - - - -
	LIEBERT CASSIDY WHITMORE \$	4,590.00
ACH	OLSON REMCHO LLP	
	6/21 Lobbyist Report 352358	36.00
		- - - - -
	OLSON REMCHO LLP \$	36.00
ACH	OLIN CORP	
	RP5-4,876 Gals Sodium Hypochlorite 2993778	4,056.83
	RP5-4,666 Gals Sodium Hypochlorite 2996810	4,129.41
	RP5-4,906 Gals Sodium Hypochlorite 2995752	4,081.79
	CCWRP-4,822 Gals Sodium Hypochlorite 2993154	4,011.90
	TP1-4,908 Gals Sodium Hypochlorite 2993777	4,083.46
	RP4-4,660 Gals Sodium Hypochlorite 2993776	4,124.10
	TP1-4,630 Gals Sodium Hypochlorite 2996809	4,097.55
	TP1-4,802 Gals Sodium Hypochlorite 2995753	3,995.26
	RP4-4,704 Gals Sodium Hypochlorite 2995751	4,163.04
	TP1-4,588 Gals Sodium Hypochlorite 2995362	4,060.38
	TP1-4,794 Gals Sodium Hypochlorite 2994318	4,242.69
	TP1-4,846 Gals Sodium Hypochlorite 2994953	4,031.87
		- - - - -
	OLIN CORP \$	49,078.28
ACH	PFM ASSET MANAGEMENT LLC	
	6/1-6/30 Investment Portfolio Mgmt SMA-M0621-245	6,691.28
		- - - - -
	PFM ASSET MANAGEMENT LLC \$	6,691.28
ACH	SOCIAL AND ENVIRONMENTAL	
	FY 21/22 CaDC Membership & Research Supp 0000042	10,000.00
		- - - - -
	SOCIAL AND ENVIRONMENTAL \$	10,000.00
ACH	HALL, JASMIN	
	Hall,J-ExpRpt Fees-8/10-13 CASA Annl Con 8/10-13 CASA	33.65
	Hall,J-ExpRpt-8/10-13 CASA Annl Conf 8/10-13 CASA	1,273.66
		- - - - -
	HALL, JASMIN \$	1,307.31



Check	Payee / Description	Amount
ACH	SOUTHWEST ALARM SERVICE	
	7/21 Agency-Wide Monthly Monitoring Serv 074036	4,852.00
	8/21 Agency-Wide Monthly Monitoring Serv 074317	4,852.00
		- - - - -
	SOUTHWEST ALARM SERVICE \$	9,704.00
ACH	KONICA MINOLTA	
	7/21 Lease Copiers-C759,808,658E,458E 38081022	2,517.40
	8/21 Lease Copiers-C759,808,658E,458E 38268326	2,517.40
	8/21 Lease Copiers-C658,C308,C759,C659 38268325	3,017.56
	7/21 Lease Copiers-C658,C308,C759,C659 38081021	3,017.56
		- - - - -
	KONICA MINOLTA \$	11,069.92
ACH	INLAND EMPIRE REGIONAL	
	RP1/RP2-7/21 Biosolids 90029589	272,613.92
		- - - - -
	INLAND EMPIRE REGIONAL \$	272,613.92
ACH	PARSONS WATER & INFRASTRUCTURE	
	EN19001/EN19006-5/29-6/25 Prof Svcs 2107A264	371,841.82
		- - - - -
	PARSONS WATER & INFRASTRUCTURE\$	371,841.82
ACH	NATIONAL CONSTRUCTION RENTALS	
	7/9/21-8/5/21 Potty/Handicap Potty/Sink 6202346	994.80
	RP1-6/17/21-7/14/21 Toilet,Handwash 6178965	241.55
	6/11/21-7/8/21 Potty/Handicap Potty/Sink 6171048	994.80
	RP1-8/12/21-9/8/21 Toilet,Handwash 6241661	241.55
	8/6/21-9/2/21 Potty/Handicap Potty/Sink 6233821	994.80
	RP1-7/15/21-8/11/21 Toilet,Handwash 6210287	241.55
		- - - - -
	NATIONAL CONSTRUCTION RENTALS \$	3,709.05
ACH	JB'S POOLS & PONDS INC	
	8/21 Pond Maint Svc 2166760800	1,194.85
		- - - - -
	JB'S POOLS & PONDS INC \$	1,194.85
ACH	MICROAGE	
	10 Cisco IP Phones 2168758	1,465.21
		- - - - -
	MICROAGE \$	1,465.21
ACH	PRIORITY BUILDING SERVICES LLC	
	June 2021 Day Porter Cleaning & Sanitizi 76997	8,989.00
	June 2021 RP5 CM Trailer Janitorial Serv 76999	1,519.42
	June 2021 Janitorial Service 76996	22,636.41
		- - - - -
	PRIORITY BUILDING SERVICES LLC\$	33,144.83
ACH	GILLIS + PANICHAPAN ARCHITECTS	
	EN21049-5/1-6/30 Prof Svcs 107999J	5,750.00
	FM21005-6/21 Prof Svcs 108004J	6,290.00
		- - - - -
	GILLIS + PANICHAPAN ARCHITECTS\$	12,040.00
ACH	MICHAEL BAKER INTERNATIONAL IN	
	EN20064-5/21 Prof Svcs 1120641	20,420.39

Check Payee / Description		Amount
MICHAEL BAKER INTERNATIONAL IN\$		20,420.39
ACH	MEANS CONSULTING LLC PL19005-6/21 Prof Svcs	8,437.50
	MEANS CONSULTING LLC \$	8,437.50
ACH	REDWOOD ENERGY STORAGE LLC 6/21 RP1/RP5/CCWRP Energy Storage System 1012	10,458.33
	REDWOOD ENERGY STORAGE LLC \$	10,458.33
ACH	REDWOOD ENERGY STORAGE II LLC 6/21 RP4 Energy Storage System Mgmt 2012	27,708.33
	REDWOOD ENERGY STORAGE II LLC \$	27,708.33
ACH	STAPLES CONTRACT & COMMERCIAL Ethernet LAN Adapter 3481375761	36.09
	Interoffice Envelopes 3481375763	48.21
	Binders,Pens 3481375766	67.95
	Shipping Labels,Planners,Pens,Envelopes, 3481375762	380.68
	Laptop Stands 3481375765	50.62
	Packing Tape,Labeler,Labeler Tape,Pens 3481375787	398.61
	Pens 3481375767	11.14
	Notebooks,Planners,Pads,Folders 3481375768	51.68
	Keyboard 3481375772	140.06
	Toner 3481375770	167.29
	Record Books,Binders,Pens,Rulers,Correct 3481375783	316.53
	Post-Its 3481375769	30.13
	Labels,Post-Its,Pads,Folders,DryErase Ma 3481375764	302.70
	Neon Shipping Labels 3481375786	422.92
	Pens 3481375773	11.14
	Drawer Organizer 3481375781	17.20
	Post-Its,Notebooks,USB Drives,Steno Pads 3481375760	249.02
	Printing Calculator 3481375780	42.82
	Wireless Mouse,Wireless Keyboards,Folder 3481375779	307.86
	Pens 3481375778	49.33
	Keyboard 3481375789	86.19
	Yellow Ink Cartridge 3481375774	163.38
	Cyan Ink Cartridge 3481375776	163.38
	Planners,Notebooks,Pens,Markers,Pads,Pos 3481375777	457.56
	STAPLES CONTRACT & COMMERCIAL \$	3,972.49
ACH	FLEETISTICS Late Fee f/Invoice 94158 95181	43.10
	8/21 GEOTAB Materials 95179	41.11
	FLEETISTICS \$	84.21
ACH	ADAM'S FALCONRY SERVICE LLC RP5Mnt-8/21 Bird Control Services 16241	1,560.00
	ADAM'S FALCONRY SERVICE LLC \$	1,560.00
ACH	SO CALIF EDISON DclzBsn-8/3-8/31 13978 Phila 8002283946 8/	150.76



Check	Payee / Description	Amount
	RP2MntLnchRm-8/1-8/31 16400 El Prado Rd 8000703247 8/	273.80
	RP1/RP5/8thStBsn-8/2-8/30 8865 Kimball/1 0389324092 8/	78.02
	OntLS-8/4-9/1 2525 Riverside Dr 8001610323 8/	34.35
	SnSvn5PmpStn-7/30-8/29 13785 Banyan 8004022929 8/	186.06
	ZnRsvr-8/5-9/2 12749 6th St 8002740158 8/	287.07
	RP4-8/5-9/2 12811 6th St 8000598564 8/	445.83
	CllgHgtS/LwrDy/RP3Bsn/TmrBsn1-7/30-8/29 0297941406 8/	376.34
	RP2MntLnchRm-8/1-8/31 16400 El Prado Rd 8005078295 8/	13,597.66
	RP1StLts-8/1-8/31 34 Phila 8000340637 8/	23.61
	RP1-8/1-8/31 2450 Phila St 8000389509 8/	117.24
		- - - - -
	SO CALIF EDISON \$	15,570.74
ACH	LEVEL 3 COMMUNICATIONS LLC 9/2021 993-1600 993-1600 9/21	931.86
		- - - - -
	LEVEL 3 COMMUNICATIONS LLC \$	931.86
ACH	IEUA EMPLOYEES' ASSOCIATION P/R 18 9/10/21 Employee Ded HR 0100600	183.00
	HR 0100500	12.00
		- - - - -
	IEUA EMPLOYEES' ASSOCIATION \$	195.00
ACH	IEUA SUPERVISORS UNION ASSOCIA P/R 18 9/10/21 Employee Ded HR 0100600	315.00
		- - - - -
	IEUA SUPERVISORS UNION ASSOCIA\$	315.00
ACH	IEUA GENERAL EMPLOYEES ASSOCIA P/R 18 9/10/21 Employee Ded HR 0100600	969.10
		- - - - -
	IEUA GENERAL EMPLOYEES ASSOCIA\$	969.10
ACH	INLAND EMPIRE UNITED WAY P/R 18 9/10/21 Employee Ded HR 0100600	46.00
		- - - - -
	INLAND EMPIRE UNITED WAY \$	46.00
ACH	IEUA PROFESSIONAL EMPLOYEES AS P/R 18 9/10/21 Employee Ded HR 0100600	600.00
		- - - - -
	IEUA PROFESSIONAL EMPLOYEES AS\$	600.00
ACH	WEX HEALTH INC P/R 18 9/10/21 Cafeteria Plan HR 0100600	3,406.04
		- - - - -
	WEX HEALTH INC \$	3,406.04
ACH	ICMA RETIREMENT TRUST 401 P/R 18 9/10/21 Exec Deferred Comp HR 0100600	115.21
		- - - - -
	ICMA RETIREMENT TRUST 401 \$	115.21
ACH	CITY EMPLOYEES ASSOCIATES P/R 18 9/10/21 Employee Ded HR 0100600	352.50
		- - - - -
	CITY EMPLOYEES ASSOCIATES \$	352.50

Check	Payee / Description	Amount
ACH	CARL H TAYLOR III P/R 18 9/10/21	147.63
	CARL H TAYLOR III	\$ 147.63
ACH	UNDERGROUND SERVICE ALERT/SC June 2021-255 Dig Alerts	430.75
	2020 Dig Safe Board CA Regulatory Fee -	306.56
	UNDERGROUND SERVICE ALERT/SC	\$ 737.31
ACH	MCMASTER-CARR SUPPLY CO Cylinders	144.61
	MCMASTER-CARR SUPPLY CO	\$ 144.61
ACH	MCCROMETER INC Meter Accuracy Test, Battery	2,069.51
	MCCROMETER INC	\$ 2,069.51
ACH	PONTON INDUSTRIES INC Aluminum Enclosure, Wire Gland Assy, Junction	1,976.16
	PONTON INDUSTRIES INC	\$ 1,976.16
ACH	READY REFRESH BY NESTLE 7/21 Bottled Water, Cooler Rental	667.06
	READY REFRESH BY NESTLE	\$ 667.06
ACH	FIREHAWK FIRE & SAFETY FcltyMgt-Semi Annl Fire Supression Syste	220.00
	FcltyMgtRP5-Fire Sprinkler Svc/Rpr	575.58
	FIREHAWK FIRE & SAFETY	\$ 795.58
ACH	WALLACE & ASSOCIATES CONSULTIN PL19005-5/31-6/30 On-Call Admin Svcs	13,300.00
	4600002853-5/31-6/30 Prof Svcs	26,228.00
	WALLACE & ASSOCIATES CONSULTIN	\$ 39,528.00
ACH	STORETRIEVE LLC 6/2021 Crtn PickUp/Dlvry/Strg	274.95
	STORETRIEVE LLC	\$ 274.95
ACH	MICHAEL BAKER INTERNATIONAL IN 4600002850-5/21 Prof Svcs	29,347.50
	4600002850-6/21 Prof Svcs	33,432.50
	MICHAEL BAKER INTERNATIONAL IN	\$ 62,780.00
ACH	WATER SYSTEMS CONSULTING INC PL19005-4/1-5/31 Prof Svcs	470.40
	WATER SYSTEMS CONSULTING INC	\$ 470.40

Check	Payee / Description	Amount
ACH	MUNIQUEIP SOCAL LLC PACO Pump 200556	2,142.07
	MUNIQUEIP SOCAL LLC \$	2,142.07
ACH	WOOD ENVIRONMENT & INFRASTRUCT EE&CM-5/22-6/25 Project/Admin Staff Svcs S49834622	26,167.00
	EE&CM-5/22-6/25 Project/Admin Staff Svcs S49834621	19,113.00
	EE&CM-5/22-6/25 Project/Admin Staff Svcs S49834620	16,376.00
	WOOD ENVIRONMENT & INFRASTRUCT\$	61,656.00
ACH	SO CALIF GAS RP1-8/1-9/1 2450 Phila St 5300510 8/21	54.21
	RP2Dg-8/1-9/1 16400 El Prado Rd 14944655 8/21	231.05
	CCWRP/TP-7/30-8/30 14950 Telephone Ave 14959861 8/21	19.73
	RP1-8/1-9/1 2450 Phila St 11336197 8/21	50.00
	HQA/B-7/28-8/26 6075 Kimball Ave 15729783 8/21	94.35
	Lab-7/29-8/27 2450 Phila St 15577783 8/21	14.30
	RP5-7/28-8/26 6075 Kimball Ave 13619305 8/21	2,336.25
	RP1Cmplx-7/29-8/26 2450 Phila St 12140888 8/21	40.50
	SO CALIF GAS \$	2,840.39
ACH	SHELL ENERGY NORTH AMERICA LP RP1/RP2/RP5/CCWRP-7/1-7/31 Power Usage-M 1100002880307	7,042.15
	SHELL ENERGY NORTH AMERICA LP \$	7,042.15
ACH	AQUA BEN CORPORATION RP1-4,600 LBS Polymer 748E 43148	4,510.42
	RP1-18,400 LBS Polymer 750A 43007	23,592.94
	RP1-18,400 LBS Polymer 750A 43149	23,592.94
	RP1-18,400 LBS Polymer 750A 43227	23,592.94
	RP1-18,400 LBS Polymer 750A 43042	23,592.94
	RP1-4,600 LBS Polymer 748E 43114	4,510.42
	RP1-4,600 LBS Polymer 748E 43006	4,510.42
	RP1-4,600 LBS Polymer 748E 43041	4,510.42
	AQUA BEN CORPORATION \$	112,413.44
ACH	UNIVAR SOLUTIONS USA INC RP5-11,472 Lbs Sodium Bisulfite 49312469	4,140.98
	PradoLS-11,732 Lbs Sodium Bisulfite 49315720	4,234.88
	RP5-12,565 Lbs Sodium Bisulfite 49368774	4,535.50
	TP1-11,645 Lbs Sodium Bisulfite 49357112	4,203.46
	UNIVAR SOLUTIONS USA INC \$	17,114.82
ACH	WAXIE SANITARY SUPPLY Bleach, Paper Towels 80157488	1,280.35
	WAXIE SANITARY SUPPLY \$	1,280.35
ACH	WEST VALLEY MOSQUITO AND 6/21 Mosquito Control f/WW Trtmnt Facili 2690	922.91
	WEST VALLEY MOSQUITO AND \$	922.91

Check	Payee / Description	Amount
ACH	MCMaster-CARR SUPPLY CO	
	Strut Channel Floor Mounts 62816980	1,506.64
	Conveyor Rollers 62036441	159.92
	Fuel-Level Gauge 61876832	74.20
	Screws,Nuts 61876792	91.87
	Enclosures,Wire,Cable,Relays,PatchCords, 61790493	1,556.72
	Drain Covers,J-B Weld,Drain Grates 61885096	153.15
	Bin Boxes,Shelf Cabinet,Bin Box Dividers 61800169	467.48
	MotorSwitches,Bushings,RoutingClamps,Han 61793599	705.63
	Lithium Batteries 61787786	60.77
	Low Pressure Gauge 63734233	210.69
		- - - - -
	MCMaster-CARR SUPPLY CO \$	4,987.07
ACH	MIDPOINT BEARING	
	V-Belts 1033049	82.97
	Lip Seals 1032099	236.79
	Sheaves,Bushings 1031504	663.14
		- - - - -
	MIDPOINT BEARING \$	982.90
ACH	TELEDYNE ISCO	
	Sampler Pump Tubing,Suction Line S020483981	3,282.07
	PTFE Suction Line,Sampler Pump Tubing S020480894	3,419.99
		- - - - -
	TELEDYNE ISCO \$	6,702.06
ACH	TOM DODSON & ASSOCIATES.	
	PL19005-6/1-6/30 Prof Svcs IE-353 21-1	4,702.50
	RW15004-6/8-6/21 Prof Svcs IE-305 21-2	2,150.00
	4600002931/TO8-6/1-6/30 Prof Svcs IE-348 21-4R	8,240.00
	SP&R-6/7-6/29 Prof Svcs IE-349 21-3	900.00
		- - - - -
	TOM DODSON & ASSOCIATES \$	15,992.50
ACH	STRADLING YOCCA CARLSON & RAUT	
	7/21 WIFIA Loan Legal Svcs 378844-0036	692.00
		- - - - -
	STRADLING YOCCA CARLSON & RAUT\$	692.00
ACH	BABCOCK LABORATORIES, INC	
	PFAS by LCMSMS, Liquid CG12440-2045	450.00
	PFAS LCMSMS Liquid CH10653-2045	450.00
	PFAS by LCMSMS, Total Solids CH10651-2045	450.00
	PFAS by LCMSMS, Total Solids CH10654-2045	970.00
	PFAS by LCMSMS, Total Solids CH10652-2045	260.00
		- - - - -
	BABCOCK LABORATORIES, INC \$	2,580.00
ACH	TRUSSELL TECHNOLOGIES INC	
	Lab-2/1-5/31 T2/T3-Response/Revision QAP 0000007937	2,910.00
	EC-2/1-5/31 RP1/RP4 FreeChlorine Disinfe 0000007940	11,473.75
		- - - - -
	TRUSSELL TECHNOLOGIES INC \$	14,383.75
ACH	RSD	
	Scroll Compressor,Expansion Valve,Line D 55345829-00	1,281.38
		- - - - -
	RSD \$	1,281.38

Check	Payee / Description	Amount
ACH	TRICO CORPORATION	
	Oil Analysis P59265	160.00
	Oil Analysis P59291	100.00
	Oil Analysis P59274	256.00
	Oil Analysis P59266	192.00
		- - - - -
	TRICO CORPORATION \$	708.00
ACH	CONSERV CONSTRUCTION INC	
	WR21006-8/2021 Prof Svcs 1690	20,148.31
	WR21025-8/2021 Prof Svcs 1692	21,151.83
	WR22019/WR21019-8/2021 Prof Svcs 1691	34,069.70
		- - - - -
	CONSERV CONSTRUCTION INC \$	75,369.84
ACH	BERLIN PACKAGING LLC	
	Inv-Quart Bottles HDPE Nat Dairy Sq 14-0066286	1,449.68
	Inv-1 Gal Bottles HDPE Nat Dairy 14-0066659	692.72
		- - - - -
	BERLIN PACKAGING LLC \$	2,142.40
ACH	CALIFORNIA WATER TECHNOLOGIES	
	Phills-18,102.3 lbs Ferric Chloride Solu 40092	5,713.36
	RP1Ops-17,488.64 lbs Ferric Chloride Sol 40042	5,519.68
	RP1Ops-17,587 lbs Ferric Chloride Soluti 40076	5,550.72
	RP1Ops-17,353.18 lbs Ferric Chloride Sol 40077	5,476.93
	RP1Ops-16,631.68 lbs Ferric Chloride Sol 40091	5,249.21
	RP1-18,167.78 lbs Ferric Chloride Soluti 39920	5,734.03
	RP4-16,948.62 lbs Ferric Chloride Soluti 39962	5,349.23
	Phills-16,499.84 lbs Ferric Chloride Sol 39989	5,207.60
	RP1Ops-17,494.68 lbs Ferric Chloride Sol 39997	5,521.58
	RP4Ops-17,187.38 lbs Ferric Chloride Sol 40046	5,424.59
	Phills-17,388 lbs Ferric Chloride Soluti 40049	5,487.92
	Phills-17,763.42 lbs Ferric Chloride Sol 40112	5,606.41
		- - - - -
	CALIFORNIA WATER TECHNOLOGIES \$	65,841.26
ACH	V3IT CONSULTING INC	
	SAP BASIS June 2021 Support V3IT2021IEUA0	6,184.00
		- - - - -
	V3IT CONSULTING INC \$	6,184.00
ACH	MANAGED MOBILE INC	
	Repair Parts/Labor f/Veh 0810 IN00-0222891	436.76
	BIT Safety Inspection f/VQUI 1900 IN00-0221951	157.71
	BIT Safety Inspection f/Veh 1601 IN00-0221952	157.71
	BIT Safety Inspection f/VQUI 1203 IN00-0221955	157.71
	BIT Safety Inspection f/VQUI 2001 IN00-0221956	157.71
	BIT Safety Inspection f/VQUI 2002 IN00-0221957	157.71
	Repair Parts/Labor f/Veh 0417 IN00-0222730	2,530.42
	Repair Parts/Labor f/Veh 0714 IN00-0222701	1,263.05
	Repair Parts/Labor f/VQUI 1102 IN00-0223415	954.03
	BIT Safety Inspection f/VQUI 2101 IN00-0221953	157.71
	Repair Parts/Labor f/Veh 0714 IN00-0224389	556.71
	Repair Parts/Labor f/Veh 0810 IN00-0223411	147.21
		- - - - -
	MANAGED MOBILE INC \$	6,834.44



Check	Payee / Description	Amount
ACH	ECOTECH SERVICES INC 7/21 Residential Home Pressure Regulatio 1991 6/21 Residential Home Pressure Regulatio 1968	14,387.10 17,147.56 -
	ECOTECH SERVICES INC \$	31,534.66
ACH	VIRAMONTES EXPRESS INC RP2 6/30 Grit Material Shipped to Landfi 122974 RP2-6/21-6/25 Biosolids Hauling to IERCF 122887 RP1-6/21-6/25 Biosolids Hauling to IERCF 122886 RP2-6/14-6/18 Biosolids Hauling to IERCF 122754	14,205.07 3,166.20 4,463.45 3,373.93 -
	VIRAMONTES EXPRESS INC \$	25,208.65
ACH	FLOW N CONTROL INC EP21003-Submersible Wet Pit Pump 205589 RP5Mnt-Seal Alarm Relay-110-230 Volt 205609 EP21003-RCP Recirculation Pump 205601	19,263.55 3,588.08 33,900.31 -
	FLOW N CONTROL INC \$	56,751.94
ACH	MICHAEL BAKER INTERNATIONAL IN EN20064-6/21 Prof Svcs 1122069	9,314.56 -
	MICHAEL BAKER INTERNATIONAL IN\$	9,314.56
ACH	SOLARWINDS INC SAM200 Server & App Monitor Annl Mnt Rnw IN531432	15,588.48 -
	SOLARWINDS INC \$	15,588.48
ACH	WESTLAND GROUP INC EN22037-5/1-5/31 Prof Svcs 20239	1,830.00 -
	WESTLAND GROUP INC \$	1,830.00
ACH	MUNIQUEIP SOCIAL LLC Shaft Seal Kit 200566	380.02 -
	MUNIQUEIP SOCIAL LLC \$	380.02
ACH	THE OFFICE EXPRESS IERCF 6/30 Lunch Meeting 1210075 South Mnt 6/14 Lunch 1202518 ISS 6/23 Lunch 1207635 RP5 6/30 Lunch Meeting 1211660 RP4 6/30 Lunch Meeting 1211522 RP2 6/30 Lunch Meeting 1211517 CDA 6/30 Lunch Meeting 1211506	512.99 256.10 287.13 390.83 168.47 125.51 113.96 -
	THE OFFICE EXPRESS \$	1,854.99
ACH	WESTERN INTEGRATED SYSTEMS 8/21-8/22 Fujitsu Maintenance 210809	1,095.00 -
	WESTERN INTEGRATED SYSTEMS \$	1,095.00
ACH	SO CALIF EDISON BnaBsn-8/6-9/6 14017 Whittram Ped 8004504662 8/	89.68

Check	Payee / Description	Amount
	PhilLS-8/6-9/6 1818 Phila St 8000031143 8/ 10,784.73 MntclLS-8/10-9/8 34 Palmetto-Phila 8000031789 8/ 2,629.40 RP4/TP4/RCA-8/5-9/2 12811 6th St 8000036690 8/ 274,611.96 JrpBsn-8/6-9/6 13450 Jurupa 8000401711 8/ 789.19 ElyBsn-8/6-9/6 1665 Phila Ave 8000057558 8/ 81.60 HckryDm-8/6-9/6 13400 Whittram Ave 8000257085 8/ 255.09 RP1-8/1-8/31 2450 Phila St (MiscChgs) 8005125322M 8 6,727.69 RP5/TP5/HQA/B-7/30-8/29 6075 Kimball Ave 8002326317 8/ 172,849.80 - - - - - SO CALIF EDISON \$ 468,819.14	
ACH	SHELL ENERGY NORTH AMERICA LP RP1/RP2/RP5/CCWRP-8/1-8/31 Power Usage-J 1100002880308 5,135.65 - - - - - SHELL ENERGY NORTH AMERICA LP \$ 5,135.65	
ACH	HANSON, MATTHEW Emp Assist PC Loan Purchase PCLOAN8 3,000.00 - - - - - HANSON, MATTHEW \$ 3,000.00	
ACH	RITZINGER, BRENT Reim-6/23,28 Loctite,Bolts,Washers,Screw 6/23,28 SUPPL 56.71 Reim-7/27 Clamps 7/27 SUPPLIES 42.67 Reim-4/6 Loctite,Putty 4/6 SUPPLIES 26.94 - - - - - RITZINGER, BRENT \$ 126.32	
ACH	HOME DEPOT CREDIT SERVICES GWROps-33 Gal Trash Liners 2695096 106.58 RP1Mnt-Rplcmt Motor Wheels 0621911 48.23 GWR-Ply Wood,Powerade 8181245 62.98 Generator Lock-Flexible Cable,Padlocks 8511993 58.84 Blower Dryer Status 9511872 23.96 Swivel Quick-Snaps,Bolts,Double Bolts 0072193 33.23 RW-Blwr Kt,Wrnch St,Flsh Lght,Stl Tt,Wmb 9181029 649.79 Power Inverter-140W 7903186 86.16 GWROps-RTV-Manual Cylinder Lifter-10" 20 1114421 168.39- RWPpln-Hx Kys,14-in-1 Prcsn Scrwdrvr/Nt, 6541257 61.91 GWROps-Manual Cylinder Lifter-10" 200 Lb 6194891 196.37 GWROps-Plywood,Mounts 4024841 66.76 CCWTPMnt-Nt Drvr St,PVC Cndts,SD HH Scrw 8074147 156.65 CCWTPMnt-Strndd Thhn Wrs,Mlt-Appl Cvr,PV 8074144 344.85 TP5Mnt-Rip Bars,Drill Bits,Screws,Lock N 8511968 48.06 CDA-15 Amp In-Line GFCI with Power Block 0511815 32.29 RP5Mnt-Iron Out,Stp Stl,Hng Sqrs,ABS Pp, 5621179 200.22 TP5Mnt-100' Fsh Tp,Tggl Swtchs,Wd Tp Msr 1073042 378.08 FcltyMgt-Carbide Drill Bits,Stone Bits,F 1534132 48.08 RP1Mnt-Under Cabinet Slide-Out Range Hoo 4181171 1,797.61 GWROps-Steel Hardware Clothes,Crack Fill 1540822 81.81 - - - - - HOME DEPOT CREDIT SERVICES \$ 4,314.07	
ACH	COUNTY SANITATION DISTRICTS OF 20/21-1 QTR Wstwtr Trmnt Surchg 100028730 1,397,382.91 - - - - - COUNTY SANITATION DISTRICTS OF\$ 1,397,382.91	
ACH	WEST VALLEY MOSQUITO AND	

Check	Payee / Description	Amount
	7/21 Midge Control f/Recharge Basins 2703	13,037.63
	6/21 Midge Control f/Recharge Basins 2691	7,309.36
		- - - - -
	WEST VALLEY MOSQUITO AND \$	20,346.99
ACH	GENESIS CONSTRUCTION	
	EN17110.03-8/21 PayEst 13 PE 13-EN17110	173,261.00
		- - - - -
	GENESIS CONSTRUCTION \$	173,261.00
ACH	THATCHER COMPANY OF CALIFORNIA	
	TP1-45,260 Lbs Aluminum Sulfate 286564	3,766.40
	RP4-45,520 Lbs Aluminum Sulfate 285577	3,774.14
	TP1-45,200 Lbs Aluminum Sulfate 286321	3,807.38
	TP1-45,400 Lbs Aluminum Sulfate 285582	3,805.76
	TP1-45,220 Lbs Aluminum Sulfate 285331	3,772.28
	CCWRP-45,180 Lbs Aluminum Sulfate 286322	3,801.12
		- - - - -
	THATCHER COMPANY OF CALIFORNIA\$	22,727.08
ACH	CAROLLO ENGINEERS	
	EN19051-2/1-3/31 Prof Svcs 0197658	6,128.38
		- - - - -
	CAROLLO ENGINEERS \$	6,128.38
ACH	MCMASTER-CARR SUPPLY CO	
	Worm-Drive Clamps 64144207	34.56
		- - - - -
	MCMASTER-CARR SUPPLY CO \$	34.56
ACH	MIDPOINT BEARING	
	Gear Motor 1027161	3,019.76
	Bando Belts 1032518	83.03
		- - - - -
	MIDPOINT BEARING \$	3,102.79
ACH	LIEBERT CASSIDY WHITMORE	
	7/21 Personnel Policies Audit 202180	844.00
	6/21 Personnel Policies Audit 201219	3,604.00
	7/29 Harassment Training 203502	2,150.00
	8/3 Respect In The Workplace Training 205193	2,150.00
	8/21 General Legal 203682	660.00
		- - - - -
	LIEBERT CASSIDY WHITMORE \$	9,408.00
ACH	WILLIAMS SCOTSMAN INC	
	WR22028-Chino Basin Project Trailer Purc 9011305318	100,036.20
		- - - - -
	WILLIAMS SCOTSMAN INC \$	100,036.20
ACH	NATIONAL BUSINESS INVESTIGATIO	
	Employee Background Ck PC,VJ,MM,LG,NAS,C IEUA-1091	1,467.53
		- - - - -
	NATIONAL BUSINESS INVESTIGATIO\$	1,467.53
ACH	W A RASIC CONSTRUCTION CO INC	
	EN21044-8/21 Pay Est 1 PE 1-EN21044	3,243.92
		- - - - -
	W A RASIC CONSTRUCTION CO INC \$	3,243.92



Check	Payee / Description	Amount
ACH	W A RASIC CONSTRUCTION CO INC EN20041-8/21 Pay Est 4 PE 4-EN20041	19,524.40
	W A RASIC CONSTRUCTION CO INC \$	19,524.40
ACH	CS-AMSCO RW15004-Gates-AUMA GKI4.2,AUMA GKI4.6-St 17072	11,174.99
	CS-AMSCO \$	11,174.99
ACH	W M LYLES COMPANY EN19006-8/21 Pay Est 10 PE 10-EN19006	8,008,330.16
	EN19001-8/21 Pay Est 10 PE 10-EN19001	6,278,766.90
	EN17110-8/21 Pay Est 17 PE 17-EN17110	156,616.75
	EN17043-8/21 Pay Est 17 PE 17-EN17043	99,412.65
	EN18006-8/21 Pay Est 13 PE 13-EN18006	403,097.83
	W M LYLES COMPANY \$	14,946,224.29
ACH	VAUGHAN'S INDUSTRIAL REPAIR CO CCWRP RW Pump #1 Seal Replacement 028221	8,069.27
	VAUGHAN'S INDUSTRIAL REPAIR CO\$	8,069.27
ACH	SCW CONTRACTING CORPORATION EN22002-8/21 Pay Est 11 PE 11-EN22002	64,336.38
	SCW CONTRACTING CORPORATION \$	64,336.38
ACH	GRISWOLD INDUSTRIES HckyryFrcMP-Rebuild Valve 820965	11,532.30
	GRISWOLD INDUSTRIES \$	11,532.30
ACH	CRB SECURITY SOLUTIONS CP18001-Rpr PTZ Camera-Sari Stnt 16509	247.50
	CRB SECURITY SOLUTIONS \$	247.50
ACH	AIRSAN CORPORATION RP1Mnt-Filters f/Blower Motors 100028730	1,213.45
	AIRSAN CORPORATION \$	1,213.45
ACH	DOWNS ENERGY RP2-514.5 Gals Red Dyed Diesel Fuel 0283645-IN	1,646.53
	DOWNS ENERGY \$	1,646.53
ACH	EUROFINS EATON ANALYTICAL LLC EnvrnComRP1-4/21/21 Water Sample Analysi L0576559	150.00
	EUROFINS EATON ANALYTICAL LLC \$	150.00
ACH	EPI-USE AMERICA INC BIS-4/21 Additional Support on Contract 263913792	4,107.50
	EPI-USE AMERICA INC \$	4,107.50

Check	Payee / Description	Amount
ACH	ATKINSON, ANDELSON, LOYA, 7/21 General Labor Advice 629951	8,869.00
	ATKINSON, ANDELSON, LOYA, \$	8,869.00
ACH	MNR CONSTRUCTION INC RW15003.06-8/21 Pay Est 1 PE 1-RW15003.	495,971.25
	MNR CONSTRUCTION INC \$	495,971.25
ACH	CIVILTEC ENGINEERING, INC. EN22002-7/21 Prof Svcs 44526	3,705.00
	EN22002-5/21 Prof Svcs 44382	3,457.50
	EN22002-10/2020 Prof Svcs 43293	2,417.50
	CIVILTEC ENGINEERING, INC. \$	9,580.00
ACH	SYNAGRO-WWT INC EN17042-8/21 Pay Est 13 PE 13-EN17042	69,360.00
	SYNAGRO-WWT INC \$	69,360.00
ACH	FRESNO FIRST BANK EN18006-8/21 Pay Est 13 PE 13-EN18006	21,215.68
	FRESNO FIRST BANK \$	21,215.68
ACH	ARCADIS U.S., INC. EN19001/EN19006-6/21 Prof Svcs 34246054	325,509.55
	EN19001/EN19006-7/21 Prof Svcs 34251554	323,067.25
	ARCADIS U.S., INC. \$	648,576.80
ACH	FERREIRA COASTAL CONSTRUCTION RW15004-8/21 Pay Est 15 PE 15-RW15004	54,699.83
	EN20065-8/21 Pay Est 9 PE 9-EN20065	55,783.05
	FERREIRA COASTAL CONSTRUCTION \$	110,482.88
ACH	CONTROLWORKS INC FcltyMgthQ-Service of Energy Management 1589-7	930.00
	CONTROLWORKS INC \$	930.00
ACH	CLEAN AIR TESTING INC CWWRPmnt-Monitor Cert w/Overfill Testing 16960	850.00
	CLEAN AIR TESTING INC \$	850.00
ACH	CSI SERVICES INC EN20058-5/10-5/20 Prof Svcs 10653	6,460.00
	EN20065-5/3-5/7 Prof Svcs 10618R	3,800.00
	EN18006-4/21 Prof Svcs 10599	4,750.00
	CSI SERVICES INC \$	15,010.00
ACH	DORGAN LEGAL SERVICES LLP 6/21 & 7/21 General Labor Advice 557	4,808.50

Check	Payee / Description	Amount
	6/21 & 7/21 General Labor Advice 539	11,484.70
	DORGAN LEGAL SERVICES LLP \$	16,293.20
ACH	RBC RESOURCES	
	WR20028/WR20029-7/1-7/31 Prof Svcs 31	8,568.00
	RBC RESOURCES \$	8,568.00
ACH	DECALS BY DESIGN INC	
	FcltyMgtHQ-Decals-"Walk-A-Round" 15922	249.17
	FcltyMgtHQ-VQUI2102&1902-Decal Graphics 15921	584.64
	DECALS BY DESIGN INC \$	833.81
ACH	CONSTRUCTION TESTING AND	
	EN22002-5/25-26 Prof Svcs 24514	603.00
	EN22002-6/28-29 Prof Svcs-Concrete Tech 24568	650.00
	EN17041-6/7-6/17 Prof Svcs-Soil Tech,Con 24581	2,996.25
	EN17043/EN17110-6/18 PProf Svcs-Soil Tech 24562	475.00
	CONSTRUCTION TESTING AND \$	4,724.25
ACH	FRESNO FIRST BANK	
	EN19001-8/21 Pay Est 10 PE 10-EN19001	330,461.42
	EN19006-8/21 Pay Est 10 PE 10-EN19006	421,491.06
	FRESNO FIRST BANK \$	751,952.48
ACH	BANNER BANK	
	EN17110.03-8/21 PayEst 13 PE 13-EN17110	9,119.00
	BANNER BANK \$	9,119.00
ACH	SO CALIF EDISON	
	MntclBsn-8/13-9/13 4700 San Jose 8000092569 8/	110.48
	SBLfStn-8/16-9/14 13707 San Bernardino A 8003058251 9/	8,161.55
	MWDTrnt15T-8/16-9/14 12100 Banyan St 8004147332 9/	36.88
	MWDCB14/20-8/17-9/15 5752 East Ave/475 1 0478658163 9/	183.95
	BrksRWTrnOt-8/16-9/14 4349 Orchard St 8002166155 9/	29.66
	MWDTrnt18-8/17-9/15 13400 Betsy Ross Ct 8000136547 9/	34.69
	1630EPmpStn-8/17-9/15 7420 1/2 East 8000414223 9/	33,609.11
	I/WLn-8/17-9/15 34 East End-Grand 8000031936 9/	17.93
	RP2MntLnchRm-8/17-9/15 16400 El Prado Rd 8001015118 9/	4,952.44
	MntclSpltBx-8/17-9/15 11294 Roswell Ave 8000629815 9/	72.09
	VctrBsn/MWDCB11-7/20-9/16 Victoria St/Ba 0228789092 9/	229.59
	BrksStBsn-8/13-9/13 10661 Silicon Ped 8000094378 8/	92.75
	SO CALIF EDISON \$	47,531.12
ACH	SO CALIF GAS	
	TP5-7/28-8/26 6075 Kimball Ave 15579076	19.87
	SO CALIF GAS \$	19.87
ACH	SHELL ENERGY NORTH AMERICA LP	
	RP1/RP2/RP5/CCWRP-7/1-7/31 Power Usage 202107	287,548.69
	SHELL ENERGY NORTH AMERICA LP \$	287,548.69

Check Payee / Description	Amount
---------------------------	--------

ACH	BENEFIT COORDINATORS CORPORATI 9/21 LTD,Agency Pd Life,Employee Pd Life 9831				16,335.20
	BENEFIT COORDINATORS CORPORATI\$				16,335.20
ACH	IEUA EMPLOYEES' ASSOCIATION P/R 19 9/24/21 Employee Ded	HR	0100700		183.00
	IEUA EMPLOYEES' ASSOCIATION		\$		183.00
ACH	IEUA SUPERVISORS UNION ASSOCIA P/R 19 9/24/21 Employee Ded	HR	0100700		315.00
	IEUA SUPERVISORS UNION ASSOCIA\$				315.00
ACH	IEUA GENERAL EMPLOYEES ASSOCIA P/R 19 9/24/21 Employee Ded	HR	0100700		969.10
	IEUA GENERAL EMPLOYEES ASSOCIA\$				969.10
ACH	INLAND EMPIRE UNITED WAY P/R 19 9/24/21 Employee Ded	HR	0100700		46.00
	INLAND EMPIRE UNITED WAY		\$		46.00
ACH	PREFERRED BENEFIT INSURANCE 9/21 Agency Dental Plan	EIA41684			18,467.20
	PREFERRED BENEFIT INSURANCE		\$		18,467.20
ACH	IEUA PROFESSIONAL EMPLOYEES AS P/R 19 9/24/21 Employee Ded	HR	0100700		600.00
	IEUA PROFESSIONAL EMPLOYEES AS\$				600.00
ACH	COLONIAL LIFE & ACCIDENT INSUR 9/21 Disability,Cancer,Universal/Term Li 7274194090107				229.57
	COLONIAL LIFE & ACCIDENT INSUR\$				229.57
ACH	WEX HEALTH INC P/R 19 9/24/21 Cafeteria Plan	HR	0100700		3,406.04
	WEX HEALTH INC		\$		3,406.04
ACH	WEX HEALTH INC August 2021 Admin Fees	0001392547-IN			228.00
	WEX HEALTH INC		\$		228.00
ACH	LEGALSHIELD 9/21 Employee Prepaid Legal Services	9/21			179.40
	LEGALSHIELD		\$		179.40
ACH	CITY EMPLOYEES ASSOCIATES P/R 19 9/24/21 Employee Ded	HR	0100700		352.50

Check	Payee / Description	Amount
	CITY EMPLOYEES ASSOCIATES \$	352.50
ACH	CARL H TAYLOR III P/R 19 9/24/21	147.63
	CARL H TAYLOR III \$	147.63
ACH	ROYAL INDUSTRIAL SOLUTIONS	
	Limit Switches,Rod Arms 6441-1028167	694.57
	Sealtight Connectors 6441-1024269	685.29
	DeviceNet Comm Module,Sensing Modules,I/ 6441-1018791	1,373.88
	Wire,Pliers 6441-1028680	666.66
	Switches,Covers 6441-1021885	1,063.79
	Sealtight Connectors,Couplings 6441-1025578	1,603.49
	Sealtight Connectors,Liq-Tite Flex,Coupl 6441-1024942	1,911.57
	Time Delay Fuses 6441-1025626	441.78
	Pull Line-Pail,Fish Line 6441-1026260	104.31
	Circuit Breaker,Rotary Handle 6441-1026271	656.06
	Concrete Cover Bolts 6441-1026455	137.92
	Contactors,Overload Relays,Contact Block 6441-1026969	1,053.32
	Wire,Conduit,Conduit Bodies,Flex Connect 6441-1022487	709.15
	NMB Fan 6441-1026459	26.39
	Lamps,Brackets 6441-1027808	789.64
	Heatsink Fans 6441-1027564	1,056.38
	Voltage Analog Input Module 6441-1027924	1,146.46
	Relay 6441-1027149	511.68
	Circuit Breaker 6441-1026925	748.86
	Controller,Interface Modules,Cable Assys 6441-1022303	5,072.16
	Fiberglass Enclosure,Panel 6441-1021882	2,309.08
	LED FLat Panel Fixtures 6441-1027892	209.04
	2 APC Smart UPSs 6441-1028380	6,357.25
	Unions,FluorescentLamps,SpringNuts,Tape, 6441-1028036	2,445.96
	GF Receptacles 6441-1026269	64.52
	Liquidtight Connectors 6441-1023674	140.74
	PowerFlexDrive,DeviceNetModule,I/OModule 6441-1018041	17,683.64
	Strut Pipe Straps 6441-1027681	486.78
	ROYAL INDUSTRIAL SOLUTIONS \$	50,150.37
ACH	PETE'S ROAD SERVICE	
	New Tire f/VQUI 2001 522522-00	331.35
	Replace Brake Shoes & Drums f/Vac Truck 524049-00	2,904.52
	New Tire f/Crane 524640-00	685.00
	Flat Repair f/Veh 1905 524932-00	176.54
	PETE'S ROAD SERVICE \$	4,097.41
ACH	MCMMASTER-CARR SUPPLY CO	
	Enclosures,Relays,RelaySockets,Transform 63200503	604.98
	PolyurethaneCoating,BatteryPowerCords,Su 63365944	363.84
	Polyurethane Coating 63591229	177.35
	Electrical Tape,Drill Bit Set,Ring Termi 63173667	2,477.86
	Grade 70 Chain 63188965	673.61
	MCMMASTER-CARR SUPPLY CO \$	4,297.64
ACH	PALM AUTO DETAIL INC	
	7/21 Carwash Svcs f/Agency Fleet Vehicle 21799-2	2,265.00
	8/21 Carwash Svcs f/Agency Fleet Vehicle 21899-2	2,265.00



Check		Payee / Description	Amount
		PALM AUTO DETAIL INC	\$ 4,530.00
ACH	OLSON REMCHO LLP	353798	361.50
	7/21 Lobbyist Report		
	OLSON REMCHO LLP	\$	361.50
ACH	MEANS CONSULTING LLC	IE-5636	2,700.00
	PL19005-7/21 Prof Svcs		
	MEANS CONSULTING LLC	\$	2,700.00
ACH	MULTIVISTA		3,507.36
	EN19001/EN19006-7/21 Professional Servic 1821		
	MULTIVISTA	\$	3,507.36
ACH	MUNICIPAL RESOURCE GROUP LLC	03-21-329	900.00
	7/21 Leadership Training Svcs		
	MUNICIPAL RESOURCE GROUP LLC	\$	900.00
ACH	BREIG, ANNA	HEALTH PREM	181.48
	Reim Monthly Health Prem		
	BREIG, ANNA	\$	181.48
ACH	ESTRADA, JIMMIE J	HEALTH PREM	505.96
	Reim Monthly Health Prem		
	ESTRADA, JIMMIE J	\$	505.96
ACH	HORNE, WILLIAM	HEALTH PREM	505.96
	Reim Monthly Health Prem		
	HORNE, WILLIAM	\$	505.96
ACH	LICHTI, ALICE	HEALTH PREM	181.48
	Reim Monthly Health Prem		
	LICHTI, ALICE	\$	181.48
ACH	NOWAK, THEO T	HEALTH PREM	491.96
	Reim Monthly Health Prem		
	NOWAK, THEO T	\$	491.96
ACH	MILLER, ELMER L	HEALTH PREM	851.32
	Reim Monthly Health Prem		
	MILLER, ELMER L	\$	851.32
ACH	DYKSTRA, BETTY	HEALTH PREM	181.48
	Reim Monthly Health Prem		
	DYKSTRA, BETTY	\$	181.48
ACH	MUELLER, CAROLYN		

Check	Payee / Description	Amount
	Reim Monthly Health Prem	HEALTH PREM 181.48
	MUELLER, CAROLYN	\$ 181.48
ACH	GRIFFIN, GEORGE Reim Monthly Health Prem	HEALTH PREM 181.48
	GRIFFIN, GEORGE	\$ 181.48
ACH	CANADA, ANGELA Reim Monthly Health Prem	HEALTH PREM 181.48
	CANADA, ANGELA	\$ 181.48
ACH	CUPERSMITH, LEIZAR Reim Monthly Health Prem	HEALTH PREM 181.48
	CUPERSMITH, LEIZAR	\$ 181.48
ACH	HOBBS, DIANA Reim Monthly Health Prem	HEALTH PREM 505.96
	HOBBS, DIANA	\$ 505.96
ACH	DELGADO-ORAMAS JR, JOSE Reim Monthly Health Prem	HEALTH PREM 324.48
	DELGADO-ORAMAS JR, JOSE	\$ 324.48
ACH	GRANGER, BRANDON Reim Monthly Health Prem	HEALTH PREM 158.74
	GRANGER, BRANDON	\$ 158.74
ACH	GADDY, CHARLES L Reim Monthly Health Prem	HEALTH PREM 158.74
	GADDY, CHARLES L	\$ 158.74
ACH	BAKER, CHRIS Reim Monthly Health Prem	HEALTH PREM 15.74
	BAKER, CHRIS	\$ 15.74
ACH	WEBB, DANNY C Reim Monthly Health Prem	HEALTH PREM 143.00
	WEBB, DANNY C	\$ 143.00
ACH	HUMPHREYS, DEBORAH E Reim Monthly Health Prem	HEALTH PREM 162.24
	HUMPHREYS, DEBORAH E	\$ 162.24
ACH	MOUAT, FREDERICK W Reim Monthly Health Prem	HEALTH PREM 162.24
	MOUAT, FREDERICK W	\$ 162.24

Check	Payee / Description	Amount
ACH	MORGAN, GARTH W Reim Monthly Health Prem	HEALTH PREM 143.00
	MORGAN, GARTH W	\$ 143.00
ACH	ALLINGHAM, JACK Reim Monthly Health Prem	HEALTH PREM 19.24
	ALLINGHAM, JACK	\$ 19.24
ACH	MAZUR, JOHN Reim Monthly Health Prem	HEALTH PREM 497.16
	MAZUR, JOHN	\$ 497.16
ACH	HAMILTON, MARIA Reim Monthly Health Prem	HEALTH PREM 143.00
	HAMILTON, MARIA	\$ 143.00
ACH	RAMOS, CAROL Reim Monthly Health Prem	HEALTH PREM 19.24
	RAMOS, CAROL	\$ 19.24
ACH	FISHER, JAY Reim Monthly Health Prem	HEALTH PREM 143.00
	FISHER, JAY	\$ 143.00
ACH	KING, PATRICK Reim Monthly Health Prem	HEALTH PREM 19.24
	KING, PATRICK	\$ 19.24
ACH	DIETZ, JUDY Reim Monthly Health Prem	HEALTH PREM 143.00
	DIETZ, JUDY	\$ 143.00
ACH	DAVIS, GEORGE Reim Monthly Health Prem	HEALTH PREM 15.74
	DAVIS, GEORGE	\$ 15.74
ACH	MONZAVI, TAGHI Reim Monthly Health Prem	HEALTH PREM 19.24
	MONZAVI, TAGHI	\$ 19.24
ACH	PETERSEN, KENNETH Reim Monthly Health Prem	HEALTH PREM 181.48
	PETERSEN, KENNETH	\$ 181.48
ACH	TRAUTERMAN, HELEN Reim Monthly Health Prem	HEALTH PREM 181.48
	TRAUTERMAN, HELEN	\$ 181.48



Check	Payee / Description	Amount
ACH	TIEGS, KATHLEEN Reim Monthly Health Prem	HEALTH PREM 505.96
	TIEGS, KATHLEEN	\$ 505.96
ACH	DIGGS, GEORGE Reim Monthly Health Prem	HEALTH PREM 505.96
	DIGGS, GEORGE	\$ 505.96
ACH	HAYES, KENNETH Reim Monthly Health Prem	HEALTH PREM 505.96
	HAYES, KENNETH	\$ 505.96
ACH	RODRIGUEZ, LOUIS Reim Monthly Health Prem	HEALTH PREM 162.24
	RODRIGUEZ, LOUIS	\$ 162.24
ACH	VARBEL, VAN Reim Monthly Health Prem	HEALTH PREM 324.48
	VARBEL, VAN	\$ 324.48
ACH	CLIFTON, NEIL Reim Monthly Health Prem	HEALTH PREM 324.48
	CLIFTON, NEIL	\$ 324.48
ACH	WELLMAN, JOHN THOMAS Reim Monthly Health Prem	HEALTH PREM 324.48
	WELLMAN, JOHN THOMAS	\$ 324.48
ACH	TROXEL, WYATT Reim Monthly Health Prem	HEALTH PREM 181.48
	TROXEL, WYATT	\$ 181.48
ACH	CORLEY, WILLIAM Reim Monthly Health Prem	HEALTH PREM 324.48
	CORLEY, WILLIAM	\$ 324.48
ACH	CALLAHAN, CHARLES Reim Monthly Health Prem	HEALTH PREM 15.74
	CALLAHAN, CHARLES	\$ 15.74
ACH	LESNIAKOWSKI, NORBERT Reim Monthly Health Prem	HEALTH PREM 189.48
	LESNIAKOWSKI, NORBERT	\$ 189.48
ACH	VER STEEG, ALLEN J Reim Monthly Health Prem	HEALTH PREM 158.74

Check		Payee / Description	Amount
		VER STEEG, ALLEN J	\$ 158.74
ACH	HACKNEY, GARY	Reim Monthly Health Prem	HEALTH PREM 497.16
		HACKNEY, GARY	\$ 497.16
ACH	TOL, HAROLD	Reim Monthly Health Prem	HEALTH PREM 181.48
		TOL, HAROLD	\$ 181.48
ACH	BANKSTON, GARY	Reim Monthly Health Prem	HEALTH PREM 181.48
		BANKSTON, GARY	\$ 181.48
ACH	ATWATER, RICHARD	Reim Monthly Health Prem	HEALTH PREM 143.00
		ATWATER, RICHARD	\$ 143.00
ACH	FIESTA, PATRICIA	Reim Monthly Health Prem	HEALTH PREM 324.48
		FIESTA, PATRICIA	\$ 324.48
ACH	DIGGS, JANET	Reim Monthly Health Prem	HEALTH PREM 648.96
		DIGGS, JANET	\$ 648.96
ACH	CARAZA, TERESA	Reim Monthly Health Prem	HEALTH PREM 19.24
		CARAZA, TERESA	\$ 19.24
ACH	ANDERSON, JOHN L	Reim Monthly Health Prem	HEALTH PREM 505.96
		ANDERSON, JOHN L	\$ 505.96
ACH	SANTA CRUZ, JACQUELYN	Reim Monthly Health Prem	HEALTH PREM 698.11
		SANTA CRUZ, JACQUELYN	\$ 698.11
ACH	HECK, ROSELYN	Reim Monthly Health Prem	HEALTH PREM 19.24
		HECK, ROSELYN	\$ 19.24
ACH	SOPICKI, LEO	Reim Monthly Health Prem	HEALTH PREM 317.48
		SOPICKI, LEO	\$ 317.48
ACH	GOSE, ROSEMARY	Reim Monthly Health Prem	HEALTH PREM 143.00

Check		Payee / Description	Amount
		GOSE, ROSEMARY	\$ 143.00
ACH	KEHL, BARRETT	Reim Monthly Health Prem	HEALTH PREM 143.00
	KEHL, BARRETT		\$ 143.00
ACH	RITCHIE, JANN	Reim Monthly Health Prem	HEALTH PREM 143.00
	RITCHIE, JANN		\$ 143.00
ACH	LONG, ROCKWELL DEE	Reim Monthly Health Prem	HEALTH PREM 354.16
	LONG, ROCKWELL DEE		\$ 354.16
ACH	FATTAHI, MIR	Reim Monthly Health Prem	HEALTH PREM 143.00
	FATTAHI, MIR		\$ 143.00
ACH	VERGARA, FLORENTINO	Reim Monthly Health Prem	HEALTH PREM 324.48
	VERGARA, FLORENTINO		\$ 324.48
ACH	WALL, DAVID	Reim Monthly Health Prem	HEALTH PREM 334.92
	WALL, DAVID		\$ 334.92
ACH	CHUNG, MICHAEL	Reim Monthly Health Prem	HEALTH PREM 162.24
	CHUNG, MICHAEL		\$ 162.24
ACH	ADAMS, PAMELA	Reim Monthly Health Prem	HEALTH PREM 19.24
	ADAMS, PAMELA		\$ 19.24
ACH	BLASINGAME, MARY	Reim Monthly Health Prem	HEALTH PREM 526.84
	BLASINGAME, MARY		\$ 526.84
ACH	ANDERSON, KENNETH	Reim Monthly Health Prem	HEALTH PREM 162.24
	ANDERSON, KENNETH		\$ 162.24
ACH	MOE, JAMES	Reim Monthly Health Prem	HEALTH PREM 19.24
	MOE, JAMES		\$ 19.24
ACH	POLACEK, KEVIN		

Check	Payee / Description	Amount
	Reim Monthly Health Prem	HEALTH PREM 669.84
	POLACEK, KEVIN	\$ 669.84
ACH	ELROD, SONDR Reim Monthly Health Prem	HEALTH PREM 162.24
	ELROD, SONDR	\$ 162.24
ACH	FRAZIER, JACK Reim Monthly Health Prem	HEALTH PREM 19.24
	FRAZIER, JACK	\$ 19.24
ACH	HOAK, JAMES Reim Monthly Health Prem	HEALTH PREM 143.00
	HOAK, JAMES	\$ 143.00
ACH	DEZHAM, PARIVASH Reim Monthly Health Prem	HEALTH PREM 19.24
	DEZHAM, PARIVASH	\$ 19.24
ACH	FOLEY III, DANIEL J. Reim Monthly Health Prem	HEALTH PREM 191.92
	FOLEY III, DANIEL J.	\$ 191.92
ACH	CLEVELAND, JAMES Reim Monthly Health Prem	HEALTH PREM 143.00
	CLEVELAND, JAMES	\$ 143.00
ACH	LANGNER, CAMERON Reim Monthly Health Prem	HEALTH PREM 670.64
	LANGNER, CAMERON	\$ 670.64
ACH	HAMILTON, LEANNE Reim Monthly Health Prem	HEALTH PREM 19.24
	HAMILTON, LEANNE	\$ 19.24
ACH	HOOSHMAND, RAY Reim Monthly Health Prem	HEALTH PREM 143.00
	HOOSHMAND, RAY	\$ 143.00
ACH	SCHLAPKOHL, JACK Reim Monthly Health Prem	HEALTH PREM 143.00
	SCHLAPKOHL, JACK	\$ 143.00
ACH	POOLE, PHILLIP Reim Monthly Health Prem	HEALTH PREM 191.92
	POOLE, PHILLIP	\$ 191.92

Check	Payee / Description	Amount
ACH	ADAMS, BARBARA Reim Monthly Health Prem	HEALTH PREM 162.24
	ADAMS, BARBARA	\$ 162.24
ACH	RUESCH, GENECE Reim Monthly Health Prem	HEALTH PREM 181.48
	RUESCH, GENECE	\$ 181.48
ACH	VANDERPOOL, LARRY Reim Monthly Health Prem	HEALTH PREM 535.82
	VANDERPOOL, LARRY	\$ 535.82
ACH	AMBROSE, JEFFREY Reim Monthly Health Prem	HEALTH PREM 324.48
	AMBROSE, JEFFREY	\$ 324.48
ACH	MERRILL, DIANE Reim Monthly Health Prem	HEALTH PREM 520.08
	MERRILL, DIANE	\$ 520.08
ACH	HOUSER, ROD Reim Monthly Health Prem	HEALTH PREM 678.82
	HOUSER, ROD	\$ 678.82
ACH	RUSSO, VICKI Reim Monthly Health Prem	HEALTH PREM 191.92
	RUSSO, VICKI	\$ 191.92
ACH	HUSS, KERRY Reim Monthly Health Prem	HEALTH PREM 897.15
	HUSS, KERRY	\$ 897.15
ACH	BINGHAM, GREGG Reim Monthly Health Prem	HEALTH PREM 526.84
	BINGHAM, GREGG	\$ 526.84
ACH	CHARLES, DAVID Reim Monthly Health Prem	HEALTH PREM 143.00
	CHARLES, DAVID	\$ 143.00
ACH	YEBOAH, ERNEST Reim Monthly Health Prem	HEALTH PREM 143.00
	YEBOAH, ERNEST	\$ 143.00
ACH	ALVARADO, ROSEMARY Reim Monthly Health Prem	HEALTH PREM 181.48
	ALVARADO, ROSEMARY	\$ 181.48

Check Payee / Description		Amount
ACH	BARELA, GEORGE Reim Monthly Health Prem	HEALTH PREM 143.00
	BARELA, GEORGE	\$ 143.00
ACH	FETZER, ROBERT Reim Monthly Health Prem	HEALTH PREM 669.84
	FETZER, ROBERT	\$ 669.84
ACH	SPAETH, ERIC Reim Monthly Health Prem	HEALTH PREM 19.24
	SPAETH, ERIC	\$ 19.24
ACH	DAVIS, MARTHA Reim Monthly Health Prem	HEALTH PREM 19.24
	DAVIS, MARTHA	\$ 19.24
ACH	BRULE, CHRISTOPHER Reim Monthly Health Prem	HEALTH PREM 191.92
	BRULE, CHRISTOPHER	\$ 191.92
ACH	ROOS, JAMES Reim Monthly Health Prem	HEALTH PREM 354.16
	ROOS, JAMES	\$ 354.16
ACH	MULLANEY, JOHN Reim Monthly Health Prem	HEALTH PREM 334.92
	MULLANEY, JOHN	\$ 334.92
ACH	VALENZUELA, DANIEL Reim Monthly Health Prem	HEALTH PREM 526.84
	VALENZUELA, DANIEL	\$ 526.84
ACH	PACE, BRIAN Reim Monthly Health Prem	HEALTH PREM 526.84
	PACE, BRIAN	\$ 526.84
ACH	KING, JOSEPH Reim Monthly Health Prem	HEALTH PREM 143.00
	KING, JOSEPH	\$ 143.00
ACH	VILLALOBOS, HECTOR Reim Monthly Health Prem	HEALTH PREM 191.92
	VILLALOBOS, HECTOR	\$ 191.92
ACH	BAXTER, KATHLEEN Reim Monthly Health Prem	HEALTH PREM 191.92

Check	Payee / Description	Amount
	BAXTER, KATHLEEN \$	191.92
ACH	PENMAN, DAVID Reim Monthly Health Prem HEALTH PREM	526.84
	PENMAN, DAVID \$	526.84
ACH	ANGIER, RICHARD Reim Monthly Health Prem HEALTH PREM	526.84
	ANGIER, RICHARD \$	526.84
ACH	MERRILL, DEBORAH Reim Monthly Health Prem HEALTH PREM	181.48
	MERRILL, DEBORAH \$	181.48
ACH	O'DEA, KRISTINE Reim Monthly Health Prem HEALTH PREM	162.24
	O'DEA, KRISTINE \$	162.24
ACH	OAKDEN, LISA Reim Monthly Health Prem HEALTH PREM	870.79
	OAKDEN, LISA \$	870.79
ACH	LAUGHLIN, JOHN Reim Monthly Health Prem HEALTH PREM	143.00
	LAUGHLIN, JOHN \$	143.00
ACH	HUGHBANKS, ROGER Reim Monthly Health Prem HEALTH PREM	191.92
	HUGHBANKS, ROGER \$	191.92
ACH	SPENDLOVE, DANNY Reim Monthly Health Prem HEALTH PREM	162.24
	SPENDLOVE, DANNY \$	162.24
ACH	HOULIHAN, JESSE Reim Monthly Health Prem HEALTH PREM	191.92
	HOULIHAN, JESSE \$	191.92
ACH	WARMAN, EVELYN Reim Monthly Health Prem HEALTH PREM	19.24
	WARMAN, EVELYN \$	19.24
ACH	HERNANDEZ, DELIA Reim Monthly Health Prem HEALTH PREM	191.92
	HERNANDEZ, DELIA \$	191.92
ACH	AVILA, ARTHUR L Reim Monthly Health Prem HEALTH PREM	191.92



Check		Payee / Description	Amount
		AVILA, ARTHUR L	\$ 191.92
ACH	GUARDIANO, GARY	Reim Monthly Health Prem	HEALTH PREM 162.24
		GUARDIANO, GARY	\$ 162.24
ACH	POMERLEAU, THOMAS	Reim Monthly Health Prem	HEALTH PREM 19.24
		POMERLEAU, THOMAS	\$ 19.24
ACH	BARRER, SATURNINO	Reim Monthly Health Prem	HEALTH PREM 334.92
		BARRER, SATURNINO	\$ 334.92
ACH	LACEY, STEVEN	Reim Monthly Health Prem	HEALTH PREM 727.79
		LACEY, STEVEN	\$ 727.79
ACH	MILLS, JOHN	Reim Monthly Health Prem	HEALTH PREM 19.24
		MILLS, JOHN	\$ 19.24
ACH	REED, RANDALL	Reim Monthly Health Prem	HEALTH PREM 669.84
		REED, RANDALL	\$ 669.84
ACH	RAMIREZ, REBECCA	Reim Monthly Health Prem	HEALTH PREM 334.92
		RAMIREZ, REBECCA	\$ 334.92
ACH	RAZAK, HALLA	Reim Monthly Health Prem	HEALTH PREM 143.00
		RAZAK, HALLA	\$ 143.00
ACH	OSBORN, CINDY L	Reim Monthly Health Prem	HEALTH PREM 334.92
		OSBORN, CINDY L	\$ 334.92
ACH	FESTA, GARY	Reim Monthly Health Prem	HEALTH PREM 263.82
		FESTA, GARY	\$ 263.82
ACH	MENDEZ, DAVID G	Reim Monthly Health Prem	HEALTH PREM 354.16
		MENDEZ, DAVID G	\$ 354.16
ACH	DELGADO, FLOR MARIA		



Check	Payee / Description	Amount
	Reim Monthly Health Prem	HEALTH PREM 143.00
	DELGADO, FLOR MARIA	\$ 143.00
ACH	GROENVELD, NELLETJE	
	Reim Monthly Health Prem	HEALTH PREM 191.92
	GROENVELD, NELLETJE	\$ 191.92
ACH	BATONGMALAQUE, CHARLIE L	
	Reim Monthly Health Prem	HEALTH PREM 555.11
	BATONGMALAQUE, CHARLIE L	\$ 555.11
ACH	BOBBITT, JOHN	
	Reim Monthly Health Prem	HEALTH PREM 143.00
	BOBBITT, JOHN	\$ 143.00
ACH	NEIGHBORS, CLAUDIA	
	Reim Monthly Health Prem	HEALTH PREM 191.92
	NEIGHBORS, CLAUDIA	\$ 191.92
ACH	JONES, LONDON S	
	Reim Monthly Health Prem	HEALTH PREM 377.08
	JONES, LONDON S	\$ 377.08
ACH	CHENG, TINA Y	
	Reim Monthly Health Prem	HEALTH PREM 181.48
	CHENG, TINA Y	\$ 181.48
ACH	JACKSON, PATRICIA M	
	Reim Monthly Health Prem	HEALTH PREM 162.24
	JACKSON, PATRICIA M	\$ 162.24
ACH	GIBSON, CONSTANCE A	
	Reim Monthly Health Prem	HEALTH PREM 143.00
	GIBSON, CONSTANCE A	\$ 143.00
ACH	GU, JASON	
	Reim Monthly Health Prem	HEALTH PREM 162.24
	GU, JASON	\$ 162.24
ACH	KOPP, LINDA L	
	Reim Monthly Health Prem	HEALTH PREM 19.24
	KOPP, LINDA L	\$ 19.24
ACH	SCHERCK, JOHN	
	Reim Monthly Health Prem	HEALTH PREM 334.89
	SCHERCK, JOHN	\$ 334.89

Check	Payee / Description	Amount
ACH	WOODRUFF, APRIL F Reim Monthly Health Prem	HEALTH PREM 191.92
	WOODRUFF, APRIL F	\$ 191.92
ACH	ELEBY, CRYSTAL Reim Monthly Health Prem	HEALTH PREM 377.08
	ELEBY, CRYSTAL	\$ 377.08
ACH	BUCHANAN, JAMES S Reim Monthly Health Prem	HEALTH PREM 143.00
	BUCHANAN, JAMES S	\$ 143.00
ACH	LUCAS, LARRY Reim Monthly Health Prem	HEALTH PREM 143.00
	LUCAS, LARRY	\$ 143.00
ACH	LOPEZ, MARK A Reim Monthly Health Prem	HEALTH PREM 3,014.28
	LOPEZ, MARK A	\$ 3,014.28
ACH	SANTA CRUZ, VICTOR Reim Monthly Health Prem	HEALTH PREM 555.11
	SANTA CRUZ, VICTOR	\$ 555.11
ACH	TRAUGOTT, JEFFREY P Reim Monthly Health Prem	HEALTH PREM 334.92
	TRAUGOTT, JEFFREY P	\$ 334.92
ACH	RIVERA, VINCENT J Reim Monthly Health Prem	HEALTH PREM 669.84
	RIVERA, VINCENT J	\$ 669.84
ACH	DOAN, KHANH V Reim Monthly Health Prem	HEALTH PREM 669.84
	DOAN, KHANH V	\$ 669.84
ACH	ARGUELLES, ALEX Reim Monthly Health Prem	HEALTH PREM 727.79
	ARGUELLES, ALEX	\$ 727.79
ACH	PROCTOR, CRAIG Reim Monthly Health Prem	HEALTH PREM 727.79
	PROCTOR, CRAIG	\$ 727.79
ACH	STONE, VICTORIA L Reim Monthly Health Prem	HEALTH PREM 526.84
	STONE, VICTORIA L	\$ 526.84

Check	Payee / Description	Amount
ACH	KREIMEYER, CARL L Reim Monthly Health Prem	HEALTH PREM 334.92
	KREIMEYER, CARL L	\$ 334.92
ACH	CHAVEZ, NESTOR Reim Monthly Health Prem	HEALTH PREM 334.92
	CHAVEZ, NESTOR	\$ 334.92
ACH	MCCHRISTY, KAREN Reim Monthly Health Prem	HEALTH PREM 162.24
	MCCHRISTY, KAREN	\$ 162.24
ACH	ROSALES, TIMOTEO P Reim Monthly Health Prem	HEALTH PREM 1,339.68
	ROSALES, TIMOTEO P	\$ 1,339.68
ACH	PELLY, GARY Reim Monthly Health Prem	HEALTH PREM 669.84
	PELLY, GARY	\$ 669.84
ACH	GUTIERREZ, MICHAEL C Reim Monthly Health Prem	HEALTH PREM 546.08
	GUTIERREZ, MICHAEL C	\$ 546.08
ACH	RMA GROUP EN20065-5/17-6/13 Prof Svcs	75894 367.00
	RMA GROUP	\$ 367.00
ACH	GRAINGER INC Inv-Pgrssv Mtrzd Cvty Pump,Cmbntn Crtrd	9954201001 2,284.32
	RP1Mnt-Hex Key Set	9962852381 54.37
	RP1Mnt-Strctrl Pp Fttngs,Crmc Flp Dcss,C	9962225984 554.80
	TrnrBsn-Silicone Sealant-Clear	9961844488 47.61
	GWOps-Cam & Groove Couplings	9961743334 75.94
	GWOps-Cntr Pnch Hnd Tl,Sctn Strnrs,Cm&G	9961602878 420.65
	RP1Mnt-V-Belts	9961219749 26.72
	RP1Mnt-Full Frame Flip Placard Holder	9960806595 56.88
	TP1Mnt-Ball Valves-3-Way,PVC	9955210811 465.65
	Inv-Marking Paint-Flourescent Purple	9954200995 157.49
	Inv-RTV-Marking Paint-Flourescent Purple	9030051362 157.49
	RP1Ops-Cam & Groove Adapter	9947418134 7.43
	Inv-Clnr Crtrdgs,Er Plgs,Cbl Ties,AA Btt	9954028693 2,438.49
	GRAINGER INC	\$ 6,432.86
ACH	DELL MARKETING L P IS21022-Power Edge R740 Server	10497087710 24,048.27
	DELL MARKETING L P	\$ 24,048.27
ACH	CHINO BASIN WATER CONSERVATION	

Check	Payee / Description	Amount
	WR21022-GIES Program-St Joseph Catholic 419	4,590.74
	WR21022-GIES Program-St Joseph Catholic 417	5,395.38
	CHINO BASIN WATER CONSERVATION\$	9,986.12
ACH	THATCHER COMPANY OF CALIFORNIA	
	TP1-45,040 Lbs Aluminum Sulfate 286833	3,793.93
	THATCHER COMPANY OF CALIFORNIA\$	3,793.93
ACH	INLAND EMPIRE MAGAZINE	
	ExtAff-Ad Placement July 2021 Issue INV48373	750.00
	INLAND EMPIRE MAGAZINE \$	750.00
ACH	O S T S INC	
	7/21-23 CCO ReCert Prep & Exam Core+1Spe 55099	675.00
	7/14 Traffic Control & Flagger Operation 55051	1,650.00
	O S T S INC \$	2,325.00
ACH	ROGERS, PETER J	
	9/2/21 Policy Cmmtt Fee-Rogers,P RPC-9/2/21	100.00
	ROGERS, PETER J \$	100.00
ACH	OLIN CORP	
	TP1-4,926 Gals Sodium Hypochlorite 3000003924	4,098.43
	TP1-4,904 Gals Sodium Hypochlorite 3000002844	4,080.13
	CCWRP-3,962 Gals Sodium Hypochlorite 2994952	3,506.37
	CCWRP-4,886 Gals Sodium Hypochlorite 2996248	4,065.15
	CCWRP-4,318 Gals Sodium Hypochlorite 2998006	3,821.43
	CCWRP-4,918 Gals Sodium Hypochlorite 2999314	4,091.78
	RP5-4,862 Gals Sodium Hypochlorite 2999316	4,045.18
	RP5-4,900 Gals Sodium Hypochlorite 2999881	4,076.80
	CCWRP-3,984 Gals Sodium Hypochlorite 3000001000	3,525.84
	RP5-4,858 Gals Sodium Hypochlorite 3000002843	4,041.86
	CCWRP-4,928 Gals Sodium Hypochlorite 3000002846	4,100.10
	TP1-4,918 Gals Sodium Hypochlorite 3000004354	4,091.78
	CCWRP-3,970 Gals Sodium Hypochlorite 3000003923	3,513.45
	RP5-4,930 Gals Sodium Hypochlorite 3000003925	4,101.76
	CCWRP-4,028 Gals Sodium Hypochlorite 3000006767	3,564.78
	RP5-4,594 Gals Sodium Hypochlorite 3000005663	4,065.69
	CCWRP-4,840 Gals Sodium Hypochlorite 3000005129	4,026.88
	RP4-4,902 Gals Sodium Hypochlorite 3000002845	4,078.46
	TP1-4,896 Gals Sodium Hypochlorite 3000001890	4,073.47
	TP1-4,826 Gals Sodium Hypochlorite 3000000999	4,015.23
	TP1-4,824 Gals Sodium Hypochlorite 3000000369	4,013.57
	RP4-4,686 Gals Sodium Hypochlorite 2999879	4,147.11
	TP1-4,758 Gals Sodium Hypochlorite 2997423	4,210.83
	TP1-4,814 Gals Sodium Hypochlorite 2998764	4,005.25
	TP1-4,868 Gals Sodium Hypochlorite 2998379	4,050.18
	RP4-4,888 Gals Sodium Hypochlorite 2998007	4,066.82
	TP1-4,664 Gals Sodium Hypochlorite 2998005	4,127.64
	TP1-4,960 Gals Sodium Hypochlorite 3000004232	4,126.72
	RP4-4,820 Gals Sodium Hypochlorite 3000006768	4,010.24
	TP1-4,684 Gals Sodium Hypochlorite 3000006766	4,145.34
	TP1-4,882 Gals Sodium Hypochlorite 3000006158	4,061.82
	TP1-4,846 Gals Sodium Hypochlorite 3000005662	4,031.87

Check	Payee / Description	Amount
	RP4-4,670 Gals Sodium Hypochlorite 3000005661	4,132.95
	OLIN CORP \$	132,114.91
ACH	GK & ASSOCIATES	
	46-2849-7/21 Prof Svcs-Hernandez,R 21-059	29,305.00
	46-2849-7/21 Prof Svcs-Olsen,W 21-058	14,868.00
	GK & ASSOCIATES \$	44,173.00
ACH	REED, RANDALL J	
	9/2/21 Policy Cmmtt Fee-Reed,R RPC-9/2/21	100.00
	REED, RANDALL J \$	100.00
ACH	READY REFRESH BY NESTLE	
	8/21 Bottled Water,Cooler Rental 11H0029859071	646.47
	READY REFRESH BY NESTLE \$	646.47
ACH	PFM ASSET MANAGEMENT LLC	
	8/1-8/31 Investment Portfolio Mgmt SMA-M0821-256	7,438.80
	7/1-7/31 Investment Portfolio Mgmt SMA-M0721-250	7,437.78
	PFM ASSET MANAGEMENT LLC \$	14,876.58
ACH	ULLOA, EUNICE M	
	9/2/21 Policy Cmmtt Fee-Ulloa,E RPC-9/2/21	100.00
	ULLOA, EUNICE M \$	100.00
ACH	DORST-PORADA, DEBRA	
	9/2/21 Policy Cmmtt Fee-Dorst-Porada,D RPC-9/2/21	100.00
	DORST-PORADA, DEBRA \$	100.00
ACH	ALTA FOODCRAFT	
	CAPHQB-Everpure OCS Filters 12122688	458.75
	CAPHQA-Pot Cleaners,Filters-Coffee Wide 12122499	17.64
	ALTA FOODCRAFT \$	476.39
ACH	DAVID WHEELER'S PEST CONTROL I	
	Admin. Rodent Cln Up. Bldg A B 56495	340.00
	HQ 8/21 Rodent Control 57583	928.00
	RP5-Pest Control- Bait Station 56958	536.00
	CCWRF 7/2021 Rodent Control 56829	634.00
	RP2-Pest Control- Bait Station 56789	1,222.00
	RP4-08/21 Pest Control- Bait-Station 56788	1,075.00
	Inspection all facilities 56783	524.00
	Inspection all facilities 56741	524.00
	HQA-7/21 Rodent Control 56588	340.00
	IEUA Bldg. A & B Rodent Control 56496	1,132.00
	RP5-7/21 Pest Control-Bait Station Refil 56359	536.00
	Inspection all facilities 56188	1,075.00
	Inspection all facilities 56183	524.00
	Inspection all facilities 56134	524.00
	HQA/B-8/2021 Squirrel Control 57586	585.00
	CCWRF-Rodent Control 56232	634.00



Check	Payee / Description	Amount
	RP2-6/2021 Rodent Control 56423 1,222.00 7/21 Pest Control 56189 1,222.00 DAVID WHEELER'S PEST CONTROL IS\$ 13,577.00	
ACH	GHD INC EN20056-3/28-5/29 Prof Svcs 163590 2,902.75 GHD INC \$ 2,902.75	
ACH	JEREMY HARRIS CONSTRUCTION, IN VctrBsn-Ld/Hl/Dsps Silt,TrckWlknng Sd Slp 3239 120,112.72 JEREMY HARRIS CONSTRUCTION, IN\$ 120,112.72	
ACH	SANDOVAL, JESUS L 9/2/21 Policy Cmmtt Fee-Sandoval,J RPC-9/2/21 100.00 SANDOVAL, JESUS L \$ 100.00	
ACH	YORKE ENGINEERING LLC EN19001/EN19006-6/21 AirQlty,Envrnmntl&S 26190 1,912.00 YORKE ENGINEERING LLC \$ 1,912.00	
ACH	AMAZON BUSINESS Sliding Rollers 1TXK-7HPL-GNJ 213.18 Apple AirPods with charging case (wired) 1Q63-NPY6-4QD 371.70 Drain Stopper 1H46-T6GJ-KY1 10.99 AMAZON BUSINESS \$ 595.87	
ACH	PRO-CRAFT CONSTRUCTION INC 6/29 Admin HQ Floor Drain Backup 20060.008 849.07 6/29 Lab Wet Chem Dept Sink Leak 20060.007 282.00 PRO-CRAFT CONSTRUCTION INC \$ 1,131.07	
ACH	WESTLAND GROUP INC EN20065-5/31-6/30 Prof Svcs 20368 1,972.50 WESTLAND GROUP INC \$ 1,972.50	
ACH	REDWOOD ENERGY STORAGE LLC 7/21 RP1/RP5/CCWRP Energy Storage System 1013 10,458.33 REDWOOD ENERGY STORAGE LLC \$ 10,458.33	
ACH	REDWOOD ENERGY STORAGE II LLC 7/21 RP4 Energy Storage System Mgmt 2013 27,708.33 REDWOOD ENERGY STORAGE II LLC \$ 27,708.33	
ACH	CAPO PROJECTS GROUP LLC EN17110-4/2021 Professional Services 4723 290.00 CAPO PROJECTS GROUP LLC \$ 290.00	
ACH	AMTEC	

Check	Payee / Description	Amount
	Bayliss,J/Rivera,P W/E 8/1/21 40/40 Hour 67676	2,800.00
	Bayliss,J/Rivera,P W/E 7/25/21 39.87/40 67619	2,796.10
	Bayliss,J/Rivera,P W/E 8/22/21 7.5/40 Ho 67924	1,825.00
	Bayliss,J/Rivera,P W/E 8/8/21 32.75/40 H 67777	2,582.50
	AMTEC	\$ 10,003.60
ACH	POWER PLUS	
	EN19001-6/18-7/15 Electrical Svcs 286289P0721	873.00
	EN19001-7/16-8/12 Electrical Svcs 286289P0821	873.00
	POWER PLUS	\$ 1,746.00
ACH	STAPLES CONTRACT & COMMERCIAL	
	Forks,Knives,Teaspoons 3482232188	18.10
	Toners-Black,Cyan,Magenta,Yellow 3483404871	950.94
	Pens,Packing Tape,Bankers Boxes 3484617344	109.54
	STAPLES CONTRACT & COMMERCIAL	\$ 1,078.58
ACH	INLAND EMPIRE WINDUSTRIAL CO	
	Inv-Unions,Nipples,Elbows,Bushings 036045 01	543.10
	RP4-Gate Valve,Union,Elbows,Nipples 036165 01	87.99
	TP4Mnt-Gaskets 035928 01	12.28
	TP4Mnt-Blind Flange,Nipple 035715 01	373.70
	TP4Mnt-Frt-Gaskets 035928 02	13.93
	TP4Mnt-Frt-Blind Flange,Nipple 035715 02	15.38
	RP4Mnt-Frt-Valves-Bronze Water Red 034931 02	17.10
	INLAND EMPIRE WINDUSTRIAL CO	\$ 1,063.48
ACH	DUTREY, JAVIER J	
	9/2/21 Policy Cmmtt Fee-Dutrey,J RPC-9/2/21	100.00
	DUTREY, JAVIER J	\$ 100.00
ACH	VELTO, BILL	
	9/2/21 Policy Cmmtt Fee-Velto,B RPC-9/2/21	100.00
	VELTO, BILL	\$ 100.00
ACH	SO CALIF EDISON	
	RP1-5/6-8/4 2450 Phila St 8000032453 7/	546,138.53
	930RsvrPrjct-8/23-9/21 2950 Galloping Hi 8001775817 9/	191.42
	CCWRP/TP-8/26-9/26 14950 Telephone Ave 8003543714 9/	29.35
	SnSvnRW-8/24-9/22 6000 Cherry Ave 8000141055 9/	79.12
	8thStBsn-8/26-9/26 1180 8th St 8000035339 9/	40.04
	1630WPmpStn-8/26-9/26 1530 6th St 8004881955 9/	14,136.45
	SO CALIF EDISON	\$ 560,614.91
ACH	REDDY, SUSHMITHA	
	Reim-CWEA Laboratory Analyst Grade 4 Cer 1308232014 20	225.00
	REDDY, SUSHMITHA	\$ 225.00
ACH	AMETEK BROOKFIELD	
	RP1Mnt-Service Analyzer A00000361763	854.00
	RP5Mnt-Rpr/Calibrate Analyzer A00000360862	2,360.62

Report: ZFIR TREASURER Inland Empire Utilities Agency  
 For 09/01/2021 ~ 09/30/2021 Treasurer Report

Page 38  
 Date 10/27/2021

Check	Payee / Description	Amount
	AMETEK BROOKFIELD	\$ 3,214.62
ACH	EMPOWER RETIREMENT P/R 19 9/24/21 Deferred Comp Ded	HR 0100700 84,359.33
	EMPOWER RETIREMENT	\$ 84,359.33
ACH	EMPOWER RETIREMENT P/R 18 9/10/21 Deferred Comp Ded	HR 0100600 85,938.97
	P/R 18 9/10 ADJ	P/R 18 9/10 A 115.21
	EMPOWER RETIREMENT	\$ 86,054.18

Grand Total Payment Amount: \$ 23,147,413.74



## Attachment 2D

Vendor Wires  
(excludes Payroll)

Check Payee / Description	Amount
---------------------------	--------

Wire	METROPOLITAN WATER DISTRICT July 2021 Water Purchase	10494		5,615,375.30	
				-	-
	METROPOLITAN WATER DISTRICT	\$		5,615,375.30	
Wire	EMPLOYMENT DEVELOPMENT DEPARTM P/R 19 9/24/21 Taxes	HR	0100700	15,452.75	
	P/R 19 9/24/21 Taxes	HR	0100700	76,870.24	
				-	-
	EMPLOYMENT DEVELOPMENT DEPARTM\$			92,322.99	
Wire	INTERNAL REVENUE SERVICE P/R 19 9/24/21 Taxes	HR	0100700	401,070.84	
				-	-
	INTERNAL REVENUE SERVICE	\$		401,070.84	
Wire	STATE DISBURSEMENT UNIT P/R 19 9/24/21	HR	0100700	2,507.11	
				-	-
	STATE DISBURSEMENT UNIT	\$		2,507.11	
Wire	STATE BOARD OF EQUALIZATION 8/21 Sales Tax Deposit		23784561 8/21	10,243.00	
				-	-
	STATE BOARD OF EQUALIZATION	\$		10,243.00	
Wire	EMPLOYMENT DEVELOPMENT DEPARTM P/R 18 9/10/21 Taxes	HR	0100600	70,483.09	
	P/R 18 9/10/21 Taxes	HR	0100600	15,534.30	
				-	-
	EMPLOYMENT DEVELOPMENT DEPARTM\$			86,017.39	
Wire	INTERNAL REVENUE SERVICE P/R 18 9/10/21 Taxes	HR	0100600	383,283.04	
				-	-
	INTERNAL REVENUE SERVICE	\$		383,283.04	
Wire	PUBLIC EMPLOYEES RETIREMENT SY P/R 18 9/10 PERS Adj		P/R 18 9/10 A	11.27-	
	P/R 18 9/10/21 PERS	HR	0100600	219,433.68	
				-	-
	PUBLIC EMPLOYEES RETIREMENT SY\$			219,422.41	
Wire	STATE DISBURSEMENT UNIT P/R 18 9/10/21	HR	0100600	2,507.11	
				-	-
	STATE DISBURSEMENT UNIT	\$		2,507.11	
Wire	EMPLOYMENT DEVELOPMENT DEPARTM P/R DIR 9 9/10/21 Taxes	HR	0100500	438.81	
				-	-
	EMPLOYMENT DEVELOPMENT DEPARTM\$			438.81	
Wire	INTERNAL REVENUE SERVICE P/R DIR 9 9/10/21 Taxes	HR	0100500	2,845.00	
				-	-
	INTERNAL REVENUE SERVICE	\$		2,845.00	

Check	Payee / Description			Amount
Wire	EMPLOYMENT DEVELOPMENT DEPARTM EDD EFTPMT EMPLOYMENT DEVEL TXP	HR	0100400	382.88
				- - - - -
	EMPLOYMENT DEVELOPMENT DEPARTM\$			382.88
Wire	INTERNAL REVENUE SERVICE IRS USATAXPYMT	HR	0100400	1,936.66
				- - - - -
	INTERNAL REVENUE SERVICE		\$	1,936.66
Wire	PUBLIC EMPLOYEES' RETIREMENT S			
	9/21 Health Ins-Board	16528734	9/21	5,881.10
	9/21 Health Ins-Retirees, Employees	16528731	9/21	295,836.06
				- - - - -
	PUBLIC EMPLOYEES' RETIREMENT S\$			301,717.16

Grand Total Payment Amount: \$ 7,120,069.70

## Attachment 2E

### Payroll-Net Pay-Directors

# INLAND EMPIRE UTILITIES AGENCY

## Ratification of Board of Directors

Payroll for September 10 ,2021  
Presented at Board Meeting on November 17, 2021

DIRECTOR NAME	GROSS PAYROLL	NET PAYROLL
Jasmin Hall	\$3,317.27	\$2,095.83
Marco A. Tule	\$2,888.66	\$1,784.22
Michael Camacho	\$4,516.91	\$1,695.10
Steven J. Elie	\$5,469.11	\$1,668.66
Paul Hofer	\$0.00	\$0.00
<b>TOTALS</b>	<b>\$16,191.95</b>	<b>\$7,243.81</b>

	Count	Amount
TOTAL EFTS PROCESSED	4	\$7,243.81
TOTAL CHECKS PROCESSED	0	\$0.00
CHECK NUMBERS USED	N/A	

**DIRECTOR PAYSHEET**  
**IEUA/MWD**  
**CBWM (alternate)**  
**1 of 2**

MICHAEL CAMACHO  
 EMPLOYEE NO.: 1140  
 ACCOUNT NO.: 10200-120100-100000-501010

**AUGUST 2021**

DATE	TYPE OF MEETING	ATTENDANCE	TOTAL COMPENSATION
8/3/2021	IEUA - RP-5 Expansion Project Tour	Yes	\$260.00
8/4/2021	IEUA - IEUA Board Workshop/Meeting via MS Teams	Yes	\$260.00
8/4/2021	IEUA - Rate Refinement Meeting w/GM Deshmukh and staff via MS Teams	Yes (staff)	\$0.00
8/9/2021	IEUA - Mtg w/Adan Ortega re MWD Matters	Yes	\$260.00
8/11/2021	IEUA - Further Discussion on Rate Refinement via MS Teams	Yes (staff)	\$0.00
8/12/2021	MWD - Southern Coalition/Inland Caucus Mtg via MS Teams	Yes	\$260.00
8/12/2021	MWD - Central/West/Gateway Meeting via WebEX	Yes (same day)	\$0.00
8/13/2021	IEUA - BIA Southern California Water Conference	Yes	\$260.00
8/16/2021	MWD - Committee Meetings	Yes	\$260.00
8/17/2021	MWD - Committee Meetings & Board Meeting	Yes	\$260.00
8/18/2021	IEUA - IEUA Board Meeting via MS Teams	Yes	\$260.00
8/18/2021	MWD - Mtg w/Bill Hasencamp and John Hanula re MWD topics	Yes (same day)	\$0.00
8/19/2021	MWD - Mtg w/Adan Ortega and Bob Apodoca re MWD matters	Yes	\$260.00
8/31/2021	IEUA - Mtg w/Bob Bowcock re IEUA/MWD matters	Yes	\$260.00

<b>TOTAL REIMBURSEMENT</b>	<b>\$2,600.00</b>
<b>TOTAL MEETINGS ATTENDED</b>	<b>14</b>
<b>TOTAL MEETINGS PAID</b>	<b>10</b>

**DIRECTOR PAYSHEET**  
**IEUA/MWD**  
**CBWM (alternate)**  
**2 of 2**

**NOTE:**

**IEUA/MWD/IERCA**

*Up to 10 days of service per month per Ordinance No. 107, including MWD meetings at \$260.00 (eff. 07/01/19). IEUA pays both primary and alternate for attendance.*

**CBWM**

*Up to 10 days of service per month per Ordinance No. 107, including MWD meetings at \$260.00 (eff. 7/01/19). IEUA pays both primary and alternate for attendance. (i.e., \$135.00 - difference between Watermaster \$125.00 and Agency meetings \$260.00 (eff. 7/01/19). Chino Basin Watermaster does not compensate an alternate Director unless the alternate Director is attending on behalf of an absent primary Director. In accordance to Ordinance No. 107, Section 1, (i) Attendance at any meeting provided for under Sections 1.b,c,e, and f, shall also include payment to both the primary representative and the alternate representative to said body if they both attend said meeting. Record full amount on timesheet for attendance by alternates.*

Director's Signature



Michael Camacho, Vice President



Approved by:

**DIRECTOR PAYSHEET**  
**IEUA/CBWM/CBWB**  
**CDA (alternate)**  
**1 of 2**

STEVEN J. ELIE  
 EMPLOYEE NO.: 1175  
 ACCOUNT NO.: 10200-120100-100000-501010

**AUGUST 2021**

DATE	TYPE OF MEETING	ATTENDANCE	TOTAL COMPENSATION
8/3/2021	IEUA - WNA Leadership Meeting via Zoom	Yes	\$260.00
8/3/2021	IEUA - National Night Out Chino Hills	Yes (same day)	\$0.00
8/4/2021	IEUA - IEUA Board Workshop/Meeting via MS Teams	Yes	\$260.00
8/4/2021	IEUA - Reception to Celebrate Life of Don Galleano	Yes (same day)	\$0.00
8/5/2021	IEUA - IEUA 101 and RP-5 Tour w/Senator Newman	Yes	\$260.00
8/9/2021	IEUA - Meet and Greet with SB County District Attorney Jason Anderson and Chino Councilmember Karen Comstock in San Bernardino	Yes (decline payment)	\$0.00
8/11/2021	IEUA - Chino Valley Independent Fire Board Meeting	Yes	\$260.00
8/13/2021	IEUA - BIA Southern California Water Conference in Ontario	Yes	\$260.00
8/16/2021	IEUA - SCWC Legislative Task Force Meeting via Zoom	Yes	\$260.00
8/17/2021	IEUA - Meeting w/Kevin Hardy, NWRI, John Withers & Shivaji Deshmukh	Yes	\$260.00
8/18/2021	IEUA - IEUA Board Meeting in person	Yes	\$260.00
8/26/2021	IEUA - Meeting w/Chino City Manager Matt Ballantyne	Yes	\$260.00
8/30/2021	IEUA- IEUA Audit Committee Meeting via MS Teams	Yes	\$260.00
8/30/2021	IEUA - SCWC Legislative Task Force Meeting via Zoom	Yes (same day)	\$0.00

**TOTAL REIMBURSEMENT**      \$2,600.00

**TOTAL MEETINGS ATTENDED**      14

**TOTAL MEETINGS PAID**      10

**NOTE:**

IEUA  
 Up to 10 days of service per month per Ordinance No. 107, including MWD meetings at \$260.00 (eff. 07/01/19). IEUA pays both primary and alternate for attendance.



**DIRECTOR PAYSHEET**  
**IEUA/CBWM/CBWB**  
**CDA (alternate)**  
**2 of 2**

**CBWM**

Up to 10 days of service per month per Ordinance No. 107, including MWD meetings at \$260.00 (eff. 7/01/19). IEUA pays both primary and alternate for attendance. (i.e., \$135.00 - difference between Watermaster \$125.00 and Agency meetings \$260.00 (eff. 7/01/19). Chino Basin Watermaster does not compensate an alternate Director unless the alternate Director is attending on behalf of an absent primary Director. In accordance to Ordinance No. 98, Section 1, (i) Attendance at any meeting provided for under Sections 1.b,c,e, and f, shall also include payment to both the primary representative and the alternate representative to said body if they both attend said meeting. Record full amount on timesheet for attendance by alternates.

**CDA**

Up to 10 days of service per month per Ordinance No. 107, (i.e., \$120.00 - difference between CDA (\$150 and Agency meetings \$260.00 (eff. 7/01/19), including MWD meetings. CDA pays directly to IEUA. Record full amount on timesheet. CDA pays both primary and alternate for attendance

**CBWB**

Up to 10 days of service per month per Ordinance No. 107 (i.e., \$160.00 - difference between CBWB (\$100.00 and Agency meetings \$260.00 (eff. 7/01/19)), including MWD meetings. CBWB pays directly to IEUA. Record full amount on timesheet.

***\*Decline IEUA portion of CBWM***

Director's Signature



Steven J. Elie, Director



Approved by:

**IEUA DIRECTOR PAYSHEET**  
**IEUA\IERCA\SAWPA**  
**Regional Policy Cte**  
**1 of 3**

JASMIN A. HALL  
EMPLOYEE NO.: 1256  
ACCOUNT NO.: 10200-120100-100000-501010

**AUGUST 2021**

DATE	TYPE OF MEETING	ATTENDANCE	TOTAL COMPENSATION
8/2/2021	IERCA - IERCA Board Meeting via MS Teams	Yes	\$260.00
8/3/2021	SAWPA - SAWPA PA 23 Committee Meeting via Zoom	Yes (Decline payment)	\$0.00
8/3/2021	SAWPA - SAWPA Commission Meeting via Zoom	Yes (Decline payment)	\$0.00
8/3/2021	SAWPA - SAWPA PA 24 Committee Meeting via Zoom	Yes (Decline payment)	\$0.00
8/3/2021	IEUA - IEWorks Leadership Meeting via Zoom	Yes	\$260.00
8/3/2021	IEUA - Virtual Congressional Briefing: Preparing for and Responding to Historic Drought and Wildfires	Yes (same day)	\$0.00
8/4/2021	IEUA - IEUA Board Workshop/Meeting via MS Teams	Yes	\$260.00
8/5/2021	IEUA - Regional Policy Committee Meeting via MS Teams	Yes	\$260.00
8/11/2021	CASA - CASA Spring Conference in San Diego	Yes	\$260.00
8/12/2021	CASA - CASA Spring Conference in San Diego	Yes	\$260.00
8/12/2021	IEUA - Meeting with Central Contra Costa Sanitary District GM R. Bailey and GHD Consultant Nezhad	Yes (same day)	\$0.00
8/13/2021	CASA - CASA Spring Conference in San Diego	Yes	\$260.00
8/16/2021	IEUA - SCWC Legislative Task Force Meeting	Yes	\$260.00
8/16/2021	IEUA - SAWPA Review Meeting w/ Manager of Inter-Agency Relations Cathleen Pieroni via MS Teams	Yes (staff)	\$0.00
8/16/2021	IEUA - ASBCSD Membership Meeting in Loma Linda	Yes (same day)	\$0.00
8/17/2021	SAWPA - SAWPA Commission Meeting via Zoom	Yes (Decline payment)	\$0.00
8/17/2021	IEUA - IEWorks Leadership Meeting via Zoom	Yes	\$260.00
8/17/2021	IEUA - Test Event for AWWEE/Women in Water IE Special Joint Path to Power Event via Zoom	Yes (same day)	\$0.00

**IEUA DIRECTOR PAYSHEET**  
**IEUA\IERCA\SAWPA**  
**Regional Policy Cte**  
**2 of 3**

8/17/2021	IEUA - Meeting w/Director Tule and GM Deshmukh in Chino	Yes (10 mtgs max)	\$0.00
8/18/2021	IEUA – IEUA Board Meeting In-Person	Yes	\$260.00
8/20/2021	IEUA - Meeting w/GM Deshmukh via MS Teams	Yes (staff)	\$0.00
8/20/2021	IEUA – Meeting w/Dale Hunter re 8/26 Board Mtg	Yes (10 mtgs max)	\$0.00
8/23/2021	IEUA - Meeting w/GM Deshmukh via MS Teams	Yes (staff)	\$0.00
8/26/2021	IEUA - AWWEE/Women in Water IE Special Joint Path to Power Event	Yes (same day)	\$0.00
8/26/2021	IEUA – SCWC Legislative Task Force Meeting via Zoom	Yes (same day)	\$0.00
8/26/2021	IEUA - CAAWEF Summer Board Meeting via Google Meet	Yes (same day)	\$0.00
8/30/2021	IEUA - SCWC Legislative Task Force Meeting	Yes (10 mtgs max)	\$0.00
8/30/2020	IEUA - Meeting w/Director Tule and HR Manager Lisa Dye re: IEWorks via MS Teams	Yes (staff)	\$0.00
8/31/2021	IEUA - IEWorks Leadership Meeting via Zoom	Yes (10 mtgs max)	\$0.00

**TOTAL REIMBURSEMENT** \$2,600.00  
**TOTAL MEETINGS ATTENDED** 29  
**TOTAL MEETINGS PAID** 10

**NOTE:**

**IEUA/IERCA**

Up to 10 days of service per month per Ordinance No. 107, including MWD meetings at \$260.00 (eff. 07/01/19). IEUA pays both primary and alternate for attendance.

**Regional Policy Committee**

Up to 10 days of service per month per Ordinance No. 107, including MWD meetings at \$260.00 (eff. 07/01/19.) IEUA pays Regional Policy Committee members (total amount of \$260.00, should reflect on timesheet).

**SAWPA**

Up to 10 days of service per month per Ordinance No. 107 (i.e., \$40.00 – difference between SAWPA (\$230.00 (eff. 1/21) and Agency meetings \$260.00 (eff. 7/01/19), including MWD meetings. SAWPA pays both primary and alternate for attendance, including mileage.

**CBWB**

Up to 10 days of service per month per Ordinance No. 107 (i.e., \$160.00 - difference between CBWB (\$100.00 and Agency meetings \$260.00 (eff. 7/01/19)), including MWD meetings. CBWB pays directly to IEUA. Record full amount on timesheet.

IEUA DIRECTOR PAYSHEET  
IEUA\IERCA\SAWPA  
Regional Policy Cte  
3 of 3

Director's Signature



---

Jasmin A. Hall, President



---

Approved by:

**DIRECTOR PAYSHEET****IEUA/IERCA****1 of 1**

PAUL HOFER

EMPLOYEE NO.: 1349

ACCOUNT NO.: 10200-120100-100000-501010

**AUGUST 2021**

DATE	TYPE OF MEETING	ATTENDANCE	TOTAL COMPENSATION
8/18/2021	IEUA - IEUA Board Meeting via MS Teams	Yes	\$0.00
8/19/2021	IEUA - Meeting w/GM Deshmukh in Ontario	Yes (staff)	\$0.00
8/30/2021	IEUA - Audit Committee Meeting via MS Teams	Yes	\$0.00
TOTAL REIMBURSEMENT			\$0.00
TOTAL MEETINGS ATTENDED			3
TOTAL MEETINGS PAID			0

**NOTE:**

IEUA/IERCA

Up to 10 days of service per month per Ordinance No. 107, including MWD meetings at \$260.00 (eff. 07/01/19).

IEUA pays both primary and alternate for attendance.

*Director Hofer has waived all stipend payments.*

Director's Signature



Paul Hofer, Director



Approved by:

**DIRECTOR PAYSHEET**  
**IEUA/CDA**  
**IERCA/REGIONAL POLICY (alternate)/**  
**SAWPA (alternate) / CBWM (alternate)**  
**1 of 2**

MARCO TULE  
EMPLOYEE NO.: 1520  
ACCOUNT NO.: 10200-120100-100000-501010

**AUGUST 2021**

DATE	TYPE OF MEETING	ATTENDANCE	TOTAL COMPENSATION
8/3/2021	IEUA - RP-5 Expansion Project Tour	Yes	\$260.00
8/3/2021	IEUA - IEWorks Leadership Meeting via Zoom	Yes (same day)	\$0.00
8/4/2021	IEUA - IEUA Board Workshop/Meeting via MS Teams	Yes	\$260.00
8/5/2021	CDA - CDA Board Meeting via Zoom	Yes	\$260.00
8/9/2021	IEUA - Meeting w/City of Montclair and GM Deshmukh via MS Teams	Yes	\$260.00
8/9/2021	IEUA - Monthly Meeting w/City of Ontario CM Porada, GM Burton, City Mgr Ochoa via Zoom	Yes (same day)	\$0.00
8/11/2021	IEUA - Meeting w/Montclair Mayor Dutrey in Montclair	Yes	\$260.00
8/17/2021	IEUA - Meeting w/President Hall and GM Deshmukh in Chino	Yes	\$260.00
8/17/2021	IEUA - IEWorks Leadership Meeting via Zoom	Yes (same day)	\$0.00
8/18/2021	IEUA – IEUA Board Meeting via MS Teams	Yes	\$260.00
8/23/2021	IEUA – Meeting w/Lisa Dye re IE Works via MS Teams	Yes (staff)	\$0.00
8/31/2021	IEUA - IEWorks Leadership Meeting via Zoom	Yes	\$260.00

<b>TOTAL REIMBURSEMENT</b>	<b>\$2,080.00</b>
<b>TOTAL MEETINGS ATTENDED</b>	<b>12</b>
<b>TOTAL MEETINGS PAID</b>	<b>8</b>

**DIRECTOR PAYSHEET**  
**IEUA/CDA**  
**IERCA/REGIONAL POLICY (alternate)/**  
**SAWPA (alternate) / CBWM (alternate)**

2 of 2

**NOTE:**

**IEUA/IERCA**

*Up to 10 days of service per month per Ordinance No. 107, including MWD meetings at \$260.00 (eff. 07/01/19). IEUA pays both primary and alternate for attendance.*

**Regional Policy Committee**

Up to 10 days of service per month per Ordinance No. 107, including MWD meetings at \$260.00 (eff. 07/01/19.) IEUA pays Regional Policy Committee members (total amount of \$260.00, should reflect on timesheet).

**CDA**

Up to 10 days of service per month per Ordinance No. 107, (i.e., \$120.00 - difference between CDA (\$150 and Agency meetings \$260.00 (eff. 7/01/19), including MWD meetings. CDA pays directly to IEUA. Record full amount on timesheet. CDA pays both primary and alternate for attendance

**SAWPA**

Up to 10 days of service per month per Ordinance No. 107 (i.e., \$40.00 – difference between SAWPA (\$220.00 (eff. 1/21) and Agency meetings \$260.00 (eff. 7/01/19), including MWD meetings. SAWPA pays both primary and alternate for attendance, including mileage.

**CBWM**

pays both primary and alternate for attendance. (i.e., \$135.00 - difference between Watermaster \$125.00 and Agency meetings \$260.00 (eff. 7/01/19). Chino Basin Watermaster does not compensate an alternate Director unless the alternate Director is attending on behalf of an absent primary Director. In accordance to Ordinance No. 107, Section  
**Director's Signature**



Marco Tule, Director



Approved by:

## Attachment 2F

Payroll-Net Pay-Employees



Non-Board Members	PP 18 Checks	PP 18 EFTs	PP 19 Checks	PP 19 EFTs	September
NET PAY TO EE	\$0.00	\$868,665.93	\$0.00	\$898,000.43	\$1,766,666.36

## INLAND EMPIRE UTILITIES AGENCY

Payroll for September 10, 2021

Presented at Board Meeting on November 17, 2021

GROSS PAYROLL COSTS			\$1,572,758.51
DEDUCTIONS			(\$704,092.58)
NET PAYROLL			868,665.93
NET PAYROLL BREAKDOWN	CHECKS	EFT	TOTAL
CHECKS USED			
TRANSACTION PROCESSED	0	371	371
AMOUNT	\$0.00	\$868,665.93	<u>\$868,665.93</u>

# INLAND EMPIRE UTILITIES AGENCY

Payroll for September 24, 2021

Presented at Board Meeting on November 17, 2021

GROSS PAYROLL COSTS			\$1,613,940.55
DEDUCTIONS			(\$715,940.12)
NET PAYROLL			898,000.43
NET PAYROLL BREAKDOWN	CHECKS	EFT	TOTAL
CHECKS USED			
TRANSACTION PROCESSED	0	368	368
AMOUNT	\$0.00	\$898,000.43	<u>\$898,000.43</u>

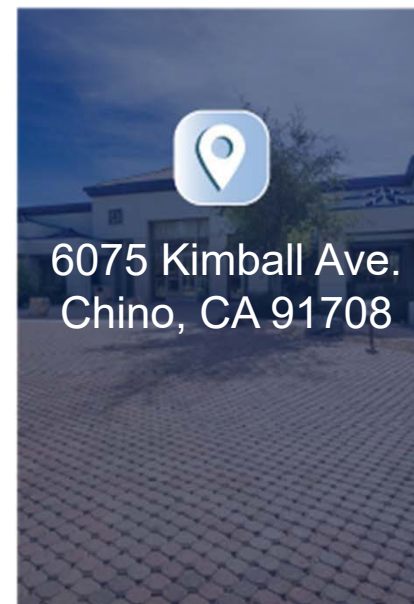




# Report on General Disbursements

Deborah Berry  
Manager of Finance and Accounting  
November 2021

# Staff's Recommendation

- Approve the total disbursements for the month of September 2021 in the amount of \$32,685,185.74.



@IEUAWater

**CONSENT  
CALENDAR  
ITEM**

**1C**



**Date:** November 17, 2021

**To:** The Honorable Board of Directors

*SSD*  
**From:** Shivaji Deshmukh, General Manager

**Committee:** Engineering, Operations & Water Resources

11/10/21

**Executive Contact:** Randy Lee, Executive Manager of Operations/AGM

**Subject:** Janitorial Services Contract Award

---

**Executive Summary:**

The Inland Empire Utilities Agency (Agency) has 31 buildings throughout Agency-owned facilities that require routine janitorial services. One of the responsibilities of Facilities Management is to provide a safe, clean, and healthy work environment for staff and visitors. In order to consistently meet this task, the Agency contracts with a janitorial service provider to perform the needed services. These services include all quality surface cleaning tasks, glass cleaning, shampooing carpets, trash removal, replacing water-free urinal cartridges, disinfecting restrooms and showers, exterior building pressure washing, street sweeping, as well as refrigerator cleaning. In addition, an option for preventative COVID-19 surface disinfecting services are provided as needed.

To maintain the appropriate level of service for the Agency, a Request for Proposal (RFP) RFP-TL-21-03 was posted publicly on PlanetBids on September 1, 2021, for a new service contract. Staff received three RFP bid responses and accepted two. All complete bid responses were evaluated and scored based on pre-determined weighted criteria. Based on the committee evaluation, it is recommended that Priority Building Services, LLC be awarded the Janitorial Services contract.

---

**Staff's Recommendation:**

1. Approve the award of Contract No. 4600003083 to Priority Building Services, LLC to provide Janitorial Services for a total contract price not-to-exceed amount of \$1,800,000 over five years with a fixed price period of two years with three one-year options to extend with CPI increases; and
2. Authorize the General Manager to execute the service contract.

---

**Budget Impact** *Budgeted (Y/N):* Y *Amendment (Y/N):* N *Amount for Requested Approval:*

*Account/Project Name:*

Regional Operations and Maintenance (RO) Fund, Professional Fees and Services

*Fiscal Impact (explain if not budgeted):*

None



**Prior Board Action:**

December 16, 2015 – Janitorial Maintenance Service Contract Award, Contract No. 4600002020  
December 18, 2019 – Contract Amendment for Janitorial Service, Contract Amendment No.  
4600002020-009.  
December 16, 2020 – Contract Amendment for Janitorial Service, Contract Amendment No.  
4600002020-014.

---

**Environmental Determination:**

Not Applicable

---

**Business Goal:**

The Agency's Janitorial Service Contract is consistent with the IEUA's Business Goal of Business Practices specifically the Efficiency & Effectiveness objective that IEUA will apply best industry practices in all processes to maintain or improve the quality and value of the services we provide to our member agencies and the public.

---

**Attachments:**

Attachment 1 - PowerPoint Presentation  
Attachment 2 - Service Contract No. 4600003083

# Janitorial Services Contract

Frank Sotomayor  
Facilities Program Supervisor  
November 2021

# Janitorial Services

- Janitorial services are required to ensure a safe and clean environment for Agency staff to carry out essential Agency-related business.
- Contracted Services Include:
  - Quality Cleaning Tasks
    - Glass cleaning
    - Shampooing carpet
    - Trash removal
    - Replacing water-free urinal cartridges
    - Disinfecting restrooms and showers
    - Pressure washing exterior building
    - Street sweeping
    - Refrigerator and oven cleaning
  - Preventative COVID-19 Day Porter Services
    - Disinfection of high touch areas such as breakrooms, copy rooms, door handles, etc.





# Proposal Evaluation

Two proposals were received on September 22, 2021, and were scored based on predetermined weighted criteria.

## Selection Criteria

- Level of experience and knowledge of scope of work
- Record of performance (work history)
- Methodology to maintain a high standard of service
- Availability of staff to meet Agency's deadlines
- References
- Fees
- Exceptions taken to the specifications

## Bidders Ranked using Selection Criteria

- |                                     |            |
|-------------------------------------|------------|
| 1. Priority Building Services, LLC. | Brea, CA   |
| 2. Joncowest, LLC.                  | Corona, CA |

# Proposal Evaluation Results

The evaluation of the two proposals received concludes that Priority Building Services, LLC would provide best value to the Agency.

## — Best Value

- Past performance, methodology, experience, references, and competitive pricing

## — Contract term: 5 years

- Two years with fixed price
- Three one-year options to extend with Consumer Price Index increases

## — Experience with IEUA

- Current service provider
- Staff is satisfied with their services
- Provided additional cleaning services for COVID-19



# Recommendation

- Approve the award of Contract No. 4600003083 to Priority Building Services, LLC to provide Janitorial Services for a total contract price not-to-exceed amount of \$1,800,000 over five years with a fixed price period of two years with three one-year options to extend with CPI increases; and
- Authorize the General Manager to execute the service contract.

*The Agency Janitorial Services Contract, is consistent with the IEUA's **Business Goal of Business Practices** specifically the Efficiency & Effectiveness objective that IEUA will apply best industry practices in all processes to maintain or improve the quality and value of the services we provide to our member agencies and the public.*

**CONSENT  
CALENDAR  
ITEM**

**1D**

**Date:** November 17, 2021

**To:** The Honorable Board of Directors

*ADD*  
**From:** Shivaji Deshmukh, General Manager

**Committee:** Engineering, Operations & Water Resources

11/10/21

**Executive Contact:** Christiana Daisy, Deputy General Manager

**Subject:** Agency-Wide Chemical Containment Rehabilitation Phase 2 Construction Contract Award

---

**Executive Summary:**

In October 2019, Inland Empire Utilities Agency (IEUA) issued a contract to Harper and Associates Engineering, Inc., (HAE) to evaluate the conditions of twenty-eight chemical containment areas located at six different IEUA facilities. HAE provided a detailed condition assessment report in November 2019 with recommendations based on the field conditions of each area. Last fiscal year, using the report provided by HAE, IEUA staff prioritized and rehabilitated the most critical containment areas. Staff utilized the same report to develop this project to rehabilitate six additional deteriorated chemical containment areas within Carbon Canyon Water Reclamation Facility (CCWRF). This project will cover the remaining critical areas. All other areas were in good condition or will be rehabilitated during the RP-5 Expansion Project.

On August 31, 2021, IEUA issued an invitation for bids to specialty coating contractors listed on PlanetBids. Four bids were received on October 5, 2021. There were two non-responsive bids received. One non-responsive bidder did not acknowledge the addendum, and the other did not have a current registration with California's Department of Industrial Relations. Techno Coating Inc., was the lowest responsive, responsible bidder with a bid price of \$238,112 (engineer's estimate was \$240,000).

---

**Staff's Recommendation:**

1. Award a construction contract for the Agency-Wide Chemical Containment Rehabilitation Phase 2, Project No. EN22043, to Techno Coating Inc., in the amount of \$238,112; and
2. Authorize the General Manager to execute the construction contract, subject to non-substantive changes.

---

**Budget Impact** *Budgeted (Y/N): Y    Amendment (Y/N): N    Amount for Requested Approval:*

*Account/Project Name:*

EN22043/Agency-Wide Chemical Containment Coating Rehabilitation Phase 2

*Fiscal Impact (explain if not budgeted):*

None.



---

**Prior Board Action:**

None.

---

**Environmental Determination:**

Categorical Exemption

CEQA identifies certain categories of projects as exempt from more detailed environmental review because these categories have been deemed to have no potential for significant impact on the environment. This project qualifies for a Categorical Exemption Class 1 as defined in Section 15301 of the State CEQA Guidelines.

---

**Business Goal:**

The Agency-Wide Chemical Containment Rehabilitation Phase 2 Project is consistent with IEUA's Business Goal of Wastewater Management specifically the Asset Management objective that IEUA will ensure the treatment facilities are well maintained, upgraded to meet evolving requirements, sustainably managed, and can accommodate changes in regional water use.

---

**Attachments:**

Attachment 1 - PowerPoint

Attachment 2 - Construction Contract

# **Attachment 1**

# Agency-Wide Chemical Containment Rehabilitation Phase 2

## Construction Contract Award

### Project EN22043

Christian Gomez  
Associate Engineer  
November 2021

# Project Location: Carbon Canyon



# Background

- Harper and Associates
  - Contracted in October 2019
  - Evaluated 28 chemical containment structures
  - Recommendations report completed November 2019
- Phase 1
  - Rehabilitated four containment areas at RP-1
- Phase 2
  - Will rehabilitate six containment area at Carbon Canyon
- Remaining 18 areas
  - In good to excellent condition



RP-1 Headworks Chemical Containment Area



# The Project

- Recoating of six concrete chemical containment areas
- Scope of Work:
  - Prepare surfaces
  - Repair damaged concrete
  - Apply coating to concrete surfaces



Ferric Chloride Containment



Tertiary Sodium Hypochlorite Containment

# Contractor Selection

Four bids were received on October 5, 2021:

Bidder's Name	Final Bid Amount
Techno Coating Inc.	\$238,112
Tony Painting	\$238,450
Engineer's Estimate	\$240,000

\* Two other bids were considered non-responsive

# Project Budget and Schedule

Description	Estimated Cost
<b>Design Services</b>	<b>\$3,310</b>
IEUA Design Services (actuals)	\$3,310
<b>Construction Services</b>	<b>\$50,000</b>
IEUA Construction Services (~5%)	\$50,000
<b>Construction</b>	<b>\$262,112</b>
Construction Contract (this action)	\$238,112
Contingency (~10%)	\$24,000
<b>Total Project Cost</b>	<b>\$315,422</b>
<b>Total Project Budget:</b>	<b>\$505,000</b>

Project Milestone	Date
<b>Construction</b>	
Construction Contract Award	November 2021
Construction Completion	March 2022



# Recommendation

- Award a construction contract for the Agency-Wide Chemical Containment Rehabilitation Phase 2, Project No. EN22043, to Techno Coating Inc., in the amount of \$238,112; and
- Authorize the General Manager to execute the construction contract, subject to non-substantive changes.

The Agency-Wide Chemical Containment Rehabilitation Phase 2 Project is consistent with **IEUA's Business Goal of Wastewater Management**, specifically the Asset Management objective that IEUA will ensure the treatment facilities are well maintained, upgraded to meet evolving requirements, sustainability managed, and can accommodate changes in regional water use.

# **Attachment 2**

Contract Number:46000003090

## AGENCY WIDE CHEMICAL CONTAINMENT AREA REHABILITATION PHASE 2

### **1.0** CONTRACT

THIS CONTRACT made and entered into this 17<sup>th</sup> day of November, 2021, by and between Techno Coating Inc., hereinafter referred to as "CONTRACTOR," and The Inland Empire Utilities Agency, a Municipal Water District, located in San Bernardino County, California, hereinafter referred to as "IEUA".

#### **WITNESSETH:**

That for and in consideration of the promises and agreements hereinafter made and exchanged, IEUA and the CONTRACTOR agree as follows:

- A.** CONTRACTOR agrees to perform and complete in a workmanlike manner, all Work required under these Bid Documents FOR **IFB-JV-21-004, Project No. EN22043, Agency Wide Chemical Containment Areas Rehabilitation Phase 2** in accordance with the Bid Documents, and to furnish at their own expense, all labor, materials, equipment, tools, and services necessary, except such materials, equipment, and services as may be stipulated in said Bid Documents to be furnished by IEUA, and to do everything required by this Contract and the said Bid Documents.
- B.** For furnishing all said labor, materials, equipment, tools, and services, furnishing and removing all plant, temporary structures, tools and equipment, and doing everything required by this Contract and said Bid Documents; also for all loss and damage arising out of the nature of the Work aforesaid, or from the action of the elements, or from any unforeseen difficulties which may arise during the prosecution of the Work until its acceptance by IEUA, and for all risks of every description connected with the Work; also for all expenses resulting from the suspension or discontinuance of Work, except as in the said Bid Documents are expressly stipulated to be borne by IEUA; and for completing the Work in accordance with the requirements of said Bid Documents, IEUA will pay and said CONTRACTOR shall receive, in full compensation therefore, the price(s) set forth in this Contract.
- C.** That IEUA will pay the CONTRACTOR progress payments and the final payment, in accordance with the provisions of the Contract Documents, with warrants drawn on the appropriate fund or funds as required, at the prices bid in Section 4 – Forms, Bid Price Schedule & Bid Forms, and accepted by IEUA, and set forth in this below.

Total Bid Price: \$238,112 Dollars and 00 Cents.

- D.** IEUA hereby employs the CONTRACTOR to perform the Work according to the

- terms of this Contract for the above-mentioned price(s), and agrees to pay the same at the time, in the manner, and upon the conditions stipulated in the said Bid Documents; and the said parties for themselves, their heirs, executors, administrators, successors, and assigns, do hereby agree to the full performance of the covenants herein contained.
- E.** The Notice Inviting Bids, Instructions to Bidders, Bid Forms, Information Required of Bidder, Performance Bond, Payment Bond, Contractor's License Declaration, Specifications, Drawings, all General Conditions, Special Conditions, and all Project Requirements, and all Addenda issued by IEUA with respect to the foregoing prior to the opening of bids, are hereby incorporated in and made part of this Contract, as if fully set forth.
  - F.** The CONTRACTOR agrees to commence Work under this Contract on or before the date to be specified in a written "Notice To Proceed" and to complete said Work to the satisfaction of IEUA **One Hundred Twenty (120)** calendar days after the Notice to Proceed. All Work shall be completed before final payment is made.
  - G.** Time is of the essence on this Contract.
  - H.** CONTRACTOR agrees that in case the Work is not completed before or upon the expiration of the Contract Time, damage will be sustained by IEUA, and that it is and will be impracticable to determine the actual damage which IEUA will sustain in the event and by reason of such delay, and it is therefore agreed that the CONTRACTOR shall pay to IEUA the amounts as set forth in Section 2 – General Information, S., Liquidated Damages for each day of delay, which shall be the period between the expiration of the Contract Time and the date of final acceptance by IEUA, as liquidated damages and not as a penalty. It is further agreed that the amount stipulated for liquidated damages per day of delay is a reasonable estimate of the damages that would be sustained by IEUA, and the CONTRACTOR agrees to pay such liquidated damages as herein provided. In case the liquidated damages are not paid, the CONTRACTOR agrees that IEUA may deduct the amount thereof from any money due or that may become due to the CONTRACTOR by progress payments or otherwise under the Contract, or if said amount is not sufficient, recover the total amount.
  - I.** In addition to the liquidated damages, which may be imposed if the CONTRACTOR fails to complete the Work within the time agreed upon, IEUA may also deduct from any sums due or to become due to the CONTRACTOR, penalties and fines for violations of applicable local, state, and federal law.
  - J.** That the CONTRACTOR shall carry Workers' Compensation Insurance and require all subcontractors to carry Workers' Compensation Insurance as required by the California Labor Code.

- K.** That the CONTRACTOR shall have furnished, prior to execution of the Contract, two bonds approved by IEUA, one in the amount of one hundred (100) percent of the Contract Price, to guarantee the faithful performance of the Work, and one in the amount of one hundred (100) percent of the Contract Price to guarantee payment of all claims for labor and materials furnished.
- L.** The CONTRACTOR hereby agrees to protect, defend, indemnify and hold IEUA and its employees, agents, officers, directors, servants and volunteers free and harmless from any and all liability, claims, judgments, costs and demands, including demands arising from injuries or death of persons (including employees of IEUA and the CONTRACTOR) and damage to property, arising directly or indirectly out of the obligation herein undertaken or out of the operations conducted by the CONTRACTOR, its employees agents, representatives or subcontractors under or in connection with this Contract to the extent permitted by law.

The CONTRACTOR further agrees to investigate, handle, respond to, provide defense for and defend any such claims, demands or suit at the sole expense of the CONTRACTOR

IN WITNESS WHEREOF, The CONTRACTOR and the General Manager of Inland Empire Utilities Agency\*, thereunto duly authorized, have caused the names of said parties to be affixed hereto, each in duplicate, the day and year first above written.

- M.** The CONTRACTOR, by signing the contract does swear under penalty of perjury that no more than one final unappeasable finding of contempt of court by a Federal court has been issued against the CONTRACTOR within the immediately preceding two year period because of the CONTRACTOR's failure to comply with an order of a Federal court which orders the CONTRACTOR to comply with an order of the National Labor Relations Board (Public Contract Code 10296).

Inland Empire Utilities Agency\*,  
San Bernardino County, California.

By \_\_\_\_\_

*Shivaji Deshmukh*  
*General Manager*

CONTRACTOR

DocuSigned by:  
By Jeff Noice  
CFF82ABF9F974E7...  
Project Manager

*Techno Coatings*

\* A Municipal Water District

**CONSENT  
CALENDAR  
ITEM**

**1E**

**Date:** November 17, 2021

**To:** The Honorable Board of Directors

**From:** Shivaji Deshmukh, General Manager

**Committee:** Engineering, Operations & Water Resources

11/10/21

**Executive Contact:** Christiana Daisy, Deputy General Manager

**Subject:** RP-1 Flare Improvements Project Change Order - Extended Overhead

---

**Executive Summary:**

On June 17, 2020, Inland Empire Utilities Agency (IEUA) awarded a \$5,540,000 construction contract to W.M. Lyles Co., for the Regional Water Recycling Plant No. 1 (RP-1) Flare Improvements Project. During the early stage of construction, initial potholing by the Contractor revealed multiple underground utility conflicts that interfered with the new buried digester gas pipeline alignment. Multiple solutions were evaluated, and the most feasible solution selected was to install the gas piping aboveground. This required redesigning the mechanical piping system. The redesign process occurred from August 2020 through March 2021. In October 2021, the Board approved the mechanical redesign change order for the material supply and installation. Additionally, the mechanical redesign work impacted the project schedule by fifty-five working days. Extended overhead costs include project management, project facilities, home office, labor, and equipment.

The Contractor submitted a change order request in the amount of \$157,857 to cover the above-extended overhead, which staff evaluated and found to be fair and reasonable. Therefore, staff recommends approval of this change order for a total not-to-exceed amount of \$157,857, increasing the current contract from \$5,914,408 to \$6,072,265 (approximately 2.6% increase).

---

**Staff's Recommendation:**

1. Approve a construction contract change order for the RP-1 Flare Improvement, Project No. EN18006, to W.M. Lyles Co., for the not-to-exceed amount of \$157,857, increasing the contract from \$5,914,408 to \$6,072,265 (approximately 2.6% increase);
2. Amend the Total Project Budget for the RP-1 Flare Improvement, Project No. EN18006, in the amount of \$1,550,000, increasing the budget from \$7,650,000 to \$9,200,000 (20% increase) in the Regional Capital Fund; and,
3. Authorize the General Manager to execute the change order and the budget amendment, subject to non-substantive changes.

---

**Budget Impact** Budgeted (Y/N): N Amendment (Y/N): Y Amount for Requested Approval: \$ 1,550,000

Account/Project Name:

EN18006/RP-1 Flare Improvements

*Fiscal Impact (explain if not budgeted):*

If approved the Total Project Budget amendment, in the Regional Capital Fund, for the RP-1 Flare Improvement, Project No. EN18006, in the amount of \$1,550,000, will increase the total project budget from \$7,650,000 to \$9,200,000. The overall Regional Capital Fund can support the FY 21/22 expenses.

**Prior Board Action:**

On October 20, 2021, the Board of Directors approved change orders for the equipment foundation modifications and mechanical redesign for the not-to-exceed amount of \$324,977. On June 17, 2020, the Board of Directors awarded a Construction Contract to W.M. Lyles in the amount of \$5,540,000, approved a contract amendment to Lee & Ro, Inc., for engineering services during construction for a not-to-exceed amount of \$182,500, and approved a total project budget amendment in the amount of \$1,968,000 in the Regional Capital Fund.

---

**Environmental Determination:**

Categorical Exemption

CEQA identifies certain categories of projects as exempt from more detailed environmental review because these categories have been deemed to have no potential for significant impact on the environment. This project qualifies for a Categorical Exemption Class 1 and Class 2 as defined in Section 15301 of the State CEQA Guidelines.

---

**Business Goal:**

The RP-1 Flare Improvements Project is consistent with IEUA's Business Goal of Wastewater Management, specifically the Asset Management and Water Quality objectives that IEUA will ensure that systems are well maintained, upgraded to meet evolving requirements, sustainably managed, and can accommodate changes in regional water use to protect public health, the environment, and meet anticipated regulatory requirements.

---

**Attachments:**

Attachment 1 - PowerPoint



# **Attachment 1**



# RP-1 Flare Improvements

## Construction Change Order

### Project No. EN18006

Jamal Zughbi, P.E.

Senior Engineer

November 17, 2021

# Regional Water Recycling Plant No. 1 Project Location





# The Project



New and Existing Flares Side-by-Side

- Replace existing flare
- Install low pressure gas-holding tank
- Install new digester gas piping system
- Install one Iron Sponge and relocate two existing

# Challenges

- Mechanical Gas Pipeline Redesign
  - Conflicts with unforeseen buried utilities
  - Redesign: August 2020 thru March 2021



Gas Holder Tank and Iron Sponge



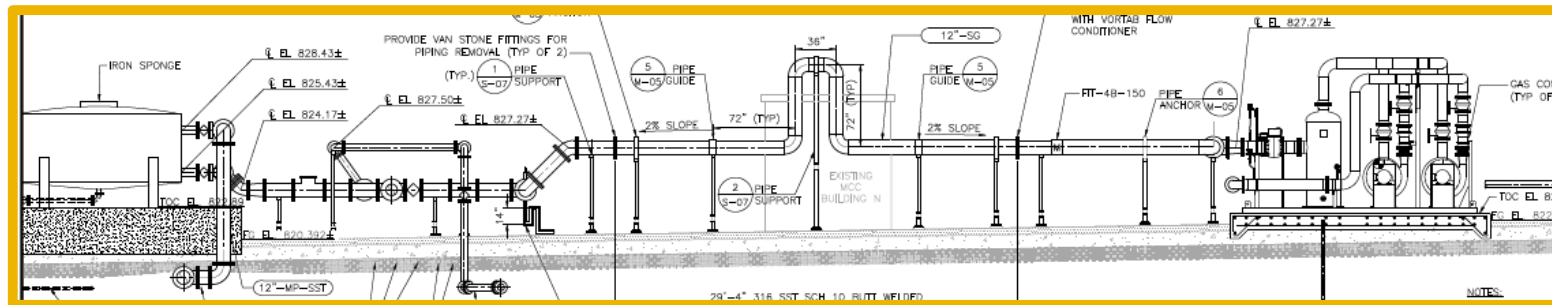
Underground Utilities Conflict

# The Outcome

- Mechanical Gas Pipeline Redesign
  - New design - above ground
  - Change Order for material and installation approved October 2021
  - Project delayed 55 working days
  - Contractor incurred Extended Overhead Cost



Gas Blower Skid and Foundation



Redesigned Mechanical Piping Partial View

# Project Budget

Description	Estimated Cost
<b>Design Services</b>	<b>\$1,025,439</b>
Design Services (IEUA and Consultants)	\$917,857
Project Development (IEUA) + Bid and Award	\$107,582
<b>Construction Services</b>	<b>\$1,165,618</b>
Engineering Services During Construction (consultants)	\$331,633
IEUA Construction Services ( <i>actuals</i> )	\$233,985
Estimated Remaining Construction Services	\$600,000
<b>Construction</b>	<b>\$7,008,943</b>
Current Construction Contract	\$5,914,408
Construction Contract Change Order (this action)	\$157,857
Pending Change Orders (PLC TBD, 11, 12, 13)	\$267,143
Remaining Project Contingency	\$669,535
<b>Total Project Cost:</b>	<b>\$9,200,000</b>
<b>Current Total Project Budget:</b>	<b>\$7,650,000</b>
<b>Budget Amendment:</b>	<b>\$1,550,000</b>
<b>Revised Total Project Budget:</b>	<b>\$9,200,000</b>

Project Milestone	Date
<b>Construction Contract</b>	
Construction Contract Award	June 2020
Current Construction Completion	December 2021
New Construction Completion	March 2022



# Recommendation

- Approve a construction contract change order for the RP-1 Flare Improvement, Project No. EN18006, to W.M. Lyles Co., for the not-to-exceed amount of \$157,857, increasing the contract from \$5,914,408 to \$6,072,265 (approximately 2.6% increase);
- Amend the Total Project Budget for the RP-1 Flare Improvement, Project No. EN18006, in the amount of \$1,550,000, increasing the budget from \$7,650,000 to \$9,200,000 (20% increase) in the Regional Capital Fund; and,
- Authorize the General Manager to execute the change order and the budget amendment, subject to non-substantive changes.

The RP-1 Flare Improvements Project is consistent with **IEUA's Business Goal of Wastewater Management**, specifically the Asset Management and Water Quality objectives that IEUA will ensure that systems are well maintained, upgraded to meet evolving requirements, sustainably managed, and can accommodate changes in regional water use to protect public health, the environment, and meet anticipated regulatory requirements.



**CONSENT  
CALENDAR  
ITEM**

**1F**

**Date:** November 17, 2021

**To:** The Honorable Board of Directors

*ADD*  
**From:** Shivaji Deshmukh, General Manager

**Committee:**

**Executive Contact:** Shivaji Deshmukh, General Manager

**Subject:** Adopt Resolution No. 2021-11-1, Making Certain Findings and Determinations  
Regarding Special Rules for Conducting Meetings through Teleconference

---

**Executive Summary:**

On March 4, 2020, Governor Newsom declared a state of emergency pursuant to Government Code 8625 due to the COVID-19 pandemic and recommended, together with local officials, measures for social distancing to assist in abating the spread of COVID-19; and on March 17, 2020, the Governor issued Executive Order N-29-20 which, among other things, suspended certain Brown Act rules governing the use of teleconferencing for local agency board meetings. Executive Order N-29-20 expired on September 30, 2021. In response to the ongoing COVID-19 pandemic, the California legislature enacted, and the Governor signed into law, AB 361 amending portions of Government Code 54953, allowing for the continued use of teleconferencing for local agency board meetings while suspending the conditions and restrictions of Government Code 54953(b)(3) if the legislative body of the local agency makes certain findings. The legislative body must make these findings every 30 days to continue the use of teleconferencing.

Resolution No. 2021-11-6, will expire on December 3, 2021. The next Board Meeting is scheduled for December 8. Given the upcoming meeting schedule, staff is recommending that the Board of Directors makes the necessary findings and determinations and Adopt Resolution No. 2021-11-1 to continue to conduct meetings through teleconference for a period of 30 days.

---

**Staff's Recommendation:**

Adopt Resolution No. 2021-11-1, Making Certain Findings and Determinations Regarding Special Rules for Conducting Meetings through Teleconference

---

**Budget Impact** *Budgeted (Y/N): Y    Amendment (Y/N): N    Amount for Requested Approval:*

*Account/Project Name:*

*Fiscal Impact (explain if not budgeted):*

None.

**Prior Board Action:**

The Board adopted Resolution No. 2021-10-1, making certain findings and determinations regarding special rules for conducting meetings through teleconference on October 6, 2021. On November 3, 2021, the Board adopted Resolution No. 2021-11-6, again making certain findings and determinations regarding special rules for conducting meetings through teleconference.

---

**Environmental Determination:**

Not Applicable

---

**Business Goal:**

The Adoption of a Resolution to make findings for conducting meetings through teleconference is consistent with the IEUA's commitment to applying ethical, fiscally responsible, transparent and environmentally sustainable principles to all aspects of business and organizational conduct.

---

**Attachments:**

Attachment 1 - Resolution No. 2021-11-1

**RESOLUTION NO. 2021-11-1**

**A RESOLUTION OF THE BOARD OF DIRECTORS OF THE INLAND EMPIRE UTILITIES AGENCY\*, SAN BERNARDINO COUNTY, CALIFORNIA, MAKING CERTAIN FINDINGS AND DETERMINATIONS REGARDING SPECIAL RULES FOR CONDUCTING MEETINGS THROUGH TELECONFERENCE**

**WHEREAS**, Inland Empire Utilities Agency (“IEUA”) is a municipal water district established pursuant to Section 71000 et seq. of the California Water Code; and

**WHEREAS**, all meetings of the Board of Directors of IEUA are conducted in open and public settings in compliance with the Ralph M. Brown Act (Brown Act) so that any member of the public may attend, participate and watch the Agency’s Board of Directors conduct their business; and

**WHEREAS**, on March 4, 2020, the Governor declared a state of emergency pursuant to Government Code 8625 due to the COVID-19 pandemic and has recommended, together with local officials, measures for social distancing to assist in abating the spread of COVID-19; and

**WHEREAS**, on March 17, 2020, the Governor issued Executive Order N-29-20 which, among other things, suspended certain Brown Act rules governing the use of teleconferencing of local agency board meetings; and

**WHEREAS**, the California legislature has enacted, and the Governor has signed into law, AB 361 amending portions of Government Code 54953, allowing for the continued use of teleconferencing for local agency board meetings while suspending the conditions and restrictions of Government Code 54953(b)(3) if the legislative body of the local agency makes certain findings; and

**WHEREAS**, On October 6, 2021 the Board of Directors of the Inland Empire Utilities Agency approved Resolution 2021-10-1 making certain factual findings, and authorizing the continued use of teleconferencing for IEUA Board meetings for an effective period of 30 days; and

**WHEREAS**, On November 3, 2021 the Board of Directors of the Inland Empire Utilities Agency approved Resolution 2021-11-6 again making certain factual findings, and authorizing the continued use of teleconferencing for IEUA Board meetings for an effective period of 30 days; and

**WHEREAS**, the Board of Directors must now determine whether to extend the effective period of Resolution 2021-11-6 for an additional 30 days, making the appropriate factual findings in support thereof;

**NOW, THEREFORE, BE IT RESOLVED** that the Board of Directors of the Inland Empire Utilities Agency hereby make the following findings and determinations:

**SECTION 1.** The Governor has proclaimed a state of emergency on March 4, 2020 which continues.

**SECTION 2.** The Governor and local officials have promoted the use of social distancing as a method to abate the spread of COVID-19 within the community. The Board of Directors finds that conducting in person meetings of the IEUA Board of Directors would be inimical to social distancing and would present imminent risks to the health or safety of the attendees and conducting meetings by teleconference would diminish that risk.

**SECTION 3.** The Board of Directors will continue to conduct Board meetings by teleconference in compliance with Government Code 54953(e) until such time as the Governor has terminated the state of emergency and the risk to health and safety of meeting attendees is sufficiently diminished or as otherwise required by law. Notice of meetings and posted agendas will contain information which allows members of the public to access the meeting and address the Board of Directors and offer public comment including an opportunity for all persons to attend via a call-in option or an internet-based service option.

**SECTION 4.** This Resolution shall take effect immediately upon its adoption and shall be effective for 30 days or until such time as the Board of Directors adopts a subsequent resolution in accordance with Government Code 54953(e)(3) to extend the time during which meetings of the Board of Directors may be conducted by teleconference without compliance with Government Code 54953(3)(b).

**ADOPTED** this 17 day of November, 2021.

---

Jasmin A. Hall President of the Inland  
Empire Utilities Agency\* and of the Board  
of Directors thereof

ATTEST:

---

Steven J. Elie Secretary/Treasurer of the Inland  
Empire Utilities Agency\* and of the Board of  
Directors thereof

STATE OF CALIFORNIA            )  
  )  
COUNTY OF SAN BERNARDINO )

I, Steven J. Elie, Secretary/Treasurer of the Inland Empire Utilities Agency\*, DO  
HEREBY CERTIFY that the foregoing Resolution being No. 2021-11-1, was adopted at  
a regular meeting on November 17, 2021, of said Agency by the following vote:

AYES:

NOES:

ABSENT:

---

Steven J. Elie  
Secretary/Treasurer

(SEAL)

\*A Municipal Water District



**CONSENT  
CALENDAR  
ITEM**

**1G**

**Date:** November 17, 2021

**To:** The Honorable Board of Directors

*ASD*  
**From:** Shivaji Deshmukh, General Manager

**Committee:** Engineering, Operations & Water Resources

11/10/21

**Executive Contact:** Randy Lee, Executive Manager of Operations/AGM

**Subject:** RP-5 Bird Abatement Contract Award

---

**Executive Summary:**

The Inland Empire Utilities Agency (Agency) operates five water recycling facilities. The facilities are ideal locations for birds as they seek food, water, and shelter.

Regional Water Recycling Plant No. 5 (RP-5) installed permanent bird deterrent devices such as rotating mirrors, bird deterrent sound boxes, netting, and other devices due to several permit violations from bird droppings at the disinfection process several years ago.

These deterrents were successful at the beginning, but now the birds have learned, and these devices are no longer effective. Based on staff's experience and risk exposure, the Operations Division is switching to a biologically based bird deterrent method using a falconer. Staff is requesting one long-term contract with a reputable and highly qualified service provider at a competitive cost. This contract will provide on-site falconry services at RP-5.

On July 28, 2021, a Request for Proposal (RFP) RFP-GD-21-005 was posted publicly on PlanetBids for Bird Abatement at RP-5. Staff received one RFP bid response. The bid response was evaluated based on pre-determined criteria. Based on the evaluation, it is recommended that Adam's Falconry Service, LLC be awarded the RP-5 Bird Abatement Services contract.

---

**Staff's Recommendation:**

1. Approve the award of Contract No. 4600003080 to Adam's Falconry Service, LLC to provide RP-5 Bird Abatement Services for a total contract price not-to-exceed amount of \$195,000 over three years with two one-year options to extend; and

2. Authorize the General Manager to execute the service contract.

---

**Budget Impact** *Budgeted (Y/N): Y    Amendment (Y/N): N    Amount for Requested Approval:*

*Account/Project Name:*

Regional Operations and Maintenance (RO) Fund, Professional Fees and Services

*Fiscal Impact (explain if not budgeted):*

None.

**Prior Board Action:**

None.

---

**Environmental Determination:**

Categorical Exemption

CEQA identifies certain categories of projects as exempt from more detailed environmental review because these categories have been deemed to have no potential for significant impact on the environment. This project qualifies for a Categorical Exemption Class 1 as defined in Section 15301(f) of the State CEQA Guidelines.

---

**Business Goal:**

The Agency's RP-5 Bird Abatement Services Contract is consistent with the IEUA's Business Goal of Environmental Stewardship, specifically the Regulatory Compliance objective, that IEUA will comply with all federal, state, local and environmental laws and regulations.

---

**Attachments:**

Attachment 1 - PowerPoint Presentation

Attachment 2 - Service Contract No. 4600003080



# RP-5 Bird Abatement Contract

Ryan Love  
Deputy Manager of Operations  
November 2021



# Background

- RP-5 Bird infestation:
  - Ideal environment for birds
  - Birds are seeking food, water and shelter
  - Nearby Chino Creek Wetlands & Education Park provides ideal roosting location



# Background

- Attempted solutions:
  - Birds of prey
  - Wind powered bird reflectors
  - Audible bird deterrent
  - Predator decoys
- Hazards and Ongoing Challenges:
  - Employee and public safety
  - Permit compliance
  - Manpower
  - Facility aesthetics



# Proposal Evaluation

Proposal was scored based on the pre-determined weighted criteria.

## Selection Criteria

- Prices and Fees
- Completeness of Proposal
- Relevant Experience
- References
- Methodology in Performing the Services
- Understanding of Agency's Bird Abatement Goals
- Project Approach and Technical Understanding
- Qualification of Key Personnel
- Completeness and Ability to Implement the Project on Schedule

One proposal was received on August 11, 2021:

## Bid Received

Adam's Falconry Service, LLC	San Juan Capistrano, CA
------------------------------	-------------------------






# Proposal Evaluation Results

The evaluation of the proposal received concludes that Adam's Falconry Service, LLC would provide the best value to the Agency.

- Best Value: Reasonable pricing, methodology, experience, and references
- Environmentally friendly and effective methods
- Experience with IEUA: Successful approaches used for reduction of birds at RP-5



# Recommendation

- Approve the award of Contract No. 4600003080 to Adam's Falconry Service, LLC to provide RP-5 Bird Abatement Services for a total contract price not-to-exceed amount of \$195,000 over three years with two one-year options to extend; and
- Authorize the General Manager to execute the service contract.

*The Agency's RP-5 Bird Abatement Services Contract is consistent with the IEUA's **Business Goal of Environmental Stewardship**, specifically the Regulatory Compliance objective, that IEUA will comply with all federal, state, local and environmental laws and regulations.*

**ACTION  
ITEM**

**2A**

**Date:** November 17, 2021

**To:** The Honorable Board of Directors

*SD*  
**From:** Shivaji Deshmukh, General Manager

**Committee:**

**Executive Contact:** Kathy Besser, Executive Manager of Ext. Aff. & Policy Dev./AGM

**Subject:** Association of California Water Agencies (ACWA) Election for 2022/2023 Term

---

**Executive Summary:**

ACWA will hold its annual General Session Membership Meeting on December 1, 2021 to formally nominate and elect ACWA's President and Vice President for the 2022-2023 term. The Agency may choose to vote for either the nominating committee's recommended slate of current Vice President Pamela Tobin for ACWA President and current Region 10 Vice Chair Cathy Green for ACWA Vice President, or vote for candidate(s) nominated from the floor.

Nominations from the floor will be accepted prior to the vote on the Nominating Committee's slate, per ACWA's Bylaws. The Bylaws require that floor nominations and seconds be made by a member of the Association and must be supported by a resolution of the governing body of the member making and seconding such nomination.

---

**Staff's Recommendation:**

Determine the Agency's vote for the Association of California Water Agencies President and Vice President for the 2022/23 term by:

1. Casting a vote for the slate of candidates recommended by ACWA's Nominating Committee or voting for candidate(s) nominated from the floor; and
2. Delegating an Agency representative to attend the meeting to cast the vote on December 1, 2021.

---

**Budget Impact** *Budgeted (Y/N): Y    Amendment (Y/N): N    Amount for Requested Approval:*

*Account/Project Name:*

*Fiscal Impact (explain if not budgeted):*

None.

---

**Prior Board Action:**

The Board adopted Resolution No. 2021-7-3 on July 7, 2021, endorsing Orange County Water District First Vice President Cathy Green as a candidate for Vice President of the Association of California Water Agencies.

---

**Environmental Determination:**

Not Applicable

---

**Business Goal:**

---

**Attachments:**

Attachment 1 - ACWA Membership Meeting & Election Procedures



# MEMORANDUM

Via U.S. Mail and Electronic Mail

**TO:** ACWA Member Agency Board Presidents and General Managers  
**CC:** ACWA Board of Director

**FROM:** Dave Eggerton, ACWA Executive Director

**DATE:** October 4, 2021

**SUBJECT:** Notice of General Session Membership Meeting — December 1, 2021

---

There will be a General Session Membership Meeting on **December 1, 2021, at 12:00 p.m.** The purpose of this meeting is to formally nominate and elect ACWA's President and Vice President for the 2022-2023 term. At its meeting on September 24, 2021, the ACWA Board of Directors approved procedures whereby ACWA members will be able to participate and vote in the upcoming membership meeting and election in person or virtually. These procedures are in accordance with California Corporations Code Sections 20, 21, 5079 and subsections (a) and (f) of Section 7510, as well as Article 9 of ACWA's Bylaws. The in-person meeting will be held in Ballroom D-H of the Pasadena Convention Center. Virtual voting delegates will participate via Zoom. Staff will provide the Zoom access information to the virtual voting delegates upon receipt of the Voter Designation & Information Form and the member agency's Consent to Electronic Transmissions, Meetings & Voting Form. Members who wish to attend the membership meeting virtually as a non-voting participant can obtain the registration link by contacting Clerk of the Board Donna Pangborn at [donnap@acwa.com](mailto:donnap@acwa.com) or 916-441-4545 to confirm their member agency has submitted the requisite Consent to Electronic Transmissions, Meetings & Voting Form.

## Election/Voting Process

---

The ACWA Nominating Committee has announced a 2022-2023 slate that recommends current **Vice President Pamela Tobin for ACWA President** and current **Region 10 Vice Chair Cathy Green for ACWA Vice President**. The Nominating Committee's 2022-2023 slate will be presented for the members' consideration and vote at the membership meeting on December 1.

As provided by ACWA's Bylaws (Article 9, Section 9) nominations from the floor will be accepted prior to the vote on the Nominating Committee's slate. The Bylaws require that floor nominations and seconds be made by a member of the Association and must be supported by a resolution of the governing body of the member making and seconding such nomination. The member agency on whose board the nominee serves must submit a resolution of support if they are not the agency making the floor nomination or second. The resolutions to facilitate floor nominations must be submitted to the Clerk of the Board Donna Pangborn at [donnap@acwa.com](mailto:donnap@acwa.com) by **COB Wednesday, November 24, 2021**.



➤ **See attachment for detailed Membership Meeting & Election Procedures.**

ACWA will be using a voting system called Live-Tally, which will allow voters to vote using a handheld keypad OR online keypad (which can be accessed through any modern web browser on a computer, tablet or smart phone). **Voters must be present at the membership meeting, either in person or virtually, to vote.**

Consistent with ACWA's Bylaws, Article 9, Section 5, "each member of the Association shall be entitled to one vote that shall be cast by its authorized representative."

- Member agencies must indicate their voting representative and alternate on the attached Voter Designation & Information Form.
- Member agencies must indicate if their voting representative/alternate is attending in person or virtually as well as provide all of the information identified on the form in order for ACWA to facilitate all aspects of the membership meeting and voting processes.

**Members who desire to participate in the membership meeting virtually and vote electronically are required to sign and return the attached Consent to Electronic Transmissions, Meetings & Voting Form by November 24, 2021, consistent with the California Corporations Code.**

## Deadline & Changes

---

The deadline for submitting the Voter Designation & Information Form is **Wednesday, November 24, 2021**. While this form identifies both a voting delegate and an alternate voting delegate for the ACWA member agency, if for any reason the member agency desires for the alternate voting delegate to vote at the election in place of its designated voting delegate, the member agency must notify ACWA in advance of its exchange of voting delegates by contacting the Clerk of the Board Donna Pangborn at [donnap@acwa.com](mailto:donnap@acwa.com) or 916-441-4545 **no later than Monday, November 29, 2021**. Staff will then provide the member agency's alternate voter with the Zoom and Live-Tally access/participant information if the voter is participating virtually.

## ACWA General Session Desk

---

ACWA staff will be available at the **ACWA General Session Desk**, located in the Ballroom Lobby of the Pasadena Convention Center, on **Wednesday, December 1**, between **9:00 a.m. and 11:45 a.m.** to answer questions about the membership meeting and election process.

**In-person voters need to check in at the ACWA General Session Desk on Wednesday, December 1, between 10:30 and 11:45 a.m. to pick up handheld keypads.**

If you have any questions regarding this process, please contact Clerk of the Board Donna Pangborn at 916-441-4545 or [donnap@acwa.com](mailto:donnap@acwa.com).

dgp

Attachments:

1. Membership Meeting & Election Procedures
2. Voter Designation & Information Form
3. Consent to Electronic Transmission, Meetings & Voting Form



The following information is provided to inform the ACWA member agency voting delegates of the meeting and election procedures to be used in the upcoming General Session Membership Meeting scheduled for December 1, 2021 at 12:00 p.m. The purpose of the meeting is to formally nominate and elect ACWA's President and Vice President for the 2022-2023 term. The in-person meeting will be held in Ballroom D-H of the Pasadena Convention Center. Virtual voting delegates will participate via Zoom. Staff will provide the Zoom access information to the virtual voting delegates upon receipt of the Voter Designation & Information Form and the member agency's Consent to Electronic Transmissions, Meetings & Voting Form. Members who wish to attend the membership meeting virtually as a non-voting participant can obtain the registration link by contacting Clerk of the Board Donna Pangborn at [donnap@acwa.com](mailto:donnap@acwa.com) or 916-441-4545 to confirm their member agency has submitted the requisite Consent to Electronic Transmissions, Meetings & Voting Form.

### ELECTION / VOTING PROCESS

ACWA will be using a voting system called Live-Tally, which will allow voters to vote either in person using a handheld keypad OR virtually through an online keypad (which uses any modern web browser on a computer, tablet or smart phone). **Voters must be present at the membership meeting, either in person or virtually, to vote.**

Consistent with ACWA's Bylaws, Article 9, Section 5, "each member of the Association shall be entitled to one vote that shall be cast by its authorized representative."

- Member agencies must indicate their voting representative and alternate on the Voter Designation & Information Form.
- Member agencies must indicate if their voting representative/alternate is attending in person or virtually as well as provide all of the information identified on the form in order for ACWA to facilitate all aspects of the membership meeting and voting processes.

**Members who desire to participate in the membership meeting virtually and vote electronically are required to sign and return the Consent to Electronic Transmissions, Meetings & Voting Form by November 24, 2021, consistent with the California Corporations Code.**

#### VIRTUAL ATTENDEES

Virtual attendees need to take the following steps after the member agency has completed and returned the Voter Designation & Information Form and requisite Consent to Electronic Transmissions, Meetings & Voting Form.

1. Voting delegates need to **save the Zoom access/login information** ACWA staff will provide to you. Save the information for the day of the meeting. **Use that information to login to the virtual meeting**, which is how ACWA will identify you as a participant.
2. Voting delegates need to **save the Live-Tally Participant ID information** ACWA staff will provide to you, which is how Live-Tally will identify you as the member agency voter.

#### IN-PERSON ATTENDEES

In-person attendees need to take the following steps after completing and returning the Voter Designation & Information Form:

1. Check in at the ACWA General Session Desk, located in the Ballroom Lobby of the Pasadena Convention Center, on **Wednesday, December 1, between 10:30 and 11:45 a.m.** to pick up handheld keypads.
2. Voting delegates **must be present to vote** and **MUST** have the handheld keypad prior to the start of the membership meeting.

#### DEADLINE & CHANGES

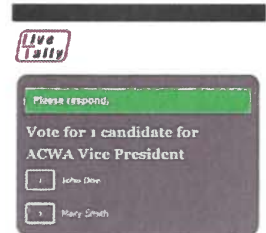
The deadline for submitting the **Voter Designation & Information Form** is Wednesday, **November 24, 2021**. If there is any change of your agency's voting delegate with its designated alternate, you must contact ACWA's Clerk of the Board Donna Pangborn at [donnap@acwa.com](mailto:donnap@acwa.com) or 916-441-4545 no later than Monday, November 29, 2021. Staff will provide the alternate voter with the Zoom and Live-Tally access/participant information if the voter is participating virtually.

1. The General Session Membership Meeting will be called to order at 12:00 p.m. and a quorum will be determined. The presence of 50 authorized voting representatives is required to establish a quorum for transacting business.
2. An overview of the Zoom platform will be provided, including demonstration of how the virtual meeting participants can interact throughout the meeting.
3. An overview of the Live-Tally voting system will be provided and a test vote will be conducted.
4. Legal Affairs Committee Chair Jennifer Buckman will provide an overview of the agenda and election procedures.
5. Nominating Committee Chair Brent Hastey will present the Committee's report and announce the candidate for ACWA President.
6. President Steven LaMar will call for floor nominations for ACWA President.
7. If there are no floor nominations for ACWA President, the election will proceed. President LaMar will close the nominations and delegates will vote following motion/second to elect the Nominating Committee's recommendation using Live-Tally.
8. If there are floor nominations for President, the nomination will follow the procedures established by Article 9 of ACWA's Bylaws, stating that floor nominations and seconds shall be made by a member of the Association and must be supported by a resolution of the governing body of the member making and seconding such nomination. The member agency on whose board the nominee serves shall submit a resolution of support if they are not the agency making the floor nomination or second.
  - a. **Resolutions to facilitate floor nominations must be submitted to the Clerk of the Board Donna Pangborn at [donnap@acwa.com](mailto:donnap@acwa.com) by COB Wednesday, November 24, 2021.**
  - b. Candidates will be given three minutes to address the membership.
  - c. Staff will create a ballot in the Live-Tally system and then display for the voters' action.
  - d. Voting delegates will vote on one (1) candidate of the candidate options displayed on the screen using the handheld OR online keypad in the Live-Tally voting system. Results will be displayed in real time.
  - e. President LaMar will announce the results of the vote.
9. Nominating Committee Chair Brent Hastey will announce the candidate for ACWA Vice President.
10. President Steven LaMar will call for floor nominations for ACWA Vice President.
11. If there are no floor nominations for ACWA Vice President, the election will proceed. President LaMar will close the nominations and delegates will vote following motion/second to elect the Nominating Committee's recommendation using Live-Tally.
12. If there are floor nominations for ACWA Vice President, the nominations will follow the procedures described in item 6 above, and the election will proceed according to the steps outlined in 6.a. through 6.e.
13. The ACWA Board of Directors appointed LAC Chair Jennifer Buckman to serve as an election inspector to resolve any challenges or questions in connection with the election consistent with California Corporations Code 7614.

California Corporations Code requires ACWA to maintain a voting record of its membership meetings.

When the members are ready to vote, the President will announce that it is time to vote (instructions will appear on the projection screen).

- **How do I submit my vote?** Press 1, 2, or 3 to cast your vote; then press SEND.
- **What happens if I make a mistake?** Re-submit your vote by pressing 1, 2, or 3 and send before the voting window ends.
- **What if I arrive late?** Your vote will be cast from the time you arrive at the meeting; prior to that your vote will register as "absent."
- **What happens if I am out of the room or have to leave early?** Your vote will be recorded as "absent" for that vote.



**Test voting will be conducted at the beginning of the Membership Meeting.**



### VIRTUAL VOTING

Each voting delegate will be provided access to voting through Live-Tally's voting system. If you are attending the meeting virtually, follow the instructions listed below.

1. Use any modern web browser on a computer, tablet or smart phone to navigate to <https://MyBallot.app>
2. Enter the meeting ID "ACWA" and click the "Connect" button.
3. When prompted, enter the specific voting participant ID that was provided to you.
4. Voting questions will appear on this "virtual keypad" as they are presented.
  - Simply click the numbered button that corresponds to your choice.
  - **To change your vote**, make a different selection before the voting window ends.
5. Hit refresh if your browser or virtual keypad goes to "sleep."



### IN-PERSON VOTING

If you are attending the meeting in person, you will be given a handheld keypad. Each handheld keypad is numbered on the back, and that number will be assigned to you as you check in at the ACWA General Session Desk on **Wednesday, December 1 between 10:30 and 11:45 a.m.**

- **Check your device to make sure that it is working properly.** Press any button and it will light up. All devices were tested prior to the meeting.
- **If it does not light up.** Take it back to the ACWA General Session Desk and ask for another keypad and make sure that they make a note of the numeric change.



**Return your keypad to the  
ACWA General Session Desk.**

**To:** Donna Pangborn, Clerk of the Board

**Email:** donnap@acwa.com

**Fax:** 916-669-2425

The person designated below will be attending the ACWA General Session Membership Meeting(s) on Wednesday, December 1, 2021 (and December 2, 2021 if necessary) as our voting delegate. Please designate an alternate voting delegate to facilitate any change to your voting representation at the meeting. To change your alternate, however, you must notify Donna Pangborn of the change no later than COB Monday, November 29, 2021.

Member Agency's Name	Agency's Phone No.
----------------------	--------------------

Print Member Agency's Authorized Signatory Name	Authorized Signatory Signature
---	--------------------------------

☐ **I have signed and returned the Consent to Electronic Transmission, Meetings & Voting Form.**

Voting Delegate's Name	How Will Delegate Attend? <input type="checkbox"/> Will attend the meeting in person in Pasadena. <input type="checkbox"/> Will attend the meeting virtually.
Voting Delegate's Email	Voting Delegates' Phone No.
Alternate Voting Delegate's Name	How Will Alternate Delegate Attend? <input type="checkbox"/> Will attend the meeting in person in Pasadena. <input type="checkbox"/> Will attend the meeting virtually.
Alternate Voting Delegate's Email	Alternate Voting Delegates' Phone No.
Voting Delegate's Affiliation <i>(if different from assigning agency)*</i>	Date

\*If your agency designates a delegate from another entity to serve as its authorized voting representative, please indicate the delegate's entity in the appropriate space above.

**DEADLINE FOR RETURNING FORM(s): 11/24/2021**



In accordance with California Corporations Code Sections 20, 21, 5079 and subsections (a) and (f) of Section 7510, and Article 9 of the Bylaws of the Association of California Water Agencies, a California nonprofit mutual benefit corporation ("ACWA"), the undersigned member of ACWA (the "Member") hereby consents and agrees as follows:

1. ACWA may send meeting notices, annual reports, and all other materials to the Member by (a) electronic transmission to the Member's facsimile number or email address; (b) posting on an electronic message board or network which ACWA has designated for those communications, together with separate notice to the Member of the posting; or (c) other means of electronic communication. The Member's initial facsimile number and email address for receiving such notices, annual reports and other materials are listed below.
2. ACWA may conduct meetings of the members by electronic transmission or electronic video screen communication; provided, however, that if fewer than all members of ACWA consent to conduct such meetings by electronic transmission or electronic video screen communication, then such meetings shall be held at a physical location, and the authorized representative(s) of any member that has so consented (and not withdrawn its consent) may participate in such meetings by electronic transmission or electronic video screen communication, be deemed present in person and vote at such meetings.
3. ACWA may rely on communications sent by the Member to ACWA by (a) electronic transmission from the Member's facsimile number or email address; (b) posting on an electronic message board or network which ACWA has designated for those communications; or (c) other means of electronic communication. ACWA may reasonably conclude that the Member is the sender of any electronic transmission that (i) is received from such facsimile number or email address or (ii) is submitted by an authorized representative of the Member with valid registration/login credentials.
4. ACWA may rely on electronic votes (including votes to approve or reject actions) submitted by an authorized representative of the Member to ACWA during meetings conducted in whole or in part by electronic transmission or electronic video screen communication. ACWA may reasonably conclude that the authorized representative of the Member is the sender of any electronic votes submitted pursuant to such authorized representative's meeting participant ID. The Member's initial authorized representative(s) is listed below.

ACWA shall maintain paper records of all communications sent by ACWA to the members and all votes or actions taken at any member meeting. The Member may (i) access such records at ACWA's headquarters during normal business hours or (ii) request in writing for ACWA to send copies of such records to the Member via U.S. Mail or email.

This consent shall remain in full force and effect until the Member revokes it in writing and so notifies ACWA.

Print Member Name

Print Representative Name

Representative Title

Representative Signature

Date

Please provide the facsimile number and email address to which the Member authorizes ACWA to send the electronic communications described above. The Member may change its designated facsimile number and email address at any time by written notice to ACWA.

Please provide the name of the Member's initial authorized representative(s) who will participate in and vote in connection with member meetings. The Member may change its authorized representative(s) at any time by written notice to ACWA.

Facsimile Number

Authorized Representative No. 1

Email

Authorized Representative No. 2

**INFORMATION  
ITEM**

**3B**



# Updating IEUA's Regional WUE Program

Cathleen Pieroni, Manager of Inter-Agency Relations  
November 2021



# MWD's SoCalWater\$mart.com



*Residential  
Rebates*

**bewaterwise.com**

English | Residential



Rebates

Retailer Tools

Contractor Resources

Contact Us



## NEW CRITERIA FOR CLOTHES WASHERS

Clothes washers must meet or exceed  
the CEE Tier 1 standard to qualify for a  
rebate.

[LEARN MORE](#)



# MWD's SoCalWater\$mart.com



Commercial  
Rebates

**bewaterwise.com**

English | Commercial



Rebates

Water Savings Incentive Program

Retailer Tools

Contractor Resources

Contact Us



## WATER SAVING INCENTIVE PROGRAM

Implement a custom water saving project  
and receive rebate funding based on the  
amount of water you save!

[LEARN MORE](#)



# IEUA's Current WUE Program Portfolio



## Four MWD Administered Programs

### SoCal WaterSmart Device Rebates

Allows for IEUA and Retail Agencies to add Rebate dollars **\$200,000-\$300,000** each year

### Turf Replacement Incentives

Allows for IEUA and Retail Agencies to add Incentive dollars **\$300,000 - \$500,000** each year

### Water Savings Incentive Program

Customized incentives for CII and Large Landscape

### Municipal Leak Detection

Allows Retail Agencies access to Municipal Leak Detection reimbursement of **\$170 per distribution line mile**

*IEUA supplements incentives with \$600,000 - \$800,000 per year helping to drive up activity*  
*All funding "paperwork" handled by IEUA*

## Four Locally Implemented Regional Programs

### Smart Controller Installs

Allows access to MWD MAAP Funding of **\$247,000 over a 2-year period**

### Sprinkler System Tune-up

Allows access to MWD MAAP Funding of **\$208,000 over a 2-year period**

### Pressure Regulating Valve Installs

Allows access to MWD MAAP Funding of **\$30,000 over a 2-year period**

### Landscape Evaluations & Audits

Allows access to MWD MAAP Funding of **\$60,000 over a 2-year period**

*Regional programs provide ease of implementation, centralized bidding, and economies of scale benefiting Retail Agencies*

## Three SAWPA Administered Programs

### Prop 1 Round 1 Regional Comprehensive Landscape Rebate Program

**\$700,000** in Reimbursements for Turf Replacement

### SARCCUP WUE Budget Assistance Program

Funding for 2 Retail Agencies (MVWD and Chino Hills) to Generate CII Landscape Water Budgets  
IEUA Budget **\$57,300**

### Water Budget Decision Support Tool

High-resolution aerial imagery to Support Retail Agencies in WUO Compliance  
**\$1,097,500 (\$219,500 IEUA portion)**  
in USBR Services

*These services are highly valued by customers and necessary for customers to complete projects*



# Current Program Portfolio, cont.



## 4 Landscape Support Services

### Design Services

Increases completion rates of Turf Projects

### Design Templates

Increases completion rates of Turf Projects

### Landscape Training Classes

8 different topics  
3 vendors

Avg number of classes per year

### Local Weather Station

Retail Agencies Gain Access to  
Local Weather Data

*These services are highly valued  
by customers and necessary for  
customers to complete projects*

## Community Outreach, Events, School Education & Informational Materials

### National Theater for Children

### Garden in Every School

### Water Discovery Field Trips

### Student Poster Contest

### Solar Cup Competition

### Water Conferences

### Landscape & Water Conservation Festival

*\$ in annual services*

*Effectively addresses school/Retail Agency  
territory overlap*

*Eliminates duplicative efforts  
to provide services*

## Funding for Local Programs and Services

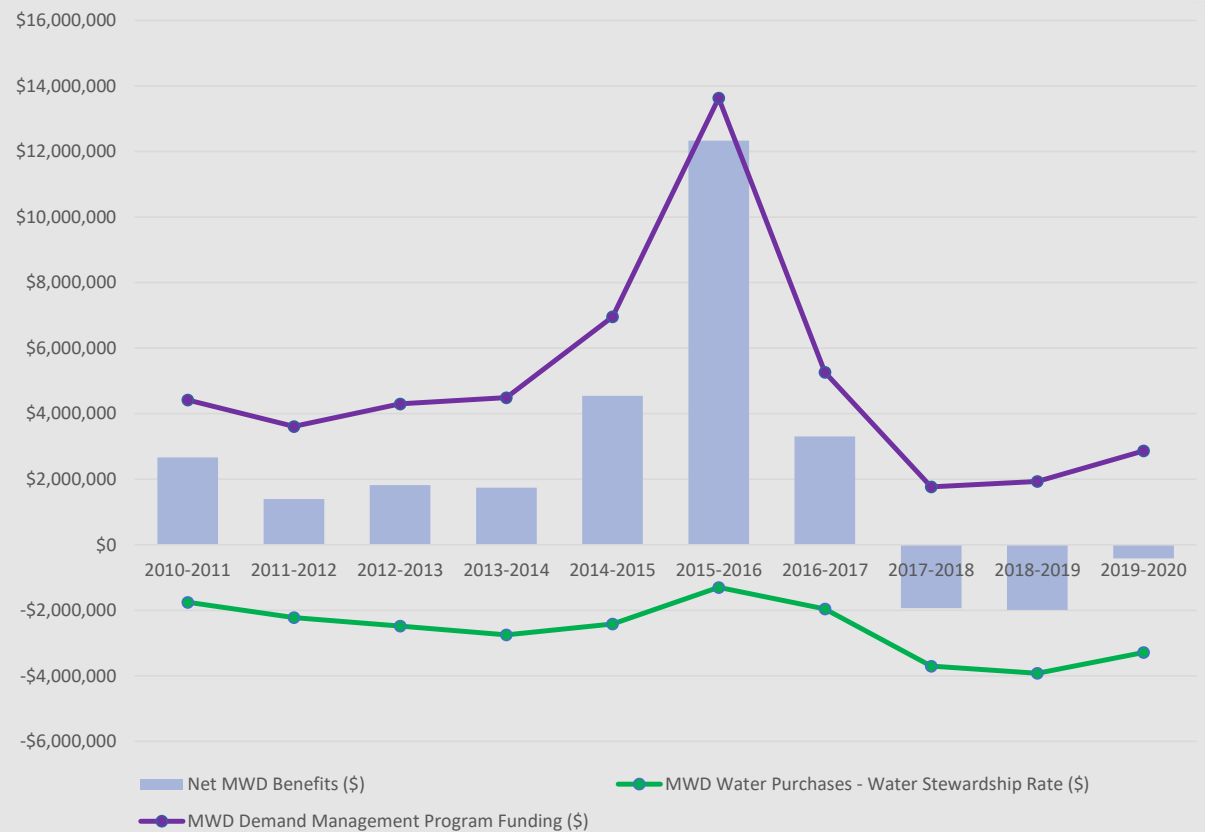
IEUA Provides **Retail Agency Funding**  
for Local Programs with Activity Water  
Savings and WUE Support Services  
**\$173,000 per year**

*Allows Retail Agencies to implement  
program and services more specifically  
tailored to their customer base*

## Regional Net Benefit of Water Stewardship Rate Payments and MWD Program Dollars over Past 10 Years

\$23.5  
million

Net MWD Demand Management Funding  
IEUA and Retail Agencies



# Regional WUE Grant Awards

Year	Funding Agency	Project	Grant Amount
2003	DWR	Urban Water Conservation Capital Outlay Grant Program for X-Ray Processor Retrofit	\$230,000
2005	USBR	Chino Basin Water Efficient Irrigation Demonstration Projects	\$50,000
2006	DWR	Multi-Family ULF Toilet Direct Install Program	\$1,650,133
2006	MWD	Community Partnering Program Grant	\$15,000
2008	DWR	IEUA Large Landscape Water Audit Training and Technical Assistance Program	\$194,476
2009	USBR	California Water Wise Landscape Project	\$30,000
2012	USBR	Regional Residential Landscape Surveys and Retrofit Program	\$200,000
2015	DWR	Regional Residential Landscape Retrofit	\$500,000
2016	DWR	Prop 84 Drought Round's High Visibility Turf Removal Project	\$1,256,865
2021	SAWPA	Proposition 1, Round 1 Regional Comprehensive Landscape Rebate Program	\$712,514
2021	SAWPA	SARCCUP Water Efficiency Dedicated Landscape Meter Budget Assistance Program	\$57,215
2021	SAWPA	Watershed-Wide Water Budget Decision Support Tool – Aerial Imagery Program	\$219,500

**\$5,115,703**

# Factors Impacting WUE Program Design



Legal and Regulatory Frameworks



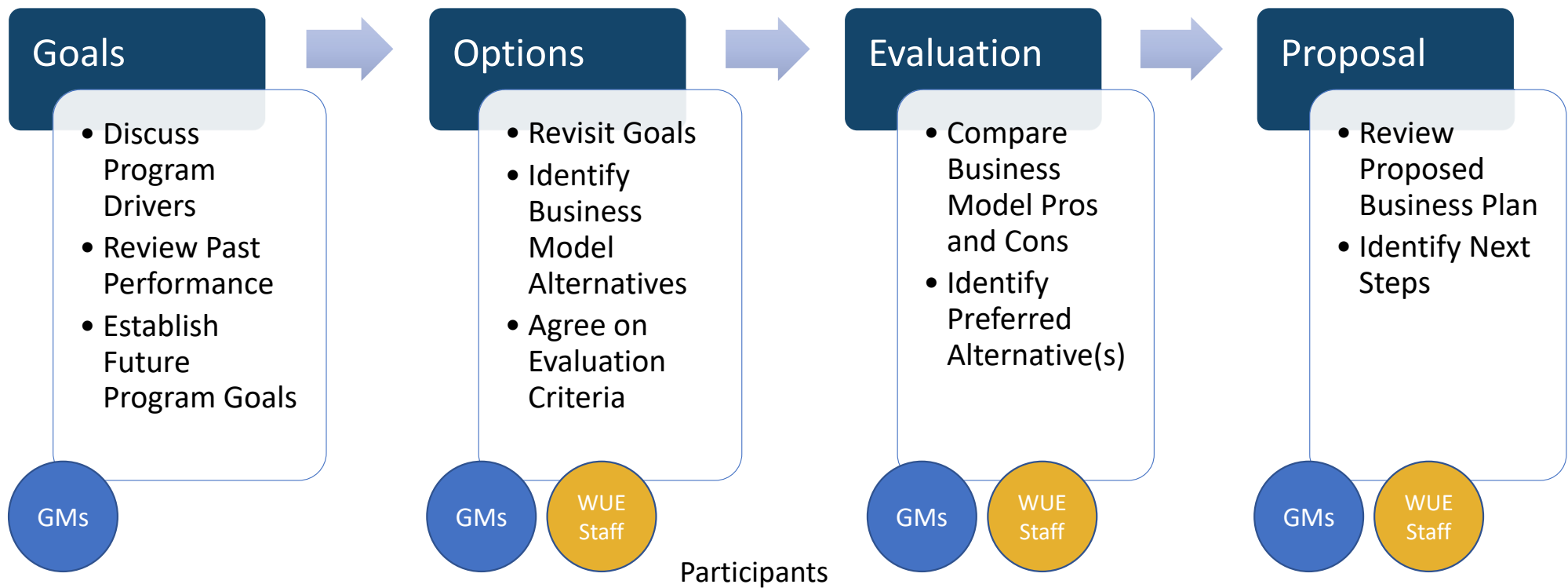
Water Supply Reliability/Drought Response



Equity/Equality



# Meeting Schedule



# Questions?

**INFORMATION  
ITEM**

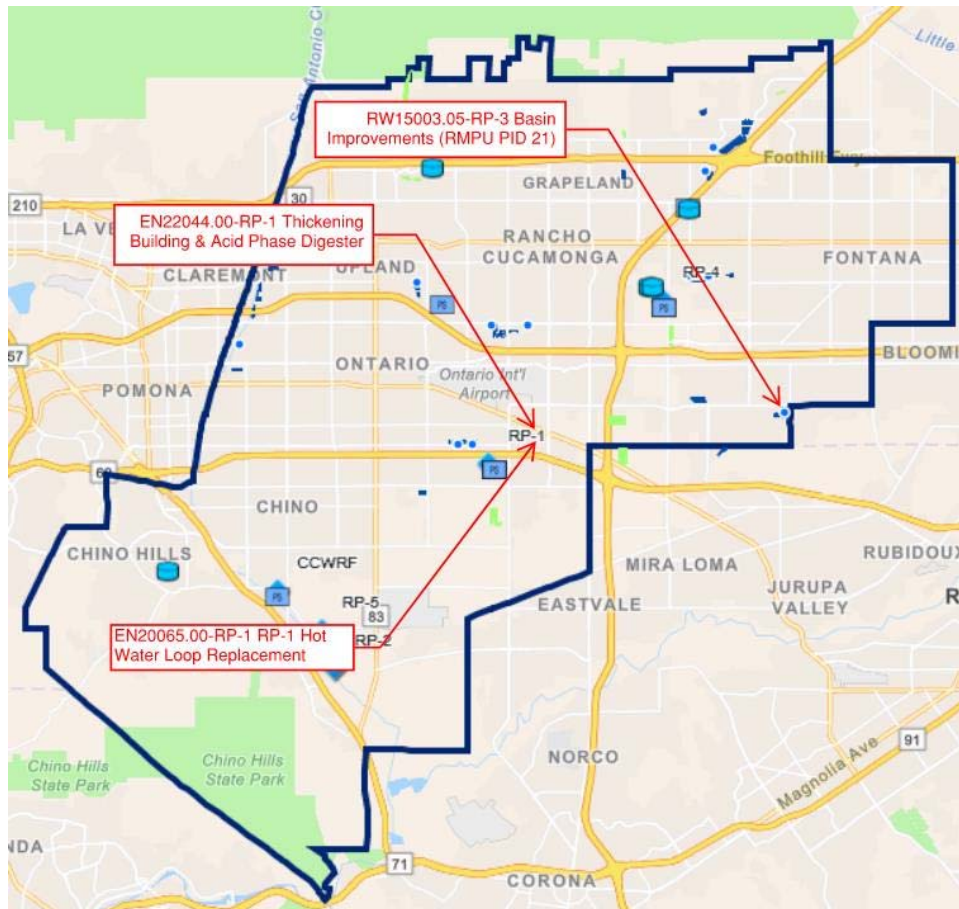
**3C**





# Engineering and Construction Management Project Updates

Jerry Burke, PE  
Manager of Engineering  
November 2021



## Project Location Map

# RP-1 Hot Water Loop Replacement

Project Goal: Improve Reliability



Hot Water Loop Leak

**Total Project Budget: \$1.5 M**  
**Project Completion: August 2021**  
**Construction Percent Complete: 100%**

Phase	Consultant/ Contractor	Current Contract	Amendments/ Change Orders
Design	Kennedy Jenks	\$25 K	0%
Construction (Current)	Ferreira	\$1.1 M	13%

Project Management Team	
Project Manager:	Spears, James
Assistant/Associate Engineer:	Gomez, Christian
Administrative Assistant:	Wood and Associates
Inspector:	Hull, Kurt



# RP-1 Thickening Building & Acid Phase Digester

Project Goal: Increase Useful Life, Productivity and Efficiency

**Total Project Budget: \$100 M**

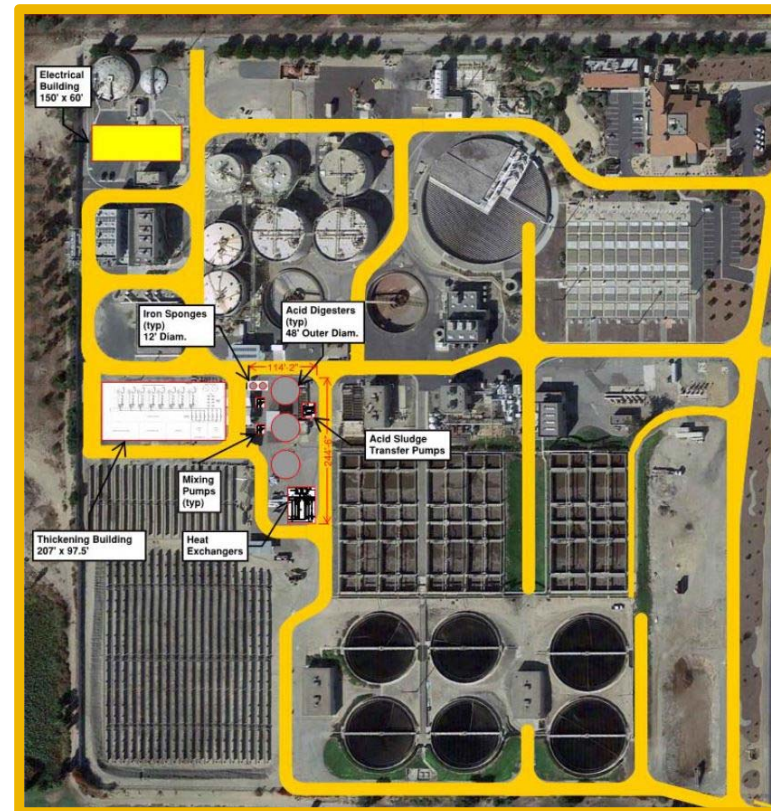
**Project Completion: June 2026**

**Design Percent Complete: 5%**

Phase	Consultant/ Contractor	Current Contract	Amendments/ Change Orders
Design (Current)	Carollo	\$6.5 M	0%
Construction	TBD	\$0	0%

## Project Management Team

Project Manager:	Simpson, James
Assistant/Associate Engineer:	Asprer, Kevin
Administrative Assistant:	Ferguson, Jennifer
Inspector:	TBD



Site Layout



# RP-3 Basin Improvements

Project Goal: Increase Storm and Recycled Water Recharge



**Total Project Budget: \$24 M**  
**Project Completion: December 2021**  
**Construction Percent Complete: 35%**

Phase	Consultant/ Contractor	Current Contract	Amendments/ Change Orders
Design	Stantec/Carollo	\$136 K	21%
Construction (Previous)	James McMinn, Inc.	\$750 K	11%
Construction (Current)	Metro Builders	\$ 634 K	0%

Project Management Team	
Project Manager:	Ignacio, Joel
Assistant/Associate Engineer:	Ward, Ryan
Administrative Assistant:	GK & Associates
Inspector:	Jones, Nicolas

**INFORMATION  
ITEM**

**3D**



**October 29, 2021**

**To:** Inland Empire Utilities Agency

**From:** Michael Boccadoro  
Beth Olhasso  
Maddie Munson

**RE:** October Report

---

**Overview:**

As widely reported, the bomb cyclone that hit Northern California recently brought some much-needed precipitation, but not enough to make up for the significant deficits facing CA reservoirs. Lake Oroville rose 26 feet in days following the storm but is still only at 53 percent of historical average (27 percent capacity) or 77 feet lower than 2020 levels and 134 feet below 2019 levels. San Luis Reservoir, the main south-of-Delta storage facility for the State Water Project, hasn't seen a bump from the storm, as it is an off-river reservoir. It is at 22 percent of average for this time of the year and 10 percent capacity. The Sierras received two to three feet of snow to start the snowpack.

In response to lack of response on his calls for voluntary water conservation, the Governor declared the entire state to be in drought conditions and authorized the State Water Resources Control Board to take actions to reduce potable water use. The SWRCB hasn't set a timeline for adoption of any further water restrictions.

The continuing struggle to reach agreement on how to manage the Delta has another twist. The Biden Administration has asked that the Biological Opinions (BiOps) for the State Water Project (SWP) and Central valley Project (CVP) be reopened after the Trump Administration made significant changes during the last administration. This hot-button issue has garnered response from Senator Feinstein and a number of Representatives in Washington D.C.

The State Water Resources Control Board (SWRCB) recently posted their "Proposed Standardized Methods for Testing and Reporting Plan for Microplastics in Drinking Water." There will be a workshop in November and written comments are due in December.

Final action in the first year of the two-year session ended on October 10, with the Governor acting on the final legislation on his desk. Ultimately, the Governor signed 1,038 bills and vetoed 66. Importantly, the Governor signed AB 818 (Bloom) requiring non-flushable products to be labeled as "non-flushable" and SB 273 (Hertzberg) allowing all POTWS to capture and reuse stormwater. Members will remain in their districts until January 3 when they will return for the final year of the two-year session. When they come back in January, they will only have a few weeks to move the legislation left over from 2021. Notably, AB 1434 (Friedman) which lowers the gallons per capita daily (GPCD) for indoor residential water use, will likely be resurrected in January.

# Inland Empire Utilities Agency

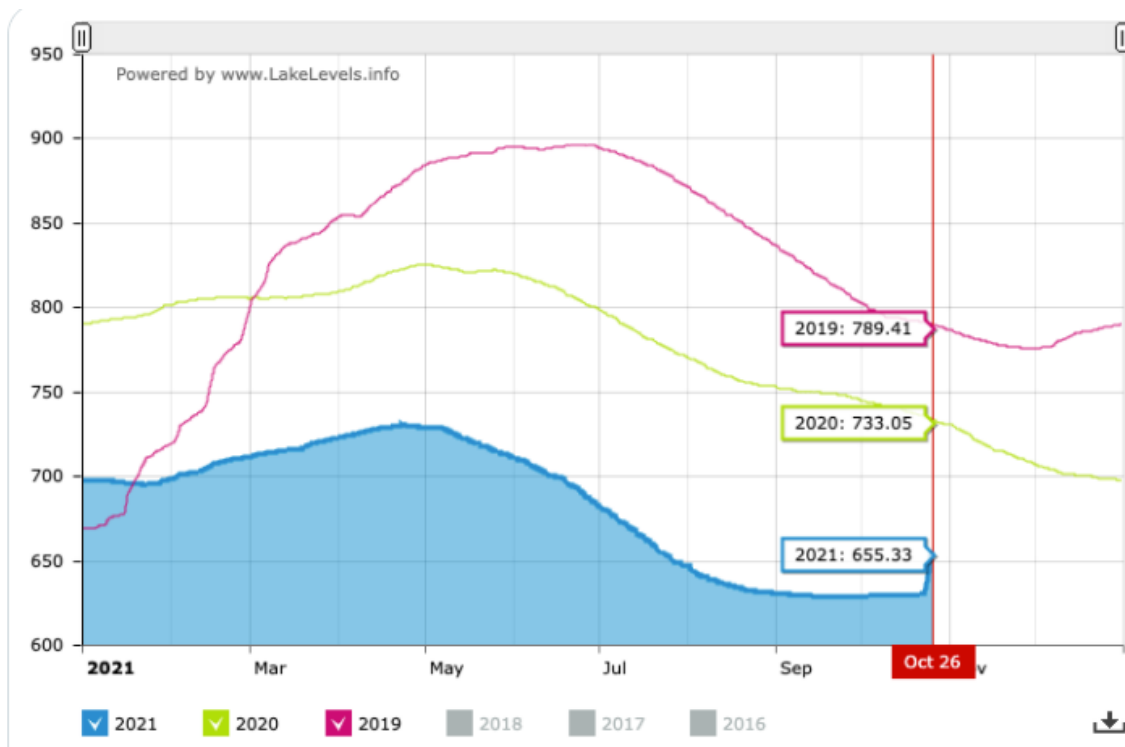
## Status Report – October 2021

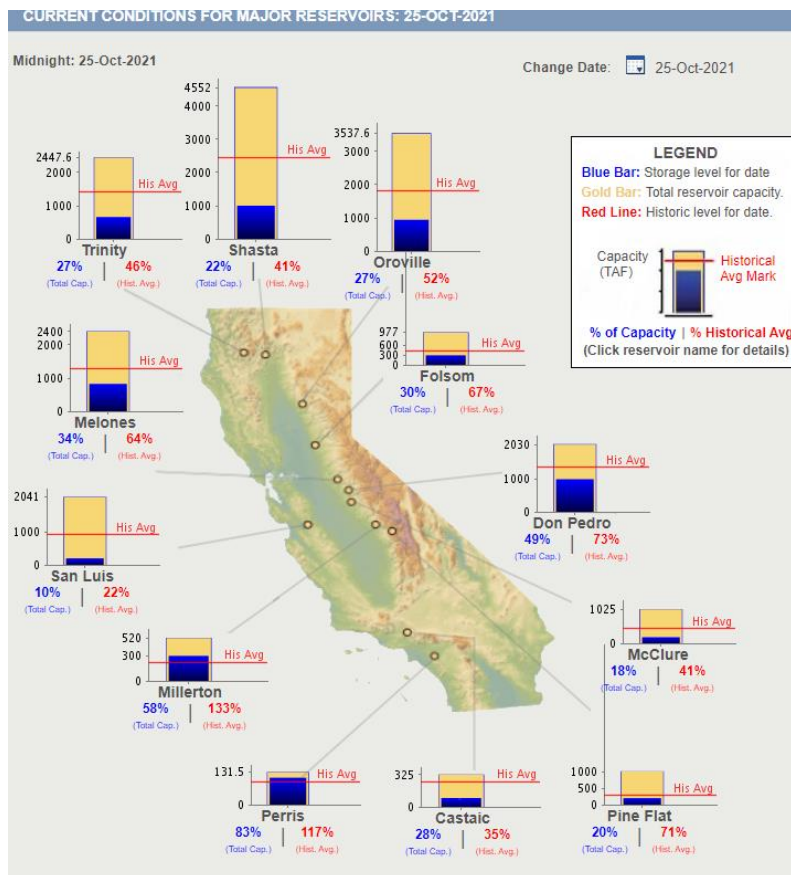
### *Water Supply Conditions*

As widely reported, the bomb cyclone that hit Northern California recently brought some much-needed precipitation, but not enough to make up for the significant deficits facing CA reservoirs. Lake Oroville rose 26 feet in days following the storm but is still only at 53 percent of historical average (27 percent capacity) or 77 feet lower than 2020 levels and 134 feet below 2019 levels. San Luis Reservoir, the main south-of-Delta storage facility for the State Water Project, hasn't seen a bump from the storm, as it is an off-river reservoir. It is at 22 percent of average for this time of the year and 10 percent capacity. The Sierras received two to three feet of snow to initiate the winter snowpack.

While this storm was a historic 150-200 year storm, and importantly ended the Northern California fire season, the National Ocean and Atmospheric Association (NOAA) has warned that the outlook for the next few months isn't terribly positive for any significant precipitation.

### Lake Oroville Water Levels:





## ***Governor Declares Statewide Drought***

Governor Newsom recently issued an Executive Order declaring drought in the five Southern California counties that had been excluded from earlier proclamations. Additionally, the order requires local water providers to implement their Water Shortage Contingency Plans. Additionally the order authorized the State Water Resources Control Board (SWRCB) to take the following actions to “supplement voluntary conservation by prohibiting certain wasteful water practices” including:

- The use of potable water for washing sidewalks, driveways, buildings, structures, patios, parking lots and other hard-surfaced areas, except in cases where health and safety are at risk.
- The use of potable water that results in flooding or runoff in gutters or streets.
- The use of potable water, except with the use of a positive shut-off nozzle for car washing.
- The use of water to irrigate turf and ornamental landscapes during and within 48 hours after measurable rainfall.
  - Note: this is the only provision that includes recycled water- but this prohibition is already contained in recycled water permits.
- The use of potable water for irrigation of ornamental turf on public streets or medians.
- The use of potable water for street cleaning or construction, unless necessary for public safety.
- The use of potable water for decorative fountains, decorative lakes or ponds.

These potential prohibitions are consistent with the powers given to the SWRCB during the last drought. The Board hasn’t yet noticed implementing any of these measures. As noted above, recycled water is generally excluded from these provisions.

### ***Biden Administration begins project operation rules re-write for BiOps***

The rules that govern when and how the Central Valley Project and State Water Project can operate are dictated, in large part, by the Endangered Species Act (ESA). A small, but influential, provision of the ESA known as the Biological Opinions (BiOps) analyze the effects that any given project will have on the ESA listed species that inhabit the area a project operates in. The BiOps have been at the center of the power struggle in the Delta for more than a decade.

The Trump Administration rewrote the BiOps using updated science and real time analysis and monitoring of conditions and effects on ESA listed fish in the Delta. The prior version (developed in 2008 and 2009) used a calendar-based approach to predict when conditions might be appropriate to pump more or less water through the CVP and SWP. Environmentalists and the Newsom Administration opposed the Trump-era BiOps, setting off a flurry of lawsuits. In addition, for the first time in the history of the water projects, the State of California refused to operate the SWP by the same rules that the federal government was operating the CVP. Due to the proximity of the projects running through the Delta, this causes uncertainty and a bit of chaos for water contractors.

On his first day in office, January 20, 2021, President Biden issued an [Executive Order on Protecting Public Health and the Environment and Restoring Science to Tackle the Climate Crisis](#). In that Order, the President stated that “the Federal Government must be guided by the best science and be protected by processes that ensure the integrity of Federal decision-making.” He went on to direct all federal agencies to address federal actions from the Trump Administration that conflict with that objective. Biden identified only two BiOps from the entire federal government jurisdiction that his Administration would review to determine if they were “guided by the best science” and adopted in an appropriate manner. These two BiOps are the BiOps related to the CVP and SWP. More than eight months later, on September 30, the Bureau of Reclamation sent a letter to the U.S. Fish and Wildlife Service (FWS) and the National Marine Fisheries Service (NMFS) formally requesting that those two BiOps be reopened.

This could be a several month process, during which the federal wildlife agencies will take a new look at the effects the projects may have on protected species and any measures that could limit adverse effects on those species. Additionally, pursuant to the requirements of the Water Infrastructure Improvements for the Nation Act (WIIN Act), Reclamation is required to engage with water agencies that contract for water from the CVP or SWP during the reconsultation of the BiOps.

However, in one of the many lawsuits aimed at the Trump-era BiOps (*PCFFA v. Raimondo*), the California Department of Water Resources, California Department of Fish and Wildlife, Reclamation, NMFS, and FWS submitted an “interim operations plan” to the court that would govern the CVP and SWP while the Biden Administration works on the new BiOps, if approved by the federal judge overseeing the case. Among other changes, the proposed interim plan goes back to the calendar-based approach for determining when and how much water can be pumped through the projects.

This approach can be problematic because it does not account for real time monitoring of projected species to determine if there is an actual risk. It also is usually not flexible enough to allow for increased pumping during storm events that increase river flow.

In response to Reclamation’s September announcement, several elected officials have expressed concern. Senator Dianne Feinstein (D-CA) along with Representatives Jim Costa (D-CA 16), John Garamendi (D-CA 3), and Josh Harder (D-CA 10) [sent a letter](#) to Governor Newsom, U.S. Department of Interior Secretary Deb Haaland, and U.S. Department of Commerce Secretary Gina Raimondo asking that implementation of the interim plan be deferred until it can be more thoroughly analyzed.



Specifically, the Feinstein letter calls into question the adequacy of the projections for fish, lack of inclusion of non-flow actions, lack of flexibility to utilize real-time information, and limited availability of water. The California Republican delegation also [sent a letter](#) to Secretaries Haaland and Raimondo requesting that the plan be deferred, expressing similar concerns over the interim plan's calendar-based approach and lack of proper vetting.

Despite their drastically different viewpoints, the lawsuit's environmental plaintiffs and the water agency defendant-intervenors are in agreement over their opposition to the interim plan. While the environmentalists believe that it doesn't go far enough and the water agencies believe it goes too far, they both agree that it has not been properly vetted.

It is not immediately clear when the judge might rule on the interim plan. However, it is clear that there will continue to be a slew of legal action surrounding the issue.

### ***Microplastics***

The State Water Resources Control Board (SWRCB) recently posted their "Proposed Standardized Methods for Testing and Reporting Plan for Microplastics in Drinking Water." The SWRCB contracted with the Southern California Coastal Water Research Project to conduct an interlaboratory validation of analytical methods for monitoring microplastics in drinking water, convene an expert workshop to develop guidance to aid consumer interpretation of monitoring results, and provide training for ELAP staff and third-party laboratory assessors to accredit qualified laboratories to analyze microplastics. Two methods were validated through the inter-laboratory comparison study involving 22 labs. The participating labs collaborated with SWRCB to determine best practices and develop accreditation criteria for laboratories.

A workshop is scheduled for November 17, comments are due December 22 and the Board will consider adoption at its February 15 meeting.

### ***Legislative Update***

Final action in the first year of the two-year session ended on October 10, with the Governor acting on the final legislation on his desk. Ultimately, the Governor signed 1,038 bills and vetoed 66.

Members will remain in their districts until January 3 when they will return for the final year of the two-year session.

### **Final Updates on Priority Bills**

- AB 818 (Bloom)- Solid Waste: premoistened nonwoven disposable wipes: Co-Sponsored by CASA and disposable wipes industry. Would require specific "Do Not Flush" labeling on specific disposable wipes. Signed by Governor.
- SB 273 (Hertzberg) Water Quality: municipal wastewater agencies: This legislation, sponsored by CASA, would authorize a wastewater agency to capture and treat stormwater utilizing ratepayer funds. The bill sailed through the Senate and the Assembly on the Consent Calendar and was signed by the Governor.
- SB 372 (Leyva) medium and heavy-duty fleet purchasing assistance program: zero emission vehicles. The bill, while still a work in progress, seeks to make financing tools available to help transition medium and heavy-duty truck fleets to zero emission vehicles. The Senator took amendments as it came out of the Appropriations Committee to include construction or earth-

moving equipment as eligible under the program. The bill has easily moved through the process in both houses and was signed by the Governor.

- AB 361 (R. Rivas): Sponsored by the California Special Districts Association would allow for public agencies to use teleconferencing without complying with certain Brown Act teleconferencing requirements provide that a teleconference location is accessible to the public, a quorum of members participate at the jurisdiction and the public has access to the legislative body at a specified location. These rules would only apply during a local or state emergency. An urgency clause was added to the bill late in the process to allow it to go into effect upon the Governor's signature (as opposed to on Jan 1 like most legislation). The Governor signed the bill.



			<p>of the public to observe and comment is preserved, as specified, and that a local agency permitting teleconferencing have a procedure for receiving and swiftly resolving requests for reasonable accommodation for individuals with disabilities, as specified. This bill would remove the requirements of the act particular to teleconferencing and allow for teleconferencing subject to existing provisions regarding the posting of notice of an agenda and the ability of the public to observe the meeting and provide public comment. The bill would require that, in each instance in which notice of the time of the teleconferenced meeting is otherwise given or the agenda for the meeting is otherwise posted, the local agency also give notice of the means by which members of the public may observe the meeting and offer public comment and that the legislative body have and implement a procedure for receiving and swiftly resolving requests for reasonable accommodation for individuals with disabilities, consistent with the federal Americans with Disabilities Act, as provided.</p>	Two-Year Bill	
AB 818	Asm. Bloom/ CASA	Solid Waste: premoistened nonwoven disposable wipes	<p>Would require, except as provided, certain premoistened nonwoven disposable wipes manufactured on or after July 1, 2022, to be labeled clearly and conspicuously with the phrase “Do Not Flush” and a related symbol, as specified. The bill would prohibit a covered entity, as defined, from making a representation about the flushable attributes, benefits, performance, or efficacy of those premoistened nonwoven disposable wipes, as provided. The bill would establish enforcement provisions, including authorizing a civil penalty not to exceed \$2,500 per day, up to a maximum of \$100,000 per violation, to be imposed on a covered entity who violates those provisions.</p>	<p>SUPPORT</p> <p>Signed by Governor</p>	Supported by CASA, ACWA, MWD

AB 1434	Asm. Friedman	Urban water use objectives: Indoor water use	Would establish, beginning January 1, 2023, until January 1, 2025, the standard for indoor residential water use as 48 gallons per capita daily. The bill would establish, beginning January 1, 2025, the standard as 44 gallons per capita daily and, beginning January 1, 2030, 40 gallons per capita daily. The bill would eliminate the requirement that the department, in coordination with the state board, conduct necessary studies and investigations and jointly recommend to the Legislature a standard for indoor residential water use.	OPPOSE  Two-Year Bill	OPPOSED by ACWA, CASA, WatReuse, CSDA
AB 1500	Asms. E. Garcia/Mullin	Safe Drinking Water, Wildfire Prevention, Drought Preparation, Flood Protection, Extreme Heat Mitigation, and Workforce Development Bond Act of 2022	Would enact the Safe Drinking Water, Wildfire Prevention, Drought Preparation, Flood Protection, Extreme Heat Mitigation, and Workforce Development Bond Act of 2022, which, if approved by the voters, would authorize the issuance of bonds in the amount of \$6,700,000,000 pursuant to the State General Obligation Bond Law to finance projects for safe drinking water, wildfire prevention, drought preparation, flood protection, extreme heat mitigation, and workforce development programs.	SUPPORT IF AMENDED  Assembly Rules Committee	
SB 45	Sen. Portantino	Wildfire Prevention, Safe Drinking Water, Drought Preparation, and Flood Protection Bond act of 2022	Would enact the Wildfire Prevention, Safe Drinking Water, Drought Preparation, and Flood Protection Bond Act of 2022, which, if approved by the voters, would authorize the issuance of bonds in the amount of \$5,510,000,000 pursuant to the State General Obligation Bond Law to finance projects for a wildfire prevention, safe drinking water, drought preparation, and flood protection program.	SUPPORT IF AMENDED  SEN Floor	
SB 222	Sen. Dodd	Water Affordability Assistance Program	Would establish the Water Affordability Assistance Fund in the State Treasury to help provide water affordability assistance, for both drinking water and wastewater services, to low-income ratepayers and ratepayers experiencing economic hardship in California. The bill would make moneys in the fund available upon appropriation by the Legislature to the state board to provide, as part of the Water Affordability Assistance Program established by the	Two-Year Bill	Opposed by ACWA





[illegible]

INFORMATION  
ITEM

**3E**

# INNOVATIVE FEDERAL STRATEGIES, LLC

*Comprehensive Government Relations*

## MEMORANDUM

**To:** IEUA Community and Legislative Affairs Committee

**From:** Letitia White, Jean Denton, Drew Tatum, and Sarah Persichetti

**Date:** October 29, 2021

**Re:** October Monthly Legislative Update

---

### **Infrastructure Debate Continues as New Framework Proposed, Highway Fund Extended**

President Biden presented Democratic lawmakers with a framework on a new \$1.75 trillion social spending and climate package on Thursday, October 28 seeking to unify a fractured party behind the plan before he headed to Europe for an international climate conference later in the day.

Officials talked up the framework as including the largest expansion of health care coverage since the passage of the Affordable Care Act and said it would reduce premiums for more than 9 million Americans by an average of \$600 per person annually.

It includes \$150 billion in investments for affordable housing, extends the earned income tax credit and child tax credit for one year, provides funding for historically Black colleges and universities and raises the maximum Pell Grant.

But the framework does not include several key priorities for progressives that Biden also had advocated for.

Fact sheets and summaries provided by the White House made no mention of paid family leave. Democrats had hoped to include 12 weeks of paid family leave, before Biden last week acknowledged his goal had been trimmed to four weeks. It also omits free community college—another provision championed by progressives.

In the end, both stripped from the package as one of several concessions to Senator Joe Manchin (D-WV), one of two centrists who balked at the cost of a larger bill and a number of specific provisions favored by many House and Senate Democrats.

The bill also does not include the Clean Electricity Performance Program, which had been seen as the best way to reduce U.S. emissions, and it would not allow the government to negotiate with prescription drug companies on prices for Medicare, a high priority for Senator Bernie Sanders (I-VT).

The framework does not include several details, and one official acknowledged Biden was not outlining a final bill but that his framework would inform the legislative text to be written in the coming days.

President Biden sought to assure progressive Democrats that the framework for the social spending package — which includes funding for universal preschool, a child tax credit extension and an expansion of Medicare to include hearing, among other provisions — would get 50 votes in the Senate.

“We badly need a vote on both of these measures,” Biden said. “I don’t think it’s hyperbole to say that the House and Senate majorities and my presidency will be determined by what happens in the next week.”

Progressives remained unconvinced that the framework is enough of an assurance that the two centrist senators who’ve pushed to pare back the legislation — Senators Joe Manchin (D-WV) and Kyrsten Sinema (D-AZ) — won’t renege in some way.

However, Senator Manchin signaled later in the day on Thursday that he could support the \$1.75 trillion price tag for Democrats' social spending plan, even as he hasn't said if he supports the overall framework deal.

"We negotiated a good number that we worked off of, and we're all dealing in a good faith," Manchin told reporters.

Asked if \$1.75 trillion was too high, Manchin replied: "That was negotiated."

By mid-afternoon Thursday, the House posted the 1,684-page bill containing much of President Joe Biden’s social-spending plan, a hopeful sign that that measure could move quickly.

Earlier in the day on Thursday, Speaker Nancy Pelosi (D-CA) wanted to hold a floor vote on the bipartisan infrastructure bill to give President Biden a legislative victory as he left for the climate conference.

However, House progressives dug in on their threat to oppose the bipartisan infrastructure bill if Speaker Pelosi brings it to a vote before they go through legislative text of the separate, \$1.75 trillion tax and spending package and are assured it could pass the Senate.

Congressional Progressive Caucus Chair Pramila Jayapal said members of her group “enthusiastically endorsed” the contours of Biden’s economic agenda unveiled Thursday. But progressives, she said, want to vote on both bills when the larger measure is ready. “We are also committed to staying through the weekend” to finalize the legislation encompassing Biden’s tax and social-spending agenda, she said.

House Transportation and Infrastructure Chairman Peter DeFazio (D-OR) was among those leading the effort to convince members to vote for the bill. He sent a “Dear Colleague” letter Thursday morning to Democrats urging them to vote for the bipartisan framework which contains funding for the highway trust fund.

In his letter, Chairman DeFazio said that another short-term extension of highway funding -- such as the current one that expires at the end of the month -- is “highly disruptive to transportation project planning and delivery” by departments, and local governments.

At the end of the day when it was clear that there would not be a vote on the bipartisan package, the House passed yet another short-term extension of the highway funding through December 3 in a bipartisan vote of 358-59.

Before adjourning Thursday, the Senate agreed that a highway funding extension would be deemed passed by unanimous consent.

The latest highway extension adds yet another item that Congress has set to accomplish by December 3 – as a reminder, the debt ceiling extension, and government funding also are set to expire by that date.

### **Highway Trust Fund Cash May Buy Lawmakers Time on Infrastructure**

The agency that oversees federal highway aid has enough money on hand to fund road programs through the rest of 2021, it told lawmakers after previously warning of a shortfall.

The announcement means lawmakers won’t have to immediately transfer money into the Highway Trust Fund from the general fund of the Treasury as a long-term highway bill, which would provide an infusion into the fund, remains caught up in larger negotiations over Biden’s domestic policy agenda.

The Federal Highway Administration is projecting the fund’s highway account will end the calendar year with about \$9.4 billion, according to a memo the agency sent on Wednesday, October 20 to Congress. The communication came as lawmakers faced an October 31 deadline to take action before a temporary extension of highway funding ran out again, which allowed the House and Senate to easily extend the highway authorities through December 3 without the need for additional funding transfers.

A bipartisan infrastructure bill (H.R. 3684) passed by the Senate in August would reauthorize surface transportation programs for five years and transfer \$118 billion to the Highway Trust Fund. A House vote on the bill was delayed after opposition from progressive Democrats pushing to also pass a larger social spending package. The delay caused programs to lapse until President Joe Biden signed a 30-day extension (Public Law 117-44) on October 2.

The agency’s update reflects an infusion of cash at the end of the fiscal year from the Treasury to the trust fund, which is the main source of federal financing for surface transportation programs. It receives revenue from the federal motor fuel taxes, which are inadequate to cover its spending, requiring lawmakers to periodically transfer money from the general fund.

Although the FHWA said a general fund transfer “may not be necessary through the end of the calendar year,” it clarified that pandemic-related uncertainty and volatility could change the projection.

The agency estimated the Mass Transit Account won't need a general fund transfer in fiscal 2022, while the highway account will need an estimated \$5.6 billion transfer through the end of the fiscal year.

### **Senate Passes American Rescue Plan Infrastructure Flexibility Legislation**

On Tuesday, October 19, the Senate passed legislation, the State, Local, Tribal, and Territorial Fiscal Recovery, Infrastructure, and Disaster Relief Flexibility Act, that would make changes to how unspent covid relief funding from the American Rescue Plan (ARP) can be spent by states, local governments, tribes, and territorial governments by unanimous consent.

The legislation, spearheaded by Senators John Cornyn (R-TX) and Alex Padilla (D-CA), would make several categories of infrastructure investments and disaster relief eligible for unspent COVID-19 relief dollars. It also extends the deadline to utilize relief funding if budgeted for eligible infrastructure projects.

“Each region of the country has unique local challenges in responding to the COVID-19 pandemic. This bill will provide state, local, tribal, and territorial governments the flexibility they need to better use federal resources to care for and serve their residents. This will ultimately help strengthen our response to the continued fight against COVID,” said Senator Padilla.

Given that the ARP made water, wastewater, and broadband infrastructure eligible for COVID funds, the State, Local, Tribal, and Territorial Fiscal Recovery, Infrastructure, and Disaster Relief Flexibility Act would provide additional flexibility for States, Tribes, and units of local government to spend their allocations of the Coronavirus State and Local Fiscal Recovery Funds.

It gives state and local officials additional flexibility to responsibly spend their own funds. There is a cap—the greater of \$10 million or 30% of the funds—on how much of the COVID money can be spent on these new purposes (though the previous ARP set asides for water, wastewater, and broadband remain unrestricted).

The bill also allows these funds to be used to provide emergency relief from natural disasters and creates a process for local officials to decline funds if their jurisdictions did not suffer budget shortfalls during COVID, an option not currently available to them under the ARP.

### **Senate Releases Fiscal Year 2022 Appropriations Bills**

On Monday, October 18, the Senate Appropriations Committee released draft versions of legislation to fund the government in fiscal year 2022.

As a reminder, the government is currently operating under a Continuing Resolution (CR) that expires on December 3. Senate Democrats are proposing \$44.6 billion for the Interior Department, Environmental Protection Agency, and related agencies in fiscal 2022, slightly higher than the \$43.4 billion measure the House passed this summer.



## *Innovative Federal Strategies LLC*

Nondefense programs in the nine bills would get a 13% increase, while defense programs would get a 5% increase. Republicans criticized the bigger increase for domestic programs compared to military spending, the end of key restrictions on abortion funding, cuts to the Department of Homeland Security, and a boost to Internal Revenue Service funds.

Republicans criticized the bigger increase for domestic programs compared to military spending, the end of key restrictions on abortion funding, cuts to the Department of Homeland Security, and a boost to Internal Revenue Service funds.

Senate Appropriations Vice Chairman Richard Shelby (R-AL) called the top-line numbers “a fantasy land” proposal by Democrats. The nondefense and defense increases will have to be closer together for lawmakers to reach an eventual deal, he said.

The bills can’t become law without significant Republican support because they’ll need 60 votes to end debate before a vote can be held in the Senate.

The Senate Appropriations Committee proposed \$15.7 billion for Interior in fiscal 2022, close to the \$15.6 billion the House approved, and \$10.5 billion for the EPA. The figure for the EPA is less than the \$11.3 billion included in the House legislation.

The Senate bill proposes \$2.9 billion for the Drinking Water and Clean Water State Revolving Funds in the EPA portion, less than the \$3.2 billion in the House bill.

The funding levels proposed in the Senate bill for Interior’s largest agencies—the Bureau of Land Management, National Park Service, and Fish and Wildlife Service—are on par with the House levels.

The Senate bill, like the House bill, would provide \$900 million in mandatory spending for the Land and Water Conservation Fund, as well as allocate \$1.9 billion for deferred maintenance projects on federal public lands. It recommends funding for a Civilian Climate Corps as well, which is also in the House bill.

Senate appropriators also recommended \$3.8 billion for fire suppression, of which \$2.4 billion would go to the Wildfire Suppression Operations Reserve Fund.

Now that all bills in the House and Senate have been released, lawmakers will begin the process of conferencing the bills together to produce the final funding legislation for fiscal year 2022.

House Appropriations Committee Chairwoman Rosa DeLauro (D-CT) has invited her counterparts—House Appropriations Committee Ranking Member Kay Granger (R-TX), Senate Appropriations Committee Chairman Patrick Leahy (D-VT), and Senate Appropriations Committee Vice Chairman Richard Shelby (R-AL)—to meet during the week of November 1 to begin conference negotiations for a fiscal year 2022 omnibus appropriations bill.

According to the House Appropriations Committee, DeLauro “looks forward to productive conversations as all sides work to meet the December 3 funding deadline.”

Additionally, Acting OMB Director Shalanda Young wrote to Chairwoman DeLauro urging Congress to start talks on the fiscal year 2022 bills.

"With only just over a month before the December 3rd deadline, now is the time to come together and reach an agreement that will fund core national priorities, address critical gaps, enhance our national security and advance American leadership in the world, as well as provide much needed additional relief to those communities suffering from natural disasters" she wrote.

"And we can do that without unnecessary and damaging brinksmanship that would disrupt critical public services that the American people rely on."

*Please see below for a brief summary of each of the spending bills released by the Senate Appropriations Committee last week. Note that the Agriculture, Energy & Water, and Military Construction-VA Appropriations bills were previously released and marked up by the Senate Appropriations Committee.*

### **EPA Releases PFAS Roadmap**

The EPA on Monday, October 18 released its strategy for addressing PFAS, including its plans to finish a rule to regulate certain types of PFAS in drinking water in 2023.

The EPA's overall strategy is focused on researching PFAS, restricting their release into the air, land and water and broadening cleanup efforts.

The agency's drinking water limit pertains to certain types of PFAS called PFOA and PFOS, saying it hopes to propose an enforceable drinking water limit for them in fall 2022 and finalize it in fall 2023.

The Trump administration also eyed regulating PFOA and PFOS, proposing its own regulation on the substances last year.

The drinking water standard is a long-awaited milestone for environmental advocates, but some have called for PFAS to be regulated as an entire group instead of on an individual basis because there are hundreds of them and they can occur in mixtures.

The EPA is also developing a new testing strategy for the substances.

As part of that strategy, the agency is expected to require manufacturers to conduct and fund studies and could issue testing orders by the end of this year.

The agency has also said that it will declare PFOA and PFOS as hazardous substances under the country's Superfund hazardous waste cleanup law.

This would require polluters to report discharges of the compounds and give the EPA the ability to recoup costs for their cleanup.

The EPA will propose a regulation to do so in spring 2022 and finalize the decision in summer 2023.

EPA Administrator Michael Regan categorized the plan as a “comprehensive” strategy to protect people.

“For far too long, families across America — especially those in underserved communities — have suffered from PFAS in their water, their air, or in the land their children play on,” he said in a statement.

“This comprehensive, national PFAS strategy will deliver protections to people who are hurting, by advancing bold and concrete actions that address the full lifecycle of these chemicals. Let there be no doubt that EPA is listening, we have your back, and we are laser focused on protecting people from pollution and holding polluters accountable,” he added.

### **Biden Signals Support for Senate Filibuster Reform**

During a CNN town hall on Thursday, October 21 in Baltimore, President Joe Biden indicated he would support ending the filibuster rule in the Senate to address the debt ceiling and voting-rights legislation -- and possibly other items -- after Republican members of the chamber used that mechanism to block bills on the two issues this month.

The debt-ceiling 60-vote requirement is “absurd”, Biden said when asked about the filibuster at the town hall. Senate Minority Leader Mitch McConnell (R-KY) vowed that Republicans won’t again deliver the votes needed to allow Democrats to enact a debt-ceiling hike if Democrats do not address the issue through reconciliation, which they can do with a simple majority vote. Eleven Republicans did vote to invoke cloture—or cut off debate—earlier this month for a temporary increase designed to tide the Treasury Department over to early December.

“If this gets pulled again, I think you’re going to see an awful lot of Democrats be ready to say, ‘Not me, I’m not doing that again, we’re going to end the filibuster,’” Biden said. “There’s certain things that are just sacred rights. One’s a sacred obligation that we’re never going to renege on a debt.”

President Biden said that along with the government being responsible for its debts, “Voting rights are equally as consequential,” speaking a day after Republican Senators blocked a bill with features including creating an automatic voter registration system through each state’s motor vehicle agency.

Democrats say the legislation is designed to counter a number of new voting restrictions emerging from Republican-led state legislatures, which they say are intended to curtail participation by minorities and poorer Americans. Republicans counter that the laws are necessary to protect against voter fraud.

The bill, The Freedom to Vote Act, was an attempt at a compromise among Democrats, after a much broader voter access bill was blocked by Republicans in June and again in August.

Asked whether he would entertain killing the filibuster rule on voting rights, Biden added, “And maybe more.”

Biden, who served as a Senator from Delaware from 1973 to 2009, has previously resisted calls for changes to the Senate filibuster.

### **House and Senate Vote to Raise Debt Ceiling**

The House on Tuesday, October 12 cleared legislation to raise the debt limit by \$480 billion, ensuring that the nation doesn’t default on its debts but setting up another fiscal cliff at the end of the year. The debt ceiling legislation was designed with an eye toward lifting the cap through early December.

Lawmakers voted to avert a default in a somewhat indirect fashion. The House adopted a procedural rule along party lines in a 219-206 vote, meaning lawmakers didn’t have to take a separate vote on the debt limit bill itself.

President Biden signed the legislation into law on Friday, October 15 providing lawmakers a brief reprieve from the partisan impasse over the country’s borrowing limit.

The Senate approved the deal earlier in the month by a vote of 50-48. Though the final vote, which required a simple majority, was along party lines, 11 Republican senators voted with Democrats to get the bill over a procedural hurdle that required 60 votes. Republican Senators Mitch McConnell (KY), John Thune (SD), Lisa Murkowski (AK), Susan Collins (ME), Richard Shelby (AL), John Cornyn (TX), Rob Portman (OH), John Barrasso (WY), Shelly Moore Capito (WV), Mike Rounds (SD) and Roy Blunt (MO) joined Senate Democrats to invoke cloture on the measure.

The Senate’s action came a day after Senate GOP Leader Mitch McConnell (KY) said that Republicans would let Democrats pass a short-term debt hike and just hours after Majority Leader Charles Schumer (D-NY) announced they had clinched a deal.

It marked a quick end to a months-long standoff between Majority Leader Schumer and Minority Leader McConnell that had moved the country closer to a historic default. Congress had until October 18 to raise the nation’s borrowing limit, or risk plummeting over the fiscal cliff with significant consequences for the world’s economy.

Another stopgap measure to fund the government also expires on December 3, meaning Democrats will yet again have to find a way to prevent potential fiscal calamity in the twin threats of a shutdown and a default.

## *Innovative Federal Strategies LLC*

For now, lawmakers have staved off a catastrophic debt default less than a week before the October 18 deadline by which the Treasury Department estimated the U.S. could start failing to meet its borrowing obligations.

The House originally passed bills twice in recent weeks to suspend the debt limit into December 2022, but they stalled in the Senate due to GOP resistance to passing a debt ceiling suspension through regular order. Senate Republicans had been pushing for Democrats to use the budget reconciliation process to address the debt ceiling with only Democratic votes.

The Senate's agreement earlier in the month to pass only a short-term debt limit extension meant the House had to briefly return from a scheduled recess on Tuesday to ensure the legislation made it to Biden's desk before the deadline.

Senate Minority Leader Mitch McConnell (R-KY) has warned that Republicans won't support another short-term extension like this next time around.

"I write to inform you that I will not provide such assistance again if your all-Democrat government drifts into another avoidable crisis," McConnell wrote in a letter to Biden on Friday, October 8.

Republicans are insisting that Democrats use the budget reconciliation process to raise the debt limit on a long-term basis, since it is one of the few things exempt from a Senate filibuster. It's the same process that Democrats are using for their wide-ranging package to expand social safety net programs and mitigate climate change.

Although Democrats had been adamant that they won't use the budget reconciliation process for the debt limit, they appear to be softening that position in recent weeks. Democrats have objected to using the process because it is far more time-consuming and would require specifying a number for raising the debt limit that Republicans could subsequently use in campaign ads. They argue that the debt limit should continue to be raised on a bipartisan basis as it has historically been done in the past.

It's not clear how lawmakers will resolve the coming impasse in December.

### **New HUD Rule Aimed at Preventing Evictions from Public Housing**

The Biden administration is rolling out a new rule aimed at preventing evictions for tenants in public housing after the federal eviction moratorium expired in August.

The rule, published on Thursday, October 7 will prohibit individuals living in housing subsidized by the Department of Housing and Urban Development (HUD) from being evicted from their homes for not paying rent unless the tenants are given a 30-day notice and information regarding federal emergency rental assistance that may be available.

Typically, rules submitted to the register would be enacted 30 days later. Authorities dealing with public housing nationwide, however, will likely implement the regulation right away.

The rule was reportedly changed because of a growing concern regarding a potential spike in evictions as cases start to progress through the court system.

“This rule is a significant step in raising tenant awareness about the availability of funds that can assist them with past due rent and allowing them additional time to access relief that may stave off eviction entirely,” HUD Secretary Marcia Fudge stated.

“HUD will continue to review additional actions to help protect individuals through the duration of the pandemic,” she added.

The revised regulation, however, is not entirely new. The requirement for a notice 30 days before evictions existed in the original COVID-19 relief package.

Tenants living in project-based rental assistance properties also fall under the authority of the new rule. Those locations are operated by private-for-profit or nonprofit owners that make an agreement with HUD to establish housing units that are affordable to tenants.

The new rule comes after the federal eviction moratorium expired in early August, leaving millions of Americans at risk of being pushed out of their homes amid the pandemic.

HUD said the new rule builds on previous work the department has completed to protect tenants from evictions, including streamlining requirements to allow assisted households to recertify their income if they see a drop in wages, providing eviction prevention resources for public housing authorities and issuing guidance that protects against evictions targeting protected classes, among other efforts.

### **Biden Takes Big Steps on Rules for Environmental Reviews**

The White House on Wednesday, October 6 took a significant first step toward restoring safeguards that the Trump administration cut from its regulations governing environmental reviews.

The move was the first in a two-step process, with advocates and industry leaders expected to keep a close eye on both rules, since what comes next will define exactly where the Biden administration stands on the National Environmental Policy Act (NEPA), which requires the government to consider environmental impacts of major projects like airports, highways and pipelines and carry out environmental reviews before construction begins.

The White House said the measures announced Wednesday constitute “phase 1” of its rulemaking and that it would develop a “phase 2” in the coming months.

The Trump administration scaled back NEPA in 2020 with changes that it said were intended to modernize implementation of the 50-year-old law. The rollback drew cheers from industry leaders, who said they could now get projects done faster, but criticism from advocates who argued that it undermined environmental protections that had been in place for decades.



On Wednesday, the White House Council on Environmental Quality announced that it was making three major changes to the way environmental reviews mandated by NEPA are approached.

The council said it will stipulate that the regulations are “a floor, rather than a ceiling” for what federal agencies can require, give more flexibility to agencies to consider project alternatives and reinstate language that explicitly requires consideration of “indirect” and “cumulative impacts.”

Cumulative impacts look at how new projects would combine with nearby existing ones to affect a community overall. The language seeks to prevent communities from being overburdened by pollution and other environmental issues.

The Biden administration’s inclusion of that language is expected to restore consideration of climate change in environmental reviews.

But the Trump administration made other significant changes to the NEPA process, many that were not addressed in Wednesday’s proposal such as shortening the time limit for rigorous environmental reviews and setting page limits for the analyses.

Environmentalists argue there’s much more that needs to be done to undo the Trump rule. Industry groups, meanwhile, have praised many of the provisions instituted by the Trump administration, including the shorter timeline for reviews.

## Summary of Senate Appropriations Bills for Fiscal Year 2022

### Senate Fiscal 2022 Appropriations Bills

Senate Democrats aim to boost funds for 11 of 12 annual spending bills

Spending bills	Discretionary total	Vs. Fiscal 2021
Agriculture-FDA*	\$25.9B	+2.5 ▲
Commerce-Justice-Science	79.7	+8.6 ▲
Defense	725.8	+29.3 ▲
Energy and Water*	53.6	+1.9 ▲
Financial Services	29.4	+4.8 ▲
Homeland Security	71.7	-0.1 ▼
Interior-Environment	44.6	+6.2 ▲
Labor-HHS-Education	220.8	+46.7 ▲
Legislative Branch	5.9	+0.6 ▲
Military Construction-VA*	124.4	+11.2 ▲
State and Foreign Operations	60.6	+5.1 ▲
Transportation-HUD	82.9	+8.3 ▲

Commerce-Justice-Science: The bill would provide \$79.7 billion in discretionary funds, an \$8.6 billion increase over fiscal 2021.

- NASA would receive \$24.8 billion, a \$1.5 billion increase.
- The National Science Foundation would receive \$9.5 billion, a \$1 billion increase, which includes up to \$865 million for a new Directorate for Technology, Innovation, and Partnerships.

Defense: The bill would provide \$725.8 billion, a \$29.3 billion increase.

- The bill does not categorize any money as Overseas Contingency Operations funds, a designation previously used to put money outside statutory spending limits which are no longer in effect.
- The bill would not provide the \$3.3 billion requested for the Afghanistan Security Forces Fund, and would rescind \$500 million in previously appropriated funds for the program.
- The bill includes \$1 billion for Israel's Iron Dome defense system.

Financial Services-General Government: The bill would provide \$29.4 billion, a \$4.8 billion increase.

- The Internal Revenue Service would receive \$13.6 billion, a \$1.6 billion increase.

Homeland Security: The bill would provide \$71.7 billion, a \$65 million decrease from fiscal 2021.

- The bill wouldn't provide any new border wall funding and would rescind \$1.9 billion in barrier funds appropriated for the previous year.
- U.S. Customs and Border Protection would receive \$14.5 billion, a \$501 million cut from fiscal 2021.

## *Innovative Federal Strategies LLC*

- U.S. Immigration and Customs Enforcement would receive \$7.9 billion, a \$40 million cut.

Interior-Environment: The bill would provide \$44.6 billion, a \$6.2 billion increase.

- The Environmental Protection Agency would receive \$10.5 billion, a \$1.3 billion increase.
- The National Park Service would receive \$3.5 billion, a \$340 million increase as lawmakers aim to support the hiring of more than 1,000 additional employees.

Labor-HHS-Education: The bill would provide \$220.8 billion in discretionary funds, a \$46.7 billion increase.

- The bill does not include the longstanding Hyde amendment, which for decades has banned federal funds for abortions, except in the case of rape, incest, or to save the life of the pregnant person.
- The Department of Health and Human Services would receive \$117.6 billion in discretionary funds, a \$20.9 billion increase over fiscal 2021. It includes \$2.4 billion for the Advanced Research Projects Agency for Health, a new agency proposed by President Joe Biden. The bill would provide \$4.9 billion for HHS's Unaccompanied Children program, a \$3.6 billion increase.
- The Department of Education would receive \$98.4 billion in discretionary funds, a \$24.9 billion increase.
- The Department of Labor would receive \$13.8 billion in discretionary funds, a \$1.3 billion increase.

Legislative Branch: The bill would provide \$5.9 billion in discretionary funds, a \$624 million increase

- The bill would block an automatic pay increase for lawmakers.
- The bill would allow immigrants under the Deferred Action for Childhood Arrivals program to work for the Legislative Branch.

State and Foreign Operations: The bill would provide \$60.6 billion in discretionary funds, a \$5.1 billion increase.

- The bill includes \$3.3 billion in military assistance for Israel. It also includes \$225 million in development assistance for the West Bank and Gaza and \$40 million for the Palestinian security assistance program.
- The bill would bar any funds from going directly to the Taliban. It stipulates that funds should be made available for Afghan students, including "distance learning and scholarships to institutions located outside of Afghanistan."

Transportation-HUD: The bill would provide \$82.9 billion in discretionary funds, an \$8.3 billion increase.

- The bill includes \$53.4 billion in net discretionary budget authority for the Department of Housing and Urban Development, a \$3.8 billion increase. It includes \$29.1 billion in net discretionary budget authority for the Department of Transportation, also a \$3.8 billion increase.

Bill Number	Sponsors	Title and/or Summary	Summary/Status	Latest Action
H.R. 4502	Rep. Rosa DeLauro (D-CT)	Labor, HHS, Education, Agriculture, Rural Development, Energy and Water, Financial Services and General Government, Interior, Environment, Military Construction and VA, Transportation-HUD Appropriations Act, 2022	The legislation combines 7 of the annual spending bills into one package.	The legislation passed the House on Thursday, July 29 by a vote of 219 – 208 on party lines.
S. 1301	Sen. Sherrod Brown (D-OH)	Promoting Physical Activity for Americans Act (Debt Limit Bill)	<p>This bill became the vehicle for passage of the public debt limit increase. On October 7, 2021, the Senate amended the bill to increase the public debt limit by \$480 billion.</p> <p>This debt limit extension is expected to allow the government to cover its expenses at least through December 3, 2021.</p>	The legislation passed the House on September 29, 2021, by a vote of 219 – 212 on party lines, and the Senate passed the bill on October 7, 2021 by a vote of 50-48. President Biden signed the bill into law on October 14, 2021, four days before the federal government was forecasted to hit the debt limit.
XX	President Joe Biden / Congressional Democrats	Build Back Better Act	<p>The Build Back Better Act proposed spending roughly \$3.5 trillion in its current form. The plan would provide \$200 billion program offering universal pre-k; \$109 billion for tuition-free community college; \$85 billion to increase Pell Grants to benefit low-income and minority students; and more than \$4 billion in funding for larger scholarships, certification and support programs for teachers.</p> <p>A new framework released in late October calls for scaling the package back to roughly \$1.75 trillion in response to concerns from moderate Democrats.</p>	<p>Congressional Democrats hope to use the budget reconciliation process to pass elements of the administration’s American Families Plan due to lack of support from Republicans. S.Con.Res.14, the Concurrent Budget Resolution, set up the ability for the Senate to pass the legislation if all Democrat Senators vote in favor of the legislation.</p> <p>On Saturday, September 25, the House Budget Committee passed the package in a 20-17 vote, piecing together the chunks of legislation approved by 13 House committees</p>

				<p>earlier this month that make up the spending plan.</p> <p>Following moderate lawmakers' hesitation about the legislation, President Biden presented lawmakers with a new \$1.75 trillion framework on Thursday, October 28.</p>
Senate Amendment to H.R.3684	President Joe Biden & Bipartisan Group of Senators including Sens. Krysten Sinema (D-AZ) and Rob Portman (R-OH)	Bipartisan Infrastructure Framework ("Infrastructure Investment and Jobs Act")	<p>The framework includes \$550 billion in new spending for a total around \$1.2 trillion over eight years.</p> <p>Total "new spending" includes: \$110 billion for roads, bridges and major projects; \$73 billion for electric grid upgrades; \$66 billion for rail and Amtrak improvements; \$65 billion for broadband expansion; \$55 billion for clean drinking water; \$39 billion for transit; \$17 billion for ports and \$25 billion for airports; and \$7.5 billion for electric vehicle chargers.</p>	<p>President Biden announced that he'd reached an infrastructure deal with a group of Republican and Democratic Senators on Thursday, June 24.</p> <p>Following a month of negotiations on legislative text, the Senate passed the package on Tuesday, August 10, 2021.</p> <p>The deal faces the challenge of convincing progressives to support the deal - Speaker of the House Nancy Pelosi has expressed that the House would not vote on a bipartisan bill until the Senate passes a larger set of Democratic priorities though budget reconciliation.</p> <p>The House agreed to vote on the legislation by September 27, 2021, in a deal reached between the Democratic leadership and moderate members of the Democratic caucus. However, on September 26, Pelosi pushed back the vote to Thursday, September 30, allowing more time to debate the bill on the floor.</p> <p>However, without a deal reached on the larger reconciliation package by September 30, the vote on the bipartisan framework was delayed once again. Congress passed a one</p>

				<p>month extension of funding for Surface Transportation programs that expires on October 31.</p> <p>Lawmakers again attempted to pass the bill in late October, but instead have opted to pass another short-term extension of highway authorities through December 3.</p>
H.R. 5305	Rep. Rosa DeLauro (D-CT)	Extending Government Funding and Delivering Emergency Assistance Act	<p>Extends government funding through December 3 and provides funding for disaster relief and Afghan refugees. The bill also extends additional measures through December 3 including certain authorities of the Bureau of Reclamation, including for emergency drought relief, for one year.</p>	<p>The Senate amendment to the legislation passed on September 30<sup>th</sup> by a vote of 65-35, and the House passed the bill shortly after by a vote of 254-175. President Biden signed the legislation in the evening of the 30<sup>th</sup>.</p>
H.R. 3684	Rep. Peter DeFazio (D-OR)	INVEST in America Act	<p>The legislation addresses provisions related to federal-aid highway, transit, highway safety, motor carrier, research, hazardous materials, and rail programs of the Department of Transportation (DOT).</p> <p>The Legislation has also incorporated the Water Quality Protection and Job Creation Act of 2021 and Assistance, Quality, and Affordability Act of 2021 which reauthorize clean and drinking water provisions.</p>	<p>Chairman of the House Transportation and Infrastructure Committee Peter DeFazio introduced the legislation on June 4, 2021.</p> <p>Markups were held on the legislation on June 9-10th and the legislation passed out of committee on June 10th by a vote of 38-26.</p> <p>The legislation passed the House on July 1, 2021 by a vote of 221-201, and passed the Senate by a vote of 69-30 on August 10, 2021.</p> <p>This legislation and the associated local transportation priorities likely won't move forward since the bipartisan infrastructure proposal also includes the 5-year surface transportation reauthorization bill.</p>



S. 29 / H.R. 2008	Sen. Amy Klobuchar (D-MN) / Rep. Angie Craig (D-MN)	Local Water Protection Act	A bill to amend the Federal Water Pollution Control Act to reauthorize certain programs relating to nonpoint source management, and for other purposes.	<p>The Senate legislation was introduced on January 22, 2021 and referred to the Committee on Environment and Public Works.</p> <p>The legislation in the House was introduced on March 18, 2021 and passed the House under suspension of the rules on June 15.</p>
H.R 1563	Rep. Mike Garcia (R-CA)	To extend the authorities under the Water Infrastructure Improvements for the Nation Act of 2016 providing operational flexibility, drought relief, and other benefits to the State of California	The legislation would extend the authorities under the Water Infrastructure Improvements for the Nation Act of 2016 providing operational flexibility, drought relief, and other benefits to the State of California. The legislation would extend 4007 authorities through January 1, 2028.	The legislation was introduced on March 3, 2021 and was referred to the House Committees on Natural Resources and Science, Space, and Technology.
H.R.1915	Rep. Peter DeFazio (D-OR) / Rep. Grace Napolitano (D-CA)	Water Quality Protection and Job Creation Act of 2021	The legislation would reauthorize the Alternative Water Source Grants Pilot Program, which authorizes the U.S. Environmental Protection Agency to grant up to \$200 million per year to state, interstate, and intrastate water resource development agencies to engineer, design, construct, and test water reuse projects throughout the country.	<p>The legislation was introduced on March 16, 2021.</p> <p>The Committee on Transportation and Infrastructure held a mark-up session on June 9-10th and the legislation was passed out of committee on June 10th by a vote of 42-25.</p> <p>The legislation was incorporated into the INVEST in America Act, which passed the House on July 1, 2021.</p>

H.R.2238	Sen. Jeff Merkley (D-OR) / Rep. Alan Lowenthal (D-CA)	Break Free from Plastic Pollutions Act	The comprehensive legislation would require corporations to take responsibility for pollution, incentivize corporations to make reusable products and items that can be recycled, create a nationwide beverage container refund program, and other items to promote recycling and other investments in U.S. domestic recycling.	The legislation was introduced on March 25, 2021 and referred to the House Committees on Energy and Commerce, Ways and Means, Transportation, and Foreign Affairs.
H.R 866	Rep. Ken Calvert (R-CA)	FISH Act	This bill gives the Fish and Wildlife Service (FWS) the sole authority to protect endangered or threatened species that are anadromous species (species of fish that spawn in fresh or estuarine waters and that migrate to ocean waters) or catadromous species (species of fish that spawn in ocean waters and migrate to fresh waters). Currently, the FWS shares this authority with the National Marine Fisheries Service.	The legislation was introduced on February 5, 2021 and referred to the House Committee on Natural Resources.
H.R. 1015	Rep. Grace Napolitano (D-CA)	Water Recycling Investment and Improvement Act	This bill makes permanent, and otherwise revises, the Bureau of Reclamation's grant program for the funding of water recycling and reuse projects. Specifically, the bill removes priority under the program for projects in areas that, in the preceding four-year period, have been (1) identified as experiencing severe, extreme, or exceptional drought; or (2) designated as a disaster area by a state. Additionally, the bill increases through FY2025 the authorization of appropriations for the program and otherwise revises provisions related to program funding.	The legislation was introduced on February 11, 2021 and referred to the House Committee on Natural Resources.

H.R.4099	Rep. Grace Napolitano (D-CA)	Large Scale Water Recycling Project Investment Act	Created a competitive grant program for large-scale water recycling and reuse projects. Large-scale water recycling projects are those estimated to cost \$500 million or greater. \$750 million would be authorized over 5 fiscal years beginning in FY23.	<p>The legislation was introduced on June 23, 2021 and referred to the Committee on Natural Resources. The Water Subcommittee held a hearing on the legislation on Tuesday, June 29, 2021.</p> <p>The House Natural Resources Subcommittee on Water, Oceans, and Wildlife held a hearing on the legislation on June 29, 2021.</p>
H.R.1881	Rep. John Garamendi (D-CA)	To amend the Federal Water Pollution Control Act with respect to permitting terms, and for other purposes.	The legislation would extend permit terms for publicly owned water infrastructure projects under the National Pollutant Discharge Elimination System (NPDES) from 5 years to a maximum of 10 years.	The legislation was introduced on March 12, 2021 and referred to the Committee on Transportation and Infrastructure.
S.914	Sen. Tammy Duckworth (D-IL)	Drinking Water and Wastewater Infrastructure Act of 2021	Authorizes more than \$35 billion for water resource development projects across the country with a focus on upgrading aging infrastructure, addressing the threat of climate change, investing in new technologies, and providing assistance to marginalized communities.	<p>The legislation was introduced on March 23, 2021 and referred to the Senate Environment and Public Works Committee.</p> <p>The legislation passed the Senate on April 29, 2021 by a vote of 89-2.</p> <p>Elements of this legislation were incorporated into the bipartisan infrastructure framework, though with a reduced authorization for the Drinking and Clean Water State Revolving Funds.</p>
H.R. 737	Rep. David Valadao (R-CA)	RENEW WIIN Act	The legislation would extend the authorities under the Water Infrastructure Improvements for the Nation Act of 2016 providing operational flexibility, drought relief, and other benefits to the State of California.	<p>The legislation was introduced on February 2, 2021, and referred the House Committee on Natural Resources.</p> <p>10 members of the California delegation have cosponsored the legislation.</p>

S.91 / H.R.535	Sen. Krysten Sinema (D-AZ) / Rep. John Garamendi (D-CA)	Special Districts Provide Essential Services Act	The legislation would include special districts in the coronavirus relief fund and direct the Secretary of the Treasury to include special districts as an eligible issuer under the Municipal Liquidity Facility.	The legislation was introduced on January 28, 2021 in both the House and Senate. It has been referred to relevant committees in both chambers.
H.R. 895 / S. 209	Rep. David Rouzer (R-NC) / Sen. Jeanne Shaheen (D-NH)	Emergency Assistance for Rural Water Systems Act	To provide for assistance to rural water, wastewater, and waste disposal systems affected by the COVID-19 pandemic, and for other purposes.	The legislation in the House was introduced on February 5, 2021, and referred to the House Committee on Agriculture.  The Senate version of the legislation was introduced on February 3, 2021 and referred to the Senate Committee on Agriculture.
H.R. 2515	Rep. Garret Graves (R-LA)	Building U.S. Infrastructure through Limited Delays and Efficient Reviews (BUILDER) Act	The legislation modernizes the National Environmental Policy Act (NEPA) and aims to make infrastructure project reviews more efficient, reduce project costs, and spur economic recovery.	The legislation was introduced on April 14, 2021 and was referred to the House Committee on Natural Resources.  The legislation's 46 cosponsors are all Republican, including members of GOP leadership.
H.R. 939	Rep. Doug LaMalfa (R-CA)	Combustion Avoidance along Rural Roads (CARR) Act	The bill exempts wildfire mitigation activities conducted within 300 feet of a road from all laws governing environmental review of proposed agency actions or protection of endangered or threatened species.	The legislation was introduced on February 8, 2021 and was referred to the House Committees on Natural Resources and Agriculture.
H.R.3267	Rep. Brendan Boyle (D-PA)	Protect Drinking Water from PFAS Act	The bill amends the Safe Drinking Water Act to require the Administrator of the Environmental Protection Agency to publish a maximum contaminant level goal and promulgate a national primary drinking water regulation for total per- and polyfluoroalkyl substances.	The legislation was introduced on May 17, 2021 and referred to the House Committee on Energy and Commerce.

H.R. 1512	Rep. Frank Pallone (D-NJ)	The Climate Leadership and Environmental Action for our Nation's Future (CLEAN) Act	The legislation aims to achieve net zero greenhouse gas pollution, combat the climate crisis, and create jobs. The bill authorizes \$565 billion over ten years to enable deep decarbonization.	The legislation was introduced on March 2, 2021, and referred to the relevant committees.
S. 953	Sen. Ron Wyden (D-OR)	Water for Conservation and Farming Act	The legislation would create a Bureau of Reclamation fund of \$300 million to support water recycling projects, water-use efficiency projects and dam safety projects; the WaterSMART program to increase water supply reliability by funding infrastructure and conservation projects that conserves water, increases water use efficiency and improves the condition of natural water recharge infrastructure; Establishes a grant program for any Reclamation States, Tribes, nonprofit conservation organizations, irrigation or water districts, and regional and local authorities to complete habitat restoration projects that improve watershed health and mitigate climate change; among other actions.	The legislation was introduced on March 24, 2021, and referred to the Committee on Energy and Natural Resources.
H.R.3293	Rep. Lisa Blunt Rochester (D-DE)	Low-Income Water Customer Assistance Programs Act	The legislation would amend the Safe Drinking Water Act and the Federal Water Pollution Control Act to establish programs to assist low-income households in maintaining access to drinking water and wastewater services.	The legislation was introduced on May 18, 2021, and referred to the relevant committees. The legislation has passed out of the House Energy and Commerce Committee by a vote of 32-24 and now moves on to consideration on the House floor.

H.R.3291	Rep. Paul Tonko (D-NY)	AQUA Act	The legislation would invest \$105 billion over 10 years in the nation's water systems including \$53 billion for the Drinking Water State Revolving Fund,\$45 billion to fully replace every lead service line, and \$5 billion to provide assistance to systems with PFAS contamination. Additionally, the legislation would require the EPA to set national standards for PFAS, 1,4-dioxane, and microcystin toxin, and makes it easier for EPA to set standards in the future. The bill would authorize \$4 billion emergency relief program to provide forgiveness for utility customers facing debts and unpaid fees since March 1, 2020.	<p>The legislation was introduced on May 18, 2021, and referred to the House Committee on Energy and Commerce.</p> <p>The legislation was included in the INVEST in America Act, which passed the House on July 1, 2021 by a vote of 221-201.</p>
H.R. 3286	Rep. Raul Ruiz (D-CA)	Emergency Order Assurance, Safety, and Inspection of water Systems (Emergency OASIS Act)	The legislation would require the EPA to establish regulations to flush a drinking water system if contaminants were present in the system for longer than six months, or if water stood motionless in the system for longer than six months.	The legislation was introduced on May 17, 2021 and referred to the House Committee on Energy and Commerce.
H.R. 3622 / S. 1907	Rep. Chris Pappas (D-NH) / Sen. Kirsten Gillibrand (D-NY)	Clean Water Standards for PFAS Act	The legislation would require the Administrator of the Environmental Protection Agency to develop effluent limitations guidelines and standards and water quality criteria for PFAS under the Federal Water Pollution Control Act, to provide Federal grants to publicly owned treatment works to implement such guidelines and standards	<p>The legislation was introduced in the House on May 28, 2021, and in the Senate on May 27, 2021.</p> <p>The legislation in the House is bipartisan.</p>
S. 2168	Sen. Mike Braun (R-IN)	Define WOTUS Act	The legislation would amend the Federal Water Pollution Control Act to modify the definition of navigable waters, and to make the definition of the "waters of the United States" permanent.	The legislation was introduced on June 22, 2021, and referred to the Committee on Environment and Public Works. It was introduced in response to the EPA's announcement earlier in June of its intent to rewrite the Navigable Waters Protection rule.

H.R. 3814 / S. 717	Rep. Liz Cheney (R-WY) / Sen. Mike Lee (R-UT)	Undoing NEPA's Substantial Harm by Advancing Concepts that Kickstart the Liberation of the Economy Act (UNSHACKLE Act)	<p>The legislation combines the following five stand-alone NEPA reform bills on agency process, state expansion, legal changes, and data reporting into one comprehensive text.</p> <ul style="list-style-type: none"> <li>- NEPA Agency Process Accountability Act</li> <li>- NEPA Accountability and Enforcement Act</li> <li>- NEPA State Assignment Expansion Act</li> <li>- NEPA Legal Reform Act</li> <li>- NEPA Data Transparency Act</li> </ul>	<p>The Senate legislation was introduced on March 11, 2021, and referred to the Committee on Environment and Public Works.</p> <p>The House legislation was introduced on June 11, 2021, and referred to the House Committees on Natural Resources; Judiciary; Transportation and Infrastructure; and Energy and Commerce.</p>
H.R. 1352	Rep. Brenda Lawrence (D-MI)	Water Affordability, Transparency, Equity, and Reliability Act of 2021	<p>The bill would create a trust fund to support drinking water and clean water infrastructure. Additionally, the bill provides \$34.85 billion a year to drinking water and wastewater improvements; creates a water trust fund; creates up to nearly 1 million jobs across the economy and protect American workers; prioritizes disadvantaged communities with grants and additional support; expands funding for technical assistance to small, rural, and indigenous communities; funds projects to address water contamination from PFAS; requires US EPA to study water affordability, shutoffs, discrimination, and civil rights violations by water providers; upgrades household wells and septic systems; helps homeowners replace lead service lines; and provides more than \$1 billion a year to update water infrastructure in public schools.</p>	<p>The legislation was introduced on February 25, 2021 and was referred to the relevant committees.</p> <p>The legislation has 86 cosponsors, including 14 members of the California delegation.</p>



H.R. 4647 / S. 2430	Rep. Jared Huffman (D-CA) / Sen. Dianne Feinstein (D-CA)	Water Conservation Rebate Tax Parity Act	The legislation would amend federal tax law so that homeowners wouldn't pay income tax on rebates from water utilities for water conservation and water runoff management improvements	The House legislation was introduced on July 22, 2021 and referred to the House Committee on Ways and Means. The legislation in the Senate was introduced on July 22, 2021, and referred to the Senate Committee on Finance.
S.2454	Sen. Alex Padilla (D-CA)	Water Reuse and Resiliency Act	The legislation would authorize \$1 billion over five years for the EPA's Pilot Program for Alternative Water Source Projects grants program. This is an increase from the \$125 million over five years authorized for the program in the Drinking Water and Wastewater Infrastructure Act passed by the Senate in April.	The legislation was introduced on July 22, 2021 and referred to the Senate Committee on Environment and Public Works.
S.2567	Sen. Shelley Moore Capito (R-WV)	Navigable Waters Protection Act of 2021	The legislation would enact into law the Navigable Waters Protection Rule: Definition of 'Waters of the United States' as proposed by the EPA/USACE under the Trump administration.	The legislation was introduced on July 29, 2021 and referred to the Senate Committee on Environment and Public Works.
H.R.4915	Rep. Tom McClintock (R-CA)	Water Supply Permitting Coordination Act	The legislation would authorize the Secretary of the Interior to coordinate Federal and State permitting processes related to the construction of new surface water storage projects on lands under the jurisdiction of the Secretary of the Interior and the Secretary of Agriculture and to designate the Bureau of Reclamation as the lead agency for permit processing.	The legislation was introduced on August 3, 2021 and referred to the House Committee on Natural Resources.

H.R.4979 / S.1783	Rep. Rashida Tlaib (D-MI) / Rep. Jeff Merkley (D-OR)	Maintaining Access to Essential Services Act	The legislation provides \$13.5 billion in low-interest loans to public and private water utilities, which will be forgiven when the utility forgives household water arrears; and provides \$13 billion in low-interest loans to power utilities, which will be forgiven when the utility forgives household arrears. The legislation also provides \$13 billion in low-interest loans to broadband utilities, which will be forgiven when the utility forgives household arrears. The bill Requires loan recipients to suspend utility shutoffs and restore any disconnected service, suspend late fees and charges, stop the sale of household debt to debt collectors, stop placing or selling liens on households due to outstanding utility debt, and stop filing adverse reports on households due to unpaid utility bills to credit agencies.	<p>The legislation in the House was introduced on August 6, 2021 and was referred to the House Committees on Financial Services and Ways and Means.</p> <p>The legislation in the Senate was introduced on May 20, 2021 and was referred to the Senate Committee on Finance.</p>
H.R. 4976	Rep. Elissa Slotkin (D-MI)	Ensuring PFAS Cleanup Meets or Exceeds Stringent Standards Act	The legislation directs the Secretary of Defense to ensure that removal and remedial actions relating to PFAS contamination result in levels meeting or exceeding certain standards.	The legislation was introduced in the House on August 6, 2021, and was referred to the House Committees on Armed Services, Transportation and Infrastructure, and Energy and Commerce.
S.2372 / H.R.2773	Sen. Heinrich, Martin (D-NM) / Representatives Debbie Dingell (D-MI) and Jeff Fortenberry (R-NE)	Recovering America's Wildlife Act of 2021	The legislation would fund conservation efforts for more than 12,000 species of wildlife and plants in need of assistance by providing \$1.3 billion in dedicated annual funding for proactive, on-the-ground efforts across the country, ensure wildlife recovery efforts will be guided by the Congressionally-mandated State Wildlife Action Plans, which identify specific strategies to restore the populations of species of greatest conservation need, accelerate	<p>The legislation was introduced on July 15, 2021 and referred to the Committee on Environment and Public Works.</p> <p>The House bill was introduced on April 22. The House Natural Resources Subcommittee on Water, Oceans, and Wildlife held a hearing on the legislation on July 29, 2021.</p>

			<p>the recovery of 1,600 U.S. species already listed as threatened or endangered under the Endangered Species Act, and include improvements to ensure funds are appropriately targeted to the areas of greatest need and facilitate additional investments in protecting at-risk plant species.</p> <p>In the Senate, RAWA also directs fees and penalties assessed for environmental violations to help fund RAWA, using fee and penalty amounts that aren't already targeted for existing environmental funds.</p>	
H.R.4602	Rep. Alan Lowenthal (D-CA)	WIPPES Act	<p>The legislation would direct the Federal Trade Commission to issue regulations requiring certain products to have "Do Not Flush" labeling</p>	<p>The legislation was introduced on July 21<sup>st</sup> and referred to the Committee on Energy and Commerce.</p> <p>Rep. Lowenthal introduced the stand-alone bill after introducing a similar amendment to the House's infrastructure bill.</p>
S. 2806 / H.R. 3534	Sen. Dianne Feinstein (D-CA) / Rep. Jimmy Panetta (D-CA)	Wildfire Emergency Act of 2021	<p>Amongst other things, the legislation authorizes \$250 million over 5 years for up to 20 Forest Service projects of 100,000 acres or greater; Establish a new \$100 million grant program to assist critical facilities like hospitals and police stations become more energy efficient and better adapted to function during power shutoffs; Establishes one or more Prescribed Fire Centers to coordinate research and training of foresters and forest managers in the western United States in the latest methods and innovations in prescribed fire (controlled burns) practices</p>	<p>The Senate legislation was introduced on September 22 and referred to the Committee on Energy and Natural Resources.</p> <p>The House bill was introduced on May 25, 2021 and was referred to the Subcommittee on Conservation and Forestry.</p>

S. 3011	Sen. John Cornyn (R-TX)	State, Local, Tribal, and Territorial Fiscal Recovery, Infrastructure, and Disaster Relief Flexibility Act	<p>The legislation provides additional flexibility for States, Tribes, and units of local government to spend their allocations of the COVID Relief Funds on certain infrastructure projects; including water, wastewater, and broadband infrastructure projects. The bill also allows these funds to be used to provide emergency relief from natural disasters. There is a cap—the greater of \$10 million or 30% of the funds—on how much of the COVID money can be spent on these new purposes.</p>	<p>The legislation was introduced on October 19, 2021, and passed the Senate by unanimous consent that day.</p> <p>Senator Alex Padilla (D-CA) is an original cosponsor of the legislation.</p>
---------	-------------------------	--	---	---

INFORMATION  
ITEM

**3F**



CALIFORNIA STRATEGIES, LLC

Date: October 29, 2021  
To: Inland Empire Utilities Agency  
From: John Withers, Jim Brulte  
Re: California Strategies, LLC October 2021 Activity Report

- 1) This month Jim Brulte and John Withers met with senior staff via Microsoft teams on October 04<sup>th</sup>.
- 2) Ongoing discussion was held related to issues of interest to IEUA included:
  - a) CBP/WSIP
    - i) Significant interest from CVWD, FWC, and Pomona.
    - ii) IEUA Board vote of 5-0 to move forward with planning with the State
  - b) Regional Items
    - i) Recent discussion on potential funding for septic to sewer conversions (DWR), JCSD intertie, and ongoing recycled water issues.
  - c) IEUA Outreach
    - i) Future meetings with member agency city managers will be scheduled.
    - ii) City of Fontana staff changes were discussed. Phil Burum acting CM. TKE Engineering hired by city to assist with infrastructure issues.
  - d) IEUA Director Reports
    - i) Attended Annual Southern California Water Coalition Meeting with several senior staff and Directors.
    - ii) IEUA BOD meeting 12/8 for election of officers and representative assignments.

**INFORMATION  
ITEM**

**3G**



**Date:** November 17, 2021

**To:** The Honorable Board of Directors

*SD*  
**From:** Shivaji Deshmukh, General Manager

**Committee:** Community & Legislative Affairs

11/10/21

**Executive Contact:** Kathy Besser, Executive Manager of Ext. & Government Affairs/AGM

**Subject:** Public Outreach and Communication

---

**Executive Summary:**

Working closely with MWD, regional and member agencies, staff is ensuring a consistent and impactful regional drought message is being communicated to the public. In response to the Governor's proclamation extending the drought emergency statewide, messaging has shifted to the #StepItUp phase. Staff continues to work closely with the Executive Manager of External and Government Affairs/AGM Kathy Besser to incorporate any actions by the Governor into messaging.

Staff published outreach on our social media platforms following the signing of Assembly Bill 818 which requires a "Do Not Flush" symbol and warning on individual wet wipes packages. A toolkit was sent to our Member Agencies and a poll was also published to our Nextdoor platform asking subscribers if they knew "flushable" wipes should not be flushed. The post currently has approximately 10,500 impressions.

Staff facilitated a Virtual Field Trip with Walnut Avenue Elementary School (Chino) where 33 fifth grade students participated.

---

**Staff's Recommendation:**

This is an informational item for the Board of Directors to receive and file.

---

**Budget Impact** *Budgeted (Y/N): Y    Amendment (Y/N): Y    Amount for Requested Approval:*

*Account/Project Name:*

*Fiscal Impact (explain if not budgeted):*

---

**Prior Board Action:**

N/A

---

**Environmental Determination:**

Not Applicable

---

**Business Goal:**

IEUA is committed to providing a reliable and cost-effective water supply and promoting sustainable water use throughout the region.

IEUA is committed to enhancing and promoting environmental sustainability and the preservation of the region's heritage.

---

**Attachments:**

Attachment 1 - Background

## Background

---

Subject: Public Outreach and Communication

---

### November

- November 8, National STEM/STEAM Day
- November 10, International Accounting Day
- November 11, Veterans Day
- November 15, America Recycles Day
- November 15-19, American Education Week
- November 17, GIS Day
- November 19, World Toilet Day

### Media and Outreach

- Working closely with MWD, regional and member agencies, staff is ensuring a consistent and impactful regional drought message is being communicated to the public. In response to the Governor's proclamation extending the drought emergency statewide, messaging has shifted to the #StepItUp phase. Staff continues to work closely with the Executive Manager of External and Government Affairs/AGM Kathy Besser to incorporate any actions by the Governor into messaging.
- Staff published outreach on our social media platforms following the signing of Assembly Bill 818 which requires a "Do Not Flush" symbol and warning on individual wet wipes packages. A toolkit was sent to our Member Agencies and a poll was also published to our Nextdoor platform asking subscribers if they knew "flushable" wipes should not be flushed. The post currently has approximately 10,500 impressions.
- Cal Poly Pomona's American Society of Civil Engineers (ASCE) Student Chapter joined IEUA staff for a tour of the RP-5 Expansion Project. Recognition of this tour was shared on the @IEUAWater social media platforms.
- Staff is in the final stages of developing a *QR code Pledge to Save Water* campaign. Both print and digital ads will feature a QR code that links to an information hub featuring IEUA initiatives. Visitors can take the pledge to save water to be entered into a drawing for water-saving devices.
- Staff recognized October as National Energy Awareness Month. Throughout the month, information on IEUA's renewable energy initiatives were shared on the Agency's social media accounts.
- Imagine A Day Without Water was recognized on October 21. Staff shared a post about the importance of clean water and water-saving techniques to IEUA's social media accounts.
- Staff launched a "Water-saving Halloweek" campaign where Halloween-themed posts and polls related to saving water were shared to the @IEUAWater social media accounts and stories.

- Staff recognized the DEA’s National Prescription Take Back Day on October 23. A post was shared to the Agency’s social media accounts reminding the public of the event and a News Release was also sent to the Agency stakeholders and the community.
- The Agency continues to publish content on LinkedIn and has gained 38 followers since September 2021, with 538 page views in the last 30 days.
- October: 37 posts were published to the IEUA Facebook page, 37 tweets were sent on the @IEUAWater Twitter handle, 37 posts were published to IEUA’s Instagram grid, and 21 posts were published to the IEUA LinkedIn page.
  - The top three Facebook posts, based on reach and engagement, in the month of October were:
    - 10/11 AB 818 Recognition
    - 10/15 General Manager Shivaji Deshmukh at OC Water Summit
    - 10/12 Control Systems Analyst, Mechanic IV, Records Specialist (2 Year Limited Term), and Intern (Human Resources) Hiring
  - The top three Twitter tweets, based on reach and engagement, in the month of October were:
    - 10/11 AB 818 Recognition
    - 10/13 Water Word Wednesday
    - 10/5 SARCCUP News Release
  - The top three Instagram posts, based on reach and engagement, in the month of October were:
    - 10/11 AB 818 Recognition
    - 10/7 Harlan Delzer WPAW Recognition
    - 10/15 General Manager Shivaji Deshmukh at OC Water Summit
  - The top three LinkedIn posts, based on impressions and reactions, in the month of October were:
    - 10/4 James Spears WPAW Recognition
    - 10/15 General Manager Shivaji Deshmukh at OC Water Summit
    - 10/21 Board Member Steve Elie, General Manager Shivaji Deshmukh and Members of IEUA’s Leadership Team at SCWC Annual Meeting and Dinner
- An education ad ran in the October issue *in IE Magazine*.
- A “Water-Wise Education” ad ran on October 22 in *Fontana Herald News*
- A “Water-Wise Education” banner ad ran on October 22 in *Fontana Herald News*
- A “Water-Wise Education” ad ran on October 24 in *La Opinion*.

For the month of October, there were 976 searches for a park in IEUA’s service area on Yelp, where Chino Creek Wetlands and Educational Park was viewed 943 times, with 846 views coming from a mobile device.

#### Education and Outreach Updates

- Staff is working with Loving Savior School (Chino Hills) and Randall Pepper Elementary School (Fontana) to complete their water-wise garden installation as part of the Agency’s Garden in Every School® Program (GIES). This current year’s program will feature mini grants for schools that have an existing garden through GIES.

- Staff facilitated a Virtual Field Trip with Walnut Avenue Elementary School (Chino) where 33 fifth grade students participated.
- Staff sent an email to all school Principal contacts within IEUA's service area regarding the Agency's free education programs. Since the email has been sent, multiple inquiries regarding the programs have been received and staff is working closely with the schools to schedule and facilitate programming.

#### Agency-Wide Membership Updates

- Randy Lee, Executive Manager of Operations/Assistant General Manager, attended the National Water Research Institute (NWRI) Board of Directors Meeting on September 14.
- Richard Lao, Senior Environmental Resources Planner, attended the California Association of Sanitation Agencies (CASA) Regulatory Workgroup Meeting on September 16.
- Randy Lee, Executive Manager of Operations/Assistant General Manager, attended the National Water Research Institute (NWRI) Community of Practice California DPR Regulation Advisory Collaborative.
- Richard Lao, Senior Environmental Resources Planner, attended the Southern California Alliance of Publicly Owned Treatment Works (SCAP) Air Quality Committee Meeting on September 23.
- Richard Lao, Senior Environmental Resources Planner, attended the Southern California Alliance of Publicly Owned Treatment Works (SCAP) Air Quality Committee Meeting on September 28.

INFORMATION  
ITEM

**3H**



# RP-5 Expansion Project Update:

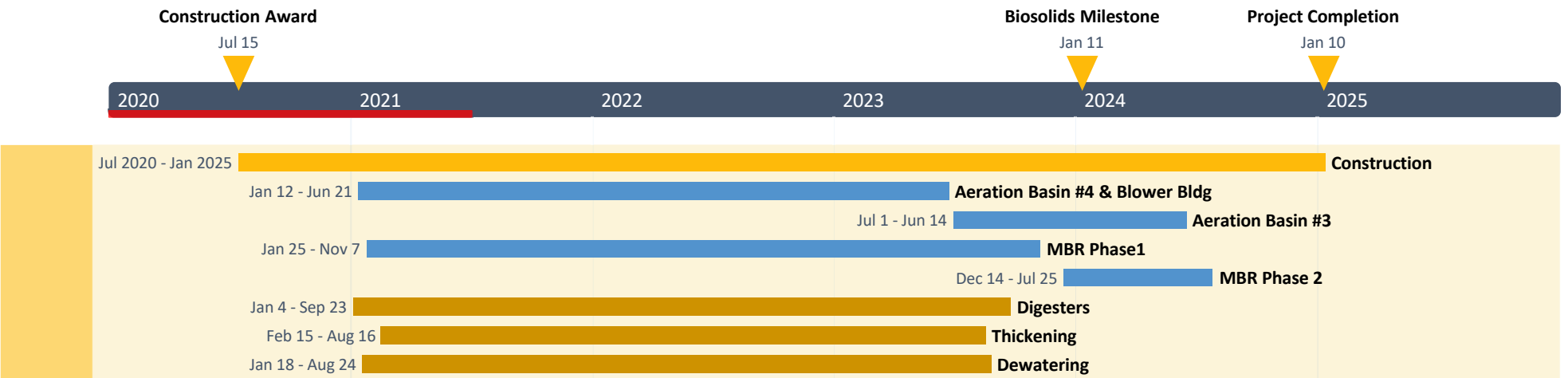
November 2021  
Project Nos. EN19001 and EN19006

Brian Wilson, P.E.  
Senior Engineer  
November 2021



# RP-5: Project Status

Day 473 of 1640 = 29%



Role	Firm	Contract	This Month's Payment	Total Paid	% Complete
Contractor	WM Lyles	\$ 331,597,712	\$7,192,027	\$86,248,120	26%
Designer	Parsons	\$ 33,670,711	\$307,269	\$28,265,475	84%
Construction Management	Arcadis	\$ 21,125,523	\$334,110	\$5,372,243	25%


Data date: 10/31/2021

## RP-5: Project Status Changes

	Amount	Quantity
Original Contract	\$329,982,900	
Change Order (CO)	\$ 1,930,596	58
Request For Deviation (RFD)	\$ 2,562,251	120
<b>Changes Total (CO+RFD)</b>	<b>\$4,492,847</b>	<b>178</b>
% Change of Contract	1.4%	
% of Contingency	13.6%	

## RP-5: Major Activity Areas

- Construction Staff**
- WML Craft: 170
  - WML Project: 34
  - IEUA & CM: 15
  - Total: 219





## RP-5: Major Activities



**Influent Pump Station**




## RP-5: Major Activities



**Primary Clarifiers**



## RP-5: Major Activities



### Micro-tunneling

(Overflow pipeline from Influent Pump Station to the Emergency Overflow Pond)

## RP-5: Major Activities



### Micro-tunneling

(Overflow pipeline from Influent Pump Station to the Emergency Overflow Pond)



## RP-5: Major Activities



**Membrane Bioreactor (MBR) Phase 1**

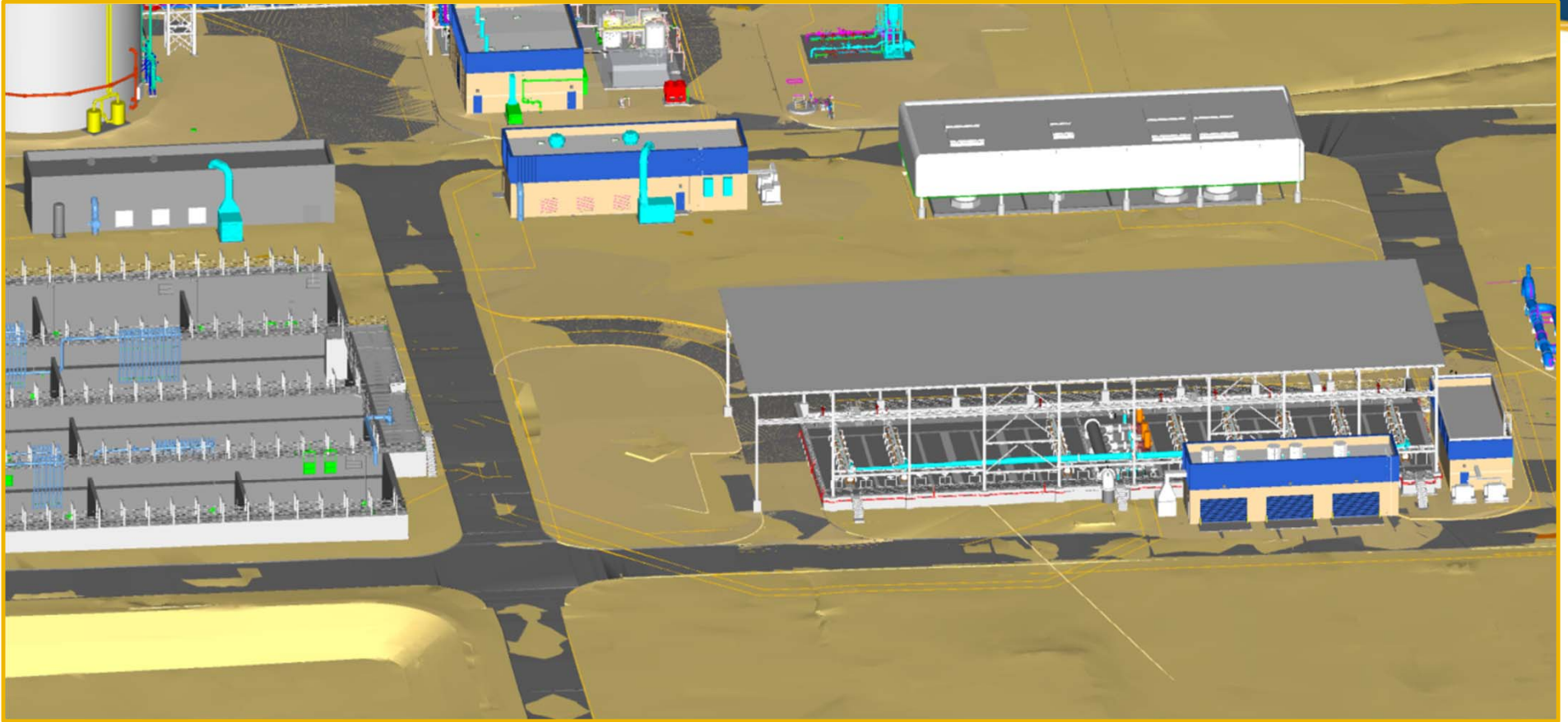


## RP-5: Major Activities



**Membrane Bioreactor (MBR) Phase 1**

## RP-5: Major Activities



**Membrane Bioreactor (MBR) Phase 1**



## RP-5: Major Activities




**Acid Phase Digester**

**Thickening Building**

**Gas Phase Digesters**



## RP-5: Major Activities



**Warehouses**

## RP-5: Major Activities



**Dewatering Building**

**Warehouses**

**Blower Building 2**



## RP-5: Major Activities



**Flyover**





Questions?

**INFORMATION  
ITEM**

**31**

**Date:** November 17, 2021

**To:** The Honorable Board of Directors

*SD*  
**From:** Shivaji Deshmukh, General Manager

**Committee:** Engineering, Operations & Water Resources

11/10/21

**Executive Contact:** Christiana Daisy, Deputy General Manager

**Subject:** Strategic Planning & Resources Annual Report - Revised for November 2021

---

**Executive Summary:**

The Inland Empire Utilities Agency (IEUA) monitors and compiles water use data including recycled water use for the Planning Annual Report. Staff previously submitted the Planning Annual Report for Fiscal Year 2020/2021 during the October 20, 2021 Board of Director's Meeting as a receive and file item. An error was identified on Table 14 of the Annual Report, which summarizes the 10-Year Projected Equivalent Dwelling Unit (EDU) values of the IEUA Regional Contracting Agencies. The error has been corrected in the updated Planning Annual Report - Revised for November 2021.

---

**Staff's Recommendation:**

This is a revised informational item for the Board of Directors to receive and file.

---

**Budget Impact** *Budgeted (Y/N):* N *Amendment (Y/N):* N *Amount for Requested Approval:* \$ 0

*Account/Project Name:*

N/A

*Fiscal Impact (explain if not budgeted):*

---

**Prior Board Action:**

The Strategic Planning & Resources Annual Report - October 2021 was receive and filed by the Board of Directors on October 20, 2021.

---

**Environmental Determination:**

Not Applicable

---

**Business Goal:**

The Strategic Planning & Resources Annual Report is consistent with the Agency's Business Goals of Business Practices and Environmental Stewardship by providing an evaluation of Agency activities and being committed to the responsible use and protection of the environment through conservation and sustainable practices.

---

**Attachments:**

Attachment 1 - SPAR Annual Report (Revised for November 2021)





# Planning Annual Report

## Fiscal Year 2020/2021



Revised for November 2021



## Contents

INTRODUCTION .....	2
SECTION 1: ANNUAL IEUA SERVICE AREA WATER USE .....	2
Current Potable Water Use.....	3
Projected Imported Water Use.....	3
Current Recycled Water Use .....	5
Projected Recycled Water Use.....	6
Projected Regional Water Use .....	7
SECTION 2: GROUNDWATER RECHARGE DELIVERIES .....	9
Historical Groundwater Recharge Deliveries .....	9
Projected Groundwater Recharge Deliveries .....	11
Dry Year Yield .....	12
SECTION 3: SANTA ANA REGIONAL BASEFLOW OBLIGATION .....	13
Santa Ana River Regional Baseflow Obligation .....	13
SECTION 4: WASTEWATER.....	14
Wastewater Actuals.....	14
Wastewater Projections.....	18
APPENDIX A: ACRONYMS .....	20
APPENDIX B: RETAIL AGENCY WATER USE CHARTS .....	22

\*Ten Year Projected EDU Activity located on page 19 revised October 26, 2021

## INTRODUCTION

The Inland Empire Utilities Agency (IEUA) is located in Western San Bernardino County and serves approximately 900,000 residents in a 242-square mile service area. As a regional wastewater treatment agency, IEUA provides wastewater utility services to seven regional contracting agencies (RCAs) under the Chino Basin Regional Sewage Service Contract: cities of Chino, Chino Hills, Fontana, Montclair, Ontario, Upland, and Cucamonga Valley Water District (CVWD) in the city of Rancho Cucamonga. In addition to the RCAs, the Agency provides wholesale imported water from the Metropolitan Water District of Southern California (MWD) to seven retail agencies: the cities of Chino, Chino Hills, Ontario, Upland, CVWD in the city of Rancho Cucamonga, Fontana Water Company in the city of Fontana, and the Monte Vista Water District in the city of Montclair.

In addition to providing these key services, IEUA also produces and distributes high quality recycled water, implements the Chino Basin stormwater/groundwater recharge program, and provides regional water resources planning to ensure reliable, cost-effective environmentally responsible water supplies for current and future customers. The purpose of the Strategic Planning Annual Report (SPAR) is to provide annually updated information about the IEUA service area's potable water, recycled water, groundwater, and wastewater. This report also provides a holistic summary of historic trends, usage patterns, current programs, and future forecasts.

## SECTION 1: ANNUAL IEUA SERVICE AREA WATER USE

IEUA monitors and compiles water use data from each of its retail agencies to track overall water demands and sources of supply. Annual water use is split between potable water usage and the direct use of recycled water. IEUA's regional water usage in FY 20/21 was 202,776 AF (183,242 AF potable usage and 19,534 AF recycled direct usage). Recycled water used for groundwater recharge is not included in this total but can be found in Section 2 of the SPAR.

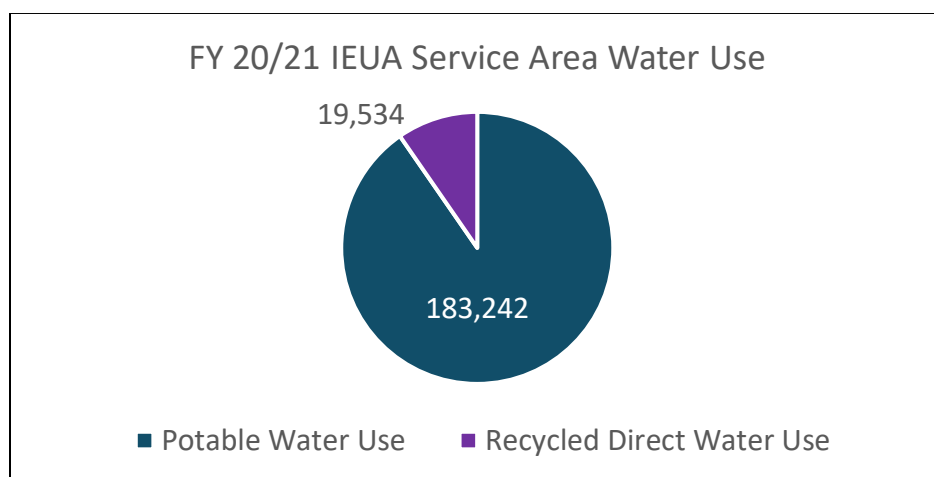


Figure 1 – FY 20/21 IEUA Service Area Water Use

## Current Potable Water Use

Total potable water consumption within IEUA's service area for FY 20/21 was 183,242 AF. This is approximately a 4% increase (7,413 AF) from FY 2019/20 potable consumption of 175,829 AF. The region is now using approximately 11% less potable water than before the recent drought in FY 13/14 when potable consumption was at 205,381 AF. MWD Tier 1 imported water use in the region slightly increased from 66,438 AF in FY 19/20 to 71,444 AF in FY 20/21. Both FY 19/20 and FY 20/21 MWD usage includes Dry Year Yield (DYY) water supplies. For more information on DYY, see "Dry Year Yield" in section 2 of the SPAR. A breakdown of the IEUA regional usage can be found in Table 2, while a breakdown of the retail water agencies' FY 20/21 water usage can be found in Appendix B.

## Projected Imported Water Use

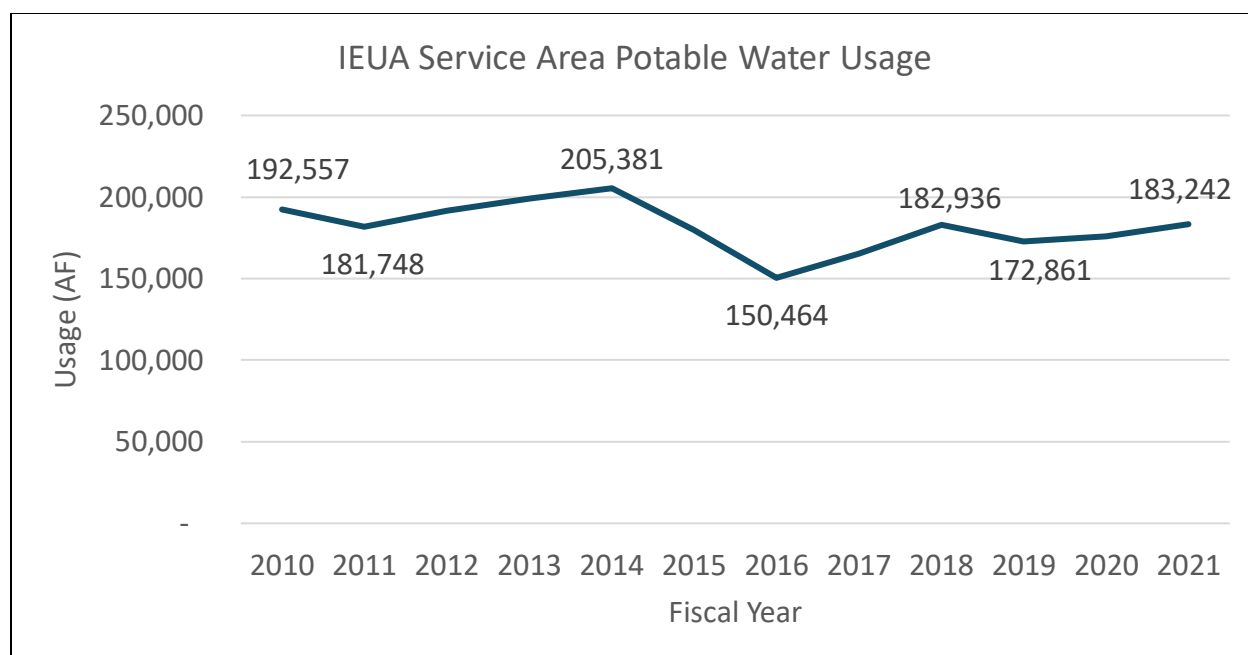
Demands for MWD Tier 1 imported water brought into the region through IEUA were projected to 2045 as part of the 2020 Urban Water Management Plan (2020 UWMP). The 2020 UWMP imported water demand projections were supplied by the retail agencies to IEUA. IEUA expects imported demand to increase over the next 25 years based on the 2020 UWMP projections.

**Table 1 – Projected Imported Water Use Demands by Retail Agency (AF)**

<b>Retail Agency</b>	<b>2025</b>	<b>2030</b>	<b>2035</b>	<b>2040</b>	<b>2045</b>
Chino	5,353	5,353	5,353	5,353	5,353
Chino Hills	7,153	7,367	7,711	7,758	7,802
CVWD	28,369	28,369	28,369	28,369	28,369
FWC	15,000	15,000	15,000	15,000	15,000
MVWD	5,000	5,000	5,000	5,000	5,000
Ontario	11,000	13,000	15,000	17,000	17,000
Upland	5,541	5,541	5,541	5,541	5,541
<b>Total</b>	<b>77,416</b>	<b>79,630</b>	<b>81,974</b>	<b>84,021</b>	<b>84,065</b>

Table 2 – Fiscal Year 2020/2021 Regional Potable Monthly Water Use

		IEUA Service Area Potable Water Use FY20/21 (AF)												
		July	August	September	October	November	December	January	February	March	April	May	June	Total
Purchases from IEUA	Imported MWD	5,020	5,593	5,107	4,141	3,324	2,604	3,177	2,705	3,454	3,497	4,598	5,224	48,444
	DYY Take	3,533	3,333	3,333	2,500	1,500	2,000	-	-	-	2,000	2,600	2,200	23,000
<b>Subtotal</b>		<b>8,553</b>	<b>8,927</b>	<b>8,440</b>	<b>6,641</b>	<b>4,824</b>	<b>4,604</b>	<b>3,177</b>	<b>2,705</b>	<b>3,454</b>	<b>5,497</b>	<b>7,198</b>	<b>7,424</b>	<b>71,444</b>
Production	Chino Groundwater	5,256	5,490	4,736	5,540	4,276	4,390	3,961	3,977	4,284	5,085	5,254	6,437	58,687
	Other Groundwater	2,732	3,042	2,682	2,442	2,070	1,724	1,769	1,568	1,608	1,895	2,054	2,070	25,654
	Local Surface Water	1,795	1,339	1,099	1,074	1,097	827	973	979	870	805	661	462	11,981
<b>Subtotal</b>		<b>9,784</b>	<b>9,871</b>	<b>8,517</b>	<b>9,056</b>	<b>7,443</b>	<b>6,941</b>	<b>6,703</b>	<b>6,524</b>	<b>6,762</b>	<b>7,785</b>	<b>7,968</b>	<b>8,970</b>	<b>96,322</b>
Purchases	CDA	1,315	1,333	1,276	1,607	1,450	1,553	1,519	1,166	1,347	1,252	1,324	1,451	16,593
	CVWD	-	-	-	-	-	-	-	-	-	-	-	-	-
	MVWD	700	803	798	548	335	177	239	342	311	325	536	508	5,621
	SAWCo	1,365	1,142	906	789	755	417	579	489	554	788	885	884	9,552
	West End	203	226	190	183	146	205	139	145	127	160	120	183	2,027
<b>Subtotal</b>		<b>3,583</b>	<b>3,503</b>	<b>3,169</b>	<b>3,127</b>	<b>2,686</b>	<b>2,352</b>	<b>2,476</b>	<b>2,142</b>	<b>2,339</b>	<b>2,525</b>	<b>2,866</b>	<b>3,025</b>	<b>33,794</b>
Sales	Chino Hills	(947)	(1,037)	(1,015)	(833)	(543)	(524)	(317)	(353)	(408)	(634)	(819)	(719)	(8,150)
	Ontario	(47)	(46)	(45)	(45)	(44)	(28)	(44)	(41)	(44)	(42)	(34)	(40)	(500)
	MVWD	(53)	(52)	(51)	(51)	(104)	(87)	(86)	(46)	(50)	(47)	(38)	(45)	(709)
	Upland	(1,318)	(1,149)	(861)	(743)	(657)	(334)	(499)	(449)	(509)	(746)	(851)	(844)	(8,959)
<b>Subtotal</b>		<b>(2,365)</b>	<b>(2,283)</b>	<b>(1,971)</b>	<b>(1,673)</b>	<b>(1,347)</b>	<b>(973)</b>	<b>(946)</b>	<b>(889)</b>	<b>(1,012)</b>	<b>(1,469)</b>	<b>(1,742)</b>	<b>(1,648)</b>	<b>(18,318)</b>
<b>Total</b>		<b>19,555</b>	<b>20,018</b>	<b>18,155</b>	<b>17,151</b>	<b>13,605</b>	<b>12,923</b>	<b>11,411</b>	<b>10,482</b>	<b>11,543</b>	<b>14,338</b>	<b>16,291</b>	<b>17,771</b>	<b>183,242</b>



**Figure 2 – IEUA Service Area Potable Water Use**

## Current Recycled Water Use

IEUA is the wholesale recycled water provider to the RCAs which work as or with retail agencies to directly serve their customers. IEUA contracting/retail water agencies which served recycled water in 2020/21 include:

- City of Chino
- City of Chino Hills
- Cucamonga Valley Water District (CVWD)
- City of Fontana (through FWC)
- City of Montclair (through MVWD)
- City of Ontario
- City of Upland

Fontana Water Company (FWC) and Monte Vista Water District (MVWD) are the water retailers in the Cities of Fontana and Montclair, respectively, but are not IEUA regional contracting agencies. FWC and MVWD retail recycled water obtained from their overlying cities, which are IEUA regional contracting agencies. San Bernardino County is currently a direct use customer of IEUA based on long standing historical contracts. Total recycled water direct use within the region was 19,534 AF in FY 20/21.

**Table 3 – Recycled Water Demand by Agency for FY 20/21**

Retail Agency	Direct Use (AF)	Percent of Direct Demand
Chino	5,643	29%
Chino Hills	1,668	9%
CVWD	1,222	6%
Fontana/FWC	425	2%
Montclair/MVWD	343	2%
Ontario	8,556	44%
Upland	772	4%
IEUA	628	3%
San Bernardino County	277	1%
<b>Total</b>	<b>19,534</b>	<b>100%</b>

## Projected Recycled Water Use

Direct recycled water use in the IEUA service area has been projected out to 2040 in both the 2020 UWMP and as part of the Recycled Water Demand Forecast Technical Memorandum (Demand Forecast). The 2020 UWMP recycled water projections were supplied by the retail agencies to IEUA as part of the 2020 UWMP. The Demand Forecast recycled water projections utilized land use-based demand modeling completed by IEUA in conjunction with the retail agencies in 2015 and were subsequently updated in 2021.

**Table 4 – Projected Recycled Water Direct Use Demand by Retail Agency (AF)**

Retail Agency	Projection Source	2025	2030	2035	2040
Chino	2020 UWMP	4,500	4,500	4,000	3,800
	Demand Forecast	5,498	5,780	5,961	6,178
Chino Hills	2020 UWMP	1,609	1,609	1,609	1,609
	Demand Forecast	1,858	2,047	2,047	2,626
CVWD	2020 UWMP	1,800	2,000	2,000	2,000
	Demand Forecast	2,032	2,288	2,513	2,674
FWC	2020 UWMP	1,000	1,500	2,000	2,500
	Demand Forecast	994	1,392	1,911	2,000
MVWD	2020 UWMP	1,100	1,100	1,100	1,100
	Demand Forecast	359	363	396	398
Ontario	2020 UWMP	12,168	13,465	14,330	16,059
	Demand Forecast	9,188	10,383	10,814	12,820
Upland	2020 UWMP	703	703	703	703
	Demand Forecast	940	1,022	1,062	1,158
<b>Total</b>	<b>2020 UWMP</b>	<b>22,880</b>	<b>24,877</b>	<b>25,742</b>	<b>27,771</b>
	<b>Demand Forecast</b>	<b>20,869</b>	<b>23,275</b>	<b>24,704</b>	<b>27,854</b>



## Projected Regional Water Use

Projected water use was calculated as part of the development of the 2020 UWMP. IEUA collected each retail agencies' projected water use from their respective UWMP and totaled the use to obtain a regional water use projection. Regional water use projections include both potable and recycled water direct use.

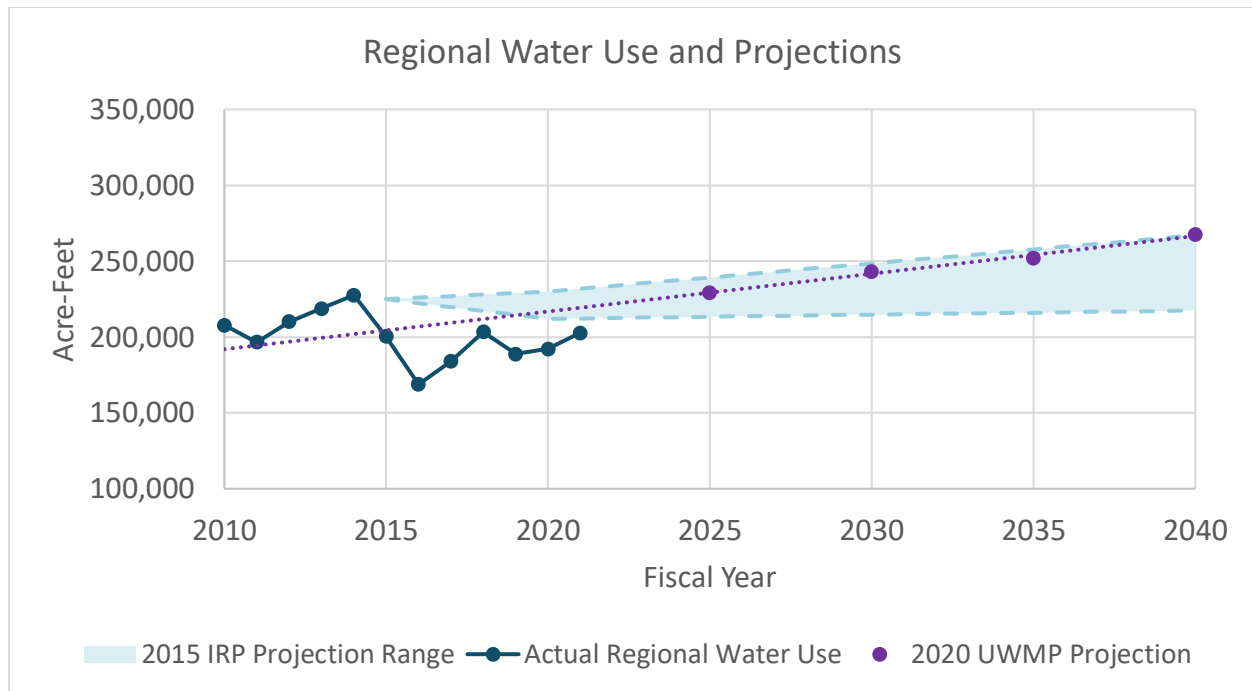
**Table 5 – 2020 UWMP Projected Water Demand by Retail Agency (AF)**

Retail Agency	2025	20302	2035	2040	2045
Chino	20,843	22,310	23,087	23,963	25,108
Chino Hills	17,120	17,334	17,678	17,725	17,769
CVWD	53,369	58,092	59,650	60,949	60,949
FWC	45,593	46,909	47,665	50,442	51,943
MVWD	14,232	14,564	15,175	15,437	15,706
Ontario	52,550	58,513	63,406	73,668	73,668
Upland	25,328	25,328	25,328	25,328	25,328
<b>Total</b>	<b>229,035</b>	<b>243,050</b>	<b>251,989</b>	<b>267,512</b>	<b>270,471</b>

Projected water use was also calculated as part of the 2015 Integrated Resources Plan (2015 IRP), which developed a range of demand possibilities to accommodate for future uncertainty caused by the various demand factors including climate change. This analysis came from demand modeling conducted as part of the 2015 IRP and 2015 Urban Water Management Plan (2015 UWMP), which found that new developments in the region are more water efficient due to changes in the plumbing code, higher density developments with less landscaping, and compliance landscape ordinance requirements set forth in AB1881.

**Table 6 – 2015 IRP Demand Forecast (AF)**

Urban M&I Forecast	2015	2020	2040
High Forecast	225,000	230,000	267,000
Medium Forecast	225,000	220,100	238,600
Low Forecast	225,000	212,000	217,400



**Figure 3 – IEUA Regional Water Use and Projections**

The 2020 UWMP and 2015 IRP both reach approximately 267,000 AF in the year 2040. However, IEUA's actual FY 20/21 regional water use of 202,776 AF (183,242 AF potable use and 19,534 AF recycled direct use) is below the 2020 low demand forecast of 212,000 AF outlined in IEUA's 2015 IRP. A continuous focus on water use efficiency and per capita reductions, as required in SB X7-7, AB 1668, and SB 606 is anticipated to reduce per capita water use and demands. IEUA anticipates a slight increase in FY21/22 water use due to the continually growing population in the region and the general climate change trend of projected temperature increases. However, long-term demands are not expected to exceed the peak 10-year demand reached during FY 13/14.

In addition to the increase in projected water use, an increase to the number of Meter Equivalent Units (MEUs) in the region is also anticipated. For FY 21/22 it is projected that the region will contain 413,826 MEUs, an increase of 4,937 MEUs from FY 20/21's actual MEUs count of 408,889.

**Table 7 – Projected MEUs**

<b>Retail Agency</b>	<b>FY 20/21 Actual MEUs</b>	<b>FY 21/22 Projected MEUs</b>
Chino	39,264	40,238
Chino Hills	39,499	38,924
CVWD	105,805	106,006
FWC	90,162	91,413
MVWD	21,901	21,979
Ontario	76,459	78,166
Upland	32,779	33,966
WVWD*	3,020	3,134
<b>Total</b>	<b>408,889</b>	<b>413,826</b>

*\*IEUA and WVWD have a shared service area for emergency supply*

## **SECTION 2: GROUNDWATER RECHARGE DELIVERIES**

### **Historical Groundwater Recharge Deliveries**

The Chino Basin is one of the largest groundwater basins in Southern California containing approximately 5,000,000 AF of water with an un-used storage capacity of approximately 1,000,000 AF. Groundwater from the Chino Basin accounts for approximately 29% of FY 20/21, regional water supplies. The Chino Basin is an adjudicated basin and has been overseen by the Chino Basin Watermaster (CBWM) since 1978. The basin is dependent on rainfall and supplemental sources for recharge.

IEUA, in coordination with CBWM, the Chino Basin Water Conservation District (CBWCD), San Bernardino County Flood Control District (SBCFCD), the Chino Desalter Authority (CDA), and local agencies capture water for replenishment. Sources include recycled water from IEUA's regional water recycling plants, stormwater and dry weather flow capture, and imported water recharge.

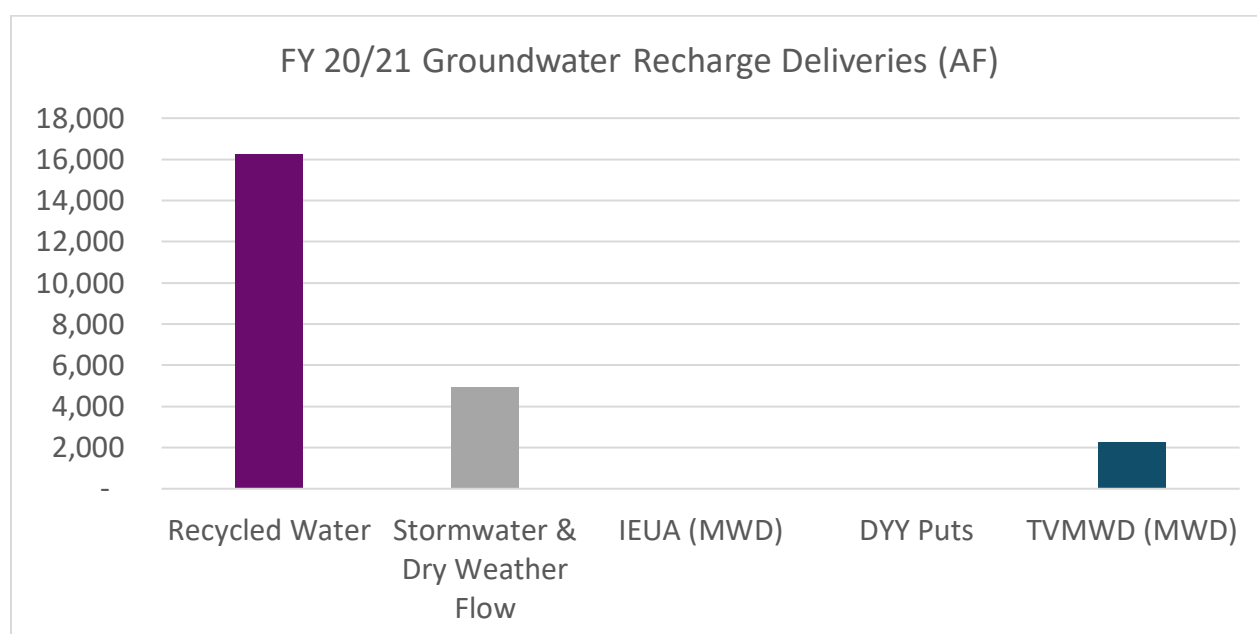
Recharged imported water is either purchased by a local agency, requested by the Chino Basin Watermaster to maintain safe operating yield of the basin, used to blend down recharged recycled water TDS levels, or as part of the Chino Basin Dry-Year Yield (DYY) Program. Total groundwater recharge delivered to the Chino Basin in FY 20/21 was 23,430 AF. Groundwater recharge deliveries is water delivered to recharge facilities and does not take into consideration evaporative or other losses that may occur prior to recharge.

**Table 8 – FY 20/21 Groundwater Recharge Purchases**

Groundwater Recharge Source	Recharge (AF)
Recycled Water	16,253
Stormwater & Dry Weather Flow	4,911
Imported Water	2,266
IEUA (MWD)	0
DYY Puts*	0
TVMWD (MWD)**	2,266
<b>Total</b>	<b>23,430</b>

\*DYY Puts Exclude aquifer storage and recovery

\*\* Three Valleys Municipal Water District (TVMWD) purchases water directly from MWD.

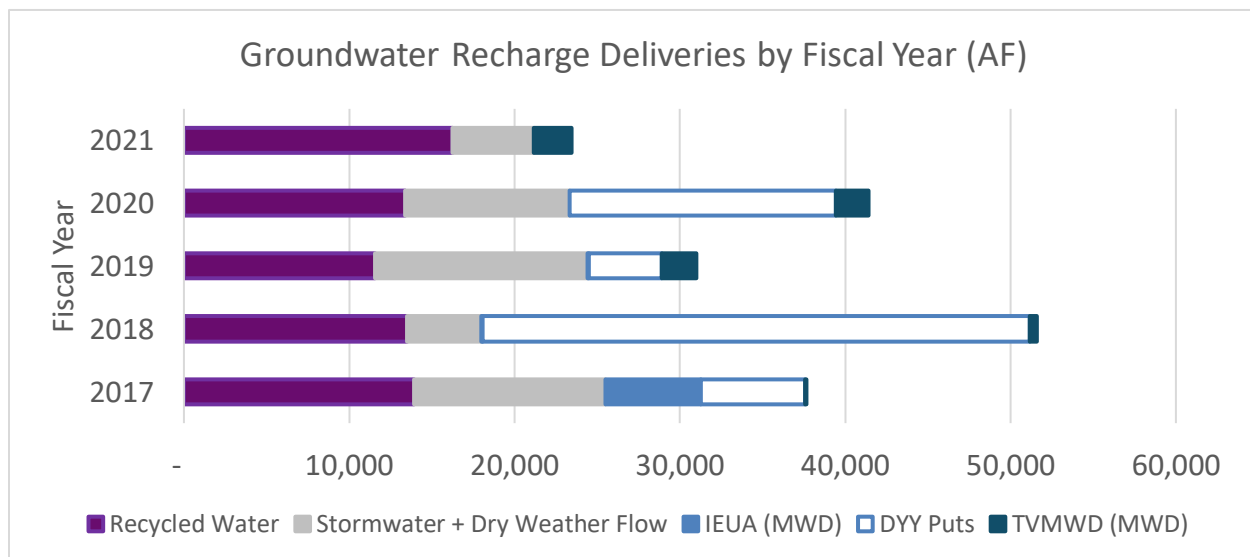
**Figure 4 – FY 20/21 Groundwater Recharge Deliveries**

Recycled water groundwater recharge use was 16,253 AFY in FY 20/21, up 21% from FY 19/20's recycled water ground water recharge of 13,381 AF. Recycled water is recharged by IEUA on behalf of its RCAs and retail water agencies.

**Table 9 – FY 20/21 Recycled Groundwater Recharge Deliveries by Agency**

Retail Agency	Recharge (AF)
Chino	-
Chino Hills	1,463
CVWD	9,336
Fontana/FWC	3,185
Montclair/MVWD	737
Ontario	-
Upland	1,531
<b>Subtotal</b>	<b>16,253</b>

FY 20/21 was a 5 year low for groundwater recharge totals but was also the highest recycled water recharge recorded to date at over 16,000 AF. The overall decrease to recharged is due in part to low precipitation rates reducing stormwater availability and MWD not requesting the storage of any water for the DYY program in FY 20/21.

**Figure 5 – Historical Groundwater Recharge Deliveries**

## Projected Groundwater Recharge Deliveries

It is projected that future groundwater recharge delivery projections will remain at an estimated 16,420 AFY of recycled water as outlined in the 2018 Recharge Master Plan Update. Due to the unpredictability of storm events and variability of imported water for groundwater recharge in the IEUA region, the five-year average was taken to determine the projected recharge of stormwater and dry weather flows and imported water. It is estimated that future groundwater

recharge will contain 8,761 AF of stormwater and dry weather flows and 2,549 AF of imported water. Imported groundwater projections do not include DYY values as continued storage of DYY water is not expected to continue past FY 20/21.

**Table 10 – Projected Groundwater Recharge Deliveries by Source**

Groundwater Recharge Source	Projected Groundwater Recharge (AFY)
Recycled Water	16,420
Stormwater & Dry Weather Flow	8,761
Imported Water (No DYY)	2,549
<b>Total</b>	<b>27,730</b>

## Dry Year Yield

The DYY program provides for the storage of up to 100,000 AF of water in a MWD Storage Account in the Chino Basin pursuant to the Groundwater Storage Program Funding Agreement dated June 2003 and as subsequently amended. Signatories to the Phase I Agreement are:

- Metropolitan Water District of Southern California,
- Inland Empire Utilities Agency
- Three Valleys Municipal Water District
- Chino Basin Watermaster

The DYY Agreement provides for storage of up to 25,000 AF per year unless Chino Basin Watermaster allows for more, and extraction, at MWD's call during dry years, of up to 33,000 AF per year not to exceed the amount of water in the Metropolitan Storage Account (DYY Account). In February 2019, the signatories expanded the extraction provisions so that water could be voluntarily extracted from the DYY Account outside of call years, with approval from the signatories.

From June 2017 through June 2021 a total of 64,830 AF were stored in the DYY Account; 59,894 AF by groundwater recharge and 4,936 AF by Aquifer Storage and Recovery (ASR) injected water. From July 2019 through June 2021 Cucamonga Valley Water District and Fontana Water Company have voluntarily extracted 40,395 AF, leaving the account with a balance of 24,435 AF.



**Table 11 – DYY Account Balance**

<b>DYY Account Balance (June 2017-June 2021)</b>	
<b>“PUTS”</b>	
Recharged Water	59,894
ASR Injection	4,936
<b>“TAKES”</b>	
CVWD	37,895
FWC	2,500
<b>Total</b>	<b>24,435</b>

The voluntary production projection for FY 21/22 is shown in Table 11. Signatories have agreed for Cucamonga Valley Water District and Fontana Water Company to extract the remaining DYY Account balance by June 2022.

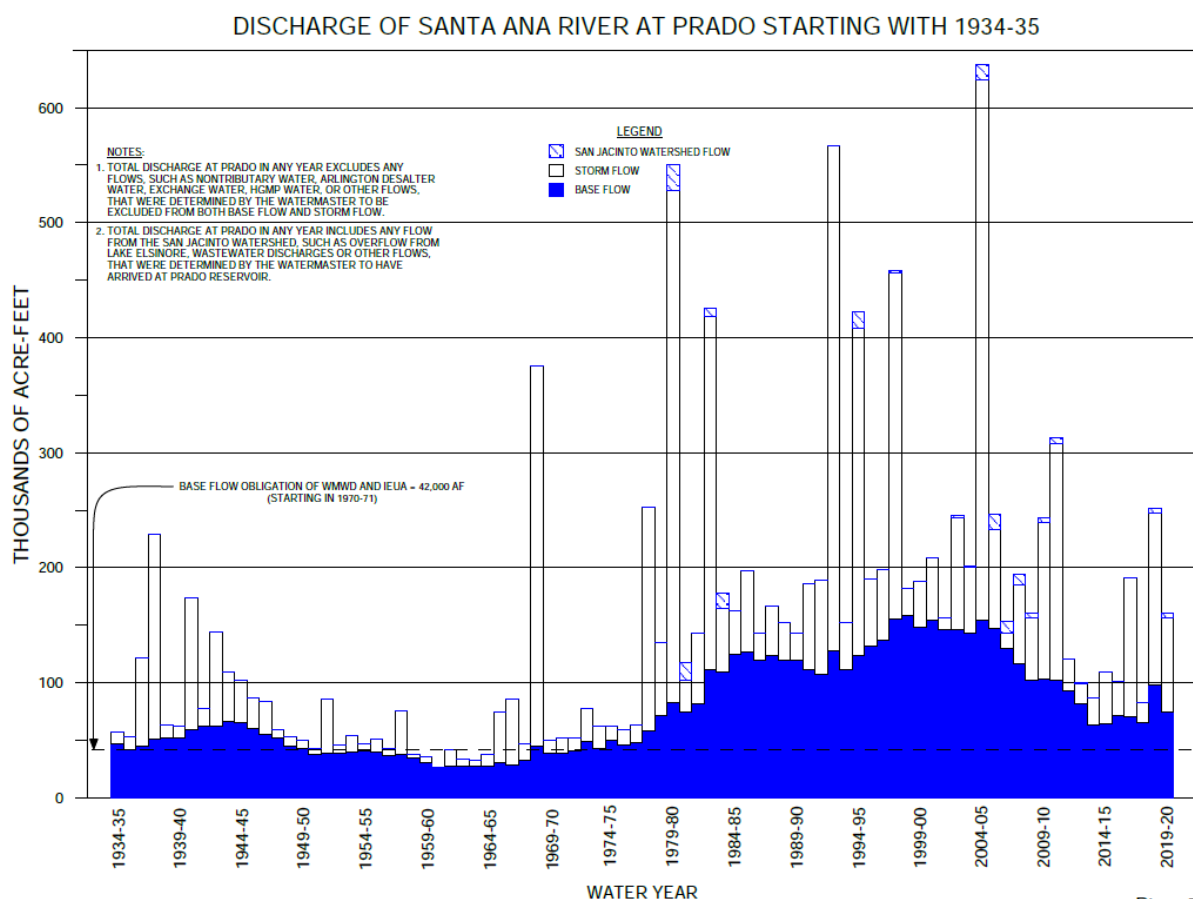
**Table 12 – DYY Voluntary Production Projections**

<b>Agency</b>	<b>Baseline</b>	<b>July-December 2021 Production</b>	<b>Jan-June 2022 Production</b>	<b>Total DYY Voluntary Production</b>
CVWD	5,536	13,000	5,000	18,000
FWC	863	4,000	1,000	5,000

## **SECTION 3: SANTA ANA REGIONAL BASEFLOW OBLIGATION**

### **Santa Ana River Regional Baseflow Obligation**

The Santa Ana River has a regional baseflow obligation established by past judgment. The baseflow obligation is a joint obligation between IEUA and Western Municipal Water District to ensure an average of 42,000 AF at Prado Dam. The minimum baseflow obligation was reduced to 34,000 AF after 1986 as long as no cumulative baseflow debt exists. In Water Year 2019/2020, baseflow at Prado Dam was 74,465 AF. More information about the Santa Ana River baseflow obligation can be found in the Santa Ana River Watermaster Annual Report (<https://www.wmwd.com/292/Santa-Ana-Watermaster-Reports>).

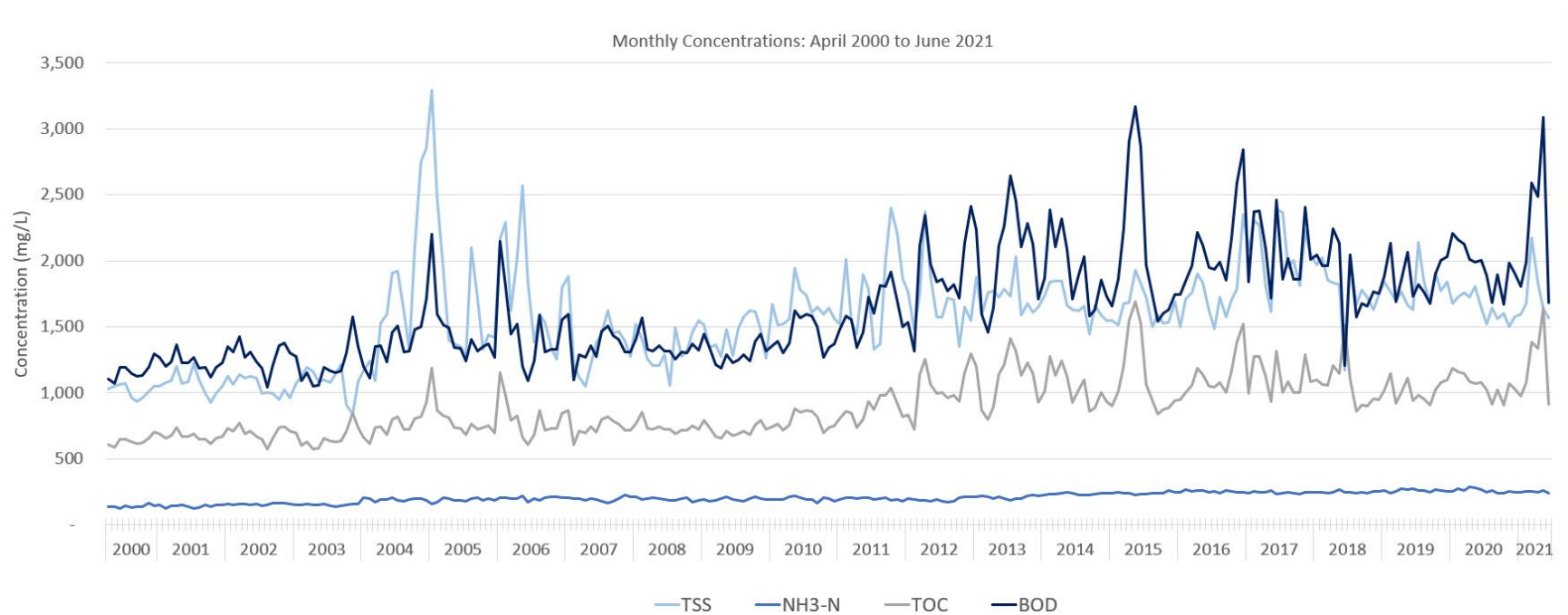


**Figure 6 – Discharge of Santa Ana River at Prado**  
**Source: Santa Ana River Watermaster Annual Report 2019-2020**

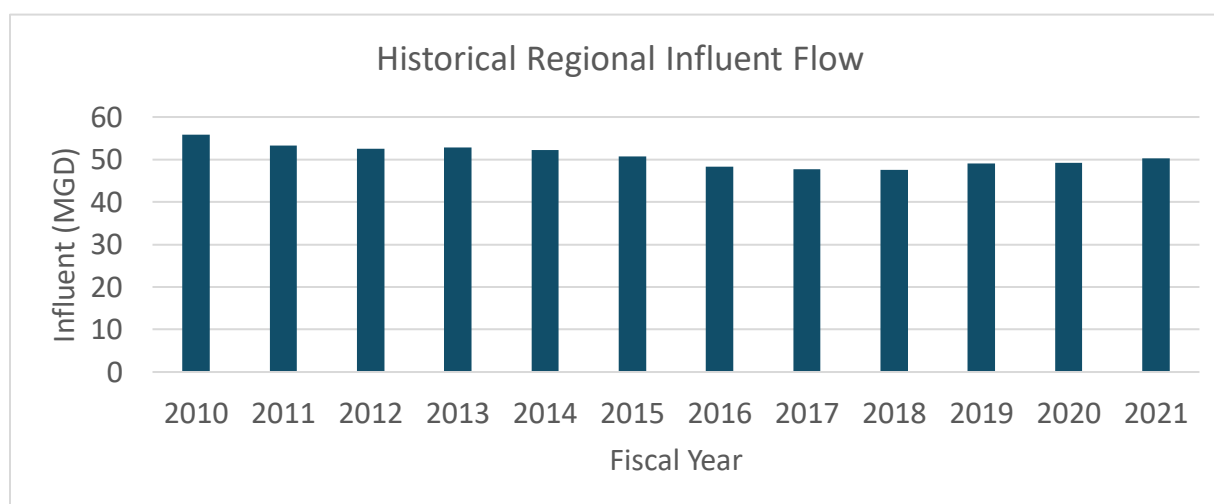
## SECTION 4: WASTEWATER

### Wastewater Actuals

Over the past decade the IEUA service area has experienced an increase in indoor water use efficiency as a direct result of drought, shifting public policy, more efficient building and plumbing codes, and effective conservation program campaigns. This increased efficiency has decreased the volume of wastewater flows received by IEUA treatment plants by approximately 10% since 2010. While the flows have continued to decrease, the regional population has continued to grow. The combination of an increased population but reduced wastewater flow has resulted in an increase in the strength of the wastewater coming into IEUA's treatment facilities. This trend of increased wastewater strength is expected to continue as both the population and regional water efficiency continue to increase. Current and future wastewater treatment plant expansions are driven by the increased strength of wastewater flows to the facilities, rather than the volume of flows to the facilities.



**Figure 7 – Monthly Concentrations: April 2000 – June 2021**



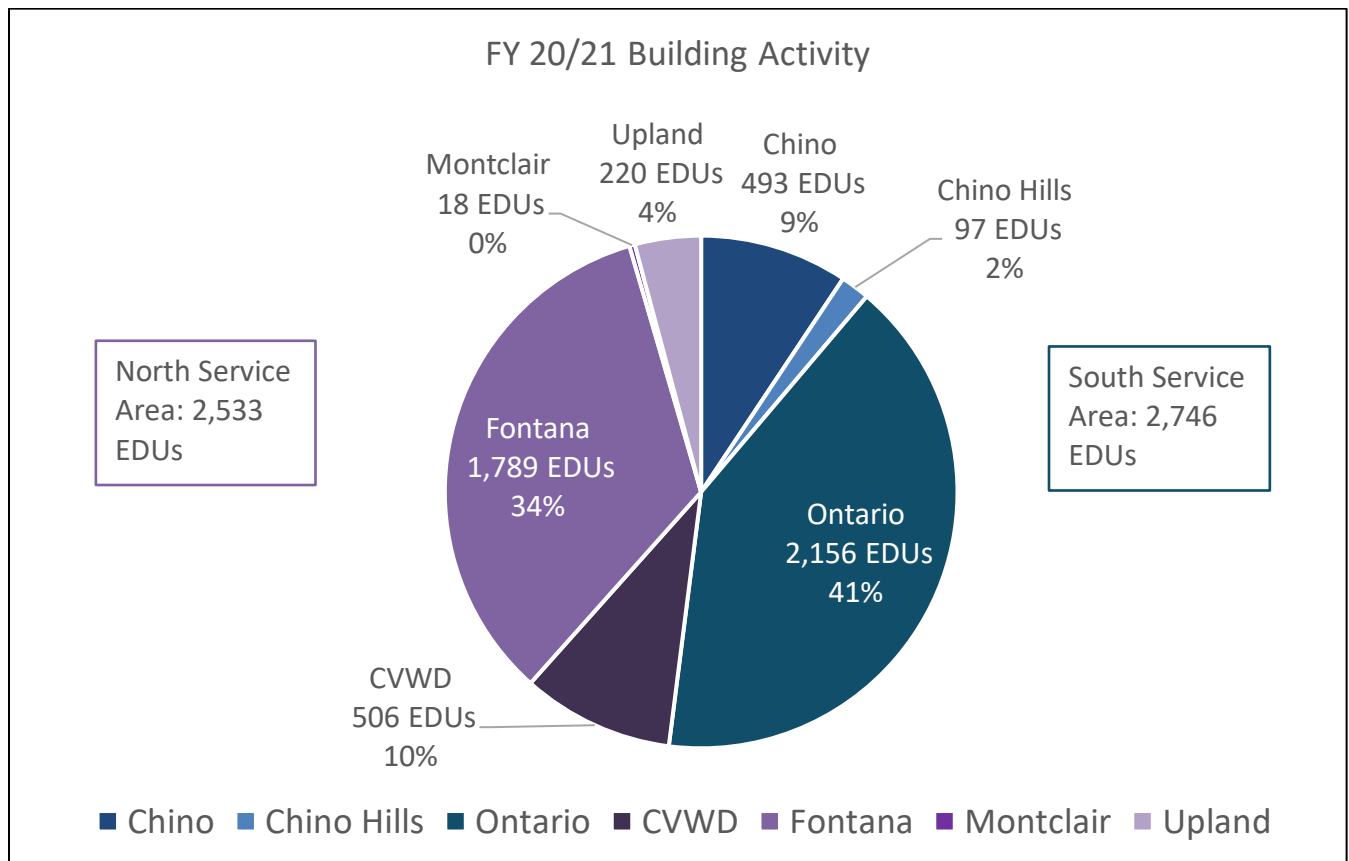
**Figure 8 – Historical Regional Influent Flows**

While wastewater flows have decreased from FY 09/10, recycled water use has increased. This increase in recycled water utilization can be attributed to the San Bernardino Avenue Lift Station and the Montclair Lift Station. The Montclair Lift Station pumps wastewater from portions of Montclair, Upland, and Chino to IEUA's RP-1 and CCWRF treatment plants. The San Bernardino Ave Pump Station pumps a portion of the flow from the City of Fontana to IEUA's RP-4 treatment plant. Together, these lift stations help shift flows that would naturally flow from one portion of the service area to a different treatment plant to balance flows and keep water in the northern portion of the service area. This shift in flows allows IEUA to maximize the potential for recycled water use. These lift stations also increase regional system flexibility and allow the treatment plants to operate as an interconnected system.

Equivalent Dwelling Unit (EDU) activity has increased from FY 19/20 to FY 20/21 with the addition of 5,281 EDUs to the region compared to the addition of only 3,435 EDUs the previous fiscal year. The additional EDUs added in FY 20/21 are 3,732 EDUs lower than the RCAs projections of 9,013 EDUs and 1,281 EDUs more than the IEUA Budgeted Projections of 4,000 EDUs. Two sets of projections exist to allow for conservative estimates on both the flow and financial aspects of EDUs. The RCAs projections are required under the Regional Sewage Service Contract and serve as a planning tool for plant treatment capacity. Under the Regional Sewage Service Contract, RCAs who report EDU projections that are lower than what the regional experiences may have building moratoriums imposed. For this reason, the RCAs may make projections conservatively high. Budgeted projections on the other hand are used by IEUA to project future needs. To ensure fund availability, budgeted projections are conservatively low. The result of both sets of projections is the assumption that projections are conservative, ensuring IEUA treatment plants can handle the added load while also ensuring the agency does not over project fund availability.

**Table 13 – Historical EDU Activity**

Building Activity for Last Five Fiscal Years (FY 15/16 through FY 19/20)			
Year	Building Activity (EDUs)	Budgeted Projections (EDUs)	RCAs Projections (EDUs)
FY 15/16	4,787	4,330	5,849
FY 16/17	5,189	3,000	5,277
FY17/18	5,223	4,000	5,442
FY 18/19	3,459	4,000	6,149
FY 19/20	3,435	4,000	6,390
FY 20/21	5,281	4,000	9,013

**Figure 9 – FY 20/21 Building Activity**

## Wastewater Projections

Wastewater flow forecasts are conducted annually and are based on four main components: (1) historical wastewater flow trends; (2) per dwelling unit wastewater generation factors, based on the 2015 Wastewater Facilities Master Plan Update (WWFMPU) projections; (3) actual influent flows measured at the treatment plants; and (4) expected future growth numbers provided by the RCAs. These projections are used to determine future demands on the Agency's facilities and help anticipate the need for modifications to treatment plants and solids handling facilities.

The WWFMPU identified the projected flows to the treatment plants in 2035 through 2060. The WWFMPU estimates that there will be a regional flow of 73.5 MGD by 2035 and an ultimate/build-out flow of 80 MGD by 2060. The increase in flows implies that there will be facility expansions over the next 20 years.

In 2021, the RCAs completed a survey of their 10-year capacity demand forecast. The results of the 10-year capacity demand forecast survey are summarized in Table 12. For FY 2021/22, the forecasted activity was 13,538 EDUs. Over the next ten years, activity was projected to total 100,857 EDUs region wide. Approximately 77% of this projected activity is a result of new development in the service areas of Ontario and Fontana. Over the next ten years, building activity is projected to be approximately 80% residential and 20% commercial/industrial.



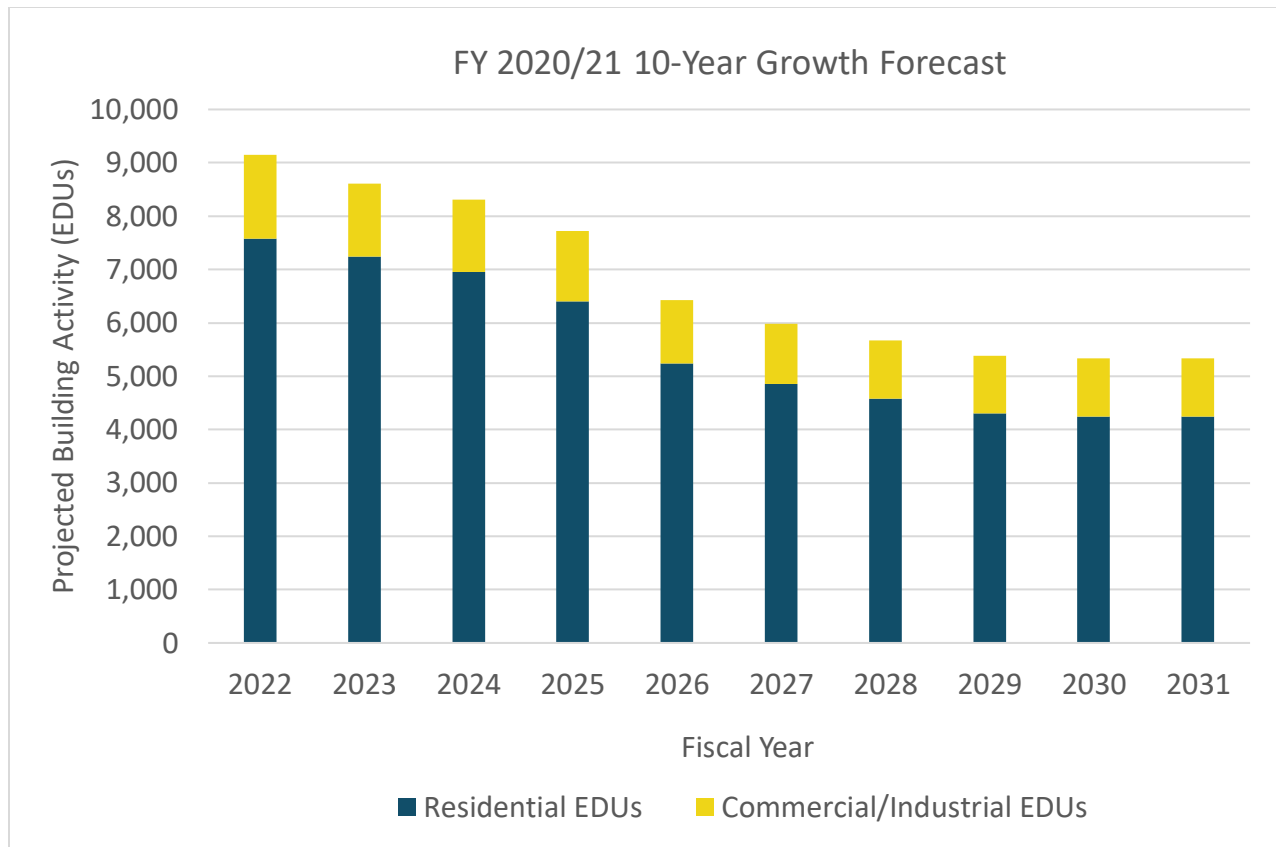


Figure 10 – FY 20/21 10-Year Growth Forecast

Table 14 – 10 Year Projected EDU Activity\*\*

Fiscal Year	Chino EDUs	Chino Hills EDUs	CVWD EDUs	Fontana EDUs	Montclair* EDUs	Ontario EDUs	Upland EDUs	Total EDUs
FY 21/22	434	138	2,050	1,792	474	3,780	476	9,144
FY 22/23	396	361	2,050	1,863	106	3,382	456	8,614
FY 23/24	396	570	1,650	1,935	26	3,382	351	8,310
FY 24/25	396	391	1,250	2,011	26	3,382	271	7,727
FY 25/26	396	200	890	2,089	26	2,660	176	6,437
FY 26/27	395	276	490	2,171	26	2,520	100	5,978
FY 27/28	285	231	490	2,171	26	2,410	55	5,668
FY 28/29	285	1	490	2,171	26	2,410	0	5,383
FY 29/30	235	1	490	2,171	26	2,410	0	5,333
FY 30/31	235	1	490	2,171	26	2,410	0	5,333
<b>TOTAL</b>	<b>3,453</b>	<b>2,170</b>	<b>10,340</b>	<b>20,545</b>	<b>788</b>	<b>28,746</b>	<b>1,885</b>	<b>67,927</b>

*\*The City of Montclair's forecasts have been extended from last Fiscal Year as a completed 2021 10-year capacity demand forecast was not completed. \*\*EDU values revised October 26, 2021.*

## **APPENDIX A: ACRONYMS**

**AF: Acre Feet**

**AFY: Acre Feet per Year**

**ASR: Aquifer Storage and Recovery**

**CBWCD: Chino Basin Water Conservation District**

**CBWM: Chino Basin Water Master**

**CDA: California Desalter Authority**

**CVWD: Cucamonga Valley Water District**

**DYY: Dry Year Yield Program**

**EDU: Equivalent Dwelling Unit**

**FWC: Fontana Water Company**

**IEUA: Inland Empire Utilities Agency**

**IRP: 2015 Integrated Resource Plan**

**MEUs: Meter Equivalent Units**

**MGD: Million Gallons per Day**

**MVWD: Monte Vista Water District**

**MWD: Metropolitan Water District of Southern California**

**SPAR: Strategic Planning Annual Report**

**RCAs: Regional Contracting Agencies**

**SAR: Santa Ana River**

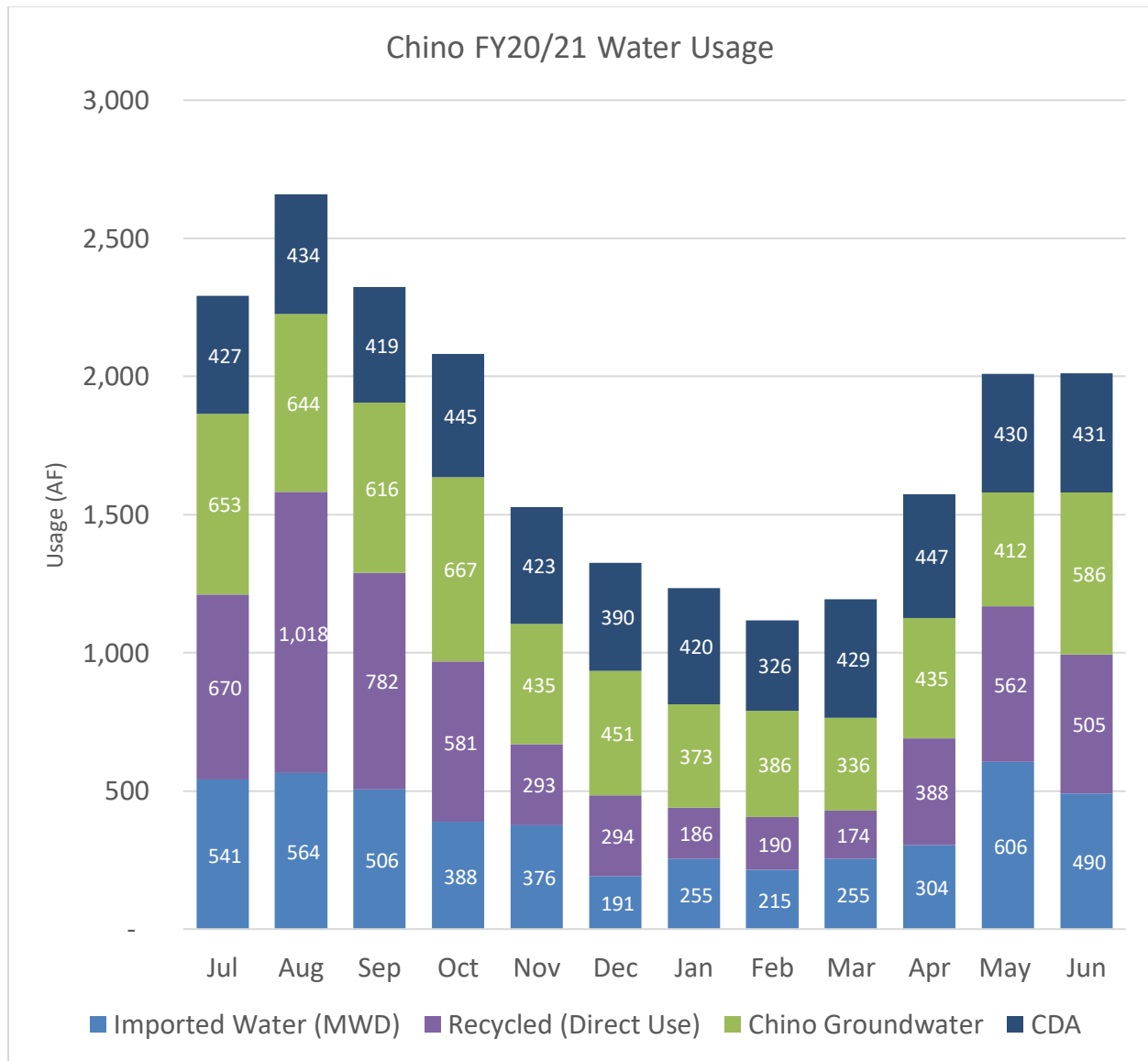
**SBCFCD: San Bernardino County Flood Control District**

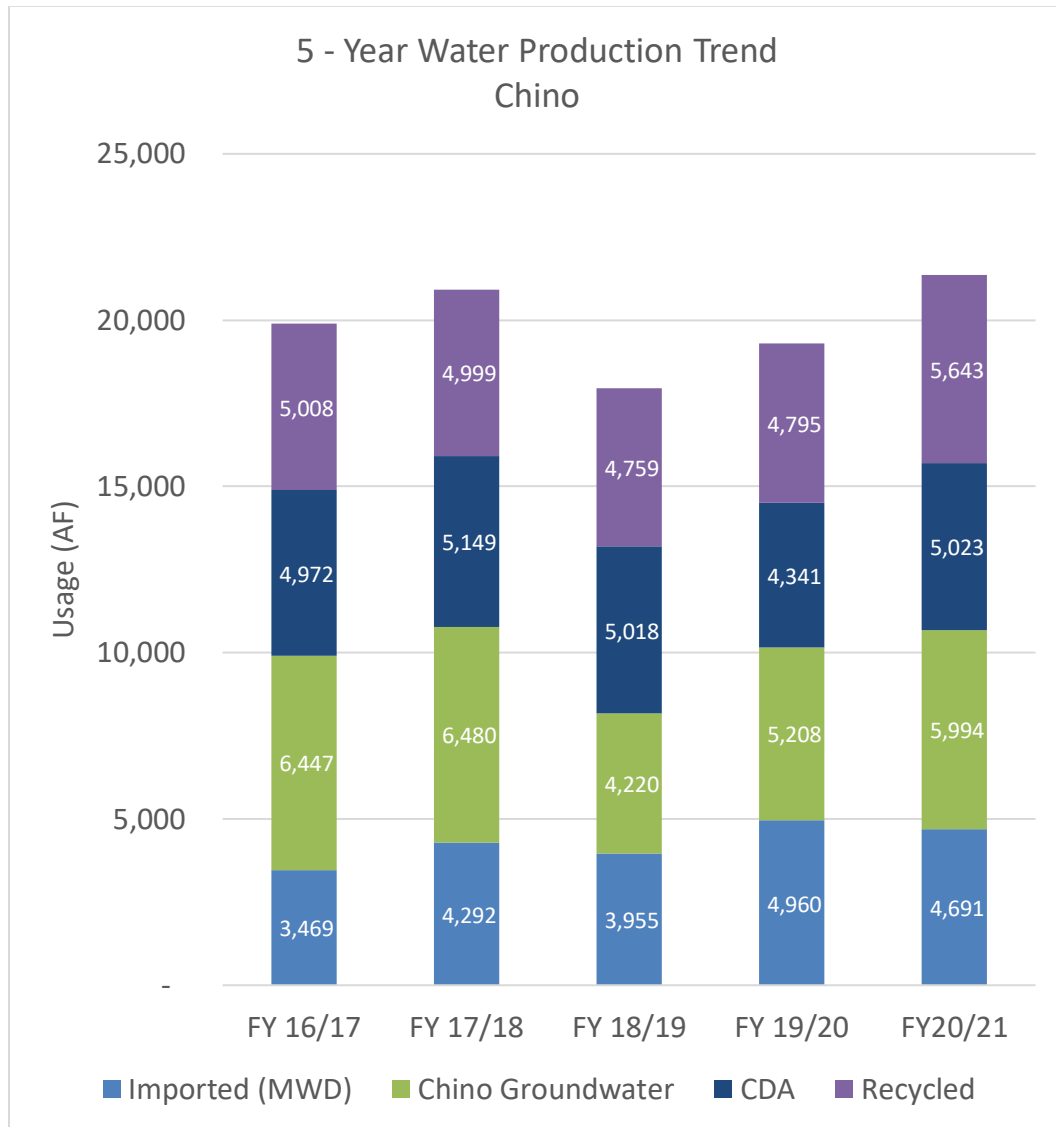
**UWMP: Urban Water Management Plan**

**WVMWD: West Valley Municipal Water District**

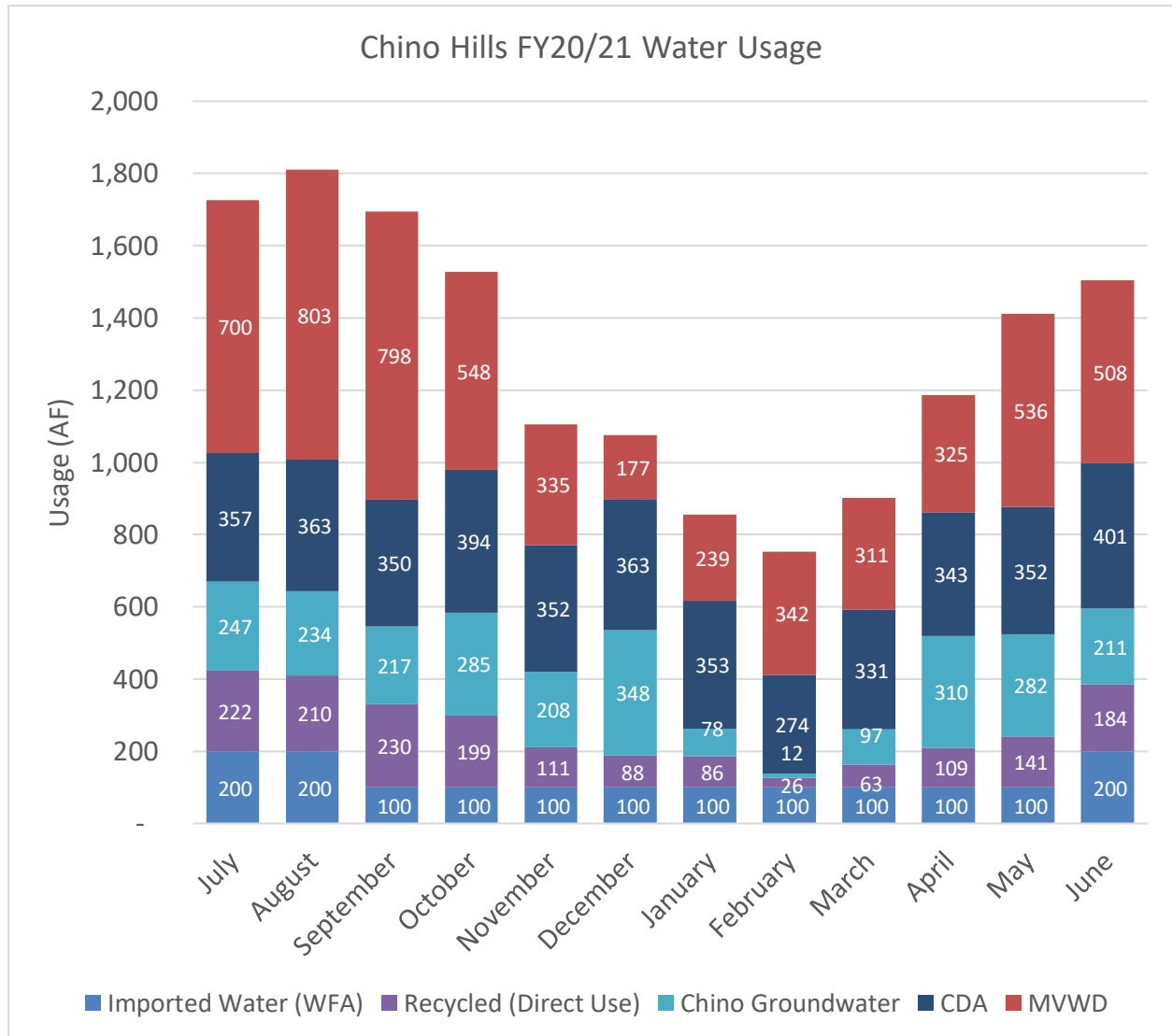
**WWFMPU: 2015 Wastewater Facilities Master Plan Update**

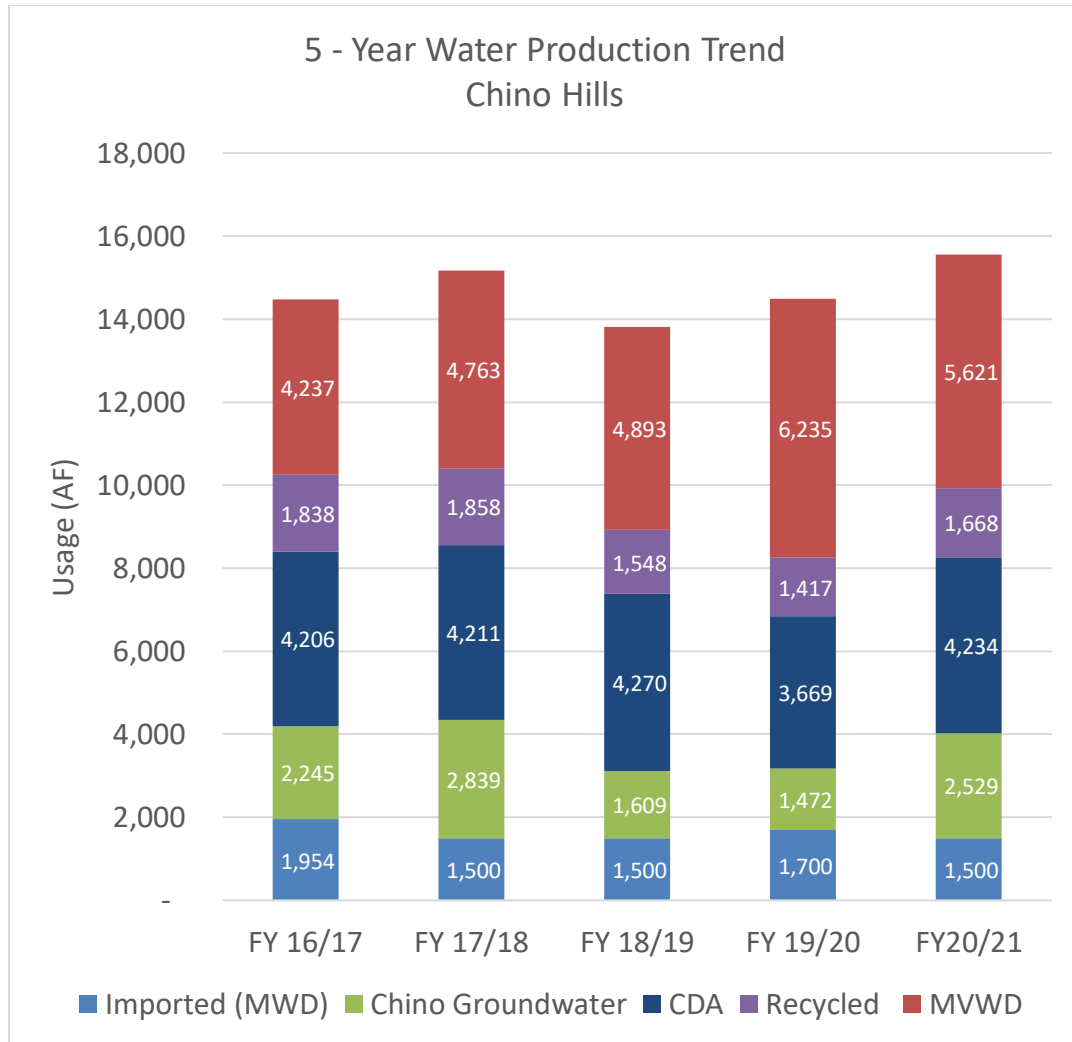
## **APPENDIX B: RETAIL AGENCY WATER USE CHARTS**

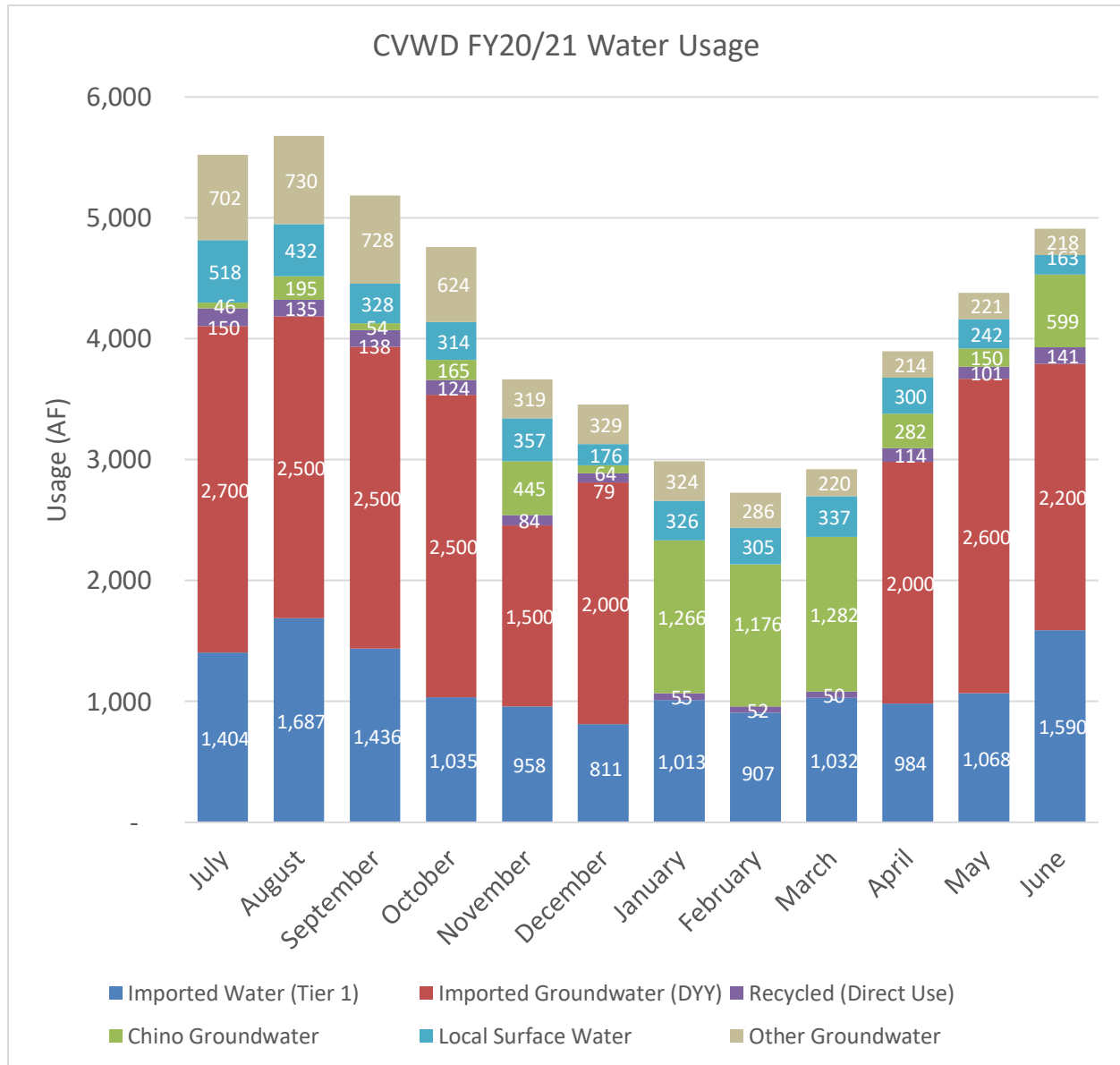


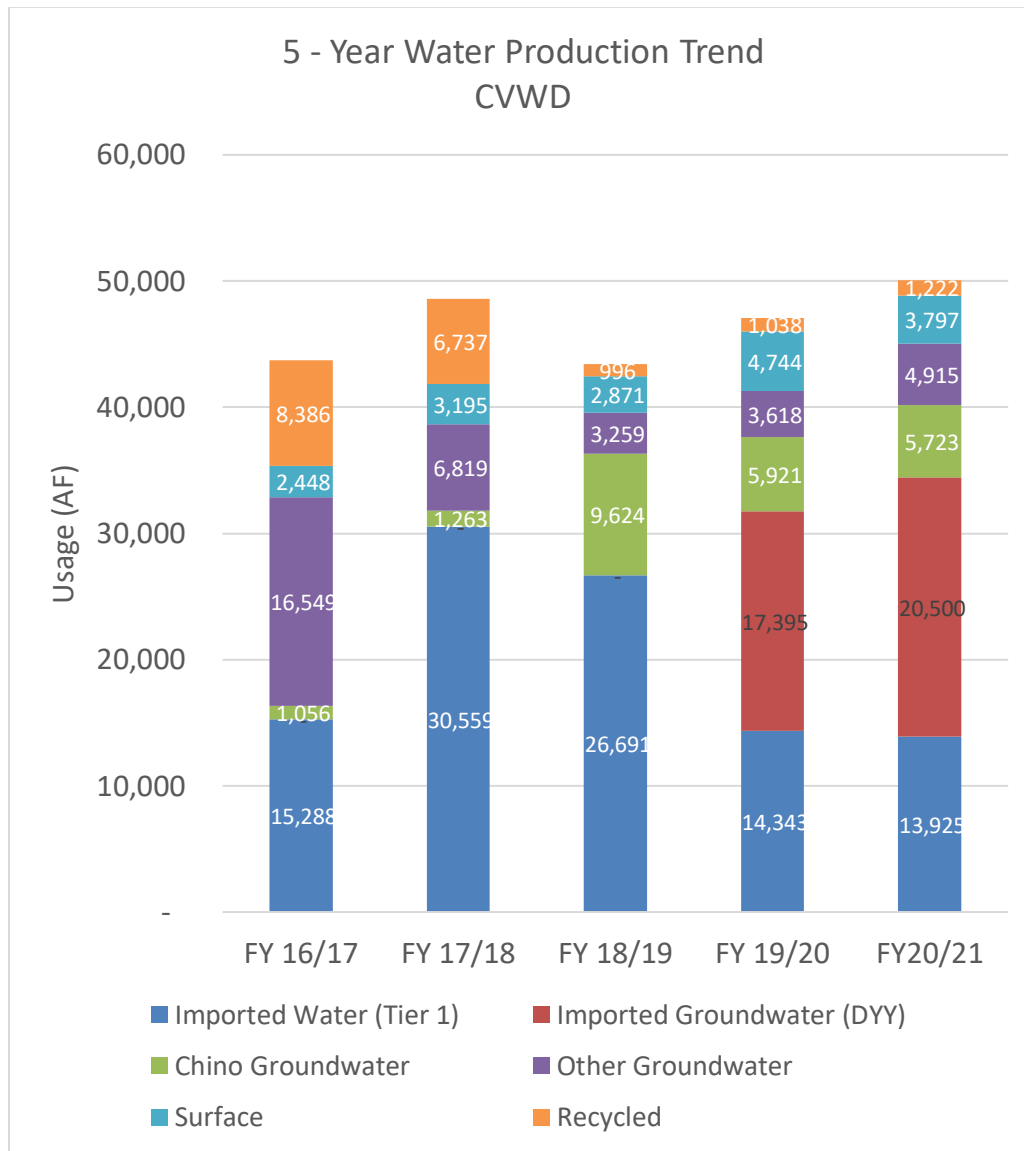


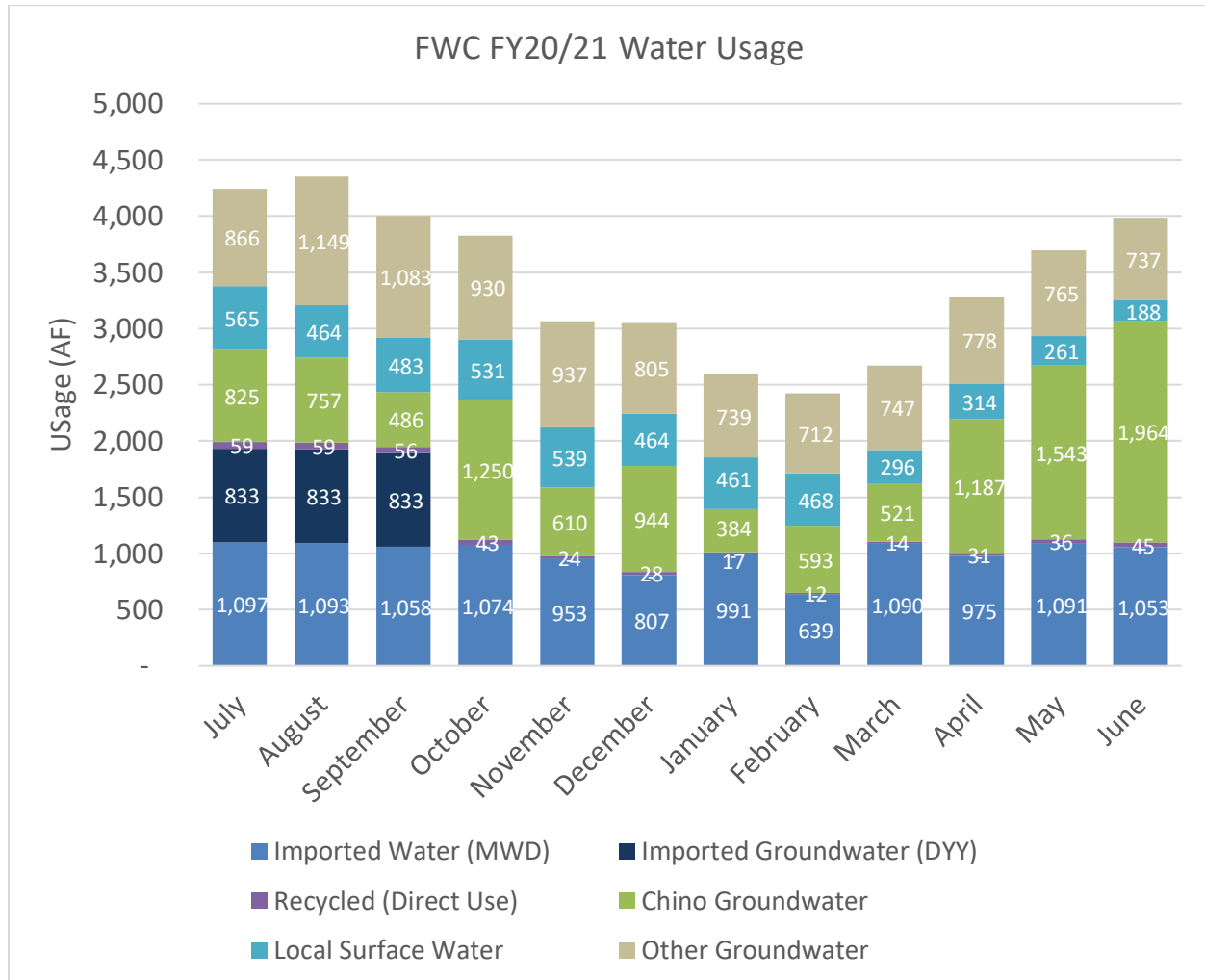


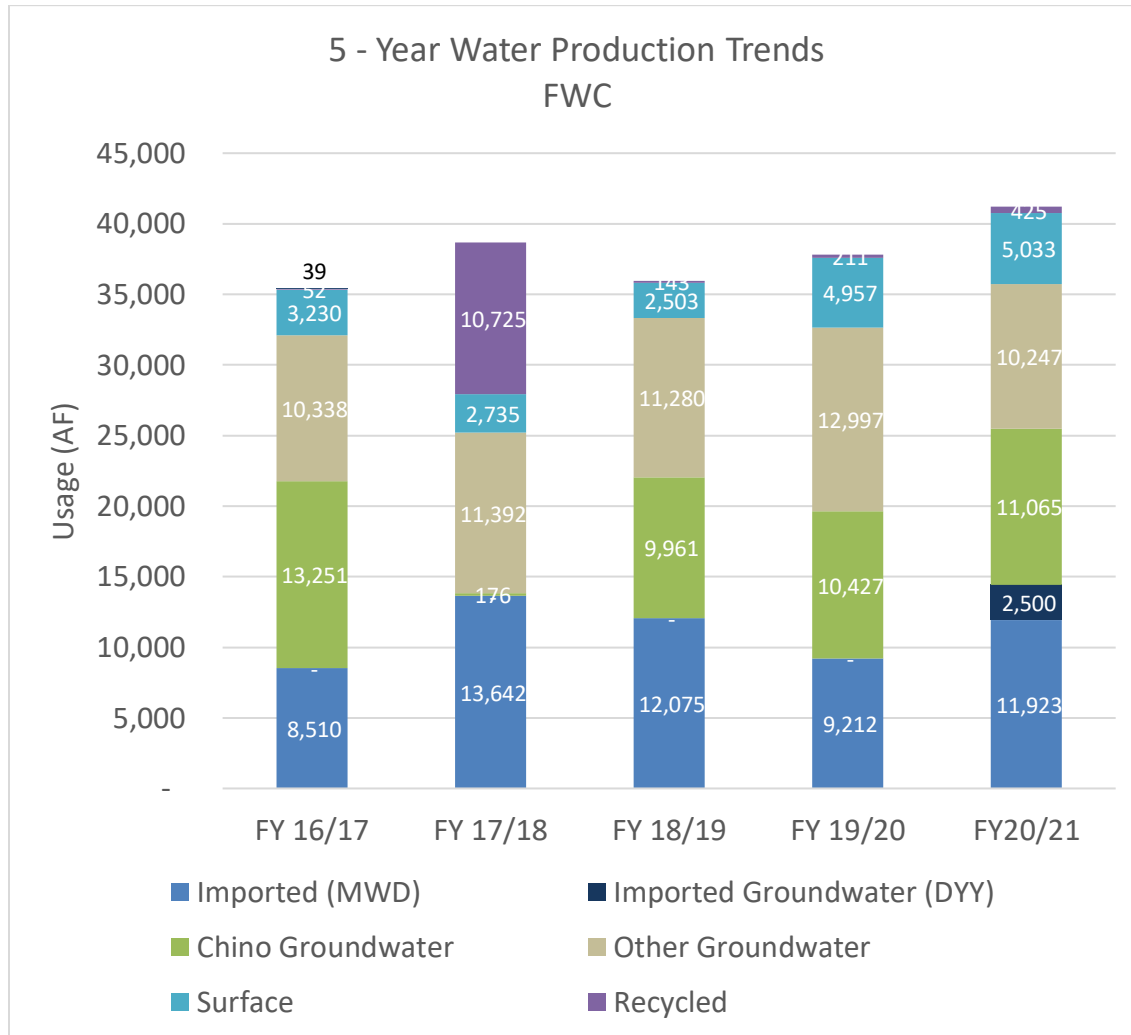




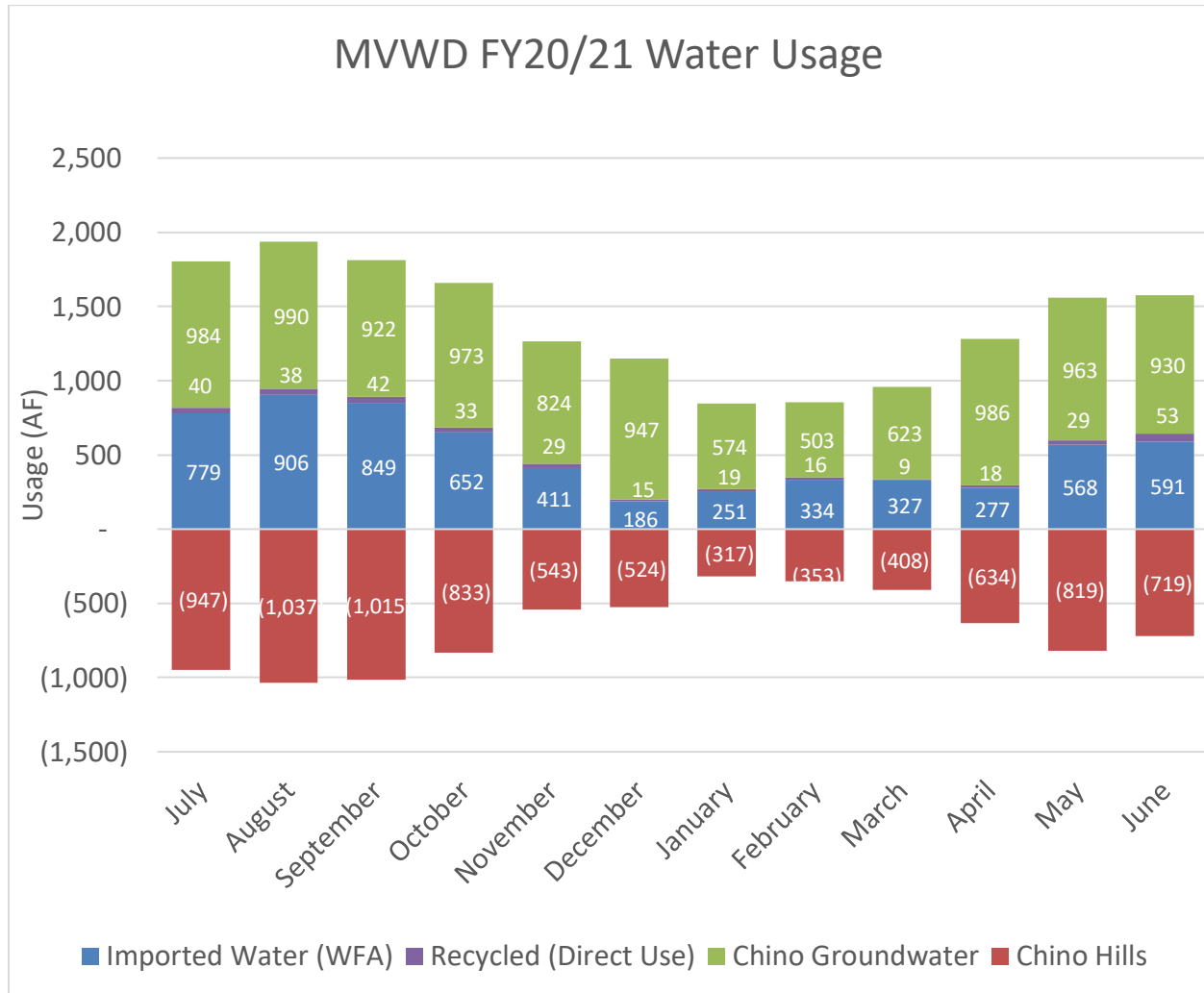


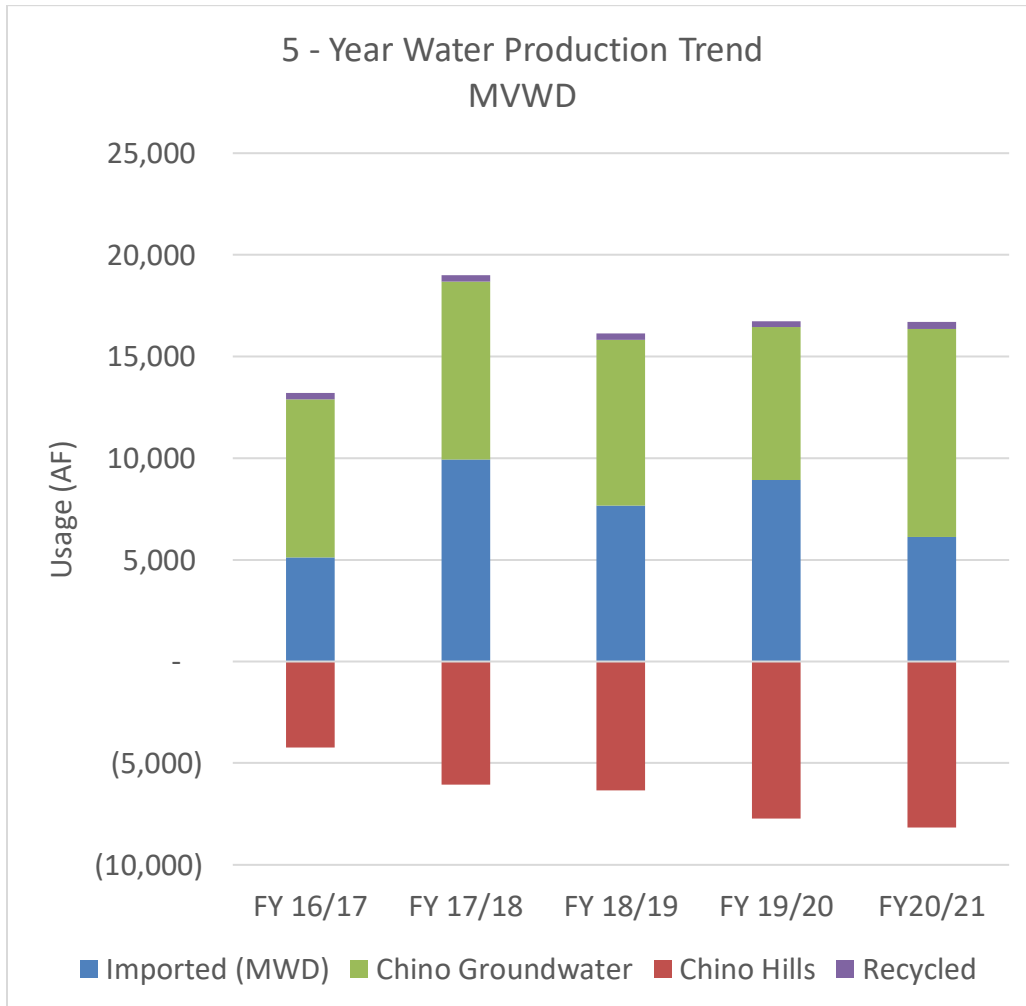


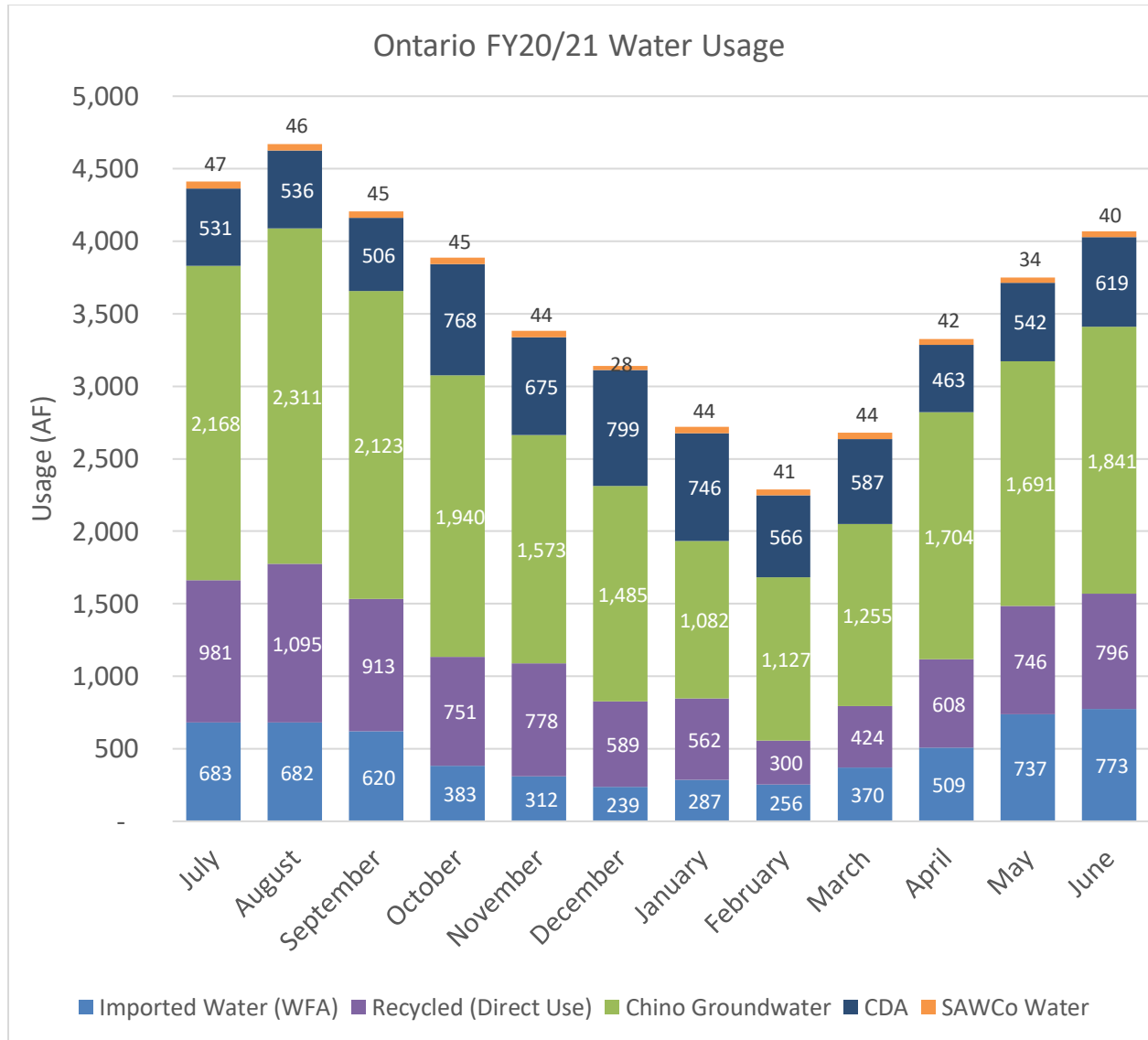


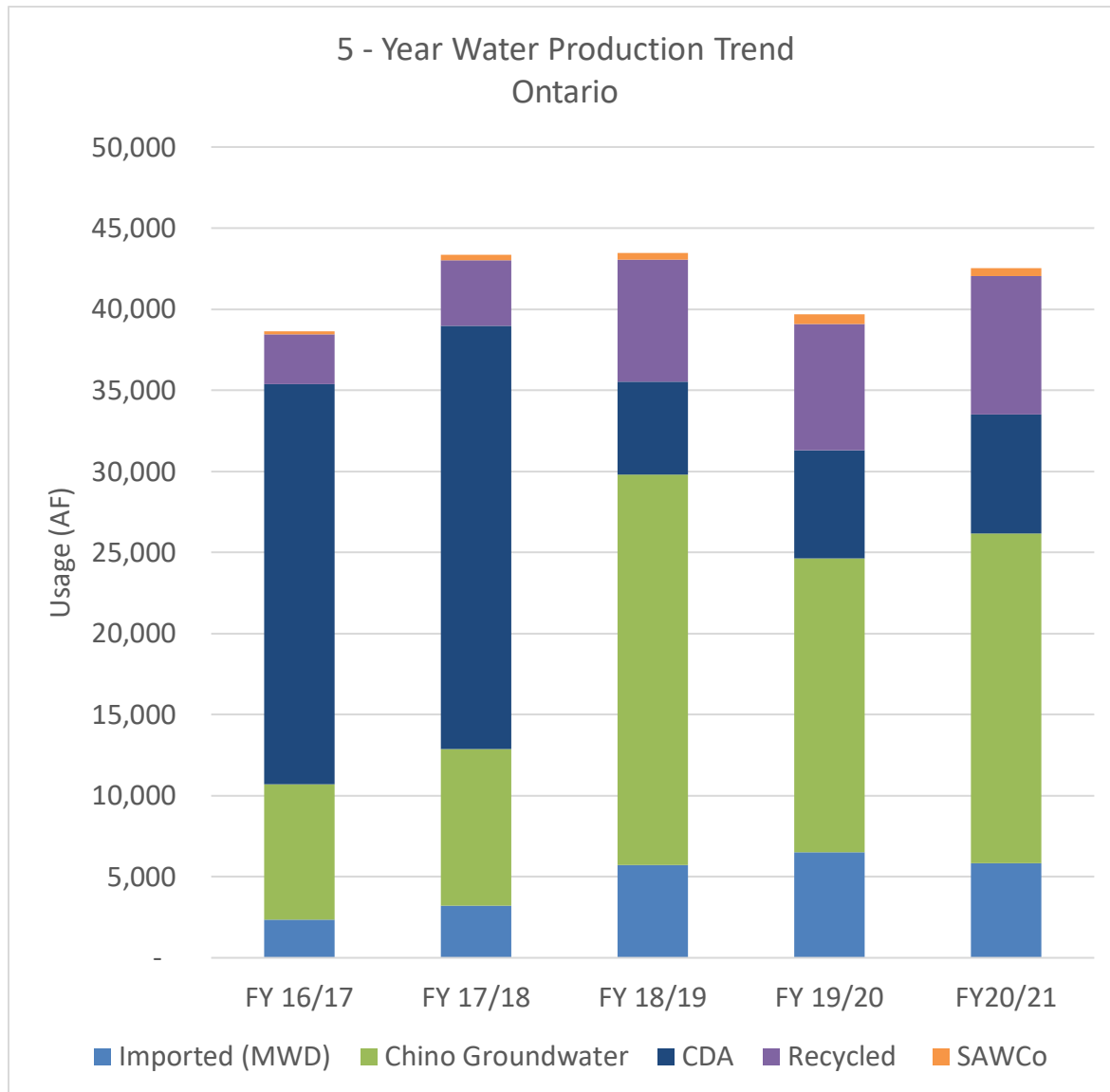


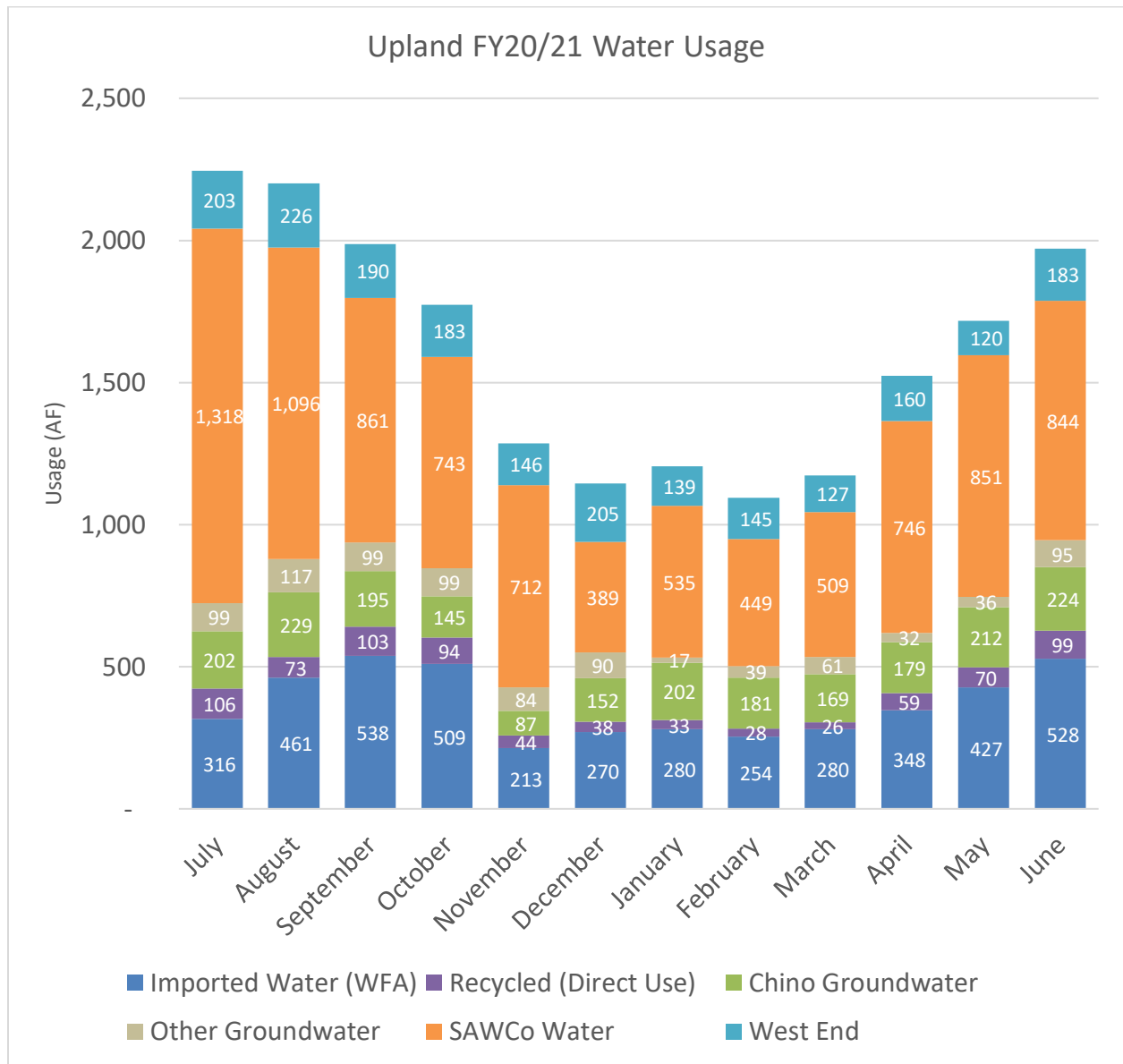


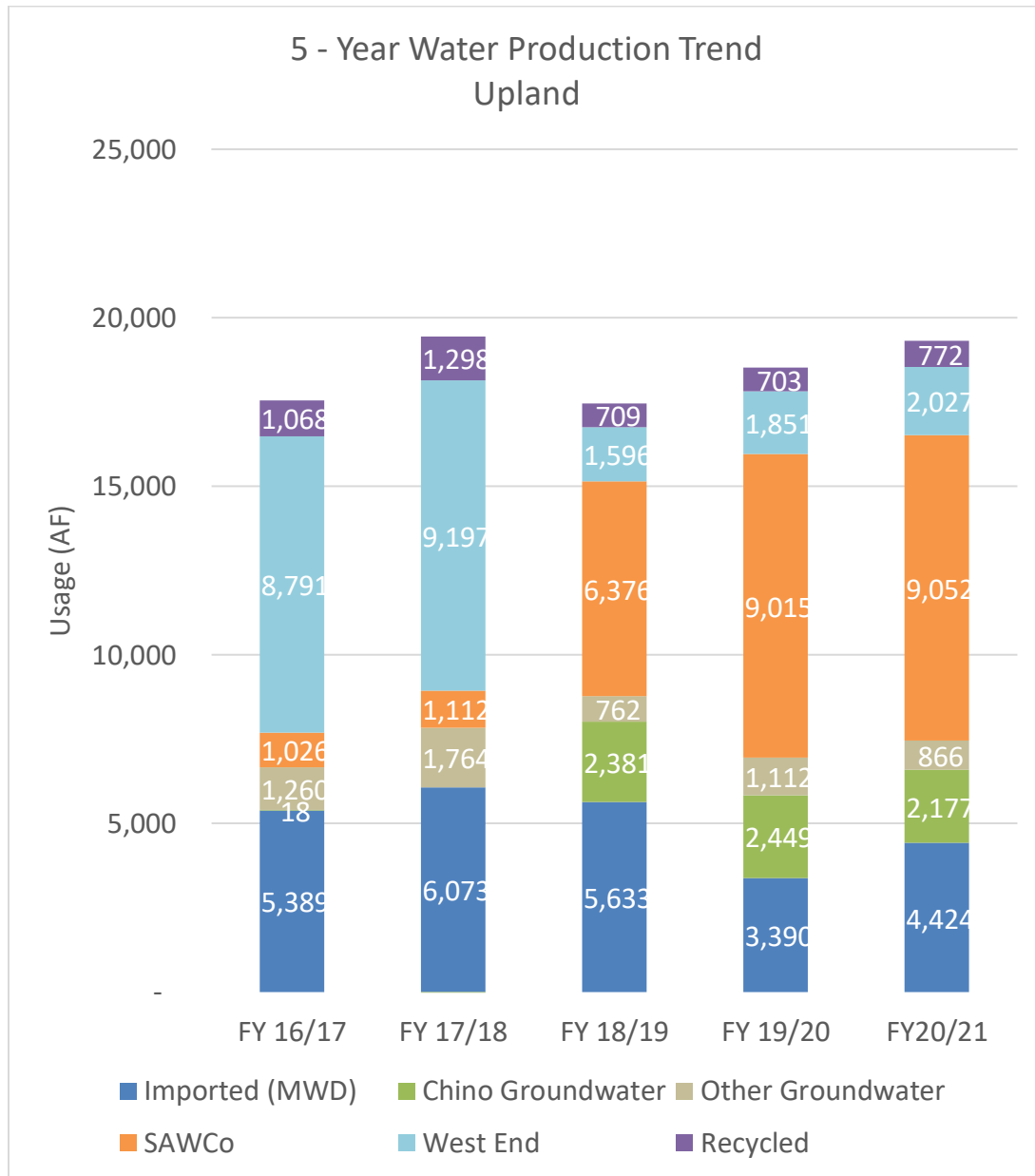














**INFORMATION  
ITEM**

**3J**

**Date:** November 17, 2021

**To:** The Honorable Board of Directors

*ADD*  
**From:** Shivaji Deshmukh, General Manager

**Committee:**

**Executive Contact:** Javier Chagoyen-Lazaro, Acting Exec Manager of Finance & Admin/AGM

**Subject:** Treasurer's Report of Financial Affairs

---

**Executive Summary:**

The Treasurer's Report of Financial Affairs for the month ended September 30, 2021 is submitted in a format consistent with the State requirements.

For the month of September 2021, total cash, investments, and restricted deposits of \$512,042,613 reflects a decrease of \$15,380,175 compared to the total of \$527,422,788 reported for August 2021. The decrease can be primarily attributed to the RP-5 Expansion Project expenditures. As a result, the average days cash on hand for the month ended September 2021 decreased from 234 days to 201 days.

The unrestricted Agency investment portfolio yield in September 2021 was 0.892 percent, a slight increase of 0.042 percent compared to the August 2021 yield of 0.850 percent. The change in yield is attributed to market conditions and a slight increase in earnings yield of managed investments.

---

**Staff's Recommendation:**

The Treasurer's Report of Financial Affairs for the month ended September 30, 2021 is an information item for the Board of Director's review.

---

**Budget Impact** Budgeted (Y/N): ☐ Amendment (Y/N): ☐ Amount for Requested Approval:

Account/Project Name:

*Fiscal Impact (explain if not budgeted):*

**Prior Board Action:**

On October 20, 2021 the Board of Directors received the Treasurer's Report of Financial Affairs for the month ended August 31, 2021.

---

**Environmental Determination:**

Not Applicable

---

**Business Goal:**

The Treasurer's Report of Financial Affairs is consistent with the Agency's Business Goal of Fiscal Responsibility in providing financial reporting that accounts for cash and investment activities to fund operating requirements and to optimize investment earnings.

---

**Attachments:**

Attachment 1 - Background

Attachment 2 - PowerPoint

Attachment 3 - Treasurer's Report of Financial Affairs

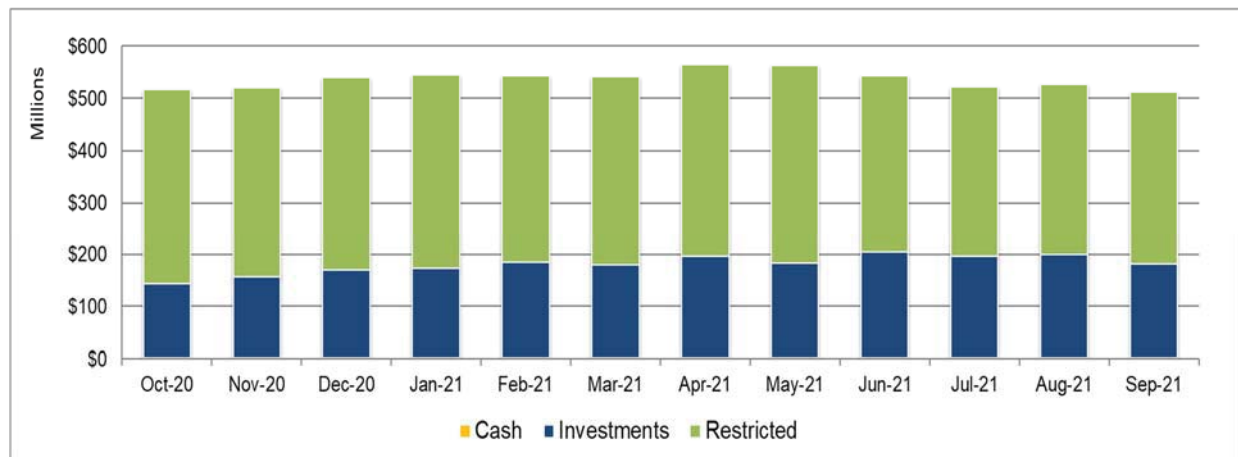
## Background

### Subject: Treasurer's Report of Financial Affairs

The Treasurer's Report of Financial Affairs for the month ended September 30, 2021 is submitted in a format consistent with State requirements. The monthly report denotes investment transactions that have been executed in accordance with the Agency's Investment Policy (Resolution No. 2021-4-2).

Agency total cash, investments, and restricted deposits for the month of September 2021 was \$512.0 million, a decrease of \$15.4 million compared to the \$527.4 million reported for the month ended August 2021 as shown in Figure 1. The decrease can be attributed primarily to the RP-5 Expansion Project expenditures.

**Figure 1: Cash, Investments, and Restricted Deposits**



An Inter-American Development Bank Notes classified as a U.S. Instrumentalities/Supranational investment was added to the Agency's portfolio. This is a United States dollar denominated senior unsecured unsubordinated obligations issued or unconditionally guaranteed by the Inter-American Development Bank with a superior rating of "AAA" by S&P and "Aaa" by Moody's.

One of the securities held in the Agency's portfolio, Walt Disney Company Corporate Notes, maturing on March 4, 2022, is rated by Standard & Poor's as BBB+ as a result of the negative operating environment due to COVID restrictions. The security remains in compliance with the Agency's Investment Policy and the California Government Code, as it is still rated "A2" by Moody's and "A-" by Fitch.

PFM will continue to focus on investment discipline and maintaining a neutral duration strategy to ensure current investments align with the Agency's Investment Policy's goals of preservation of capital in the overall portfolio, provide sufficient liquidity to meet to operating requirements, and attain a market rate of return throughout budgetary and economic cycles.

Table 1 represents the unrestricted Agency investment portfolio by authorized investment and duration with a total portfolio amount of \$178.8 million. The Agency portfolio excludes cash and restricted deposits in the amount of \$333.2 million held by member agencies and with fiscal agents, including \$164.4 million in capitalized interest and debt proceeds for the RP-5 Expansion Project

**Table 1: Agency Portfolio**

Authorized Investments	Allowable Threshold (\$ million or %)	Investment Value as of September 30, 2021 (\$ million)				Average Yield %	Portfolio% (Unrestricted)
		Under 1 Year	1-3 Years	Over 3 Years	Total		
<b>LAIF*- Unrestricted</b>	\$75	\$55.1	\$0.0	\$0.0	\$55.1	0.206%	30.81%
<b>CAMP** – Unrestricted</b>	n/a	2.6			2.6	0.050%	1.43%
<b>CBB*** – Sweep</b>	40%	8.8			8.8	0.100%	4.93%
<b>Sub-Total Agency Managed</b>		<b>\$66.5</b>	<b>\$0.0</b>	<b>\$0.0</b>	<b>\$66.5</b>	<b>0.186%</b>	<b>37.17%</b>
<b>Brokered Cert. of Deposit</b>	30%	\$1.6	\$1.5	\$0.0	\$3.1	1.307%	1.76%
<b>Medium Term Notes</b>	30%	4.8	8.4	5.6	18.8	2.052%	10.49%
<b>Municipal Bonds</b>	10%		0.4	1.7	2.1	0.986%	1.20%
<b>Supranational Bonds</b>	20%		1.7		1.7	0.520%	0.93%
<b>US Treasury Notes</b>	n/a		28.7	26.3	55.0	1.285%	30.74%
<b>US Gov't Securities</b>	n/a	2.6	13.3	15.7	31.6	0.976%	17.72%
<b>Sub-Total PFM Managed</b>		<b>\$9.0</b>	<b>\$54.0</b>	<b>\$49.3</b>	<b>\$112.3</b>	<b>1.31%</b>	<b>62.83%</b>
<b>Total</b>		<b>\$75.5</b>	<b>\$54.0</b>	<b>\$49.3</b>	<b>\$178.8</b>	<b>0.892%</b>	<b>100.0%</b>

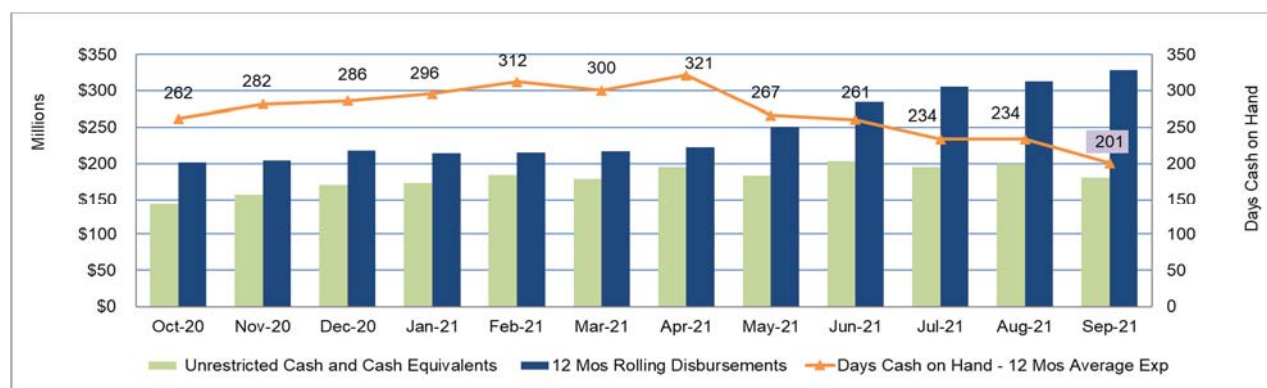
\*LAIF – Local Agency Investment Fund

\*\*CAMP – California Asset Management Program

\*\*\* CBB – Citizens Business Bank

Average days cash on hand is calculated by using the monthly ending balance of unrestricted cash and cash equivalents divided by disbursements associated with operating expenses, debt service costs, and capital expenditures. The average days cash on hand for the month ended September 2021 decreased from 234 days to 201 days as shown in Figure 2.

**Figure 2: Days Cash on Hand – 12 Month Rolling Average**



Monthly cash and investment summaries are available on the Agency's website at:

<https://www.ieua.org/read-our-reports/cash-and-investment/>





# Treasurer's Report of Financial Affairs for Month Ended September 30, 2021

Javier Chagoyen-Lazaro

Acting Exec. Manager of Finance & Accounting/AGM

November 2021



# Agency Liquidity

- Decrease in overall yield is attributed to change in earnings yield in managed investment accounts

Description	September \$ Millions	August \$ Millions	Increase / (Decrease) \$ Millions
Investment Portfolio	\$178.8	\$198.3	(\$19.5)
Cash and Restricted Deposits	\$333.2	\$329.1	\$4.1
<b>Total Investments, Cash, and Restricted Deposits</b>	<b>\$512.0</b>	<b>\$527.4</b>	<b>(\$15.4)</b>
Investment Portfolio Yield	0.892%	0.850%	0.042%
Weighted Average Duration (Years)	1.51	1.37	0.14
Average Cash on Hand (Days)	201	234	(33)

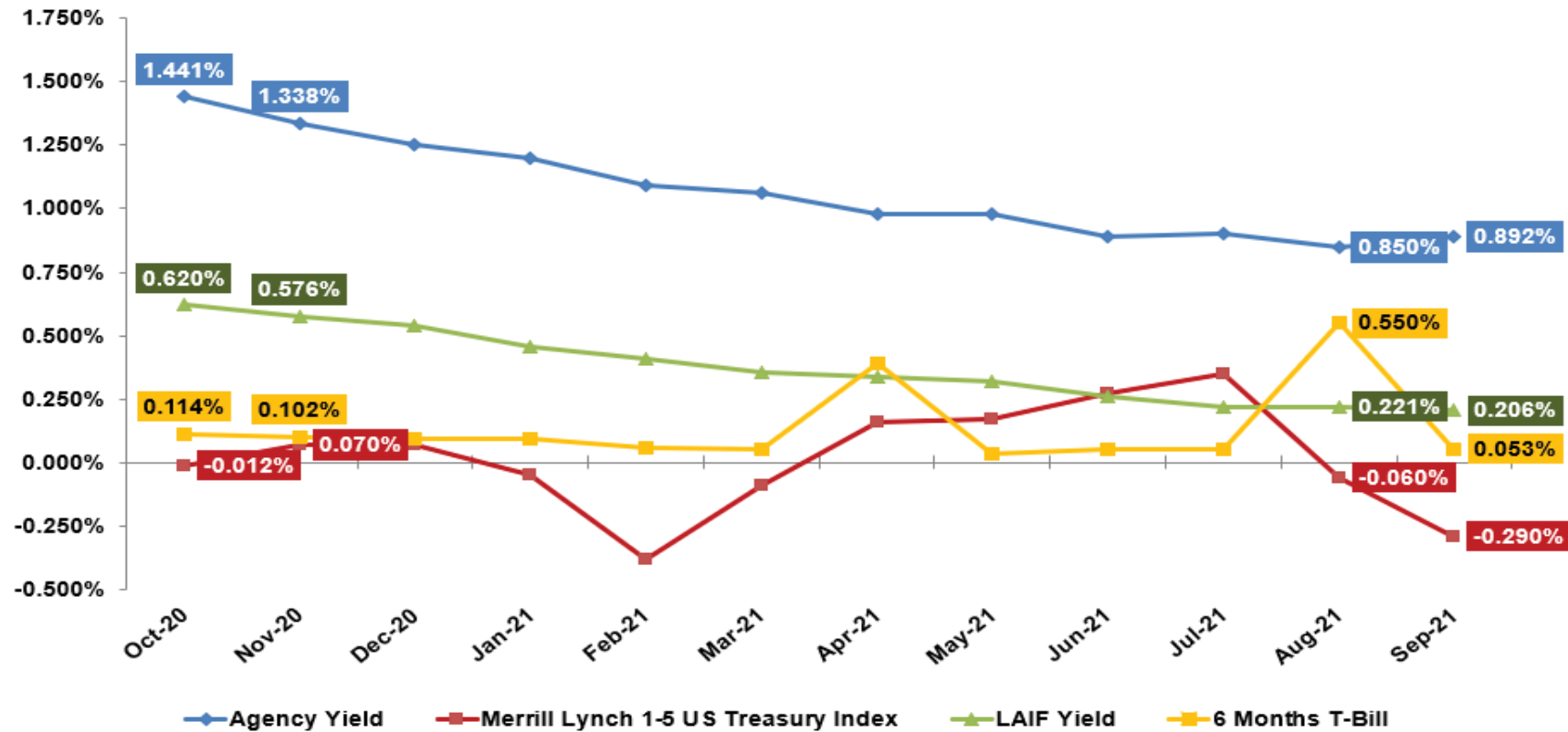
Monthly cash and investment summaries available at: <https://www.ieua.org/read-our-reports/cash-and-investment/>

# Agency Investment Position

Authorized Investments	Allowable Threshold (\$ million or %)	Under 1 Year	1 – 3 Years	Over 3 Years	Total	Average Yield %	Portfolio % (Unrestricted)
Local Agency Investment Fund	\$75	\$55.1	\$0.0	\$0.0	\$55.1	0.206%	30.81%
California Asset Management Program	n/a	2.6			2.6	0.050%	1.43%
Citizens Business Bank – Sweep	40%	8.8			8.8	0.100%	4.93%
<b>Sub-Total Agency Managed</b>		<b>\$66.5</b>	<b>\$0.0</b>	<b>\$0.0</b>	<b>\$66.5</b>	<b>0.187%</b>	<b>37.17%</b>
Brokered Certificates of Deposit (CD)	30%	\$1.6	\$1.5	\$0.0	\$3.1	1.307%	1.76%
Medium Term Notes	30%	4.8	8.4	5.6	18.8	2.052%	10.49%
Municipal Bonds	10%		0.4	1.7	2.1	0.986%	1.20%
Supranational Bonds	20%		1.7		1.7	0.520%	0.93%
US Treasury Notes	n/a		28.7	26.3	55.0	1.285%	30.74%
US Government Securities	n/a	2.6	13.3	15.7	31.6	0.976%	17.72%
<b>Sub-Total PFM Managed</b>		<b>\$9.0</b>	<b>\$54.0</b>	<b>\$49.3</b>	<b>\$112.3</b>	<b>1.31%</b>	<b>62.83%</b>
<b>Total</b>		<b>\$75.5</b>	<b>\$54.0</b>	<b>\$49.3</b>	<b>\$178.8</b>	<b>0.892%</b>	<b>100.0%</b>

# Portfolio Yield Comparison

Inland Empire Utilities Agency  
Treasurer's Report of Financial Affairs  
Month Ended September 30, 2021  
Agency Investment Portfolio Yield Comparison





909-993-1675



jchagoyen@ieua.org



[www.ieua.org](http://www.ieua.org)



6075 Kimball Ave.  
Chino, CA 91708



@IEUAWater

# TREASURER'S REPORT OF FINANCIAL AFFAIRS

For the Month Ended September 30, 2021



All investment transactions have been executed in accordance with the criteria stated in the Agency's Investment Policy (Resolution No. 2021-4-2) adopted by the Inland Empire Utilities Agency's Board of Directors during its regular meeting held on April 21, 2021.

The funds anticipated to be available during the next six-month period are expected to be sufficient to meet all foreseen expenditures during the period.

\* A Municipal Water District

**INLAND EMPIRE UTILITIES AGENCY**  
**Cash and Investment Summary**

Month Ended  
September 30, 2021

	September	August	Variance
<b><u>Cash, Bank Deposits, and Bank Investment Accounts</u></b>	\$1,875,874	\$1,905,236	(\$29,362)
<b><u>Investments</u></b>			
<b>Agency Managed</b>			
Citizens Business Bank (CBB) Repurchase (Sweep)	\$8,811,988	\$18,330,282	(\$9,518,294)
Local Agency Investment Fund (LAIF)	55,089,479	65,089,479	(10,000,000)
California Asset Management Program (CAMP)	2,558,872	2,558,765	107
<b>Total Agency Managed Investments</b>	66,460,339	85,978,526	(\$19,518,187)
<b>PFM Managed</b>			
Certificates of Deposit	\$3,140,000	\$3,140,000	\$0
Municipal Bonds	2,141,300	2,141,328	(28)
Supra-National Agency Bonds	1,668,773	0	1,668,773
Medium Term Notes	18,755,328	18,759,496	(4,168)
U.S. Treasury Notes	54,961,187	55,610,500	(649,313)
U.S. Government Sponsored Entities	31,685,427	32,655,936	(970,509)
<b>Total PFM Managed Investments</b>	112,352,015	112,307,260	\$44,755
<b>Total Investments</b>	\$178,812,354	\$198,285,786	(\$19,473,432)
<b>Total Cash and Investments Available to the Agency</b>	<b>\$180,688,228</b>	<b>\$200,191,022</b>	<b>(\$19,502,794)</b>
<b><u>Restricted Deposits</u></b>			
CAMP Water Connection Reserve	\$25,494,542	\$23,775,164	\$1,719,378
LAIF Self Insurance Reserve	6,433,546	6,433,546	-
Bond and Note Accounts	29,387,529	29,385,011	2,518
2020B Construction Accounts	164,409,073	164,408,635	438
Capital Capacity Reimbursement Account (CCRA) Deposits Held by Member Agencies**	78,604,095	76,386,941	2,217,154
California Employers' Retirement Benefit Trust Account - CERBT (Other Post Employment Benefits - OPEB)	22,881,403	23,481,145	(599,742)
Escrow Deposits	4,144,197	3,361,324	782,873
<b>Total Restricted Deposits</b>	<b>\$331,354,385</b>	<b>\$327,231,766</b>	<b>\$4,122,619</b>
<b>Total Cash, Investments, and Restricted Deposits</b>	<b>\$512,042,613</b>	<b>\$527,422,788</b>	<b>(\$15,380,175)</b>

\*\*Total reported as of August 2021 net of capital call receipts



**INLAND EMPIRE UTILITIES AGENCY**  
**Cash and Investment Summary**

Month Ended  
September 30, 2021

**Cash, Bank Deposits, and Bank Investment Accounts**

CBB Demand Account (Negative balance offset by CBB Sweep Balance)	\$929,389
CBB Payroll Account	-
CBB Workers' Compensation Account	111,322
Subtotal Demand Deposits	<u>\$1,040,711</u>

**Other Cash and Bank Accounts**

Petty Cash	\$2,250
Subtotal Other Cash	<u>\$2,250</u>

**US Bank Pre-Investment Money Market Account**

\$832,913

***Total Cash and Bank Accounts***

**\$1,875,874**

**Unrestricted Investments**

**CBB Repurchase (Sweep) Investments**

Ginnie Mae (GNMA)	\$8,811,988
Subtotal CBB Repurchase (Sweep)	<u>\$8,811,988</u>

**Local Agency Investment Fund (LAIF)**

LAIF Fund	\$55,089,479
Subtotal Local Agency Investment Fund	<u>\$55,089,479</u>

**California Asset Management Program (CAMP)**

Short Term	\$2,558,872
Subtotal CAMP	<u>\$2,558,872</u>

**Subtotal Agency Managed Investment Accounts**

**\$66,460,339**

**Brokered Certificates of Deposit**

Brokered Certificates of Deposit	\$3,140,000
Subtotal Brokered Certificates of Deposit	<u>\$3,140,000</u>

**INLAND EMPIRE UTILITIES AGENCY**  
**Cash and Investment Summary**

Month Ended  
September 30, 2021

**Unrestricted Investments Continued**

**Supra-National Agency Bonds**

Inter-American Development Bank Notes	\$1,668,773
Subtotal Supra-National Agency Bonds	<u>\$1,668,773</u>

**Municipal Bonds**

Subtotal State and Local Municipal Bonds	\$2,141,300
Subtotal State and Municipal Bonds	<u>\$2,141,300</u>

**Medium Term Notes**

Bank of NY Mellon	\$1,397,315
American Express	798,431
Walt Disney Company	813,226
Paccar Financial Corp	929,899
Visa Inc	818,589
Bank of America	89,192
Amazon Inc	931,747
Burlington North Santa Fe Corp	797,279
Bank of NY Mellon	1,379,649
Apple Inc. Corp.	564,176
UnitedHealth Group Inc	736,715
Pfizer Inc	1,267,994
Amazon Com. Inc.	559,288
Walmart Inc	1,454,879
JP Morgan Chase	570,000
Bank of America	725,000
Johnson & Johnson	1,460,444
Toyota Motor	317,197
Toyota Motor	427,965
Novartis Capital	1,460,598
JP Morgan Chase	555,000
JP Morgan Chase	355,000
Bristol Myers	345,745
Subtotal Medium Term Notes	<u>\$18,755,328</u>

**INLAND EMPIRE UTILITIES AGENCY**  
**Cash and Investment Summary**

Month Ended  
September 30, 2021

**U.S. Treasury Notes**

Treasury Note	\$54,961,187
Subtotal U.S. Treasury Notes	\$54,961,187

**Unrestricted Investments Continued**

**U.S. Government Sponsored Entities**

Fannie Mae Bank	18,731,380
Freddie Mac Bank	7,932,394
Federal Home Loan Bank	5,021,653
Subtotal U.S. Government Sponsored Entities	\$31,685,427

<b>Subtotal PFM Managed Investment Accounts</b>	<b>\$112,352,015</b>
---	----------------------

<b><i>Total Investments</i></b>	<b>\$178,812,354</b>
---------------------------------	----------------------

**Restricted Deposits**

**Investment Pool Accounts**

CAMP - Water Connection Reserves	\$25,494,542
LAIF - Self Insurance Fund Reserves	6,433,546
Subtotal Investment Pool Accounts	\$31,928,088

**Bond and Note Accounts**

2017A Debt Service Accounts	\$428
2020A Debt Service Accounts	7
2020B Debt Service Accounts	35
2020B Capitalized Interest	29,387,059
Subtotal Bond and Note Accounts	\$29,387,529

**INLAND EMPIRE UTILITIES AGENCY**  
**Cash and Investment Summary**

Month Ended  
September 30, 2021

**2020B Construction Project Accounts**

LAIF Construction Project Accounts	\$153,891,933
CAMP Construction Project Accounts	10,517,140
Subtotal 2020B Construction Project Accounts	<hr/> \$164,409,073

**Restricted Deposits Continued**

**CCRA Deposits Held by Member Agencies**

City of Chino	\$10,774,387
Cucamonga Valley Water District	9,946,762
City of Fontana	17,650,188
City of Montclair	2,260,119
City of Ontario	28,940,277
City of Chino Hills	4,244,930
City of Upland	4,787,432
Subtotal CCRA Deposits Held by Member Agencies**	<hr/> \$78,604,095

*\*\*Total reported as of August 2021 net of capital call receipts*

**CalPERS**

CERBT Account (OPEB)	\$22,881,403
Subtotal CalPERS Accounts	<hr/> \$22,881,403

**INLAND EMPIRE UTILITIES AGENCY**  
**Cash and Investment Summary**

Month Ended  
September 30, 2021

**Escrow Deposits**

Stanek Construction	\$51,687
Genesis Construction	144,098
W.M. Lyles Construction	3,948,412
Subtotal Escrow Deposits	<u>\$4,144,197</u>

***Total Restricted Deposits***

\$331,354,385

***Total Cash, Investments, and Restricted Deposits as of September 30, 2021***

\$512,042,613

Total Cash, Investments, and Restricted Deposits as of 9/30/2021

\$512,042,613

Less: Total Cash, Investments, and Restricted Deposits as of 8/31/2021

527,422,788

***Total Monthly Increase (Decrease)***

(\$15,380,175)

# INLAND EMPIRE UTILITIES AGENCY

## Cash and Investment Summary

Month Ended  
September 30, 2021

Par	Cost Basis	Term	September	% Coupon	% Yield to Maturity	Maturity Date	Market Value
Amount	Amount	(Days)	Value				

### Cash, Bank Deposits, and Bank Investment Accounts

#### **Citizens Business Bank (CBB)**

Demand Account	\$929,389	\$929,389	N/A	\$929,389	N/A	N/A	\$929,389
Payroll Checking	0	0	N/A	0	N/A	N/A	0
Workers' Compensation Account	111,322	111,322	N/A	111,322	N/A	N/A	111,322
Subtotal CBB Accounts	\$1,040,711	\$1,040,711		\$1,040,711			\$1,040,711

#### **US Bank (USB)**

Custodial Money Market ( <i>Investment Mgmt.</i> )	\$602,491	\$602,491	N/A	\$602,491	0.02%	N/A	\$602,491
Custodial Money Market ( <i>Debt Service</i> )	230,422	230,422	N/A	230,422	0.02%	N/A	230,422
Subtotal USB Account	\$832,913	\$832,913		\$832,913	0.02%		\$832,913

<b>Petty Cash</b>	\$2,250	\$2,250	N/A	\$2,250	N/A	N/A	\$2,250
-------------------	---------	---------	-----	---------	-----	-----	---------

<b>Total Cash, Bank Deposits and Bank Investment Accounts</b>	<b>\$1,875,874</b>	<b>\$1,875,874</b>		<b>\$1,875,874</b>			<b>\$1,875,874</b>
---	--------------------	--------------------	--	--------------------	--	--	--------------------

### Investments

#### **CBB Daily Repurchase (Sweep) Accounts**

Ginnie Mae (GNMA)	\$8,811,988	\$8,811,988	N/A	\$8,811,988	0.10%	N/A	\$8,811,988
Subtotal CBB Repurchase Accounts	\$8,811,988	\$8,811,988		\$8,811,988	0.10%		\$8,811,988

#### **LAIF Accounts**

Non-Restricted Funds	\$55,089,479	\$55,089,479	N/A	\$55,089,479	0.206%	N/A	\$55,089,479
Subtotal LAIF Accounts	\$55,089,479	\$55,089,479		\$55,089,479	0.206%		\$55,089,479

#### **CAMP Accounts**

Non-Restricted Funds	\$2,558,872	\$2,558,872	N/A	\$2,558,872	0.05%	N/A	\$2,558,872
Subtotal CAMP Accounts	\$2,558,872	\$2,558,872		\$2,558,872	0.05%		\$2,558,872

<b>Subtotal Agency Managed Investment Accounts</b>	<b>\$66,460,339</b>	<b>\$66,460,339</b>		<b>\$66,460,339</b>	<b>0.19%</b>		<b>\$66,460,339</b>
--	---------------------	---------------------	--	---------------------	--------------	--	---------------------



# INLAND EMPIRE UTILITIES AGENCY

## Cash and Investment Summary

Month Ended  
September 30, 2021

	Par	Cost Basis	Term	September	%	%	Maturity	Market
	Amount	Amount	(Days)	Value	Coupon	Yield to Maturity	Date	Value
<b><u>Investments (continued)</u></b>								
<b>Brokered Certificates of Deposit (CDs)</b>								
Societe Generale NY	935,000	935,000	731	935,000	1.80%	1.80%	02/14/22	940,171
Sumitomo Mitsui Bank	745,000	745,000	724	745,000	0.70%	0.70%	07/08/22	747,875
DNB Bank ASA NY	715,000	715,000	1092	715,000	2.04%	2.04%	12/02/22	730,139
Credit Suisse NY	745,000	745,000	724	745,000	0.52%	0.59%	03/17/23	747,232
Subtotal Brokered CDs	\$3,140,000	\$3,140,000		\$3,140,000		1.31%		\$3,165,417
<b>US Treasury Note</b>								
US Treasury Note	2,065,000	1,980,706	1577	2,045,543	1.750%	2.76%	09/30/22	2,098,879
US Treasury Note	894,000	864,177	1641	886,821	2.000%	2.80%	10/31/22	912,299
US Treasury Note	1,520,000	1,518,694	527	1,518,947	0.125%	0.18%	11/30/22	1,519,763
US Treasury Note	1,040,000	990,356	1580	1,024,698	1.750%	2.93%	01/31/23	1,061,938
US Treasury Note	310,000	293,289	1699	304,935	1.500%	2.74%	02/28/23	315,813
US Treasury Note	1,235,000	1,189,508	1508	1,218,529	1.50%	2.44%	03/31/23	1,259,314
US Treasury Note	1,880,000	1,875,300	709	1,875,976	0.13%	0.25%	05/31/23	1,877,063
US Treasury Note	2,000,000	1,899,453	1618	1,960,415	1.38%	2.58%	06/30/23	2,040,000
US Treasury Note	1,260,000	1,196,951	1630	1,234,161	1.25%	2.44%	07/31/23	1,283,034
US Treasury Note	650,000	667,088	1611	657,733	2.88%	2.25%	09/30/23	683,414
US Treasury Note	1,875,000	1,870,898	877	1,871,375	0.25%	0.34%	11/15/23	1,872,363
US Treasury Note	3,450,000	3,484,904	1713	3,465,791	2.75%	2.52%	11/15/23	3,627,891
US Treasury Note	2,525,000	2,479,826	1786	2,505,018	2.13%	2.52%	11/30/23	2,623,238
US Treasury Note	990,000	988,608	1044	988,927	0.13%	0.17%	12/15/23	985,359
US Treasury Note	120,000	120,356	1813	120,163	2.63%	2.56%	12/31/23	126,113
US Treasury Note	810,000	806,235	917	806,567	0.13%	0.31%	01/15/24	805,697
US Treasury Note	675,000	709,778	962	707,910	2.38%	0.35%	02/29/24	707,273
US Treasury Note	2,345,000	2,355,534	1792	2,350,536	2.00%	1.90%	04/30/24	2,440,266
US Treasury Note	210,000	208,679	1059	208,807	0.25%	0.47%	05/15/24	208,983
US Treasury Note	575,000	580,930	1824	578,261	2.00%	1.78%	06/30/24	599,168
US Treasury Note	1,000,000	1,016,172	1818	1,009,198	2.13%	1.78%	07/31/24	1,046,250
US Treasury Note	1,310,000	1,349,146	1824	1,333,501	2.13%	1.50%	09/30/24	1,372,430
US Treasury Note	595,000	614,454	1822	607,022	2.25%	1.57%	10/31/24	626,052
US Treasury Note	510,000	521,814	1789	517,634	2.13%	1.63%	11/30/24	534,942
US Treasury Note	1,820,000	1,876,875	1273	1,872,264	1.50%	0.58%	11/30/24	1,873,463
US Treasury Note	340,000	335,232	1475	335,675	0.25%	0.60%	05/31/25	334,315
US Treasury Note	1,900,000	1,866,230	1440	1,868,622	0.25%	0.71%	05/31/25	1,868,234
US Treasury Note	2,050,000	2,027,898	1532	2,028,760	0.25%	0.52%	08/31/25	2,008,359
US Treasury Note	990,000	968,228	1463	968,272	0.25%	0.81%	09/30/25	968,963
US Treasury Note	1,600,000	1,573,125	1463	1,573,524	0.25%	0.67%	09/30/25	1,566,000
US Treasury Note	435,000	427,965	1658	428,547	0.38%	0.74%	11/30/25	426,708
US Treasury Note	1,910,000	1,873,218	1623	1,875,530	0.38%	0.82%	11/30/25	1,873,590
US Treasury Note	815,000	810,034	1814	810,751	0.38%	0.50%	12/31/25	798,700
US Treasury Note	1,780,000	1,751,145	1699	1,753,641	0.38%	0.73%	12/31/25	1,744,400
US Treasury Note	525,000	514,131	1800	515,441	0.38%	0.80%	01/31/26	513,761
US Treasury Note	2,940,000	3,257,428	1822	3,215,790	2.63%	0.43%	01/31/26	3,160,500
US Treasury Note	3,110,000	3,068,088	1821	3,072,921	0.50%	0.78%	02/28/26	3,057,519
US Treasury Note	1,360,000	1,359,469	1666	1,359,476	0.75%	0.76%	03/31/26	1,350,650
US Treasury Note	790,000	788,272	1822	788,385	0.75%	0.79%	05/31/26	783,334
US Treasury Note	825,000	823,131	1819	823,250	0.75%	0.80%	05/31/26	818,039
US Treasury Note	1,885,000	1,871,083	1805	1,871,870	0.75%	0.90%	05/31/26	1,869,095
Subtotal US Treasuries	\$54,919,000	\$54,774,408		\$54,961,187		1.28%		\$55,643,172

**INLAND EMPIRE UTILITIES AGENCY**

**Cash and Investment Summary**

Month Ended  
September 30, 2021

Par	Cost Basis	Term	September	% Coupon	% Yield to Maturity	Maturity	Market
Amount	Amount	(Days)	Value			Date	Value

**Investments (continued)**

**U.S. Government Sponsored Entities**

Federal Home Loan Bank	\$1,725,000	\$1,724,552	714	\$1,724,846	0.25%	0.26%	06/03/22	\$1,726,546
Fannie Mae Bond	890,000	886,903	1,096	889,039	1.38%	1.49%	09/06/22	900,224
Federal Home Loan Bank	1,280,000	1,277,645	1,092	1,278,913	1.38%	1.44%	02/17/23	1,300,695
Fannie Mae Bond	1,360,000	1,355,906	365	1,357,765	0.25%	0.35%	05/22/23	1,360,463
Freddie Mac Bond	1,450,000	1,444,461	1,810	1,448,084	2.75%	2.83%	06/19/23	1,512,328
Freddie Mac Bond	1,330,000	1,326,116	1,095	1,327,755	0.25%	0.35%	06/26/23	1,330,247
Fannie Mae Bond	1,875,000	1,870,969	1,095	1,872,618	0.25%	0.32%	07/10/23	1,875,188
Fannie Mae Bond	645,000	645,000	1,092	645,000	0.36%	0.36%	08/18/23	645,333
Freddie Mac Bond	885,000	884,097	1,098	884,431	0.25%	0.28%	08/24/23	884,759
Fannie Mae Bond	855,000	853,273	1,741	854,295	2.88%	2.92%	09/12/23	897,981
Fannie Mae Bond	1,820,000	1,803,274	1,772	1,813,289	2.88%	3.08%	09/12/23	1,911,491
Freddie Mac Bond	805,000	804,203	1,095	804,422	0.25%	0.28%	12/04/23	803,355
Federal Home Loan Bank	870,000	895,642	1,772	881,548	3.38%	2.72%	12/08/23	927,372
Federal Home Loan Bank	190,000	189,327	1,824	189,681	2.50%	2.58%	02/13/24	199,461
Fannie Mae Bond	2,055,000	2,130,234	1,769	2,105,779	1.63%	0.85%	01/07/25	2,123,413
Freddie Mac Bond	1,215,000	1,214,064	1,825	1,214,369	1.50%	1.52%	02/12/25	1,251,180
Federal Home Loan Bank	950,000	945,288	1,824	946,665	0.50%	0.60%	04/14/25	944,552
Fannie Mae Bond	495,000	496,629	1,792	496,181	0.63%	0.56%	04/22/25	494,316
Fannie Mae Bond	1,275,000	1,272,374	1,824	1,273,129	0.63%	0.67%	04/22/25	1,273,238
Fannie Mae Bond	1,425,000	1,432,296	1,782	1,430,318	0.63%	0.52%	04/22/25	1,423,031
Fannie Mae Bond	240,000	241,126	1,716	240,889	0.50%	0.40%	06/17/25	238,206
Fannie Mae Bond	995,000	996,473	1,693	996,179	0.50%	0.47%	06/17/25	987,563
Fannie Mae Bond	1,435,000	1,441,931	1,778	1,440,282	0.50%	0.40%	06/17/25	1,424,275
Fannie Mae Bond	1,480,000	1,476,936	1,824	1,477,724	0.50%	0.54%	06/17/25	1,468,938
Freddie Mac Bond	895,000	890,543	1,824	891,606	0.38%	0.48%	07/21/25	881,294
Fannie Mae Bond	950,000	945,554	1,824	946,529	0.38%	0.47%	08/25/25	935,819
Freddie Mac Bond	1,365,000	1,360,891	1,824	1,361,727	0.38%	0.44%	09/23/25	1,343,695
Fannie Mae Bond	895,000	891,796	1,821	892,364	0.50%	0.57%	11/07/25	881,898
Subtotal U.S. Gov't Sponsored Entities	\$31,650,000	\$31,697,502		\$31,685,427		0.98%		\$31,946,861

# INLAND EMPIRE UTILITIES AGENCY

## Cash and Investment Summary

Month Ended  
September 30, 2021

	Par	Cost Basis	Term	September	%	%	Maturity	Market
	Amount	Amount	(Days)	Value	Coupon	Yield to Maturity	Date	Value
<b><u>Investments (continued)</u></b>								
<b><u>Supra-National Agency Bond</u></b>								
Inter-American Development Bank Notes	\$1,670,000	\$1,668,764	1,461	\$1,668,773	0.50%	0.52%	09/23/24	\$1,667,330
Subtotal Supra-National Agency Bond	\$1,670,000	\$1,668,764		\$1,668,773		0.52%		\$1,667,330
<b><u>Municipal Bonds</u></b>								
CA State Earthquake Authority Taxable Rev	\$195,000	\$195,000	949	\$195,000	1.48%	1.48%	07/01/23	\$198,081
Maryland State GO Bond	250,000	249,930	1457	249,950	0.51%	0.52%	08/01/24	250,428
CA State Dept of Wtr Res	100,000	100,000	1578	100,000	0.56%	0.56%	12/01/24	99,956
Univ. of CA Revenue Bond	90,000	90,326	1764	90,243	0.88%	0.81%	05/15/25	90,702
Univ. of CA Revenue Bond	205,000	205,000	1764	205,000	0.88%	0.88%	05/15/25	206,599
Florida State Board of Admin. Taxable Rev	200,000	201,414	1749	201,107	1.26%	1.11%	07/01/25	202,126
Florida State Board of Admin. Taxable Rev	520,000	520,000	1749	520,000	1.26%	1.26%	07/01/25	525,528
Los Angeles CCD CA Taxable GO Bonds	375,000	375,000	1725	375,000	0.77%	0.77%	08/01/25	373,200
NJ TPK Authority	205,000	205,000	1792	205,000	1.05%	1.05%	01/01/26	203,706
Subtotal State and Local Municipal Bonds	\$2,140,000	\$2,141,670		\$2,141,300		0.99%		\$2,150,326
<b><u>Medium Term Notes</u></b>								
Bank of NY Mellon	\$1,400,000	\$1,371,048	1391	\$1,397,315	2.60%	3.18%	02/07/22	\$1,408,744
American Express	800,000	785,488	1415	798,431	2.70%	3.20%	03/03/22	806,494
Walt Disney Company	815,000	798,692	1416	813,226	2.45%	3.00%	03/04/22	822,854
Paccar Financial Corp	930,000	929,498	1096	929,899	2.65%	2.67%	05/10/22	943,882
Visa Inc	825,000	795,407	1611	818,589	2.15%	3.03%	09/15/22	839,361
Bank of America	90,000	86,542	1647	89,192	2.50%	3.43%	10/21/22	90,111
Amazon Inc	935,000	925,996	1409	931,747	2.40%	2.66%	02/22/23	960,975
Burlington North Santa Fe Corp	800,000	790,800	1792	797,279	3.00%	3.26%	03/15/23	825,310
Bank of NY Mellon	1,375,000	1,387,595	1555	1,379,649	3.50%	3.27%	04/28/23	1,442,075
Apple Inc. Corp.	565,000	563,463	1095	564,176	0.75%	0.84%	05/11/23	569,151
UnitedHealth Group Inc	720,000	755,741	1330	736,715	3.50%	2.08%	06/15/23	758,020
Pfizer Inc	1,260,000	1,276,392	1807	1,267,994	2.95%	2.67%	03/15/24	1,329,153
Amazon Com. Inc.	560,000	559,182	1096	559,288	0.45%	0.50%	05/12/24	558,882
Walmart Inc	1,425,000	1,495,196	1768	1,454,879	2.85%	1.78%	07/08/24	1,510,853
JP Morgan Chase	570,000	570,000	1461	570,000	0.81%	0.65%	09/16/24	571,155
Bank of America	725,000	725,000	1464	725,000	1.80%	0.81%	10/24/24	727,793
Johnson & Johnson	1,380,000	1,473,840	1392	1,460,444	1.80%	0.81%	01/15/25	1,456,176
Toyota Motor	315,000	318,078	1724	317,197	1.80%	1.58%	02/13/25	323,253
Toyota Motor	425,000	429,152	1724	427,965	1.80%	1.58%	02/13/25	436,135
Novartis Capital	1,425,000	1,475,744	1743	1,460,598	1.75%	0.98%	02/14/25	1,462,468
JP Morgan Chase	555,000	555,000	1461	555,000	0.82%	0.82%	06/01/25	552,808
JP Morgan Chase	355,000	355,000	1530	355,000	0.77%	0.77%	08/09/25	353,706
Bristol Myers	349,000	345,524	1606	345,745	3.88%	0.88%	11/13/25	344,551
Subtotal Medium Term Notes	\$18,599,000	\$18,768,378		\$18,755,328		2.05%		\$19,093,910
<b>Subtotal PFM Managed Investment Accounts</b>	<b>\$112,118,000</b>	<b>\$112,190,722</b>		<b>\$112,352,015</b>		<b>1.30%</b>		<b>\$113,667,016</b>
<b>Total Investments</b>	<b>\$178,578,339</b>	<b>\$178,651,061</b>		<b>\$178,812,354</b>				<b>\$180,127,355</b>

(Source of Investment Amortized Cost: PFM)

# INLAND EMPIRE UTILITIES AGENCY

## Cash and Investment Summary

Month Ended  
September 30, 2021

Par	Cost Basis	Term	September	% Coupon	% Yield to Maturity	Maturity Date	Market Value
Amount	Amount	(Days)	Value				

### Restricted Deposits

#### Investment Pool Accounts

CAMP - Water Connection Reserves	\$25,494,542	\$25,494,542	N/A	\$25,494,542	0.05%	N/A	\$25,494,542
LAIF - Self Insurance Reserves	6,433,546	6,433,546	N/A	6,433,546	0.21%	N/A	6,433,546
<b>Total Investment Pool Accounts</b>	<b>\$31,928,088</b>	<b>\$31,928,088</b>		<b>\$31,928,088</b>	<b>0.08%</b>		<b>\$31,928,088</b>

#### Bond and Note Accounts

2017A Debt Service Accounts	\$428	\$428	N/A	\$428	0.00%	N/A	\$428
2020A Debt Service Accounts	7	7	N/A	7	0.00%	N/A	7
2020B Debt Service Accounts	35	35	N/A	35	0.00%	N/A	35
2020B Capitalized Interest Account	29,387,059	29,387,059	N/A	29,387,059	0.05%	N/A	29,387,059
<b>Total Bond and Note Accounts</b>	<b>\$29,387,529</b>	<b>\$29,387,529</b>		<b>\$29,387,529</b>	<b>0.05%</b>		<b>\$29,387,529</b>

#### 2020B Construction Project Account

LAIF Construction Fund	\$153,891,933	\$153,891,933	N/A	\$153,891,933	0.21%	N/A	\$153,891,933
CAMP Construction Fund	10,517,140	10,517,140		10,517,140	0.05%	N/A	10,517,140
Subtotal 2020B Construction Fund	\$164,409,073	\$164,409,073		\$164,409,073	0.20%		\$164,409,073

<b>Total 2020B Construction Project Accts</b>	<b>\$164,409,073</b>	<b>\$164,409,073</b>		<b>\$164,409,073</b>	<b>0.196%</b>		<b>\$164,409,073</b>
---	----------------------	----------------------	--	----------------------	---------------	--	----------------------

#### CCRA Deposits Held by Member Agencies

City of Chino	\$10,774,387	\$10,774,387	N/A	\$10,774,387	N/A	N/A	\$10,774,387
City of Chino Hills	4,244,930	4,244,930	N/A	4,244,930	N/A	N/A	4,244,930
Cucamonga Valley Water District	9,946,762	9,946,762	N/A	9,946,762	N/A	N/A	9,946,762
City of Fontana	17,650,188	17,650,188	N/A	17,650,188	N/A	N/A	17,650,188
City of Montclair	2,260,119	2,260,119	N/A	2,260,119	N/A	N/A	2,260,119
City of Ontario	28,940,277	28,940,277	N/A	28,940,277	N/A	N/A	28,940,277
City of Upland	4,787,432	4,787,432	N/A	4,787,432	N/A	N/A	4,787,432

Subtotal CCRA Deposits Held by Member Agencies**	\$78,604,095	\$78,604,095		\$78,604,095			\$78,604,095
--	--------------	--------------	--	--------------	--	--	--------------

\*\*Total reported as of August 2021 net of capital call receipts

**INLAND EMPIRE UTILITIES AGENCY**

**Cash and Investment Summary**

Month Ended  
September 30, 2021

	Par	Cost Basis	Term	September	%	%	Maturity	Market
	Amount	Amount	(Days)	Value	Coupon	Yield to Maturity	Date	Value
<b>CalPERS Deposits</b>								
CERBT Account (OPEB)	\$16,000,000	\$16,000,000	N/A	\$22,881,403		N/A	N/A	\$22,881,403
Subtotal CalPERS Deposits	\$16,000,000	\$16,000,000		\$22,881,403				\$22,881,403
<b>Escrow Deposits</b>								
Stanek Contractors Escrow	\$51,687	\$51,687	N/A	\$51,687		N/A	N/A	\$51,687
Genesis Construction	144,098	144,098	N/A	144,098		N/A	N/A	144,098
W. M. Lyles Construction	3,948,412	3,948,412	N/A	3,948,412		N/A	N/A	3,948,412
Subtotal Escrow Deposits	\$4,144,197	\$4,144,197		\$4,144,197				\$4,144,197
<b>Total Restricted Deposits</b>	<b>\$324,472,982</b>	<b>\$324,472,982</b>		<b>\$331,354,385</b>				<b>\$331,354,385</b>
<b>Total Cash, Investments, and Restricted Deposits as of September 30, 2021</b>	<b>\$504,927,195</b>	<b>\$504,999,917</b>		<b>\$512,042,613</b>				<b>\$513,357,614</b>

**INLAND EMPIRE UTILITIES AGENCY**  
**Cash and Investment Summary**

Month Ended  
September 30, 2021

**September Purchases**

No.	Date	Transaction	Investment Security	Type	Par Amount Purchased	Investment Yield to Maturity
1	09/09/21	Purchase	US Treasury Notes	USTN	1,360,000	0.750%
2	09/09/21	Purchase	US Treasury Notes	USTN	1,600,000	0.25%
3	09/23/21	Purchase	Inter-American Development Bank Notes	Supranational	1,670,000	0.50%
4	09/28/21	Purchase	US Treasury Notes	USTN	990,000	0.25%
<b>Total Purchases</b>					<b><u>\$ 5,620,000</u></b>	

**September Investment Maturities, Calls & Sales**

No.	Date	Transaction	Investment Security	Type	Par Amount Matured/Sold	Investment Yield to Maturity
1	9/9/2021	Sale	US Treasury Notes	USTN	\$1,605,000	1.88%
2	09/09/21	Sale	US Treasury Notes	USTN	1,300,000	1.75%
3	9/23/2021	Sale	US Treasury Notes	USTN	1675000	0.0025
4	09/28/21	Matured	Freddie Mac	GSE	970,000	0.30%
<b>Total Maturities, Calls &amp; Sales</b>					<b><u>\$ 5,550,000</u></b>	



**INLAND EMPIRE UTILITIES AGENCY**  
**Cash and Investment Summary**

Month Ended  
September 30, 2021

**Directed Investment Category**

	<b>Amount Invested</b>	<b>Yield</b>
CBB Repurchase (Sweep)	\$8,811,988	0.100%
LAIF - Unrestricted	55,089,479	0.206%
CAMP - Unrestricted	2,558,872	0.050%
Brokered Certificates of Deposit	3,140,000	1.307%
Medium Term Notes	18,755,328	2.052%
Municipal Bonds	2,141,300	0.986%
Supra-National Bonds	1,668,773	0.520%
US Treasury Notes	54,961,187	1.285%
U.S. Government Sponsored Entities	31,685,427	0.976%
<b>Total Investment Portfolio</b>	<b>\$178,812,354</b>	

***Investment Portfolio Rate of Return***

**0.892%**

**Restricted/Transitory/Other Accounts**

	<b>Amount Invested</b>	<b>Yield</b>
CCRA Deposits Held by Member Agencies	\$78,604,095	N/A
CalPERS OPEB (CERBT) Account	22,881,403	N/A
CAMP Restricted Water Connection Reserve	25,494,542	0.050%
LAIF Restricted Insurance Reserve	6,433,546	0.206%
US Bank - 2017A Debt Service Accounts	428	0.000%
US Bank - 2020A Refunding Bond Accounts	7	0.000%
US Bank - 2020B Revenue Note Accounts	29,387,094	0.050%
US Bank - Pre-Investment Money Market Account	832,913	0.020%
LAIF Construction Account	153,891,933	0.206%
CAMP Construction Account	10,517,140	0.050%
Citizens Business Bank - Demand Account	929,389	N/A
Citizens Business Bank - Workers' Compensation Account	111,322	N/A
Citizens Business Bank - Payroll Account	0	N/A
Other Accounts*	2,250	N/A
Escrow Account	4,144,197	N/A

***Total Restricted/Transitory/Other Accounts***

**\$333,230,259**

***Average Yield of Other Accounts***

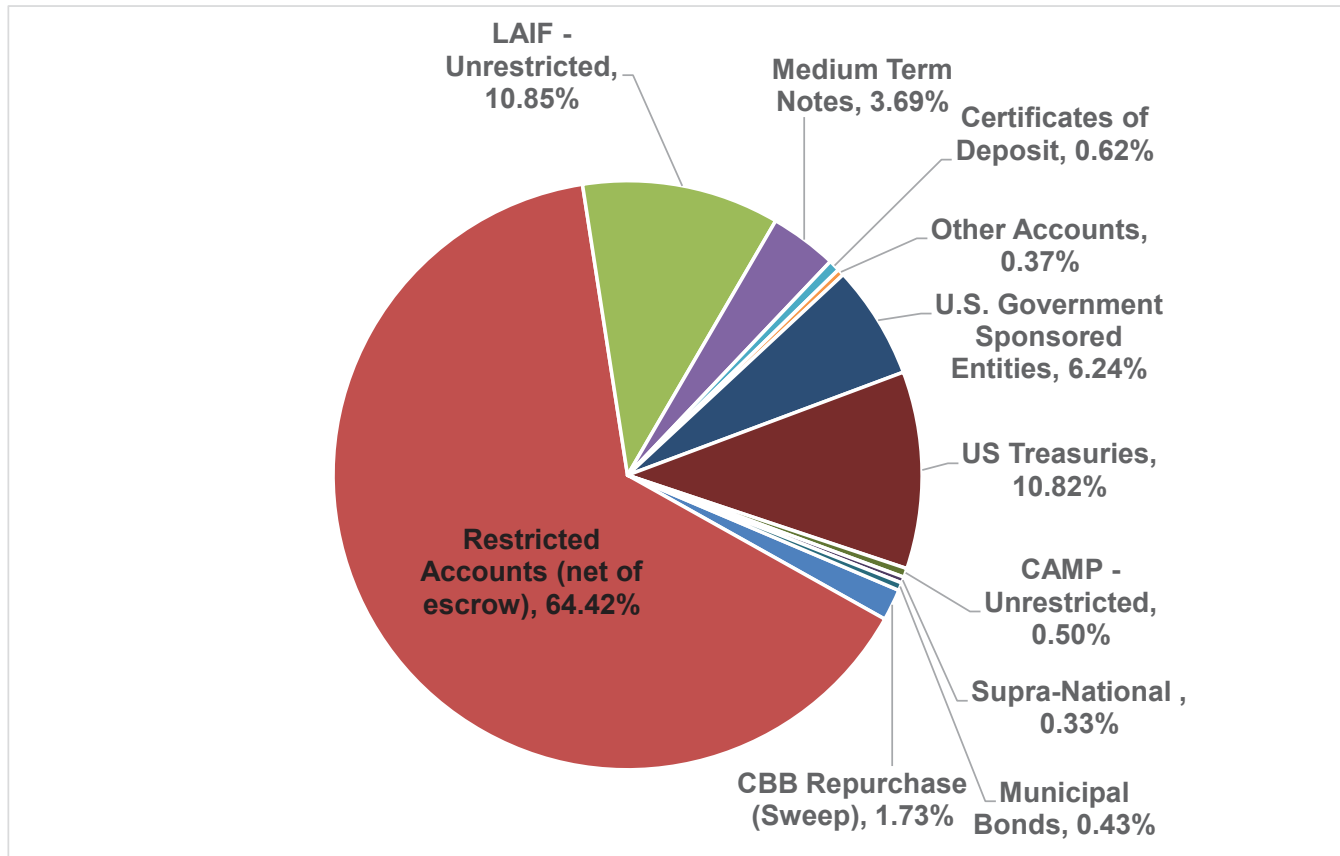
**0.160%**

**Total Agency Directed Deposits**

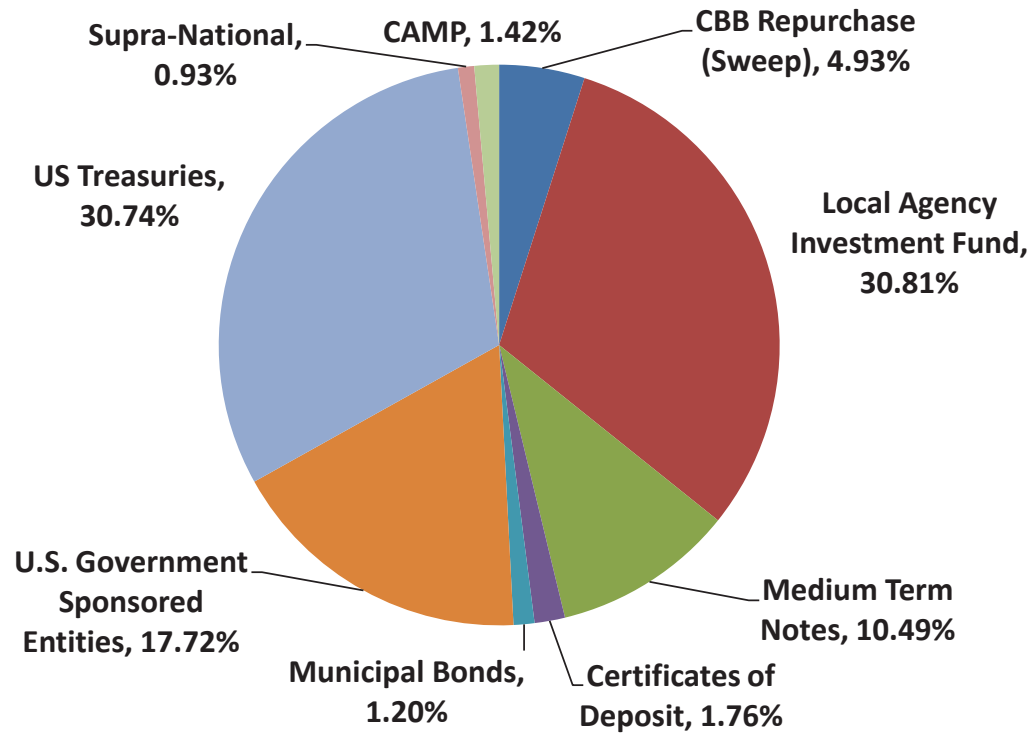
**\$512,042,613**

\*Petty Cash

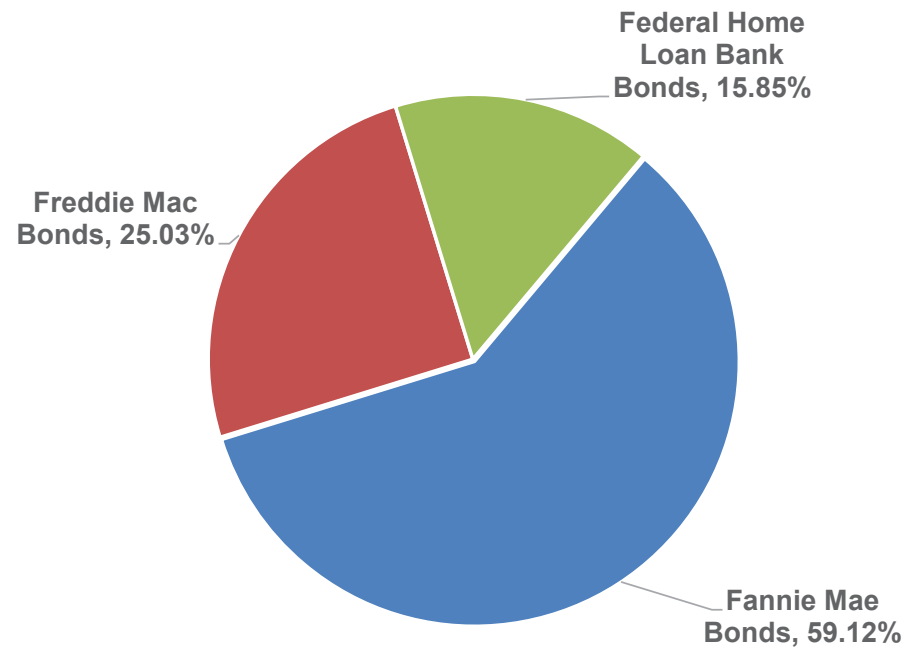
***Inland Empire Utilities Agency***  
**Treasurer's Report of Financial Affairs**  
 Month Ended September 30, 2021  
 Agency Investment Portfolio (Net of Escrow Accounts)  
**\$507,898,416**



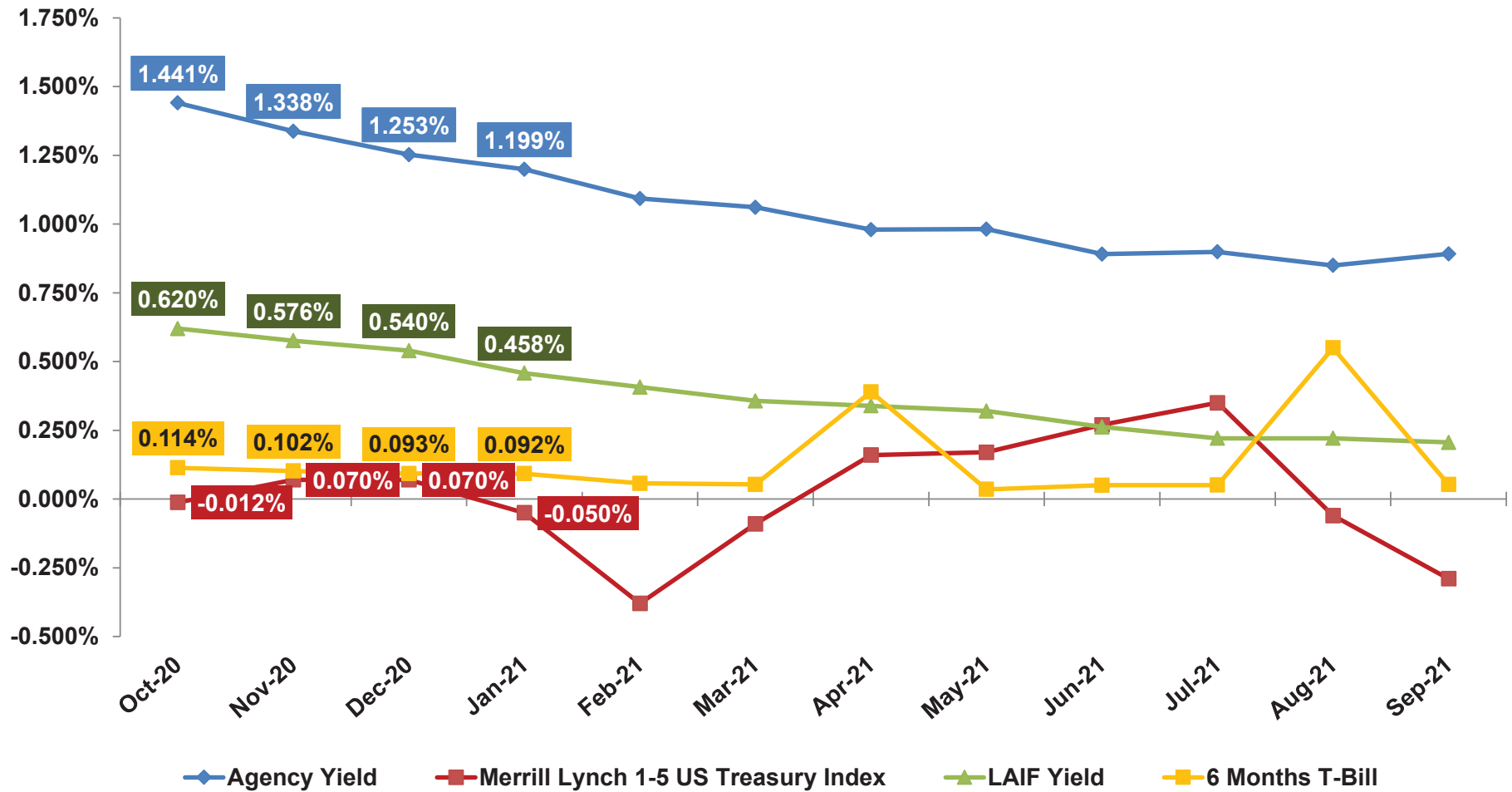
***Inland Empire Utilities Agency***  
**Treasurer's Report of Financial Affairs**  
Month Ended September 30, 2021  
Unrestricted Agency Investment Portfolio  
\$178,812,354



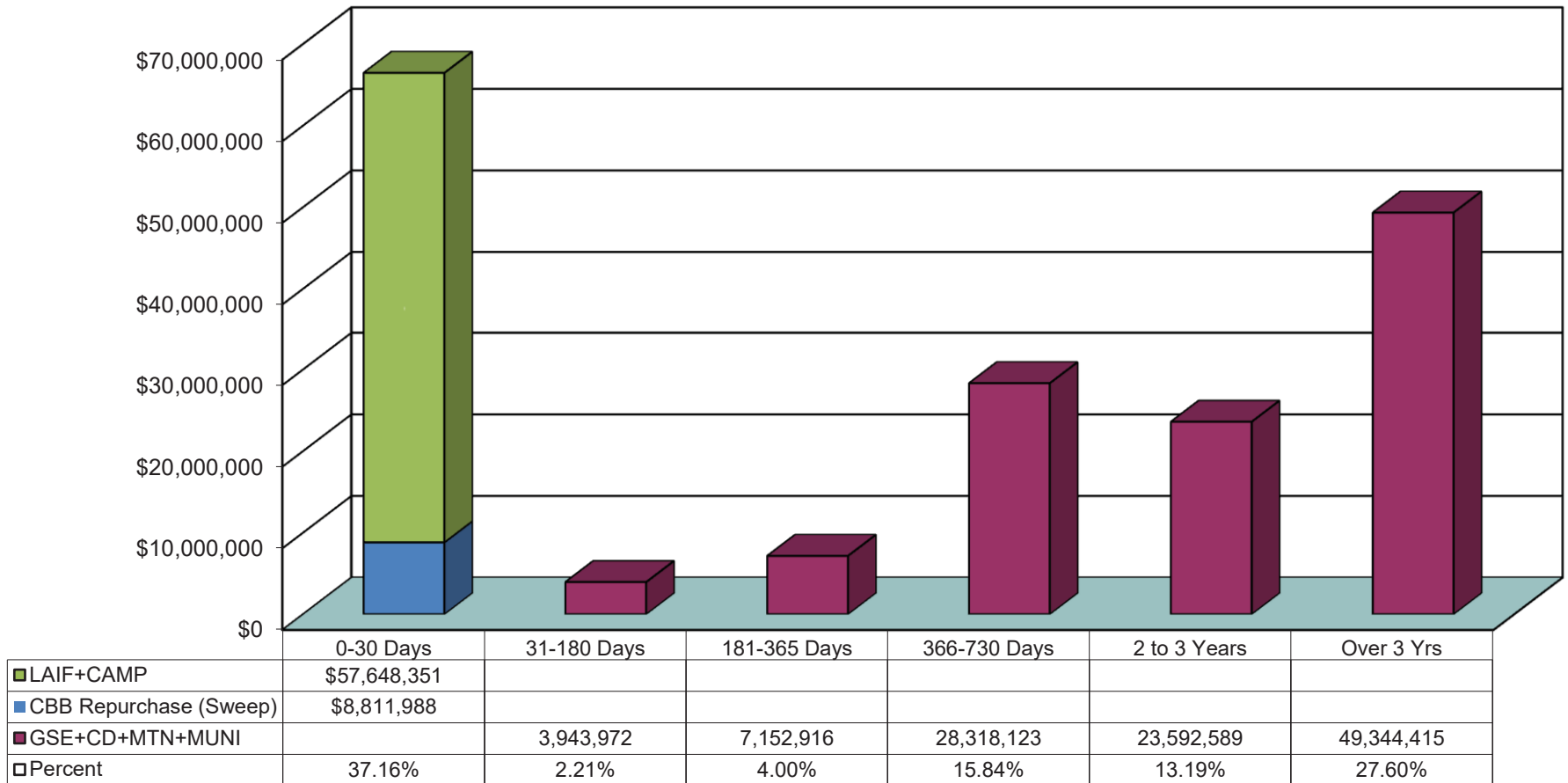
***Inland Empire Utilities Agency***  
**Treasurer's Report of Financial Affairs**  
Month Ended September 30, 2021  
U.S. Government Sponsored Entities Portfolio  
**\$31,685,427**



**Inland Empire Utilities Agency  
Treasurer's Report of Financial Affairs  
Month Ended September 30, 2021  
Agency Investment Portfolio Yield Comparison**



***Inland Empire Utilities Agency***  
**Treasurer's Report of Financial Affairs**  
Month Ended September 30, 2021  
***Agency Investment Portfolio Maturity Distribution (Unrestricted)***  
**\$178,812,354**





**AGENCY  
REPRESENTATIVES'  
REPORTS**

**4A**



# SAWPA

**SANTA ANA WATERSHED PROJECT AUTHORITY**

11615 Sterling Avenue, Riverside, California 92503 • (951) 354-4220

**PURSUANT TO THE PROVISIONS OF AB 361, THIS MEETING WILL BE CONDUCTED VIRTUALLY WITH THE OPPORTUNITY FOR PUBLIC COMMENT. ALL VOTES TAKEN WILL BE CONDUCTED BY ORAL ROLL CALL.**

**This meeting will be accessible as follows:**

<b>Meeting Access Via Computer (Zoom)*:</b>	<b>Meeting Access Via Telephone*:</b>
<ul style="list-style-type: none"><li>• <a href="https://sawpa.zoom.us/j/85806173288">https://sawpa.zoom.us/j/85806173288</a></li><li>• Meeting ID: 858 0617 3288</li></ul>	<ul style="list-style-type: none"><li>• 1 (669) 900-6833</li><li>• Meeting ID: 858 0617 3288</li></ul>
* Participation in the meeting via the Zoom app (a free download) is strongly encouraged.	

## **REGULAR COMMISSION MEETING TUESDAY, NOVEMBER 2, 2021 – 9:30 A.M.**

### **AGENDA**

**1. CALL TO ORDER | PLEDGE OF ALLEGIANCE (Jasmin A. Hall, Chair)**

**2. ROLL CALL**

**3. PUBLIC COMMENTS**

Members of the public may address the Commission on items within the jurisdiction of the Commission; however, no action may be taken on an item not appearing on the agenda unless the action is otherwise authorized by Government Code §54954.2(b).

**4. ITEMS TO BE ADDED OR DELETED**

**5. CONSENT CALENDAR**

All matters listed on the Consent Calendar are considered routine and non-controversial and will be acted upon by the Commission by one motion as listed below.

**A. APPROVAL OF MEETING MINUTES: OCTOBER 19, 2021**

**Recommendation:** Approve as posted.

**B. TREASURER'S REPORT – SEPTEMBER 2021**

**Recommendation:** Approve as posted.

**6. NEW BUSINESS**

**A. SUNNYSLOPE JURUPA DITCH TO PIPELINE PROJECT DROUGHT RELIEF GRANT APPLICATION (CM#2021.80)**

**Presenter:** Ian Achimore

**Recommendation:** Receive and file.

**7. INFORMATIONAL REPORTS**

**Recommendation:** Receive for information.

**A. CHAIR'S COMMENTS/REPORT**

**B. COMMISSIONERS' COMMENTS**

**C. COMMISSIONERS' REQUEST FOR FUTURE AGENDA ITEMS**

**8. CLOSED SESSION**

There were no Closed Session items anticipated at the time of the posting of this agenda.

**9. ADJOURNMENT**

**PLEASE NOTE:**

Americans with Disabilities Act: If you require any special disability related accommodations to participate in this meeting, call (951) 354-4220 or email [svilla@sawpa.org](mailto:svilla@sawpa.org). 48-hour notification prior to the meeting will enable staff to make reasonable arrangements to ensure accessibility for this meeting. Requests should specify the nature of the disability and the type of accommodation requested.

Materials related to an item on this agenda submitted to the Commission after distribution of the agenda packet are available for public inspection during normal business hours at the SAWPA office, 11615 Sterling Avenue, Riverside, and available at [www.sawpa.org](http://www.sawpa.org), subject to staff's ability to post documents prior to the meeting.

**Declaration of Posting**

I, Sara Villa, Clerk of the Board of the Santa Ana Watershed Project Authority declare that on October 28, 2021, a copy of this agenda has been uploaded to the SAWPA website at [www.sawpa.org](http://www.sawpa.org) and posted at SAWPA's office, 11615 Sterling Avenue, Riverside, California.

**2021 SAWPA Commission Meetings/Events**

First and Third Tuesday of the Month

(NOTE: All meetings begin at 9:30 a.m., unless otherwise noticed, and are held at SAWPA.)

<b>November</b>		<b>December</b>	
11/2/21	Commission Workshop	12/7/21	Commission Workshop
11/16/21	Regular Commission Meeting	12/21/21	Regular Commission Meeting
		11/30 – 12/3/21	ACWA Fall Conference, Pasadena

## **2022 SAWPA Commission Meetings/Events**

First and Third Tuesday of the Month

(NOTE: All meetings begin at 9:30 a.m., unless otherwise noticed, and are held at SAWPA.)

<b>January</b> 1/4/22 Commission Workshop 1/18/22 Regular Commission Meeting	<b>February</b> 2/1/22 Commission Workshop 2/15/22 Regular Commission Meeting
<b>March</b> 3/1/22 Commission Workshop 3/15/22 Regular Commission Meeting	<b>April</b> 4/5/22 Commission Workshop 4/19/22 Regular Commission Meeting
<b>May</b> 5/3/22 Commission Workshop 5/17/22 Regular Commission Meeting 5/3 – 5/6/22 ACWA Spring Conference, Sacramento, CA	<b>June</b> 6/7/22 Commission Workshop 6/21/22 Regular Commission Meeting
<b>July</b> 7/5/22 Commission Workshop 7/19/22 Regular Commission Meeting	<b>August</b> 8/2/22 Commission Workshop 8/16/22 Regular Commission Meeting
<b>September</b> 9/6/22 Commission Workshop 9/20/22 Regular Commission Meeting	<b>October</b> 10/4/22 Commission Workshop 10/18/22 Regular Commission Meeting
<b>November</b> 11/1/22 Commission Workshop 11/15/22 Regular Commission Meeting	<b>December</b> 12/6/22 Commission Workshop 12/20/22 Regular Commission Meeting 11/29 – 12/2/22 ACWA Fall Conference, Indian Wells, CA



# SAWPA

**SANTA ANA WATERSHED PROJECT AUTHORITY**

11615 Sterling Avenue, Riverside, California 92503 • (951) 354-4220

PURSUANT TO THE PROVISIONS OF AB 361, THIS MEETING WILL BE CONDUCTED VIRTUALLY WITH THE OPPORTUNITY FOR PUBLIC COMMENT. ALL VOTES TAKEN WILL BE CONDUCTED BY ORAL ROLL CALL.

This meeting will be accessible as follows:

Meeting Access Via Computer (Zoom)*:	Meeting Access Via Telephone*:
<ul style="list-style-type: none"><li>• <a href="https://sawpa.zoom.us/j/88600178686">https://sawpa.zoom.us/j/88600178686</a></li><li>• Meeting ID: 886 0017 8686</li></ul>	<ul style="list-style-type: none"><li>• 1 (669) 900-6833</li><li>• Meeting ID: 886 0017 8686</li></ul>
* Participation in the meeting via the Zoom app (a free download) is strongly encouraged	

## REGULAR COMMISSION MEETING TUESDAY, NOVEMBER 16, 2021 – 9:30 A.M.

### AGENDA

1. CALL TO ORDER/PLEDGE OF ALLEGIANCE (Jasmin Hall, Chair)

2. ROLL CALL

3. PUBLIC COMMENTS

Members of the public may address the Commission on items within the jurisdiction of the Commission; however, no action may be taken on an item not appearing on the agenda unless the action is otherwise authorized by Government Code §54954.2(b).

4. ITEMS TO BE ADDED OR DELETED

5. CONSENT CALENDAR

All matters listed on the Consent Calendar are considered routine and non-controversial and will be acted upon by the Commission by one motion as listed below.

A. APPROVAL OF MEETING MINUTES: NOVEMBER 2, 2021

**Recommendation:** Approve as posted.

6. NEW BUSINESS

A. SUNNYSLOPE CREEK NATIVE FISH DROUGHT RESPONSE PROJECT GRANT APPLICATION (CM#2021.81)

**Presenter:** Ian Achimore

**Recommendation:** Approve the Sunnyslope Creek Native Fish Response Project's grant application to the Department of Water Resources for the 2021 Urban and Multibenefit Drought Relief Grant Application by adopting SAWPA Resolution No. 2021-9.

7. INFORMATIONAL REPORTS

**Recommendation:** Receive for information.

A. CASH TRANSACTIONS REPORT – SEPTEMBER 2021

**Presenter:** Karen Williams

- B. **INTER-FUND BORROWING – SEPTEMBER 2021 (CM#2021.82)**  
**Presenter:** Karen Williams
- C. **PERFORMANCE INDICATORS/FINANCIAL REPORTING – SEPTEMBER 2021 (CM#2021.83)**  
**Presenter:** Karen Williams
- D. **PROJECT AGREEMENT 25 – OWOW FUND – FINANCIAL REPORT, AUGUST 2021**  
**Presenter:** Karen Williams
- E. **PROJECT AGREEMENT 26 – ROUNDTABLE FUND – FINANCIAL REPORT, AUGUST 2021**  
**Presenter:** Karen Williams
- F. **GENERAL MANAGER REPORT**  
**Presenter:** Jeff Mosher
- G. **STATE LEGISLATIVE REPORT**  
**Presenter:** Jeff Mosher
- H. **CHAIR’S COMMENTS/REPORT**
- I. **COMMISSIONERS’ COMMENTS**
- J. **COMMISSIONERS’ REQUEST FOR FUTURE AGENDA ITEMS**

## **8. CLOSED SESSION**

There were no Closed Session items anticipated at the time of the posting of this agenda.

## **9. ADJOURNMENT**

### **PLEASE NOTE:**

Americans with Disabilities Act: If you require any special disability related accommodations to participate in this meeting, call (951) 354-4220 or email [svilla@sawpa.org](mailto:svilla@sawpa.org). 48-hour notification prior to the meeting will enable staff to make reasonable arrangements to ensure accessibility for this meeting. Requests should specify the nature of the disability and the type of accommodation requested.

Materials related to an item on this agenda submitted to the Commission after distribution of the agenda packet are available for public inspection during normal business hours at the SAWPA office, 11615 Sterling Avenue, Riverside, and available at [www.sawpa.org](http://www.sawpa.org), subject to staff's ability to post documents prior to the meeting.

### **Declaration of Posting**

I, Sara Villa, Clerk of the Board of the Santa Ana Watershed Project Authority declare that on November 10, 2021, a copy of this agenda has been uploaded to the SAWPA website at [www.sawpa.org](http://www.sawpa.org) and posted at SAWPA's office at 11615 Sterling Avenue, Riverside, California.



## **2021 SAWPA Commission Meetings/Events**

First and Third Tuesday of the Month

(NOTE: All meetings begin at 9:30 a.m., unless otherwise noticed, and are held at SAWPA.)

<b>November</b>	<b>December</b>
11/2/21 Commission Workshop	12/7/21 Commission Workshop
11/16/21 Regular Commission Meeting	12/21/21 Regular Commission Meeting
	11/30 – 12/3/21 ACWA Fall Conference, Pasadena

## **2022 SAWPA Commission Meetings/Events**

First and Third Tuesday of the Month

(NOTE: All meetings begin at 9:30 a.m., unless otherwise noticed, and are held at SAWPA.)

<b>January</b>	<b>February</b>
1/4/22 Commission Workshop	2/1/22 Commission Workshop
1/18/22 Regular Commission Meeting	2/15/22 Regular Commission Meeting
<b>March</b>	<b>April</b>
3/1/22 Commission Workshop	4/5/22 Commission Workshop
3/15/22 Regular Commission Meeting	4/19/22 Regular Commission Meeting
<b>May</b>	<b>June</b>
5/3/22 Commission Workshop	6/7/22 Commission Workshop
5/17/22 Regular Commission Meeting	6/21/22 Regular Commission Meeting
5/3 – 5/6/22 ACWA Spring Conference, Sacramento, CA	
<b>July</b>	<b>August</b>
7/5/22 Commission Workshop	8/2/22 Commission Workshop
7/19/22 Regular Commission Meeting	8/16/22 Regular Commission Meeting
<b>September</b>	<b>October</b>
9/6/22 Commission Workshop	10/4/22 Commission Workshop
9/20/22 Regular Commission Meeting	10/18/22 Regular Commission Meeting
<b>November</b>	<b>December</b>
11/1/22 Commission Workshop	12/6/22 Commission Workshop
11/15/22 Regular Commission Meeting	12/20/22 Regular Commission Meeting
	11/29 – 12/2/22 ACWA Fall Conference, Indian Wells, CA

**AGENCY  
REPRESENTATIVES'  
REPORTS**

**4B**



## Regular Board of Directors Meeting

November 9, 2021

12:00 PM

Tuesday, November 9, 2021 Meeting Schedule
09:00 a.m. - L&C
10:00 a.m. - OP&T
11:30 a.m. - Break
12:00 p.m. - BOD

Teleconference meetings will continue through the end of the year. Live streaming is available for all board and committee meetings on [mwdh2o.com](https://mwdh2o.com) ([Click Here](#))

A listen only phone line is also available at 1-800-603-9516; enter code: 2176868#. Members of the public may present their comments to the Board on matters within their jurisdiction as listed on the agenda via teleconference only. To participate call (404) 400-0335 and enter Code: 9601962.

---

MWD Headquarters Building - 700 N. Alameda Street - Los Angeles, CA 90012

---

### 1. Call to Order

1.1 Invocation: Kenneth R. Morphis Jr., O&M Tech IV, Water System Operations

1.2 Pledge of Allegiance: Director Williams, West Basin MWD

### 2. Roll Call

### 3. Determination of a Quorum

### 4. Opportunity for members of the public to address the Board on matters within the Board's jurisdiction. (As required by Gov. Code § 54954.3(a))

### 5. OTHER MATTERS AND REPORTS

- A. Report on Director's events attended at Metropolitan expense [21-612](#)
- B. Chairwoman's Monthly Activity Report [21-613](#)
- C. General Manager's summary of activities [21-614](#)
- D. General Counsel's summary of activities [21-615](#)
- E. General Auditor's summary of activities [21-616](#)
- F. Ethics Officer's summary of activities [21-617](#)

**\*\* CONSENT CALENDAR OTHER ITEMS -- ACTION \*\*****6. CONSENT CALENDAR OTHER ITEMS - ACTION**

- A. Approval of the Minutes of the Meeting for October 12, 2021 (Copies have been submitted to each Director) Any additions, corrections, or omissions [21-593](#)
- B. Adopt resolution to continue remote teleconference meetings pursuant to the Brown Act Section 54953(e) for meetings of Metropolitan's legislative bodies for a period of 30 days; the General Manager has determined that the proposed action is exempt or otherwise not subject to CEQA [21-601](#)
- C. Approve Committee Assignments

**\*\* END OF CONSENT CALENDAR ITEMS \*\*****7. CONSENT CALENDAR ITEMS - ACTION**

- 7-1 Recommend that the Board approve proposed ethics-related amendments to the Administrative Code; the General Manager has determined that the proposed action is not subject to CEQA. [Posting Separately] (AE) [21-568](#)

**Attachments:** [11092021 AE 7-1 B-L.pdf](#)  
[10262021 AE 7-1 Presentation.pdf](#)

- 7-2 Award a \$1,477,000 contract to Minako America Corporation (dba Minco Construction) for replacement of ozone power supply units at the Joseph Jensen Water Treatment Plant and authorize an agreement with CDM Smith Inc. in an amount not to exceed \$800,000 for engineering services to support the Jensen ozone generation system rehabilitation; the General Manager has determined that the proposed action is exempt or otherwise not subject to CEQA (EO) [21-595](#)

**Attachments:** [11092021 EO 7-2 B-L](#)

- 7-3** Award a \$9.2 million contract to CSI Electrical Contractors, Inc. for Stage 2 electrical upgrades at the Henry J. Mills Water Treatment Plant; authorize: (1) granting of a permanent easement to Riverside Public Utilities; and (2) an increase of \$830,000 to an agreement with Lee & Ro, Inc., for a new not-to-exceed amount of \$1,927,000 for engineering support; the General Manager has determined that the proposed action is exempt or otherwise not subject to CEQA (EO) [21-597](#)

**Attachments:** [11092021 EO 7-3 B-L](#)

- 7-4** Adopt the CEQA determination that the proposed action has been previously addressed in the certified 2015 Final EIR and related CEQA documents; and award a \$6,044,896.76 procurement contract to Northwest Pipe Company for steel pipe to rehabilitate a portion of the Etiwanda Pipeline (EO) [21-598](#)

**Attachments:** [11092021 EO 7-4 B-L](#)

- 7-5** Award a \$3,280,920 contract to J.F. Shea, Construction, Inc. for lining of the Cholla Wash cut-and-cover conduit at Mile Marker 126 on the Colorado River Aqueduct; the General Manager has determined that the proposed action is exempt or otherwise not subject to CEQA (EO) [21-599](#)

**Attachments:** [11092021 EO 7-5 B-L](#)

- 7-6** Adopt Legislative Priorities and Principles for 2022; the General Manager has determined that the proposed action is exempt or otherwise not subject to CEQA (CL) [21-600](#)

**Attachments:** [11092021 CL 7-6 B-L](#)

- 7-7** Approve Metropolitan's annual membership in the North American Transmission Forum and authorize a one-time payment of \$5,000 and annual dues payment of \$28,500; the General Manager determined that the proposed action is exempt or otherwise not subject to CEQA (CL) [21-608](#)

**Attachments:** [11092021 CL 7-7 B-L](#)

- 7-8** Adopt a Resolution declaring a Regional Drought Emergency; the General Manager has determined these proposed actions are exempt or otherwise not subject to CEQA. [POSTING SEPARATELY] (WPS) [21-640](#)

- 7-9** Authorize implementation of modifications to the Turf Replacement Program, the Member Agency Administered Funds Program, the Pre-1994 Multi-Family Property Toilet Replacement Program, and the Southern California Gas Company Direct Install Program; the General Manager has determined that the proposed actions are exempt or otherwise not subject to CEQA (WPS) [21-603](#)

**Attachments:** [11092021 WPS 7-9 B-L](#)

- 7-10** Authorize implementation of a new Municipal Leak Detection and Repair Grant Pilot Program; the General Manager has determined that the proposed actions are exempt or otherwise not subject to CEQA (WPS) [21-604](#)

**Attachments:** [11092021 WPS 7-10 B-L](#)

- 7-11** Adopt resolution to support Metropolitan's application for the United States Bureau of Reclamation's Water and Energy Efficiency FY 2022 Grant Program of \$2 million to supplement funding for public agency landscapes within the Turf Replacement Program; authorize the General Manager to accept grant funds, if awarded; and authorize the General Manager to enter into a contract with United States Bureau of Reclamation for the grant funds, if awarded; the General Manager has determined that the proposed actions are exempt or otherwise not subject to CEQA. [POSTING SEPARATELY] (WPS) [21-606](#)

- 7-12** Authorize the General Manager to enter into agreements with the Quechan Tribe of the Fort Yuma Indian Reservation and farmers within Quechan tribal land to provide incentives for land fallowing related to the Metropolitan/Quechan Tribe Seasonal Fallowing Pilot Program, for up to \$1.6 million in 2022 and 2023; the General Manager has determined that the proposed action is exempt or otherwise not subject to CEQA (WPS) [21-605](#)

**Attachments:** [11092021 WPS 7-12 B-L](#)

- 7-13** (1) Rescind the Board's June 8, 2021 action authorizing the General Manager to enter into a Local Resources Program (LRP) agreement with the Municipal Water District of Orange County (MWDOC) and Santa Margarita Water District (SMWD) for the Las Flores Recycled Water Expansion Project (Las Flores Project); review and consider SMWD's approved Final Mitigated Negative Declaration and Addendum for the Las Flores Project and take related CEQA actions; and, after the disclosure of a remote financial interest under Government Code section 1090 (section 1090) and director recusal, consider and authorize an LRP agreement with MWDOC and SMWD for the Las Flores Project; [21-641](#)

(2) Rescind the Board's December 13, 2016 actions authorizing the General Manager to enter into LRP agreements with MWDOC and SMWD for the Lake Mission Viejo Advance Purification Water Treatment Facilities (Lake Mission Viejo Facilities) and with MWDOC and the El Toro Water District (ETWD) for the El Toro Recycled Water System Expansion Phase II Project (El Toro Project); after the disclosure of a remote financial interest under section 1090 and director recusal, consider and authorize LRP agreements with MWDOC and SMWD for the Lake Mission Viejo Facilities and with MWDOC and ETWD for the El Toro Project; and authorize retroactive LRP payments in the amounts of \$522,000 and \$110,00 for the Lake Mission Viejo Facilities and El Toro Recycled Project, respectively, as credit against returned payments in the same amount.

The General Manager has determined these proposed actions are exempt or otherwise not subject to CEQA. [POSTING SEPARATELY] (WPS)

- 7-14** Authorize an increase of \$985,000 to an agreement with PlanNet, LLC for a new not-to-exceed amount of \$2.885 million for professional services in support of the Datacenter Modernization Relocation project; the General Manager has determined that the proposed action is exempt or otherwise not subject to CEQA (OPT) [21-602](#)

**Attachments:** [11092021 OPT 7-14 B-L](#)

## **8. OTHER BOARD ITEMS - ACTION**

None

## **9. BOARD INFORMATION ITEMS**



**9-1** Report on Conservation

[21-611](#)

**Attachments:** [11092021 BOD 9-1 Report](#)

**10. OTHER MATTERS**

**10-1** Department Head Performance Evaluations [Public Employees' performance evaluations; General Counsel, General Auditor and Ethics Officer; to be heard in closed session pursuant to Gov. Code 54957.]

[21-609](#)

**10-2** Report on Department Head 2020 Salary Survey

[21-610](#)

**10-3** Discuss and Approve Compensation Recommendations for General Counsel, General Auditor, and Ethics Officer

[21-423](#)

**11. FOLLOW-UP ITEMS**

None

**12. FUTURE AGENDA ITEMS**

**13. ADJOURNMENT**

**NOTE:**

At the discretion of the Board, all items appearing on this agenda and all committee agendas, whether or not expressly listed for action, may be deliberated and may be subject to action by the Board.

Each agenda item with a committee designation will be considered and a recommendation may be made by one or more committees prior to consideration and final action by the full Board of Directors. The committee designation appears in parenthesis at the end of the description of the agenda item e.g. (E&O, BF&I). Committee agendas may be obtained from the Executive Secretary.

Requests for a disability related modification or accommodation, including auxiliary aids or services, in order to attend or participate in a meeting should be made to the Executive Secretary in advance of the meeting to ensure availability of the requested service or accommodation.

**AGENCY  
REPRESENTATIVES'  
REPORTS**

**4C**



## **Regional Sewerage Program Policy Committee Meeting**

### **AGENDA**

**Thursday, November 4, 2021**

**3:30 p.m.**

**Teleconference Call**

In effort to prevent the spread of COVID-19, the Regional Sewerage Program Policy Committee Meeting will be held remotely by teleconference.

**Teams Conference Link:** [https://teams.microsoft.com/l/meetup-join/19%3ameeting\\_NWU1NzA2NDktM2VjMC00NDU1LTkxMmUtMjYyMjA2YWM3YWU4%40thread.v2/0?context=%7b%22Tid%22%3a%224c0c1e57-30f3-4048-9bd2-cd58917dcf07%22%2c%22Oid%22%3a%22329ec40e-eb94-4218-9621-6bfa0baa9697%22%7d](https://teams.microsoft.com/l/meetup-join/19%3ameeting_NWU1NzA2NDktM2VjMC00NDU1LTkxMmUtMjYyMjA2YWM3YWU4%40thread.v2/0?context=%7b%22Tid%22%3a%224c0c1e57-30f3-4048-9bd2-cd58917dcf07%22%2c%22Oid%22%3a%22329ec40e-eb94-4218-9621-6bfa0baa9697%22%7d)

**Teleconference: 1-415-856-9169/Conference ID: 552 973 583#**

This meeting is being conducted virtually by video and audio conferencing. There will be no public location available to attend the meeting; however, the public may participate and provide public comment during the meeting by calling into the number provided above. Alternatively, you may email your public comments to the Recording Secretary Laura Mantilla at [lmantilla@ieua.org](mailto:lmantilla@ieua.org) no later than 24 hours prior to the scheduled meeting time. Your comments will then be read into the record during the meeting.

---

**Call to Order/Flag Salute**

**Roll Call**

**Public Comment**

Members of the public may address the Committee on any item that is within the jurisdiction of the Committee; however, no action may be taken on any item not appearing on the agenda unless the action is otherwise authorized by Subdivision (b) of Section 54954.2 of the Government Code.  
Comments will be limited to three minutes per speaker.

(Continued)

## Additions to the Agenda

In accordance with Section 54954.2 of the Government Code (Brown Act), additions to the agenda require two-thirds vote of the legislative body, or, if less than two-thirds of the members are present, a unanimous vote of those members present, that there is a need to take immediate action and that the need for action came to the attention of the local agency subsequent to the agenda being posted.

- 1. Technical Committee Report** *(Oral)*
- 2. Action Item**
  - A. Approval of October 7, 2021 Policy Committee Meeting Minutes
- 3. Informational Items**
  - A. SAWPA Update
  - B. Regional Contract Negotiation Update *(Oral)*
  - C. Grants Semi-Annual Update
  - D. Operations Division Quarterly Update
- 4. Receive and File**
  - A. Building Activity Report
  - B. Recycled Water Distribution – Operations Summary
- 5. Policy Committee Items Distributed**

None
- 6. Other Business**
  - A. IEUA General Manager's Update
  - B. Committee Member Requested Agenda Items for Next Meeting
  - C. Committee Member Comments
  - D. Next Meeting – December 2, 2021

## Adjourn

### DECLARATION OF POSTING

I, Laura Mantilla, Executive Assistant of the Inland Empire Utilities Agency\*, a Municipal Water District, hereby certify that, per Government Code Section 54954.2, a copy of this agenda has been posted at the Agency's main office, 6075 Kimball Avenue, Building A, Chino, CA and on the Agency's website at [www.ieua.org](http://www.ieua.org) at least seventy-two (72) hours prior to the meeting date and time above.

In compliance with the Americans with Disabilities Act, if you need special assistance to participate in this meeting, please contact the Laura Mantilla at (909) 993-1944 or [lmantilla@ieua.org](mailto:lmantilla@ieua.org), 48 hours prior to the scheduled meeting so that IEUA can make reasonable arrangements to ensure accessibility.

**AGENCY  
REPRESENTATIVES'  
REPORTS**

**4D**

**CHINO BASIN WATERMASTER  
WATERMASTER BOARD MEETING**

11:00 a.m. – October 28, 2021

*Mr. Jim Curatalo – Chair*

*Mr. Jeff Pierson – Vice-Chair*

**Meeting Available by Remote Access Only\***

Click on this [link](#) to access by PC/Smart Device

OR

Conference Call: (253) 215-8782

Meeting ID: 881 3904 9591

Passcode: 403170

**AGENDA**

**CALL TO ORDER**

**FLAG SALUTE**

**ROLL CALL**

**PUBLIC COMMENTS**

**AGENDA - ADDITIONS/REORDER**

**I. CONSENT CALENDAR**

**Note:** All matters listed under the Consent Calendar are considered to be routine and non-controversial and will be acted upon by one motion in the form listed below. There will be no separate discussion on these items prior to voting unless any members, staff, or the public requests specific items be discussed and/or removed from the Consent Calendar for separate action.

**A. MINUTES**

Approve as presented:

1. Minutes of the Watermaster Board Meeting held September 23, 2021 (*page 1*)

**B. FINANCIAL REPORTS**

Receive and file as presented:

1. Cash Disbursements for the month of August 2021 (*page 7*)
2. Watermaster VISA Check Detail for the month of August 2021 (*page 21*)
3. Combining Schedule for the Period July 1, 2021 through August 31, 2021 (*page 24*)
4. Treasurer's Report of Financial Affairs for the Period August 1, 2021 through August 31, 2021 (*page 27*)
5. Budget vs. Actual Report for the Period July 1, 2021 through August 31, 2021 (*page 31*)
6. Cash Disbursements for the month of September 2021 (*page 52*)

**C. APPLICATION: WATER TRANSACTION (*page 64*)**

Approve the proposed transaction:

The purchase of 140 acre-feet of water from City of Upland by Golden State Water Company. This purchase is made from City of Upland's Annual Production Right.

**D. APPLICATION: WATER TRANSACTION (page 72)**

Approve the proposed transaction:

The purchase of 66.4 acre-feet of water from West End Consolidated Water Company by Golden State Water Company. This purchase is made from West End Consolidated Water Company's Annual Production Right. Golden State Water Company is utilizing this transaction to produce its West End Consolidated Water Company shares.

**E. APPLICATION: WATER TRANSACTION (page 80)**

Approve the proposed transaction:

The purchase of 708.3 acre-feet of water from West End Consolidated Water Company by City of Upland. This purchase is made from West End Consolidated Water Company's Excess Carry Over Storage Account. City of Upland is utilizing this transaction to produce its West End Consolidated Water Company shares.

**F. TASK ORDER NO. 6 UNDER MASTER AGREEMENT FOR COLLABORATIVE PROJECTS: LOSS OF HYDRAULIC CONTROL MITIGATION PLAN UPDATE (page 88)**

Approve the Task Order No. 6 as presented and authorize the General Manager to execute the agreement on behalf of Watermaster subject to any necessary non-substantive changes.

**G. FISCAL YEAR 2021/22 BUDGET AMENDMENT (FORM A-21-10-01) (page 106)**

Adopt the Fiscal Year 2021/22 Budget Amendment (Form A-21-10-01).

**H. RESOLUTION 2021-04 AUTHORIZING REMOTE TELECONFERENCE MEETINGS UNDER BROWN ACT (page 110)**

Adopt Resolution 2021-04 Authorizing Remote Teleconference Meetings under the Ralph M. Brown Act.

**II. BUSINESS ITEMS**

**A. CHINO BASIN WATERMASTER ANNUAL FINANCIAL REPORT FOR THE FISCAL YEARS ENDED JUNE 30, 2021 AND 2020; AND THE CHINO BASIN WATERMASTER MANAGEMENT REPORT FOR JUNE 30, 2021 (page 116)**

Receive and file (1) the Chino Basin Watermaster Annual Financial Report for the Fiscal Years Ended June 30, 2021 and 2020 dated October 28, 2021; and (2) the Chino Basin Watermaster Management Report for June 30, 2021 dated October 28, 2021.

**III. REPORTS/UPDATES**

**A. LEGAL COUNSEL**

1. San Bernardino County Superior Court Emergency Order
2. November 5, 2021 Hearing
3. Rules & Regulations Update
4. Evergreen Storage Agreements
5. Kaiser Permanente Lawsuit

**B. ENGINEER**

1. Ground-Level Monitoring Committee Update
2. Annual Streamflow Monitoring Report
3. Safe Yield Reset Methodology Workshop

**C. CHIEF FINANCIAL OFFICER**

None

*Watermaster's function is to administer and enforce provisions of the Judgment and subsequent orders of the Court, and to develop and implement an Optimum Basin Management Program*



**D. GENERAL MANAGER**

1. Chino Basin Management – Board Discussion (Workshop) (*page 122*)
2. Storage Q&A
3. Drinking Water Well Principles and Strategies
4. First Organization Performance Status Report FY 2021/22 (Oct. 2021) (*page 131*)
5. New Employee Introduction
6. November Meeting Schedule
7. Other

**IV. INFORMATION**

1. Recharge Investigations and Projects Committee (*page 134*)
2. Plumes Status Reports (*page 149*)
3. Ground-Level Monitoring Status Report (*page 212*)

**V. BOARD MEMBER COMMENTS**

**VI. OTHER BUSINESS**

**VII. CONFIDENTIAL SESSION - POSSIBLE ACTION**

Pursuant to Article II, Section 2.6, of the Watermaster Rules & Regulations, a Confidential Session may be held during the Watermaster Board meeting for the purpose of discussion and possible action.

**VIII. FUTURE MEETINGS AT WATERMASTER\***

10/26/21	Tue	1:30 p.m.	Update of the Safe Yield Methodology (Peer Review)
10/28/21	Thu	9:00 a.m.	Appropriative Pool Committee Special Meeting (Conf. Session Only)
10/28/21	Thu	11:00 a.m.	Watermaster Board
11/02/21	Tue	10:00 a.m.	2021/22 Assessment Package Workshop #2
11/10/21	Wed	9:00 a.m.	Appropriative Pool Committee Meeting**
11/10/21	Wed	11:00 a.m.	Non-Agricultural Pool Committee Meeting**
11/10/21	Wed	1:30 p.m.	Agricultural Pool Committee Meeting**
11/18/21	Thu	9:00 a.m.	Advisory Committee Meeting
11/18/21	Thu	11:00 a.m.	Watermaster Board***

\* Watermaster meetings are being held remotely at this time. We are continuing to assess pandemic conditions and will hold in-person meetings when practical.

\*\* Advanced to November 10, 2021 due to the Veteran's Day Holiday

\*\*\* Advanced to November 18, 2021 due to the Thanksgiving Holiday

**ADJOURNMENT**

**AGENCY  
REPRESENTATIVES'  
REPORTS**

**4E**

# **SPECIAL BOARD MEETING OF THE BOARD OF DIRECTORS CHINO BASIN DESALTER AUTHORITY**

**November 4, 2021 • 2:00 p.m.**

## **NOTICE AND AGENDA**

*All documents available for public review are on file with the Authority's  
Secretary located at 3550 E. Philadelphia Street, Suite 170, Ontario, CA 91761*

According to the directives from the California Department of Public Health and Executive Order N-08-21 issued by Governor Gavin Newsom, members of the public are invited to participate via video or teleconference

---

### **To join teleconference:**

Dial-in #: (669) 900 6833      Zoom Meeting ID: 813 5205 9101      Passcode: 380557

### **To join video conference:**

Click on link: [Join Zoom Meeting](#)

Or copy URL: <https://us02web.zoom.us/j/81352059101?pwd=M01uOEVteVBCTnVyZ0tKVUxrb1hHdz09>

Or go to <https://zoom.us/>      Zoom Meeting ID: 813 5205 9101      Passcode: 380557

---

## **CALL TO ORDER**

## **ROLL CALL**

## **PUBLIC COMMENT**

*Members of the public may address the Board of Directors on any item that is within the jurisdiction of the Chino Basin Desalter Authority; however, no action may be taken on any item not appearing on the agenda unless the action is otherwise authorized by Subdivision (b) of Section 54954.2 of the Government Code.*

*Under the provisions of the Brown Act, the CDA Board is prohibited from taking action on non-agendized matters. However, Board Members may respond briefly or refer the communication to staff. The CDA Board may also request the Secretary to calendar an item related to your communication at a future CDA Board meeting.*

## **ADDITIONS TO THE AGENDA**

*In accordance with Section 54954.2 of the Government Code (Brown Act), additions to the agenda require two-thirds vote of the legislative body, or, if less than two-thirds of the members are present, a unanimous vote of those members present, that there is a need to take immediate action and that the need for action came to the attention of the local agency subsequent to the agenda being posted.*

## **CONSENT CALENDAR ITEMS**

*Consent Calendar items are expected to be routine and non-controversial to be acted upon by the Board at one time without discussion. If any Board member, staff member, or interested person requests that an item be removed from the Consent Calendar, it will be moved to the first item on the Action Items*

### **1. MINUTES OF OCTOBER 7, 2021 REGULAR BOARD MEETING**

**2. RESOLUTION 2021-07 PROCLAIMING A LOCAL EMERGENCY, RATIFYING THE PROCLAMATION OF A STATE OF EMERGENCY BY EXECUTIVE ORDERS N-25-20, N-29-20 AND N-35-20, AND AUTHORIZING REMOTE TELECONFERENCE MEETINGS FOR A THIRTY (30) DAY PERIOD PURSUANT TO BROWN ACT PROVISIONS**

**Staff Recommendation:**

1. Approve Resolution 2021-06, proclaiming a local emergency, ratifying the proclamation of a state of emergency by Executive Orders N-25-20, N-29-20 and N-35-20, and authorizing remote teleconference meetings for a thirty (30) day period pursuant to Brown Act provisions

**ACTION ITEMS**

*Prior to action of the CDA Board, any member of the public will have the opportunity to address the CDA Board on any item listed on the agenda.*

**3. AMENDMENT NO. 1 TO COUNTY OF SAN BERNARDINO AGREEMENT REGARDING JOINT FACILITY DEVELOPMENT**

Report By: Thomas O'Neill, CDA General Manager/CEO

**Staff Recommendation:**

1. Approve Amendment No. 1 to the agreement with the County of San Bernardino; and
2. Authorize the General Manager/CEO to execute the amendment, subject to non-substantial revisions.

**4. SOUTH ARCHIBALD PLUME PROJECT: AMENDMENT NOS. 6 & 7 TO TRC'S AGREEMENT FOR PROGRAM MANAGEMENT SERVICES**

Report By: Cindy Miller, South Archibald Plume Program Manager

**Staff Recommendation:**

1. Approve amendments 6 and 7 to the professional services agreement with TRC for construction management and inspection services in the not-to-exceed amounts of \$53,089.23 and 40,939.33 respectively; and
2. Authorize the General Manager/CEO to finalize and execute the amendment, with subsequent authorizations up to a not-to-exceed total of \$2,717,810.33.

**STAFF COMMENTS**

- i. Deputy CDA General Counsel, Allison Burns
- ii. CDA CFO/Treasurer, Michael Chung
- iii. CDA General Manager/CEO, Thomas O'Neill

## **CLOSED SESSION**

*The Authority may adjourn to a Closed Session to consider litigation matters, personnel matters, or other matters as provided for in the Ralph M. Brown Act (Section 54950 et seq., of the Government Code).*

5. **CONFERENCE WITH LEGAL COUNSEL – ANTICIPATED LITIGATION:  
CONSIDERATION OF INITIATION OF LITIGATION PURSUANT TO GOVERNMENT  
CODE SECTION 54956.9(D)(4)  
(ONE POTENTIAL CASE)**
6. **CONFERENCE WITH LEGAL COUNSEL – ANTICIPATED LITIGATION:  
SIGNIFICANT EXPOSURE TO LITIGATION PURSUANT TO GOVERNMENT CODE  
SECTION 54956.9(D)(2)  
(ONE POTENTIAL CASE)**

## **DIRECTOR COMMENTS**

## **ADJOURN**

### ***Declaration of Posting***

Any person with a disability who requires accommodations in order to participate in this meeting or for package materials in an alternative format should telephone Executive Assistant Casey Costa at (909) 218-3730, at least 48 hours prior to the meeting in order to make a request for a disability-related modification or accommodation. All accommodation requests will be handled swiftly and resolving all doubts in favor of access. Copies of records provided to Board Members which relate to any agenda item to be discussed in open session may be obtained from Chino Basin Desalter Authority at 3550 Philadelphia Street, Suite 170, Ontario, CA 91761.

*I, Casey Costa, Executive Assistant to the Chino Basin Desalter Authority, hereby certify that a copy of this agenda has been posted by 2:00 p.m. at the Chino Basin Desalter Authority's main office, 3550 Philadelphia Street, Suite 170, Ontario, CA on November 1, 2021.*

  
\_\_\_\_\_  
Casey Costa, Executive Assistant

**AGENCY  
REPRESENTATIVES'  
REPORTS**

**4F**



**REGULAR MEETING OF THE  
BOARD OF DIRECTORS  
MONDAY, NOVEMBER 1, 2021  
10:00 A.M.  
(Virtual Meeting)**

**Telecon:**

**[www.ierca.org/calendar](http://www.ierca.org/calendar)**

+1 415-856-9169 United States, San Francisco (Toll)

Conference ID: 851 668 671#

**TELECONFERENCE ACCESSIBILITY FOR THE GENERAL PUBLIC:**

In all efforts to prevent the spread of COVID-19, until further notice, the Inland Empire Regional Composting Authority will be holding all Board meetings by teleconferencing.  
The meeting will be accessible at: (415) 856-9169 / Conf Code: 851 668 671#

This meeting is being conducted virtually by video and audio conferencing. There will be no public location available to attend the meeting; however, the public may participate and provide public comment during the meeting by calling into the number provided here. The public may also view the meeting live through the Agency's website. Alternatively, you may email your public comments to the Recording Secretary at [afernandez@ieua.org](mailto:afernandez@ieua.org) no later than 24 hours prior to the scheduled meeting time. Your comments will then be read into the record during the meeting.

**CALL TO ORDER  
OF THE INLAND EMPIRE REGIONAL COMPOSTING AUTHORITY BOARD OF  
DIRECTORS MEETING**

**FLAG SALUTE**

**PUBLIC COMMENT**

Members of the public may address the Board on any item that is within the jurisdiction of the Board; however, no action may be taken on any item not appearing on the agenda unless the action is otherwise authorized by Subdivision (b) of Section 54954.2 of the Government Code. Those persons wishing to address the Board on any matter, whether or not it appears on the agenda, are requested to complete and submit to the Board Secretary a "Request to Speak" form which are available on the table in the Board Room. Comments will be limited to five minutes per speaker. Thank you.



## **ADDITIONS TO THE AGENDA**

In accordance with Section 54954.2 of the Government Code (Brown Act), additions to the agenda require two-thirds vote of the legislative body, or, if less than two-thirds of the members are present, a unanimous vote of those members present, that there is a need to take immediate action and that the need for action came to the attention of the local agency subsequent to the agenda being posted.

## **INTRODUCTIONS**

### **INTRODUCTION OF ADRIANNE FERNANDEZ AS THE NEW ADMINISTRATIVE ASSISTANT II**

### **RECOGNITION OF CHRISTINA VALENCIA FOR 10 YEARS OF SERVICE WITH INLAND EMPIRE REGIONAL COMPOSTING AUTHORITY**

## **1. ACTION ITEMS**

### **A. ADOPTION OF RESOLUTION NO. 2021-11-1**

A Resolution of the Board of Directors of the Inland Empire Regional Composting Authority, making certain findings and determinations regarding special rules for conducting meetings through teleconference.

### **B. DESIGNATION OF IERCA ACTING TREASURER**

It is recommended that the Board of Directors approve Javier Chagoyen-Lazaro, Manager of Finance and Accounting for the Inland Empire Utilities Agency, as the IERCA Acting Treasurer.

### **C. WHEEL LOADER PURCHASE**

It is recommended that the Board of Directors:

1. Approve the purchase of one L-566 wheel loader for approximately \$450,000 including taxes, delivery and warranty;
2. Approve a budget amendment for \$450,000; and,
3. Authorize the IEUA Manager of Contracts and Procurement to finalize and execute the agreement.

## **2. CONSENT CALENDAR**

### **A. MINUTES**

The Board will be asked to approve the minutes from the August 2, 2021 regular meeting.

### **B. INVESTMENT AND DISBURSEMENT REPORT**

It is recommended that the Board of Directors approve for the months of July 2021 –September 2021:

1. Total disbursements the amount of \$1,156,083.13.

2. There were no new investments during July 1, 2021 – September 30, 2021.

3. **INFORMATION ITEMS**

- A. **PROJECT MANAGER’S REPORT**

- B. **TREASURER’S REPORT OF FINANCIAL AFFAIRS FOR THE QUARTER ENDED SEPTEMBER 30, 2021**

- C. **ASSET MANAGEMENT UPDATE**

4. **DIRECTOR COMMENTS**

Next regular meeting is scheduled for Monday, February 7, 2022 at 10:00 a.m.

5. **ADJOURN**

In compliance with the Americans with Disabilities Act, if you need special assistance to participate in this meeting, please contact the Recording Secretary (909-993-1744), 48 hours prior to the scheduled meeting so that the Authority can make reasonable arrangements.

#### **Declaration of Posting**

---

I, Adrienne Fernandez, Recording Secretary to the Inland Empire Regional Composting Authority, hereby certify that a copy of this agenda has been posted by 5:30 p.m. at the County Sanitation Districts of Los Angeles 1955 Workman Mill Road, Whittier, CA and at the IERCA’s Administrative Building, 12645 Sixth Street, Rancho Cucamonga, CA and at the IEUA’s main office, 6075 Kimball Ave., Chino, CA on Thursday, October 28, 2021.

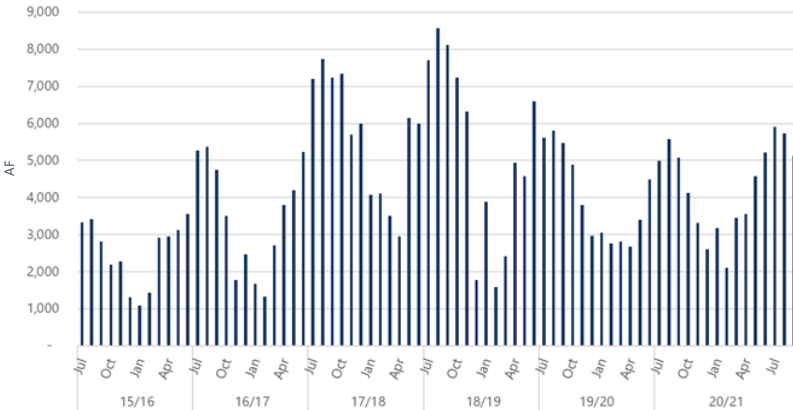
---

Adrienne Fernandez, Recording Secretary

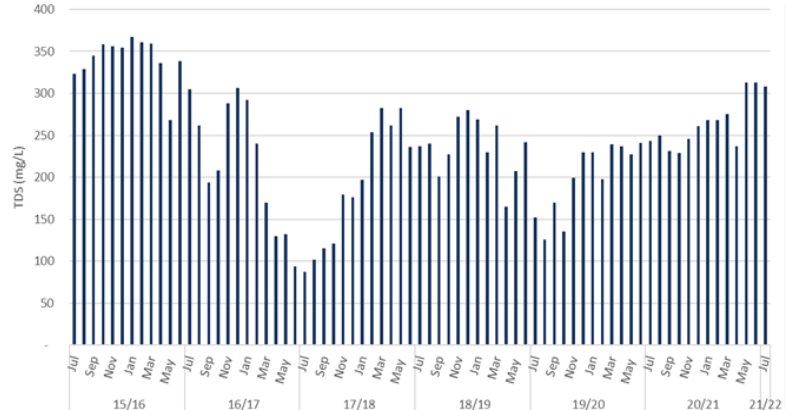
# **GENERAL MANAGER'S REPORT**

## Imported Water

Full Service Imported Water Deliveries Summary  
(FY 2015/16 to 2020/21)

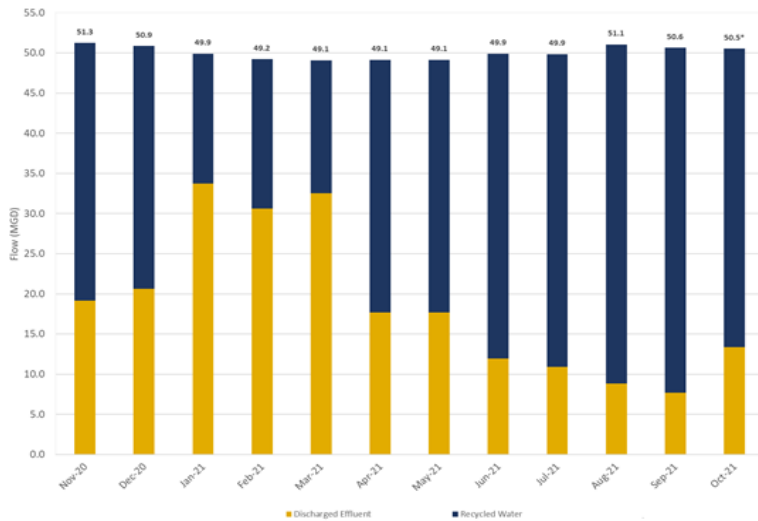


Imported Water TDS Summary  
(FY 2015/16 to 2020/21)



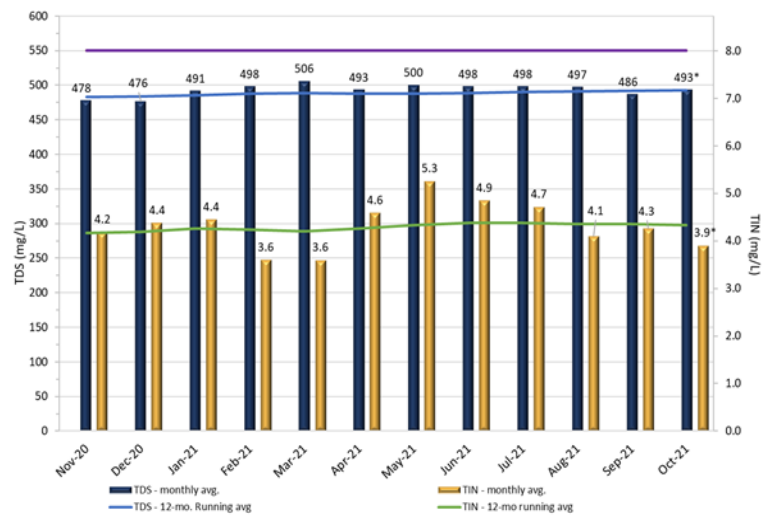
## Recycled Water

Recycled Water Use



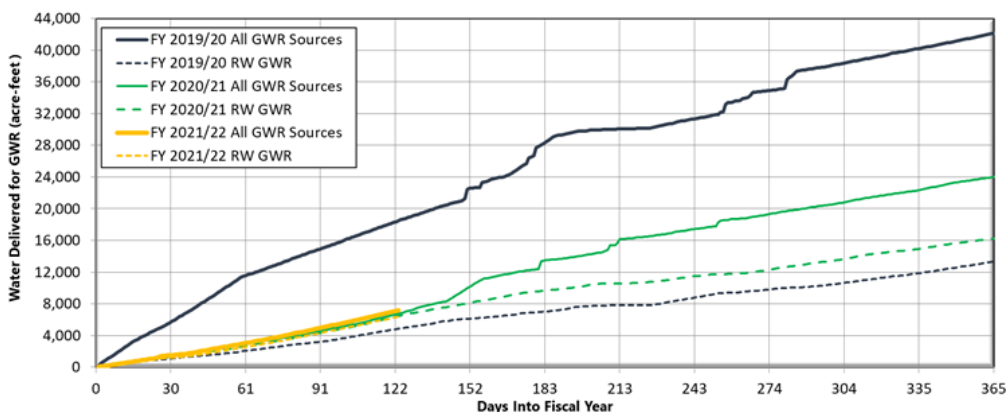
\*Preliminary Data

Agency-Wide Effluent TDS & TIN - 12-Month Running Avg



\* Preliminary Data

## Groundwater Recharge

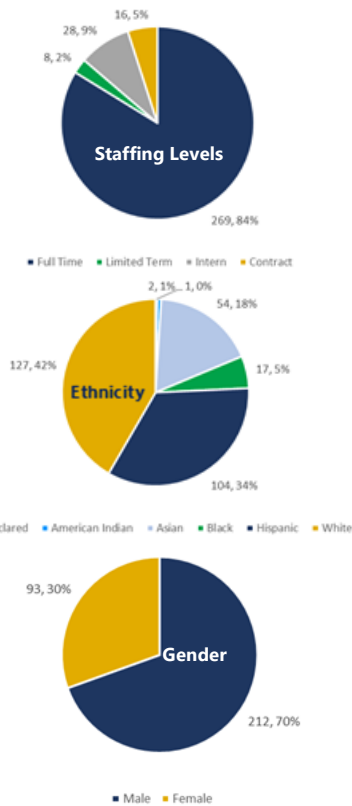


### OCTOBER 2021 NOTES:

- The total stormwater and dry weather flows recharged in October is preliminarily estimated at 156 acre-feet.
- Recycled water delivered for recharge in October totaled 1,979 acre-feet.
- Imported water from Cucamonga basin into Chino basin preliminarily totaled 26 acre-feet.
- Chino Basin Watermaster will remove 4.2% for evaporation losses from delivered supplemental water sources (imported water and recycled water).
- Considering evaporation losses, total recharge for October is preliminarily estimated at 2,076 acre-feet.

## Human Resources

### Pulse of the Organization



#### COVID-19 Response:

Management team and key staff members continue to meet regularly to discuss Agency impacts from COVID-19.



[Bid & Award Look Ahead Schedule](#)  
[Active Capital Improvement Project Status](#)  
[Emergency Projects](#)

## Agency Highlights

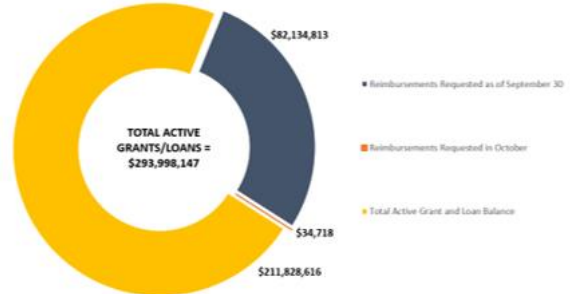
- RP-1 Operations received a Certificate of Recognition award from Los Angeles County Sanitation Districts. The award recognizes Significant Industrial Users that were in full compliance with their non-reclaimable wastewater (NRW) discharge permit for calendar year 2020.
- Employees from across the Agency attended the Certified Reliability Leader training workshop. Staff were educated on asset life cycle, equipment reliability, and asset management.
- On September 30th, the Brown Bag Session was on Air Quality by the Strategic Planning and Resources team. The team shared information on the history of air quality, regulations, and the health effects of air pollution, gave a virtual tour of the Agency's facilities permitted equipment and tips on how to reduce emissions.
- The California Legislature officially designated the first week in October California Water Professionals Appreciation Week (WPAW). WPAW is intended to highlight the important role of water industry professionals and local public water agencies in ensuring safe and reliable water, wastewater, and recycled water in California. The Agency recognized the commitment and hard work by IEUA staff and held drawings, highlighted employees on IEUA's social media among other activities.
- On October 13th, staff represented IEUA at the University of CA, Riverside STEM Virtual Career Fair. Manager of Operations and Maintenance Robert Delgado participated in the fair and shared information on the Agency's opportunities and internship trades program.
- Engineering received a Project of the Year Award in the Public Works \$11M - \$50M category for the Water Quality Lab Project on October 21 at the Annual Construction Management Assoc. of America So. California Chapter Meeting.
- Internal Audit provided a Brown Bag Session on October 21. The team gave an overview on their role and functions, the process of an Operational Audit, and shared information on occupational fraud.
- Staff continues to provide tours of the construction of the RP-5 Expansion Project site to IEUA staff and policy members from outside agencies.

## Grants

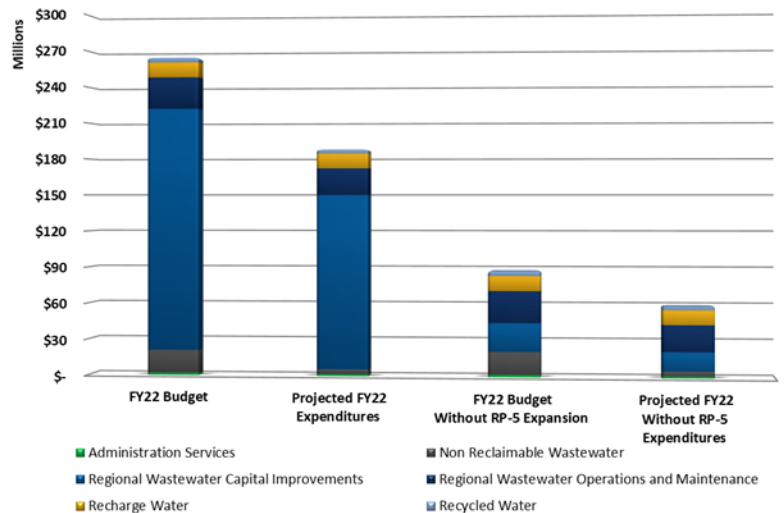
### Financial Update

#### FUNDING APPLICATIONS IN PROGRESS

- \$15M** Department of Water Resources – Urban and Multibenefit Drought Relief Program – Joint IEUA-JCSD Recycled Water Intertie Project
- \$9.6M** State Water Resources Control Board – Clean Water State Revolving Fund Program – Carbon Canyon Process Improvements Project

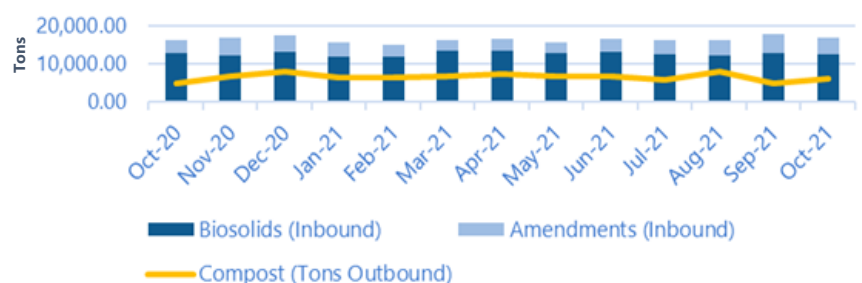


## Engineering & Construction Management FY 21/22 Budget Status Update



## Biosolids/Compost

### IERCF Inbound & Outbound

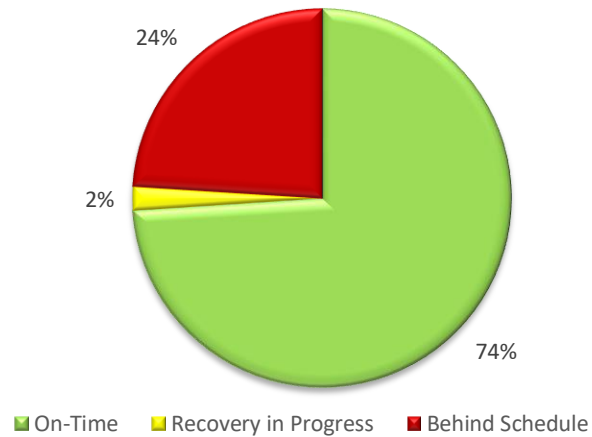


## Bid and Award Look Ahead Schedule

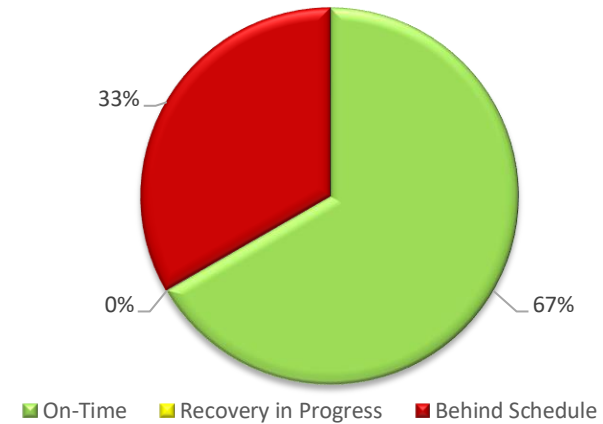
Bid and Award Look Ahead Schedule			
	Project Name	Projected Bid Opening Date	Projected Bid Award Date
	Dec-21		
1	EN22033.00 RP-5 Emergency Generator Load Bank Installation	10/6/2021	12/8/2021
	Jan-22		
2	EN22042.00 RP-4 Ammonia Analyzer and Support System	12/8/2021	1/19/2022
3	EN22014.00 NRWS Manhole Upgrades FY 21/22	11/30/2021	1/19/2022
4	EN22015.00 Collection System Upgrades FY 21/22	11/30/2021	1/19/2022
	Feb-22		
5	EN11039.00 RP-1 Disinfection Pump Improvements	12/2/2021	2/16/2022
	Mar-22		
6	EN21042.00 RP-1 East Influent Gate Replacement	1/22/2022	3/16/2022
7	FM21005.01 Structural Agency Wide Roofing Phase III	2/1/2022	3/16/2022
8	EN22037.00 Prado De-Chlorination Station Inundation Protection	1/20/2022	3/16/2022
9	EN17006.01 CCWRF 12kV Backup Generator Control Circuit Improvements	1/28/2022	3/16/2022
10	EN20064.00 NSNT Sewer Siphon Replacement	1/4/2022	3/16/2022
	Apr-22		
11	RW15003.03 Montclair Basin Improvements	3/9/2022	4/20/2022
	May-22		
12	EN0000000066 Preserve Lift Station Improvements	4/6/2022	5/18/2022
	Jun-22		
13	EN23002.00 Philadelphia Lift Station Force Main Improvements	5/4/2022	6/15/2022
14	EN17006.00 CCWRF Asset Management and Improvements	4/28/2022	6/15/2022
	Oct-22		
15	PA22003.00 Agency Wide Paving	7/22/2022	10/19/2022
	Nov-22		
16	EN13016.05 SCADA Enterprise System - (Regional Water Recycling Plant No. 1)	9/22/2022	11/16/2022
17	EN15002.00 1158 Reservoir Site Cleanup	10/5/2022	11/16/2022

## Active Capital Improvement Project Status

### Design Schedule Performance



### Construction Schedule Performance



Agency-Wide							
No.	Project ID	Project Title	Total Expenditures thru 10/30 (\$)	Total Project Budget (\$)	Project Schedule Performance	Status	Schedule Recovery Plan
1	EN22040.00	NFPA 70E Arc Flash Labels	12,720	210,000	On-Time	Pre-Design	
2	EN19024.00	Regional System Asset Management (Assessment Only)	1,105,852	2,800,000	On-Time	Pre-Design	
3	EN19023.00	Asset Management Planning Document	501,577	750,000	On-Time	Pre-Design	
4	PA22003.00	Agency Wide Paving	7,908	3,810,000	On-Time	Design	
5	EN20038.00	Agency Wide Pavement Management Study	151,299	300,000	On-Time	Design	
6	EN19051.00	RW Hydraulic Modeling	98,464	225,282	On-Time	Design	
7	FM21005.01	Agency Wide Roofing Phase IV	100,199	2,600,000	Behind Schedule	Design	The planned project's milestones were adjusted to ensure available funding based on the TYCIP. However, if materials become available and costs stabilize, the Agency will move forward on the original schedule.
8	EN22043.00	Agency Wide Chemical Containment Area Rehabilitation Phase 2	6,923	505,000	On-Time	Bid & Award	
9	EN21036.01	CB-11 Turnout Cabinet Repairs	29,967	100,000	Behind Schedule	Bid & Award	The project was advertised on Planetbids. However, not enough interest was generated. As a result, the scope has been revised to be re-advertise on 10/25 and bids are due 11/18. The scope was increased to include leak detection and repairs
10	EN19030.00	WC Asset Management (Assessment Only)	65,426	130,000	On-Time	Construction	
11	EN22045.00	New Regional Project PDR's	-	2,500,000	N/A	Not Started	
Sub Total			2,080,335	13,930,282			



## Carbon Canyon

No.	Project ID	Project Title	Total Expenditures thru 10/30 (\$)	Total Project Budget (\$)	Project Schedule Performance	Status	Schedule Recovery Plan
12	EN22054.01	CCWRF Fire Hydrant Repairs	1,621	90,000	On-Time	Design	
13	EN17006.01	CCWRF 12kV Backup Generator Control Circuit Improvements	-	700,000	On-Time	Design	
14	EN17006.00	CCWRF Asset Management and Improvements	3,840,565	26,103,299	Recovery in Progress	Design	The delays are due to the waiting period needed for the approval of the project for the WIFIA funding.
		<i>Sub Total</i>	<i>3,842,186</i>	<i>26,893,299</i>			

## Chino Desalter Authority (CDA)

No.	Project ID	Project Title	Total Expenditures thru 10/30 (\$)	Total Project Budget (\$)	Project Schedule Performance	Status	Schedule Recovery Plan
		None to report at this time.					
		<i>Sub Total</i>	<i>-</i>	<i>-</i>			

## Collections

No.	Project ID	Project Title	Total Expenditures thru 10/30 (\$)	Total Project Budget (\$)	Project Schedule Performance	Status	Schedule Recovery Plan
15	EN22038.00	RP-2 Digester 3 & 4 Exterior Condition Assessment & Repairs	-	35,000	On-Time	Project Evaluation	
16	EN22036.00	RP-1 Centrate Pipeline Assessment	59	11,000	On-Time	Project Evaluation	
17	EN21058.00	Regional Sewer-Hydraulic Modeling	20,343	70,000	On-Time	Pre-Design	
18	EN22015.00	Collection System Upgrades FY 21/22	11,156	500,000	On-Time	Design	
19	EN22014.00	NRWS Manhole Upgrades FY 21/22	9,601	200,000	On-Time	Design	
20	EN20064.00	NSNT Odor Complaints Mitigation	388,233	500,000	On-Time	Design	
21	EN19025.00	Regional Force Main Improvements	1,510,849	4,800,000	Behind Schedule	Construction	Construction has been delayed due to interference with existing utilities and revised traffic control requirements. The contractor has agreed to a non-compensable time extension. No recovery is possible.
22	EN19028.00	NRW Manhole and Pipeline Condition Assessment	441,199	915,000	On-Time	Construction	
23	EN22002.00	NRW East End Flowmeter Replacement	2,968,550	3,600,000	Behind Schedule	Construction	Delays were caused by the relocation of an unknown SoCalGas pipeline and COVID-19 impacts to the delivery of the ABB Flow Meter. There were additional delays regarding the construction of the diversion structures. Contractor is requesting non-compensable time extension. Recovery is not possible.
24	EN19027.00	NRW Pipeline Relining Along Cucamonga Creek	397,772	2,395,000	Behind Schedule	Construction	The project completion date will be delayed by 133 calendar days due to the long lead time needed to procure and deliver the specified vinyl ester resin used for pipeline and manhole lining. Recovery is not possible. A non-compensable time extension will be prepared to address the delay.
25	EN20056.00	RSS Haven Avenue Repairs	989,438	5,850,000	On-Time	Construction	
26	EN21014.00	NRWS Manhole Upgrades FY 20/21	125,107	180,000	On-Time	Project Acceptance	
27	EN21015.00	Collection System Upgrades FY 20/21	367,331	500,000	On-Time	Project Acceptance	
28	EN22039.00	RP-4 SCADA Performance Improvement	-	1,012,000	N/A	Not Started	
29	EN22046.00	New NRW Project PDR's	-	500,000	N/A	Not Started	
		<i>Sub Total</i>	<i>7,229,637</i>	<i>21,068,000</i>			

## Groundwater Recharge

No.	Project ID	Project Title	Total Expenditures thru 10/30 (\$)	Total Project Budget (\$)	Project Schedule Performance	Status	Schedule Recovery Plan
30	EN21051.00	Ely Monitoring Well	74,986	585,000	On-Time	Pre-Design	
31	RW15003.03	Montclair Basin Improvements	303,067	1,788,000	Behind Schedule	Design	The application fee and annual fees for the 401 Permit are undergoing further review and confirmation, when confirmed the payment will be issued. This will delay the permit process until payment is received. No recovery plan currently.
32	RW15003.05	RP-3 Basin Improvements (RMPU PID 21)	1,203,013	-	On-Time	Construction	
33	RW15003.06	Wineville/Jurupa/Force Main Improvements	2,451,093	14,517,842	On-Time	Construction	
34	RW15004.00	Lower Day Basin Improvements	3,919,884	4,008,000	On-Time	Project Acceptance	
35	EN22050.00	GWR Basin PLC Upgrades	-	900,000	N/A	Not Started	
36	EN22051.00	Jurupa Basin VFD Upgrades	-	300,000	N/A	Not Started	
37	EN22049.00	GWR-RW OIT Upgrades	-	56,100	N/A	Not Started	
38	EN21057.00	Recharge Basin Clean-up of Illegally Dumped Materials	2,255	245,538	N/A	Not Started	
		<i>Sub Total</i>	<i>7,954,299</i>	<i>22,400,480</i>			

## Headquarters

No.	Project ID	Project Title	Total Expenditures thru 10/30 (\$)	Total Project Budget (\$)	Project Schedule Performance	Status	Schedule Recovery Plan
39	EN20008.00	HQ Parking Lot FY19/20	59,277	590,000	On-Time	Bid & Award	
40	EN20040.00	HQ Driveway Improvements	129,511	300,000	On-Time	Construction	
		<i>Sub Total</i>	<i>188,788</i>	<i>890,000</i>			

## Lift Stations

No.	Project ID	Project Title	Total Expenditures thru 10/30 (\$)	Total Project Budget (\$)	Project Schedule Performance	Status	Schedule Recovery Plan
41	EN22020.00	Philadelphia Lift Station Pump Upgrades	3,919	2,500,000	On-Time	Project Evaluation	
42	EN22023.00	Prado Dechlor Sump Pump Replacement	1,744	360,000	On-Time	Project Evaluation	
43	EN22048.00	PLS Generator Control Panel Retrofit/Modernization	1,151	45,000	On-Time	Bid & Award	
44	EN22037.00	Prado De-Chlorination Station Inundation Protection	7,339	380,000	On-Time	Design	
45	EN0000000066	Preserve Lift Station Improvements	46,135	-	Behind Schedule	Design	After delays during the RFP process to receive three responsive proposals, additional time was needed to draft a reimbursement agreement between IEUA and the City of Chino. It is expected that lost time will be recovered during design and construction.
46	EN23002.00	Philadelphia Lift Station Force Main Improvements	1,131,053	18,258,000	Behind Schedule	Design	The delays to the schedule are attributed to addressing the City of Ontario's comments in addition to awaiting the WIFIA funding approval and availability. The project will be re-baselined at construction contract award.
		<i>Sub Total</i>	<i>1,191,342</i>	<i>21,543,000</i>			

## Regional Water Recycling Plant No. 1 (RP-1)

No.	Project ID	Project Title	Total Expenditures thru 10/30 (\$)	Total Project Budget (\$)	Project Schedule Performance	Status	Schedule Recovery Plan
47	EN22031.00	RP-1 Influent Pump Station Electrical Improvements	11,514	3,000,000	On-Time	Project Evaluation	
48	EN22034.00	RP-1 Generator Control Panel Retrofit/Modernization	2,165	129,371	Behind Schedule	Project Evaluation	This project has been combined with another similar project at RP-4, and the delay is primarily due to the time associated with that modification. The project will go out for bid within the next two weeks. Recovery is not possible.
49	EN22027.00	RP-1 Repurpose Lab	3,851	1,040,000	Behind Schedule	Project Evaluation	This project was originally on hold and has been restarted. We are currently updating Stakeholder comments on the Project Charter. The project is planned to be presented to the Management Team for approval by the end of October. The project will be re-baselined once Project Charter is approved by Executive Management.

## Regional Water Recycling Plant No. 1 (RP-1)(Cont.)

No.	Project ID	Project Title	Total Expenditures thru 10/30 (\$)	Total Project Budget (\$)	Project Schedule Performance	Status	Schedule Recovery Plan
50	EN21056.00	RP-1 Evaporative Cooling for Aeration Blower Building	1,972	300,000	On-Time	Project Evaluation	
51	EN22022.00	RP-1 Air Compressor Upgrades	8,331	1,750,000	On-Time	Project Evaluation	
52	EN22024.00	RP-1 Digester Cleaning Service Contract	59	15,000,000	On-Time	Project Evaluation	
53	EN22032.00	RP-1 TP-1 Stormwater Drainage Upgrades	1,053	50,000	On-Time	Project Evaluation	
54	EN22044.00	RP-1 Thickening Building & Acid Phase Digester	42,278	100,000,000	On-Time	Pre-Design	
55	EN13016.05	SCADA Enterprise System - (Regional Water Recycling Plant No. 1)	2,929,512	3,800,000	Behind Schedule	Pre-Design	The project is behind schedule because the RP-4 SCADA migration was re-sequenced and completed before RP-1. The project will be re-baselined once the construction contract is awarded for RP-1. The project is being expedited as much as possible; schedule recovery is not possible.
56	EN21053.00	RP-1 Old Effluent Structure Rehabilitation	96,717	630,000	On-Time	Pre-Design	
57	EN22041.00	RP-1 Aeration Basins Utility Water System Improvement	6,524	141,000	On-Time	Pre-Design	
58	EN20051.00	RP-1 MCB and Old Lab Building Rehab	130,506	1,600,000	Behind Schedule	Pre-Design	This project was originally on hold and has been restarted. We are currently updating Stakeholder comments on the Project Charter. The project is planned to be presented to the Management Team for approval by the end of November. The project will be re-baselined once Project Charter is approved by Executive Management.
59	EN11039.00	RP-1 Disinfection Pump Improvements	1,161,579	8,490,000	On-Time	Design	
60	EN21042.00	RP-1 East Influent Gate Replacement	66,368	450,000	On-Time	Design	
61	EN20045.00	RP-1 TP-1 Level Sensor Replacement	38,699	200,000	On-Time	Design	
62	PA17006.03	Agency-Wide Aeration (Budget is in PA17006)	527,766	2,956,605	On-Time	Construction	
63	EN21044.00	RP-1 Dewatering Centrate and Drainage Valves (MOV)	113,987	320,000	On-Time	Construction	
64	EN19043.00	RP-1 Centrifuge Foul Air Line	361,385	445,000	Behind Schedule	Construction	The schedule delay is caused by ongoing maintenance work on Centrifuge 4 which could not be released to the Contractor to complete the work. Schedule recovery is not possible. A non-compensable time extension will be prepared at the end of the project once the final completion date is determined.
65	EN20041.00	RP-1 TP-1 Bleach Mixing Repairs	397,605	680,000	Behind Schedule	Construction	Schedule delays were caused by extensive field investigations and coordination with Operations staff to ensure a proper interface with the existing electrical and control systems. This came during the chemical metering pumps skid submittal review and approval process a non-compensable time extension was processed to address the schedule delay. Recovery is not possible.
66	EN18006.00	RP-1 Flare Improvements	6,068,859	7,650,000	Behind Schedule	Construction	Due to conflict with numerous underground utilities, part of the original design such as equipment foundations and mechanical gas piping could not be constructed. Redesign of this system resulted in schedule delays, change orders and overhead cost claimed by the Contractor. Potential project completion date is now March 2022. Schedule recovery is not possible.
67	EN17042.00	Digester 6 and 7 Roof Repairs	5,136,851	6,731,000	On-Time	Construction	
68	EN20065.00	RP-1 Solids Hot Water Loop Valves	1,400,552	1,560,000	On-Time	Project Acceptance	
69	EN17082.00	Mechanical Restoration and Upgrades	9,157,219	10,146,000	Behind Schedule	Project Acceptance	The project is behind schedule due to COVID-19 delaying pump manufacturing. Additional delays were also incurred due to unexpected fiber optic cables that needed to be re-routed in the field. The construction contract has been extended to 9/04/2021. The project is being expedited as much as possible; schedule recovery is not possible.
70	EN22025.00	RP-1 Dump Station	-	2,121,100	N/A	Not Started	
71	EN19009.00	RP-1 Energy Recovery	-	4,425,000	N/A	Not Started	
72	EN22030.00	Replace Anoxic Mixers with More Energy Efficient System	-	840,000	N/A	Not Started	
73	EN22021.00	RP-1 Digester Area Utility Water (UW) Line Replacement	-	100,000	N/A	Not Started	
		<i>Sub Total</i>	<i>27,665,351</i>	<i>174,555,076</i>			

## Regional Water Recycling Plant No. 4 (RP-4)

No.	Project ID	Project Title	Total Expenditures thru 10/30 (\$)	Total Project Budget (\$)	Project Schedule Performance		Schedule Recovery Plan
74	EN21041.00	RP-4 Contact Basin Cover & Wet Well Passive Overflow Replacement	154,005	3,920,000	On-Time	Pre-Design	
75	EN22042.00	RP-4 Ammonia Analyzer and Support System	13,750	500,000	Behind Schedule	Design	The project evaluation took longer than anticipated due to changing of preferred equipment suppliers and coordination with Hach, Neuros, and Lincus was slow.
76	EN17043.00	RP4 Primary Clarifier Rehab	4,511,840	5,181,542	On-Time	Construction	
77	EN17110.00	RP-4 Process Improvements	9,502,308	13,180,691	Behind Schedule	Construction	This project's contract was extended 100 days due to the addition of the Neuros blowers. Recovery is not possible.
78	EN17110.03	RP-4 Aeration Basin Wall Repair	3,583,403	5,052,448	Behind Schedule	Construction	The project is delayed due to a combination of equipment delays related to COVID 19, and delays associated with coating contractor's scope. Contract time extensions were issued to contractor. No recovery possible.
79	EN21034.03	RP-4 12kV Breaker Repair and PM	43,919	50,000	On-Time	Project Acceptance	
		<i>Sub Total</i>	<i>17,809,226</i>	<i>27,884,681</i>			

## Regional Water Recycling Plant No. 5 (RP-5)

No.	Project ID	Project Title	Total Expenditures thru 10/30 (\$)	Total Project Budget (\$)	Project Schedule Performance	Status	Schedule Recovery Plan
80	EN21047.00	RP-5 Bar Screen Inlet Gate Actuators Replacement	6,139	370,000	On-Time	Project Evaluation	
81	EN22033.00	RP-5 Emergency Generator Load Bank Installation	1,477	120,000	On-Time	Bid & Award	
82	EN19001.00	RP-5 Expansion to 30 mgd	58,383,657	175,000,000	On-Time	Construction	
83	EN19006.00	RP-5 Biosolids Facility	60,798,047	165,400,000	On-Time	Construction	
		<i>Sub Total</i>	<i>119,189,319</i>	<i>340,890,000</i>			

## Recycled Water

No.	Project ID	Project Title	Total Expenditures thru 10/30 (\$)	Total Project Budget (\$)	Project Schedule Performance	Status	Schedule Recovery Plan
84	EN15002.00	1158 Reservoir Site Cleanup	152,001	1,215,000	Behind Schedule	Consultant Contract Award	The Department of Toxic Substances Control (DTSC) received and reviewed the project Work Plan. DTSC also completed the Facility-initiated Corrective Agreement (FICA) with IEUA and is now requesting a complete Soil Management Plan (SMP) which was not requested earlier. The project will be re-baselined upon approval from DTCS when the overall scope has been defined.
85	EN21045.00	Montclair Force Main Improvements	123,499	6,800,000	On-Time	Pre-Design	
86	EN21050.00	8th Street RW Turnout Connection to the 1630 W Pipeline	75,844	835,000	On-Time	Pre-Design	
87	EN20022.00	1299 Reservoir Paint/Coating Repairs and Upgrades	3,731	100,000	Behind Schedule	Design	Due to a possible complete change in project scope, the design will take longer than anticipated . No recovery possible.
88	EN17041.00	Orchard Recycled Water Turnout Improvements	418,867	477,000	On-Time	Project Acceptance	
		<i>Sub Total</i>	<i>773,940</i>	<i>9,427,000</i>			
		<i>Overall Totals</i>	<i>187,924,424</i>	<i>659,481,818</i>			

## Emergency Projects

FY21/22 Emergency Projects									
	Project ID	Contractor	Task Order Description	Location	TO #	Original Not-to-Exceed /Estimate	Actual Cost thru 10/28	Date of Award	Status
Agency Wide									
	EN22016.01	Mike Bubalo Construction	Bon View Ave	Agencywide	TO-005	35,700	2,470	10/25/2021	Active
Sub Totals						35,700	2,470		
RP-1									
1	EN22017.03	Mike Bubalo Construction	Recycled Water Line Repair for RP-1	RP-1	TO-0004	21,710	16,684	8/10/2021	Completed
2	EN22019.01	W.A. Rasic Construction Co., Inc.	RP1 Scum Valve Replacement	RP-1	TO-0030	16,475	1,960	8/19/2021	Completed
Sub Totals						38,185	18,644		
CCWRF									
3	EN22017.01	W.A. Rasic Construction Co., Inc.	CCWRF Secondary Clarifier and Headworks Leak Repair	CCWRF	TO-0028	15,888	13,705	7/22/2021	Completed
Sub Totals						15,888	13,705		
Recycled Water									
4	EN22017.02	W.A. Rasic Construction Co., Inc.	42" 1158 RW Leak	RW	TO-0029	236,000	0	7/22/2021	Completed
Sub Totals						54,073	0		
Grand Total						143,846	34,819		

October Emergency Project(s)						
Contractor	Task Order Description	Details of the Circumstances/Cause of Emergency	Scope of Repair	Location	Date of Call Out	Not-to-Exceed /Estimate
Mike Bubalo Construction	TO-005	An IEUA force main access vault was previously paved over during a street paving project. The vault was not adjusted to grade and was covered with approximately 2.5 inches of asphalt. As there was no proper backfill, the asphalt over the vault covers failed and started to cave in.	The Contractor is to raise the vault to grade. The existing angle frames will be removed and replaced to sit flush with the finished grade, and the pavement will be repaired.	Bon View Avenue, north of Bon View Ave and Philadelphia Ave intersection, City of Ontario	10/25/2021	\$35,700