



**AGENDA  
REGULAR MEETING OF THE  
INLAND EMPIRE UTILITIES AGENCY\*  
BOARD OF DIRECTORS**

**WEDNESDAY, OCTOBER 20, 2021  
10:00 A.M.**

**VIEW THE MEETING LIVE ONLINE AT IEUA.ORG  
TELEPHONE ACCESS: (415) 856-9169 / Conf Code: 811 284 110#**

PURSUANT TO AB 361 AND RESOLUTION NO. 2021-10-1, ADOPTED BY THE IEUA BOARD OF DIRECTORS ON OCTOBER 6, 2021, IEUA BOARD AND COMMITTEE MEETINGS WILL CONTINUE TO BE CONDUCTED THROUGH TELECONFERENCE IN AN EFFORT TO PROTECT PUBLIC HEALTH AND PREVENT THE SPREAD OF COVID-19. THERE WILL BE NO PUBLIC LOCATION AVAILABLE FOR ATTENDING THE MEETING IN PERSON.

The public may participate and provide public comment during the meeting by dialing into the number provided above. Comments may also be submitted by email to the Board Secretary/Office Manager Denise Garzaro at [dgarzaro@ieua.org](mailto:dgarzaro@ieua.org) prior to the completion of the Public Comment section of the meeting. Comments will be distributed to the Board of Directors.

**CALL TO ORDER OF THE INLAND EMPIRE UTILITIES AGENCY BOARD OF DIRECTORS MEETING**

**FLAG SALUTE**

**PUBLIC COMMENT**

Members of the public may address the Board on any item that is within the jurisdiction of the Board; however, no action may be taken on any item not appearing on the agenda unless the action is otherwise authorized by Subdivision (b) of Section 54954.2 of the Government Code. Those persons wishing to address the Board on any matter, whether or not it appears on the agenda, are requested to email the Board Secretary/Office Manager prior to the public comment section or request to address the Board during the public comments section of the meeting. Comments will be limited to three minutes per speaker. Thank you.

**ADDITIONS TO THE AGENDA**

In accordance with Section 54954.2 of the Government Code (Brown Act), additions to the agenda require two-thirds vote of the legislative body, or, if less than two-thirds of the members are present, a unanimous vote of those members present, that there is a need to take immediate action and that the need for action came to the attention of the local agency subsequent to the agenda being posted.

\*A Municipal Water District

## **NEW, PROMOTED AND RECLASSIFIED EMPLOYEE INTRODUCTIONS**

### **1. CONSENT ITEMS**

NOTICE: All matters listed under the Consent Calendar are considered to be routine and non-controversial and will be acted upon by the Board by one motion in the form listed below. There will be no separate discussion on these items prior to the time the Board votes unless any Board members, staff or the public requests specific items be discussed and/or removed from the Consent Calendar for separate action.

#### **A. MINUTES**

Approve minutes of the September 1, 2021 and September 15, 2021 Board Meetings.

#### **B. REPORT ON GENERAL DISBURSEMENTS** *(Finance & Admin)*

Staff recommends that the Board approve the total disbursements for the month of August 2021 in the amount of \$25,610,479.96.

#### **C. ADOPTION OF RESOLUTION NO. 2021-10-2, AUTHORIZING IEUA TO ENTER INTO A FINANCIAL ASSISTANCE AGREEMENT UNDER THE WATERSMART: WATER AND ENERGY EFFICIENCY PROGRAM**

Staff recommends that the Board adopt Resolution No. 2021-10-2, authorizing the General Manager to enter into a financial assistance agreement under the USBR's WaterSMART: Water and Energy Efficiency Grants Program for the Landscape Water Conservation Program.

#### **D. NORTH SYSTEM NORTH TRUNK SEWER SIPHON REPLACEMENT PROJECT SOCAL GAS LINE RELOCATION COLLECTIBLE WORK AGREEMENT** *(Eng, Ops & WR)*

Staff recommends that the Board authorize the General Manager to execute the collectible work agreement with SoCalGas in the amount of \$390,156.10, subject to non-substantive changes.

#### **E. HEADQUARTERS PARKING LOT AND DRIVEWAY IMPROVEMENTS CONSTRUCTION CONTRACT AWARD** *(Eng, Ops & WR) (Finance & Admin)*

Staff recommends that the Board:

1. Award a construction contract for the Headquarters Parking Lot and Driveway Improvements, Project Nos. EN20008 and EN20040, to W.A. Rasic Construction Company, Inc. in the amount of \$696,288 (\$426,000 for Project No. EN20008 and \$270,288 for Project No. EN20040);
2. Amend the Total Project Budget and FY 2021/22 Budget for Headquarters Parking Lot Project No. EN20008 in the amount of \$150,000, increasing the budget from \$440,000 to \$590,000 (34% increase) in the General Administrative (GG) Fund; and
3. Authorize the General Manager to execute the construction contract and budget amendment, subject to non-substantive changes.



**F. 42-INCH RECYCLED WATER LEAK EMERGENCY PROJECT**

**RATIFICATION (Eng, Ops & WR) (Finance & Admin)**

Staff recommends that the Board:

1. Ratify the emergency task order for the 42-inch Recycled Water Leak, Project No. No. EN22017.02, to W.A. Rasic Construction Company, Inc., in the amount of \$331,053.57;
2. Amend the Total Project Budget and FY 2021/22 Budget for the WC Emergency, Project No. EN22017, in the amount of \$350,000, increasing the budget from \$150,000 to \$500,000 (34% increase) in the Recycled Water (WC) Fund; and
3. Authorize the General Manager to approve the emergency task order and budget amendment, subject to non-substantive changes.

**G. GLEN MEADE TRUNK CRITICAL REPAIR PROJECT CONSTRUCTION**

**CONTRACT AWARD (Eng, Ops & WR)**

Staff recommends that the Board:

1. Approve a construction contract for the Glen Meade Trunk Critical Repair Project, No. EN19024, to Tharsos, Inc., in the amount of \$168,540; and
2. Authorize the General Manager to execute the contract, subject to non-substantive changes.

**H. RP-1 FLARE IMPROVEMENTS PROJECT CHANGE ORDER (Eng, Ops & WR)**

Staff recommends that the Board:

1. Approve two construction change orders for the RP-1 Flare Improvement Project, No. EN18006, to WM Lyles Co., for the not-to-exceed amount of \$324,977, increasing the contract from \$5,589,431 to \$5,914,408 (approximately 5.8% increase); and
2. Authorize the General Manager to execute the change orders and budget amendment, subject to non-substantive changes.

**I. HORIBA AMMONIA NITROGEN METER STANDARDIZATION (Eng, Ops & WR)**

Staff recommends that the Board:

1. Adopt a finding pursuant to Public Contract Code 3400(c) that the use of Horiba Advance Techno Company Ammonia Nitrogen Meters, specifically conditions: (2) to match existing product that will be in use at Regional Plant No. 5 after the completion of the expansion project; and (3) the ammonia nitrogen meters are only available from Horiba; and
2. Authorize the standardization selection and sole source procurement for future O&M and capital projects.

**J. CALIFORNIA SPECIAL DISTRICTS ASSOCIATION 2021 BYLAWS UPDATE**

Staff recommends that the Board direct staff to cast a "Yes" vote to approve proposed updates to the California Special Districts Association's (CSDA) Bylaws.

**2. ACTION ITEMS**

**A. CHINO BASIN PROGRAM (PROPOSITION 1 WATER STORAGE INVESTMENT PROGRAM)**

Staff recommends that the Board authorize the General Manager to submit a letter to the Department of Water Resources that meets the requirements of Section 6013(f)(2)(C) of the California Code of Regulations in relation to the Water Storage Investment Program for a commitment of not less than 75-percent of the non-public cost shares for the Chino Basin Program, subject to non-substantive changes.

**B. TOTAL PROJECT BUDGET AMENDMENT (*Finance & Admin*)**

Staff recommends that the Board amend the Total Project Budget for 29 projects in the amount of \$136,103,248, increasing the total project budget from \$455,314,824 to \$591,418,072 in the following funds: Administrative Service (GG) Fund \$271,213, Non-Reclaimable Wastewater (NC) Fund \$3,173,922, Recycled Water (WC) Fund \$1,689,068, Regional Wastewater Operations and Maintenance (RO) Fund \$21,311,936 and Regional Wastewater Capital (RC) Fund \$109,657,043.

**C. ADOPTION OF RESOLUTION NO. 2021-10-3, AUTHORIZING IEUA TO ENTER INTO A FINANCIAL ASSISTANCE AGREEMENT FOR THE JOINT IEUA-JCSD RECYCLED WATER INTERTIE WITH THE DEPARTMENT OF WATER RESOURCES**

Staff recommends that the Board Adopt Resolution No. 2021-10-3, Authorizing IEUA to Enter into a Financial Assistance Agreement for the Joint IEUA-JCSD Recycled Water Intertie with the Department of Water Resources.

**3. INFORMATION ITEMS**

**A. WATER STORAGE INVESTMENT PROGRAM/CHINO BASIN PROGRAM UPDATE (ORAL)**

**B. DROUGHT AND WATER SUPPLY UPDATE (POWERPOINT)**

**C. UPDATING IEUA'S REGIONAL WATER USE EFFICIENCY PROGRAM (POWERPOINT)**

**D. INFRASTRUCTURE FUNDING UPDATE (ORAL) (*Community & Leg*)**

**E. OPERATIONS QUARTERLY UPDATE (POWERPOINT) (*Eng, Ops & WR*)**

**F. ENGINEERING AND CONSTRUCTION MANAGEMENT PROJECT UPDATES (POWERPOINT) (*Eng, Ops & WR*)**

- G. COVID-19 PANDEMIC IMPACT ON CAPITAL IMPROVEMENT PROJECTS (WRITTEN/POWERPOINT) *(Eng, Ops & WR)*

**RECEIVE AND FILE INFORMATION ITEMS**

- H. STRATEGIC PLANNING & RESOURCES ANNUAL REPORT & ANNUAL ENERGY REPORT *(Eng, Ops & WR)*
- I. STATE LEGISLATIVE REPORT AND MATRIX FROM WEST COAST ADVISORS (WRITTEN) *(Community & Leg)*
- J. FEDERAL LEGISLATIVE REPORT AND MATRIX FROM INNOVATIVE FEDERAL STRATEGIES (WRITTEN) *(Community & Leg)*
- K. CALIFORNIA STRATEGIES, LLC MONTHLY ACTIVITY REPORT (WRITTEN) *(Community & Leg)*
- L. PUBLIC OUTREACH AND COMMUNICATION (WRITTEN) *(Community & Leg)*
- M. RP-5 EXPANSION PROJECT UPDATE: OCTOBER 2021 (POWERPOINT) *(Eng, Ops & WR)*
- N. TREASURER'S REPORT OF FINANCIAL AFFAIRS (WRITTEN/POWERPOINT) *(Finance & Admin)*

4. **AGENCY REPRESENTATIVES' REPORTS**

- A. SANTA ANA WATERSHED PROJECT AUTHORITY REPORT (WRITTEN)  
September 21, 2021, October 5, 2021, and October 19, 2021 SAWPA Commission meetings
- B. METROPOLITAN WATER DISTRICT OF SOUTHERN CALIFORNIA REPORT (WRITTEN)  
October 12, 2021 MWD Board meeting
- C. REGIONAL SEWERAGE PROGRAM POLICY COMMITTEE REPORT (WRITTEN)  
October 7, 2021 Regional Sewerage Program Policy Committee meeting
- D. CHINO BASIN WATERMASTER REPORT (WRITTEN)  
September 23, 2021 Chino Basin Watermaster Board meeting
- E. CHINO BASIN DESALTER AUTHORITY REPORT (WRITTEN)  
October 7, 2021 CDA Board meeting
- F. INLAND EMPIRE REGIONAL COMPOSTING AUTHORITY REPORT  
The next meeting of the IERCA Board is November 1, 2021

5. **GENERAL MANAGER'S REPORT (WRITTEN)**

**6. BOARD OF DIRECTORS' REQUESTED FUTURE AGENDA ITEMS**

**7. DIRECTORS' COMMENTS**

**A. CONFERENCE REPORTS**

This is the time and place for the Members of the Board to report on prescheduled Committee/District Representative Assignment meetings, which were held since the last regular Board meeting, and/or any other items of interest.

**8. CLOSED SESSION**

**A. PURSUANT TO GOVERNMENT CODE SECTION 54956.9(a) –  
CONFERENCE WITH LEGAL COUNSEL – EXISTING LITIGATION**

1. Spicer vs. W.A. Rasic Construction, Case No. CIVDS 1711812

**B. PURSUANT TO GOVERNMENT CODE SECTION 54956.9(d)(2)(e)1  
CONFERENCE WITH LEGAL COUNSEL - ANTICIPATED LITIGATION**

One Case

**ADJOURN**

**Declaration of Posting**

---

I, Denise Garzaro, CMC, Board Secretary/Office Manager of the Inland Empire Utilities Agency\*, a Municipal Water District, hereby certify that, per Government Code Section 54954.2, a copy of this agenda has been posted at the Agency's main office, 6075 Kimball Avenue, Building A, Chino, CA and on the Agency's website at [www.ieua.org](http://www.ieua.org) at least seventy-two (72) hours prior to the meeting date and time above.

**In compliance with the Americans with Disabilities Act, if you need special assistance to participate in this meeting, please contact the Board Secretary at (909) 993-1736 or [dgarzaro@ieua.org](mailto:dgarzaro@ieua.org), 48 hours prior to the scheduled meeting so that IEUA can make reasonable arrangements to ensure accessibility.**

**CONSENT  
CALENDAR  
ITEM**

**1A**



**MINUTES  
REGULAR MEETING OF THE  
INLAND EMPIRE UTILITIES AGENCY  
BOARD OF DIRECTORS**

**WEDNESDAY, SEPTEMBER 1, 2021  
10:00 A.M.**

**DIRECTORS PRESENT:**

Steven J. Elie, Secretary/Treasurer

**DIRECTORS PRESENT via Video/Teleconference:**

Jasmin A. Hall, President  
Michael Camacho, Vice President  
Paul Hofer  
Marco Tule

**STAFF PRESENT:**

Shivaji Deshmukh, General Manager  
Christiana Daisy, Deputy General Manager  
Denise Garzaro, Board Secretary/Office Manager  
Nolan King, Network Administrator

**STAFF PRESENT via Video/Teleconference:**

Kathy Besser, Executive Manager of External & Government Affairs/AGM  
Randy Lee, Executive Manager of Operations/AGM  
Christina Valencia, Executive Manager of Finance & Administration/AGM  
Andrea Carruthers, Manager of External Affairs  
Jerry Burke, Manager of Engineering & Construction Management  
Javier Chagoyen-Lazaro, Manager of Finance & Accounting  
Robert Delgado, Manager of Operations & Maintenance  
Lisa Dye, Manager of Human Resources  
Glenn Edwards, Senior Management Analyst  
Don Hamlett, Acting Deputy Manager of Integrated Systems Services  
Jennifer Hy-Luk, Acting Executive Assistant  
Linda Johnson, Records Management Supervisor  
Cathleen Pieroni, Manager of Inter-Agency Relations  
Jesse Pompa, Manager of Grants  
Sushmitha Reddy, Manager of Laboratories  
Jeanina Romero, Executive Assistant  
Teresa Velarde, Manager of Internal Audit  
Jeff Ziegenbein, Manager of Regional Compost Operations

**OTHERS PRESENT:**

Jean Cihigoyenetché, JC Law Firm

A meeting of the Board of Directors of the Inland Empire Utilities Agency\* was held at the office of the Agency, 6075 Kimball Avenue, Building A, Chino, California and via video/teleconference on the above date.

President Hall called the meeting to order at 10:00 a.m. Human Resources Technician Andrew Alonzo led the Pledge of Allegiance. Board Secretary/Office Manager Denise Garzaro took roll call and established a quorum.

### **PUBLIC COMMENT**

There were no public comments.

### **ADDITIONS TO THE AGENDA**

There were no changes/additions/deletions to the agenda.

### **1. CLOSED SESSION**

The Board recessed to Closed Session at 10:02 a.m.:

#### **A. PURSUANT TO GOVERNMENT CODE SECTION 54957.6 – CONFERENCE WITH LABOR NEGOTIATORS**

Successor Negotiations – All Bargaining Units  
Negotiating Parties: Michael Dueñas, Employee and Labor Relations Advocate and Recognized Employee Organizations

The meeting resumed at 10:31 a.m., and General Manager Shivaji Deshmukh stated that there was no reportable action taken by the Board in Closed Session.

### **2. CONSENT ITEMS**

#### **A. ADOPTION OF RESOLUTION NO. 2021-9-2, APPROVING THE MEMORANDUM OF UNDERSTANDING BETWEEN THE INLAND EMPIRE UTILITIES AGENCY AND THE PROFESSIONAL UNIT**

#### **B. ADOPTION OF RESOLUTION NO. 2021-9-3, APPROVING THE MEMORANDUM OF UNDERSTANDING BETWEEN THE INLAND EMPIRE UTILITIES AGENCY AND THE SUPERVISORS' UNIT**

#### **C. ADOPTION OF RESOLUTION NO. 2021-9-4, APPROVING THE PERSONNEL MANUAL FOR UNREPRESENTED EMPLOYEES**

#### **D. ADOPTION OF RESOLUTION NO. 2021-9-5, APPROVING THE PERSONNEL MANUAL FOR EXECUTIVE MANAGEMENT EMPLOYEES**

#### **E. ADOPTION OF RESOLUTION NO. 2021-9-1, AMENDING THE AGENCY SALARY SCHEDULE/MATRIX**

At the request of Director Elie, Manager of Human Resources Lisa Dye provided a brief staff presentation on Item Nos. 2A through 2E.

MOVED BY DIRECTOR ELIE, SECONDED BY  
DIRECTOR HOFER, AGENDA ITEM NOS. 2A THROUGH  
2E APPROVED AS RECOMMENDED BELOW, BY THE  
FOLLOWING VOTE:

Ayes: Camacho, Elie, Hall, Hofer, Tule

Noes: None

Absent: None

Abstain: None

- Adopted Resolution No. 2021-9-2, approving the Memorandum of Understanding between the Inland Empire Utilities Agency and the Professional Unit; and authorized the General Manager to execute the Memorandum of Understanding between the Inland Empire Utilities Agency and the Professional Unit.
- Adopted Resolution No. 2021-9-3, approving the Memorandum of Understanding between the Inland Empire Utilities Agency and the Supervisors' Unit; and authorized the General Manager to execute the Memorandum of Understanding between the Inland Empire Utilities Agency and the Supervisors' Unit.
- Adopted Resolution No. 2021-9-4, approving the Personnel Manual for Unrepresented Employees; and authorized the General Manager to execute the Personnel Manual for Unrepresented Employees.
- Adopted Resolution No. 2021-9-5, approving the Personnel Manual for Executive Management Employees; and authorized the General Manager to execute the Personnel Manual for Executive Management Employees.
- Adopted Resolution No. 2021-9-1, amending the Agency's Salary Schedule/Matrix for all groups.

#### 4. **GENERAL MANAGER'S REPORT**

General Manager Deshmukh announced that the Agency will be announcing the 1st half of FY 2020-2021 STAR Award winners at a virtual ceremony on September 1. The STAR Awards are an employee driven program recognizing individuals who demonstrate excellence in leadership, creativity, performance, and teamwork.

He stated that the next quarterly meeting of Finance Directors from the member agencies will be held on September 8. Staff will be presenting updates on Metropolitan's Water Supply and Rate Refinement, the Agency's 2022 Rate Study and Water Use Efficiency Program Evaluation. As requested by the Finance Directors, staff will continue the presentations on the Agency's programs, the focus for this meeting will be the Recycled Water and Recharge Water funds.

He added that a meet and greet with Metropolitan Water District of Southern California's General Manager Adel Hagekhalil is scheduled for Friday, September 10 at 9:00AM at IEUA Headquarters. The event invitation was extended to the Boards, City Councils,



General Managers and City Managers, from IEUA's member agencies and other regional stakeholders.

He noted that he will be meeting with the General Managers of the retail water agencies on September 14 to consider an alternative approach for administering IEUA's regional water-use efficiency program. Other MWD member agencies have implemented similar forums and successfully refreshed their business model design to better fit the needs of the region. Staff will provide an update to the Board on the results of the effort later this year.

5. **BOARD OF DIRECTORS' REQUESTED FUTURE AGENDA ITEMS**

There were no requested future agenda items.

6. **DIRECTORS' COMMENTS**

Director Elie, Director Hofer, Vice President Camacho and President Hall expressed appreciation to staff and stakeholders for the collaborative negotiation efforts.

**ADJOURNMENT**

With no further business, President Hall adjourned the meeting at 10:41 a.m.

---

Steven J. Elie, Secretary/Treasurer

**APPROVED: OCTOBER 20, 2021**



**MINUTES  
REGULAR MEETING OF THE  
INLAND EMPIRE UTILITIES AGENCY  
BOARD OF DIRECTORS**

**WEDNESDAY, SEPTEMBER 15, 2021  
10:00 A.M.**

**DIRECTORS PRESENT:**

Jasmin A. Hall, President  
Steven J. Elie, Secretary/Treasurer

**DIRECTORS PRESENT via Video/Teleconference:**

Michael Camacho, Vice President  
Paul Hofer  
Marco Tule

**STAFF PRESENT:**

Shivaji Deshmukh, General Manager  
Christiana Daisy, Deputy General Manager  
Denise Garzaro, Board Secretary/Office Manager  
Daniel Solorzano, Technology Specialist I

**STAFF PRESENT via Video/Teleconference:**

Kathy Besser, Executive Manager of External & Government Affairs/AGM  
Randy Lee, Executive Manager of Operations/AGM  
Christina Valencia, Executive Manager of Finance & Administration/AGM  
Adham Almasri, Principal Engineer  
Jerry Burke, Manager of Engineering & Construction Management  
Andy Campbell, Groundwater Recharge Coordinator/Hydrogeologist  
Andrea Carruthers, Manager of External Affairs  
Robert Delgado, Manager of Operations & Maintenance  
Don Hamlett, Acting Deputy Manager of Integrated Systems Services  
Jennifer Hy-Luk, Acting Executive Assistant  
Sylvie Lee, Manager of Strategic Planning & Resources  
Jason Marseilles, Deputy Manager of Engineering & Construction Management  
Joshua Oelrich, Deputy Manager of Maintenance  
Cathleen Pieroni, Manager of Inter-Agency Relations  
Jesse Pompa, Manager of Grants  
Sushmitha Reddy, Manager of Laboratories  
Jeanina Romero, Executive Assistant  
Victoria Salazar, Associate Engineer  
Travis Sprague, Principal Engineer  
Yvonne Taylor, Administrative Assistant II  
Brian Wilson, Senior Engineer  
Jeff Ziegenbein, Manager of Regional Compost Operations

## **OTHERS PRESENT:**

Jean Cihigoyenetché, JC Law Firm

A meeting of the Board of Directors of the Inland Empire Utilities Agency\* was held at the office of the Agency, 6075 Kimball Avenue, Building A, Chino, California and via video/teleconference on the above date.

President Hall called the meeting to order at 10:00 a.m. and led the Pledge of Allegiance. Board Secretary/Office Manager Denise Garzaro took roll call and established a quorum.

## **PUBLIC COMMENT**

There were no public comments.

## **ADDITIONS TO THE AGENDA**

There were no changes/additions/deletions to the agenda.

## **NEW, PROMOTED AND RECLASSIFIED EMPLOYEE INTRODUCTIONS**

The following staff member from the Finance & Administration Division was hired:

- Erik Cortez, Safety Analyst, hired August 23, 2021, Contracts & Procurement - Safety

The following staff member from the Operations Division was hired:

- Casey Quinn, Water Plant Operator III, hired August 23, 2021, Operations - Desalter

The Board of Directors welcomed Mr. Cortez and Mr. Quinn to the IEUA team.

## **1. CONSENT ITEMS**

### **A. MINUTES**

### **B. REPORT ON GENERAL DISBURSEMENTS** *(Finance & Admin)*

### **C. RP-1 AERATION MEMBRANE REPLACEMENT CONSTRUCTION CONTRACT AWARD** *(Eng, Ops & WR)*

### **D. SOLE SOURCE PURCHASE FOR CONTINUED SCADA SYSTEM TECHNICAL SUPPORT SERVICES** *(Eng, Ops & WR)*

### **E. CONTRACT AWARD FOR BOILER MAINTENANCE SERVICES** *(Eng, Ops & WR)*

### **F. ADOPTION OF RESOLUTION NO. 2021-9-6, AUTHORIZING IEUA TO ENTER INTO A FINANCIAL ASSISTANCE AGREEMENT UNDER THE STORMWATER FOR RECHARGE PILOT PROGRAM WITH METROPOLITAN WATER DISTRICT OF SOUTHERN CALIFORNIA**

### **G. ADOPTION OF RESOLUTION NO. 2021-9-8, AMENDING THE AGENCY'S SALARY SCHEDULE/MATRIX FOR ALL GROUPS**

**H. FISCAL YEAR 2020/21 CARRY FORWARD BUDGET AMENDMENT (Finance & Admin)**

MOVED BY DIRECTOR CAMACHO, SECONDED BY DIRECTOR HOFER, AGENDA ITEM NOS. 1A THROUGH 1H APPROVED AS RECOMMENDED BELOW, BY THE FOLLOWING VOTE:

Ayes: Camacho, Elie, Hall, Hofer, Tule

Noes: None

Absent: None

Abstain: None

- Approved the minutes of the August 4, 2021 and August 18, 2021 Board Meetings.
- Approved the total disbursements for the month of July 2021, in the amount of \$27,352,230.65.
- Approved a construction contract for the RP-1 Aeration Membrane Replacement, Project No. PA17006.03 to J.F. Shea Construction Inc., for the not-to-exceed amount of \$1,738,000; and authorize the General Manager to execute the construction contract, subject to non-substantive changes.
- Approved the sole source purchase for continued services with Royal Industrial Solutions/Rockwell Automation for a seven-year technical support contract for a not-to-exceed amount of \$1,065,320; and authorized the General Manager to execute the contract.
- Approved the award of Contract No. 4600003063 to Powerhouse Combustion & Mechanical Corporation to provide Boiler Maintenance Services for a total not-to-exceed amount of \$153,260 over five years with a fixed price for one year and potential Consumer Price Index increases for the remainder of the contract; and authorized the General Manager to execute the service contract.
- Adopted Resolution No. 2021-9-6, authorizing IEUA to enter into a Financial Assistance Agreement under the Stormwater for Recharge Pilot Program with Metropolitan Water District of Southern California (MWD) for the Montclair Basin Improvements Project; and designating the General Manager, or his designee, as representative to execute and submit the MWD Stormwater Recharge Pilot Program grant agreement and supporting documents.
- Adopted Resolution No. 2021-9-8, amending the Agency's Salary Schedule/Matrix for all groups.
- Approved the carry forward of open encumbrances and non-encumbered commitments related to budgets from FY 2020/21 to FY 2021/22; and amend the budget in the amount of \$18,485,894.

2. **ACTION ITEMS**

A. **ADOPTION OF RESOLUTION NO. 2021-9-7, IN SUPPORT OF METROPOLITAN WATER DISTRICT OF SOUTHERN CALIFORNIA'S DECLARATION OF A CONDITION 2 - WATER SUPPLY ALERT**

General Manager Shivaji Deshmukh provided the staff presentation.

MOVED BY DIRECTOR CAMACHO, SECONDED BY DIRECTOR ELIE, THE BOARD ADOPTED RESOLUTION NO. 2021-9-7, IN SUPPORT OF METROPOLITAN WATER DISTRICT'S DECLARATION OF A WATER SUPPLY ALERT, BY THE FOLLOWING VOTE:

Ayes: Camacho, Elie, Hall, Hofer, Tule

Noes: None

Absent: None

Abstain: None

B. **RP-5 EXPANSION PROJECT CHANGE ORDER** (*Eng, Ops & WR*)

Senior Engineer Brian Wilson provided the staff presentation.

MOVED BY DIRECTOR CAMACHO, SECONDED BY DIRECTOR ELIE, THE BOARD APPROVED A CONSTRUCTION CHANGE ORDER FOR THE RP-5 EXPANSION, PROJECT NO. EN19001, TO W.M. LYLES CO., FOR THE NOT-TO-EXCEED AMOUNT OF \$578,832.00 INCREASING THE CONTRACT FROM \$330,640,235.58 TO \$331,219,067.58 (APPROXIMATELY 0.18% INCREASE); AND AUTHORIZED THE GENERAL MANAGER TO EXECUTE THE CHANGE ORDER, SUBJECT TO NON-SUBSTANTIVE CHANGES, BY THE FOLLOWING VOTE:

Ayes: Camacho, Elie, Hall, Hofer, Tule

Noes: None

Absent: None

Abstain: None

**C. ASSOCIATION OF CALIFORNIA WATER AGENCIES BALLOT FOR REGION 9 BOARD ELECTION FOR 2022/23 TERM**

General Manager Deshmukh provided the staff presentation.

Vice President Camacho moved to approve the recommended slate of Directors except for the Chair position. He proposed that the Board support James Morales, Jr. for the position of Chair and Harvey R. Ryan as a Board Member.

MOVED BY DIRECTOR CAMACHO, SECONDED BY DIRECTOR TULE, THE BOARD DETERMINED THE AGENCY'S VOTE FOR THE ASSOCIATION OF CALIFORNIA WATER AGENCIES REGION 9 BOARD ELECTION FOR THE 2022/23 TERM BY CASTING A VOTE FOR THE FOLLOWING CANDIDATES: CHAIR - JAMES MORALES JR., VICE CHAIR – G. PATRICK O'DOWD, BOARD MEMBERS – LUIS CETINA, BRENDA DENNSTEDT, NORMA SIERRA GALINDO, CAROL LEE GONZALES-BRADY, AND HARVEY R. RYAN, BY THE FOLLOWING VOTE:

Ayes: Camacho, Elie, Hall, Hofer, Tule

Noes: None

Absent: None

Abstain: None

**3. INFORMATION ITEMS**

**A. WATER STORAGE INVESTMENT PROGRAM (WSIP)/CHINO BASIN PROGRAM (CBP) UPDATE**

General Manager Deshmukh explained that staff will be holding a Round Table discussion later in the day with local agencies to review questions received to date and address any additional remaining questions that they may have in preparation for the joint IEUA Board and Policy workshop scheduled for September 29. In addition, a Notice of Preparation (NOP) for the Chino Basin Program's Environmental Impact Report (EIR) will be issued today. The NOP initiates the public review process for environmental, operational and construction impacts. A public scoping meeting will be held on October 6 to receive public comments and suggestions on the environmental issues associated with the implementation of the CBP to be addressed in the EIR. The NOP will be issued with a 30-day comment period which begins September 15 and ends on October 14.

**B. GRANTS SEMI-ANNUAL UPDATE**

Manager of Grants Jesse Pompa provided the Grants Semi-Annual update.

- C. **ENGINEERING AND CONSTRUCTION MANAGEMENT PROJECT UPDATES** (*Eng, Ops & WR*)  
Manager of Engineering Jerry Burke provided updates on the following projects:  
NRW East End Flowmeter Replacement; RP-1 Disinfection System Improvements;  
and CCWRF Asset Management and Improvements.

**THE FOLLOWING ITEMS WERE RECEIVED AND FILED BY THE BOARD:**

- D. **RECYCLED WATER GROUNDWATER RECHARGE UPDATE** (*Eng, Ops & WR*)
- E. **LABORATORY SEMI-ANNUAL UPDATE** (*Eng, Ops & WR*)
- F. **STATE LEGISLATIVE REPORT AND MATRIX FROM WEST COAST ADVISORS** (*Community & Leg*)
- G. **FEDERAL LEGISLATIVE REPORT AND MATRIX FROM INNOVATIVE FEDERAL STRATEGIES** (*Community & Leg*)
- H. **CALIFORNIA STRATEGIES, LLC MONTHLY ACTIVITY REPORT** (*Community & Leg*)
- I. **PUBLIC OUTREACH AND COMMUNICATION** (*Community & Leg*)
- J. **RP-5 EXPANSION PROJECT UPDATE: SEPTEMBER 2021** (*Eng, Ops & WR*)
- K. **TREASURER'S REPORT OF FINANCIAL AFFAIRS** (*Finance & Admin*)
- L. **FISCAL YEAR 2020/21 FOURTH QUARTER BUDGET VARIANCE, PERFORMANCE GOAL UPDATES, AND BUDGET TRANSFERS** (*Finance & Admin*)
- M. **IEUA INVESTMENT PERFORMANCE REVIEW** (*Finance & Admin*)
- N. **CONTRACTS AND PROCUREMENT FOLLOW-UP REVIEW OF RECOMMENDATION RELATED TO THE MASTER TRADE CONTRACTS AUDIT REPORT** (*Audit*)
- O. **INTERNAL AUDIT QUARTERLY STATES REPORT FOR AUGUST 30, 2021** (*Audit*)
- P. **INTERIM REPORT: ACCOUNTS PAYABLE OPERATIONAL AND INTERNAL CONTROL AUDIT** (*Audit*)

4. **AGENCY REPRESENTATIVES' REPORTS**

A. **SANTA ANA WATERSHED PROJECT AUTHORITY REPORT**

President Hall reported that at the September 7 Commission Meeting, the SAWPA Commission authorized the execution of an agreement between the CA Rural Water Association and SAWPA to conduct the implementation of the grant application assistance program for small community water/wastewater systems serving disadvantaged communities in the Santa Ana River Watershed for an amount not-to-exceed \$150K with Phase 1 work estimated at \$25K , and agendize and update the Commission prior to the start of Phase II of up-to \$12K. The Commission also received

the Audit Communication Letter for FYE June 30, 2021 – Teaman, Ramirez & Smith, Inc.

**B. METROPOLITAN WATER DISTRICT OF SOUTHERN CALIFORNIA REPORT**

Vice President Camacho stated that IEUA was pleased to host MWD's new General Manager, Adel Hagekhalil, at a meet and greet event last Friday, September 10. He reported that at the September 14 Board Meeting, the Board heard an update on the worsening drought conditions and efforts underway to implement projects in the short term to make sure areas like IEUA that only have access to State Water Project supplies can have minimal supply restrictions in 2022. MWD staff also reviewed with the Board their allocation plan should it be needed. Additionally, it was reported that Department of Water Resources is asking MWD to determine how much water would be needed in the service area to meet minimal "health and safety" demands.

He added that the Board also heard an informational update on the rate refinement process, which is currently focused on establishing an alternative way to collect revenues to cover the cost of MWD's demand management programs. The Board requested a separate Board Workshop to better understand the issues driving the need for the change.

**C. REGIONAL SEWERAGE PROGRAM POLICY COMMITTEE REPORT**

President Hall reported that the Committee met on September 2 and heard informational updates.

**D. CHINO BASIN WATERMASTER REPORT**

There was nothing to report.

**E. CHINO BASIN DESALTER AUTHORITY REPORT**

Director Tule reported that at the September 2 Special Board meeting, the CDA Board approved the purchase of RO Membrane Elements and granted a pipeline easement with TDC Remington Partners LLC.

**F. INLAND EMPIRE REGIONAL COMPOSTING AUTHORITY REPORT**

There was nothing to report.

**5. GENERAL MANAGER'S REPORT**

General Manager Deshmukh stated that on September 14, IEUA hosted the first of four workgroup meetings with the retail water agency General Managers to review how evolving external factors may warrant new design considerations of IEUA's Regional Water Use Efficiency (WUE) program. The focus of the first meeting was a review of IEUA's current WUE program design along with some major upcoming changes to California's WUE regulatory framework and anticipated increases in conservation program activity levels due to drought conditions. The group also discussed equity concerns with the current program design approach.

The next workgroup meeting will include a presentation from Metropolitan Water District of Orange County's (MWDOC) Conservation Program Manager who will describe the business model used in their regional WUE program that has worked relatively well for MWDOC's region.

General Manager Deshmukh also stated that IEUA received notice from Special Districts that IEUA has been selected for the innovation award. The award was for innovated



achievement for IEUA's regional composting operation with focus on RCM, remote work, and renewable energy.

**6. BOARD OF DIRECTORS' REQUESTED FUTURE AGENDA ITEMS**

There were no requested future agenda items.

**7. DIRECTORS' COMMENTS AND CONFERENCE REPORTS**

Director Elie stated that he attended the IEUA STAR Awards Virtual Ceremony on September 1; San Bernardino County Board of Supervisor's Chairman Hagman's Community Open House event on September 9; the Meet & Greet with MWD General Manager Adel Hagekhalil on September 10; and the 20th Anniversary 9-11 Memorial Tribute hosted by Chino Valley Fire District on September 11.

Director Tule stated he attended the Meet & Greet with MWD General Manager Adel Hagekhalil on September 10.

Vice President Camacho stated that he attended the Urban Water Institute's 28<sup>th</sup> Annual Conference on September 8 and 9; and the Meet & Greet with MWD General Manager Adel Hagekhalil on September 10.

President Hall stated that she participated as a panelist on the AWWEE/Women in Water – IE Chapter – Path to Power virtual event on August 26; and she attended the STAR Awards Virtual Ceremony on September 1; and the Urban Water Institute's 28<sup>th</sup> Annual Conference on September 8 and 9.

**8. CLOSED SESSION**

The Board recessed to Closed Session at 11:16 a.m.:

**A. PURSUANT TO GOVERNMENT CODE SECTION 54957 AND 54957.6 – PUBLIC EMPLOYEE PERFORMANCE EVALUATION**

**1. Manager of Internal Audit**

The meeting resumed at 11:50 a.m., and General Counsel Jean Cihigoyenette stated that the Board took no reportable actions in Closed Session.

**ADJOURNMENT**

With no further business, President Hall adjourned the meeting at 11:50 a.m.

---

Steven J. Elie, Secretary/Treasurer

**APPROVED: OCTOBER 20, 2021**

**CONSENT  
CALENDAR  
ITEM**

**1B**

**Date:** October 20, 2021

**To:** The Honorable Board of Directors

**Committee:** Finance & Administration

*SD*  
**From:** Shivaji Deshmukh, General Manager

10/13/21

**Executive Contact:** Javier Chagoyen-Lazaro, Acting Executive Manager of Finance & Administ

**Subject:** Report on General Disbursements

---

**Executive Summary:**

Total disbursements for the month of August 2021 were \$25,610,479.96. Disbursement activity included check payments of \$739,621.91 to vendors and \$13,289.95 for worker's compensation related costs. Electronic payments included the Automated Clearing House (ACH) of \$15,874,928.88 and wire transfers (excluding payroll) of \$7,322,460.81. The total payroll was \$1,653,555.67 for employees and \$6,622.74 for the Board of Directors.

---

**Staff's Recommendation:**

Approve the total disbursements for the month of August 2021 in the amount of \$25,610,479.96.

---

**Budget Impact** *Budgeted (Y/N):* N *Amendment (Y/N):* N *Amount for Requested Approval:*

*Account/Project Name:*

*Fiscal Impact (explain if not budgeted):*

**Prior Board Action:**

On September 15, 2021 the Board of Directors approved the July 2021 Report on General Disbursements totaling \$27,352,230.65.

---

**Environmental Determination:**

Not Applicable

---

**Business Goal:**

The report on general disbursements is consistent with the Agency's Business Goal of Fiscal Responsibility in providing financial reporting that accounts for general disbursements associated with operating requirements.

---

**Attachments:**

Attachment 1 - Background

Attachment 2 - Details of General Disbursements

Attachment 3 - PowerPoint

## Background

Subject: Report on General Disbursements

Table 1 summarizes the disbursements detailed in each of the six attachments affixed to this letter. Table 2 lists the disbursements in excess of an aggregated \$500,000 per vendor and is presented in largest to smallest dollar value.

**Table 1: Disbursement Details**

Attachment	Payment Type	Amount
2A	Vendor Checks	\$ 739,621.91
2B	Workers' Comp Checks	\$ 13,289.95
2C	Vendor ACHs	\$15,874,928.88
2D	Vendor Wires (excludes Payroll)	\$ 7,322,460.81
2E	Payroll-Net Pay-Directors	\$ 6,622.74
2F	Payroll-Net Pay-Employees	\$ 1,653,555.67
<b>Total Disbursements</b>		<b>\$25,610,479.96</b>

**Table 2: Disbursements in Excess of \$500,000 per Vendor**

Vendor	Amount	Description
WM LYLES COMPANY	\$ 7,838,468.48	Professional Svc's for EN17110-RP-4 Process Improvements; EN17043 – RP-4 Primary Clarifier Rehabilitation; EN18006 RP-1 Flare Improvements; EN19001- RP-5 Expansion to 30 mgd; EN19006-RP-5 Biosolids Facility; EN19043 – RP-1 Centrifuge Foul Air Line.
MWD	\$ 5,065,218.91	June 2021 Water Purchases
STATE WATER RESOURCES CONTROL BOARD	\$ 1,586,357.76	SRF Loan Pymt #11 C065176-110 SRF Loan Pymt #11 C065176-120 SRF Loan Pymt #11 C065176-130 SRF Loan Pymt #10 C065318-110
COUNTY SANITATION DISTRICTS OF LA COUNTY	\$ 1,538,743.33	FY20/21 4 <sup>th</sup> Qtr. Wastewater Treatment Surcharge
INTERNAL REVENUE SERVICE	\$ 1,103,260.45	PP#15, PP#115, #16 & #17 Payroll Taxes; Dir PP# 8 Taxes
PERS	\$ 900,923.92	08/21 Health Ins / P/R 15, 16, 17 Def Comp
SO. CALIF EDISON	\$ 841,193.70	06/28/21 – 08/05/21 Electricity
SANTA ANA WATERSHED	\$ 508,558.93	May & June Service and Truck Discharges

## Attachment 2A

### Vendor Checks

Inland Empire Util.Agency  
Chino, CA  
Company code 1000

Check Register  
CBB Disbursement Account-Aug'21

09/26/2021 / 14:02:21  
User: CCAMPBEL  
Page: 1

Bank	CBB	CITIZENS BUSINESS BANK				ONTARIO CA 917610000
Bank Key	122234149					
Acct number	CHECK	231167641				
Check						
Check number from to	Payment	Pmnt date	Crcy	Amount paid (FC)	Recipient/void reason code	Enca./void
234525	2200116841	08/12/2021	USD	6,229.05	BANK OF AMERICA, N.A. CHARLOTTE NC	09/09/2021
234526	2200116836	08/12/2021	USD	164.42	BOOT BARN INC IRVINE CA	08/20/2021
234527	2200116848	08/12/2021	USD	5,995.62	BURRTEC WASTE INDUSTRIES INC FONTANA CA	08/17/2021
234528	2200116832	08/12/2021	USD	7,981.00	CITY OF FONTANA FONTANA CA	08/19/2021
234529	2200116829	08/12/2021	USD	329,578.18	CITY OF ONTARIO ONTARIO CA	08/25/2021
234530	2200116840	08/12/2021	USD	2,600.00	CODESP HUNTINGTON BEACH CA	09/10/2021
234531	2200116846	08/12/2021	USD	135.24	CUCAMONGA VALLEY WATER DISTRICTLOS ANGELES CA	08/17/2021
234532	2200116833	08/12/2021	USD	180.00	DEPT OF CONSUMER AFFAIRS SACRAMENTO CA	08/25/2021
234533	2200116842	08/12/2021	USD	52,879.32	DXP ENTERPRISES INC DALLAS TX	08/16/2021
234534	2200116847	08/12/2021	USD	771.76	FONTANA WATER COMPANY FONTANA CA	08/18/2021
234535	2200116851	08/12/2021	USD	81.50	FRANCHISE TAX BOARD SACRAMENTO CA	08/30/2021
234536	2200116849	08/12/2021	USD	3,173.46	FRONTIER COMMUNICATIONS CORP CINCINNATI OH	08/19/2021
234537	2200116843	08/12/2021	USD	7,217.30	INNOVATIVE PAINTING & WATERPROSANTA FE SPRINGS CA	08/17/2021
234538	2200116844	08/12/2021	USD	2,634.25	LOGO JOE'S MURRIETA CA	08/18/2021
234539	2200116845	08/12/2021	USD	1,140.32	ONTARIO MUNICIPAL UTILITIES COONTARIO CA	08/16/2021
234540	2200116850	08/12/2021	USD	205.38	PERS LONG TERM CARE PROGRAM PASADENA CA	08/16/2021
234541	2200116835	08/12/2021	USD	30,000.00	SAN BERNARDINO COUNTY SAN BERNARDINO CA	08/18/2021
234542	2200116838	08/12/2021	USD	1,227.00	SAN BERNARDINO COUNTY SAN BERNARDINO CA	08/24/2021
234543	2200116830	08/12/2021	USD	56,617.94	SOUTH COAST AQMD DIAMOND BAR CA	08/24/2021
234544	2200116839	08/12/2021	USD	19,774.83	U S BANK ST LOUIS MO	08/18/2021
234545	2200116834	08/12/2021	USD	11,811.27	VERIZON WIRELESS DALLAS TX	08/18/2021
234546	2200116831	08/12/2021	USD	267.00	WATER ENVIRONMENT FEDERATION BALTIMORE MD	08/27/2021
234547	2200116837	08/12/2021	USD	588.22	WORLDWIDE EXPRESS PASADENA CA	08/16/2021
234548	2200117002	08/26/2021	USD	188.02	AMERICAN HERITAGE LIFE INSURANDALLAS TX	09/01/2021
234549	2200116995	08/26/2021	USD	2,988.00	ARCHIVESOCIAL DURHAM NC	09/01/2021
234550	2200116996	08/26/2021	USD	125,682.15	CEDRO CONSTRUCTION INC SANTA PAULA CA	09/04/2021
234551	2200116998	08/26/2021	USD	5,179.44	CITY OF CHINO CHINO CA	09/01/2021
234552	2200116994	08/26/2021	USD	31,399.90	EMERSON PROCESS MANAGEMENT CHICAGO IL	09/07/2021
234553	2200117003	08/26/2021	USD	2,357.20	EMPLOYMENT DEVELOPMENT DEPARIMSACRAMENTO CA	09/01/2021
234554	2200117006	08/26/2021	USD	2,355.41	FIDELITY SECURITY LIFE INSURANCINCINNATI OH	09/01/2021
234555	2200117005	08/26/2021	USD	81.50	FRANCHISE TAX BOARD SACRAMENTO CA	09/15/2021
234556	2200117001	08/26/2021	USD	3,202.31	FRONTIER COMMUNICATIONS CORP CINCINNATI OH	09/02/2021
234557	2200116991	08/26/2021	USD	516.44	GOVERNMENTJOBS.COM INC EL SEGUNDO CA	09/07/2021
234558	2200116997	08/26/2021	USD	2,527.00	GUILLERMO VERGARA UPLAND CA	09/13/2021
234559	2200116986	08/26/2021	USD	224.09	MAJESTIC TROPHY CO ONTARIO CA	09/01/2021
234560	2200116999	08/26/2021	USD	12,174.10	ONTARIO MUNICIPAL UTILITIES COONTARIO CA	08/30/2021
234561	2200116993	08/26/2021	USD	798.90	QUADIENT LEASING USA INC MILFORD CT	09/02/2021
234562	2200116989	08/26/2021	USD	220.00	SAN BERNARDINO COUNTY RECORDERSAN BERNARDINO CA	09/03/2021
234563	2200116992	08/26/2021	USD	3,500.00	UC REGENTS RIVERSIDE CA	09/13/2021
234564	2200117000	08/26/2021	USD	478.32	VERIZON BUSINESS ALBANY NY	09/04/2021
234565	2200116988	08/26/2021	USD	297.34	VERIZON WIRELESS DALLAS TX	09/01/2021
234566	2200117004	08/26/2021	USD	25.00	WILCO LIFE INSURANCE COMPANY CHARLOTTE NC	09/10/2021
234567	2200116987	08/26/2021	USD	3,990.73	WM CORPORATE SERVICES INC LOS ANGELES CA	08/30/2021
234568	2200116990	08/26/2021	USD	155.40	WORLDWIDE EXPRESS PASADENA CA	08/30/2021

Inland Empire Util. Agency  
Chino, CA  
Company code 1000

Check Register  
CBB Disbursement Account-Aug'21

09/26/2021 / 14:02:21  
User: CCAMPBRL  
Page: 2

Bank	CBB	CITIZENS BUSINESS BANK					ONTARIO CA 917610000
Bank Key	122234149						
Acct number	CHECK	231167641					
Check							
Check number from to	Payment	Pmnt date	Crcy	Amount paid (FC)	Recipient/void reason code	Enca./void	
234569	2200117007	08/26/2021	USD	27.60	CUCAMONGA VALLEY WATER DISTRICLOS ANGELES CA	09/04/2021	
* Payment method Check			USD	739,621.91			



Total of all entries

Check Register  
CBB Disbursement Account-Aug'21

09/26/2021 / 14:02:21  
User: CCAMPBEL  
Page: 3

Check number from to	Payment	Pmnt date	Crcy	Amount paid (FC)	Recipient/void reason code	Enca./void
**			USD	739,621.91		

## Attachment 2B

### Workers' Comp Checks

Inland Empire Util.Agency  
Chino, CA  
Company code 1000

Check Register  
CBB Workers' Compensation Account-Aug'21

09/26/2021 / 14:00:54  
User: CCAMPBRL  
Page: 1

Bank	CBB	CITIZENS BUSINESS BANK				ONTARIO CA 917610000
Bank Key	122234149					
Acct number	WCOMP	231159290				
Checks created manually						
Check number from to	Payment	Pmnt date	Crcy	Amount paid (FC)	Recipient/void reason code	Enca./void
05704	2200117417	08/04/2021	USD	2.00	YORK RISK SERVICES GROUP INC MEMPHIS TN	
05705	2200117418	08/04/2021	USD	72.00	YORK RISK SERVICES GROUP INC MEMPHIS TN	
05706	2200117419	08/04/2021	USD	20.28	YORK RISK SERVICES GROUP INC MEMPHIS TN	
05707	2200117420	08/04/2021	USD	245.87	YORK RISK SERVICES GROUP INC MEMPHIS TN	
05708	2200117421	08/04/2021	USD	200.10	YORK RISK SERVICES GROUP INC MEMPHIS TN	
05709	2200117422	08/04/2021	USD	9.77	YORK RISK SERVICES GROUP INC MEMPHIS TN	
05710	2200117414	08/11/2021	USD	495.34	YORK RISK SERVICES GROUP INC MEMPHIS TN	
05711	2200117416	08/11/2021	USD	1,247.46	YORK RISK SERVICES GROUP INC MEMPHIS TN	
05712	2200117423	08/18/2021	USD	580.00	YORK RISK SERVICES GROUP INC MEMPHIS TN	
05713	2200117424	08/18/2021	USD	580.00	YORK RISK SERVICES GROUP INC MEMPHIS TN	
05714	2200117425	08/18/2021	USD	580.00	YORK RISK SERVICES GROUP INC MEMPHIS TN	
05715	2200117426	08/18/2021	USD	580.00	YORK RISK SERVICES GROUP INC MEMPHIS TN	
05716	2200117427	08/18/2021	USD	146.62	YORK RISK SERVICES GROUP INC MEMPHIS TN	
05717	2200117428	08/18/2021	USD	356.30	YORK RISK SERVICES GROUP INC MEMPHIS TN	
05718	2200117429	08/18/2021	USD	663.13	YORK RISK SERVICES GROUP INC MEMPHIS TN	
05719	2200117430	08/25/2021	USD	148.70	YORK RISK SERVICES GROUP INC MEMPHIS TN	
05720	2200117431	08/25/2021	USD	7,326.38	YORK RISK SERVICES GROUP INC MEMPHIS TN	
05721	2200117432	08/25/2021	USD	36.00	YORK RISK SERVICES GROUP INC MEMPHIS TN	
* Payment method Checks created manually			USD	13,289.95		

Total of all entries

Check Register  
CBB Workers' Compensation Account-Aug'21

09/26/2021 / 14:00:54

User: CCAMPBEL

Page: 2

Check number from to	Payment	Pmnt date	Crcy	Amount paid (FC)	Recipient/void reason code	Enca./void
**			USD	13,289.95		

# Attachment 2C

## Vendor ACHs

Check Payee / Description	Amount
---------------------------	--------

ACH	SPIESS CONSTRUCTION COMPANY IN		
	EN22004-Ret Rls 1-Final	EN22004-RET R	81,298.68
	EN21004-Ret Rls 1-Final	EN21004-RET R	79,734.56
			- - - - -
	SPIESS CONSTRUCTION COMPANY IN\$		161,033.24

ACH	UNIVAR SOLUTIONS USA INC		
	RP5-11,795 Lbs Sodium Bisulfite	49265884	4,257.56
	TP1-12,120 Lbs Sodium Bisulfite	49263894	4,374.87
			- - - - -
	UNIVAR SOLUTIONS USA INC	\$	8,632.43

ACH	PALM AUTO DETAIL INC		
	6/21 Carwash Svcs f/Agency Fleet Vehicle 21699-2		2,305.00
			- - - - -
	PALM AUTO DETAIL INC	\$	2,305.00

ACH	CHINO BASIN DESALTER AUTHORITY		
	CDA-EN16021-Plume Capital Cntrbtrn-Cnct 591		179,836.00
			- - - - -
	CHINO BASIN DESALTER AUTHORITY\$		179,836.00

ACH	U S BANK NA		
	5/21-4/22 Custodial Admin Fees	6139593	1,000.00
			- - - - -
	U S BANK NA	\$	1,000.00

ACH	HACH COMPANY		
	Inv-Photocell Assy 1720D Repl Kit	12515935	466.51
	RP1Mnt-Brushes	12528658	27.48
	RP1Mnt-Silicone Wiper	12505062	162.97
	RP1Mnt-Demal KCL Solutions	12515993	1,002.73
	RW-Pckt PRO+,Blk Dspnsr+Pwdr,Snglts,Reno	12514155	316.35
	RP4Mnt-DR3900 Rprs	12505209	1,316.17
			- - - - -
	HACH COMPANY	\$	3,292.21

ACH	GOLDEN STATE LABOR COMPLIANCE		
	RW15004-5/21 Prof Svcs	06.2021.12	922.61
	RW15004-6/21 Prof Svcs	07.2021.13	922.61
			- - - - -
	GOLDEN STATE LABOR COMPLIANCE	\$	1,845.22

ACH	SWRCB ACCOUNTING OFFICE.		
	*SRF Rpymt #11 C065176-110	08835-21-11	159,208.05
	*SRF Rpymt #11 C065176-120	08849-21-11	264,505.38
	*SRF Rpymt #9 C065176-130	08850-21-11	269,176.19
			- - - - -
	SWRCB ACCOUNTING OFFICE	\$	692,889.62

ACH	KAESER COMPRESSORS		
	RP1Mnt-V-Belt	914580802	210.34
			- - - - -
	KAESER COMPRESSORS	\$	210.34

ACH	GRISWOLD INDUSTRIES		
	RP1Mnt-Pressure Reducing Valve	823493	7,103.13
			- - - - -

Check	Payee / Description	Amount
	GRISWOLD INDUSTRIES	\$ 7,103.13
ACH	OLIN CORP	
	CCWRP-4,770 Gals Sodium Hypochlorite 2988031	4,221.45
	TP1-4,634 Gals Sodium Hypochlorite 2989014	4,101.09
	TP1-4,862 Gals Sodium Hypochlorite 2988029	4,045.18
	RP5-4,904 Gals Sodium Hypochlorite 2988030	4,080.13
		- - - - -
	OLIN CORP	\$ 16,447.85
ACH	GHD INC	
	EN21041/45/50/51/53-4/25-6/29 Prof Svcs 165568	89,876.56
	EE&Cons-5/30-6/26 Prof Svcs-TO 8 Agncy S 165720	2,232.00
	EN20041-6/1-6/26 Prof Svcs 165721	2,025.00
	EN20056-5/30-6/26 Prof Svcs 164925	6,670.50
		- - - - -
	GHD INC	\$ 100,804.06
ACH	ATKINSON, ANDELSON, LOYA,	
	6/2021 General Labor Advice 627301	6,132.00
		- - - - -
	ATKINSON, ANDELSON, LOYA,	\$ 6,132.00
ACH	PACIFIC COURIERS INC	
	June 2021 Messenger Svc 21-06-2007	2,572.04
		- - - - -
	PACIFIC COURIERS INC	\$ 2,572.04
ACH	JC LAW FIRM	
	6/21 Romero vs IEUA 00957	6,990.00
	6/21 Kaiser vs CBWCD (Ely Basin) 00956	10,380.00
	6/21 IEUA vs Spicer-EN17018 00955	2,190.00
	6/21 Santa Ana River 00953	180.00
	6/21 General Legal 00968	21,030.00
	6/21 Watermaster 00952	2,194.00
	6/21 Regional Contract 00954	3,240.00
	6/21 SAR Baseflow Project-West Yost Serv 00961	7,932.75
	6/21 Fontana vs ADO 00959	2,250.00
	6/21 Ortiz vs IEUA 00960	180.00
	6/21 Walker vs IEUA 00958	360.00
		- - - - -
	JC LAW FIRM	\$ 56,926.75
ACH	SO CALIF EDISON	
	Trnr3&4-6/29-7/28 916 Archibald Ave 8001265279 7/	75.98
	TrnrBsnRW-6/29-7/28 1063 Turner Ave 8004601423 7/	18.27
	RP2MntLnchRm-5/1-6/30 16400 El Prado Rd 8005078295 6/	26,474.32
	PrdLS-6/30-7/29 34 Johnson-Pine 8000032094 7/	61.45
	PrdDchlStn-6/30-7/29 34 Johnson-Pine 8000932049 7/	680.51
	CllgHgts/LwrDy/RP3Bsn/TrnrBsn1-6/30-7/29 0297941406 7/	360.83
	SnSvn5PmpStn-6/30-7/29 13785 Banyan 8004022929 7/	184.82
	RP1/RP5/8thStBsn-7/1-8/1 8865 Kimball/11 0389324092 7/	93.15
	CCWRP/TP-6/28-7/27 14950 Telephone Ave 8003543714 7/	23.61
	1630WPmpStn-6/28-7/27 1530 6th St 8004881955 7/	14,100.51
	8thStBsn-6/28-7/27 1180 8th St 8000035339 7/	37.01
		- - - - -
	SO CALIF EDISON	\$ 42,110.46
ACH	SO CALIF GAS	

Check	Payee / Description	Amount
	MntBldg/Whs-6/18-7/20 2604 Walnut St 13484545 7/21	53.57
	CCWRP/TP-6/30-7/30 14950 Telephone Ave 14959861 7/21	15.91
	Lab-6/29-7/29 2450 Phila St 15577783 7/21	14.79
	RP1Cmplx-6/29-7/29 2450 Phila St 12140888 7/21	43.69
	HQA/B-6/28-7/28 6075 Kimball Ave 15729783 7/21	125.94
	TP5-6/28-7/28 6075 Kimball Ave 15579076 7/21	20.36
	RP5-6/28-7/28 6075 Kimball Ave 13619305 7/21	2,667.37
		- - - - -
	SO CALIF GAS \$	2,941.63
ACH	SHELL ENERGY NORTH AMERICA LP	
	RP1/RP2/RP5/CCWRP-6/1-6/30 Power Usage-A 1100002880306	4,716.56
		- - - - -
	SHELL ENERGY NORTH AMERICA LP \$	4,716.56
ACH	COUNTY SANITATION DISTRICTS OF	
	20/21-4 QTR Wstwtr Trmnt Surchg 1881662 20/21	1,519,694.47
		- - - - -
	COUNTY SANITATION DISTRICTS OF\$	1,519,694.47
ACH	GRAINGER INC	
	RP5Mnt-Spill Pltfrm w/Drn,Drm Spill Cntm 9898246757	238.96
	RP1Ops-Adapter-Cam & Groove 9944834598	13.05
	RP1Ops-Utility Pump-Engn Drvn,Water Hose 9944331694	1,773.19
	RP1Ops-Sweage Ejector Pump,Water Hose 9944331702	1,291.74
	FclyMgmthQ-Boot Brushes 9920443844	252.24
	FclyMgmthQ-Entrance Mat-Black Rubber 3' 9926838575	241.57
	RP1Mnt-Battery Charger-Auto,Rope-Rewind 9936138255	50.31
	RP1Mnt-Urinal Screens 9934859894	181.92
	GWROps-Chain Saw 9933709173	97.36
	RP1Mnt-Oil Filters 9932524433	116.56
	RP5Mnt-Valve-Reducing Water Pressure 9932524425	1,521.37
	RW-Rcvr Mnt Pntl Hk,Hgh Vsblty Vst,Bll M 9928813519	169.33
	Inv-Safety Glasses-Smoke,Clear 9926193989	172.14
	CCWRPMnt-Utility Pump-Plg-In,Valve-Float 9925947393	197.20
	Whs-Wire Cart-2 Shelf 9925515182	186.00
	Whs-Wire Cart-2 Shelf 9930028494	186.00
	RP1Mnt-Pipe Fittings-Structural 9911202480	462.77
	RP1Mnt-Handrail Extensions-8',4' 9926838567	1,303.82
		- - - - -
	GRAINGER INC \$	8,455.53
ACH	CHINO BASIN WATERMASTER	
	50% Cost Sharing-Model Meetings, Technic 2021-06-A	332.75
	67% Cost Sharing-WEI Invoice 2045243 2021-06-C	3,088.35
	50% Cost Sharing - PBHSP 2021-06-B	1,836.25
		- - - - -
	CHINO BASIN WATERMASTER \$	5,257.35
ACH	RED WING SHOE STORE	
	Employee Safety Shoe Purchase 816-1-82658	225.00
		- - - - -
	RED WING SHOE STORE \$	225.00
ACH	AERZEN USA CORPORATION	
	RP1Mnt-EP21002-Blower GMB15.11 SEPI-21-00235	49,456.25
		- - - - -
	AERZEN USA CORPORATION \$	49,456.25



Check	Payee / Description	Amount
ACH	ASSOC SAN BERNARDINO CNTY SPEC Hall,J-8/16 ASBCSD Meeting Luncheon 8/16 ASBCSD M	37.00
	ASSOC SAN BERNARDINO CNTY SPEC\$	37.00
ACH	CHINO BASIN DESALTER AUTHORITY CDA-Plume Chmcl Adj Drng Cnstrctn-Sdm Hy 605	304,521.36
	CHINO BASIN DESALTER AUTHORITY\$	304,521.36
ACH	CALIFORNIA HAZARDOUS SERVICES RP5/RP2-Diesel Fuel Filtering & Tank Cle 67716	3,134.25
	CALIFORNIA HAZARDOUS SERVICES \$	3,134.25
ACH	INDUSTRIAL RUBBER & SUPPLY INC RP1Mnt-Tank Truck Hose,Buffer Tanks,Dust 51099	229.83
	RP5Mnt-Hyd Hoses,Nipple,Elbow-Swivel 51044	84.73
	CCWTPMnt-PVC Hose-Green 50885	58.19
	INDUSTRIAL RUBBER & SUPPLY INC\$	372.75
ACH	DOWNS ENERGY VctrBsn-500.00 Gals Red Dyed Diesel Fuel 0281997-IN	1,738.97
	VctrBsn-2500.00 Gals Red Dyed Diesel Fue 0282777-IN	4,420.39
	DOWNS ENERGY \$	6,159.36
ACH	ICE QUBE INC FclyMgmtRP5-HVAC Cabinet 100605	3,484.96
	ICE QUBE INC \$	3,484.96
ACH	CONSERV CONSTRUCTION INC WR21025-7/2021 Professional Services 1683	33,947.20
	WR21025-7/2021 Professional Services 1684	21,163.10
	CONSERV CONSTRUCTION INC \$	55,110.30
ACH	EUROFINS EATON ANALYTICAL LLC SrcCntrl—4/6/21 Water Sample Analysis L0564892	35.00
	EnvrnComRP1-6/15/21 Water Sample Analysi L0576320	400.00
	EnvrnComRP1-5/14/21 Water Sample Analysi L0574900	2,930.00
	EUROFINS EATON ANALYTICAL LLC \$	3,365.00
ACH	PACIFIC COURIERS INC June 2021 Lab Delivery Svc 21-06-2006	2,400.00
	PACIFIC COURIERS INC \$	2,400.00
ACH	U S BANK - PAYMENT PLUS 100951 POLYDYNE INC 2200116448	7,421.17
	100150 HARRINGTON INDUSTRIAL PLASTICS LL 2200116447	1,524.39
	107780 SUPERIOR ELECTRIC MOTOR SERVICE I 2200116362	3,694.26
	104896 WESTERN WATER WORKS SUPPLY CO 2200116361	2,314.26
	104896 WESTERN WATER WORKS SUPPLY CO 2200116239	9,071.79
	100163 J G TUCKER & SON INC 2200116238	993.72
	100150 HARRINGTON INDUSTRIAL PLASTICS LL 2200116237	3,224.18

Check	Payee / Description	Amount
	107432 PMC ENGINEERING LLC 2200115975	762.64
	100319 MISSION REPROGRAPHICS 2200115973	64.95
	100150 HARRINGTON INDUSTRIAL PLASTICS LL 2200115972	640.56
		- - - - -
	U S BANK - PAYMENT PLUS \$	29,711.92
ACH	VIDEO SERVICES	
	EN17082-6/23 RP1 Mechanical Restoration 00184	525.00
		- - - - -
	VIDEO SERVICES \$	525.00
ACH	SO CALIF EDISON	
	DclzBsn-7/2-8/2 13978 Phila 8002283946 7/	162.04
	RP1-7/1-7/31 2450 Phila St 8000389509 7/	117.24
	JrpBsn-7/8-8/5 13450 Jurupa 8000401711 7/	2,417.47
	PhilLS-7/8-8/5 1818 Phila St 8000031143 7/	9,645.98
	BnaBsn-7/8-8/5 14017 Whittram Ped 8004504662 7/	91.35
	ElyBsn-7/8-8/5 1665 Phila Ave 8000057558 7/	76.86
	HckryDm-7/8-8/5 13400 Whittram Ave 8000257085 7/	238.50
	ZnRsvr-7/7-8/4 12749 6th St 8002740158 7/	130.01
	RP1-7/1-7/31 2450 Phila St (MiscChgs) 8005125322M 7	6,727.69
	RP4-7/7-8/4 12811 6th St 8000598564 7/	450.78
	OntLS-7/6-8/3 2525 Riverside Dr 8001610323 7/	34.49
	RP1StLts-7/1-7/31 34 Phila 8000340637 7/	23.61
	RP2MntLnchRm-7/1-7/31 16400 El Prado Rd 8000703247 7/	273.80
	RP2MntLnchRm-7/1-7/31 16400 El Prado Rd 8005078295 7/	13,125.42
		- - - - -
	SO CALIF EDISON \$	33,515.24
ACH	SHELL ENERGY NORTH AMERICA LP	
	RP1/RP2/RP5/CCWRP-6/1-6/30 Power Usage 202106	230,361.24
		- - - - -
	SHELL ENERGY NORTH AMERICA LP \$	230,361.24
ACH	FOUNDATION HA ENERGY GENERATIO	
	RP4/RWPS-6/1-6/30 2811 6th St-Wind Power 2789	3,476.56
		- - - - -
	FOUNDATION HA ENERGY GENERATIO\$	3,476.56
ACH	IEUA EMPLOYEES' ASSOCIATION	
	P/R 16 8/13/21 Employee Ded HR 0100200	186.00
	P/R DIR 8 8/13/21 Employee Ded HR 0100100	12.00
		- - - - -
	IEUA EMPLOYEES' ASSOCIATION \$	198.00
ACH	IEUA SUPERVISORS UNION ASSOCIA	
	P/R 16 8/13/21 Employee Ded HR 0100200	315.00
		- - - - -
	IEUA SUPERVISORS UNION ASSOCIA\$	315.00
ACH	IEUA GENERAL EMPLOYEES ASSOCIA	
	P/R 16 8/13/21 Employee Ded HR 0100200	1,019.10
		- - - - -
	IEUA GENERAL EMPLOYEES ASSOCIA\$	1,019.10
ACH	INLAND EMPIRE UNITED WAY	
	P/R 16 8/13/21 Employee Ded HR 0100200	46.00
		- - - - -
	INLAND EMPIRE UNITED WAY \$	46.00

Check Payee / Description	Amount
---------------------------	--------

ACH	IEUA PROFESSIONAL EMPLOYEES AS P/R 16 8/13/21 Employee Ded	HR	0100200	588.00
				- - - - -
	IEUA PROFESSIONAL EMPLOYEES AS\$			588.00
ACH	WEX HEALTH INC	HR	0100200	3,406.04
				- - - - -
	WEX HEALTH INC		\$	3,406.04
ACH	CITY EMPLOYEES ASSOCIATES P/R 16 8/13/21 Employee Ded	HR	0100200	352.50
				- - - - -
	CITY EMPLOYEES ASSOCIATES		\$	352.50
ACH	CARL H TAYLOR III P/R 16 8/13/21	HR	0100200	147.63
				- - - - -
	CARL H TAYLOR III		\$	147.63
ACH	CAMACHO, MICHAEL MlgReim-6/2021 Meetings-Camacho,M	MLG 6/21		17.92
				- - - - -
	CAMACHO, MICHAEL		\$	17.92
ACH	ELIE, STEVE MlgReim-6/2021 Meetings-Elie,S	MLG 6/21		11.20
				- - - - -
	ELIE, STEVE		\$	11.20
ACH	HALL, JASMIN MlgReim-6/2021 Meetings-Hall,J	MLG 6/21		20.72
				- - - - -
	HALL, JASMIN		\$	20.72
ACH	TULE, MARCO MlgReim-6/2021 Meetings-Tule,M	MLG 6/21		16.24
				- - - - -
	TULE, MARCO		\$	16.24
ACH	COUNTY SANITATION DISTRICTS OF 20/21 Wasterwater Discharge- Upland Pass 32293 20/21 Wasterwater Discharge- Upland Pass 32292			5,558.85 13,490.01
				- - - - -
	COUNTY SANITATION DISTRICTS OF\$			19,048.86
ACH	SANTA ANA WATERSHED 21/22 Member District Fees	9902		311,369.00
				- - - - -
	SANTA ANA WATERSHED		\$	311,369.00
ACH	W A RASIC CONSTRUCTION CO INC EN20041-7/31 Pay Est 3	PE 3-EN20041		48,658.10
				- - - - -
	W A RASIC CONSTRUCTION CO INC		\$	48,658.10
ACH	SWRCB ACCOUNTING OFFICE *SRF Rpymt #2 C065318-110	13835-21-2		893,468.14

Check	Payee / Description	Amount
	SWRCB ACCOUNTING OFFICE	\$ 893,468.14
ACH	W M LYLES COMPANY	
	EN18006-7/21 Pay Est 12	PE 12-EN18006 1,317,335.28
	EN19006-7/21 Pay Est 9	PE 9-EN19006 2,659,495.07
	EN19001-7/21 Pay Est 9	PE 9-EN19001 3,205,882.50
	W M LYLES COMPANY	\$ 7,182,712.85
ACH	SCW CONTRACTING CORPORATION	
	EN22002-7/31 Pay Est 10	PE 10-EN22002 159,552.50
	SCW CONTRACTING CORPORATION	\$ 159,552.50
ACH	ROGERS, PETER J	
	8/5/21 Policy Cmmtt Fee-Rogers,P	RPC-8/5/21 100.00
	ROGERS, PETER J	\$ 100.00
ACH	OLIN CORP	
	TP1-4,874 Gals Sodium Hypochlorite	2988652 4,055.17
	TP1-4,924 Gals Sodium Hypochlorite	2990480 4,096.77
	RP5-4,834 Gals Sodium Hypochlorite	2990481 4,021.89
	RP4-4,882 Gals Sodium Hypochlorite	2990482 4,061.82
	TP1-4,746 Gals Sodium Hypochlorite	2991738 4,200.21
	CCWRP-3,976 Gals Sodium Hypochlorite	2991739 3,518.76
	TP1-5,026 Gals Sodium Hypochlorite	2992056 4,181.63
	RP5-4,806 Gals Sodium Hypochlorite	2992057 3,998.59
	TP1-4,928 Gals Sodium Hypochlorite	2989970 4,100.10
	TP1-4,852 Gals Sodium Hypochlorite	2989659 4,036.86
	CCWRP-4,004 Gals Sodium Hypochlorite	2989166 3,543.54
	RP4-4,850 Gals Sodium Hypochlorite	2989164 4,035.20
	OLIN CORP	\$ 47,850.54
ACH	REED, RANDALL J	
	8/5/21 Policy Cmmtt Fee-Reed,R	RPC-8/5/21 100.00
	REED, RANDALL J	\$ 100.00
ACH	ALLIED UNIVERSAL SECURITY SERV	
	RP1-June 2021 Monthly Guard Service	11508385 5,999.92
	ALLIED UNIVERSAL SECURITY SERV	\$ 5,999.92
ACH	ULLOA, EUNICE M	
	8/5/21 Policy Cmmtt Fee-Ulloa,E	RPC-8/5/21 100.00
	ULLOA, EUNICE M	\$ 100.00
ACH	CONSERV CONSTRUCTION INC	
	WR21006-7/2021 Professional Services	1682 14,915.60
	CONSERV CONSTRUCTION INC	\$ 14,915.60
ACH	EUROFINS EATON ANALYTICAL LLC	
	EnvrnComRP1-6/9/21 Water Sample Analysis L0574928	75.00
	EnvrnComRP1-4/15/21 Water Sample Analysis L0566594	150.00

Check	Payee / Description	Amount
	EnvrnComRP1-4/27/21 Water Sample Analysi L0567492	400.00
	EnvrnComRP1-5/12/21 Water Sample Analysi L0570135	400.00
	EnvrnComRP1-4/9/21 Water Sample Analysis L0564421	300.00
	EnvrnComRP1-6/1/21 Water Sample Analysis L0574552	400.00
	EnvrnComRP1-6/8/21 Water Sample Analysis L0575193	400.00
	EnvrnComRP1-4/9/21 Water Sample Analysis L0564420	150.00
	EnvrnComRP1-5/12/21 Water Sample Analysi L0574547	2,830.00
		- - - - -
	EUROFINS EATON ANALYTICAL LLC \$	5,105.00
ACH	FERREIRA COASTAL CONSTRUCTION	
	RW15004-7/31 Pay Est 14	PE 14-RW15004 75,387.25
	EN20065-7/21 Pay Est 8	PE 8-EN20065 186,370.85
		- - - - -
	FERREIRA COASTAL CONSTRUCTION \$	261,758.10
ACH	SANDOVAL, JESUS L	
	8/5/21 Policy Cmmtt Fee-Sandoval,J	RPC-8/5/21 100.00
		- - - - -
	SANDOVAL, JESUS L \$	100.00
ACH	WEST COAST ADVISORS	
	7/21 Prof Svcs	13026 9,500.00
		- - - - -
	WEST COAST ADVISORS \$	9,500.00
ACH	KIEWIT INFRASTRUCTURE WEST CO	
	EN17082-7/31 Pay Est 21	PE 21-EN17082 83,046.03
		- - - - -
	KIEWIT INFRASTRUCTURE WEST CO \$	83,046.03
ACH	DUTREY, JAVIER J	
	8/5/21 Policy Cmmtt Fee-Dutrey,J	RPC-8/5/21 100.00
		- - - - -
	DUTREY, JAVIER J \$	100.00
ACH	VELTO, BILL	
	8/5/21 Policy Cmmtt Fee-Velto,B	RPC-8/5/21 100.00
		- - - - -
	VELTO, BILL \$	100.00
ACH	SO CALIF EDISON	
	RP5/TP5/HQA/B-6/30-7/29 6075 Kimball Ave 8002326317 7/	163,551.82
	RP5/TP5/HQA/B-6/1-6/29 6075 Kimball Ave 8002326317 6/	158,644.29
	BrksStBsn-7/15-8/12 10661 Silicon Ped 8000094378 7/	91.64
	MntclBsn-7/15-8/12 4700 San Jose 8000092569 7/	107.67
	RP4/TP4/RCA-7/7-8/4 12811 6th St 8000036690 7/	244,572.00
	MntclLS-7/12-8/9 34 Palmetto-Phila 8000031789 7/	2,624.44
		- - - - -
	SO CALIF EDISON \$	569,591.86
ACH	SO CALIF GAS	
	RP2Dg-7/1-8/1 16400 El Prado Rd 14944655 7/21	209.87
	RP1-7/1-8/1 2450 Phila St 11336197 7/21	50.00
	RP1-7/1-8/1 2450 Phila St 5300510 7/21	51.98
	RP4-7/19-8/17 12811 6th St 10605111 8/21	29.87
		- - - - -
	SO CALIF GAS \$	341.72



Check	Payee / Description		Amount
ACH	LEVEL 3 COMMUNICATIONS LLC 8/2021 993-1600	993-1600 8/21	931.40
	LEVEL 3 COMMUNICATIONS LLC	\$	931.40
ACH	GENESIS CONSTRUCTION EN17110.03-7/31 Pay Est 12 EN19024-7/21 Pay Est 2 EN19028-7/21 Pay Est 2	PE 12-EN17110 PE 2-EN19024 PE 2-EN19028	302,603.50 8,190.06 32,383.30
	GENESIS CONSTRUCTION	\$	343,176.86
ACH	W M LYLES COMPANY EN17110-7/31 Pay Est 16 EN17043-7/31 Pay Est 16 EN19001-DCO #8	PE 16-EN17110 PE 16-EN17043 PE-8-EN19001-	456,214.38 202,989.25 3,448.00-
	W M LYLES COMPANY	\$	655,755.63
ACH	FRESNO FIRST BANK EN18006-7/21 Pay Est 12	PE 12-EN18006	69,333.44
	FRESNO FIRST BANK	\$	69,333.44
ACH	FRESNO FIRST BANK EN19006-7/21 Pay Est 9 EN19001-7/21 Pay Est 9	PE 9-EN19006 PE 9-EN19001	139,973.42 168,730.66
	FRESNO FIRST BANK	\$	308,704.08
ACH	BANNER BANK EN17110.03-7/31 Pay Est 12	PE 12-EN17110	15,926.50
	BANNER BANK	\$	15,926.50
ACH	AQUA BEN CORPORATION RP1Ops-18,4000 Lbs Hydrofloc 750A RP1Ops-23,0000 Lbs Hydrofloc 750A RP1Ops-9,200 Lbs Hydrofloc 748E-Draft RP1Ops-4,600 Lbs Hydrofloc 748E RP1Ops-18,4000 Lbs Hydrofloc 750A RP1Ops-4,600 Lbs Hydrofloc 748E RP1Ops-25,3000 Lbs Hydrofloc 750A RP1Ops-11,500 Lbs Hydrofloc 748E RP1Ops-4,600 Lbs Hydrofloc 748E	42725 42918 42917 42965 42966 42910 42746 42745 42724	23,592.94 29,491.18 9,020.83 4,510.42 23,592.94 4,510.42 32,440.29 11,276.04 4,510.42
	AQUA BEN CORPORATION	\$	142,945.48
ACH	SANTA ANA WATERSHED May 2021 Truck Discharge May 2021 Service June 2021 Truck Discharge June 2021 Service	9899 9905 9917 9923	15,604.50 86,886.05 11,341.98 83,357.40
	SANTA ANA WATERSHED	\$	197,189.93
ACH	AMETEK BROOKFIELD RP5Mnt-Functional Test Module,Accessory	A00000360648	2,540.11

Check	Payee / Description	Amount
	AMETEK BROOKFIELD \$	2,540.11
ACH	KONICA MINOLTA BUSINESS SOLUTI	
	HQA/B/RP5-6/21 Copier Ovrgr,Mnt-BIZC658E, 9007859379	617.75
	HQA/B/RP5-2/21 Copier Ovrgr,Mnt-BIZC658E, 9007552491	499.81
	HQA/B/RP5-3/21 Copier Ovrgr,Mnt-BIZC658E, 9007636614	365.74
	SoMnt-2/21 Copier Ovrgr,Mnt-BIZC658,C454e 9007550670	104.14
	SoMnt-6/21 Copier Ovrgr,Mnt-BIZC658,C454e 9007857718	173.80
	HQA/B/RP5-1/21 Copier Ovrgr,Mnt-BIZC658E, 9007481680	408.17
	KONICA MINOLTA BUSINESS SOLUTI\$	2,169.41
ACH	WILLIAMS SCOTSMAN INC	
	PL19005-8/7-9/6 Chino Basin Project Trai 9011289137	2,184.49
	WILLIAMS SCOTSMAN INC \$	2,184.49
ACH	NORSTAR PLUMBING & ENGINEERING	
	EN21014-Ret Rls 1-Final EN21014-RET R	3,437.99
	NORSTAR PLUMBING & ENGINEERING\$	3,437.99
ACH	NORSTAR PLUMBING & ENGINEERING	
	EN21015-Ret Rls 1-Final EN21015-RET R	14,094.31
	NORSTAR PLUMBING & ENGINEERING\$	14,094.31
ACH	CS-AMSCO	
	Inv-Flanged Valves 16990	3,760.43
	EP21003-Butterfly Valves-Complets,Lugged 16997	50,011.53
	CS-AMSCO \$	53,771.96
ACH	GEI CONSULTANTS INC	
	PL19005-5/1-5/28 Prof Svcs 3091966	54,623.50
	PL19005-5/29-6/25 Prof Svcs 3093775	44,232.00
	GEI CONSULTANTS INC \$	98,855.50
ACH	OLIN CORP	
	TP1-4,848 Gals Sodium Hypochlorite 2991172	4,033.54
	OLIN CORP \$	4,033.54
ACH	JB'S POOLS & PONDS INC	
	7/21 Pond Maint Svc 2166760700	1,194.85
	JB'S POOLS & PONDS INC \$	1,194.85
ACH	US BANK VOYAGER FLEET SYSTEMS	
	7/21 Gasoline f/Agency Vehicles 8693150932130	9,674.57
	US BANK VOYAGER FLEET SYSTEMS \$	9,674.57
ACH	SNAP GRAPHICS & DESIGN	
	200 Baseball Caps,50 Safari Hats,200 Pol 14120	6,977.89
	12 Polo Shirts 14093	402.25
	SNAP GRAPHICS & DESIGN \$	7,380.14

Check Payee / Description	Amount
---------------------------	--------

ACH	AUTOZONE PARTS INC Inv-Nitrille Disposable Gloves 5618244605 1,465.40 Inv-Nitrille Disposable Gloves 5618292440 3,232.50 ----- <div style="text-align: right;">AUTOZONE PARTS INC \$ 4,697.90</div>	
ACH	LONE STAR BLOWER INC RP1Mnt-Field Service-Blower #3 PS-INV105052 17,449.00 ----- <div style="text-align: right;">LONE STAR BLOWER INC \$ 17,449.00</div>	
ACH	RBC RESOURCES WR20028/WR20029-6/1-6/30 Prof Svcs 30 8,092.00 ----- <div style="text-align: right;">RBC RESOURCES \$ 8,092.00</div>	
ACH	LIBERTY LANDSCAPING INC FcltyMgt-7/21 Monthly Landscaping Servic 99548 18,175.00 ----- <div style="text-align: right;">LIBERTY LANDSCAPING INC \$ 18,175.00</div>	
ACH	RADAR ENVIRONMENTAL INC July 2021 HazMat Disposal Svcs AgencyWid 1379 2,942.36 June 2021 HazMat Disposal Svcs AgencyWid 1371 2,774.20 ----- <div style="text-align: right;">RADAR ENVIRONMENTAL INC \$ 5,716.56</div>	
ACH	SO CALIF EDISON MWDTrnt18-7/19-8/16 13400 Betsy Ross Ct 8000136547 8/ 33.77 I/WLn-7/19-8/16 34 East End-Grand 8000031936 8/ 16.99 MntclSpltBx-7/19-8/16 11294 Roswell Ave 8000629815 8/ 77.45 CCWRP/TP/RWPS-5/27-7/27 14950 Telephone 8004814080 7/ 142,792.24 SBLfStn-7/16-8/15 13707 San Bernardino A 8003058251 8/ 8,162.78 MWDTrnt15T-7/16-8/15 12100 Banyan St 8004147332 8/ 37.85 MWDCB14/20-7/19-8/16 5752 East Ave/475 1 0478658163 8/ 183.24 BrksRWTrnOt-7/16-8/15 4349 Orchard St 8002166155 8/ 30.92 1630EPmpStn-7/19-8/16 7420 1/2 East 8000414223 8/ 44,640.90 ----- <div style="text-align: right;">SO CALIF EDISON \$ 195,976.14</div>	
ACH	SO CALIF GAS MntBldg/Whs-7/20-8/18 2604 Walnut St 13484545 8/21 45.43 ----- <div style="text-align: right;">SO CALIF GAS \$ 45.43</div>	
ACH	SOLAR STAR CALIFORNIA V LLC RP5/TP5/HQA/B-4/1-4/30 6075 Kimball Ave E02M0614-4387 24,596.73 RP1-6/1-6/30 2450 Phila St E02M0616-4301 4,148.15 RP1-6/1-6/30 2450 Phila St E02M0615-4387 13,096.78 CCWRP/TP/RWPS-6/1-6/30 14950 Telephone A E02M0613-4629 17,661.55 RP5/TP5/HQA/B-5/1-5/31 6075 Kimball Ave E02M0614-4387 16,270.60 RP5/TP5/HQA/B-6/1-6/30 6075 Kimball Ave E02M0614-4387 23,529.21 ----- <div style="text-align: right;">SOLAR STAR CALIFORNIA V LLC \$ 99,303.02</div>	
ACH	HOULIHAN, JESSE CalPERS Estimated Overpayment Retirement 8/23 PERS OVR 565.29 -----	



Check	Payee / Description	Amount
	HOULIHAN, JESSE \$	565.29
ACH	POMERLEAU, THOMAS CalPERS Estimated Overpayment Retirement 8/23 PERS OVR	173.95
	POMERLEAU, THOMAS \$	173.95
ACH	REED, RANDALL CalPERS Estimated Overpayment Retirement 8/23 PERS OVR	201.59
	REED, RANDALL \$	201.59
ACH	FESTA, GARY CalPERS Estimated Overpayment Retirement 8/23 PERS OVR	176.08
	FESTA, GARY \$	176.08
ACH	BENEFIT COORDINATORS CORPORATI 7/2021 LTD,Agency Pd Life,Employee Pd Li 9644	20,409.22
	8/2021 LTD,Agency Pd Life,Employee Pd Li 9701	16,000.94
	BENEFIT COORDINATORS CORPORATI\$	36,410.16
ACH	IEUA EMPLOYEES' ASSOCIATION HR 0100300	186.00
	IEUA EMPLOYEES' ASSOCIATION \$	186.00
ACH	IEUA SUPERVISORS UNION ASSOCIA HR 0100300	315.00
	IEUA SUPERVISORS UNION ASSOCIA\$	315.00
ACH	IEUA GENERAL EMPLOYEES ASSOCIA HR 0100300	994.10
	IEUA GENERAL EMPLOYEES ASSOCIA\$	994.10
ACH	INLAND EMPIRE UNITED WAY HR 0100300	46.00
	INLAND EMPIRE UNITED WAY \$	46.00
ACH	WESTERN DENTAL PLAN 8/21 Agency Dental Plan 8/2021	2,151.25
	WESTERN DENTAL PLAN \$	2,151.25
ACH	PREFERRED BENEFIT INSURANCE 8/21 Agency Dental Plan EIA41330	18,385.20
	PREFERRED BENEFIT INSURANCE \$	18,385.20
ACH	IEUA PROFESSIONAL EMPLOYEES AS HR 0100300	588.00
	IEUA PROFESSIONAL EMPLOYEES AS\$	588.00
ACH	COLONIAL LIFE & ACCIDENT INSUR	

Check	Payee / Description	Amount
	8/21 Disability,Cancer,Universal/Term Li 7274194080101	229.57
	COLONIAL LIFE & ACCIDENT INSUR\$	229.57
ACH	WEX HEALTH INC	
	HR 0100300	3,406.04
	WEX HEALTH INC \$	3,406.04
ACH	WEX HEALTH INC	
	July 2021 Admin Fees 0001377645-IN	228.00
	WEX HEALTH INC \$	228.00
ACH	LEGALSHIELD	
	8/21 Employee Prepaid Legal Services 8/21	195.35
	LEGALSHIELD \$	195.35
ACH	CITY EMPLOYEES ASSOCIATES	
	HR 0100300	352.50
	CITY EMPLOYEES ASSOCIATES \$	352.50
ACH	CARL H TAYLOR III	
	HR 0100300	147.63
	CARL H TAYLOR III \$	147.63
ACH	GK & ASSOCIATES	
	46-2849-6/21 Prof Svcs 21-050	14,774.00
	46-2849-6/21 Prof Svcs 21-051	34,000.10
	GK & ASSOCIATES \$	48,774.10
ACH	FLEETISTICS	
	9/21 GEOTAB Materials 94822	2,873.46
	8/21 GEOTAB Materials 94158	2,873.46
	7/21 GEOTAB Materials 93483	2,740.86
	FLEETISTICS \$	8,487.78
ACH	BREIG, ANNA	
	Reim Monthly Health Prem HEALTH PREM	181.48
	BREIG, ANNA \$	181.48
ACH	ESTRADA, JIMMIE J	
	Reim Monthly Health Prem HEALTH PREM	505.96
	ESTRADA, JIMMIE J \$	505.96
ACH	HORNE, WILLIAM	
	Reim Monthly Health Prem HEALTH PREM	505.96
	HORNE, WILLIAM \$	505.96
ACH	LICHTI, ALICE	
	Reim Monthly Health Prem HEALTH PREM	181.48

Check	Payee / Description	Amount
	LICHTI, ALICE	\$ 181.48
ACH	NOWAK, THEO T Reim Monthly Health Prem	HEALTH PREM 491.96
	NOWAK, THEO T	\$ 491.96
ACH	SONNENBURG, ILSE Reim Monthly Health Prem	HEALTH PREM 181.48
	SONNENBURG, ILSE	\$ 181.48
ACH	MILLER, ELMER L Reim Monthly Health Prem	HEALTH PREM 851.32
	MILLER, ELMER L	\$ 851.32
ACH	DYKSTRA, BETTY Reim Monthly Health Prem	HEALTH PREM 181.48
	DYKSTRA, BETTY	\$ 181.48
ACH	MUELLER, CAROLYN Reim Monthly Health Prem	HEALTH PREM 181.48
	MUELLER, CAROLYN	\$ 181.48
ACH	GRIFFIN, GEORGE Reim Monthly Health Prem	HEALTH PREM 181.48
	GRIFFIN, GEORGE	\$ 181.48
ACH	CANADA, ANGELA Reim Monthly Health Prem	HEALTH PREM 181.48
	CANADA, ANGELA	\$ 181.48
ACH	CUPERSMITH, LEIZAR Reim Monthly Health Prem	HEALTH PREM 181.48
	CUPERSMITH, LEIZAR	\$ 181.48
ACH	HOBBS, DIANA Reim Monthly Health Prem	HEALTH PREM 505.96
	HOBBS, DIANA	\$ 505.96
ACH	DELGADO-ORAMAS JR, JOSE Reim Monthly Health Prem	HEALTH PREM 324.48
	DELGADO-ORAMAS JR, JOSE	\$ 324.48
ACH	GRANGER, BRANDON Reim Monthly Health Prem	HEALTH PREM 158.74
	GRANGER, BRANDON	\$ 158.74
ACH	GADDY, CHARLES L	

Check	Payee / Description	Amount
	Reim Monthly Health Prem	HEALTH PREM 158.74
	GADDY, CHARLES L	\$ 158.74
ACH	BAKER, CHRIS	
	Reim Monthly Health Prem	HEALTH PREM 15.74
	BAKER, CHRIS	\$ 15.74
ACH	WEBB, DANNY C	
	Reim Monthly Health Prem	HEALTH PREM 143.00
	WEBB, DANNY C	\$ 143.00
ACH	HUMPHREYS, DEBORAH E	
	Reim Monthly Health Prem	HEALTH PREM 162.24
	HUMPHREYS, DEBORAH E	\$ 162.24
ACH	MOUAT, FREDERICK W	
	Reim Monthly Health Prem	HEALTH PREM 162.24
	MOUAT, FREDERICK W	\$ 162.24
ACH	MORGAN, GARTH W	
	Reim Monthly Health Prem	HEALTH PREM 143.00
	MORGAN, GARTH W	\$ 143.00
ACH	ALLINGHAM, JACK	
	Reim Monthly Health Prem	HEALTH PREM 19.24
	ALLINGHAM, JACK	\$ 19.24
ACH	MAZUR, JOHN	
	Reim Monthly Health Prem	HEALTH PREM 497.16
	MAZUR, JOHN	\$ 497.16
ACH	HAMILTON, MARIA	
	Reim Monthly Health Prem	HEALTH PREM 143.00
	HAMILTON, MARIA	\$ 143.00
ACH	RAMOS, CAROL	
	Reim Monthly Health Prem	HEALTH PREM 19.24
	RAMOS, CAROL	\$ 19.24
ACH	FISHER, JAY	
	Reim Monthly Health Prem	HEALTH PREM 143.00
	FISHER, JAY	\$ 143.00
ACH	KING, PATRICK	
	Reim Monthly Health Prem	HEALTH PREM 19.24
	KING, PATRICK	\$ 19.24

Check	Payee / Description	Amount
ACH	DIETZ, JUDY Reim Monthly Health Prem	HEALTH PREM 143.00
	DIETZ, JUDY	\$ 143.00
ACH	DAVIS, GEORGE Reim Monthly Health Prem	HEALTH PREM 15.74
	DAVIS, GEORGE	\$ 15.74
ACH	MONZAVI, TAGHI Reim Monthly Health Prem	HEALTH PREM 19.24
	MONZAVI, TAGHI	\$ 19.24
ACH	PETERSEN, KENNETH Reim Monthly Health Prem	HEALTH PREM 181.48
	PETERSEN, KENNETH	\$ 181.48
ACH	TRAUTERMAN, HELEN Reim Monthly Health Prem	HEALTH PREM 181.48
	TRAUTERMAN, HELEN	\$ 181.48
ACH	TIEGS, KATHLEEN Reim Monthly Health Prem	HEALTH PREM 505.96
	TIEGS, KATHLEEN	\$ 505.96
ACH	DIGGS, GEORGE Reim Monthly Health Prem	HEALTH PREM 505.96
	DIGGS, GEORGE	\$ 505.96
ACH	HAYES, KENNETH Reim Monthly Health Prem	HEALTH PREM 505.96
	HAYES, KENNETH	\$ 505.96
ACH	RODRIGUEZ, LOUIS Reim Monthly Health Prem	HEALTH PREM 162.24
	RODRIGUEZ, LOUIS	\$ 162.24
ACH	VARBEL, VAN Reim Monthly Health Prem	HEALTH PREM 324.48
	VARBEL, VAN	\$ 324.48
ACH	CLIFTON, NEIL Reim Monthly Health Prem	HEALTH PREM 324.48
	CLIFTON, NEIL	\$ 324.48
ACH	WELLMAN, JOHN THOMAS Reim Monthly Health Prem	HEALTH PREM 324.48
	WELLMAN, JOHN THOMAS	\$ 324.48

Check	Payee / Description	Amount
ACH	TROXEL, WYATT Reim Monthly Health Prem	HEALTH PREM 181.48
	TROXEL, WYATT	\$ 181.48
ACH	CORLEY, WILLIAM Reim Monthly Health Prem	HEALTH PREM 324.48
	CORLEY, WILLIAM	\$ 324.48
ACH	CALLAHAN, CHARLES Reim Monthly Health Prem	HEALTH PREM 15.74
	CALLAHAN, CHARLES	\$ 15.74
ACH	LESNIAKOWSKI, NORBERT Reim Monthly Health Prem	HEALTH PREM 189.48
	LESNIAKOWSKI, NORBERT	\$ 189.48
ACH	VER STEEG, ALLEN J Reim Monthly Health Prem	HEALTH PREM 158.74
	VER STEEG, ALLEN J	\$ 158.74
ACH	HACKNEY, GARY Reim Monthly Health Prem	HEALTH PREM 497.16
	HACKNEY, GARY	\$ 497.16
ACH	TOL, HAROLD Reim Monthly Health Prem	HEALTH PREM 181.48
	TOL, HAROLD	\$ 181.48
ACH	BANKSTON, GARY Reim Monthly Health Prem	HEALTH PREM 181.48
	BANKSTON, GARY	\$ 181.48
ACH	ATWATER, RICHARD Reim Monthly Health Prem	HEALTH PREM 143.00
	ATWATER, RICHARD	\$ 143.00
ACH	FIESTA, PATRICIA Reim Monthly Health Prem	HEALTH PREM 324.48
	FIESTA, PATRICIA	\$ 324.48
ACH	DIGGS, JANET Reim Monthly Health Prem	HEALTH PREM 648.96
	DIGGS, JANET	\$ 648.96
ACH	CARAZA, TERESA Reim Monthly Health Prem	HEALTH PREM 19.24

Check		Payee / Description	Amount
		CARAZA, TERESA	\$ 19.24
ACH	ANDERSON, JOHN L	Reim Monthly Health Prem	HEALTH PREM 505.96
		ANDERSON, JOHN L	\$ 505.96
ACH	SANTA CRUZ, JACQUELYN	Reim Monthly Health Prem	HEALTH PREM 698.11
		SANTA CRUZ, JACQUELYN	\$ 698.11
ACH	HECK, ROSELYN	Reim Monthly Health Prem	HEALTH PREM 19.24
		HECK, ROSELYN	\$ 19.24
ACH	SOPICKI, LEO	Reim Monthly Health Prem	HEALTH PREM 317.48
		SOPICKI, LEO	\$ 317.48
ACH	GOSE, ROSEMARY	Reim Monthly Health Prem	HEALTH PREM 143.00
		GOSE, ROSEMARY	\$ 143.00
ACH	KEHL, BARRETT	Reim Monthly Health Prem	HEALTH PREM 143.00
		KEHL, BARRETT	\$ 143.00
ACH	RITCHIE, JANN	Reim Monthly Health Prem	HEALTH PREM 143.00
		RITCHIE, JANN	\$ 143.00
ACH	LONG, ROCKWELL DEE	Reim Monthly Health Prem	HEALTH PREM 354.16
		LONG, ROCKWELL DEE	\$ 354.16
ACH	FATTAHI, MIR	Reim Monthly Health Prem	HEALTH PREM 143.00
		FATTAHI, MIR	\$ 143.00
ACH	VERGARA, FLORENTINO	Reim Monthly Health Prem	HEALTH PREM 324.48
		VERGARA, FLORENTINO	\$ 324.48
ACH	WALL, DAVID	Reim Monthly Health Prem	HEALTH PREM 334.92
		WALL, DAVID	\$ 334.92
ACH	CHUNG, MICHAEL	Reim Monthly Health Prem	HEALTH PREM 162.24



Check	Payee / Description	Amount
	CHUNG, MICHAEL	\$ 162.24
ACH	ADAMS, PAMELA Reim Monthly Health Prem	HEALTH PREM 19.24
	ADAMS, PAMELA	\$ 19.24
ACH	BLASINGAME, MARY Reim Monthly Health Prem	HEALTH PREM 526.84
	BLASINGAME, MARY	\$ 526.84
ACH	ANDERSON, KENNETH Reim Monthly Health Prem	HEALTH PREM 162.24
	ANDERSON, KENNETH	\$ 162.24
ACH	MOE, JAMES Reim Monthly Health Prem	HEALTH PREM 19.24
	MOE, JAMES	\$ 19.24
ACH	POLACEK, KEVIN Reim Monthly Health Prem	HEALTH PREM 669.84
	POLACEK, KEVIN	\$ 669.84
ACH	ELROD, SONDRAL Reim Monthly Health Prem	HEALTH PREM 162.24
	ELROD, SONDRAL	\$ 162.24
ACH	FRAZIER, JACK Reim Monthly Health Prem	HEALTH PREM 19.24
	FRAZIER, JACK	\$ 19.24
ACH	HOAK, JAMES Reim Monthly Health Prem	HEALTH PREM 143.00
	HOAK, JAMES	\$ 143.00
ACH	DEZHAM, PARIVASH Reim Monthly Health Prem	HEALTH PREM 19.24
	DEZHAM, PARIVASH	\$ 19.24
ACH	FOLEY III, DANIEL J. Reim Monthly Health Prem	HEALTH PREM 191.92
	FOLEY III, DANIEL J.	\$ 191.92
ACH	CLEVELAND, JAMES Reim Monthly Health Prem	HEALTH PREM 143.00
	CLEVELAND, JAMES	\$ 143.00
ACH	LANGNER, CAMERON	



Check	Payee / Description	Amount
	Reim Monthly Health Prem	HEALTH PREM 670.64
	LANGNER, CAMERON	\$ 670.64
ACH	HAMILTON, LEANNE Reim Monthly Health Prem	HEALTH PREM 19.24
	HAMILTON, LEANNE	\$ 19.24
ACH	HOOSHMAND, RAY Reim Monthly Health Prem	HEALTH PREM 143.00
	HOOSHMAND, RAY	\$ 143.00
ACH	SCHLAPKOHL, JACK Reim Monthly Health Prem	HEALTH PREM 143.00
	SCHLAPKOHL, JACK	\$ 143.00
ACH	POOLE, PHILLIP Reim Monthly Health Prem	HEALTH PREM 191.92
	POOLE, PHILLIP	\$ 191.92
ACH	ADAMS, BARBARA Reim Monthly Health Prem	HEALTH PREM 162.24
	ADAMS, BARBARA	\$ 162.24
ACH	RUESCH, GENECE Reim Monthly Health Prem	HEALTH PREM 181.48
	RUESCH, GENECE	\$ 181.48
ACH	VANDERPOOL, LARRY Reim Monthly Health Prem	HEALTH PREM 535.82
	VANDERPOOL, LARRY	\$ 535.82
ACH	AMBROSE, JEFFREY Reim Monthly Health Prem	HEALTH PREM 324.48
	AMBROSE, JEFFREY	\$ 324.48
ACH	MERRILL, DIANE Reim Monthly Health Prem	HEALTH PREM 520.08
	MERRILL, DIANE	\$ 520.08
ACH	HOUSER, ROD Reim Monthly Health Prem	HEALTH PREM 678.82
	HOUSER, ROD	\$ 678.82
ACH	RUSSO, VICKI Reim Monthly Health Prem	HEALTH PREM 191.92
	RUSSO, VICKI	\$ 191.92

Check	Payee / Description	Amount
ACH	HUSS, KERRY Reim Monthly Health Prem	HEALTH PREM 897.15
	HUSS, KERRY	\$ 897.15
ACH	BINGHAM, GREGG Reim Monthly Health Prem	HEALTH PREM 526.84
	BINGHAM, GREGG	\$ 526.84
ACH	CHARLES, DAVID Reim Monthly Health Prem	HEALTH PREM 143.00
	CHARLES, DAVID	\$ 143.00
ACH	YEBOAH, ERNEST Reim Monthly Health Prem	HEALTH PREM 143.00
	YEBOAH, ERNEST	\$ 143.00
ACH	ALVARADO, ROSEMARY Reim Monthly Health Prem	HEALTH PREM 181.48
	ALVARADO, ROSEMARY	\$ 181.48
ACH	BARELA, GEORGE Reim Monthly Health Prem	HEALTH PREM 143.00
	BARELA, GEORGE	\$ 143.00
ACH	FETZER, ROBERT Reim Monthly Health Prem	HEALTH PREM 669.84
	FETZER, ROBERT	\$ 669.84
ACH	SPAETH, ERIC Reim Monthly Health Prem	HEALTH PREM 19.24
	SPAETH, ERIC	\$ 19.24
ACH	DAVIS, MARTHA Reim Monthly Health Prem	HEALTH PREM 19.24
	DAVIS, MARTHA	\$ 19.24
ACH	BRULE, CHRISTOPHER Reim Monthly Health Prem	HEALTH PREM 191.92
	BRULE, CHRISTOPHER	\$ 191.92
ACH	ROOS, JAMES Reim Monthly Health Prem	HEALTH PREM 354.16
	ROOS, JAMES	\$ 354.16
ACH	MULLANEY, JOHN Reim Monthly Health Prem	HEALTH PREM 334.92
	MULLANEY, JOHN	\$ 334.92

Check	Payee / Description	Amount
ACH	VALENZUELA, DANIEL Reim Monthly Health Prem	HEALTH PREM 526.84
	VALENZUELA, DANIEL	\$ 526.84
ACH	PACE, BRIAN Reim Monthly Health Prem	HEALTH PREM 526.84
	PACE, BRIAN	\$ 526.84
ACH	KING, JOSEPH Reim Monthly Health Prem	HEALTH PREM 143.00
	KING, JOSEPH	\$ 143.00
ACH	VILLALOBOS, HECTOR Reim Monthly Health Prem	HEALTH PREM 191.92
	VILLALOBOS, HECTOR	\$ 191.92
ACH	BAXTER, KATHLEEN Reim Monthly Health Prem	HEALTH PREM 191.92
	BAXTER, KATHLEEN	\$ 191.92
ACH	PENMAN, DAVID Reim Monthly Health Prem	HEALTH PREM 526.84
	PENMAN, DAVID	\$ 526.84
ACH	ANGIER, RICHARD Reim Monthly Health Prem	HEALTH PREM 526.84
	ANGIER, RICHARD	\$ 526.84
ACH	MERRILL, DEBORAH Reim Monthly Health Prem	HEALTH PREM 181.48
	MERRILL, DEBORAH	\$ 181.48
ACH	O'DEA, KRISTINE Reim Monthly Health Prem	HEALTH PREM 162.24
	O'DEA, KRISTINE	\$ 162.24
ACH	OAKDEN, LISA Reim Monthly Health Prem	HEALTH PREM 870.79
	OAKDEN, LISA	\$ 870.79
ACH	LAUGHLIN, JOHN Reim Monthly Health Prem	HEALTH PREM 143.00
	LAUGHLIN, JOHN	\$ 143.00
ACH	HUGHBANKS, ROGER Reim Monthly Health Prem	HEALTH PREM 191.92

Check		Payee / Description	Amount	
		HUGHBANKS, ROGER	\$	191.92
ACH		SPENDLOVE, DANNY		
		Reim Monthly Health Prem	HEALTH PREM	162.24
			- - - -	- - - -
		SPENDLOVE, DANNY	\$	162.24
ACH		HOULIHAN, JESSE		
		Reim Monthly Health Prem	HEALTH PREM	191.92
			- - - -	- - - -
		HOULIHAN, JESSE	\$	191.92
ACH		WARMAN, EVELYN		
		Reim Monthly Health Prem	HEALTH PREM	19.24
			- - - -	- - - -
		WARMAN, EVELYN	\$	19.24
ACH		HERNANDEZ, DELIA		
		Reim Monthly Health Prem	HEALTH PREM	191.92
			- - - -	- - - -
		HERNANDEZ, DELIA	\$	191.92
ACH		AVILA, ARTHUR L		
		Reim Monthly Health Prem	HEALTH PREM	191.92
			- - - -	- - - -
		AVILA, ARTHUR L	\$	191.92
ACH		GUARDIANO, GARY		
		Reim Monthly Health Prem	HEALTH PREM	162.24
			- - - -	- - - -
		GUARDIANO, GARY	\$	162.24
ACH		POMERLEAU, THOMAS		
		Reim Monthly Health Prem	HEALTH PREM	19.24
			- - - -	- - - -
		POMERLEAU, THOMAS	\$	19.24
ACH		BARRER, SATURNINO		
		Reim Monthly Health Prem	HEALTH PREM	334.92
			- - - -	- - - -
		BARRER, SATURNINO	\$	334.92
ACH		LACEY, STEVEN		
		Reim Monthly Health Prem	HEALTH PREM	727.79
			- - - -	- - - -
		LACEY, STEVEN	\$	727.79
ACH		MILLS, JOHN		
		Reim Monthly Health Prem	HEALTH PREM	19.24
			- - - -	- - - -
		MILLS, JOHN	\$	19.24
ACH		REED, RANDALL		
		Reim Monthly Health Prem	HEALTH PREM	669.84
			- - - -	- - - -
		REED, RANDALL	\$	669.84
ACH		RAMIREZ, REBECCA		
		Reim Monthly Health Prem	HEALTH PREM	334.92

Check		Payee / Description	Amount
		RAMIREZ, REBECCA	\$ 334.92
ACH	RAZAK, HALLA	Reim Monthly Health Prem	HEALTH PREM 143.00
		RAZAK, HALLA	\$ 143.00
ACH	OSBORN, CINDY L	Reim Monthly Health Prem	HEALTH PREM 334.92
		OSBORN, CINDY L	\$ 334.92
ACH	FESTA, GARY	Reim Monthly Health Prem	HEALTH PREM 263.82
		FESTA, GARY	\$ 263.82
ACH	MENDEZ, DAVID G	Reim Monthly Health Prem	HEALTH PREM 354.16
		MENDEZ, DAVID G	\$ 354.16
ACH	DELGADO, FLOR MARIA	Reim Monthly Health Prem	HEALTH PREM 143.00
		DELGADO, FLOR MARIA	\$ 143.00
ACH	GROENVELD, NELLETJE	Reim Monthly Health Prem	HEALTH PREM 191.92
		GROENVELD, NELLETJE	\$ 191.92
ACH	BATONGMALAQUE, CHARLIE L	Reim Monthly Health Prem	HEALTH PREM 555.11
		BATONGMALAQUE, CHARLIE L	\$ 555.11
ACH	BOBBITT, JOHN	Reim Monthly Health Prem	HEALTH PREM 143.00
		BOBBITT, JOHN	\$ 143.00
ACH	NEIGHBORS, CLAUDIA	Reim Monthly Health Prem	HEALTH PREM 191.92
		NEIGHBORS, CLAUDIA	\$ 191.92
ACH	JONES, LONDON S	Reim Monthly Health Prem	HEALTH PREM 377.08
		JONES, LONDON S	\$ 377.08
ACH	CHENG, TINA Y	Reim Monthly Health Prem	HEALTH PREM 181.48
		CHENG, TINA Y	\$ 181.48
ACH	JACKSON, PATRICIA M		

Check	Payee / Description	Amount
	Reim Monthly Health Prem HEALTH PREM	162.24
	JACKSON, PATRICIA M \$	162.24
ACH	GIBSON, CONSTANCE A Reim Monthly Health Prem HEALTH PREM	143.00
	GIBSON, CONSTANCE A \$	143.00
ACH	GU, JASON Reim Monthly Health Prem HEALTH PREM	162.24
	GU, JASON \$	162.24
ACH	KOPP, LINDA L Reim Monthly Health Prem HEALTH PREM	19.24
	KOPP, LINDA L \$	19.24
ACH	SCHERCK, JOHN Reim Monthly Health Prem HEALTH PREM	334.89
	SCHERCK, JOHN \$	334.89
ACH	WOODRUFF, APRIL F Reim Monthly Health Prem HEALTH PREM	191.92
	WOODRUFF, APRIL F \$	191.92
ACH	ELEBY, CRYSTAL Reim Monthly Health Prem HEALTH PREM	377.08
	ELEBY, CRYSTAL \$	377.08
ACH	BUCHANAN, JAMES S Reim Monthly Health Prem HEALTH PREM	143.00
	BUCHANAN, JAMES S \$	143.00
ACH	LUCAS, LARRY Reim Monthly Health Prem HEALTH PREM	143.00
	LUCAS, LARRY \$	143.00
ACH	SANTA CRUZ, VICTOR Reim Monthly Health Prem HEALTH PREM	555.11
	SANTA CRUZ, VICTOR \$	555.11
ACH	TRAUGOTT, JEFFREY P Reim Monthly Health Prem HEALTH PREM	334.92
	TRAUGOTT, JEFFREY P \$	334.92
ACH	RIVERA, VINCENT J Reim Monthly Health Prem HEALTH PREM	669.84
	RIVERA, VINCENT J \$	669.84

Check	Payee / Description	Amount
ACH	DOAN, KHANH V Reim Monthly Health Prem	HEALTH PREM 669.84
	DOAN, KHANH V	\$ 669.84
ACH	ARGUELLES, ALEX Reim Monthly Health Prem	HEALTH PREM 727.79
	ARGUELLES, ALEX	\$ 727.79
ACH	PROCTOR, CRAIG Reim Monthly Health Prem	HEALTH PREM 727.79
	PROCTOR, CRAIG	\$ 727.79
ACH	STONE, VICTORIA L Reim Monthly Health Prem	HEALTH PREM 526.84
	STONE, VICTORIA L	\$ 526.84
ACH	KREIMEYER, CARL L Reim Monthly Health Prem	HEALTH PREM 334.92
	KREIMEYER, CARL L	\$ 334.92
ACH	CHAVEZ, NESTOR Reim Monthly Health Prem	HEALTH PREM 334.92
	CHAVEZ, NESTOR	\$ 334.92
ACH	MCCHRISTY, KAREN Reim Monthly Health Prem	HEALTH PREM 162.24
	MCCHRISTY, KAREN	\$ 162.24
ACH	EMPOWER RETIREMENT P/R 15 7/30/21 Deferred Comp Ded	HR 0099100 80,949.86
	EMPOWER RETIREMENT	\$ 80,949.86
ACH	EMPOWER RETIREMENT P/R 16 8/13/21 Deferred Comp Ded	HR 0100200 95,107.91
	EMPOWER RETIREMENT	\$ 95,107.91
ACH	EMPOWER RETIREMENT	HR 0100300 82,341.00
	EMPOWER RETIREMENT	\$ 82,341.00

**Grand Total Payment Amount: \$ 15,874,928.88**

## Attachment 2D

Vendor Wires  
(excludes Payroll)



Check Payee / Description	Amount
---------------------------	--------

Wire	METROPOLITAN WATER DISTRICT			
	June 2021 Water Purchase	10464		5,065,218.91
				- - - - -
	METROPOLITAN WATER DISTRICT		\$	5,065,218.91
Wire	EMPLOYMENT DEVELOPMENT DEPARTM			
	P/R 115 Off-Cycle 7/30/21 Taxes	HR	0098100	841.87
	P/R 115 Off-Cycle 7/30/21 Taxes	HR	0098100	1,464.00
	P/R 15 7/30/21 Taxes	HR	0099100	57,264.44
	P/R 15 7/30/21 Taxes	HR	0099100	14,655.20
				- - - - -
	EMPLOYMENT DEVELOPMENT DEPARTM		\$	74,225.51
Wire	INTERNAL REVENUE SERVICE			
	P/R 115 Off-Cycle 7/30/21 Taxes	HR	0098100	23,590.13
	P/R 15 7/30/21 Taxes	HR	0099100	332,403.55
				- - - - -
	INTERNAL REVENUE SERVICE		\$	355,993.68
Wire	EMPLOYMENT DEVELOPMENT DEPARTM			
	P/R DIR 8 8/13/21 Taxes	HR	0100100	421.65
				- - - - -
	EMPLOYMENT DEVELOPMENT DEPARTM		\$	421.65
Wire	EMPLOYMENT DEVELOPMENT DEPARTM			
	P/R 16 8/13/21 Taxes	HR	0100200	15,519.71
	P/R 16 8/13/21 Taxes	HR	0100200	65,774.94
				- - - - -
	EMPLOYMENT DEVELOPMENT DEPARTM		\$	81,294.65
Wire	INTERNAL REVENUE SERVICE			
	P/R 16 8/13/21 Taxes	HR	0100200	365,186.78
	P/R DIR 8 8/13/21 Taxes	HR	0100100	2,643.56
				- - - - -
	INTERNAL REVENUE SERVICE		\$	367,830.34
Wire	STATE DISBURSEMENT UNIT			
	P/R 16 8/13/21	HR	0100200	2,507.11
				- - - - -
	STATE DISBURSEMENT UNIT		\$	2,507.11
Wire	PUBLIC EMPLOYEES RETIREMENT SY			
	P/R 15 7/30 PERS Adj	P/R 15 7/30 A		823.39-
	P/R 15 7/30/21 PERS	HR	0099100	203,075.97
				- - - - -
	PUBLIC EMPLOYEES RETIREMENT SY		\$	202,252.58
Wire	PUBLIC EMPLOYEES RETIREMENT SY			
	P/R 16 8/13/21 PERS	HR	0100200	200,776.47
	P/R 16 8/13 PERS Adj	P/R 16 8/13 A		2.41
				- - - - -
	PUBLIC EMPLOYEES RETIREMENT SY		\$	200,778.88
Wire	PUBLIC EMPLOYEES' RETIREMENT S			
	8/21 Health Ins-Retirees, Employees	16496812 8/21		290,986.15
	8/21 Health Ins-Board	16496814 8/21		5,881.10
				- - - - -
	PUBLIC EMPLOYEES' RETIREMENT S		\$	296,867.25

Check Payee / Description	Amount
---------------------------	--------

Wire	EMPLOYMENT DEVELOPMENT DEPARTM				
	P/R 17 8/27/21 Taxes	HR	0100300		70,282.60
	P/R 17 8/27/21 Taxes	HR	0100300		15,240.90
				- - - - -	
	EMPLOYMENT DEVELOPMENT DEPARTM\$				85,523.50

Wire	INTERNAL REVENUE SERVICE				
	P/R 17 8/27/21 Taxes	HR	0100300		379,436.43
				- - - - -	
	INTERNAL REVENUE SERVICE		\$		379,436.43

Wire	STATE DISBURSEMENT UNIT				
	P/R 17 8/27/21	HR	0100300		2,507.11
				- - - - -	
	STATE DISBURSEMENT UNIT		\$		2,507.11

Wire	PUBLIC EMPLOYEES RETIREMENT SY				
	P/R 17 8/27 PERS Adj	P/R 17 8/27 A			8.16
		HR	0100300		201,017.05
				- - - - -	
	PUBLIC EMPLOYEES RETIREMENT SY\$				201,025.21

Wire	STATE BOARD OF EQUALIZATION				
	7/21 Sales Tax Deposit	23784561	7/21		6,578.00
				- - - - -	
	STATE BOARD OF EQUALIZATION		\$		6,578.00

**Grand Total Payment Amount: \$ 7,322,460.81**

## Attachment 2E

### Payroll-Net Pay-Directors

# INLAND EMPIRE UTILITIES AGENCY

## Ratification of Board of Directors

Payroll for August 13 ,2021

Presented at Board Meeting on October 20, 2021

DIRECTOR NAME	GROSS PAYROLL	NET PAYROLL
Jasmin Hall	\$3,317.27	\$2,095.83
Marco A. Tule	\$2,108.66	\$1,163.15
Michael Camacho	\$4,516.91	\$1,695.10
Steven J. Elie	\$5,469.11	\$1,668.66
Paul Hofer	\$0.00	\$0.00
<b>TOTALS</b>	<b>\$15,411.95</b>	<b>\$6,622.74</b>

	Count	Amount
TOTAL EFTS PROCESSED	4	\$6,622.74
TOTAL CHECKS PROCESSED	0	\$0.00
CHECK NUMBERS USED	N/A	

**DIRECTOR PAYSHEET**  
**IEUA/MWD**  
**CBWM/CBWB (alternate)**  
**1 of 2**

MICHAEL CAMACHO  
EMPLOYEE NO.: 1140  
ACCOUNT NO.: 10200-120100-100000-501010

**JULY 2021**

DATE	TYPE OF MEETING	ATTENDANCE	TOTAL COMPENSATION
7/7/2021	IEUA - IEUA Board Workshop/Meeting via MS Teams	Yes	\$260.00
7/8/2021	IEUA - Southern Coalition/Inland Caucus Mtg via MS Teams	Yes	\$260.00
7/8/2021	MWD - Central/West/Gateway Meeting via Zoom	Yes (same day)	\$0.00
7/12/2021	MWD - Committee Meetings via Zoom	Yes	\$260.00
7/13/2021	MWD - Committee Meetings & Board Meeting via Zoom	Yes	\$260.00
7/14/2021	IEUA - Engineering, Operations & Water Resources Committee Meeting via MS Teams	Yes	\$260.00
7/14/2021	MWD - Tour of RRWP Advanced Purification Center in Carson	Yes (same day)	\$0.00
7/14/2021	IEUA - MWDOC Dinner Water Policy Forum & Dinner in Costa Mesa	Yes (same day)	\$0.00
7/19/2021	IEUA - Meeting w/ Bob Bowcock Re: IEUA/WaterMaster matters	Yes	\$260.00
7/21/2021	IEUA - IEUA Board Meeting via MS Teams	Yes	\$260.00
7/23/2021	IEUA - Meeting w/ Randall Reed Re: IEUA/CVWD	Yes	\$260.00
7/27/2021	MWD - MWD Committee Meetings via Zoom	Yes	\$260.00
7/29/2021	IEUA - Meeting w/ Bob Bowcock Re: IEUA/WaterMaster matters	Yes	\$260.00

<b>TOTAL REIMBURSEMENT</b>	<b>\$2,600.00</b>
<b>TOTAL MEETINGS ATTENDED</b>	<b>13</b>
<b>TOTAL MEETINGS PAID</b>	<b>10</b>

**DIRECTOR PAYSHEET**  
**IEUA/MWD**  
**CBWM/CBWB (alternate)**  
**2 of 2**

**NOTE:**

**IEUA/MWD/IERCA**

*Up to 10 days of service per month per Ordinance No. 107, including MWD meetings at \$260.00 (eff. 07/01/19). IEUA pays both primary and alternate for attendance.*

**CBWM**

*Up to 10 days of service per month per Ordinance No. 107, including MWD meetings at \$260.00 (eff. 7/01/19). IEUA pays both primary and alternate for attendance. (i.e., \$135.00 - difference between Watermaster \$125.00 and Agency meetings \$260.00 (eff. 7/01/19). Chino Basin Watermaster does not compensate an alternate Director unless the alternate Director is attending on behalf of an absent primary Director. In accordance to Ordinance No. 107, Section 1, (i) Attendance at any meeting provided for under Sections 1.b,c,e, and f, shall also include payment to both the primary representative and the alternate representative to said body if they both attend said meeting. Record full amount on timesheet for attendance by alternates.*

**CBWB**

*Up to 10 days of service per month per Ordinance No. 107 (i.e., \$160.00 - difference between CBWB (\$100.00 and Agency meetings \$260.00 (eff. 7/01/19)), including MWD meetings. CBWB pays directly to IEUA. Record full amount on timesheet.*

Director's Signature



Michael Camacho, Vice President



Approved by:

**DIRECTOR PAYSHEET**  
**IEUA/CBWM/CBWB**  
**CDA (alternate)**  
**1 of 2**

STEVEN J. ELIE  
 EMPLOYEE NO.: 1175  
 ACCOUNT NO.: 10200-120100-100000-501010

**JULY 2021**

DATE	TYPE OF MEETING	ATTENDANCE	TOTAL COMPENSATION
7/2/2021	IEUA – Meeting w/Congresswoman Chu, President Hall and AGM K. Besser via MS Teams	Yes	\$260.00
7/3/2021	IEUA – City of Chino Hills Independence Day Celebration	Yes	\$260.00
7/6/2021	IEUA - WNA Leadership Council Meeting via Zoom	Yes	\$260.00
7/6/2021	IEUA - NWRI Officers Committee Meeting via Zoom	Yes (same day)	\$0.00
7/7/2021	IEUA - IEUA Board Workshop/Meeting via MS Teams	Yes	\$260.00
7/8/2021	IEUA - Meeting w/ Rep. Jay Obernolte, President Hall and Deputy GM Daisy via MS Teams	Yes	\$260.00
7/9/2021	SCWC - SCWC Executive Committee Meeting via Zoom	Yes	\$260.00
7/13/2021	IEUA - NWRI Board of Directors Meeting via Zoom	Yes	\$260.00
7/14/2021	IEUA- IEUA Community & Leg. Meeting via MS Teams	Yes	\$260.00
7/14/2021	IEUA - MWDOC Water Policy Forum & Dinner in Costa Mesa	Yes (same day)	\$0.00
7/15/2021	IEUA- Meeting w/Jim Brulte and John Withers of California Strategies and GM Deshmukh	Yes	\$260.00
7/16/2021	IEUA- Chino Hills McCoy Community Celebration - Presented Recognitions on behalf of the Agency	Yes	\$260.00
7/21/2021	IEUA - IEUA Board Meeting via telephone	Yes (10 mtgs max)	\$0.00
7/22/2021	IEUA - Chino Basin Watermaster Board Meeting	Yes (decline payment)	\$0.00
7/23/2021	SCWC - SCWC Quarterly Board Meeting in Ontario	Yes (10 mtgs max)	\$0.00
7/23/2021	SCWC - SCWC Quarterly Luncheon	Yes (same day)	\$0.00
7/24/2021	IEUA- Meeting w/Peter Kavounas from CBWM regarding Administrative matters	Yes (decline payment)	\$0.00
7/26/2021	IEUA - RP-5 Expansion Project Tour w/Chino CM Flores and CM Pocock	Yes (10 mtgs max)	\$0.00

**DIRECTOR PAYSHEET**  
**IEUA/CBWM/CBWB**  
**CDA (alternate)**  
**2 of 2**

7/29/2021	IEUA- Meeting w/Chino Hills City Manager Ben Montgomery	Yes (10 mtgs max)	\$0.00
-----------	---	-------------------	--------

**TOTAL REIMBURSEMENT** \$2,600.00

**TOTAL MEETINGS ATTENDED** 19

**TOTAL MEETINGS PAID** 10

**NOTE:**

**IEUA**

Up to 10 days of service per month per Ordinance No. 107, including MWD meetings at \$260.00 (eff. 07/01/19). IEUA pays both primary and alternate for attendance.

**CBWM**

Up to 10 days of service per month per Ordinance No. 107, including MWD meetings at \$260.00 (eff. 7/01/19). IEUA pays both primary and alternate for attendance. (i.e., \$135.00 - difference between Watermaster \$125.00 and Agency meetings \$260.00 (eff. 7/01/19). Chino Basin Watermaster does not compensate an alternate Director unless the alternate Director is attending on behalf of an absent primary Director. In accordance to Ordinance No. 98, Section 1, (i) Attendance at any meeting provided for under Sections 1.b,c,e, and f, shall also include payment to both the primary representative and the alternate representative to said body if they both attend said meeting. Record full amount on timesheet for attendance by alternates.

**CDA**

Up to 10 days of service per month per Ordinance No. 107, (i.e., \$120.00 - difference between CDA (\$150 and Agency meetings \$260.00 (eff. 7/01/19), including MWD meetings. CDA pays directly to IEUA. Record full amount on timesheet. CDA pays both primary and alternate for attendance

**CBWB**

Up to 10 days of service per month per Ordinance No. 107 (i.e., \$160.00 - difference between CBWB (\$100.00 and Agency meetings \$260.00 (eff. 7/01/19)), including MWD meetings. CBWB pays directly to IEUA. Record full amount on timesheet.

***\*Decline IEUA portion of CBWM***

Director's Signature



Steven J. Elie, Director



Approved by: \_\_\_\_\_



**IEUA DIRECTOR PAYSHEET**  
**IEUA\IERCA\SAWPA**  
**Regional Policy Cte**  
**1 of 3**

JASMIN A. HALL  
 EMPLOYEE NO.: 1256  
 ACCOUNT NO.: 10200-120100-100000-501010

**JULY 2021**

DATE	TYPE OF MEETING	ATTENDANCE	TOTAL COMPENSATION
7/1/2021	IEUA - Regional Policy Committee Meeting via MS Teams	Yes	\$260.00
7/1/2021	IEUA - Meeting w/Board Secretary Garzaro via MS Teams	Yes (staff)	\$0.00
7/2/2021	IEUA - Meeting with Congresswoman Chu, Director Elie and AGM K. Besser via MS Teams	Yes	\$260.00
7/7/2021	IEUA - IEUA Board Workshop/Meeting via MS Teams	Yes	\$260.00
7/7/2021	IEUA - Meeting w/Deputy GM Christiana Daisy via MS Teams	Yes (staff)	\$0.00
7/8/2021	CASA - CASA Board of Directors Meeting via Zoom	Yes	\$260.00
7/8/2021	IEUA - Meeting w/Board Secretary Garzaro via MS Teams	Yes (staff)	\$0.00
7/8/2021	IEUA - Meeting w/ Rep. Jay Obernolte, Director Elie and Deputy GM Daisy via MS Teams	Yes (same day)	\$0.00
7/13/2021	IEUA – Rialto City Council Meeting	Yes (Decline payment)	\$0.00
7/13/2021	IEUA – Fontana City Council Meeting	Yes (Decline payment)	\$0.00
7/14/2021	IEUA- IEUA Community & Leg. Committee Meeting via MS Teams	Yes	\$260.00
7/19/2021	IEUA - Meeting with Fontana Councilman Sandoval and Keith Kramer to discuss IEUA/Fontana business/activities via MS Teams	Yes	\$260.00
7/19/2021	IEUA - SAWPA Pre-Meeting Review w/ Manager of Inter-Agency Relations C. Peironi	Yes (staff)	\$0.00
7/20/2021	IEUA - Meeting w/GM Deshmukh via MS Teams	Yes (staff)	\$0.00
7/20/2021	SAWPA - SAWPA Commission Meeting via Zoom	Yes (Decline payment)	\$0.00
7/20/2021	IEUA - IEWorks Leadership Meeting via Zoom	Yes	\$260.00
7/21/2021	IEUA – IEUA Board Meeting via MS Teams	Yes	\$260.00
7/20/2021	IEUA - Meeting w/Board Secretary Garzaro via MS Teams	Yes (staff)	\$0.00

**IEUA DIRECTOR PAYSHEET**  
**IEUA\IERCA\SAWPA**  
**Regional Policy Cte**  
**2 of 3**

7/21/2021	IEUA - Continued Discussion re External Supply Sources w/Manager S. Lee	Yes (staff)	\$0.00
7/22/2021	IEUA - CASA Air Quality, Climate Change, & Energy (ACE) Workgroup Meeting via Zoom	Yes	\$260.00
7/22/2021	IEUA – Meeting w/GM Deshmukh & Mgr of HR L. Dye re IE Works via MS Teams	Yes (staff)	\$0.00
7/22/2021	IEUA – SCWC Legislative Task Force Meeting via Zoom	Yes (same day)	\$0.00
7/26/2021	IEUA - Meeting w/GM Deshmukh via MS Teams	Yes (staff)	\$0.00
7/26/2021	IEUA - Meeting w/Board Secretary Garzaro via MS Teams	Yes (staff)	\$0.00
7/27/2021	IEUA – Rialto City Council Meeting	Yes (10 mtg max)	\$0.00
7/27/2021	IEUA – Fontana City Council Meeting	Yes (same day)	\$0.00
7/28/2021	IEUA - Meeting w/City of Ontario Council Member Dorst-Porada, City Mgr Ochoa, GM Burton and GM Deshmukh at Ontario City Hall	Yes	\$260.00
7/29/2021	IEUA - Asian American Architects/Engineers Association Industry Insights: Women Leaders in Water - Preparing for Our Future	Yes (10 mtg max)	\$0.00
7/29/2021	IEUA - CAAWEF Special Meeting via Zoom	Yes (same day)	\$0.00

**TOTAL REIMBURSEMENT** \$2,600.00

**TOTAL MEETINGS ATTENDED** 29

**TOTAL MEETINGS PAID** 10

**NOTE:**

**IEUA/IERCA**

Up to 10 days of service per month per Ordinance No. 107, including MWD meetings at \$260.00 (eff. 07/01/19). IEUA pays both primary and alternate for attendance.


**Regional Policy Committee**

Up to 10 days of service per month per Ordinance No. 107, including MWD meetings at \$260.00 (eff. 07/01/19.) IEUA pays Regional Policy Committee members (total amount of \$260.00, should reflect on timesheet).

**SAWPA**

Up to 10 days of service per month per Ordinance No. 107 (i.e., \$40.00 – difference between SAWPA (\$230.00 (eff. 1/21) and Agency meetings \$260.00 (eff. 7/01/19), including MWD meetings. SAWPA pays both primary and alternate for attendance, including mileage.

Director's Signature





**IEUA DIRECTOR PAYSHEET**  
**IEUA\IERCA\SAWPA**  
**Regional Policy Cte**  
**3 of 3**

---

Jasmin A. Hall, President

---

Approved by:

**DIRECTOR PAYSHEET**  
**IEUA/IERCA**  
**1 of 1**

PAUL HOFER  
EMPLOYEE NO.: 1349  
ACCOUNT NO.: 10200-120100-100000-501010

**JULY 2021**

DATE	TYPE OF MEETING	ATTENDANCE	TOTAL COMPENSATION
7/7/2021	IEUA – IEUA Board Workshop/Meeting via MS Teams	Yes	\$0.00
7/21/2021	IEUA - IEUA Board Meeting via MS Teams	Yes	\$0.00
TOTAL REIMBURSEMENT			\$0.00
TOTAL MEETINGS ATTENDED			2
TOTAL MEETINGS PAID			0

**NOTE:**

IEUA/IERCA

Up to 10 days of service per month per Ordinance No. 107, including MWD meetings at \$260.00 (eff. 07/01/19). IEUA pays both primary and alternate for attendance.

*Director Hofer has waived all stipend payments.*

Director's Signature



Paul Hofer, Director



Approved by:

**DIRECTOR PAYSHEET**  
**IEUA/CDA**  
**IERCA/REGIONAL POLICY (alternate)/**  
**SAWPA (alternate)**  
**1 of 2**

MARCO TULE  
EMPLOYEE NO.: 1520  
ACCOUNT NO.: 10200-120100-100000-501010

**JULY 2021**

DATE	TYPE OF MEETING	ATTENDANCE	TOTAL COMPENSATION
7/1/2021	CDA - CDA Board Meeting via Zoom	Yes	\$260.00
7/7/2021	IEUA - IEUA Board Workshop/Meeting via MS Teams	Yes	\$260.00
7/13/2021	IEUA - Meeting w/IRM Water, Director Elie and GM Deshmukh	Yes	\$260.00
7/14/2021	IEUA - Engineering, Operations & Water Resources Committee Meeting via MS Teams	Yes	\$260.00
7/14/2021	IEUA - Meeting w/Manager of HR Lisa Dye re IE Works	Yes (same day)	\$0.00
7/21/2021	IEUA – IEUA Board Meeting via MS Teams	Yes	\$260.00
<b>TOTAL REIMBURSEMENT</b>			<b>\$1,300.00</b>
<b>TOTAL MEETINGS ATTENDED</b>			<b>6</b>
<b>TOTAL MEETINGS PAID</b>			<b>5</b>

**DIRECTOR PAYSHEET**  
**IEUA/CDA**  
**IERCA/REGIONAL POLICY (alternate)/**  
**SAWPA (alternate)**

2 of 2

**NOTE:**

**IEUA/IERCA**

*Up to 10 days of service per month per Ordinance No. 107, including MWD meetings at \$260.00 (eff. 07/01/19). IEUA pays both primary and alternate for attendance.*

**Regional Policy Committee**

*Up to 10 days of service per month per Ordinance No. 107, including MWD meetings at \$260.00 (eff. 07/01/19.) IEUA pays Regional Policy Committee members (total amount of \$260.00, should reflect on timesheet).*

**CDA**

*Up to 10 days of service per month per Ordinance No. 107, (i.e., \$120.00 - difference between CDA (\$150 and Agency meetings \$260.00 (eff. 7/01/19), including MWD meetings. CDA pays directly to IEUA. Record full amount on timesheet. CDA pays both primary and alternate for attendance*

**SAWPA**

*Up to 10 days of service per month per Ordinance No. 107 (i.e., \$40.00 – difference between SAWPA (\$220.00 (eff. 1/21) and Agency meetings \$260.00 (eff. 7/01/19), including MWD meetings. SAWPA pays both primary and alternate for attendance, including mileage.*

Director's Signature



Marco Tule, Director



Approved by:

## Attachment 2F

Payroll-Net Pay-Employees

Non-Board Members	PP 16 Checks	PP 16 EFTs	PP 17 Checks	PP 17 EFTs	August
NET PAY TO EE	\$0.00	\$819,705.79	\$0.00	\$833,849.88	\$1,653,555.67



# INLAND EMPIRE UTILITIES AGENCY

Payroll for August 13, 2021

Presented at Board Meeting on October 20, 2021

GROSS PAYROLL COSTS			\$1,503,255.10
DEDUCTIONS			(\$683,549.31)
NET PAYROLL			819,705.79
NET PAYROLL BREAKDOWN	CHECKS	EFT	TOTAL
CHECKS USED			
TRANSACTION PROCESSED	0	374	374
AMOUNT	\$0.00	\$819,705.79	<u>\$819,705.79</u>

## INLAND EMPIRE UTILITIES AGENCY

Payroll for August 27, 2021

Presented at Board Meeting on October 20, 2021

GROSS PAYROLL COSTS			\$1,524,214.91
DEDUCTIONS			(\$690,365.03)
NET PAYROLL			833,849.88
NET PAYROLL BREAKDOWN	CHECKS	EFT	TOTAL
CHECKS USED			
TRANSACTION PROCESSED	0	371	371
AMOUNT	\$0.00	\$833,849.88	<u>\$833,849.88</u>

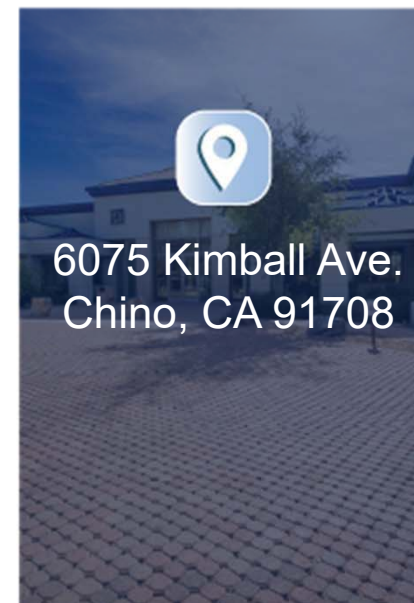




# Report on General Disbursements

Deborah Berry  
Manager of Finance and Accounting  
October 2021

# Staff's Recommendation

- Approve the total disbursements for the month of August 2021 in the amount of \$25,610,479.96.



@IEUAWater

**CONSENT  
CALENDAR  
ITEM**

**1C**



**Date:** October 20, 2021

**To:** The Honorable Board of Directors

*ADD*  
**From:** Shivaji Deshmukh, General Manager

**Committee:**

**Executive Contact:** Kathy Besser, Executive Manager of Ext. & Government Affairs/AGM

**Subject:** Adoption of Resolution No. 2021-10-2, Authorizing IEUA to Enter into a Financial Assistance Agreement under the WaterSMART: Water and Energy Efficiency Program

---

**Executive Summary:**

The U.S. Bureau of Reclamation (USBR) implements the WaterSMART Grants Program to leverage funding in support of stakeholder efforts to stretch scarce water supplies and avoid conflicts over water. IEUA will submit an application to the USBR's WaterSMART: Water and Energy Efficiency Grants program, which provides financial assistance for projects that result in quantifiable and sustained water savings and support broader water reliability benefits.

The Regional Landscape Enhancement Program will provide incentive rebates to customers for turf removal and installation of drought tolerant landscaping for both large and small landscapes, replacing 900,000 square feet of turf over three years. It will also evaluate single-family residential sites in IEUA's service area, install smart irrigation controllers and high-efficiency nozzles at 1,400 homes greater than or equal to 0.25 acres in size. The total project cost is \$1,900,000. IEUA's application will request \$500,000 in federal funding to support the total project cost.

---

**Staff's Recommendation:**

1. Adopt Resolution No. 2021-10-2, authorizing the General Manager to enter into a financial assistance agreement under the USBR's WaterSMART: Water and Energy Efficiency Grants Program for the Landscape Water Conservation Program.

---

**Budget Impact** *Budgeted (Y/N): Y    Amendment (Y/N): Y    Amount for Requested Approval:*

*Account/Project Name:*

Residential Smart Irrigation Water Efficiency Program: WR21006.00.K Large Landscape Retrofit/ WR21019.00.K Small Program  
Turf Replacement Water Efficiency Program: WR18005.00.K

*Fiscal Impact (explain if not budgeted):*

N/A

---

**Prior Board Action:**

None.

---

**Environmental Determination:**

Not Applicable

---

**Business Goal:**

These programs align with the business goal of water reliability, as they promote water conservation and incentive programs to assist the region in safeguarding water sustainability.

---

**Attachments:**

1. Background
2. Resolution No. 2021-10-2



## Background

---

Subject: Adoption of Resolution No. 2021-10-2, Authorizing IEUA to Enter into a Financial Assistance Agreement under the WaterSMART: Water and Energy Efficiency Program

---

The U.S. Bureau of Reclamation's (USBR) WaterSMART Grants Program provides support for the U.S. Department of the Interior's priorities, including creating a legacy of conservation stewardship, sustainably developing our energy and natural resources, modernizing our infrastructure through public-private partnerships, striking a regulatory balance, and restoring trust with local communities by improving relationships and communication with states, tribes, local governments, communities, landowners and water users. This Water and Energy Efficiency Grants (WEEG) funding opportunity, a component of the WaterSMART Program, provides funding for projects that result in quantifiable water savings and support broader water reliability benefits.

IEUA will apply for \$500,000 in federal funding through the WEEG program to support costs associated with the Landscape Water Conservation Program (Program). The Program has a total cost of \$1,900,000 and consists of two parts:

### **Turf Replacement**

This program will provide incentive rebates to customers for turf removal and installation of drought tolerant landscaping and associated irrigation to augment existing turf removal programs available within the Santa Ana River Watershed. This turf removal program will target residential customers as well as publicly owned, institutional, and homeowners' association (HOA) areas for turf replacement. Incentive rebates are anticipated to be up to \$1 per square foot (ft<sup>2</sup>) from the grant and up to \$2 per ft<sup>2</sup> from the Metropolitan Water District of Southern California (MWD) rebate program referred to as SoCalWaterSmart. The Turf Replacement Program has a residential maximum yard size of 5,000 ft<sup>2</sup>. The commercial maximum is 50,000 ft<sup>2</sup>.

### **Residential Smart Irrigation**

The majority of water use in IEUA's service area is for single family residential demand, which represents approximately 48% of the total potable demand. By identifying opportunities for, facilitating the investment in, and the installation of higher efficiency landscape equipment, the IEUA will reduce customer demand. This reduction in demand will build sustainable resiliency in a region facing longer and more frequent water shortages due to climate change.

**RESOLUTION NO. 2021-10-2**

**THE BOARD OF DIRECTORS OF THE INLAND EMPIRE UTILITIES AGENCY\*, SAN BERNARDINO COUNTY, CALIFORNIA, AUTHORIZING THE INLAND EMPIRE UTILITIES AGENCY TO PASS A RESOLUTION AUTHORIZING ENTERING INTO A FUNDING AGREEMENT UNDER THE WATERSMART: WATER AND ENERGY EFFICIENCY GRANTS PROGRAM FUNDING FOR FISCAL YEAR 2022 WITH THE U.S. DEPARTMENT OF INTERIOR - BUREAU OF RECLAMATION AND DESIGNATING A REPRESENTATIVE TO EXECUTE THE FINANCIAL ASSISTANCE AGREEMENT, AND ANY AMENDMENTS THERETO**

**WHEREAS**, the United States Department of the Interior, Bureau of Reclamation under the WaterSMART: Water and Energy Efficiency Grants (WEEG) Program will make funding available to qualifying applicants; and

**WHEREAS**, the Board of Directors of the Inland Empire Utilities Agency has identified projects that exemplify the objectives of the WEEG Program; and

**BE IT RESOLVED**, that the Inland Empire Utilities Agency is hereby authorized to enter into a financial assistance agreement under the WEEG Program for Fiscal Year 2022; and

**BE IT RESOLVED**, the General Manager has reviewed and supports the application being submitted; and

**BE IT RESOLVED**, that the General Manager, or his designee(s), is hereby authorized and designated to sign, for and on behalf of the Agency, the funding agreement for the WEEG Program and any amendments thereto; and

**BE IT RESOLVED**, that the General Manager, or his designee(s), is hereby authorized and designated to represent the Agency in carrying out the Agency's responsibilities under the funding agreement, including certifying invoices and disbursement requests for Project costs on behalf of the Agency and compliance with applicable state and federal laws.

**BE IT RESOLVED**, that the Inland Empire Utilities Agency is capable of providing the amount of funding and/or in-kind contributions specified in the grant application funding plan;

**BE IT RESOLVED**, that the Inland Empire Utilities Agency will work with the Bureau of Reclamation to meet established deadlines for entering into a cooperative agreement, and;

**BE IT RESOLVED**, that IEUA's Board of Directors hereby adopts Resolution No. 2021-10-2 on this 20<sup>th</sup> day of October, 2021.

---

Jasmin A. Hall  
President of the Inland Empire Utilities Agency\*  
and the  
Board of Directors thereof

ATTEST:

---

Steven J. Elie,  
Secretary/Treasurer of the Inland Empire  
Utilities Agency\* and of the Board of  
Directors Thereof

STATE OF CALIFORNIA )  
 )SS  
COUNTY OF SAN BERNARDINO )

I, Steven J. Elie, Secretary of the Inland Empire Utilities Agency, DO HEREBY CERTIFY that the foregoing Resolution No. 2021-10-2 was adopted at a regular meeting on October 20, 2021, of said Board by the following vote:

AYES:

NOES:

ABSTAIN:

ABSENT:

Steven J. Elie  
Secretary/Treasurer of the Inland Empire  
Utilities Agency\* and of the Board of  
Directors thereof

(SEAL)

\* A Municipal Water District

**CONSENT  
CALENDAR  
ITEM**

**1D**

**Date:** October 20, 2021

**To:** The Honorable Board of Directors

*SD*  
**From:** Shivaji Deshmukh, General Manager

**Committee:** Engineering, Operations & Water Resources

10/13/21

**Executive Contact:** Christiana Daisy, Deputy General Manager

**Subject:** NSNT Sewer Siphon Replacement Project SoCalGas Line Relocation Collectible Work Agreement

---

**Executive Summary:**

The existing siphon located on the North System North Trunk Sewer (NSNT) system has reduced flow as the result of the closure of the energy production plant as well as minimal slope. These factors have resulted in a build-up of solids which causes odors. A project was launched to relocate the sewer and associated siphon to Hellman Avenue in order to provide a long-term solution to odor-related issues. The project scope includes installing approximately 3,369 linear feet of 12-inch sewer pipeline along Hellman Avenue between 5th Street and 8th Street in Rancho Cucamonga.

During design, a conflict with an existing 2-inch gas line was identified on Hellman Avenue. Staff reached out to SoCalGas and were able to come to an agreement to relocate approximately 1,500 linear feet of the gas line in conflict away from the proposed sewer. The gas line will need to be relocated prior to construction for safety reasons, as the gas line would be in the same trench as the sewer pipeline and cannot be shut off for an extended duration. There are sufficient funds to cover the cost in the total project budget.

Staff recommends executing the agreement with SoCalGas in the amount of \$390,156.10 to relocate the conflicting 2-inch gas line.

---

**Staff's Recommendation:**

1. Authorize the General Manager to execute the collectible work agreement with SoCalGas in the amount of \$390,156.10, subject to non-substantive changes.

---

**Budget Impact** Budgeted (Y/N): Y Amendment (Y/N): ☒ Amount for Requested Approval:

Account/Project Name:

EN20064/NSNT Sewer Siphon Replacement

*Fiscal Impact (explain if not budgeted):*

None.

---

**Prior Board Action:**

On October 21, 2020, the Board of Directors awarded a consultant contract for the NSNT Sewer Siphon Replacement, Project No. EN20064, to Michael Baker International in the amount of \$241,130.

---

**Environmental Determination:****Statutory Exemption**

CEQA exempts a variety of projects from compliance with the statute. This project qualifies for the Common Sense Exemption as defined in Section 15061(b)(3) of the State CEQA Guidelines.

---

**Business Goal:**

The NSNT Sewer Siphon Replacement Project is consistent with IEUA's Business Goal of Environmental Stewardship, specifically safeguarding public health and the environment. Staff will control odors at all Agency facilities for the purpose of improving the environment and being a good neighbor to the local community.

---

**Attachments:**

Attachment 1 - PowerPoint

Attachment 2 - Gas Company Collectible Work Agreement

# **Attachment 1**

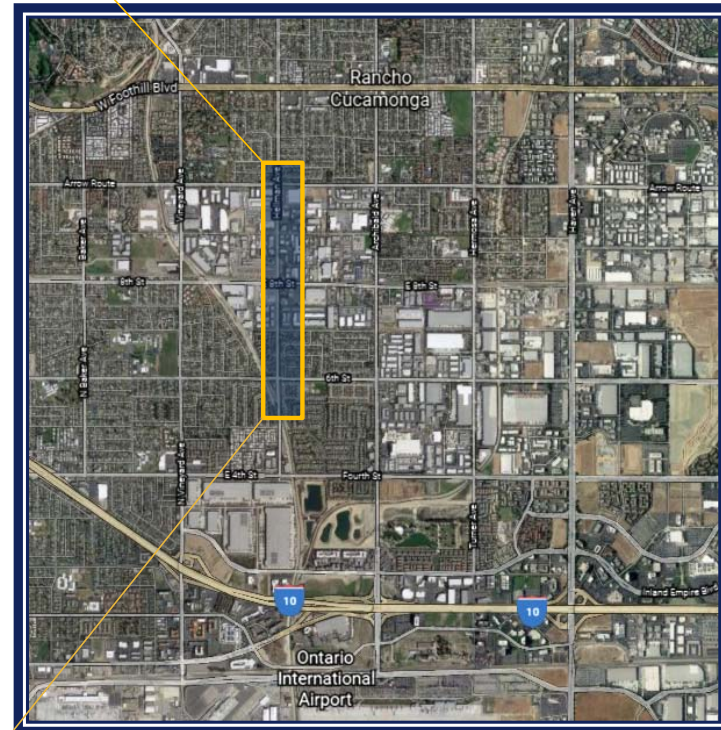
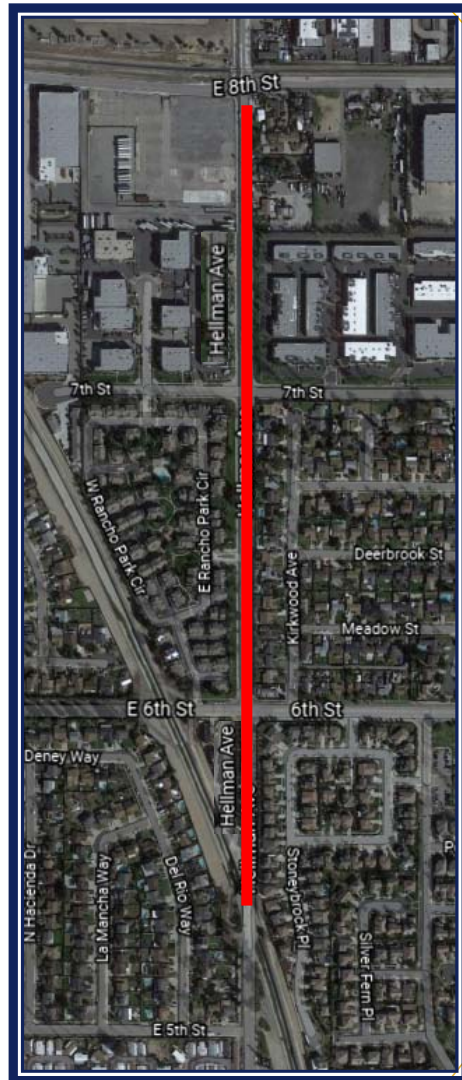




# **NSNT Sewer Siphon Replacement Collectible Work Agreement for SoCalGas Line Relocation Project No. EN20064**

Jonathan Wu, PE  
Project Manager I  
October 2021

# Location



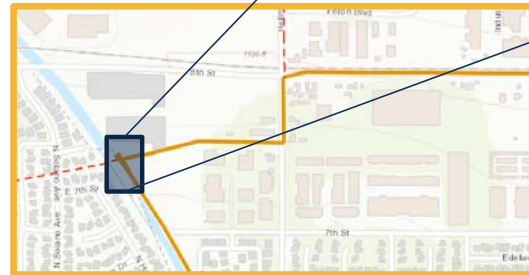


# Scope

- Installing 3,369 LF of 12-inch sewer pipeline to relocate siphon
- Located on Hellman Ave between 8<sup>th</sup> St and 5<sup>th</sup> St, Rancho Cucamonga
- SoCal Gas line runs 2-feet parallel to proposed alignment
- Alignment constrained by water line and storm drain



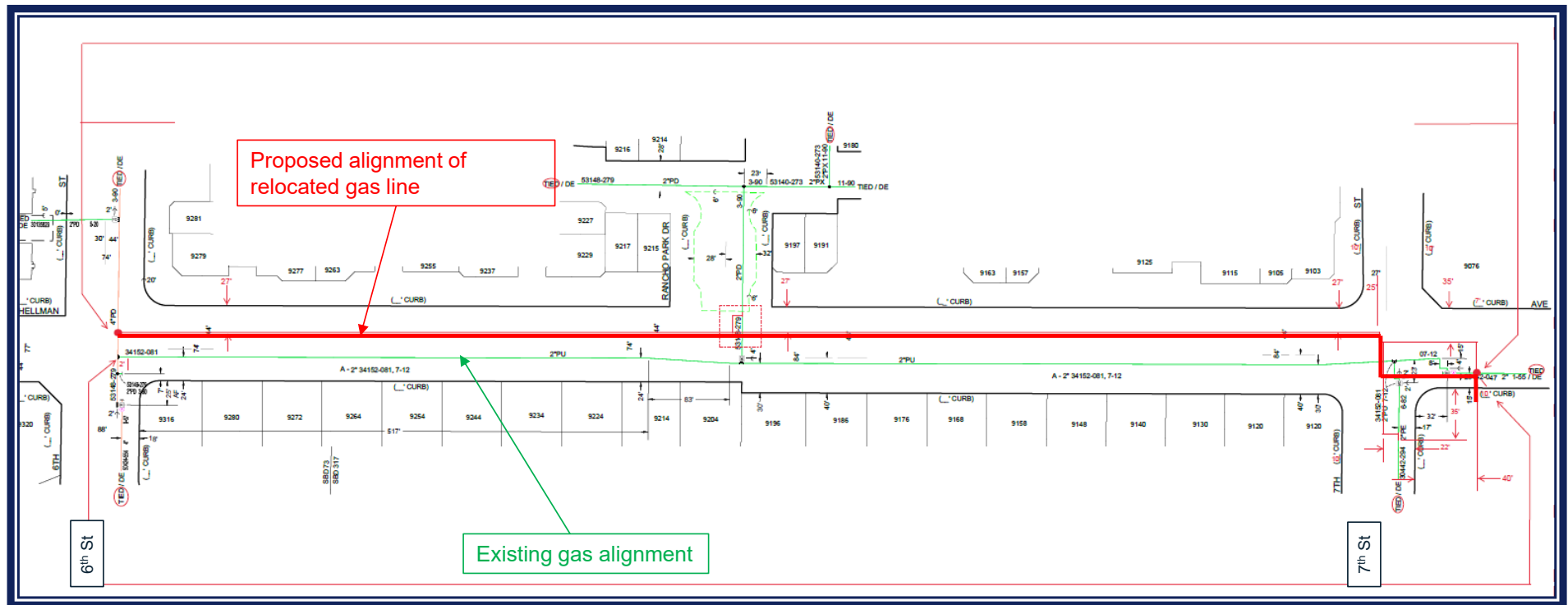
Example of Potholing Location  
Along Hellman Avenue



Siphon Along the Cucamonga Creek Channel to be Relocated

# Gas Line Relocation

- Relocate 1,409-feet of 2-inch gas main plus 40-feet of steel gas main
- To be relocated prior to construction for safety reasons; SoCal Gas requires work be completed by their contractor



# Project Budget & Schedule

Description	Estimated Cost
<b>Design Services</b>	<b>\$352,044</b>
Design Consultant Contract	\$241,130
IEUA Design Services (actuals)	\$110,914
<b>Gas Line Relocation</b>	<b>\$390,156</b>
SoCalGas Line Relocation (this action)	\$390,156
<b>Construction Services</b>	<b>\$225,000</b>
IEUA Construction Services (12%)	\$225,000
<b>Construction</b>	<b>\$1,870,000</b>
Construction Contract (Estimate)	\$1,700,000
Contingency (~10%)	\$170,000
<b>Total Project Cost:</b>	<b>\$2,837,200</b>
<b>Total Project Budget*:</b>	<b>\$2,837,200</b>

Contract Milestone	Date
Design Completion	October 2021
Construction Award	January 2022
Relocation of Gas Line	March 2022
Construction Completion	March 2023

\* The Total Project Budget increased during the Bi-Annual Budget Process for FY 21/22, which requested to be approved by the Board of Directors in October 2021. Staff will assess the total project budget during the construction contract award.

# Recommendation

- Authorize the General Manager to execute the Collectible Work Agreement with SoCalGas in the amount of \$390,156.10, subject to non-substantive changes.

The NSNT Sewer Siphon Replacement Project is consistent with ***IEUA's Business Goal of Environmental Stewardship***, specifically safeguarding public health and the environment. Staff will control odors at all Agency facilities for the purpose of improving the environment and being a good neighbor to the local community.

# **Attachment 2**

# SOUTHERN CALIFORNIA GAS COMPANY

## COLLECTIBLE WORK AUTHORIZATION



Date Prepared 2021-09-08  
 Estimate Prepared By David Castellanos 57399

Design # 70797727  
 ML SC8362

Notification # 2041808125  
 MCU Order # 000005449691-0005  
 Phone # 9093357508

### Purchaser Name and Job Address

Name Inland Empire Utilities Agency  
 Address Hellman Avenue  
 City Rancho Cucamonga State CA Zip 91730  
 Phone # (909) 993-1462

### Purchaser's SS#

### Billing Name and Address, If Different

Name Inland Empire Utilities Agency  
 Address PO Box 9020  
 City Chino Hills State CA Zip 91709  
 Phone # 909-270-0133

### Or Federal Tax ID #

95-6004609

### Purchaser requests and authorizes The Gas Company to perform the following work:

REPLACE 1,409' OF 2" PEM AND 40' OF STEEL MAIN WITH WITH 1,568' OF NEW 2" PEM ON HELLMAN AVENUE FROM 6TH STREET TO 40' N/N PL OF 7TH STREET AND ON 7TH STREET FROM HELLMAN AVENUE TO 35' E/E PL OF HELLMAN AVENUE DUE TO INLAND EMPIRE UTILITY AGENCY'S NEW SEWER LINE INSTALLATION. INLAND EMPIRE UTILITIES AGENCY PROJECT NO. EN20064

TOTAL COMPANY LABOR	TOTAL MATERIALS	TOTAL THIRD PARTY CHARGES (Including Contractor Labor)	TOTAL PAVING PERMIT, & OTHER	SUBTOTAL	ITCCA	TOTAL ESTIMATES
\$ 43,275.17	\$ 9,103.43	\$ 251,662.65	\$ 10,657.46	\$ 314,698.71	\$ 75,457.39	\$ 390,156.10

Purchaser agrees to pay The Gas Company the actual cost - the estimated amount is due and payable in advance and any additional balance within 30 days of invoice.

The estimated cost of the Work is furnished only for the convenience of the Purchaser. It is intended to reflect The Gas Company's general past experience of the cost of similar work under favorable conditions. Because of unforeseen contingencies and other factors, the actual cost may be considerably higher or lower than this estimate. Therefore, the estimate is not a warranty by The Gas Company of the actual cost. The actual cost shall include overhead costs contained in The Gas Company's appropriate billing formula. Purchaser agrees to pay within 30 days of invoice any additional amounts whenever The Gas Company determines the cost of Work completed exceeds any amounts previously paid. When labor costs exceed the estimate, The Gas Company may, but is not obligated to notify Purchaser, and cease all Work until approval for the increased cost is obtained from Purchaser. If the total actual cost is less than the deposit(s), The Gas Company will refund the difference (without interest). Purchaser agrees that if The Gas Company brings any action to enforce the provisions of this Agreement, it shall be entitled to recover its attorney's fees and costs, in addition to any other relief to which it is entitled.

Purchaser agrees that any excavation made by Purchaser that is to be entered by Gas Company employees, agents or subcontractors shall conform to all requirements of the State of California construction safety orders, particularly the provisions of Article 6, Sections 1539 through 1547, which relate to the safe construction of trenches and excavations. Purchaser further agrees to take all reasonable care in protecting The Gas Company's property from damage, including the use of procedures which will not place any undue strain on pipes during excavation and backfill or cause damage to pipe protective coatings.

Purchaser shall indemnify, defend and hold harmless The Gas Company from and against any and all liability of every kind and nature for - (i) injury to or death of persons, including without limitation, employees or agents of The Gas Company or of Purchaser; (ii) damage, destruction or loss, consequential or otherwise, to or of any and all property, real or personal, including without limitation, property of The Gas Company, Purchaser or any other person; (iii) violation of local, state or federal laws or regulations (excluding environmental laws or regulations); and (iv) including attorney's fees incurred in defending against such liability or enforcing this provision - resulting from or in any manner arising out of or in connection with the performance of the Work including the indemnity obligations imposed on The Gas Company by the owner of the Job Address if other than Purchaser, by the local jurisdiction in which the Work is performed or which issues a permit for any part of the Work, excepting only those liabilities arising from the sole negligence or willful misconduct of The Gas Company or its agents compared to any other person.

Purchaser shall indemnify, defend and hold The Gas Company harmless from and against any and all liability (including attorney's fees incurred in defending against such liability or in enforcing this provision) arising out of or in any way connected with the violation of or compliance with any local, state or federal environmental law or regulation as a result of pre-existing conditions at the Job Address, release or spill of any pre-existing hazardous materials or waste, or out of the management and disposal of any pre-existing contaminated soils or groundwater, hazardous or non-hazardous, removed from the ground as a result of the Work ("Pre-Existing Environmental Liability"), including but not limited to liability for the costs, expenses and legal liability for the environmental investigations, monitoring, containment, abatement, removal, repair, cleanup, restoration, remedial work, penalties, and fines arising from the violation of any local, state or federal law or regulation, attorney's fees, disbursements, and other response costs. As between Purchaser and The Gas Company, Purchaser agrees to accept full responsibility for and bear all costs associated with Pre-Existing Environmental Liability. Purchaser agrees that The Gas Company may stop Work, terminate the Work, redesign it to a different location or take other action reasonably necessary to complete the Work without incurring any Pre-Existing Environmental Liability.

AGREED AND ACCEPTED October 20, 2021  
 (DATE)

PURCHASER INLAND EMPIRE UTILITIES AGENCY  
 (NAME OF COMPANY)

THE GAS COMPANY BY \_\_\_\_\_  
 NAME(PRINT)

SHIVAJI DESHMUKH GENERAL MANERAL  
 PURCHASER OR AUTHORIZED REPRESENTATIVE(PRINT) TITLE

SIGNATURE

SIGNATURE OF PURCHASER OR AUTHORIZED REPRESENTATIVE

### AMOUNT RECEIVED

### PAYMENT INFORMATION

☐ CASH ☐ CHECK CHECK # \_\_\_\_\_

DATE PAYMENT TURNED IN:

BY(NAME OF EMPLOYEE):

PAYMENT TURNED IN AT:



## Remittance Advice Instructions

**Purpose:**

This form should be used when billing a third party customer on a collectible capital project, e.g. relocating mains for Cal-Trans.

**Instructions:**

1 Complete all the required information to the following tabs:

- a. Form
- b. Plant
- c. Abandon
- d. O&M
- e. Coll\_Auth

2 Click on the appropriate business area.

3 Print and provide the remittance form along with the Collectible Authorization Form to the customer for payment remittance.



**BILL TO:** Inland Empire Utilities Agency  
Hellman Avenue  
Rancho Cucamonga, CA 91730

Return this form when mailing payment

**MAIL TO:** Southern California Gas Company  
Sundry Billing  
P.O. Box 2007  
Monterey Park, CA 91754-0957

**NOTIFICATION #:** 002041808125

**BUSINESS AREA:** ☒ 2010 Distribution ☐ 2020 Transmission

**CONTACT:** David Castellanos 57399

**DESIGN #:** 70797727

**MCU ORDER #:** 000005449691-0005

**SAP COST CENTER:** 2200-0450

**COST ELEMENT:** 6350710

**DATE PREPARED:** September 8, 2021

**TOTAL AMOUNT DUE** \$ 390,156.10

Make checks payable to Southern California Gas Company and  
Include internal order number on check

**PLEASE MAKE TIMELY PAYMENT TO AVOID DELAYS IN JOB SCHEDULE**

**CONSENT  
CALENDAR  
ITEM**

**1E**

**Date:** October 20, 2021

*SD*

**To:** The Honorable Board of Directors

**From:** Shivaji Deshmukh, General Manager

**Committee:** Engineering, Operations & Water Resources

10/13/21

Finance & Administration

10/13/21

**Executive Contact:** Christiana Daisy, Deputy General Manager

**Subject:** Headquarters Parking Lot and Driveway Improvements Construction Contract Award

---

**Executive Summary:**

The Headquarters Parking Lot and Driveway Improvement Projects were initiated to improve access, circulation, and make needed repairs. The scope includes the removal and replacement of concrete slabs, trees, asphalt, permeable pavement, addition of new speed bumps, traffic signs, striping, and widening the existing driveways.

On August 2, 2021, Inland Empire Utilities Agency (IEUA) issued an invitation for bids from the list of under \$2,000,000 prequalified contractors. On September 9, 2021, IEUA received four construction bids. W.A. Rasic Construction was the lowest responsive, responsible bidder with a bid price of \$696,288. The Engineer's Estimate is \$743,000.

Further, staff is recommending a Total Project Budget and FY 2021/22 Budget amendment in the amount of \$150,000, increasing the budget from \$440,000 to \$590,000 (34% increase) for the Headquarters Parking Lot Project. The amendment request is due to additional scope of work for the removal and relocation of existing storage containers. This additional scope will add six parking stalls for the Headquarters B parking lot, speed bumps, and traffic signs which was not part of the original estimate.

---

**Staff's Recommendation:**

1. Award a construction contract for the Headquarters Parking Lot and Driveway Improvements, Project Nos. EN20008 and EN20040, to W.A. Rasic Construction Company, Inc. in the amount of \$696,288 (\$426,000 for Project No. EN20008 and \$270,288 for Project No. EN20040;
2. Amend the Total Project Budget and FY 2021/22 Budget for the Headquarters Parking Lot Project, No. EN20008, in the amount of \$150,000, increasing the budget from \$440,000 to \$590,000 (34% increase) in the General Administrative (GG) Fund; and,
3. Authorize the General Manager to execute the construction contract and the budget amendment, subject to non-substantive changes.

---

**Budget Impact** Budgeted (Y/N): Y Amendment (Y/N): Y Amount for Requested Approval: \$ 150,000

Account/Project Name:

EN20008.00/Headquarters Parking Lot

EN20040.00/Headquarters Driveway Improvements

*Fiscal Impact (explain if not budgeted):*

If approved the Total Project Budget and FY 2021/22 Budget amendment, in the General Administrative (GG) Fund, for the Headquarters Parking Lot Project, No. EN20008, in the amount of \$150,000, will increase the total project budget from \$440,000 to \$590,000 and the fiscal year budget from \$375,000 to \$525,000, respectively.

**Prior Board Action:**

None.

---

**Environmental Determination:**

Categorical Exemption

CEQA identifies certain categories of projects as exempt from more detailed environmental review because these categories have been deemed to have no potential for significant impact on the environment. This project qualifies for a Categorical Exemption Class 1 as defined in Section 15301(d) of the State CEQA Guidelines.”

---

**Business Goal:**

The Headquarters Parking Lot and Driveway Improvements Project is consistent with IEUA's Business Goal of Work Environment, specifically the Staff Safety objective that IEUA will ensure that Agency facilities are well maintained and upgraded to ensure a safe and healthy work environment, exceeding industry best practices in support of achieving the CalOSHA Star Voluntary Protection Program (CAL/VPP) certification.

---

**Attachments:**

Attachment 1 - PowerPoint

Attachment 2 - Construction Contract

# **Attachment 1**



# HQ Parking Lot & Driveway Improvements Construction Contract Award Projects No. EN20008 & EN20040

Matthew Poeske, PE  
Senior Engineer  
October 20, 2021



# Project Location

Driveway  
Improvements

Driveway  
Improvements

Parking Lot  
Improvements

Parking Lot  
Improvements



# Additional Parking Lot Project Scope



Seven  
Proposed  
Speed  
Bumps &  
Signs


Permeable  
Concrete  
to Be  
Cleaned

Four  
Containers  
and Sheds  
to Be  
Relocated



# The Project

- Agency Headquarters Parking Lots
  - Deficiency: slab failures causing uplift and cracking from trees
  - Scope of Work: removals and replacements of asphalt, concrete, trees, new speed bumps, signs, striping, etc.
- Agency Headquarters Driveways
  - Deficiency: substandard widths
  - Scope of Work: new driveways, asphalt, curb & gutter, etc.



Slab Uplift



Substandard Driveway Width

# Contractor Selection



Four bids were received on September 9, 2021, from pre-qualified contractors:

Bidder's Name	EN20008 (HQ Parking Lot)	EN20040 (HQ Driveways)	Total
W.A. Rasic Construction Company, Inc.	\$270,288	\$426,000	\$696,288
AToM Engineering	\$165,000	\$561,398	\$726,398
Hemet Mfg. Co., Inc. dba Genesis Construction	\$350,000	\$649,985	\$999,985
Kiewit Infrastructure West Co.	\$1,122,000	\$350,000	\$1,472,000
Engineer's Estimate	\$374,000	\$369,000	\$743,000

# Project Budget and Schedule

Description	EN20008 Estimated Cost	EN20040 Estimated Cost
<b>Design Services (actual)</b>	<b>\$53,695</b>	<b>\$125,215</b>
<b>Construction</b>	<b>\$468,600</b>	<b>\$297,317</b>
Construction (this action)	\$426,000	\$270,288
Contingency (10%)	\$42,600	\$27,029
<b>Construction Services</b>	<b>\$63,900</b>	<b>\$40,544</b>
Construction Services (11%)	\$46,860	\$29,732
Engineering Services During Construction (14%)	\$17,040	\$10,812
<b>Total Project Cost:</b>	<b>\$586,195</b>	<b>\$463,076</b>
<b>Total Project Budget:</b>	<b>\$440,000</b>	<b>\$571,213</b>
<b>Budget Amendment (this action):</b>	<b>\$150,000</b>	
<b>Revised Total Project Budget:</b>	<b>\$590,000</b>	

Project Milestone	Date
Construction Contract Award	October 2021
Construction Completion	June 2022

## Recommendation

- Award a construction contract for the Headquarters Parking Lot and Driveway Improvements, Project Nos. EN20008 and EN20040, to W.A. Rasic Construction Company, Inc. in the amount of \$696,288 (\$426,000 for Project No. EN20008 and \$270,288 for Project No. EN20040);
- Amend the Total Project Budget and FY 2021/22 Budget for the Headquarters Parking Lot Project, No. EN20008, in the amount of \$150,000, increasing the budget from \$440,000 to \$590,000 (34% increase) in the General Administrative (GG); and,
- Authorize the General Manager to execute the construction contract and the budget amendment, subject to non-substantive changes.

The HQ Parking Lot and Driveway Improvements Project is consistent with **IEUA's Business Goal of Work Environment**, specifically the Staff Safety objective that IEUA will ensure that Agency facilities are well maintained and upgraded to ensure a safe and healthy work environment, exceeding industry best practices in support of achieving the CalOSHA Star Voluntary Protection Program (CAL/VPP) certification.

# **Attachment 2**

## SECTION D - CONTRACT AND RELEVANT DOCUMENTS

### 1.0 CONTRACT

THIS CONTRACT, made and entered into this 20th day of October, 2021, by and between W.A. Rasic Construction Company, Inc., hereinafter referred to as "CONTRACTOR," and The Inland Empire Utilities Agency, a Municipal Water District, located in San Bernardino County, California, hereinafter referred to as "IEUA".

#### WITNESSETH:

That for and in consideration of the promises and agreements hereinafter made and exchanged, IEUA and the CONTRACTOR agree as follows:

- A. CONTRACTOR agrees to perform and complete in a workmanlike manner, all Work required under these Bid Documents FOR FY 19-20 HQ Parking Lot & Driveway Improvements, in accordance with the Bid Documents, and to furnish at their own expense, all labor, materials, equipment, tools, and services necessary, except such materials, equipment, and services as may be stipulated in said Bid Documents to be furnished by IEUA, and to do everything required by this Contract and the said Bid Documents.
- B. For furnishing all said labor, materials, equipment, tools, and services, furnishing and removing all plant, temporary structures, tools and equipment, and doing everything required by this Contract and said Bid Documents; also for all loss and damage arising out of the nature of the Work aforesaid, or from the action of the elements, or from any unforeseen difficulties which may arise during the prosecution of the Work until its acceptance by IEUA, and for all risks of every description connected with the Work; also for all expenses resulting from the suspension or discontinuance of Work, except as in the said Bid Documents are expressly stipulated to be borne by IEUA; and for completing the Work in accordance with the requirements of said Bid Documents, IEUA will pay and said CONTRACTOR shall receive, in full compensation therefore, the price(s) set forth in this Contract.
- C. That IEUA will pay the CONTRACTOR progress payments and the final payment, in accordance with the provisions of the Contract Documents, with warrants drawn on the appropriate fund or funds as required, at the prices bid in the Bidding and Contract Requirements, Section C - Bid Forms and accepted by IEUA, and set forth in this below.

Total Bid Price: \$696,288; Six Hundred Ninety-Six Thousand Two Hundred Eighty Eight Dollars, and Zero Cents.

- D. IEUA hereby employs the CONTRACTOR to perform the Work according to the terms of this Contract for the above-mentioned price(s), and agrees to pay the same at the time, in the manner, and upon the conditions stipulated in the said Bid Documents; and the said parties for themselves, their heirs, executors, administrators, successors, and assigns, do hereby agree to the full performance of the covenants herein contained.
- E. The Notice Inviting Bids, Instructions to Bidders, Bid Forms, Information Required of Bidder, Performance Bond, Payment Bond, Contractor's License Declaration, Specifications, Drawings, all General Conditions Special Conditions and all Project Requirements, and all Addenda issued by IEUA with respect to the foregoing prior to the opening of bids, are hereby incorporated in and made part of this Contract, as if fully set forth.
- F. The CONTRACTOR agrees to commence Work under this Contract on or before the date to be specified in a written "Notice To Proceed" and to complete said Work to the satisfaction of IEUA Within Ninety (90) calendar days for Driveway Improvements (EN20040) and One-hundred and Ninety (190) calendar days for FY 19-20 HQ Parking Lot (EN20008), after award of the Contract. All Work shall be completed before final payment is made.
- G. Time is of the essence on this Contract.
- H. CONTRACTOR agrees that in case the Work is not completed before or upon the expiration of the Contract Time, damage will be sustained by IEUA, and that it is and will be impracticable to determine the actual damage which IEUA will sustain in the event and by reason of such delay, and it is therefore agreed that the CONTRACTOR shall pay to IEUA the amounts as set forth in General Conditions, Section C – Changes to the Contract for each day of delay, which shall be the period between the expiration of the Contract Time and the date of final acceptance by IEUA, as liquidated damages and not as a penalty. It is further agreed that the amount stipulated for liquidated damages per day of delay is a reasonable estimate of the damages that would be sustained by IEUA, and the CONTRACTOR agrees to pay such liquidated damages as herein provided. In case the liquidated damages are not paid, the CONTRACTOR agrees that IEUA may deduct the amount thereof from any money due or that may become due to the CONTRACTOR by progress payments or otherwise under the Contract, or if said amount is not sufficient, recover the total amount.
- I. In addition to the liquidated damages, which may be imposed if the CONTRACTOR fails to complete the Work within the time agreed upon, IEUA may also deduct from any sums due or to become due to the CONTRACTOR, penalties and fines for violations of applicable local, state, and federal law.
- J. That the CONTRACTOR shall carry Workers' Compensation Insurance and require all subcontractors to carry Workers' Compensation Insurance as required by the California Labor Code.

- K. That the CONTRACTOR shall have furnished, prior to execution of the Contract, two bonds approved by IEUA, one in the amount of one hundred (100) percent of the Contract Price, to guarantee the faithful performance of the Work, and one in the amount of one hundred (100) percent of the Contract Price to guarantee payment of all claims for labor and materials furnished.
- L. The CONTRACTOR hereby agrees to protect, defend, indemnify and hold IEUA and its employees, agents, officers, directors, servants and volunteers free and harmless from any and all liability, claims, judgments, costs and demands, including demands arising from injuries or death of persons (including employees of IEUA and the CONTRACTOR) and damage to property, arising directly or indirectly out of the obligation herein undertaken or out of the operations conducted by the CONTRACTOR, its employees agents, representatives or subcontractors under or in connection with this Contract to the extent permitted by law.

The CONTRACTOR further agrees to investigate, handle, respond to, provide defense for and defend any such claims, demands or suit at the sole expense of the CONTRACTOR

IN WITNESS WHEREOF, The CONTRACTOR and the General Manager of Inland Empire Utilities Agency\*, thereunto duly authorized, have caused the names of said parties to be affixed hereto, each in duplicate, the day and year first above written.

- M. The CONTRACTOR, by signing the contract does swear under penalty of perjury that no more than one final unappeasable finding of contempt of court by a Federal court has been issued against the CONTRACTOR within the immediately preceding two year period because of the CONTRACTOR's failure to comply with an order of a Federal court which orders the CONTRACTOR to comply with an order of the National Labor Relations Board (Public Contract Code 10296).

Inland Empire Utilities Agency\*,  
San Bernardino County, California.

By: \_\_\_\_\_

Shivaji Deshmukh  
General Manager

CONTRACTOR

By: \_\_\_\_\_

23 SEP 2021

Peter Rasic

President

RF 2021-35

\* A Municipal Water District



**CONSENT  
CALENDAR  
ITEM**

**1F**

**Date:** October 20, 2021

*ADD*

**To:** The Honorable Board of Directors

**From:** Shivaji Deshmukh, General Manager

**Committee:** Engineering, Operations & Water Resources

10/13/21

Finance & Administration

10/13/21

**Executive Contact:** Christiana Daisy, Deputy General Manager

**Subject:** 42-inch Recycled Water Leak Emergency Project Ratification

---

### Executive Summary:

On July 30, 2021, Lane-Security Paving Joint Venture was working on the I-10 freeway expansion when they struck and caused a leak on Inland Empire Utilities Agency's (IEUA) 42-inch recycled water pipeline on the 1158 pressure zone (PZ). The Engineering and Construction Management Department issued a level-one emergency call-out. The first contractor to respond was W.A. Rasic Construction Company, Inc. (WAR).

The original scope of work (SOW) was to excavate and repair the leak on the pipeline; however, the two isolation valves used to isolate the section of the compromised pipeline failed in the closed position and could not be repaired or replaced in kind. The SOW was expanded to remove the northern valve and replace it with a section of 42-inch pipe and construct a buried 24-inch bypass pipeline around the southern isolation valve. The southern valve was four feet from a primary Southern California Edison (SCE) power pole. Excavation was not permitted without SCE support. The entire 4.6-mile 1158 PZ was shutdown to allow WAR to complete the SOW. Service was restored to the 1158 PZ on August 2, 2021. Restoration of the project site was completed on August 6, 2021. Staff is recommending ratification approval of a task order in the amount of \$331,053.37 to WAR, which is below the approved not-to-exceed value of \$350,000. An Intent to Bill letter has been sent to Lane-Security Paving.

---

### Staff's Recommendation:

1. Ratify the emergency task order for the 42-inch Recycled Water Leak, Project No. EN22017.02, to W.A. Rasic Construction Company, Inc., in the amount of \$331,053.37;
2. Amend the Total Project Budget and FY 2021/22 Budget for the WC Emergency Project Number, No. EN22017, in the amount of \$350,000, increasing the budget from \$150,000 to \$500,000 (334% increase) in the Recycled Water (WC) Fund; and,
3. Authorize the General Manager to approve the emergency task order and budget amendment, subject to non-substantive changes.

---

**Budget Impact** Budgeted (Y/N): N Amendment (Y/N): Y Amount for Requested Approval: \$ 350,000

Account/Project Name:

EN22017.02/42-inch Recycled Water Leak

*Fiscal Impact (explain if not budgeted):*

If approved the Total Project Budget and FY 2021/22 Budget amendment, in the Recycled Water (WC) Fund, for the WC Emergency Project Number, No. EN22017, in the amount of \$350,00, will increase the total project budget and fiscal year budget from \$150,000 to \$500,000, respectively.

**Prior Board Action:**

None.

---

**Environmental Determination:**

Statutory Exemption

The emergency project is statutorily exempt based on Section 15269(b) of the State CEQA Guidelines.

---

**Business Goal:**

The 42-inch Recycled Water Leak Emergency Project is consistent with IEUA's Business Goal of Wastewater Management specifically the Asset Management objective that IEUA will ensure the treatment facilities are well maintained, upgraded to meet evolving requirements, sustainably managed, and can accommodate changes in regional water use.

---

**Attachments:**

Attachment 1 - PowerPoint

Attachment 2 - Task Order ([Click to Download](#))

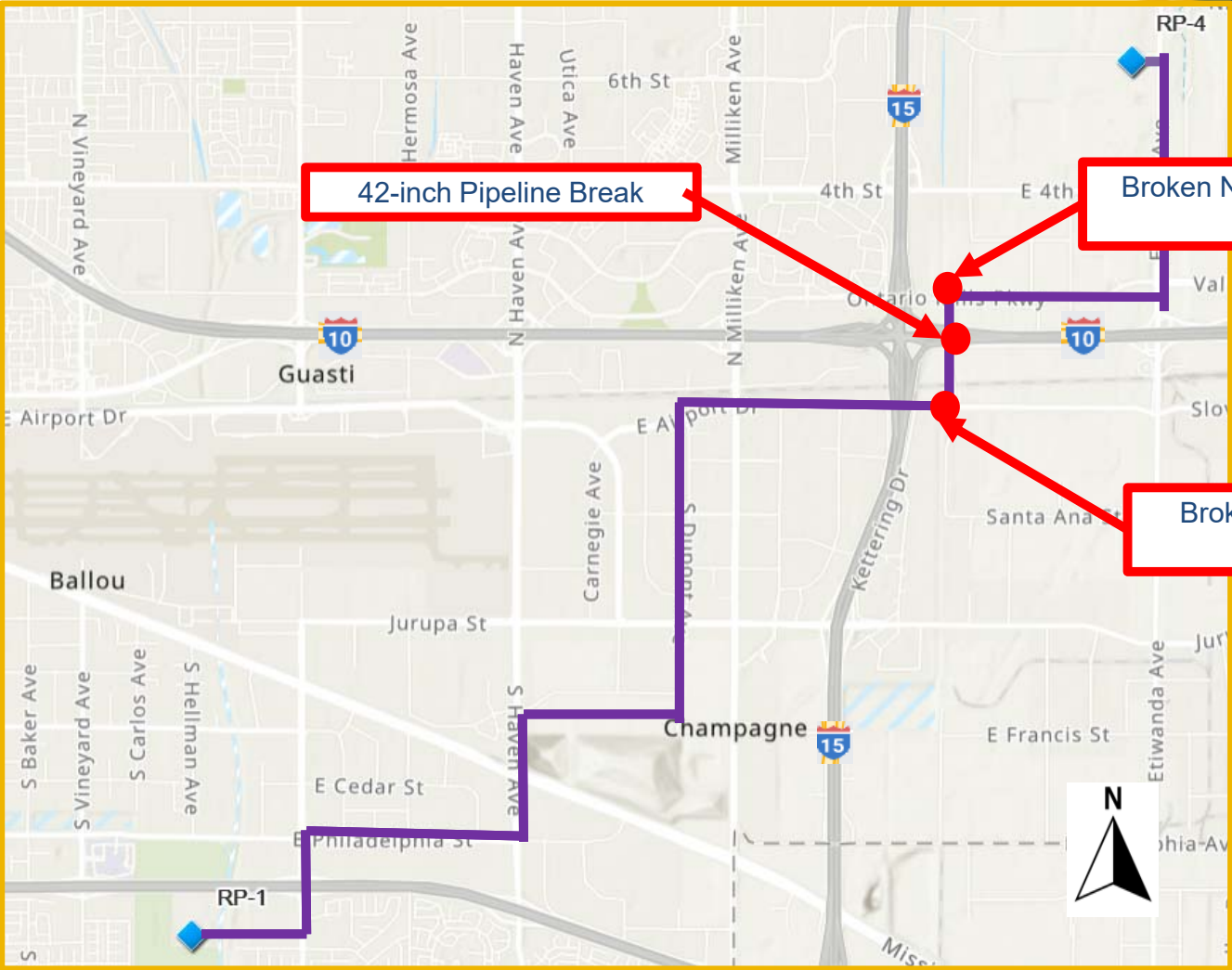
# **Attachment 1**

# 42-inch Recycled Water Leak Task Order Ratification

Christian Gomez, E.I.T.  
Associate Engineer  
October 2021

# Project Location

## I-10 Freeway and Day Creek Channel



# Overview


- **Incident Date/Time:** July 30<sup>th</sup>, 2021, 11:00 am
- **Location:** North of I-10 FWY / East of Day Creek Channel
- **Issue:** Contractor drove pile into 42-inch Recycled Water Pipeline
- **Level 1 Emergency Contractor:** W.A. Rasic Construction Company, Inc.



Leaking 42-inch Pipeline



Shoring Pile



Punctured Pipeline



# Challenges

- Broken 42-inch Isolation Valves
  - South of break (Airport Drive)
  - North of break (Ontario Mills Parkway)
  - No availability of 42-inch replacement valve
- South valve adjacent to Edison Power Pole
- Service interruption of 1158 Pressure Zone
  - Manual operation of 1158 RW Pump Station
  - Interruption of RP-4 discharge to RP-1
- Traffic control on busy roadways
- Dewatering the 42-inch Line



Dewatering 42-inch Effluent Pipeline



Excavating the Valve on Ontario Mills Parkway



# The Solutions

- Shutdown 1158 Pressure Zone
- Isolation Valves
  - Ontario Mills Parkway: Removed and replaced with spool
  - Airport Dr.: Installed bypass around valve
- Pipe Damage
  - Removed/replaced damaged section
- Continuous Work by Emergency Contractor
  - Six crews
- Continuous Inspection, PM, and Operations Support
  - 238 hours



North Isolation Valve Removed



North Pipe Spool



South Isolation Valve Bypass



42" Pipeline Leak Repaired

# Project Cost & Schedule

Description	Estimated Cost
Contractors Lump Sump Cost (this action)*	\$331,053.37
Consultant Inspection Labor Cost	\$2,031.51
IEUA Staff Labor Cost	\$11,583.91
<b>Total Project Cost:</b>	<b>\$344,667.88</b>
<b>Current Total Project Budget:</b>	<b>\$150,000</b>
<b>Budget Amendment (this action):</b>	<b>\$350,000</b>
<b>Revised Total Project Budget</b>	<b>\$500,000</b>

\*Ratification approval for emergency task order. IEUA is seeking reimbursement from the I-10 Contractor for these project costs.

Project Timeline	Date
Start Date	July 30, 2021
End Date	August 6, 2021*

\*1158 PZ restored on 8/2/2021, restoration was completed by 8/6/2021.

## Recommendation

- Ratify the emergency task order for the 42-inch Recycled Water Leak, Project No. EN22017.02, to W.A. Rasic Construction Company, Inc., in the amount of \$331,053.37;
- Amend the Total Project Budget and FY 2021/22 Budget for the WC Emergency Project Number, No. EN22017, in the amount of \$350,000, increasing the budget from \$150,000 to \$500,000 (334% increase) in the Recycled Water (WC) Fund; and,
- Authorize the General Manager to approve the emergency task order and budget amendment, subject to non-substantive changes.

The 42-inch Recycled Water Leak Emergency Project is consistent with **IEUA's Business Goal of Wastewater Management** specifically the Asset Management objective that IEUA will ensure the treatment facilities are well maintained, upgraded to meet evolving requirements, sustainably managed, and can accommodate changes in regional water use.

**CONSENT  
CALENDAR  
ITEM**

**1G**

**Date:** October 20, 2021

**To:** The Honorable Board of Directors

*SD*  
**From:** Shivaji Deshmukh, General Manager

**Committee:** Engineering, Operations & Water Resources

10/13/21

**Executive Contact:** Christiana Daisy, Deputy General Manager

**Subject:** Glen Meade Trunk Critical Repair Project Construction Contract Award

---

**Executive Summary:**

While conducting a condition assessment of the Regional Sewer System (RSS), Inland Empire Utilities Agency's (IEUA) project consultant (CDM Smith) discovered a significant pipe defect. Their inspection revealed a 4-inch diameter hole at the crown of the 10-inch pipe on the RSS Glen Meade Trunk sewer. This finding warranted the need for a timely repair to eliminate the potential of a sanitary sewer overflow. The damaged section is between a residential apartment complex and the Chino Creek Channel near Fairfield Ranch Road in the City of Chino, approximately 8-feet away from a manhole and 10-feet deep. Due to its depth and proximity to a residential area, a separate task order was issued, so the consultant could immediately begin preparing plans and specifications to repair the sewer. The repair will utilize a cured-in-place-pipe lining which is a common trenchless rehabilitation and restoration method widely used in repairing sewer lines.

On August 12, 2021, IEUA issued an invitation for bids from the under \$2,000,000 prequalified contractors. On September 9, 2021, IEUA received three construction bids. Tharsos, Inc., was the lowest responsive, responsible bidder with a bid price of \$168,540. The engineer's estimate was \$200,000.

---

**Staff's Recommendation:**

1. Award a construction contract for the Glen Meade Trunk Critical Repair Project, No. EN19024, to Tharsos, Inc., in the amount of \$168,540; and
2. Authorize the General Manager to execute the contract, subject to non-substantive changes.

---

**Budget Impact** *Budgeted (Y/N):* Y *Amendment (Y/N):* N *Amount for Requested Approval:*

*Account/Project Name:*

EN19024/Collection System Asset Management

*Fiscal Impact (explain if not budgeted):*

None.

---

**Prior Board Action:**

On September 16, 2020, the Board of Directors awarded a contract for the Condition Assessment and Optimization of the Collection System, Project Nos. EN19024 and EN19028, to CDM Smith for a not-to-exceed amount of \$2,910,909, and approved a total project budget amendment in the RO Fund, Project No. EN19024 from \$1,250,000 to \$2,800,000, an increase of \$1,550,000.

---

**Environmental Determination:****Statutory Exemption**

The project is statutorily exempt based on Section 15269(b) of the State CEQA Guidelines.

---

**Business Goal:**

The Glen Meade Trunk Critical Repair Project is consistent with IEUA's Business Goal of Wastewater Management, specifically the Asset Management objective that IEUA will ensure the Collection's System is well maintained, upgraded to meet evolving requirements, sustainably managed, and can accommodate changes in regional water use to protect public health, the environment, and meet anticipated regulatory requirements.

---

**Attachments:**

Attachment 1 - PowerPoint

Attachment 2 - Construction Contract ([Click to Download](#))

# **Attachment 1**



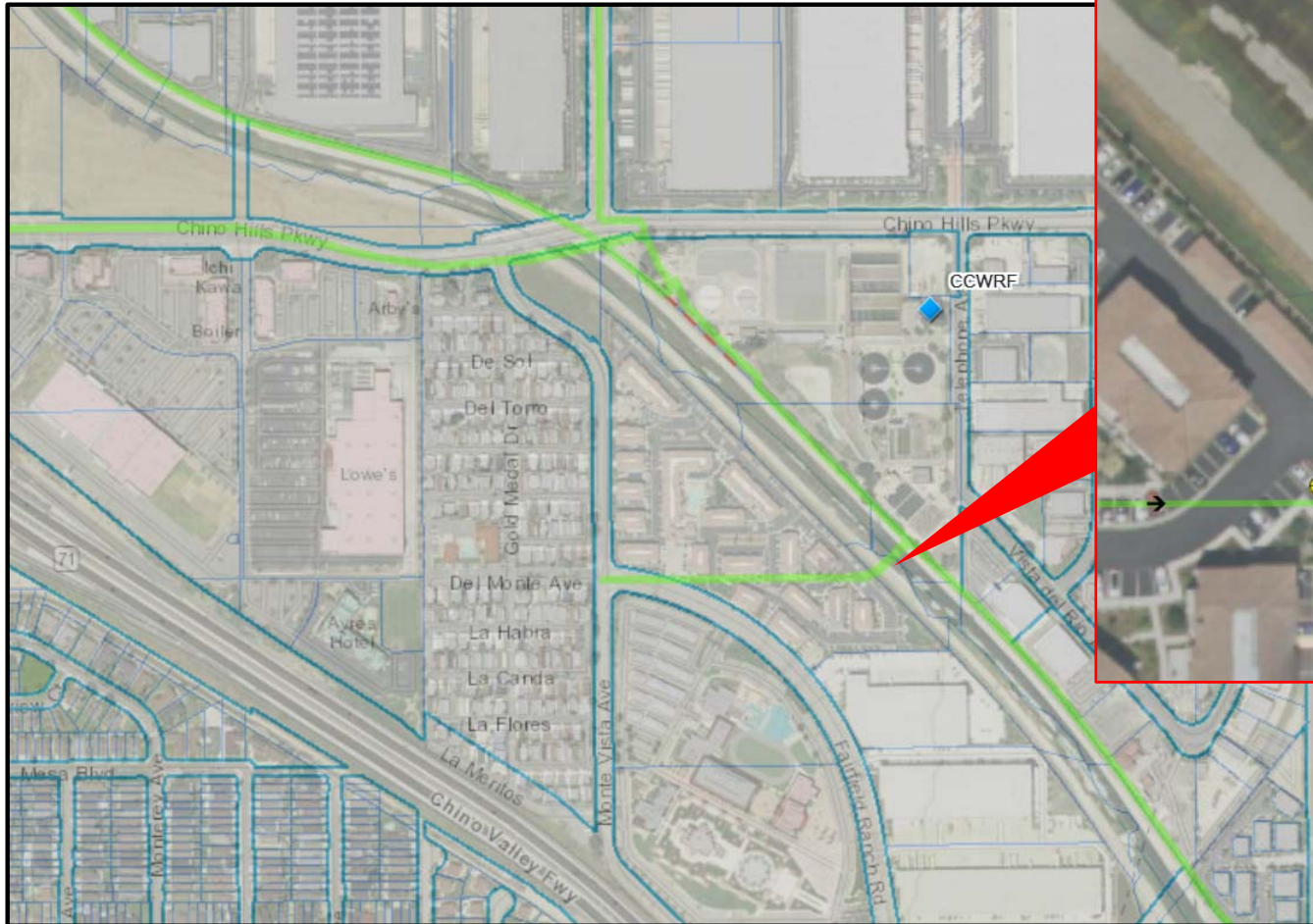


# Glen Meade Trunk Critical Repair Construction Contract Award

Joel Ignacio, PE  
Senior Engineer  
October 2021



# Project Location



# The Project

- 4" Hole in the crown of the 10" pipe
- Flow monitoring installed to assess risk
- Consultant prepared plans to repair
- Scope includes:
  - Video Pre-inspection
  - Cured in Place Pipe Lining
  - Video Post-inspection



# Contractor Selection

Three bids were received on September 9, 2021, from pre-qualified contractors:

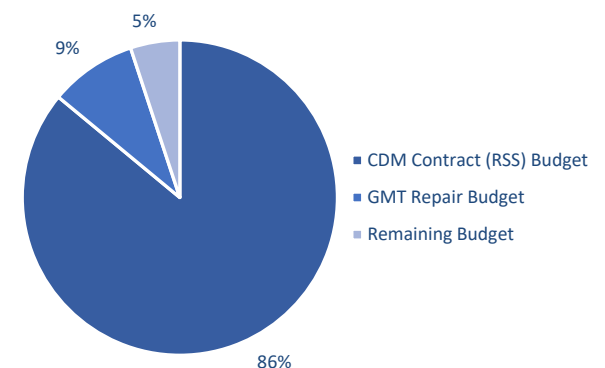
Bidder's Name	Final Bid Amount
Tharsos, Inc.	\$168,540
Ferreira Construction Co, Inc.	\$232,000
Norstar Plumbing and Engineering, Inc.	\$262,000
Engineer's Estimate	\$200,000

# Project Budget and Schedule

Description	Estimated Cost
<b>Design Services</b>	<b>\$30,300</b>
CDM Smith Design Services	\$30,300
<b>Construction Services</b>	<b>\$34,600</b>
IEUA Staff (~5%)	\$8,400
CDM Smith Engineering Services	\$26,200
<b>Construction</b>	<b>\$185,395</b>
Construction Contract (this action)	\$168,540
Contingency (10%)	\$16,855
<b>Total Cost for GMT Pipe Repair:</b>	<b>\$250,295</b>
<b>Total Project Budget (EN19024):</b>	<b>\$2,800,000</b>
<b>CDM Smiths' Asset Management Contract (RSS):</b>	<b>\$2,407,997</b>
<b>GMT Repair:</b>	<b>\$250,295</b>
<b>Remain Budget in EN19024:</b>	<b>\$141,708</b>

Contract Milestone	Date
Construction Award	Oct. 2021
Construction Completion	Nov. 2021

EN19024 Budget- \$2,800,000



# Recommendation

- Award a construction contract for the Glen Meade Trunk Critical Repair Project, to Tharsos, Inc., in the amount of \$168,540; and
- Authorize the General Manager to execute the contract, subject to non-substantive changes.

The Glen Meade Trunk Critical Repair Project is consistent with **IEUA's Business Goal of Wastewater Management**, specifically the Asset Management objective that IEUA will ensure the Collection's System is well maintained, upgraded to meet evolving requirements, sustainably managed, and can accommodate changes in regional water use to protect public health, the environment, and meet anticipated regulatory requirements.

**CONSENT  
CALENDAR  
ITEM**

**1H**



**Date:** October 20, 2021

**To:** The Honorable Board of Directors

*SD*  
**From:** Shivaji Deshmukh, General Manager

**Committee:** Engineering, Operations & Water Resources

10/13/21

**Executive Contact:** Christiana Daisy, Deputy General Manager

**Subject:** RP-1 Flare Improvements Project Change Orders

---

**Executive Summary:**

On June 17, 2020, Inland Empire Utilities Agency (IEUA) awarded a \$5,540,000 construction contract to W.M. Lyles Co. for the Regional Water Recycling Plant No. 1 (RP-1) Flare Improvements Project. During the submittal process, it was discovered that the equipment foundations needed to be enlarged to match the actual equipment dimensions detailed in the submittal. In addition, initial potholing revealed multiple underground utility conflicts that interfered with the new digester gas pipeline alignment to the new system. After multiple solutions were evaluated, the most feasible solution is to install the gas piping aboveground. Due to the corrosive environment and exposure to the sun, the pipeline material was changed from high density polyethylene to 316 stainless steel.

The contractor submitted a cost of \$116,060 to enlarge equipment foundations and a cost of \$208,917 to construct the gas piping, which staff evaluated and found to be fair and reasonable; therefore, staff recommends approval of these change orders for a total not-to-exceed amount of \$324,977, increasing the contract from \$5,589,431 to \$5,914,408 (approximately 5.8% increase).

---

**Staff's Recommendation:**

1. Approve two construction change orders for the RP-1 Flare Improvement Project, No. EN18006, to WM Lyles Co. for the not-to-exceed amount of \$324,977, increasing the contract from \$5,589,431 to \$5,914,408 (approximately 5.8% increase); and
2. Authorize the General Manager to execute the change orders, subject to non-substantive changes

---

**Budget Impact** *Budgeted (Y/N): Y    Amendment (Y/N): N    Amount for Requested Approval:*

*Account/Project Name:*

EN18006/RP-1 Flare Improvements

*Fiscal Impact (explain if not budgeted):*

None.

---

**Prior Board Action:**

On June 17, 2020, the Board of Directors awarded a Construction Contract to W.M. Lyles for the RP-1 Flare Improvements Project for \$5,540,000, approved a contract amendment to Lee & Ro, Inc. for engineering services during construction for a not-to-exceed amount of \$182,500, and approved a total project budget amendment in the amount of \$1,968,000 in the Regional Capital (RC) Fund.

---

**Environmental Determination:****Categorical Exemption**

CEQA identifies certain categories of projects as exempt from more detailed environmental review because these categories have been deemed to have no potential for significant impact on the environment. This project qualifies for a Categorical Exemption Class 1 and Class 2 as defined in Section 15301 of the State CEQA Guidelines.

---

**Business Goal:**

The RP-1 Flare Improvements Project is consistent with IEUA's Business Goal of Wastewater Management, specifically the Asset Management and Water Quality objectives that IEUA will ensure that systems are well maintained, upgraded to meet evolving requirements, sustainably managed, and can accommodate changes in regional water use to protect public health, the environment, and meet anticipated regulatory requirements.

---

**Attachments:**

Attachment 1 - PowerPoint



# **Attachment 1**



# RP-1 Flare Improvements

## Construction Change Orders

Project No. EN18006

Jamal Zughbi, P.E.  
Senior Engineer  
October 20, 2021

# Regional Water Recycling Plant No. 1 Project Location





# The Project



New and Existing Flares Side-by-Side


- Replace existing flare with a new three-flare facility to meet new SCAQMD Rule 1118.1 requirements
- Install low pressure gas-holding (LPGH) tank
  - Provides buffer
  - Improves controllability
  - Ensures SCAQMD compliance
- Install new digester gas piping system
- Relocate two existing iron sponges and add a new sponge
  - Reduce/Remove hydrogen sulfide in gas

# Challenges

- Equipment Foundation Modifications
  - Equipment footprints larger in submittal than those shown in contract documents: three flares, gas blowers, and iron sponges
  - Equipment (flares and gas blower skid) concrete foundations are too small
  - Contract documents lacked installation details
- Mechanical Gas Pipeline Redesign
  - Conflicts with unforeseen buried utilities
  - Could not be constructed per contract documents
  - New design for installation above ground

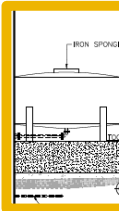


Gas Blower Skid and Foundation



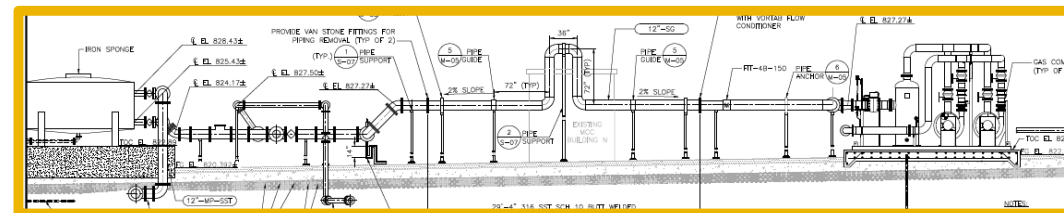
Underground Utilities Conflict

# The Opportunity

- Equipment Foundation Modifications
    - Enlarge impacted equipment foundations
    - Redesign for foundations and miscellaneous site improvements (stair landing, curb and gutter, vehicle drive over, etc.)
  - Mechanical Gas Pipeline Redesign
    - Redesign and relocate all gas pipeline and supports above ground
    - Change material from high density polyethylene to 316 stainless steel
    - Avoid existing buried utilities
    - Improve accessibility to equipment for maintenance and operation
- 



Iron Sponges Foundation



### Redesigned Mechanical Piping Partial View

# Project Budget

Description	Estimated Cost
<b>Design Services</b>	<b>\$1,025,439</b>
Design Services (IEUA and Consultants)	\$917,857
Project Development (IEUA) + Bid and Award	\$107,582
<b>Construction Services</b>	<b>\$1,165,518</b>
Engineering Services During Construction (consultants)	\$331,633
IEUA Construction Services ( <i>actuals</i> )	\$233,935
Estimated Remaining Construction Services	\$600,000
<b>Construction</b>	<b>\$7,008,993</b>
Current Construction Contract	\$5,589,431
Equipment Foundation Change Order (this action)	\$116,060
Mechanical Redesign Change Order (this action)	\$208,917
Pending Change Orders (PLC TBD, 9,10,11,12)	\$425,000
Remaining Project Contingency	\$669,585
<b>Total Project Cost:</b>	<b>\$9,200,000</b>
<b>Current Total Project Budget:</b>	<b>\$9,200,000</b>

Project Milestone	Date
<b>Construction Contract</b>	
Construction Contract Award	June 2020
Current Construction Completion	December 2021

# Recommendation

- Approve two construction change orders for the RP-1 Flare Improvement Project, No. EN18006, to WM Lyles Co. for the not-to-exceed amount of \$324,977, increasing the contract from \$5,589,431 to \$5,914,408 (approximately 5.8% increase); and
- Authorize the General Manager to execute the change orders, subject to non-substantive changes

The RP-1 Flare Improvement Project is consistent with **IEUA's Business Goal of Wastewater Management and Water Reliability**, that IEUA is committed to providing a reliable and cost-effective water supply, promoting sustainable water use throughout the region, and is committed to meeting regional demands in an environmentally responsible and cost-effective manner.



**CONSENT  
CALENDAR  
ITEM**

**11**

**Date:** October 20, 2021

*ADD*

**To:** The Honorable Board of Directors

**From:** Shivaji Deshmukh, General Manager

**Committee:** Engineering, Operations & Water Resources

10/13/21

**Executive Contact:** Christiana Daisy, Deputy General Manager

**Subject:** Horiba Ammonia Nitrogen Meter Standardization

---

**Executive Summary:**

Inland Empire Utilities Agency (IEUA) is moving toward Ammonia Based Aeration Control systems (ABAC), which more efficiently predicts the Dissolved Oxygen (DO) set points based on the levels of ammonia in the aeration basins. ABAC reduces the amount of untreated ammonia, sodium hypochlorite usage and ultimately produces a higher quality effluent. In addition, the Department of Drinking Water will soon require continuous monitoring of ammonia. Currently, the only facility with an ABAC is Regional Water Recycling Plant No. 1 (RP-1). RP-5 will be installing an ABAC during the expansion project, and Horiba Advanced Techno Company (Horiba) meters will be used to monitor the ammonia-nitrogen for the system. The Horiba meters were tested at RP-5. Operations and Maintenance have documented numerous benefits over other manufacturers. They require minimal maintenance, are the only known manufacturer with ultrasonic self-cleaning capabilities, work at lower concentrations, and are easily calibrated. RP-4 is in the design phase of a new ABAC, but an ammonia-nitrogen meter has not been specified. As such, staff is requesting a finding per Public Contract Code 3400(c), which allows public agencies to specify a specific product for use if the awarding authority makes a finding that one or more conditions exist, specifically matching existing products in use on the particular public improvement, and is available from only one source.

---

**Staff's Recommendation:**

- 1) Adopt a finding pursuant to Public Contract Code 3400(c) that the use of Horiba Advanced Techno Company Ammonia Nitrogen Meters, specifically conditions; (2) to match an existing product that will be in use at Regional Plant No.5, after the completion of the expansion project; (3) the ammonia nitrogen meters are only available from Horiba; and
- 2) Authorize the standardization selection and sole source procurement for future O&M and capital projects.

---

**Budget Impact** *Budgeted (Y/N): Y    Amendment (Y/N): N    Amount for Requested Approval:*

*Account/Project Name:*

Not Applicable.

*Fiscal Impact (explain if not budgeted):*

None.

---

**Prior Board Action:**

None.

---

**Environmental Determination:**

Not Applicable

---

**Business Goal:**

The use of the Horiba Ammonia Nitrogen Meters is consistent with IEUA's Business Goal of Business Practices, specifically the Efficiency and Effectiveness objective that IEUA will apply best industry practices in all processes to maintain or improve the quality and value of the services we provide to our member agencies and the public.

---

**Attachments:**

Attachment 1 - Background

Attachment 2 - PowerPoint

# **Attachment 1**

## Background

---

Subject: Horiba Ammonia Nitrogen Meter Standardization

---

Ammonia nitrogen meters are beneficial to Inland Empire Utilities Agency (IEUA) as they measure the amount of ammonia-nitrogen in the aeration basins providing valuable information to operations. This data is used to operate the aeration basins by Ammonia Based Aeration Control (ABAC), which more efficiently predicts the Dissolved Oxygen (DO) set points, based on the levels of ammonia-nitrogen in the basins. Currently, the DO set points are fixed, which is inefficient as often this set point is too high resulting in the blowers producing unnecessary air. The following are some of the benefits of using ammonia-nitrogen monitoring and transitioning the process to ABAC:

1. Substantial energy savings resulting from less air produced by the aeration blowers. This savings would not have been possible at RP-4 without the recent Board's approval of the change order to replace the existing blowers with the Neuros turbo blowers. The original blowers at RP-4 did not have a sufficient turn down ratio, so the same amount of air would have still been produced and then simply vented to atmosphere.
2. Minimized ammonia bleed through into the tertiary system which results in significant sodium hypochlorite to treat before final discharge.
3. Improved effluent quality due to less sodium hypochlorite usage.
4. Forthcoming Department of Drinking Water (DDW) requirement of continuous ammonia-nitrogen monitoring for groundwater recharge.

IEUA has spent the last several years researching and testing ammonia nitrogen meters as it was apparent there was both a benefit and need for this technology. Currently, the only facility with ABAC is Regional Water Recycling Plant No. 1(RP-1); however, RP-5 will be installing ABAC during the expansion project, and Horiba Advanced Techno Company (Horiba) meters will be used to monitor the ammonia-nitrogen for the system. The Horiba meters were previously tested at RP-5, and Operations and Maintenance have documented the following benefits over other manufacturers:

1. Require minimal maintenance, which eliminates the need for ongoing service contracts as necessary with other manufactures.
2. The only known manufacturer with ultrasonic self-cleaning capabilities which greatly increases the duration between cleanings.
3. More accurate at lower concentrations of ammonia typically found in IEUA's aeration basins.
4. They are easily calibrated.
5. Provide standardization with RP-5.

Given the benefits of the Horiba Ammonia Nitrogen Meters to IEUA, the following recommendation is made.

Pursuant to the Public Contract Code 3400(c) below, Public Agencies are allowed to make a finding to sole source a product if any one of the findings below are valid. This board action is a request for the Board to make such a finding on two accounts and authorize the sole source of the Horiba Ammonia Nitrogen Meters for future O&M and capital projects.

*PUBLIC CONTRACT CODE - PCC*

*DIVISION 2. GENERAL PROVISIONS [1100 - 22355]*

*( Division 2 enacted by Stats. 1981, Ch. 306. )*

*PART 1. ADMINISTRATIVE PROVISIONS [1100 - 9204]*

*( Heading of Part 1 added by Stats. 1982, Ch. 1120, Sec. 2. )*

*CHAPTER 3. Formation [3000 - 3505]*

*( Chapter 3 added by Stats. 1983, Ch. 256, Sec. 81. )*

**ARTICLE 4. Preference for Materials [3400 - 3410]**

*( Heading of Article 4 renumbered from Article 5 by Stats. 2017, Ch. 816, Sec. 2. )*

3400.

(a) The Legislature finds and declares that it is the intent of this section to encourage contractors and manufacturers to develop and implement new and ingenious materials, products, and services that function as well, in all essential respects, as materials, products, and services that are required by a contract, but at a lower cost to taxpayers.

(b) No agency of the state, nor any political subdivision, municipal corporation, or district, nor any public officer or person charged with the letting of contracts for the construction, alteration, or repair of public works, shall draft or cause to be drafted specifications for bids, in connection with the construction, alteration, or repair of public works, (1) in a manner that limits the bidding, directly or indirectly, to any one specific concern, or (2) calling for a designated material, product, thing, or service by specific brand or trade name unless the specification is followed by the words “or equal” so that bidders may furnish any equal material, product, thing, or service. In applying this section, the specifying agency shall, if aware of an equal product manufactured in this state, name that product in the specification. Specifications shall provide a period of time prior to or after, or prior to and after, the award of the contract for submission of data substantiating a request for a substitution of “an equal” item. If no time period is specified, data may be submitted any time within 35 days after the award of the contract.

(c) Subdivision (b) is not applicable if the awarding authority, or its designee, makes a finding that is described in the invitation for bids or request for proposals that a particular material, product, thing, or service is designated by specific brand or trade name for any of the following purposes:

(1) In order that a field test or experiment may be made to determine the product’s suitability for future use.

***(2) In order to match other products in use on a particular public improvement either completed or in the course of completion.***

***(3) In order to obtain a necessary item that is only available from one source.***

(4) (A) In order to respond to an emergency declared by a local agency, but only if the declaration is approved by a four-fifths vote of the governing board of the local agency issuing the invitation for bid or request for proposals.

(B) In order to respond to an emergency declared by the state, a state agency, or political subdivision of the state, but only if the facts setting forth the reasons for the finding of the emergency are contained in the public records of the authority issuing the invitation for bid or request for proposals.



# **Attachment 2**

# Horiba Ammonia Nitrogen Meter Standardization

James Spears, PE  
Senior Engineer  
October 2021

# Project Location




RP-4 Aeration  
System



# Background

- Recent drivers to adopt ammonia-based aeration controls (ABAC)
  - Department of Drinking Water (DDW) requirement for ammonia monitoring
  - Operational benefits
  - Cost Savings
- ABAC currently in use at RP-1
- ABAC to be installed at RP-5
- Ammonia monitoring equipment trials
  - RP-1, RP-4, and RP-5



Proposed Locations of New Ammonia Meters (RP-4)

# Purpose


- ABAC systems provide optimized Dissolved Oxygen (DO) set points based on ammonia levels
- ABAC operational benefits
  - Energy savings
  - Minimized ammonia bleed through
  - Reduced sodium hypochlorite usage
  - Higher quality effluent
  - DDW requirements




ABAC ammonia equipment at RP-1

# Horiba Ammonia Nitrogen Sensors

- Operational Benefits:
  - Proven unique ultrasonic self cleaning
  - Easy Calibration
  - No service contract required
  - No proprietary Dissolved Oxygen calculations
  - Maintenance requires minimal effort
  - Works at lower concentrations
  - Equipment standardization follows asset management program



Horiba Ammonia Nitrogen Sensor



Horiba Ammonia Meter Trial at RP-5

# Recommendation

- Adopt a finding pursuant to Public Contract Code 3400(c) that the use of Horiba Advanced Techno Company Ammonia Nitrogen Meters, specifically conditions; (2) to match an existing product that will be in use at Regional Plant No.5, after the completion of the expansion project; 3) the ammonia nitrogen meters are only available from Horiba; and
- Authorize the standardization selection and sole source procurement for future O&M and capital projects.

The use of the Horiba Ammonia Nitrogen Meters is consistent with **IEUA's Business Goal of Business Practices**, specifically the Efficiency and Effectiveness objective that IEUA will apply best industry practices in all processes to maintain or improve the quality and value of the services we provide to our member agencies and the public.

**CONSENT  
CALENDAR  
ITEM**

**1J**



**Date:** October 20, 2021

**To:** The Honorable Board of Directors

*ADD*  
**From:** Shivaji Deshmukh, General Manager

**Committee:**

**Executive Contact:** Kathy Besser, Executive Manager of Government & Ext. Affairs/AGM

**Subject:** California Special Districts Association 2021 Bylaws Update

---

**Executive Summary:**

The last CSDA Bylaws updates were made in 2016 with the primary change being the addition of electronic voting for elections and other matters that required Regular Member approval. Following receipt of feedback and suggestions from members over the past few years, CSDA has conducted a review of the CSDA Bylaws to make necessary updates and improvements. The significant proposed updates are summarized below and detailed on Attachment 1:

- Revises Rights of Regular Membership;
- Adds new category for Retired Non-Voting Individual Membership;
- Adds new section on the use of “member” in reference to Associate Members and Business Affiliate Members;
- Updates the Termination of Membership section and adds a section regarding Procedure for Termination of Membership;
- Clarifies the process for handling a vacancy on the Board of Directors outside of nomination period;
- Adds new Annual Report section; and
- Adds new section prohibiting dual directorships with CSDA’s Alliance partner, Special District Risk Management Authority (SDRMA)

---

**Staff's Recommendation:**

Direct staff to cast a "Yes" vote to approve proposed updates to the California Special Districts Association's (CSDA) Bylaws.

---

**Budget Impact** *Budgeted (Y/N): Y    Amendment (Y/N): Y    Amount for Requested Approval:*

*Account/Project Name:*

*Fiscal Impact (explain if not budgeted):*

None

---

**Prior Board Action:**

---

**Environmental Determination:**

Not Applicable

---

**Business Goal:**

---

**Attachments:**

Attachment 1 - Draft 2021 CSDA Bylaws Updates

## ATTACHMENT 1

DRAFT

DRAFT

DRAFT

DRAFT

DRAFT

DRAFT



### **BYLAWS** **California Special Districts Association**

#### **Approved Bylaw Revision Dates:**

**Revised 1996**

**Revised 1999**

**Revised 2004**

**Revised October 1, 2009**

**Revised August 2, 2010**

**Revised August 1, 2011**

**Revised July 1, 2014**

**Revised July 1, 2016**

**[Revised November XX, 2021](#)**

## TABLE OF CONTENTS

ARTICLE I – GENERAL .....	4
Section 1. Purpose: .....	4
Section 2. CSDA Networks: .....	4
Section 3. Principal Office: .....	4
ARTICLE II – MEMBERSHIP .....	5
Section 1. Qualification of Membership: .....	6
Section 2. Membership Application: .....	6
Section 3. Membership Dues: .....	6
Section 4. Membership Voting: .....	6
Section 5. Membership Quorum: .....	7
Section 6. Membership Meetings: .....	7
Section 7. Termination of Membership: .....	10
Section 8. Procedure for Termination of Membership: .....	11
ARTICLE III – DIRECTORS .....	11
Section 1. Number of Directors: .....	11
Section 2. Term of Office: .....	11
Section 3. Nomination of Directors: .....	11
Section 4. Election of Directors: .....	12
Section 5. Event of Tie: .....	13
Section 6. Director Vacancy: .....	13
Section 7. Director Disqualification: .....	15
Section 8. Powers of Directors: .....	15
ARTICLE IV – DIRECTOR MEETINGS .....	16
Section 1. Place of Meetings: .....	16
Section 2. Ratification Meeting: .....	16
Section 3. Organization Meeting: .....	16
Section 4. Planning Session: .....	16
Section 5. Regular Meetings: .....	16
Section 6. Special Meetings: .....	17
Section 7. Quorum: .....	17
Section 8. Board Meetings by Telephone and Electronic Communications .....	13
Section 9. Official Records: .....	17
ARTICLE V – OFFICERS .....	18
Section 1. Number and Selection: .....	18
Section 2. Duties of the President: .....	18
Section 3. Duties of the Vice President: .....	18
Section 4. Duties of the Secretary: .....	18
Section 5. Duties of the Treasurer: .....	19
Section 6. Disbursement of Funds: .....	19
Section 7. Removal of Officers: .....	19

ARTICLE VI – COMMITTEES.....	20
Section 1. Committee Structure:.....	20
Section 2. Committee Actions: .....	20
Section 3. Committee Meetings:.....	20
Section 4. Standing Committees: .....	21
Section 5. Ad Hoc Committees:.....	22
Section 6. Special Committee of the Board: .....	22
ARTICLE VII – INDEMNIFICATION .....	23
Section 1. Right of Indemnity:.....	23
Section 2. Approval of Indemnity: .....	23
Section 3. Insurance: .....	23
Section 4. Liability: .....	23
ARTICLE VIII – AFFILIATED CHAPTERS .....	24
Section 1. Purpose: .....	24
Section 2. Organization: .....	24
Section 3. Rules, Regulations and Meetings: .....	24
Section 4. Financing of Affiliated Chapters: .....	25
Section 5. Legislative Program Participation: .....	25
ARTICLE IX – AMENDMENTS TO THE BYLAWS.....	26
Section 1. Amendment Proposals: .....	26
Section 2. Amendment Membership Meeting: .....	26
Section 3. Written Bylaws Amendment Ballot: .....	26
Section 4. Bylaws Amendment Ratification: .....	27
EXHIBIT A .....	28

## ARTICLE I – GENERAL

### **Section 1. Purpose:**

In addition to the general and specific purposes set forth in the Articles of Incorporation of the California Special Districts Association ([hereinafter referred to as "CSDA"](#)), CSDA will provide outreach, [advocacy, professional development, information, and other](#) [various services to member districts](#)

. CSDA will interact [and collaborate, where appropriate](#), with the associations and groups that support or oppose its membership's interests. [The control and governance of CSDA shall be the responsibility of CSDA's Board of Directors \(the "Board of Directors"\)](#).

### **Section 2. CSDA Networks:**

The state of California shall be divided along county boundaries into six voting networks. The areas of the networks [are](#) determined by the Board of Directors of CSDA.

### **Section 3. Principal Office:**

The principal business office of CSDA [is](#) located [at 1112 I Street, Suite 200, Sacramento, California 95814. The Board of Directors shall have authority to change the principal office from one location to another.](#)

## ARTICLE II – MEMBERSHIP

## **Section 1. Qualification of Membership:**

There may be several classes of membership in CSDA, as determined by the Board of Directors. The following classes have been adopted:

### **A. Regular Voting Members:**

Regular voting members shall be any public agency formed pursuant to either general law or special act for the local performance of governmental or proprietary functions within limited boundaries, and which meets any one of the following criteria:

1. Meets the definition of "independent special district" set forth in Government Code Section 56044 by having a legislative body comprised entirely of elected members, or which members are appointed to fixed terms; or
2. The following public agencies: (a) air quality management districts; (b) air  
The following public agencies: (a) air quality management districts; (b) air  
The following public agencies: (a) air quality management districts; (b) air  
The following public agencies: (a) air quality management districts; (b) air  
The following public agencies: (a) air quality management districts; (b) air  
The following public agencies: (a) air quality  
management districts; (b) air pollution control districts; (c) county water agencies or authorities; (d) transit or rapid transit districts, or transportation authorities; (e) metropolitan water districts; (f) flood control or water conservation districts; (g) sanitation agencies.

**Commented [MH1]:** This was removed because it conflicts with the remaining portion of the provision and does not provide clarity on whom is included or excluded.

Regular voting members shall not include any state, cities, counties, school districts, community college districts, local agency formation commissions (LAFCOs), dependent districts, or joint powers authorities (JPAs) except as may be specifically referenced above.

Rights of Regular Membership: Regular voting members have voting privileges and may hold seats on the Board of Directors. All Regular Members shall have the right to vote, as set forth in these bylaws, on the election of directors, on the disposition of all or substantially all of the corporation's assets, on any merger and its principal terms and any amendment of those terms, and on any election to dissolve the corporation. In addition, Regular Members shall have all rights afforded members under the California Nonprofit Public Benefit Corporation Law.

**Commented [NM2]:** New provision based on CA Nonprofit Law

### **B. Associate Non-Voting Members:**

Associate members shall be public agencies such as dependent districts composed of appointees from a single public agency, cities, counties, joint powers authorities, and other public agencies that do not satisfy the criteria for regular voting membership specified in Section A above.



Associate members have no voting privileges, except as approved members on a CSDA committee, and may not hold a seat on the Board of Directors.

**C. Business Affiliate Non-Voting Members:**

Business Affiliate members shall be those businesses or organizations that provide services to special districts and have evidenced interest in the purposes and goals of CSDA. Business Affiliates have no voting privileges, except as approved members on a CSDA committee, and may not hold a seat on the Board of Directors.

**D. Retired Non-Voting Member (Individual Membership):**

Retired Individual members shall be those persons that are retired from service as a staff or board member at a special district and have at least 1 year of previous service.

Retired members shall not be affiliated with or serve as a consultant to any agency eligible for regular, associate, or business affiliate membership in CSDA. Retired members cannot be employed by a company that provides services or products to special districts.

Retired members have no voting privileges and may not hold a seat on the CSDA Board of Directors. Retired members may hold a seat and may have voting privileges on any CSDA committee, with the exception of the Legislative Committee.

CSDA benefits available to retired members shall be determined by the CSDA Board of Directors.

**Commented [NM3]:** New provision adding individual membership category for those that wish to stay involved/informed after retirement

**Section 2. Membership Application:**

Application for membership to CSDA will be directed to staff, who will determine if the applicant's interest and purpose is in common with CSDA. If the applicant meets the requirements of membership, the Board of Directors shall approve the new member by a majority vote of the Board. Acceptance to membership shall authorize participation in CSDA activities as specified in these Bylaws. The Board shall retain the authority to deny membership in CSDA at its discretion.

**Section 3. Membership Dues:**

The membership dues of CSDA shall be established annually by a majority vote of the Board of Directors at a scheduled Board meeting. Authority to adjust the dues shall remain with the Board of Directors.

**Section 4. Membership Voting:**

Matters to be voted upon by the authorized voting membership shall be determined by the Board of Directors in accordance with these Bylaws. Only those matters of which notice has been given to voting members by CSDA may be voted upon.

**A. Voting Designee:**

In accordance with these Bylaws, regular voting members in good standing shall have voting privileges. The governing body of each regular voting member shall designate one representative from their respective district who shall have the authority to exercise the right of the regular voting member to vote. Such voting designee shall be a Board member or managerial employee of the regular voting member.

**B. Voting Authorization:**

Regular voting members who have paid the required dues as set by the Board of Directors are members in good standing. Each regular voting member in good standing shall be entitled to one vote on all matters brought before the membership for vote at any meeting or by ballot.

**C. Non-Voting Members:**

CSDA may refer to Associate Members and Business Affiliate Members or other persons or entities associated with it, as "members", even though those persons or entities are not voting Regular Members as set forth in Article II Section I A hereof. No such reference as "members" shall constitute anyone as a voting member of this corporation unless that person or entity has qualified for voting Regular Membership pursuant to Article II Section I A of these Bylaws. The Board of Directors may adopt policies which grant some or all of the rights of a Regular Member, other than voting rights, to an Associate Member or Business Affiliate Member, but no such person or entity shall be a Regular Member by virtue of such grant of rights.

**Commented [NM4]:** New provision clarifying the term 'members' and related references to the term

**Section 5. Membership Quorum:**

**A. Meeting Quorum:**

Twenty-five voting designees, as defined in Article II, Section 4, present at any annual or special meeting of the CSDA shall constitute a quorum. No regular voting member shall have the right to vote by means of an absentee or proxy ballot.

**B. Mailed or Electronic Ballot Quorum:**

Mail ballots or electronic ballots received from 25 voting designees officially designated by each regular voting member shall constitute a quorum. Each regular voting member shall be entitled to one vote. No regular voting member shall have the right to vote by means of a proxy.

**Section 6. Membership Meetings:**

**A. Annual Business Meeting:**

The annual business meeting of the members shall be held at the Annual CSDA Conference at such time and place as determined by the Board of Directors. Written notice of the annual business meeting distributed by mail or electronically shall include all matters that the Board intends to present for action and vote by the members.

## **B. Special Meetings:**

Special meetings of the members may be called at any time by the President, by a majority of the Board of Directors, or at least a quorum of the members (25 members). Such a special meeting may be called by written request, specifying the general nature of the business proposed to be transacted and addressed to the attention of and submitted to the President of the Board. The President shall direct the Chief Executive Officer to cause notice to be given promptly to the members stating that a special meeting will be held at a specific time and date fixed by the Board. No business other than the business that was set forth in the notice of the special meeting may be transacted at a special meeting.

## **C. Notice of Meetings:**

Whenever members are permitted to take any action at any annual or special meeting, written notice of the meeting distributed by mail or electronically shall be given to each member entitled to vote at that meeting. The notice shall specify the place, date and hour of the meeting, and the means of communication to be utilized by and between CSDA and its members, if any, [through](#) which members may participate in the meeting. For the Annual Membership Meeting, the notice shall state the matters that the Board intends to present for action by the members. For a special meeting the notice shall state the general nature of the business to be transacted and shall state that no other business may be transacted. The notice of any meeting at which directors are to be elected shall include the names of all persons who are nominees when notice is given.

1. Notice Requirements. Written notice of any annual membership meeting shall be given at least 45 days before the meeting date either personally, by first class registered or certified mail, or by electronic transmission.

2. Electronic Notice. Notice given by electronic transmission by CSDA shall be valid if delivered by either (a) facsimile telecommunication or electronic mail when directed to the facsimile number or electronic mail address for that main contact member on record with CSDA; (b) posting on an electronic message board or network that CSDA has designated for such communications, together with a separate electronic notice to each member of the posting; or (c) any other means of electronic communication. Such electronic transmission must be directed to a member which has provided to CSDA an unrevoked consent to the use of electronic transmission for such communications. The method of electronic communication utilized must create a record that is capable of retention, retrieval and review by CSDA.

All such electronic transmissions shall include a written statement that each member receiving such communication has the right to have the notice provided in non-electronic form. Any member may withdraw its consent to receive electronic transmissions in the place of written communications by providing written notice to CSDA of such withdrawal of consent.

Notice shall not be given by electronic transmission by CSDA if CSDA is unable to deliver two (2) consecutive notices to a member by that means, or otherwise becomes aware of the fact that the member cannot receive electronic communications.

**D. Electronic Meetings:**

Members not physically present in person at either an annual or special meeting of members may participate in such a meeting by electronic transmission or by electronic video screen communication by and between such members and CSDA. Any eligible member participating in a meeting electronically shall be deemed present in person and eligible to vote at such a meeting, whether that meeting is to be held at a designated place, conducted entirely by means of electronic transmission, or conducted in part by electronic communication between CSDA and those members who are not capable of being physically present at such designated meeting place.

Annual and special meetings of the members may be conducted in whole or in part by electronic transmission or by electronic video screen communication by and between CSDA and its members if all of the following criteria are satisfied: (1) CSDA implements reasonable procedures to provide members participating by means of electronic communication a reasonable opportunity to participate in the meeting and to vote on matters submitted to the members, including an opportunity to hear the proceedings of the meeting including comments of members participating in person substantially concurrent with such proceedings; and (2) any votes cast by a member by means of electronic communication by and between CSDA and a member must be recorded and maintained in the minutes by CSDA.

**E. Majority Vote:**

Any matter submitted to the membership for action or approval shall constitute the action or approval of the members only when: (1) the number of votes cast by regular voting members present at the meeting equals or exceeds the quorum requirement of 25 registered voters; and (2) the number of votes approving the action or proposal equals or exceeds a majority (50% plus one) of the regular voting members present and casting votes on the issue.

**F. Solicitation of Written Ballots from Members:**

All solicitations of votes by written ballot, whether by means of electronic communication or first class mail, shall: (1) state the number of returned ballots needed to meet the quorum requirement ; (2) state, with respect to returned ballots other than for election of directors, that the majority of returned ballots must indicate approval of each measure in order to adopt such measure; and (3) specify the time by which the written ballot must be received by CSDA in order to be counted. Each written ballot so distributed shall: (1) set forth the proposed action; (2) give members an opportunity to specify approval or disapproval of each proposal; and (3) provide a reasonable time in which to return the ballots to CSDA either electronically or by first class mail.

Each written ballot distributed by first class mail shall be mailed to each regular voting member at least 45 days in advance of the date designated for return of the ballot by each such member to CSDA. Written ballots transmitted electronically to members shall

be electronically communicated at least 45 days in advance of the date designated for return of the ballot by each member to CSDA.

**G. Return of Ballots:**

Written ballots shall be returned either by first class mail or by electronic communication to either the principal business address of CSDA or CSDA's designated electronic format specified on the ballot prior to the close of business (5:00 pm) on the designated election date. Written ballots received either by first class mail or electronic communication from regular voting members after the specified date shall be invalid and shall not be counted.

**H. Number of Votes Required for Approval of Action on Written Ballot:**

Approval by written ballot shall be valid only when (1) the number of votes cast by written ballot either by means of electronic communication or first class mail within the specified time equals or exceeds the quorum required to be present at a meeting authorizing the action (25 votes); and (2) the number of approvals equals or exceeds the number of votes that would be required for approval at a meeting of members, i.e. 50% plus one of those participating members casting written ballots either electronically or by first class mail.

**Section 7. Termination of Membership:**

A member shall not be in good standing, and membership may be terminated, on occurrence of any of the following events:

**A.** Any member delinquent in the payment of dues for a period of three months after said dues are due and payable, shall be notified in writing of such arrearage, and shall be given written notice of possible termination. If such delinquent dues remain unpaid for 45 days after notice, the delinquent member shall automatically cease to be a member of CSDA. CSDA's Chief Executive Officer may approve special payment arrangements if deemed necessary including with those districts that may be members of the Special District Risk Management Authority (SDRMA).

**A.B.** Determination by the Board of Directors that a member has failed in a material and serious degree to observe the rules of conduct or operational policies of CSDA, including but not limited to the Corporation's Anti-Trust Policies or has engaged in conduct materially and seriously prejudicial to this CSDA's purposes and interests.

**Commented [NM5]:** New provision based on CA Nonprofit Law and Federal anti-trust laws

**Section 8. Procedure for Termination of Membership:**

If grounds exist for terminating the membership of a member under Section 7 hereof, the following procedures shall be followed:

A. The Board of Directors shall give the member at least 15 days prior written notice of the proposed termination and the reasons for the proposed termination of membership. Notice shall be given by any method reasonably calculated to provide actual notice. Notice given by mail shall be sent by first-class mail to the member's last address as shown on CSDA records.

B. The member shall be given an opportunity to be heard, either orally or in writing, at least 5 days before the effective date of the proposed termination of membership. The hearing shall be held, or the written statement considered, by the Board of Directors which is responsible for determining in its sole discretion whether the termination of membership should occur.

C. The Board of Directors shall determine whether the membership shall be terminated. The decision of the Board of Directors shall be final.

**Commented [NM6]:** New provision based on CA Nonprofit Law and to outline process

## ARTICLE III – DIRECTORS

### **Section 1. Number of Directors:**

The authorized number of elected directors to serve on the Board of Directors shall be 18. Each regular voting member shall be limited to one seat on the Board.

There shall be three directors elected from each of the six CSDA networks. Directors elected from each of the six networks shall hold staggered [three-year](#) terms.

### **Section 2 Term of Office:**

Directors elected from each of the six networks shall hold staggered [three-year](#) terms. After the annual election of directors, a meeting of the Board shall be held to ratify the election results. The term of office of the newly elected persons shall commence on the following January 1 and shall [automatically](#) terminate three years [thereafter](#).

### **Section 3. Nomination of Directors:**

Nomination [of Directors seeking to serve on the Board](#) shall be by network. Any regular voting member in good standing is eligible to nominate one person from their district to run for director of CSDA. The [CSDA](#) director nominee shall be a [member of the board of directors](#) of the district or a managerial employee as defined by that district's [board of directors](#). Nomination of the director designee shall be made by a resolution or minute action of the regular voting member's Board of Directors. Only one individual from each regular voting member district may be nominated to run at each election.

CSDA staff, in conjunction with the Elections and Bylaw Committee, will review all nominations received and accept all that meet the qualifications set by these Bylaws. A slate of each network's qualified nominees will be [transmitted](#) by mail or electronic ballot to that network's regular voting membership for election pursuant to Article III, Section 4

### **Section 4. Election of Directors:**

The Election and Bylaws Committee shall have primary responsibility for establishing and conducting elections [for the Board of Directors](#). The Committee may enforce any regulation [to facilitate the conduct of said elections](#). [Directors shall be voted upon and elected](#) by the regular voting members from the network from which they are nominated.

The Election and Bylaws Committee shall meet each year to review, with staff, the networks where election of directors will be necessary. The Committee will coordinate, with staff, the dates nomination requests shall be mailed to the regular voting members, the official date for the nomination requests to be received at the CSDA office, and set the date of the election.

**A. Written Notice:**

Written notice requesting nominations of candidates for election to the Board of Directors shall be sent by first class mail or electronically to each regular voting member in good standing on the date specified by the Election and Bylaws Committee, which shall be at least 120 days prior to the election. The nominations must be received either by mail or electronically by CSDA before the established deadline which shall be no later than 60 days prior to the election. Nominations received after the deadline date shall be deemed invalid. [In the event an incumbent does not re-run for their seat, the nomination period for that network shall be extended by ten days.](#)

**B. Balloting and Election:**

Voting for directors shall be by written ballot distributed by mail or by electronic transmission by CSDA directly or via [authorized](#) third-party to members eligible to vote in each network.

After the nomination period for directors is closed, a written ballot specifying the certified nominees in each network shall be distributed by first class mail or electronically to each regular voting member in that network. Each such regular member in good standing in each network shall be entitled to cast one vote for each of that network's open seats on the Board. [In the event there is more than one seat available for election, regular members shall be entitled to a number of votes equal to the seats available for election in their network.](#)

The ballot for each network shall contain all nominations accepted and approved by CSDA staff. In the event there is only one nomination in a network, the nominee shall automatically assume the Seat up for election and a ballot shall not be mailed or electronically transmitted. Staff will execute a Proof of Service certifying the date upon which all regular voting members of each network were sent a ballot, either by first class mail or by electronic transmission. The form of written ballot and any related materials sent by electronic transmission by CSDA and completed ballots returned to CSDA by electronic transmission by participating members must comply with all of the requirements of Article II, Section 6(F-H) of these Bylaws. If a member does not consent to electronic communication for balloting purposes, a form of written ballot will be mailed to such participating member no later than 45 days prior to the date scheduled for such election. All written ballots shall indicate that each participating member may return the ballot by electronic communication or first class mail.



All solicitations of votes by written ballot shall: (1) state the number of returned ballots needed to meet the quorum requirement ; (2) state, with respect to ballots for election of directors, that those nominees receiving the highest number of votes for each Board position subject to election will be certified as elected to that Board position.

Election of a nominee to a Board position shall be valid only when: (1) the number of votes cast by written ballot, transmitted either electronically or by first class mail, within the time specified, equals or exceeds the quorum required to be present at a meeting of members authorized in such action ; and (2) the number of written ballots approving the election of a nominee must be the highest number of votes cast for each Board position subject to election as would be required for an election of a nominee at a meeting of the members.

Written ballots shall be returned either by first class mail or by electronic mail communication to either the principal business address of CSDA or CSDA's designated electronic format specified on the ballot prior to the close of business (5:00 pm) on the designated election date, which shall be at least 45 days prior to the Annual Conference. Written ballots received either by first class mail or electronic communication after the specified date shall be invalid and shall not be counted.

All written ballots received by mail shall remain sealed until opened in the presence of the Election and Bylaws Committee chairperson or [their](#) designee. All electronic ballots will be prepared, distributed, authenticated, received, tabulated, and kept secure and confidential. [Election documents will be retained as outlined in CSDA's Board approved records retention policy.](#)

#### **Section 5. Event of Tie:**

In the event of a tie vote, a supplemental written ballot containing only the names of those candidates receiving the same number of votes shall be distributed either by first class mail or electronically to each regular voting member in the network where the tie vote occurred.

Those written ballots received by mail or electronically prior to the close of business (5:00 pm) on the date designated by the Election and Bylaws Committee shall be considered valid and counted. All supplemental written ballots received after the designated date whether by first class mail or electronically shall be deemed invalid. All written ballots received either by mail or electronically shall remain sealed as provided in Article III, Section 4.B of these Bylaws.

In the event the supplemental written ballot also results in a tie vote, the successful candidate will be chosen by a drawing by lot.

#### **Section 6. Director Vacancy:**

In the event of a director vacating [their](#) seat on the Board of Directors, an individual who meets the qualifications as specified in these Bylaws may be appointed or elected to complete the director's unexpired term.

##### **A. Two or Three Vacant Seats in the Same Network:**

In the event more than one seat on the CSDA Board of Directors in any one network is vacant at the same time, such vacancies shall be filled by election. A written ballot shall

be prepared; listing all nominees for that network accepted and approved by CSDA and distributed to each regular voting member in each such network either by first class mail or by electronic communication pursuant to the provisions of Article III, Section 4.A and B of these Bylaws

Regular members of each network shall be entitled to cast one vote for each open seat in that network by returning a completed written ballot to CSDA either by first class mail or by electronic communication. The candidate receiving the most votes will be elected to the vacant seat with the longest remaining term. The candidate receiving the second highest number of votes will be elected to fill the vacant seat with the second longest remaining term. The candidate receiving the third highest number of votes will be elected to fill the vacant position with the third longest remaining term.

#### **B. Vacancy Outside of Nomination Period**

In the event of a vacancy occurring outside of the nomination period timeframe, at the discretion of the CSDA Board, the vacancy may be filled by appointment or special election. The CSDA Board at its discretion may leave a vacancy that occurs outside of the nomination period unfilled until the next regularly scheduled election.

Should the CSDA Board choose to fill the vacancy by appointment, notification of the vacancy and request for nominations shall be sent by regular mail or electronic communication to all regular members in good standing in the network in which the vacancy occurred. The network's existing directors sitting on the CSDA Board shall interview all interested candidates of that network and bring a recommendation to the CSDA Board of Directors for consideration. The Board shall make the appointment to fill the unexpired term of the vacated Board position.

Should the CSDA Board choose to fill the vacancy by special election, written notification of the vacancy and request for nominations shall be sent either by first class mail or electronically to each regular member in good standing in the network in which the vacancy occurred. Nominations will be accepted for the vacant seat by first class mail or by electronic communication and shall be placed on the written ballot for election in that network. Such election shall be conducted pursuant to the provisions of Article III, Section 4.A and B hereof.

#### **C. Vacancy During Nomination Period:**

In the event of a vacancy occurring during the nomination period, the vacancy shall be filled by election. Written notification of the vacancy and request for nominations shall be sent either by first class mail or electronically to each regular member in the network in which the vacancy occurred. Nominations will be accepted for the vacant seat by first class mail or by electronic communication and shall be placed on the written ballot for election in that network. Such election shall be conducted pursuant to the provisions of Article III, Section 4.A and B hereof.

**D.**

#### **Section 7. Director Disqualification:**

- A. A director shall become disqualified from further service on the Board of Directors or any committee upon the occurrence of any of the following:

**Commented [NM7]:** Based on edits to item "B" above, this provision is no longer necessary

1. A director's district is no longer a member of CSDA;
2. A director is no longer a board member or an employee of a member district;
3. A director is elected or appointed to the Board of Directors of the Special District Risk Management Authority (SDRMA) or
- 1.4. A director's resignation.

Any officer or director may resign at any time by giving written notice to the President or CEO. Any such resignation shall take effect at the date of the receipt of such notice or at any time specified therein.

- B. The position of a director may be declared vacant by a majority vote of the CSDA Board of Directors when a director is unexcused and fails to attend three consecutive meetings of the Board or has not completed the Board Member requirements and expectations as outlined in policy.

#### **Section 8. Powers of Directors:**

Subject to the limitations of these Bylaws, the Articles of Incorporation, and the California General Nonprofit Corporation Law, all corporate powers of the CSDA shall be exercised by or under the authority of the Board of Directors.

Directors shall serve without compensation. However, they shall be allowed reasonable reimbursement for pre-approved expenses incurred in the performance of their duties as Directors.

**Commented [MH8]:** This has been added to reflect current policy.

**Annual Report:** The Board of Directors shall cause an annual report to be sent to the members within 120 days after the end CSDA's fiscal year. That report shall contain the following information, in appropriate detail:

- The assets and liabilities of CSDA as of the end of the fiscal year;
- The principal changes in assets and liabilities;
- CSDA's revenue or receipts, both unrestricted and restricted to particular purposes;
- CSDA's expenses or disbursements for both general and restricted purposes.

The CSDA Annual Financial Audit shall serve as the Annual Report of CSDA.

**Commented [NM9]:** New provision based on CA Nonprofit Law

#### **Section 9. No Dual Directorships:**

During any period that CSDA is a participant in the Alliance Executive Council Memorandum of Understanding (MOU), the Board of Directors of CSDA shall appoint three (3) members of its board to serve as members of the Alliance Executive Council. No member of the Board of Directors of CSDA shall serve as a director on the board of SDRMA during the term of the MOU. In the event a director is elected to SDRMA, that director shall immediately be disqualified from further service on the Board of Directors of CSDA.

**Commented [NM10]:** New provision to reflect provision in SDRMA's JPA and current practice

## ARTICLE IV – DIRECTOR MEETINGS

### **Section 1. Place of Meetings:**

Meetings of the Board of Directors shall be held in the state of California, at such places as the Board may determine. [Directors may participate and have voting privileges remotely from other states and countries.](#)

### **Section 2. Ratification Meeting:**

Following the election of Directors, the Board shall hold a meeting at such time and place as determined by the Board for the purpose of ratifying the newly elected directors and to transact other business of CSDA.

### **Section 3. Organization Meeting:**

After the ratification meeting, an organizational meeting of the Board shall be held at such time and place as determined by the Board for the purpose of electing the officers of the Board of Directors and the transaction of other business of CSDA.

### **Section 4. Planning Session:**

As directed by the Board of Directors, a special Strategic Planning Meeting shall be held to review, evaluate, [and update](#) the plans, policies and activities related to the business interests of CSDA. [Timing and intervals of the Strategic Planning Meeting shall be determined by the Board of Directors.](#)

### **Section 5. Regular Meetings:**

The dates of the regular meetings of the Board of Directors shall be ratified at the last Board meeting of the previous year. The meetings shall be held at such time and place as the Board may determine. The dates and places of the Board meetings shall be published in the CSDA's publications for the benefit of the members.

### **Section 6. Special Meetings:**

A special meeting of the Board of Directors may be called [for any purpose](#) at any time by the President or by any group of 10 directors or as described in Article II, Section 6.B.

Such meetings may be held at any place designated by the Board of Directors. In the event directors are unable to personally attend the special meeting, teleconferencing means will be made available.

Notice of the time and place of special meetings shall be given personally to the directors, or sent by written or electronic communication. All written notices shall be sent at least ten days prior to the special meeting and electronic notices at least five days prior.

### **Section 7. [Board of Directors Meeting Quorum:](#)**

A quorum of the Board of Directors for the purpose of transacting business of the CSDA shall consist of ten directors. A majority vote among at least ten directors present at a duly noticed meeting shall constitute action of the Board of Directors.

**Section 8. Board Meetings by Telephone and Electronic Communications:**

Any Board meeting may be held by conference telephone, video screen communication or other electronic communications equipment. Participation in such a meeting under this Section shall constitute presence in person at the meeting if both of the following apply: (a) each Board member participating in the meeting can communicate concurrently with all other Board members; and (b) each member of the Board is provided a means of participating in all matters before the Board, including the capacity to propose or interpose an objection to a specific action to be taken by CSDA, and the capacity to vote on any proposal requiring action of the Board.

**Section 9. Official Records:**

All official records of the meetings of the CSDA shall be maintained at the principal business office of the CSDA [or on official CSDA electronic file server\(s\)](#).

**ARTICLE V – OFFICERS**

**Section 1. Number and Selection:**

The officers of CSDA shall be the President, Vice President, Secretary, Treasurer and the Immediate Past President. The officers shall be elected annually from the members of the Board of Directors without reference to networks. All officers shall be subordinate and responsible to the CSDA Board of Directors and shall serve without compensation.

Each [officer](#) shall hold office for the term of one year, or until resignation or disqualification.

The Board of Directors may appoint such other officers as the business of CSDA may require. Each of the appointed officers shall hold office for such period, have such authority, and perform such duties as are provided in these Bylaws or as the Board of Directors may determine.

## **Section 2. Duties of the President:**

The President shall be the chief officer of the CSDA and shall, subject to the approval of the Board of Directors, give supervision and direction to the business and affairs of CSDA.

The President shall preside at all Board of Director and membership meetings. The President shall be an ex-officio member of all Standing Committees. The President shall appoint committee chairs and vice-chairs and members of the Standing Committees, subject to confirmation by the Board of Directors.

The President shall have the general powers, duties and management usually vested in the office of the president of a corporation. The President shall have such other powers and duties as may be prescribed by these Bylaws or by the vote of the Board of Directors.

## **Section 3. Duties of the Vice President:**

In the absence of, or disability of the President, the Vice President shall perform all of the duties of the President. When so acting, the Vice President shall have all the powers of the President, and be subject to all the restrictions upon the President.

The Vice President shall be an ex-officio member of all of the Standing Committees.

## **Section 4. Duties of the Secretary:**

The Secretary or a designee appointed by the Board of Directors shall give notice of meetings to the Board of Directors, and notices of meetings to the members as provided by these Bylaws.

The Secretary or designee shall record and keep all motions and resolutions of the Board. A record of all meetings of the Board and of the members shall be maintained. All written records of the Secretary shall be kept at the business office of CSDA.

A list of the membership of CSDA shall be maintained by the Secretary or such designee. Such record shall contain the name, address and type of membership, of each member. The date of membership shall be recorded, and in the event the membership ceases, the date of termination.

The Secretary or designee shall perform such other duties as may be required by law, by these Bylaws, or by the Board of Directors.

## **Section 5. Duties of the Treasurer:**

The Treasurer or a designee appointed by the Board of Directors shall keep and maintain adequate and correct accounts of the properties and the business transactions of CSDA, including accounts of its assets, liabilities, receipts, disbursements, gains and losses. The books of account shall at all times be open to inspection by any director or member of the CSDA.

The Treasurer or designee shall be responsible to cause the deposit of all moneys of the CSDA, and other valuables in the name and to the credit of CSDA, with such depositories as may be designated by the Board of Directors.

The Treasurer or designee, shall disburse, or cause to be disbursed by persons as authorized by resolution of the Board of Directors, the funds of CSDA, as ordered by the Board of Directors.

The Treasurer or designee shall serve as chair of the CSDA Fiscal Committee. The Treasurer shall render to the President and the Board of Directors an account of all financial transactions and the financial condition of CSDA at each Board meeting and on an annual basis, or upon request of the Board.

The Treasurer or designee shall, after the close of the fiscal year of CSDA, cause an annual audit of the financial condition of CSDA to be done.

The Treasurer or such designee shall perform such other duties as may be required by law, by these Bylaws, or by the Board of Directors.

#### **Section 6. Disbursement of Funds:**

No funds shall be disbursed by CSDA unless a check, draft or other evidence of such disbursement has been executed on behalf of CSDA by persons authorized by resolution of the Board of Directors.

#### **Section 7. Removal of Officers:**

Officers of the Board may be removed with or without cause at any meeting of the Board of Directors by the affirmative vote of a majority of the Board of Directors present at such meeting.

### **ARTICLE VI – COMMITTEES**

#### **Section 1. Committee Structure:**

Each committee shall have a chair and a vice-chair who shall be directors of the Board of Directors. Each committee shall have at least two Board members and no more than nine Board members. Directors may be appointed as alternate members of a committee, in the event of an absent committee member.

Other members of any committee may include designees of regular, associate or Business Affiliate members.

#### **Section 2. Committee Actions:**

All actions of any committee of the CSDA shall be governed by and taken in accordance with the provisions of these Bylaws. All committees shall serve at the pleasure of the Board and

have such authority as provided by the Board of Directors. Minutes of each committee meeting shall be kept and each committee shall present a report to the Board of Directors at each scheduled Board meeting.

No committee may take any final action on any matter that, under these Bylaws, or under the California Nonprofit Public Benefit Corporation Law, also requires approval of the members of the CSDA.

All committees, regardless of Board resolution, are restricted from any of the following actions as imposed by the California Nonprofit Public Benefit Corporation Law:

- No committee may fill vacancies on the Board of Directors or on any committee that has authority of the Board, establish any other committees of the Board, or appoint the members of the committees of the Board.
- No committee may fix compensation of the directors for serving on the Board or on any committee, expend corporate funds to support a nominee for director, or approve any contract or transaction to which CSDA is a party and in which one or more of its directors has a material financial interest.
- No committee may amend or repeal Bylaws or adopt new Bylaws or amend or repeal any resolution of the Board that by its express terms is not subject to amendment or repeal.

### **Section 3. Committee Meetings:**

Meetings of the committees of CSDA shall be held in accordance with the provisions of these Bylaws. The time and place for regular meetings of such committees may be determined by the Board or by such committees. Special meetings of the committees may be called by the chair of such committee, or by the Board of Directors.

Written notice of any regular or special committee meeting may be given either personally, by first class mail, or by electronic transmission as specified in Article II, Section 6.C.2 of these Bylaws. Any committee meeting may also be held by conference telephone, [web conference](#) or other electronic communication equipment. Participation in such a meeting under this Section shall constitute presence in person at the committee meeting if both of the following apply: (a) each committee member participating in the meeting can communicate concurrently with all other committee members; and (b) each member of the committee is provided a means of participating in all matters before the committee, including the capacity to propose or interpose an objection to a specific action to be taken by that committee, and the capacity to vote on any proposal requiring action or recommendation by the committee.

### **Section 4. Standing Committees:**

Standing Committees of CSDA shall be advisory in nature except for the Finance Corporation (see Section 4D). The Standing Committees are: Executive, Professional Development, Elections and Bylaw, Finance Corporation, Fiscal, Legislative, Member Services and Audit.



The President shall recommend the appointment of committee officers and members of each Standing Committee except the Executive Committee. All committee members are subject to ratification by the Board of Directors.

**A. Executive Committee:**

The Executive Committee shall consist of all officers of CSDA:

Subject to these Bylaws and approval of the Board of Directors, the Executive Committee shall have full power, authority and responsibility for the operation and function of the CSDA.

**B. Professional Development Committee:**

The Professional Development Committee shall provide advice, feedback and general guidance for CSDA professional development programs and events.

**C. Election and Bylaws Committee:**

The Election and Bylaws Committee shall be responsible for conducting all elections for the CSDA Board of Directors as provided in these Bylaws. The Committee shall annually review the Bylaws and shall be responsible for membership vote on any bylaw changes and approval of election materials.

**D. Finance Corporation Committee:**

The Finance Corporation Committee shall serve as [ex officio members of](#) the Board of Directors of the CSDA Finance Corporation, a California non-profit public benefit corporation organized to provide financial assistance to CSDA members in acquiring, constructing and financing various public facilities and equipment for the use and benefit of the public. The Finance Corporation Committee is not an advisory committee, but [rather](#) has all of the powers described in the CSDA Finance Corporation Bylaws, which are incorporated herein by this reference. Such powers include the powers to manage and control the business affairs of the corporation, to approve policies for the corporation's operations, and to enter into all contracts necessary to provide financial assistance to CSDA members.

**E. Fiscal Committee:**

The Treasurer shall serve as the chair of the Fiscal Committee and shall, with the Committee, be responsible for oversight of all the financial transactions of the CSDA. An annual budget shall be reviewed by the committee and ratified by the Board of Directors.

**F. Legislative Committee:**

The Legislative Committee shall be responsible for the development of CSDA's legislative agenda [and advocacy priorities](#). The [Legislative](#) Committee shall review, direct and assist the CSDA Advocacy and Public Affairs Department with legislative and public policy issues.

**G. Member Services Committee:**

The Member Services Committee shall be responsible for recruitment and retention activities as well as recommendation of new members and benefits to the CSDA Board of Directors. All new members shall be ratified by the Board of Directors.

#### **H. Audit Committee:**

The Audit Committee is responsible for maintaining and updating internal controls. The Committee selects the Auditor for Board of Directors approval and provides guidance to the auditors on possible audit and fraud risks. The Committee reviews the audit and management letter and makes recommendation to the Board of Directors for action.

### **Section 5. Ad Hoc Committees:**

The President may appoint other Ad Hoc Committees and their officers as may be determined necessary for the proper operation of the CSDA. The Standing Committees and the Ad Hoc Committees shall plan and authorize such programs as may be directed by the Board of Directors.

The Ad Hoc Committees shall be advisory in nature and shall be composed of at least two members of the Board of Directors. Other members of such committees may include designees of regular, associate or professional members, or members of the public, as approved by the Board of Directors.

### **Section 6. Special Committee of the Board:**

A Special Committee may be granted authority of the Board as a Committee of the Board, as required by the California Nonprofit Public Benefit Corporation Law, provided by a specific resolution adopted by a majority of the Board of Directors then in office. In such case, the Special Committee shall be composed exclusively of two or more directors, but less than a quorum of the Board of Directors.

## **ARTICLE VII – INDEMNIFICATION**

### **Section 1. Right of Indemnity:**

To the fullest extent permitted by law, the CSDA shall defend, indemnify and hold harmless both its past and present directors, officers, employees and other persons described in Section 5238(a) of the California Corporations Code, against any and all actions, expenses, fines, judgments, claims, liabilities, settlements and other amounts reasonably incurred by them in connection with any “proceeding”, as that term is used in the Section 5238(a) of the California Corporations Code.

“Expenses”, as used in these Bylaws, shall have the same meaning as in Section 5238(a) of the California Corporations Code.

### **Section 2. Approval of Indemnity:**

On written request to the Board by any person seeking indemnification under Section 5238(b) or Section 5238(c) of the California Corporations Code, the Board shall promptly determine under Section 5238(e) of the California Corporations code whether the applicable standard of conduct

set forth in Section 5238(b) or Section 5238(c) has been met, and if so, the Board shall authorize indemnification.

If the Board cannot authorize indemnification because the number of directors who are parties to the proceeding with respect to which indemnification is sought prevents the formation of a quorum of directors who are not parties to that proceeding, the Board shall promptly call a meeting of the members.

At the request for indemnification meeting, the members shall determine under Section 5238(e) of the California Corporations Code whether the applicable standard or conduct set forth in Section 5238(b) or Section 5238(c) has been met, and, if so, the members present at the meeting in person or by proxy shall authorize indemnification.

### **Section 3. Insurance:**

CSDA shall have the right to purchase and maintain insurance to the full extent permitted by law, on behalf of its officers, directors, employees, and agents, against any liability asserted against or incurred by any officer, director, employee or agent in such capacity, or arising out of the officer's, director's, employee's, or agent's status as such.

### **Section 4. Liability:**

No member, individual, director, or staff member of the CSDA shall be personally liable to the CSDA's creditors, or for any indebtedness or liability. Any and all creditors shall look only to the CSDA's assets for payment.

## **ARTICLE VIII – AFFILIATED CHAPTERS**

### **Section 1. Purpose:**

The purpose of affiliated chapters is to provide local forums of members for the discussion, consideration and interchange of ideas concerning matters relating to the purposes and powers of special districts and the CSDA.

The affiliated chapters may meet to discuss issues bearing upon special districts and the CSDA. The chapters may make recommendations to the CSDA's Board of Directors.

### **Section 2. Organization:**

The regular voting members of CSDA are encouraged to create and establish affiliated chapters. In order to be recognized as a CSDA Chapter, each Chapter must approve and execute a Chapter Affiliation Agreement in order to obtain the right to use the CSDA name, logo, membership mailing list, intellectual property, endorsements, and CSDA staff support and technical assistance in conducting Chapter activities. The terms and conditions of the Chapter Affiliation Agreement are incorporated herein by this reference.

Each chapter formed prior to August 1, 2011 must have at least one CSDA member in their membership at all times, [including but not limited to the following chapters](#): Alameda, Butte, Contra Costa, Kern, Marin, Monterey, Orange (ISDOC), Placer, Sacramento, San Bernardino, San Diego, San Luis Obispo, San Mateo, Santa Barbara, Santa Clara and Ventura. Such existing chapters may include as members: local organizations [and businesses](#), districts and professionals who are not members of CSDA.

New chapters formed after August 1, 2011, are required to have 100 percent of their special district members [as](#) current members of CSDA in order to be a chapter affiliate of CSDA. Such chapters may include [as](#) members: local organizations/[businesses](#) and professionals who are not members of CSDA.

Affiliated chapters shall be determined upon approval and execution of the Chapter Affiliation Agreement by the chapter and approval and ratification of the Chapter Affiliation Agreement by the CSDA Board of Directors. The chapters shall be required to provide updated membership lists to the CSDA at least annually [or upon request by the President or CEO](#).

[No partnership or joint venture shall be established between](#) CSDA and its affiliated chapters by reason of the provisions of these Bylaws or the Chapter Affiliation Agreement.

### **Section 3. Rules, Regulations and Meetings:**

Each affiliated chapter shall adopt such rules and regulations, meeting place and times as the membership of such affiliated chapter may decide by majority vote. Rules and regulations of the affiliated chapter shall not be inconsistent with the Articles of Incorporation or Bylaws of CSDA.

### **Section 4. Financing of Affiliated Chapters:**

No part of CSDA's funds shall be used for the operation of the affiliate chapters. CSDA is not responsible for the debts, obligations, acts or omissions of the affiliate chapters.

### **Section 5. Legislative Program Participation:**

Affiliate chapters may function as a forum [regarding](#) federal, state and local legislative issues. The chapters may assist CSDA in the distribution of information to their members.

## **ARTICLE IX – AMENDMENTS TO THE BYLAWS**

### **Section 1. Amendment Proposals:**

Any regular voting member in good standing may propose changes to these Bylaws. The proposed amendments shall be reviewed by the Board of Directors and submitted to the Election and Bylaws Committee for their study.

After examination by the Election and Bylaws Committee and upon approval by the Board of Directors the amendment proposals may be submitted for vote at the Annual Business meeting of the members held by CSDA, at a specially called meeting, or by mail or electronic ballot.

### **Section 2. Amendment Membership Meeting:**

Prior notice in writing of the proposed amendments to these Bylaws shall be given either by first class mail or by electronic transmission by the Board of Directors to the regular voting members

in good standing, not later than 45 days in advance of the amendment meeting pursuant to the provisions of Article II, Section 6.C of these Bylaws. The electronic notice shall include copies of the proposed amendments.

Electronic copies of the proposed amendments shall also be available on the CSDA website for review by the regular voting members prior to the meeting. Copies of the proposed amendments shall also be available for the regular voting members at the amendment membership meeting.

The amendment membership meeting may be conducted as an electronic meeting pursuant to the provisions of Article II, Section 6.D of these Bylaws.

### **Section 3. Written Bylaw Amendment Ballot:**

The Board of Directors of CSDA may submit Bylaw amendments for approval of regular voting members by mail or electronic ballot rather than by means of an amendment membership meeting.

When a written ballot is used to amend these Bylaws, the ballot shall include the text of all proposed Bylaw amendments the Board of Directors intends to present for vote by the members. Such written ballot shall contain the information specified in Article II, Section 6.F of these Bylaws and shall be distributed to regular voting members either by first class mail or by electronic transmission at least 45 days in advance of the date designated for return of the ballot.

Written ballots shall be returned either by first class mail or by electronic communication to either the principal business address of CSDA or CSDA's designated electronic format specified on the ballot prior to the close of business (5:00 pm) on the designated election date. Written ballots received either by first class mail or electronic communication after the specified date shall not be counted and will be deemed invalid.

### **Section 4. Bylaw Amendment Ratification:**

#### **A. Membership Meeting:**

The proposed Bylaw amendments shall be deemed adopted by the members when the number of votes cast by regular voting members present at such membership meeting meets or exceeds the required quorum of 25 regular voting members, and the number of votes cast approving the Bylaw amendments constitutes a majority of votes cast, i.e., 50% plus one of regular voting members casting ballots at such meeting.

#### **B. Mail or Electronic Ballot:**

The proposed Bylaw amendment/s shall be deemed adopted by a majority of the regular voting members by mail or electronic ballot when the provisions of Article II, Section 6.H of these Bylaws have been satisfied.

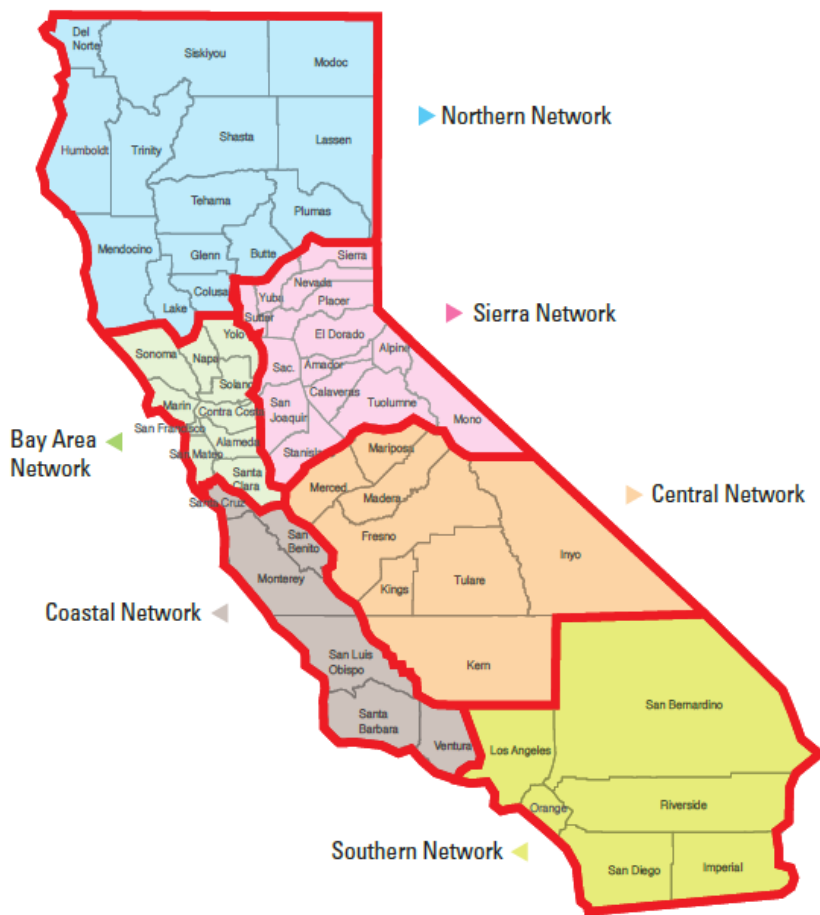
**EXHIBIT A**

**Updated November 1, 2019**



California Special Districts Association

## DISTRICT NETWORKS





**ACTION  
ITEM**

**2A**

**Date:** October 20, 2021

**To:** The Honorable Board of Directors

**From:** Shivaji Deshmukh, General Manager

**Committee:**

**Executive Contact:** Christiana Daisy, Deputy General Manager

**Subject:** Chino Basin Program (Proposition 1 Water Storage Investment Program)

---

**Executive Summary:**

In July 2018, the California Water Commission (CWC) approved conditional funding for the Chino Basin Program (CBP) of \$206.9 million, and in 2021, IEUA received additional Proposition 1 Water Storage Investment Program (WSIP) funds with a current total of \$212 million. CBP addresses local, regional, and statewide water resources management issues through strategic partnerships, creative water exchanges, and deployment of new critical infrastructure. CBP consists of 15,000 acre-feet per year of advanced water purification facilities, injection wells, extraction wells, and water distribution improvements.

As required by WSIP Regulations Section 6013(f)(2), IEUA has completed the feasibility study and the draft environmental documentation will be made available for public review. To remain eligible for funding, IEUA must also provide the CWC with a letter of commitment for not less than 75-percent of the non-public benefit cost shares of the CBP. Letters of Interest from potential participating/partnering agencies for the CBP's water supply reliability have been received, as well as a Letter of Intent from the Metropolitan Water District of Southern California. IEUA will levy future wastewater rates for the CBP's wastewater compliance portion.

---

**Staff's Recommendation:**

Staff recommends that the Board authorize the General Manager to submit a letter to the Department of Water Resources that meets the requirements of Section 6013(f)(2)(C) of the California Code of Regulations in relation to the Water Storage Investment Program for a commitment of not less than 75-percent of the non-public cost shares for the Chino Basin Program, subject to non-substantive changes.

---

**Budget Impact** *Budgeted (Y/N):* Y *Amendment (Y/N):* N *Amount for Requested Approval:*

*Account/Project Name:*

PL19005 - Chino Basin Program

*Fiscal Impact (explain if not budgeted):*

No impact. There is sufficient budget in PL19005 to continue working on the preliminary efforts.

---

**Prior Board Action:**

On November 7, 2018, IEUA's Board of Directors established a project budget of \$6.3M for the Chino Basin Program.

On March 20, 2019, IEUA's Board of Directors approved a budget of \$15M for the Chino Basin Program.

---

**Environmental Determination:**

Not Applicable

Staff is preparing the CBP Program Environmental Impact Report (PEIR) as the Lead Agency. The Notice of Preparation (NOP) was published on September 15, 2021, the comment period ended on October 15, 2021.

---

**Business Goal:**

The Chino Basin Program supports IEUA's business goal of Water Reliability, by implementing an integrated water resources management plan that provides the region with reliable and cost-effective water supply and promotes sustainable water use.

---

**Attachments:**

- Attachment 1 - Presentation
- Attachment 2 - Letters of Interest
- Attachment 3 - Letter of Intent from MWD
- Attachment 4 - Letter from CDFW
- Attachment 5 - Draft Letter from IEUA to the DWR



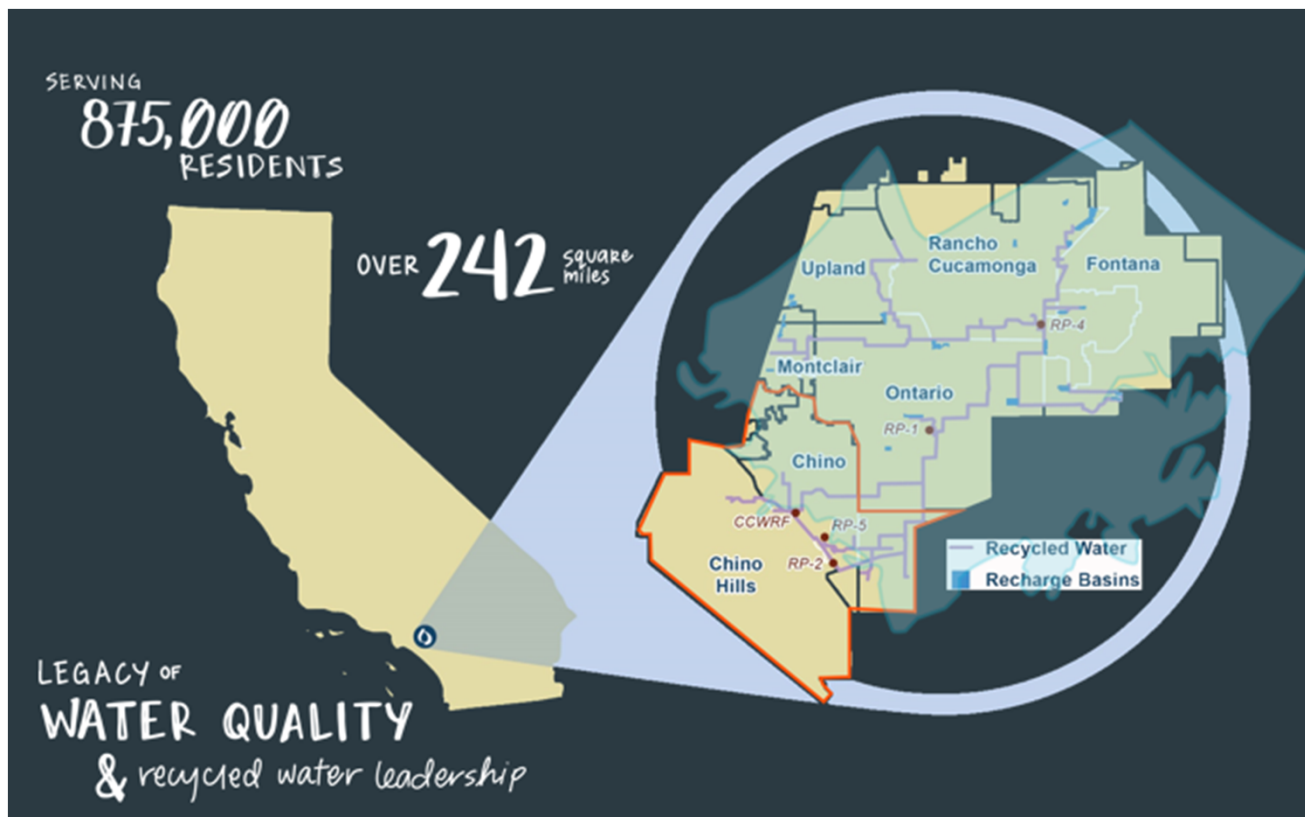
# Chino Basin Program Water Storage Investment Program

Sylvie Lee

Manager of Strategic Planning & Resources

October 2021

# Background | Local Challenges



## Imported water from Metropolitan is 30% of water supplies

- State Water Project constrained area
- 2022 forecast: 0% allocation
- Subject to environmental flow restrictions

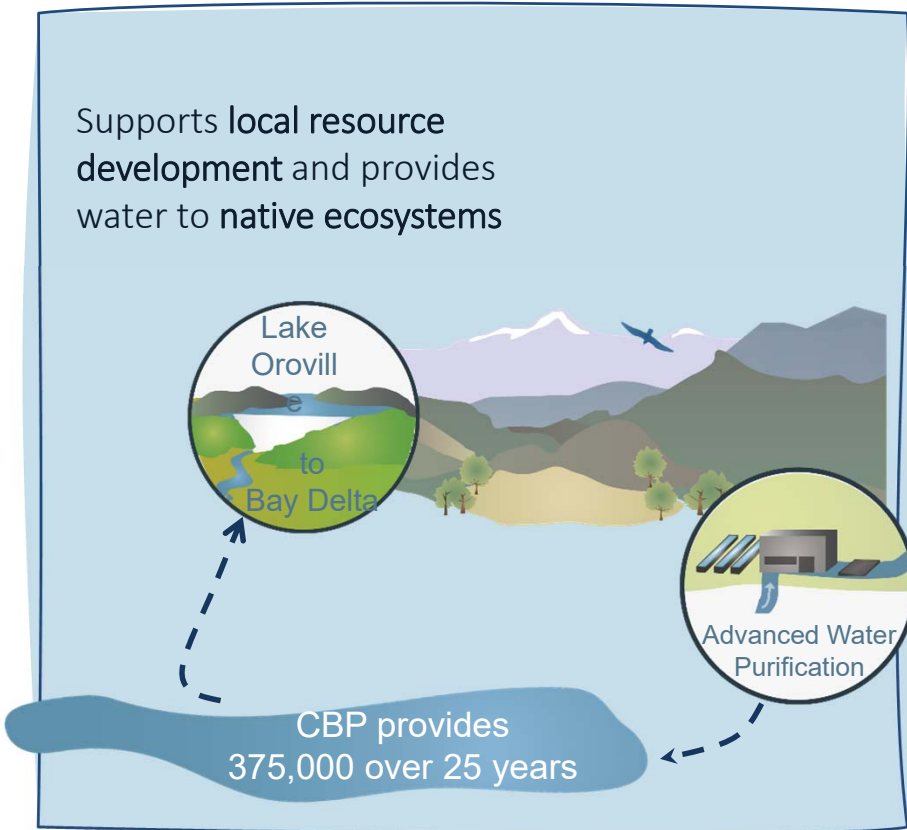
## Local need for Advance Water Purification Facilities (AWPF)

- Wastewater permit compliance by 2030
- Meet Basin Plan commitments
- Opportunity to build infrastructure for future Direct Potable Reuse



# CBP | WSIP Overview

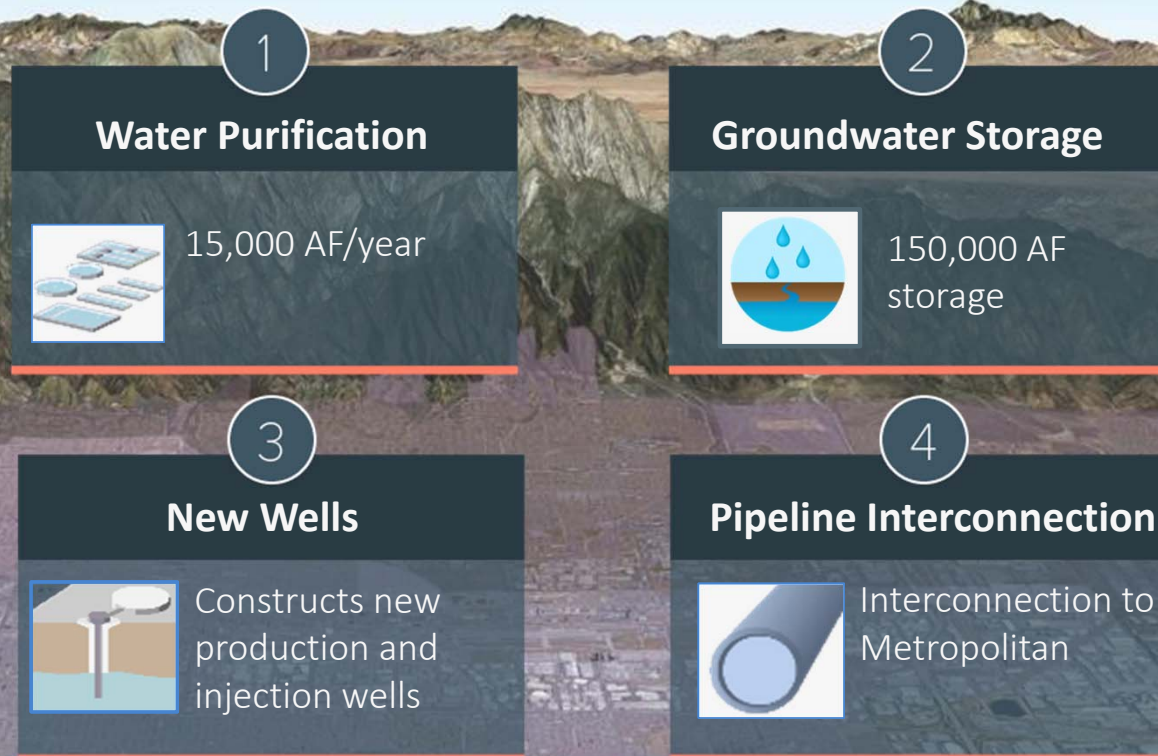
## *North of Delta*



- \$212 Million WSIP funding for the CBP is based on providing pulse flows from the State Water Project to the Bay Delta to support habitat
- Program Components:
  - 375,000 AF over 25 years
  - Maximum 50,000 AF per call year
- IEUA's State Water Project Contract Partner:  
Metropolitan Water District of Southern California (Metropolitan)

# CBP | WSIP Overview

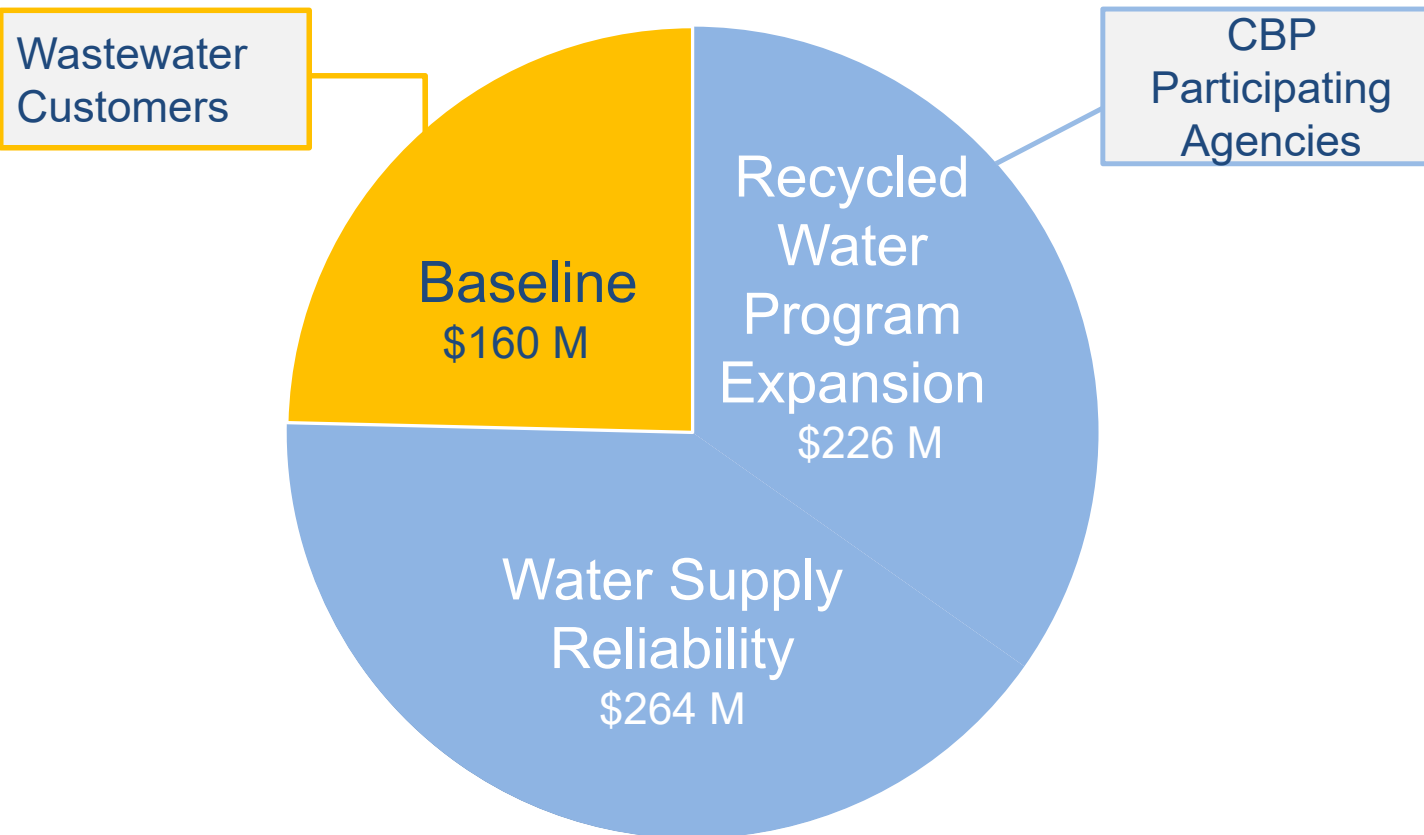
## *South of Delta Facilities*



**\$650 million** (2019\$) capital investment | **\$212.1 million** WSIP Conditional Funding

# CBP| WSIP Alternatives

## Cost Allocation



Investments in recycled water program and water reliability include \$212M WSIP funding. Actual cost to participating agencies is \$278 M



# Rate Impacts

*Net Present Value (2021\$)*

Take Capacity (AF/year) Water Supply (AF/year) Full Costs Start Year	Baseline  FYE 2031	CBP 40,000 12,000 FYE 2029	
Wastewater Rate	\$4.75/EDU	\$4.70/EDU	Wastewater Customers
Participating Agency Cost			Participating Agencies Only
Capacity Purchase Cost [30 Years]	-	\$470/AF	
Water Supply Cost	-	\$1,300/AF	

# Proposed Action

Direction to staff to provide a letter of commitment for local cost share to the California Water Commission for the CBP capital infrastructure by setting future rates and through participating agency agreements

- Assumption:
  - Wastewater permit compliance and Basin Plan commitment paid by future EDU rates
  - Water supply reliability costs paid by Participating Agencies

**IEUA commitment is needed for the project to remain eligible for WSIP funding**

# Impact of Proposed Action

## Maintain eligibility for WSIP Funding:

- Request California Water Commission for feasibility determination in Nov/Dec 2021
- Continue to use \$8.9 M Early Funding (\$5.5 M used to date)
- Continue pursuit of additional State and Federal funding for the CBP
- Continue to work with Participating Agencies, Partners and Resource Agencies to develop agreements


## The WSIP funding will not be pursued:

- Continue AWPf design for baseline compliance by 2030
- Release the WSIP conditional award of \$212 million
- Pause discussions on external supplies until new funding sources are identified

## Recommendation

- Staff recommends that the Board authorize the General Manager to submit a letter to the Department of Water Resources that meets the requirements of Section 6013(f)(2)(C) of the California Code of Regulations in relation to the Water Storage Investment Program for a commitment of not less than 75-percent of the non-public cost shares for the Chino Basin Program, subject to non-substantive changes.

*The Chino Basin Program supports IEUA's business goal of Water Reliability by implementing an integrated water resources management plan that provides the region with reliable and cost-effective water supply and promotes sustainable water use.*



October 14, 2021

Shivaji Deshmukh  
Inland Empire Utilities Agency  
6075 Kimball Ave  
Chino, CA 91709

Dear Mr. Deshmukh:

The Cucamonga Valley Water District (CVWD), the Fontana Water Company (FWC) and the Jurupa Community Services District (JCSD), collectively referred to as the Participating Agencies, would like to pursue collaborative efforts toward the development of the Inland Empire Utilities Agency's (IEUA) Chino Basin Program (CBP). The IEUA, CVWD, FWC and JCSD have collaborated on previous projects and agreements involving water supplies and continue to seek new opportunities to help maximize the availability and beneficial use of limited water supplies.

IEUA was awarded conditional funding for the CBP in the amount of \$212 million as part of the Proposition 1 Water Storage Investment Program (WSIP). The objective of the CBP is to produce up to 15,000 acre-feet per year of advanced purified water from a new advanced water purification facility (AWPF) facility to be located at IEUA's Regional Recycling Plant No. 4. To provide flexibility in managing the new AWPF supplies, the CBP also includes groundwater injection wells, extraction wells, a potable water distribution system, and an interconnection to the Metropolitan Water District of Southern California's (Metropolitan) distribution. These facilities will comprise one or more projects within the CBP.

In return for receiving WSIP funding, the CBP facilities would produce and distribute new water supplies to offset State Water Project (SWP) supplies in Lake Oroville that would otherwise be delivered to the Metropolitan Water District of Southern California (Metropolitan). Over the past ten years, SWP has been impacted by state-wide drought conditions and the Participating Agencies, who are primarily located in areas that exclusively receive only SWP supply within Metropolitan's service area, are interested in partnering with Metropolitan on solution driven programs like the CBP to increase local flexibility and support long-term reliability of imported water supplies. Metropolitan recognizes the benefits of the CBP and is prepared to facilitate the SWP exchange. The CBP would facilitate a total exchange of 375,000 acre-feet of water over 25 years for the California Department of Fish and Wildlife to manage for the purpose of improving habitat for native fish populations in the Bay-Delta watershed.

During the 25 years, the facilities can be used by IEUA and Participating Agencies when not needed to meet the WSIP commitment. The facilities would be available to meet IEUA and local participating agencies needs after the 25-year WSIP commitment, in perpetuity.



The Participating Agencies believe that by maximizing the use of available recycled water, the proposed CBP facilities provide significant opportunities to improve the reliability and resiliency of local water supplies while providing needed capability to comply with salt management water quality requirements in the Chino Basin for the foreseeable future.

The Participating Agencies are interested in the development of potable water infrastructure capacity of up to 50,000 acre-feet and securing 15,000 acre-feet of water supplies from the CBP, conditioned upon final CBP authorization and pursuant to the terms of the Final Agreement. To advance development of the Final Agreement, including financial and operational commitments, the Participating Agencies will work with IEUA in further refinement of the CBP by collaborating and providing staff resources in continuing planning efforts.

If approved by IEUA's Board of Directors, the CBP will also include an agreement with Metropolitan including terms and performance requirements for completing the WSIP water exchange commitment. These terms and performance requirements will, in turn, inform the necessary local performance terms for the Participating Agencies.

This letter of interest represents a statement of general intent and shall not be binding to any Party. No Party shall have any obligation to enter into the Final Agreement, and no course of conduct of the Parties shall evidence any binding obligations.

CVWD, FWC and JCSD are pleased to submit this Letter of Interest in participating with IEUA on development of the CBP. We look forward to continuing our long history of cooperation and collaboration as we work toward opportunities that will benefit the entire Chino Basin.

Sincerely,



John Bosler  
General Manager  
Cucamonga Valley Water District



Josh Swift  
Vice President and General  
Manager  
Fontana Water Company



Chris Berch  
General Manager  
Jurupa Community Water District



BOARD OF DIRECTORS

Brian Bowcock  
David D. De Jesus  
Carlos Goytia  
Bob Kuhn  
Jody Roberto  
Danielle Soto  
Mike Ti

GENERAL MANAGER/CHIEF ENGINEER  
Matthew H. Litchfield, P.E.

September 30, 2021

Mr. Shivaji Deshmukh, P.E.  
General Manager  
Inland Empire Utilities Agency  
6075 Kimball Ave.  
Chino, CA 91709

**RE: Chino Basin Program/Water Storage Investment Program – Letter of Interest**

Dear Mr. Deshmukh:

Three Valleys Municipal Water District (“TVMWD”) would like to continue to participate in the development of the Inland Empire Utilities Agency’s (“IEUA”) Chino Basin Program/Water Storage Investment Program (“CBP”). Maximizing the use of recycled water locally while improving habitat for native fish populations in the Bay-Delta watershed, will provide significant opportunities to improve the reliability and resiliency of local water supplies. Given the \$212 million grant your agency has received, much of the necessary funding has been secured to construct the infrastructure that can put to beneficial use thousands of acre-feet annually that are once lost to the watershed. For these reasons, TVMWD is interested in participating in the development of the CBP.

As the final project is still in development, and costs are not yet fully understood, at this point we cannot commit to any specific financial participation. However, once the details of the project are better understood and costs near final development, TVMWD will be in a better position to provide your agency with our final decision regarding our participation in the project and potential terms to be included in a final agreement with IEUA

If you have any questions, please contact me at (909) 621-5568 or by email at [mlitchfield@tvmwd.com](mailto:mlitchfield@tvmwd.com).

Sincerely,

Matthew H. Litchfield, P.E.  
General Manager/Chief Engineer


# THE CITY OF POMONA

Water and Wastewater Operations

September 28, 2021

(VIA E-MAIL)

Shivaji Deshmukh  
Inland Empire Utilities Agency  
6075 Kimball Ave  
Chino, CA 91709



Dear Mr. Deshmukh:

The City of Pomona would like to participate in the development of the Inland Empire Utilities Agency's (IEUA) Chino Basin Program (CBP). Maximizing the use of recycled water, which the proposed CBP facilities are planned to achieve, will provide significant opportunities to improve the reliability and resiliency of local water supplies while providing needed capability to comply with salt management water quality requirements in the Chino Basin for the foreseeable future. Given the \$212 million grant your agency has received, much of the necessary funding has been secured to construct the infrastructure that can put to beneficial use thousands of acre-feet annually that are once lost to the basin. For these reasons, the City is interested in participating in the development of the CBP.

As the final project is still in development, and costs are not yet fully understood, at this point we cannot commit to any specific financial participation. However, once the details of the project are better understood and costs near final development, the City will be in a better position to provide your agency with our final decision regarding our participation in the project and potential terms to be included in a final agreement with IEUA.

If you have any questions please contact me at (909) 802-7412, or e-mail me at [chris\\_diggs@ci.pomona.ca.us](mailto:chris_diggs@ci.pomona.ca.us).

Sincerely,

Chris Diggs  
Water Resources Director





THE METROPOLITAN WATER DISTRICT  
OF SOUTHERN CALIFORNIA

Office of the General Manager

May 24, 2021

Shivaji Deshmukh, P.E.  
General Manager  
Inland Empire Utilities Agency  
6075 Kimball Avenue  
Chino, CA 91708

Dear Shivaji Deshmukh, P.E.:

Letter of Intent to Collaborate on the Inland Empire Utilities Agency's  
Water Storage and Investment Program Application to the California Water Commission

The Inland Empire Utilities Agency (IEUA) submitted an environmental water exchange program in response to California Water Commission's (CWC) Water Storage Investment Program (WSIP) solicitation. CWC selected the application for further development. Over the past two years, Metropolitan Water District of Southern California (Metropolitan) has worked with IEUA as a potential State Water Project Contractor, to refine the approach and operational requirements of the WSIP and create a mutually beneficial program with local, regional and statewide value. This Letter of Intent to Collaborate documents Metropolitan's commitment to these efforts.

Accordingly, Metropolitan intends to continue working collaboratively and proactively with IEUA to:

- Develop viable operating terms and conditions that ensure the WSIP environmental water exchange will not negatively impact the water supply or system operations of the State Water Project, Metropolitan, its member agencies, or other State Water Contractors;
- Develop an agreement with the State and other necessary parties to facilitate the developed exchange of State Water Project water;
- Identify and develop program capital facilities and operations needed to deliver exchange water to Metropolitan's system;
- Engage with stakeholders as necessary to represent Metropolitan's and IEUA's mutual interest in the program;
- Support future efforts by IEUA to obtain federal funding to offset program costs; and,
- Explore opportunities for additional regional benefits including future opportunities for long-term storage programs in the Chino Basin.

A handwritten signature in black ink, appearing to read "Jeff Kightlinger".

Jeffrey Kightlinger  
General Manager  
Metropolitan Water District of Southern California



State of California – Natural Resources Agency  
DEPARTMENT OF FISH AND WILDLIFE  
Director's Office  
P.O. Box 944209  
Sacramento, CA 94244-2090  
[www.wildlife.ca.gov](http://www.wildlife.ca.gov)

**GAVIN NEWSOM, Governor**  
**CHARLTON H. BONHAM, Director**



August 24, 2021

Sylvie Lee  
Manager of Strategic Planning & Resources  
Inland Empire Utilities Agency (IEUA)  
[slee@ieua.org]

**Subject: Response to *Potential Agreement Points for DFW-IEUA Public Benefits Contract***

Dear Ms. Lee:

The California Department of Fish and Wildlife (CDFW), is submitting this letter in response to your email dated July 29, 2021, containing an attached document entitled *Potential Agreement Points for DFW – IEUA Public Benefits Contract* for IEUA's Chino Basin Conjunctive Use Environmental Water Storage/Exchange Program (Chino Basin). In an effort to help IEUA provide clarification to its member agencies, CDFW is providing the following details regarding CDFW's current understanding of IEUA's ecosystem benefit commitments under the Water Storage Investment Program (WSIP). The potential points of agreement discussed below may be used to help establish the future ecosystem public benefits contract between CDFW and IEUA. However, this letter is not intended to be legally binding and does not constitute a binding contractual agreement. CDFW does not make any guarantee of, or commitment to, future project approval, funding, or contracting based on this document and reserves the right to comment and provide feedback on future environmental and planning documents.

For purposes of clarification around potential points of agreement, CDFW's current understanding of the project is that:

- IEUA will provide a total of 375 thousand acre-feet (TAF) of water to serve as pulse flows from Lake Oroville to the Feather River. CDFW recognizes that it is IEUA's intent to provide the total volume of 375 TAF of water within a period of 25-years. However, if the full volume of water is not provided within the 25-year period, IEUA will remain contractually obligated to provide the remaining volume of water, until such time as the full contracted volume of 375 TAF of water has been met. Once the full volume of water has been provided, IEUA will assume all rights to all future supplies developed by Chino Basin Program facilities.
- IEUA will dedicate storage capacity of 100 TAF in the Chino Basin and facilitate exchanges with Metropolitan Water District of Southern California to provide for maximum annual pulse flows of up to 40 TAF of water.
- The Department of Water Resources (DWR) will develop and implement an annual forecast procedure to determine the potential volume of pulse flows that


*Conserving California's Wildlife Since 1870*

Sylvie Lee, Manager of Strategic Planning & Resources  
Inland Empire Utilities Agency (IEUA)  
August 24, 2021  
Page 2

can be accommodated by the State Water Project (SWP) without significant risk of impacts to other SWP operations. Based on preliminary analysis conducted by DWR, the annual forecast procedure is expected to significantly limit pulse flow operations in extremely dry conditions, including most critically dry years as measured by the Sacramento River Index. However, should DWR's forecast indicate that water is available for a pulse flow exchange in a critically dry year, CDFW reserves the right to call for a pulse flow exchange.

CDFW welcomes further discussion on these, and additional, potential points of agreement and remains committed to assisting IEUA in its efforts to work towards finalizing the ecosystem public benefits contract for Chino Basin.

Sincerely,

DocuSigned by:  
  
5B05BADFCDB14AF...



6075 Kimball Avenue • Chino, CA 91708  
P.O. Box 9020 • Chino Hills, CA 91709  
TEL (909) 993-1600 • FAX (909) 993-1985  
[www.ieua.org](http://www.ieua.org)

October 20, 2021

Ms. Karla Nemeth  
Director, California Department of Water Resources  
P.O. Box 942836, Room 1115-1  
Sacramento, CA 94236-0001

Subject: Chino Basin Program Letter of Commitment for Non-public Benefit Costs

Dear Director Nemeth,

In July 2018, the California Water Commission (CWC) approved \$206.9 million in conditional funding from the Proposition 1 Water Storage Investment Program (WSIP) for the Inland Empire Utilities Agency's (IEUA) Chino Basin Program (CBP). In 2021, IEUA received additional WSIP funds with a current conditional award amount of \$212,072,500. WSIP Regulations Section 6013(f)(2) states that all projects must meet statutory requirements to remain eligible for funding and show continued progress. This letter confirms IEUA's commitment to meet this requirement and fund the non-public benefit cost shares of the CBP, pursuant to Water Code section 79757(a)(3).

The CBP is an innovative approach to addressing local, regional, and statewide water resources management issues through strategic partnerships, creative water exchanges, and deployment of new critical infrastructure. The CBP promotes proactive investment in managing the water quality of recycled water and groundwater in the Chino Basin. The CBP also meets regional water supply reliability needs in the face of climate change, while leveraging California's interregional plumbing system.

The CBP consists of advanced water treatment facilities, injection wells, extraction wells, and water distribution system improvements that would collectively treat and store up to 15,000 acre-feet per year of recycled water in the Chino Basin, creating a new local water supply to be online in 2028. These facilities would also connect to the Metropolitan Water District of Southern California (Metropolitan) water distribution system to allow for a portion of the water supply developed by the CBP to be delivered to Metropolitan. The CBP water will offset State Water Project (SWP) Table A water supplies that would instead be released from Lake Oroville to create pulse flows in the Feather River for ecosystem benefits, of which IEUA and the California Department of Fish and Wildlife (CDFW) have been working towards potential points of agreement, as reflected in the CDFW letter included herein. As a SWP Contractor, Metropolitan is a vital partner and would serve as a fundamental party in completing the proposed water exchange between supplies stored locally in the Chino Basin and SWP supplies

### ***Water Smart - Thinking in Terms of Tomorrow***

**Jasmin A. Hall**  
President

**Michael E. Camacho**  
Vice President

**Steven J. Elie**  
Secretary/Treasurer

**Paul Hofer**  
Director

**Marco Tule**  
Director

**Shivaji Deshmukh**  
General Manager

stored in Lake Oroville. A letter of support from Metropolitan is also included herein. In addition, the CBP will provide emergency response and water quality benefits, along with other non-public benefits.

IEUA will continue to pursue additional WSIP funding if it becomes available, as well as other State and Federal funding opportunities to offset remaining capital costs. The remaining balance of capital and operating costs will be financed by IEUA with cost recovery through 1) IEUA wastewater rates under the Chino Basin Regional Sewage Service Contract which includes the following contracting agencies: the cities of Chino, Chino Hills, Fontana, Montclair, Ontario, Upland, and Cucamonga Valley Water District in the city of Rancho Cucamonga, and 2) agreements with local participating agencies that will use a portion of CBP water supplies in lieu of water deliveries from Metropolitan. CBP costs will be included in IEUA's annual budget and capital financing plan.

IEUA is committed to the success of the CBP and looks forward to continued coordination and collaboration with the California Department of Water Resources and the CWC. If you would like additional information or have any questions about the CBP, please contact Sylvie Lee, the CBP Program Manager, at (909) 993-1646 or [SLee@ieua.org](mailto:SLee@ieua.org).

Sincerely,

Inland Empire Utilities Agency

---

Shivaji Deshmukh, P.E.  
General Manager

**ACTION  
ITEM**

**2B**

**Date:** October 20, 2021

**To:** The Honorable Board of Directors

**Committee:** Finance & Administration

*ADD*  
**From:** Shivaji Deshmukh, General Manager

10/13/21

**Executive Contact:** Christina Valencia, Executive Manager of Finance & Administration/AGM

**Subject:** Total Project Budget Amendment

---

**Executive Summary:**

On June 16, 2021, the Board adopted the Ten-Year Capital Improvement Plan (TYCIP) for FYs 2022 - 2031 which is consistent with the Agency's long term planning documents and the Board adopted 2016 IEUA Business Goals.

After the adoption of the TYCIP and the accumulated expenses through FY 2020/21, the projections in the total project cost have changed. Pursuant to Fiscal Ordinance section 102, total project budgets need to be amended to reflect those changes.

The amendments to the total project budget will have no fiscal impact in the annual appropriation for the adopted FY's 2021/22 and 2022/23 budget. The proposed total project budget has been determined in collaboration with the project managers of each project. The total project budget adjustments include 29 projects. The RP-5 expansion projects represent 80 percent of the total project adjustment. The RP-5 expansion project increase is consistent with the budget presented to the Board of Directors which was approved with the construction contract award in July 2020. Staff recommends a Total Project Budget amendment in the amount of \$136,103,248 increasing the total project budget from \$455,314,824 to \$591,418,072.

---

**Staff's Recommendation:**

1. Amend the Total Project Budget for 29 projects in the amount of \$136,103,248, increasing the total project budget from 455,314,824 to 591,418,072 in the following funds: Administrative Service (GG) Fund \$271,213, Non Reclaimable Wastewater (NC) Fund \$3,173,988, Recycled Water (WC) Fund \$1,689,068, Regional Wastewater Operations and Maintenance (RO) Fund \$21,311,936 and Regional Wastewater Capital (RC) Fund \$109,657,043.

---

**Budget Impact** Budgeted (Y/N): N Amendment (Y/N): Y Amount for Requested Approval: \$ 136,103,248

Account/Project Name:

*Fiscal Impact (explain if not budgeted):*

If approved, the Total Project Budget amendment will increase the total project budget in the amount of \$136,103,248, but will have no fiscal impact in the annual appropriation for the adopted FY's 2021/22 and 2022/23 budget.

**Prior Board Action:**

On June 16, 2021, the Board of Directors approved the Agency's biennial budget for FYs 2021/22 and 2022/23.

---

**Environmental Determination:**

Not Applicable

---

**Business Goal:**

The FYs 2021/22 and 2022/23 Biennial Operating Budget and the FYs 2022 - 2031 TYCIP continue to demonstrate the IEUA Board and staff's steadfastness to deliver reliable, high quality, essential services to its customers in a regionally planned and cost-effective manner, consistent with the IEUA Business Goals of fiscal responsibility, work environment, water reliability, and wastewater management.

---

**Attachments:**

Attachment 1 - Background  
Attachment 2 - PowerPoint



## Background

Subject: Total Project Budget Amendment

After the adoption of the TYCIP and the accumulated expenses through FY 2020/21, the projections in the total project cost have changed. Pursuant to Fiscal Ordinance section 102, total project budgets need to be amended to reflect those changes.

The amendments to the total project budget have no fiscal impact in the annual appropriation for the adopted FY's 2021/22 and 2022/23 budget. The proposed total project budget has been determined in collaboration with the project managers of each project. The total project budget adjustments include 29 projects. The RP-5 expansion projects represent 80 percent of the total project adjustment. The RP-5 expansion project increase is consistent with the budget presented to the Board of Directors which was approved with the construction contract award in July 2020. Staff recommends a Total Project Budget amendment in the amount of \$136.1 million increasing the total project budget from \$455.3 million to \$591.4 million.

Summarized below are the proposed total project amendments recommended for FY 2021/22 for the following Agency programs.

**Table 1: Proposed Total Project Budget Amendment (\$Millions)**

Funds	Current Total Project Budget	Proposed Total Project Budget	Amendment Amount
Administrative Service (GG)	\$0.3	\$ 0.6	<b>\$0.3</b>
Non Reclaimable Wastewater (NC)	18.8	21.9	<b>3.1</b>
Recycled Water (WC)	5.9	7.6	<b>1.7</b>
Regional Wastewater Operations and Maintenance (RO)	81.4	102.7	<b>21.3</b>
Regional Wastewater Capital (RC)	348.9	458.6	<b>109.7</b>
<b>Increase in Total Project Budget</b>	<b>\$455.3</b>	<b>\$591.4</b>	<b>\$136.1</b>

**Table 2: Proposed Total Project Budget Amendment by Fund and by Project**

Fund	Project	Project Description	Cumulative Expenses through FY 2020/21	Ten Year Total Forecast	Estimated Total Projected Expenses	Current Total Project Budget	Total Project Adjustment
<b>Administrative Service (GG) Fund</b>							
	EN20040	HQ Driveway Improvements	121,213	450,000	571,213	300,000	(271,213)
<b>GG Total</b>			<b>121,213</b>	<b>450,000</b>	<b>571,213</b>	<b>300,000</b>	<b>(271,213)</b>
<b>Non Reclaimable Wastewater (NC) Fund</b>							
	EN20064	NSNT Sewer Siphon Replacement	325,197	2,500,000	2,837,200	500,000	(2,337,200)
	EN23002	Philadelphia Lift Station Force Main Imp	1,091,913	18,000,000	19,094,788	18,258,000	(836,788)
<b>NC Fund Total</b>			<b>1,417,110</b>	<b>20,500,000</b>	<b>21,931,988</b>	<b>18,758,000</b>	<b>(3,173,988)</b>
<b>Recycled Water (WC) Fund</b>							
	EN19030	WC Asset Management	63,747	250,000	313,747	130,000	(183,747)
	EN19051	RW Hydraulic Modeling	95,630	125,000	235,537	225,282	(10,255)
	EN20022	1299 Reservoir Paint/Coating Repairs and	-	200,000	200,000	100,000	(100,000)
	EN21041	RP-4 Contact Basin Cover & Wet Well Pass	134,000	4,200,000	4,334,000	3,920,000	(414,000)
	EN21050	8th Street RW Turnout Connection to the	66,066	1,500,000	1,566,066	835,000	(731,066)
	EN21051	Ely Monitoring Well	64,198	385,000	684,999	585,000	(99,999)
	EN24005	1630 West Reservoir Paint/Coating Repair	-	150,000	150,000	75,000	(75,000)
	EN24006	930 Reservoir Paint/Coating Repairs and	-	150,000	150,000	75,000	(75,000)
<b>WC Fund Total</b>			<b>423,642</b>	<b>6,960,000</b>	<b>7,634,350</b>	<b>5,945,282</b>	<b>(1,689,068)</b>
<b>Regional Wastewater Operations and Maintenance (RO) Fund</b>							
	EN13016	SCADA Enterprise System	17,419,448	9,900,000	27,319,448	21,995,000	(5,324,448)
	EN16021	TCE Plume Cleanup	29,120,998	542,042	29,675,101	26,200,000	(3,475,101)
	EN17042	Digester 6 and 7 Roof Repairs	5,027,489	2,800,000	7,828,439	6,731,000	(1,097,439)
	EN17043	RP4 Primary Clarifier Rehab	4,160,765	3,500,000	7,941,765	5,181,542	(2,760,223)
	EN18025	RP-1 Secondary System Rehabilitation	-	8,300,000	8,300,000	4,315,000	(3,985,000)
	EN19023	Asset Management Planning Document	476,051	900,000	977,036	750,000	(227,036)
	EN19024	Regional System Asset Management (Assess	1,049,156	100,000	3,590,419	2,800,000	(790,419)
	EN20045	RP-1 TP-1 Level Sensor Replacement	35,311	500,000	535,311	200,000	(335,311)
	EN20051	RP-1 MCB and Old Lab Building Rehab	125,161	2,521,000	2,646,161	1,600,000	(1,046,161)
	EN21044	RP-1 Dewatering Centrate and Drainage Va	94,160	320,000	414,160	320,000	(94,160)
	EN21053	RP-1 Old Effluent Structure Rehabilitati	80,507	1,400,000	1,480,507	630,000	(850,507)
	EN21056	RP-1 Evaporative Cooling for Aeration Bl	-	450,000	450,000	300,000	(150,000)
	EN22027	RP-1 Repurpose Lab	-	1,847,400	1,847,400	1,040,000	(807,400)
	EN24020	RP-1 Dewatering Centrate Pumps	-	820,000	820,000	500,000	(320,000)
	PA17006	Agency-Wide Aeration	6,407,730	2,500,000	8,907,730	8,859,000	(48,730)
<b>RO Fund Total</b>			<b>63,996,777</b>	<b>36,400,442</b>	<b>102,733,478</b>	<b>81,421,542</b>	<b>(21,311,936)</b>
<b>Regional Wastewater Capital (RC) Fund</b>							
	EN11039	RP-1 Disinfection Pump Improvements	1,133,173	7,410,000	8,547,043	8,490,000	(57,043)
	EN19001	RP-5 Expansion to 30 mgd	45,548,548	167,403,147	245,000,000	175,000,000	(70,000,000)
	EN19006	RP-5 Biosolids Facility	46,181,958	182,758,090	205,000,000	165,400,000	(39,600,000)
<b>RC Fund Total</b>			<b>92,863,678</b>	<b>357,571,237</b>	<b>458,547,043</b>	<b>348,890,000</b>	<b>(109,657,043)</b>
<b>Grand Total</b>			<b>158,822,420</b>	<b>421,881,679</b>	<b>591,418,072</b>	<b>455,314,824</b>	<b>(136,103,248)</b>

## Conclusion

The proposed amendment, if approved, will increase the total project budget in the amount of \$136.1 million with no fiscal impact in the annual appropriation for the adopted FY's 2021/22 and 2022/23 capital budget.

The proposed amendment to the FY 2021/22 Adopted Budget for the Agency's programs is consistent with the IEUA Business Goals of *Fiscal Responsibility, Water Reliability, Wastewater Management, Environmental Stewardship, and Business Practices*.



# TOTAL PROJECT BUDGET AMENDMENT

Javier Chagoyen-Lazaro  
Acting Executive Manager of Finance &  
Administration/Assistant General Manager

October 2021

# Total Project (TP) Budget Amendment Summary by Fund (\$ in Millions)

- Pursuant to Fiscal Ordinance section 102
- No fiscal impact in the annual appropriation of the FY's 2021/22 and 2022/23 adopted budget
- Proposed total project budget adjustment of \$136.1 million
- Eighty percent of the total project adjustment from the Regional Wastewater Capital (RC) Fund

Fund	Cumulative Expenses through FY 2020/21	Ten Year Total Forecast	Estimated Total Projected Expenses	Current Total Project Budget	Proposed Total Project Adjustment
Administrative Service (GG) Fund	\$0.1	\$0.5	\$0.6	\$0.3	(\$0.3)
Non-Reclaimable Wastewater (NC) Fund	1.4	20.5	21.9	18.8	(3.1)
Recycled Water (WC) Fund	0.4	7.0	7.6	5.9	(1.7)
Regional Wastewater Operations and Maintenance (RO) Fund	64.0	36.4	102.7	81.4	(21.3)
Regional Wastewater Capital (RC) Fund	92.9	357.6	458.6	348.9	(109.7)
<b>Grand Total</b>	<b>\$158.8</b>	<b>\$422.0</b>	<b>\$591.4</b>	<b>\$455.3</b>	<b>(\$136.1)</b>

## Projects with adjustment over \$1 Million (\$ in Millions)

- Total project budget adjustments include 29 projects
- RP-5 expansion projects represent 80 percent of the total project adjustment

Fund	Project	Project Description	Cumulative Expenses through FY 2020/21	Ten Year Total Forecast	Estimated Total Projected Expenses	Current Total Project Budget	Total Project Adjustment
RC	EN19001	RP-5 Expansion to 30 mgd	45,548,548	167,403,147	245,000,000	175,000,000	(70,000,000)
RC	EN19006	RP-5 Biosolids Facility	46,181,958	182,758,090	205,000,000	165,400,000	(39,600,000)
RO	EN13016	SCADA Enterprise System	17,419,448	9,900,000	27,319,448	21,995,000	(5,324,448)
RO	EN18025	RP-1 Secondary System Rehabilitation	-	8,300,000	8,300,000	4,315,000	(3,985,000)
RO	EN16021	TCE Plume Cleanup	29,120,998	542,042	29,675,101	26,200,000	(3,475,101)
RO	EN17043	RP4 Primary Clarifier Rehab	4,160,765	3,500,000	7,941,765	5,181,542	(2,760,223)
NC	EN20064	NSNT Sewer Siphon Replacement	325,197	2,500,000	2,837,200	500,000	(2,337,200)
RO	EN17042	Digester 6 and 7 Roof Repairs	5,027,489	2,800,000	7,828,439	6,731,000	(1,097,439)
RO	EN20051	RP-1 MCB and Old Lab Building Rehab	125,161	2,521,000	2,646,161	1,600,000	(1,046,161)
<b>Sub Total</b>			<b>147,909,563</b>	<b>380,224,279</b>	<b>536,548,114</b>	<b>406,922,542</b>	<b>(129,625,572)</b>
<b>All Other</b>			<b>10,912,857</b>	<b>41,657,400</b>	<b>54,869,958</b>	<b>48,392,282</b>	<b>(6,477,676)</b>
<b>Grand Total</b>			<b>158,822,420</b>	<b>421,881,679</b>	<b>591,418,072</b>	<b>455,314,824</b>	<b>(136,103,248)</b>



## Staff Recommendation

1. Amend the Total Project Budget for 29 projects in the amount of \$136,103,248, increasing the total project budget from \$455,314,824 to \$591,418,072 in the following funds:

- Administrative Service (GG) Fund \$271,213,
- Non-Reclaimable Wastewater (NC) Fund \$3,173,988,
- Recycled Water (WC) Fund \$1,689,068,
- Regional Wastewater Operations and Maintenance (RO) Fund \$21,311,936 and
- Regional Wastewater Capital (RC) Fund \$109,657,043.

The FYs 2021/22 and 2022/23 Biennial Operating Budget and the FYs 2022 - 2031 TYCIP continue to demonstrate the IEUA Board and staff's steadfastness to deliver reliable, high quality, essential services to its customers in a regionally planned and cost-effective manner, consistent with the IEUA Business Goals of fiscal responsibility, work environment, water reliability, and wastewater management.



909-993-1675



jchagoyen@ieua.org



[www.ieua.org](http://www.ieua.org)



6075 Kimball Ave.  
Chino, CA 91708



@IEUAWater



**ACTION  
ITEM**

**2C**

**Date:** October 20, 2021

**To:** The Honorable Board of Directors

*ADD*  
**From:** Shivaji Deshmukh, General Manager

**Committee:**

**Executive Contact:** Kathy Besser, Executive Manager of Ext. & Government Affairs/AGM

**Subject:** Adoption of Resolution No. 2021-10-3, Authorizing IEUA to Enter into a Financial Assistance Agreement for the Joint IEUA-JCSD Recycled Water Intertie with DWR

---

**Executive Summary:**

The Department of Water Resources (DWR) has released the 2021 Urban and Multibenefit Drought Relief Program (Program), which will allocate a total of \$200 million across the state to projects that can provide immediate drought relief to communities. The Joint IEUA-JCSD Recycled Water Intertie Project (Project) will install pipelines and booster pump stations to convey tertiary-treated recycled water from the Western Riverside County Regional Wastewater Authority treatment plant into IEUA's 930 zone.

The collaborative Project aligns with the Program objectives and is consistent with regional planning efforts, as evidenced by its inclusion in the Integrated Regional Water Management (IRWM) program that received funding from the DWR in 2019. IEUA will prepare an application for the Program funding to reduce the overall cost of the Project to IEUA's ratepayers. This resolution authorizes the submission of the funding application and execution of the financing agreement upon award. An amendment to the FY 2021/22 and 2022/23 Operating and Capital Budget will be brought before the Board to account for these project costs in the event of a funding award.

---

**Staff's Recommendation:**

Adopt Resolution No. 2021-10-3, Authorizing IEUA to Enter into a Financial Assistance Agreement for the Joint IEUA-JCSD Recycled Water Intertie with the Department of Water Resources.

---

**Budget Impact** *Budgeted (Y/N):* N *Amendment (Y/N):* N *Amount for Requested Approval:*

*Account/Project Name:*

GR0000000013 - Joint IEUA-JCSD Recycled Water Intertie

*Fiscal Impact (explain if not budgeted):*

Staff will follow up with a request to amend the Fiscal Year 2021/22 and 2022/23 Budget in the event the Project is funded.

---

**Prior Board Action:**

None.

---

**Environmental Determination:**

Not Applicable

---

**Business Goal:**

This Project aligns with the business goals of water reliability and fiscal responsibility, as it will improve the regional water supply and operational flexibility while pursuing supplemental funding for project implementation.

---

**Attachments:**

1. Background
2. PowerPoint
3. Resolution No. 2021-10-3

## Background

---

Subject: Adoption of Resolution No. 2021-10-3, Authorizing IEUA to Enter into a Financial Assistance Agreement for the Joint IEUA-JCSD Recycled Water Intertie with the Department of Water Resources

---

In early September, the California Legislature released its Fiscal Year (FY) 2021-2022 budget, which included approximately \$200 million allocated to the Department of Water Resources (DWR) to fund multi-benefit projects that will support drought relief. DWR recently released the 2021 Urban and Multibenefit Drought Relief Program (Program) Guidelines and Proposal Solicitation Package that establishes guidelines for the funding opportunity such as eligible project types and implementation schedules. DWR is anticipating an expedited process for this Program, with a funding application window opening in October and award announcements beginning in early December.

The Joint IEUA-JCSD Recycled Water Intertie Project (Project) thoroughly aligns with the goals and objectives of the DWR's funding Program. The Project will install pipelines and booster pump stations to convey tertiary-treated recycled water from the Western Riverside County Regional Wastewater Authority (WRCRWA) treatment plant into IEUA's 930 Zone. This Project has been included in regional planning documents, the Integrated Regional Water Management (IRWM) Program, will benefit disadvantaged communities, and will provide immediate drought relief by providing an alternative water supply source to the region. Each of these criteria make the Project an excellent fit for the funding opportunity.

While the Project was included in the Agency's Operating and Capital Program Budget in recent years, it was removed from the FY 2021/22 and 2022/23 Budget in response to discussions surrounding the Chino Basin Program implementation. Since the adoption of the FY 2021/22 and 2022/23 Budget, regular meetings and workshops have improved the standing of the Project, which is now favored by the member agencies. IEUA staff continues to work with its member agencies to illustrate the value of the Project and clarify its importance in regional planning efforts.

This Program presents a unique opportunity to secure funding for a collaborative water supply reliability project that will yield benefits across the service area. Staff recommends that the Board authorize the submission of a grant application to request Program funding for the Project and, if awarded, the execution of a financial assistance agreement with the DWR. In the event the Project is awarded funding, staff will follow up with a recommendation to amend the FY 2021/22 and 2022/23 Operating and Capital Budget with the support of IEUA's member agencies. add



# Adoption of Resolution No. 2021-10-3

Jesse Pompa, P.E., BCEE

Manager of Grants

October 20, 2021



# 2021 Urban and Multibenefit Drought Relief Program

- Funding opportunity for projects providing immediate drought relief upon completion
  - \$190 million available; \$50 million allocated to tribal and disadvantaged communities
  - Alignment with regional Integrated Regional Water Management (IRWM) plan required
  - Awards expected in early December, dependent on application submittal date
  - No match required and no maximum project award amount specified
- Joint IEUA-JCSD Recycled Water Intertie Project
  - Introducing 2,500 AFY of new water supply to the region
  - Provides 660 AFY of recycled water to Jurupa Community Services District (JCSD) service area
  - Vital component in IEUA's Advanced Recycled Water Program



# 2021 Urban and Multibenefit Drought Relief Program

- Next Steps
  - Coordinate with JCSD to accurately communicate project components and benefits
  - Submit grant application with IEUA Board resolution
  - Joint IEUA-JCSD Recycled Water Intertie Project to be added to IEUA's Ten-Year Forecast (TYF) and Capital and Operating Budget
- Contracting Agency Support
  - Project was initially removed from IEUA's TYF and Budget as a result of ongoing Chino Basin Program discussions
  - IEUA's contracting agencies have expressed support for this application and project implementation



# Recommendation

- Adopt Resolution No. 2021-10-3, Authorizing IEUA to Enter into a Financial Assistance Agreement for the Joint IEUA-JCSD Recycled Water Intertie with the Department of Water Resources

*This Project aligns with the business goals of **Water Reliability** and **Fiscal Responsibility**, as it will improve the regional water supply and operational flexibility while pursuing supplemental funding for project implementation.*

**RESOLUTION NO. 2021-10-3**

**THE BOARD OF DIRECTORS OF THE INLAND EMPIRE UTILITIES AGENCY\*, SAN BERNARDINO COUNTY, CALIFORNIA, AUTHORIZING THE INLAND EMPIRE UTILITIES AGENCY TO PASS A RESOLUTION AUTHORIZING THE GRANT APPLICATION AND ACCEPTANCE FOR THE JOINT IEUA-JCSD RECYCLED WATER INTERTIE PROJECT AND DESIGNATING A REPRESENTATIVE TO EXECUTE THE FINANCIAL ASSISTANCE AGREEMENT, AND ANY AMENDMENTS THERETO**

**WHEREAS**, the Inland Empire Utilities Agency proposes to implement the Joint IEUA-JCSD Recycled Water Intertie Project; and

**WHEREAS**, the Joint IEUA-JCSD Recycled Water Intertie Project is being implemented in response to a drought scenario, as defined by Water Code section 13198(a) and is intended to (1) address immediate impacts on human health and safety, and (2) provide water to persons or communities that lose or are threatened with the loss or contamination of water supplies; and

**WHEREAS**, the Inland Empire Utilities Agency has the legal authority and is authorized to enter into a funding agreement with the State of California; and

**WHEREAS**, the Inland Empire Utilities Agency intends to apply for grant funding from the California Department of Water Resources for the Joint IEUA-JCSD Recycled Water Intertie Project; and

**BE IT RESOLVED**, that pursuant and subject to all of the terms and provisions of Budget Act of 2021, the Inland Empire Utilities Agency General Manager, or his designee(s), is hereby authorized and directed to prepare and file an application for funding with the Department of Water Resources, and take such other actions as necessary or appropriate to obtain grant funding; and

**BE IT RESOLVED**, that the Inland Empire Utilities Agency General Manager, or his designee(s), is hereby authorized and directed to execute the funding agreement with the Department of Water Resources and any amendments thereto; and

**BE IT RESOLVED**, that the Inland Empire Utilities Agency General Manager, or his designee(s), is hereby authorized and directed to submit any required documents, invoices, and reports required to obtain grant funding; and

**BE IT RESOLVED**, that IEUA's Board of Directors hereby adopts Resolution No. 2021-10-3 on this 20<sup>th</sup> day of October, 2021.

---

Jasmin A. Hall  
President of the Inland Empire Utilities Agency\*  
and the  
Board of Directors thereof

ATTEST:

---

Steven J. Elie,  
Secretary/Treasurer of the Inland Empire  
Utilities Agency\* and of the Board of  
Directors Thereof

STATE OF CALIFORNIA )  
 )SS  
COUNTY OF SAN BERNARDINO )

I, Steven J. Elie, Secretary of the Inland Empire Utilities Agency, DO HEREBY CERTIFY that the foregoing Resolution No. 2021-10-3 was adopted at a regular meeting on October 20, 2021, of said Board by the following vote:

AYES:

NOES:

ABSTAIN:

ABSENT:

Steven J. Elie  
Secretary/Treasurer of the Inland Empire  
Utilities Agency\* and of the Board of  
Directors thereof

(SEAL)

\* A Municipal Water District

**INFORMATION  
ITEM**

**3B**

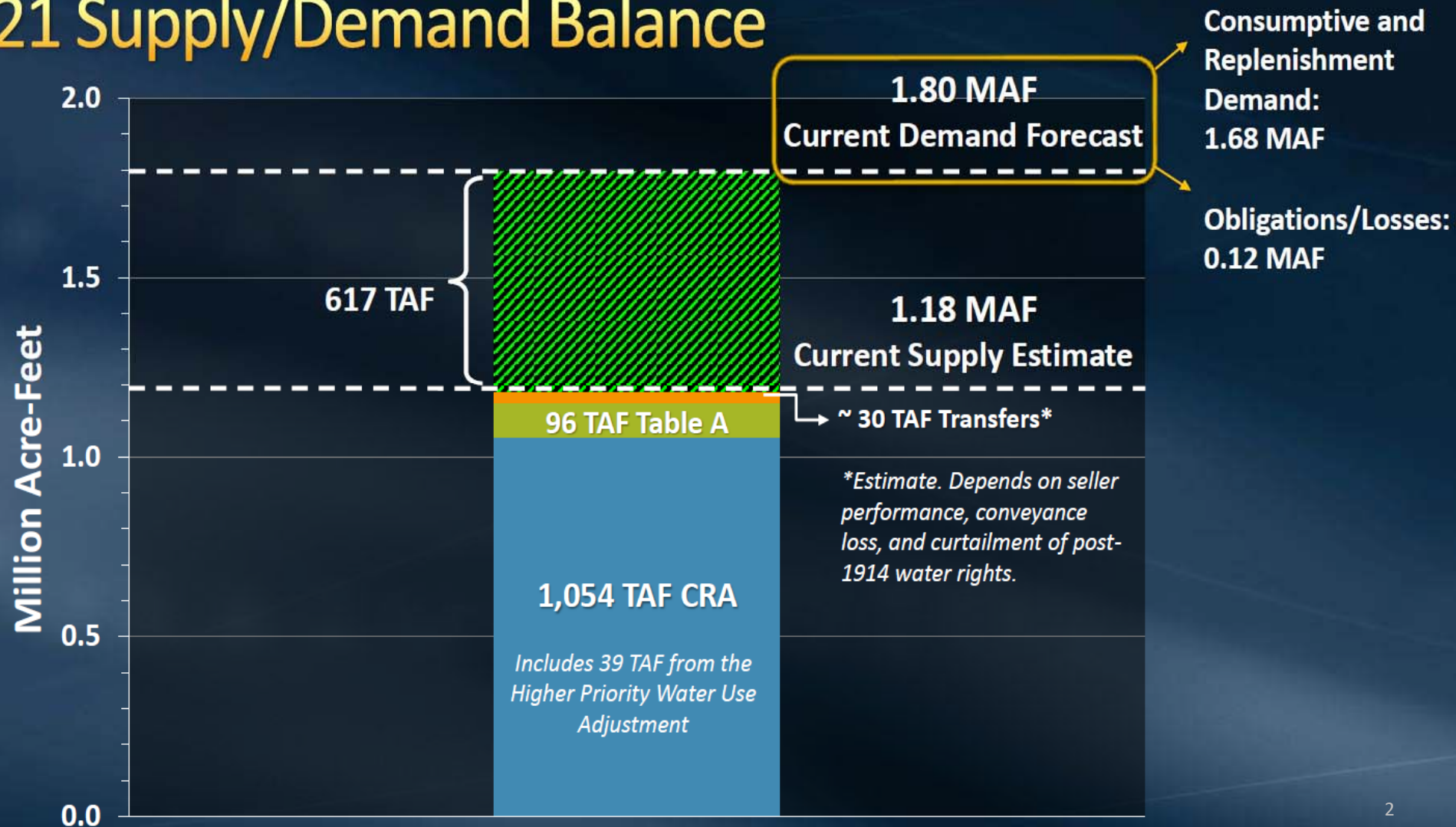


EXTREMELY DROUGHT  
HELP SAVE WATER

# Drought and Water Supply Update

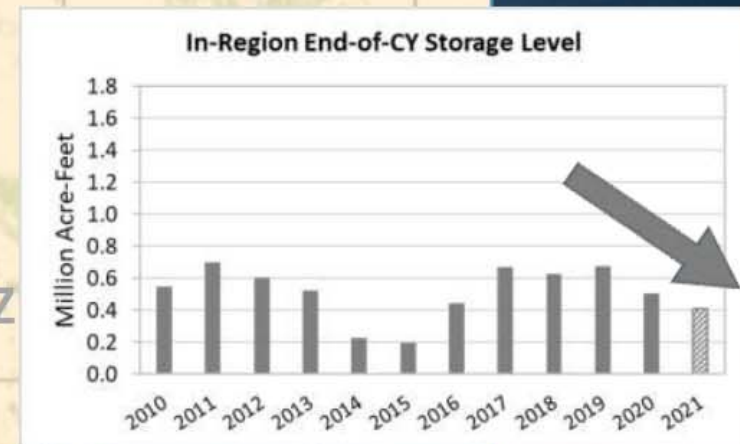
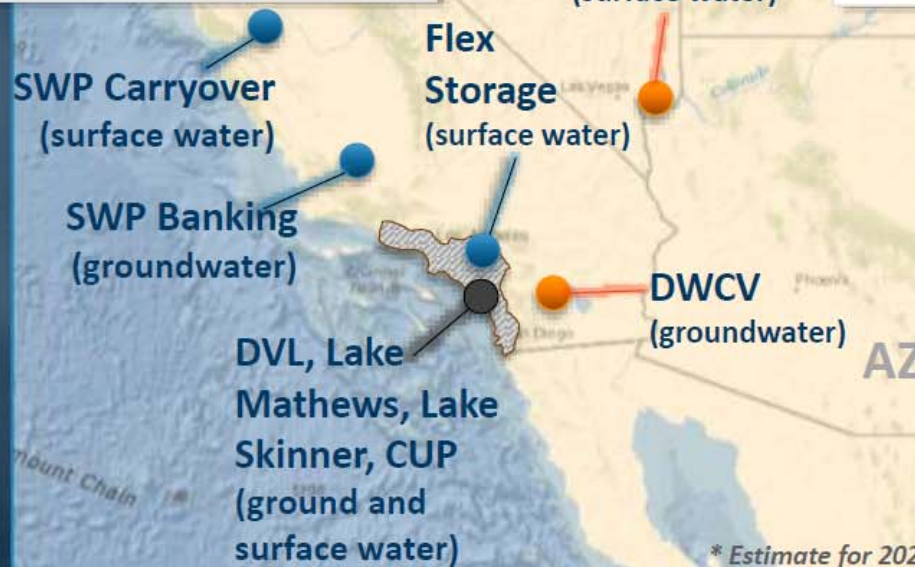
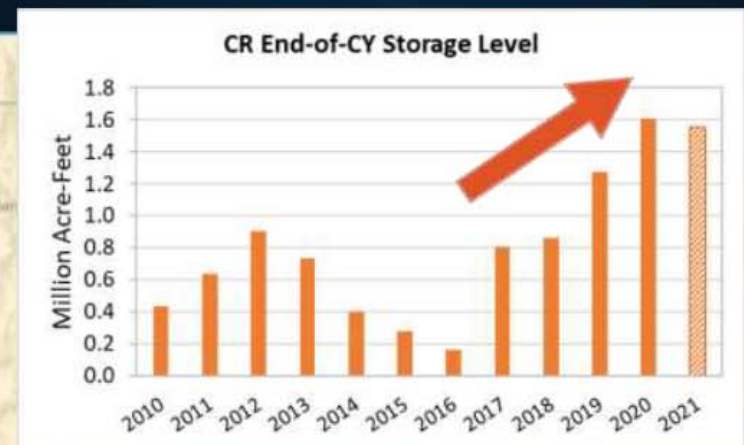
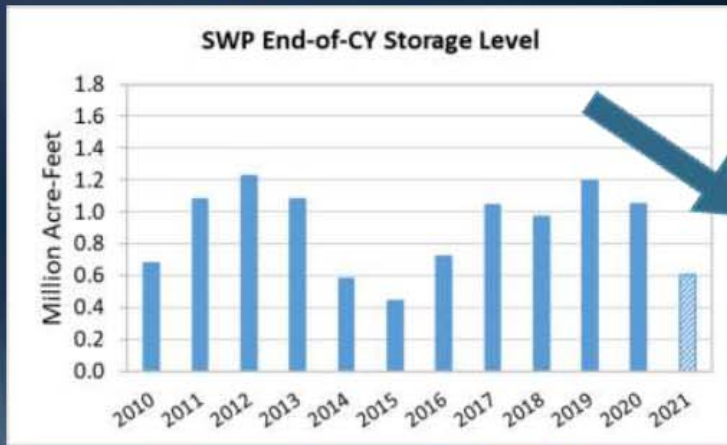
Joshua Aguilar  
Senior Engineer  
October 20, 2021

# 2021 Supply/Demand Balance





# Storage in SWP accounts is being utilized



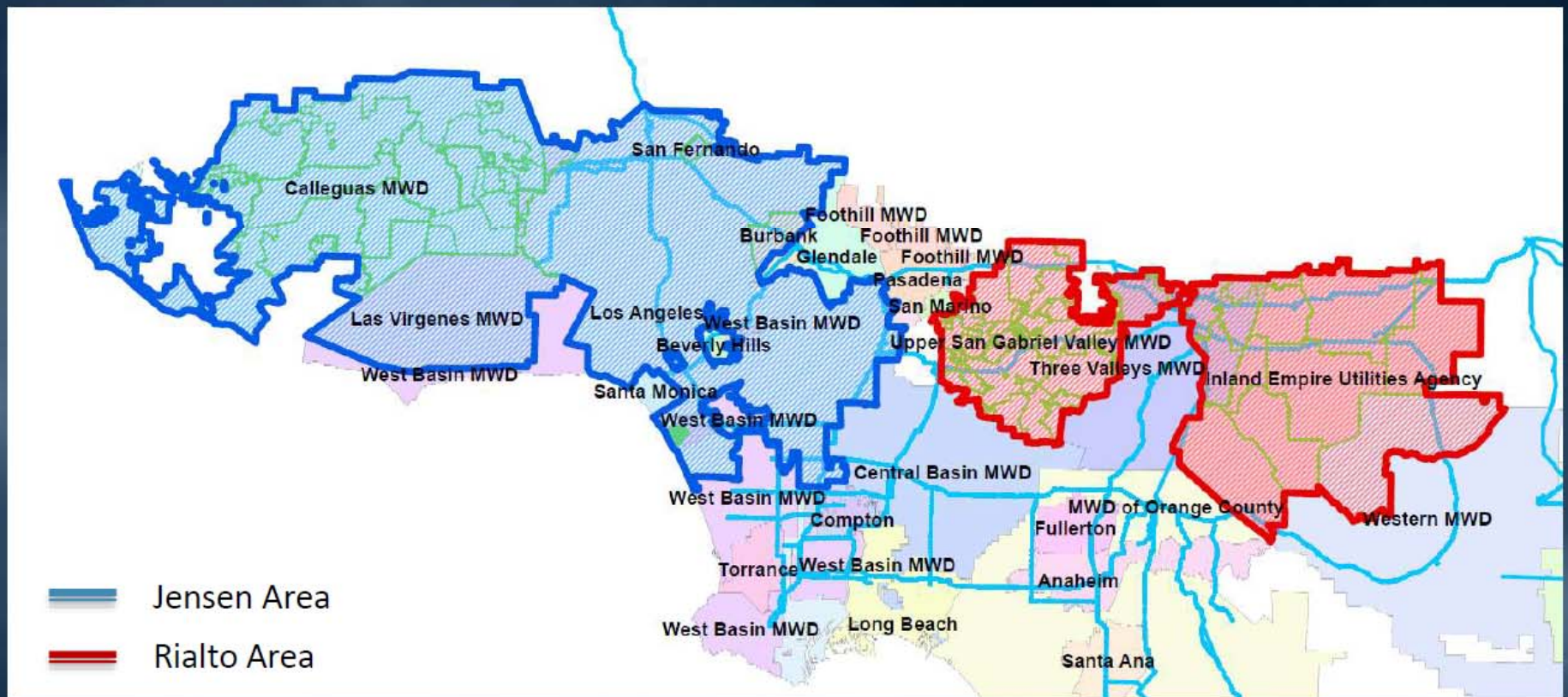
\* Estimate for 2021. Does not include emergency storage.

# DWR is signaling and planning for a dry 2022

- DWR expects to announce a 0% initial allocation by December 1st
- Planning for the worst case (a third consecutive dry year) with offramps if conditions improve
- Planning objectives include:
  - Conserve storage to meet future critical needs
  - Focus on maintaining water quality in the Delta
  - Provide for minimum health and safety needs
- No Table A allocation expected at least through January
- Mandatory water use restrictions possible



# Metropolitan has assessed its health and safety needs for the “SWP Only” areas



# DWR's health and safety needs request

- Article 18 (a) stipulates that if required, DWR may allocate SWP supplies on the basis of meeting minimum demands of contractors domestic, fire protection, or sanitation water needs during the year.
- Metropolitan's interpretation of this minimum demand includes the following components:

## Health & Safety Needs



*Drinking Water*



*Sanitation*

## Critical Needs



*Fire Suppression*



*Commercial  
Industrial  
Institutional*

## Excludes



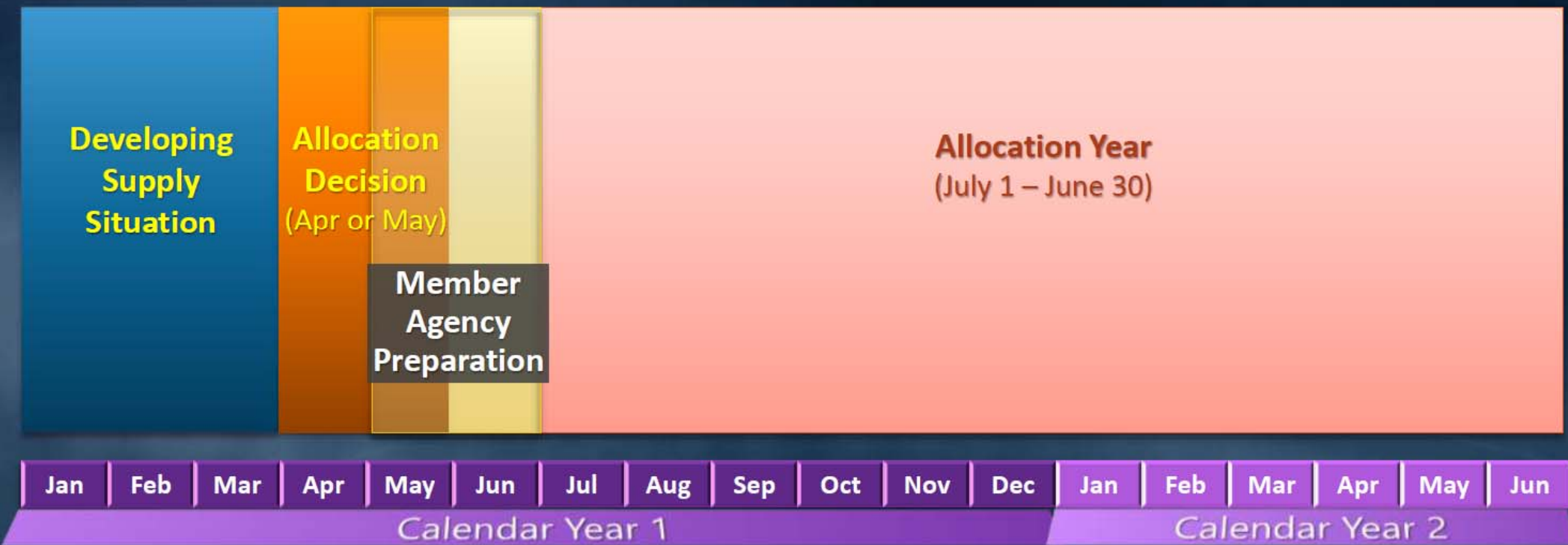
*Outdoor Watering*



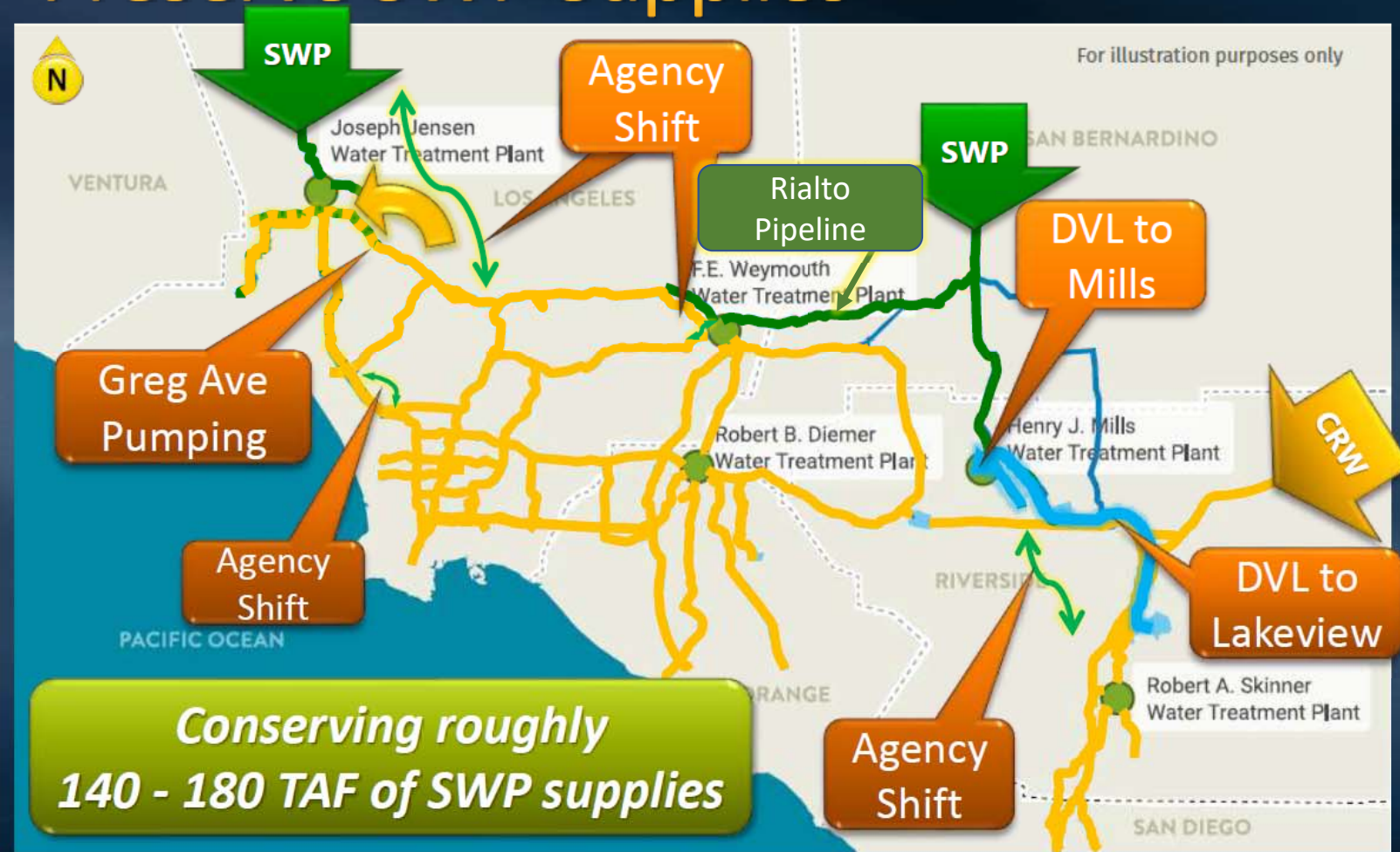
# Summary

- Below normal snowpack, hot and dry conditions, and extremely low runoff for both imported supply watersheds in water year 2020/21
- DWR is signaling and planning for a dry 2022
  - Metropolitan completes its health and safety needs assessment for the SWP only areas
  - Metropolitan has been planning for a 0% initial SWP allocation
- Metropolitan is prepared to make calls for additional steps to save water should dry conditions continue through the fall

# WSAP Implementation Timeline



# Ongoing Extraordinary Drought Actions to Preserve SWP Supplies



Maximizing reliability with extraordinary operational drought actions



# Near-term Opportunities on SWP East Branch

## Integration of Metropolitan, DWR, and SBVMWD systems

Option	Description	Basic Feature	Existing Infrastructure	New Infrastructure	Other Agency Facilities	New or Revised Agreements	Local Supply Introduction
1	DVL to SBVMWD	Exchange	✓	✓		✓	
2a	SBVMWD Local Supply to SBVMWD System	Exchange	✓		✓	✓	✓
2b	SBVMWD Local Supply to Rialto	Exchange	✓		✓	✓	✓
3	DVL to Rialto via Existing Booster Pump Station	Pump DVL water to Rialto	✓	✓	✓	✓	
4	DVL to Rialto via New Pump Station at PC-1	Pump DVL water to Rialto	✓	✓			

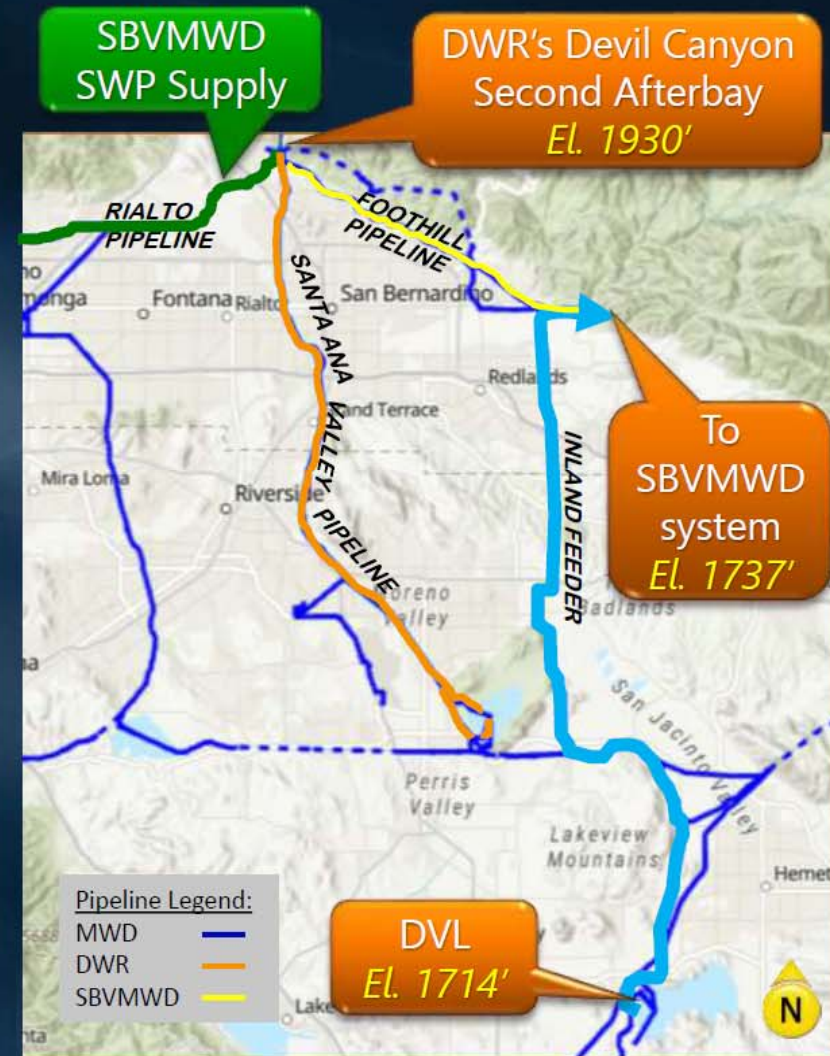


# Near-term Opportunities on SWP East Branch

## Option 1 – SBVMWD Exchange

- Take SBVMWD SWP supply
- Exchange later with DVL Supply
- Use current pumping capacity
- **Requires Wadsworth Bypass**

Project Yield	5-6 TAF (carryover supplies)
Potential Online	2023



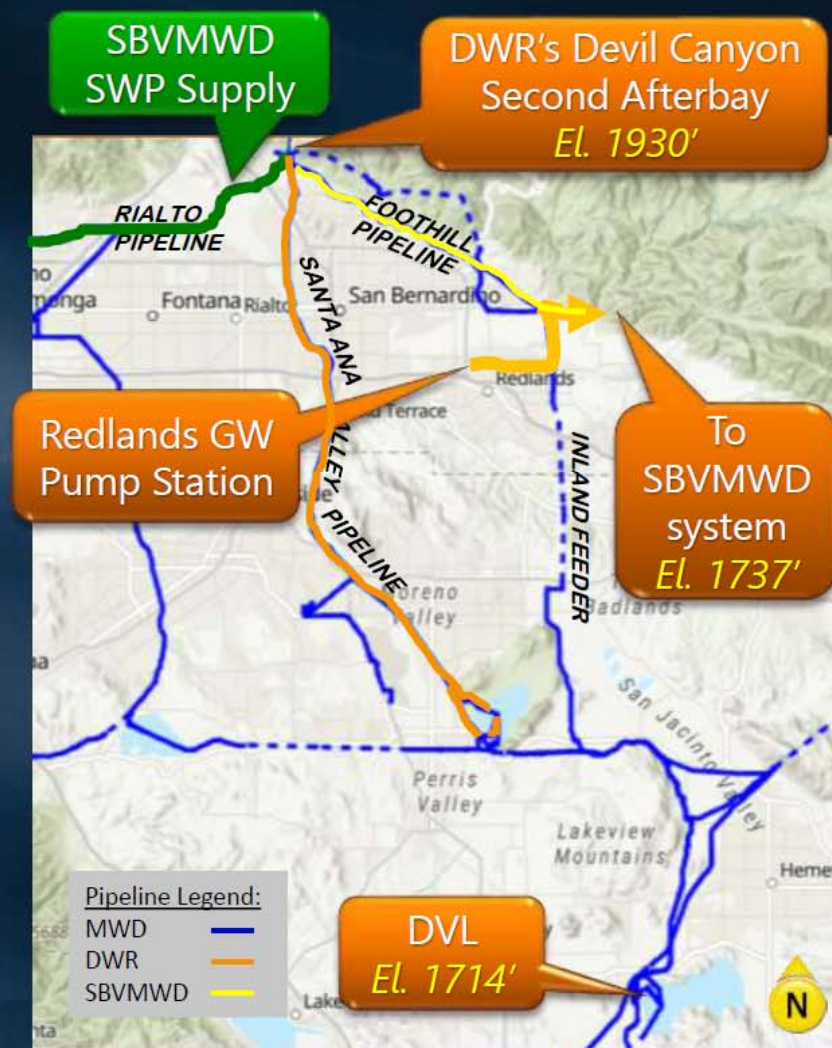


# Near-term Opportunities on SWP East Branch

## Option 2a – SBVMWD Exchange with Local Supply Introduction

- Take SBVMWD SWP supply
- Pump SBVMWD local supply through Inland Feeder to parts of their system to offset demands
- Exchange with DVL or SWP supply after drought period
- **Requires no new infrastructure**

Project Yield	5-6 TAF (carryover supplies)
Potential Online	2022

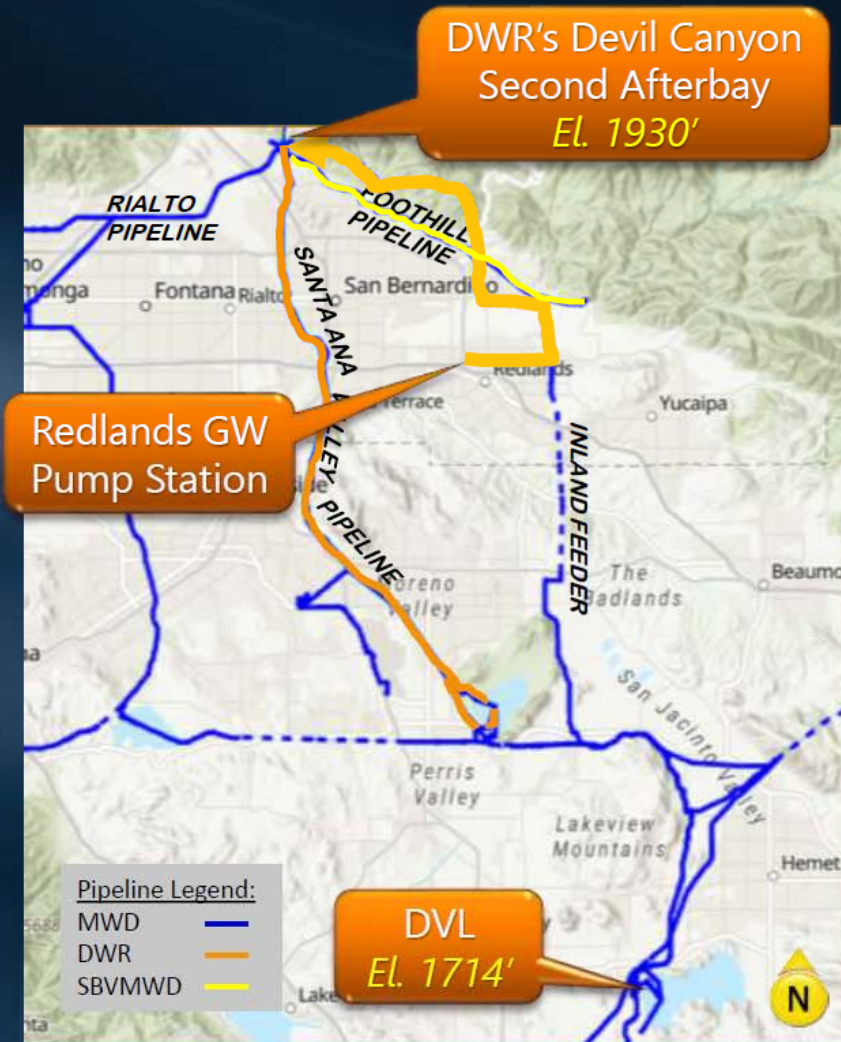


# Near-term Opportunities on SWP East Branch

## Option 2b – SBVMWD Exchange with Local Supply Introduction

- Pump SBVMWD local supply through Inland Feeder to Devil Canyon to Rialto
- Exchange with DVL or SWP supply after drought period
- **Requires no new infrastructure**

Project Yield	10-12 TAF/Year
Potential Online	2022



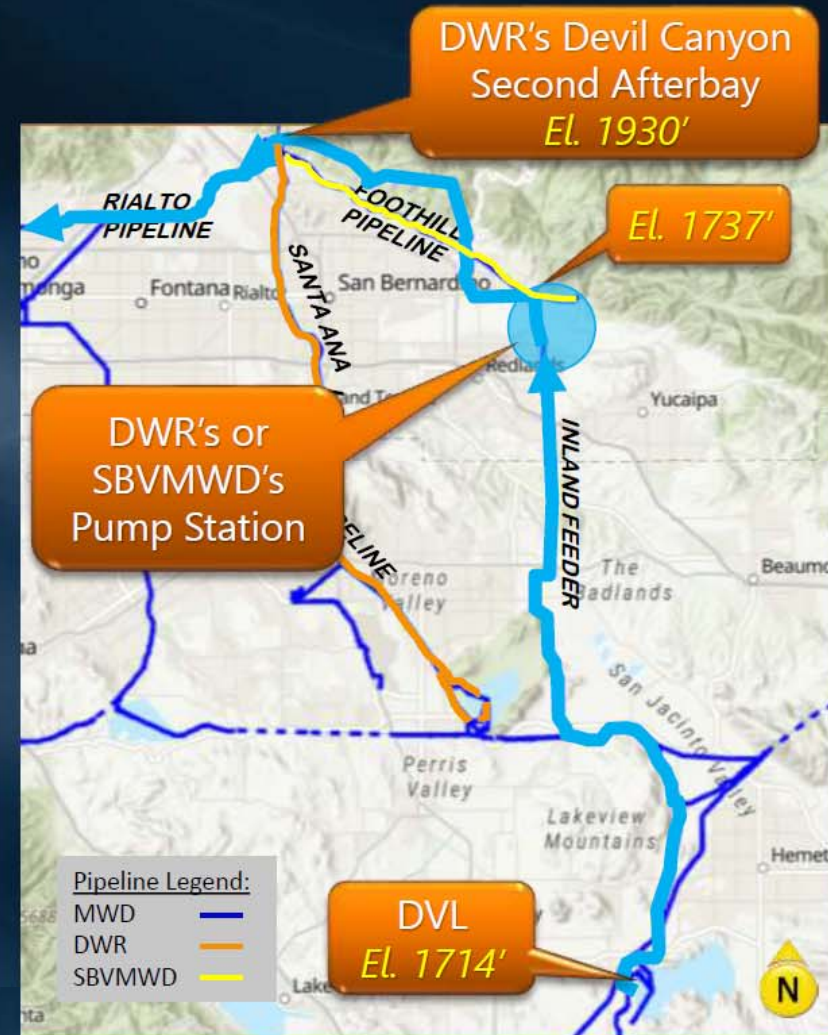


# Near-term Opportunities on SWP East Branch

## Option 3 – DVL to Rialto (Existing Booster Pump Station)

- Tie into DWR's or SBVMWD's existing pumps
- Pump water from DVL to Rialto
- Agreements with DWR and SBVMWD for facility uses
- **Requires Wadsworth Bypass and the Inland Feeder / Rialto Pipeline Intertie**

Project Yield	60-100 TAF/Year
Potential Online	2023 or after





# Long-term Opportunity on SWP East Branch

## Option 4 – DVL to Rialto (New Pump Station at PC-1)

- Design/Construct PC-1 Pump Station
- Pump water from DVL to Rialto (via PC-1)
- Use of Metropolitan facilities only
- **Requires Wadsworth Bypass and the Inland Feeder / Rialto Pipeline Intertie**

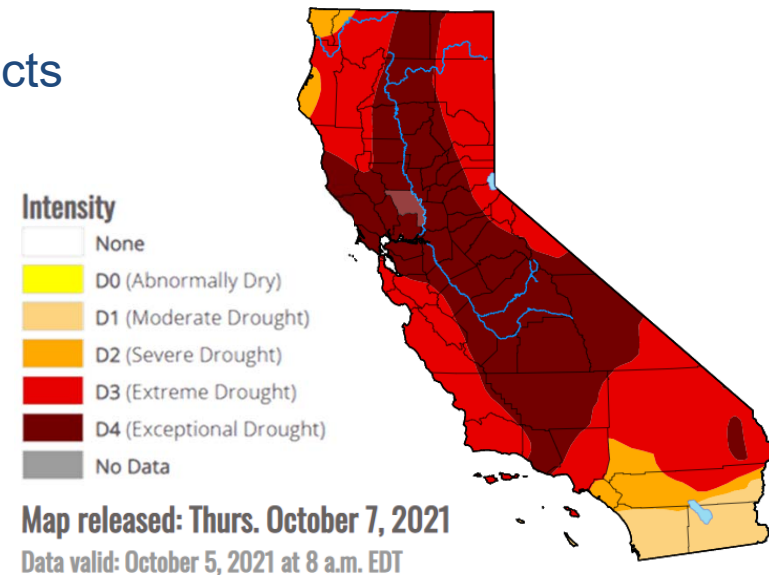
Project Yield	60-100 TAF/Year
Potential Online	2026 or after



# Next Steps

## Continue coordination with MWD and IEUA's retail agencies:

- Planning and implementation of short-term drought mitigation actions
- Long-term plan development for increased system reliance and flexibility
- Retail agency coordination on future water use impacts
- Drought messaging and conservation efforts
- Prepare for worsening drought conditions







# Questions?

**INFORMATION  
ITEM**

**3C**





# Updating IEUA's Regional WUE Program

Cathleen Pieroni, Manager of Inter-Agency Relations  
October 2021

# MWD's SoCalWater\$mart.com



*Residential  
Rebates*

**bewaterwise.com**

English | Residential



Rebates

Retailer Tools

Contractor Resources

Contact Us



## NEW CRITERIA FOR CLOTHES WASHERS

Clothes washers must meet or exceed  
the CEE Tier 1 standard to qualify for a  
rebate.

[LEARN MORE](#)





# MWD's SoCalWater\$mart.com



Commercial  
Rebates

**bewaterwise.com**

English | Commercial



Rebates

Water Savings Incentive Program

Retailer Tools

Contractor Resources

Contact Us



## WATER SAVING INCENTIVE PROGRAM

Implement a custom water saving project  
and receive rebate funding based on the  
amount of water you save!

[LEARN MORE](#)



# IEUA's Current WUE Program Portfolio



## Four MWD Administered Programs

### SoCal WaterSmart Device Rebates

Allows for IEUA and Retail Agencies to add Rebate dollars **\$200,000-\$300,000** each year

### Turf Replacement Incentives

Allows for IEUA and Retail Agencies to add Incentive dollars **\$300,000 - \$500,000** each year

### Water Savings Incentive Program

Customized incentives for CII and Large Landscape

### Municipal Leak Detection

Allows Retail Agencies access to Municipal Leak Detection reimbursement of **\$170 per distribution line mile**

*IEUA supplements incentives with \$600,000 - \$800,000 per year helping to drive up activity*

*All funding "paperwork" handled by IEUA*

## Four Locally Implemented Regional Programs

### Smart Controller Installs

Allows access to MWD MAAP Funding of **\$247,000 over a 2-year period**

### Sprinkler System Tune-up

Allows access to MWD MAAP Funding of **\$208,000 over a 2-year period**

### Pressure Regulating Valve Installs

Allows access to MWD MAAP Funding of **\$30,000 over a 2-year period**

### Landscape Evaluations & Audits

Allows access to MWD MAAP Funding of **\$60,000 over a 2-year period**

*Regional programs provide ease of implementation, centralized bidding, and economies of scale benefiting Retail Agencies*

## Three SAWPA Administered Programs

### Prop 1 Round 1 Regional Comprehensive Landscape Rebate Program

**\$700,000** in Reimbursements for Turf Replacement

### SARCCUP WUE Budget Assistance Program

Funding for 2 Retail Agencies (MVWD and Chino Hills) to Generate CII Landscape Water Budgets  
IEUA Budget **\$57,300**

### Water Budget Decision Support Tool

High-resolution aerial imagery to Support Retail Agencies in WUO Compliance  
**\$1,097,500 (\$219,500 IEUA portion)**  
in USBR Services

*These services are highly valued by customers and necessary for customers to complete projects*

# Current Program Portfolio, cont.



## 4 Landscape Support Services

### Design Services

Increases completion rates of Turf Projects

### Design Templates

Increases completion rates of Turf Projects

### Landscape Training Classes

8 different topics  
3 vendors

Avg number of classes per year

### Local Weather Station

Retail Agencies Gain Access to  
Local Weather Data

*These services are highly valued  
by customers and necessary for  
customers to complete projects*

## Community Outreach, Events, School Education & Informational Materials

### National Theater for Children

### Garden in Every School

### Water Discovery Field Trips

### Student Poster Contest

### Solar Cup Competition

### Water Conferences

### Landscape & Water Conservation Festival

*\$ in annual services*

*Effectively addresses school/Retail Agency  
territory overlap*

*Eliminates duplicative efforts  
to provide services*

## Funding for Local Programs and Services

IEUA Provides **Retail Agency Funding**  
for Local Programs with Activity Water  
Savings and WUE Support Services

**\$173,000 per year**

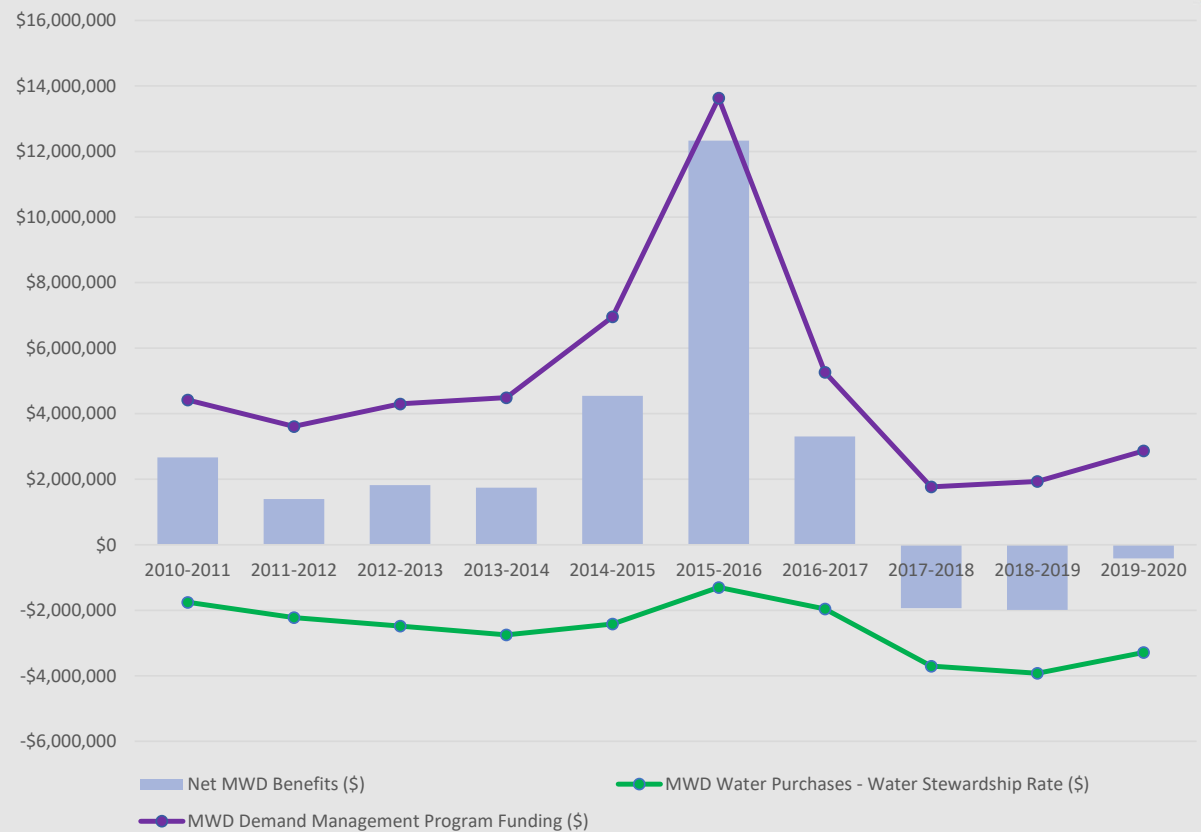
*Allows Retail Agencies to implement  
program and services more specifically  
tailored to their customer base*



## Regional Net Benefit of Water Stewardship Rate Payments and MWD Program Dollars over Past 10 Years

\$23.5  
million

Net MWD Demand Management Funding  
IEUA and Retail Agencies



# Regional WUE Grant Awards

Year	Funding Agency	Project	Grant Amount
2003	DWR	Urban Water Conservation Capital Outlay Grant Program for X-Ray Processor Retrofit	\$230,000
2005	USBR	Chino Basin Water Efficient Irrigation Demonstration Projects	\$50,000
2006	DWR	Multi-Family ULF Toilet Direct Install Program	\$1,650,133
2006	MWD	Community Partnering Program Grant	\$15,000
2008	DWR	IEUA Large Landscape Water Audit Training and Technical Assistance Program	\$194,476
2009	USBR	California Water Wise Landscape Project	\$30,000
2012	USBR	Regional Residential Landscape Surveys and Retrofit Program	\$200,000
2015	DWR	Regional Residential Landscape Retrofit	\$500,000
2016	DWR	Prop 84 Drought Round's High Visibility Turf Removal Project	\$1,256,865
2021	SAWPA	Proposition 1, Round 1 Regional Comprehensive Landscape Rebate Program	\$712,514
2021	SAWPA	SARCCUP Water Efficiency Dedicated Landscape Meter Budget Assistance Program	\$57,215
2021	SAWPA	Watershed-Wide Water Budget Decision Support Tool – Aerial Imagery Program	\$219,500

**\$5,115,703**

# Factors Impacting WUE Program Design



Legal and Regulatory Frameworks



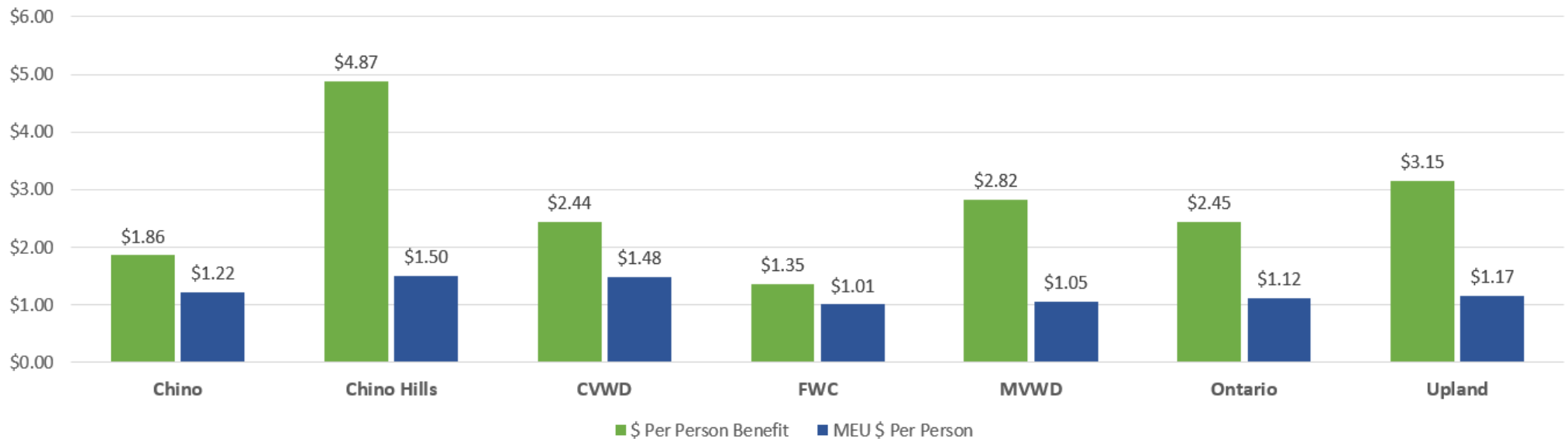
Water Supply Reliability/Drought Response



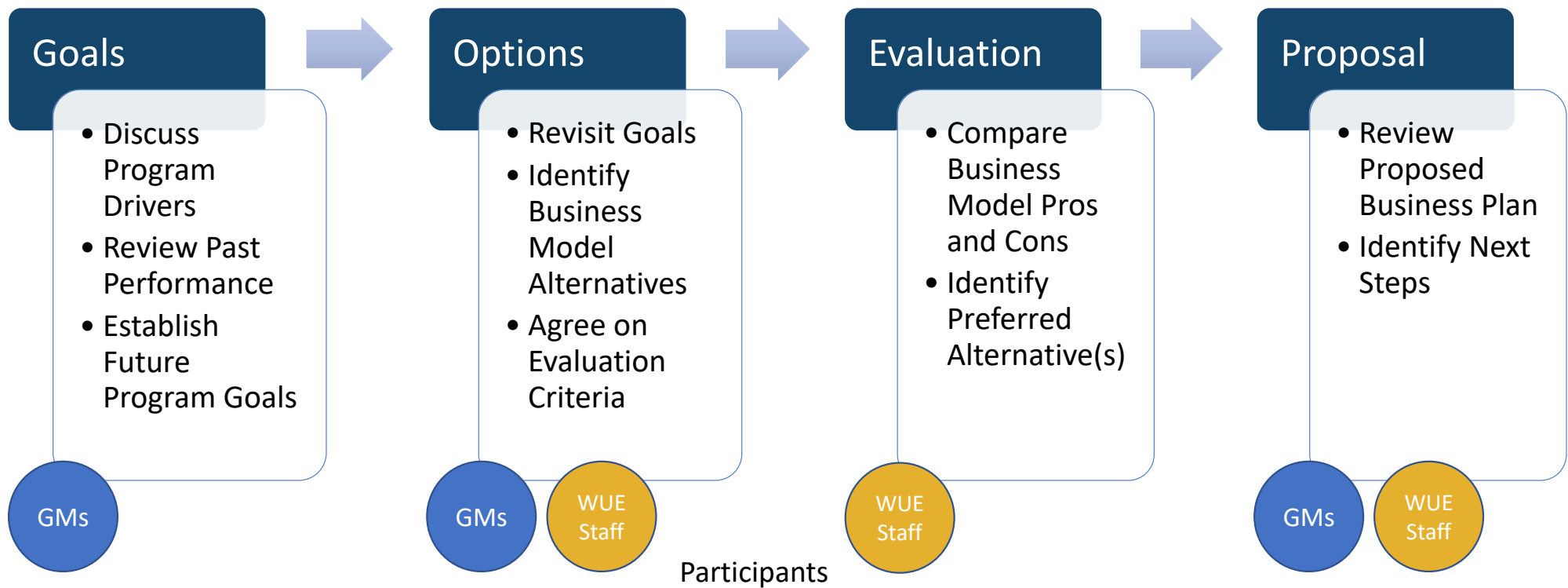
Equity/Equality

# IEUA Regional WUE Program Costs vs Benefits Received by Agency

Average Benefit Received and MEU Cost Per Person  
FYs 16/17 - 20/21 and Based on 2020 Population



# Meeting Schedule







# Questions?



INFORMATION  
ITEM

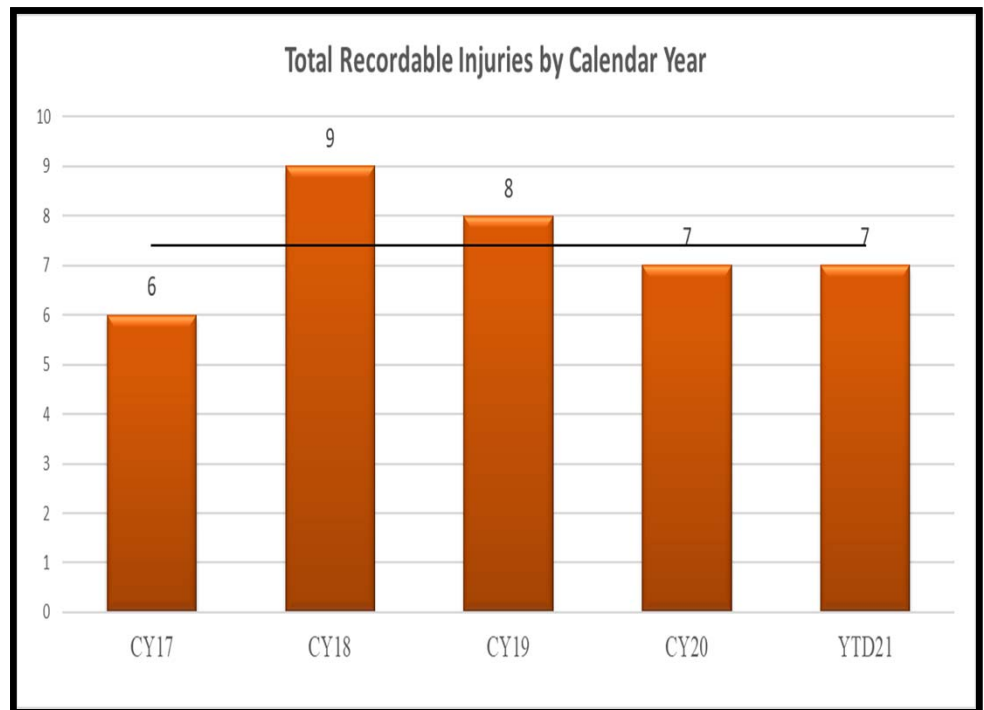
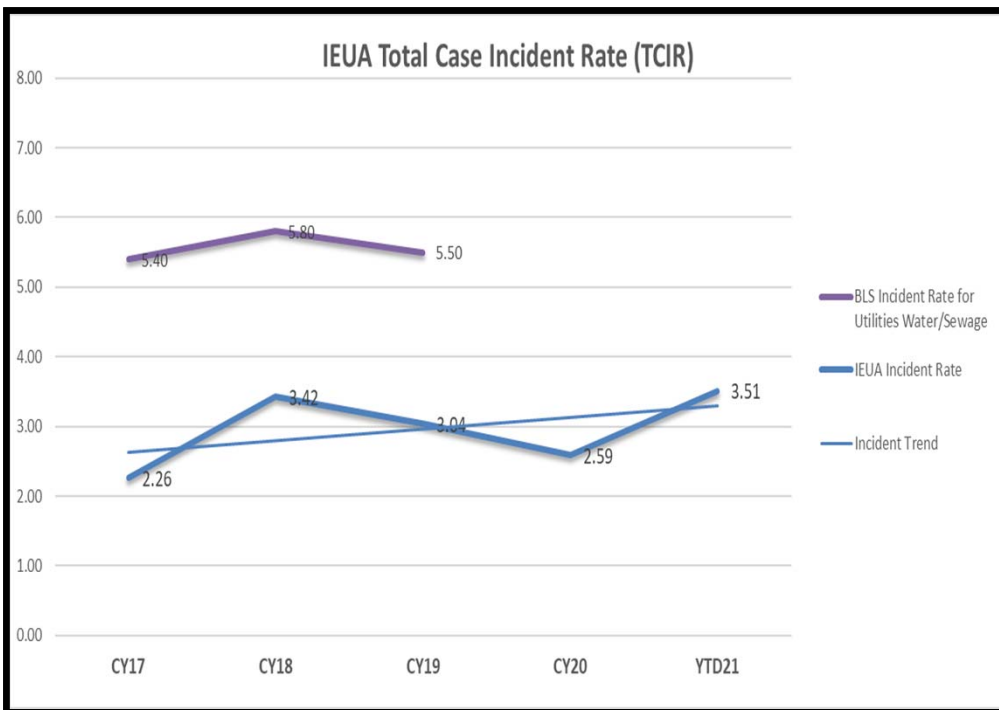
**3E**



# Operations Division Quarterly Update

Kanes Pantayatiwong  
Manager of Business Information Services  
October 2021

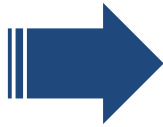
# IEUA Incident Rates vs. Industry & Total Recordable Injuries



\* Estimated incident rate based on past Sept hours worked

# Digitization

## Laserfiche



Process ▲		
☆ AP - Check Request IERCA		Start
☆ AP - Check Request IEUA		Start
☆ BIS - CHaRM		Start
☆ BIS - Transport Request		Start
☆ Budget Fund Transfer Request		Start
☆ FIN - Mileage Reimbursement Request		Start
☆ HR - Badge Request Form		Start
☆ HR - New Employee Notification		Start
☆ HR - PC Loan Form		Start
☆ HR - Safety Shoe Voucher		Start
☆ HR - Wellness Reimbursement		Start
☆ Safety - Incident Report		Start



**IEUA Check Request Form**

Requestor's Section

Requestor's Name: [First Name] [Last Name] [Email]

Requestor's Title: [Title]

Requestor's Address: [Address]

Requestor's City: [City] [State] [Zip]

Requestor's Phone: [Phone]

Requestor's Fax: [Fax]

Requestor's Email: [Email]

Requestor's Account No.: [Account No.]

Requestor's Date: [Date]

Requestor's Amount of check request: [Amount]

Requestor's Date required: [Date]

Instructions on what to do with check:

☐ Mail check ☐ Mail with attachment ☐ Return to requestor

Attach Files or Supporting Documents:

Payable Information

Payable to: [Payable to]

Payable to Address: [Payable to Address]

Payable to City: [Payable to City] [Payable to State] [Payable to Zip]

Payable to Phone: [Payable to Phone]

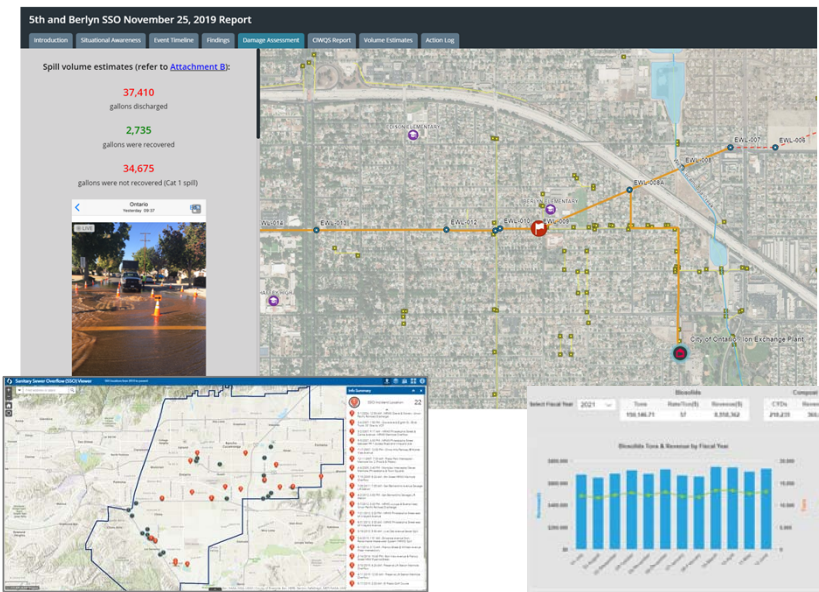
Payable to Fax: [Payable to Fax]

Payable to Email: [Payable to Email]



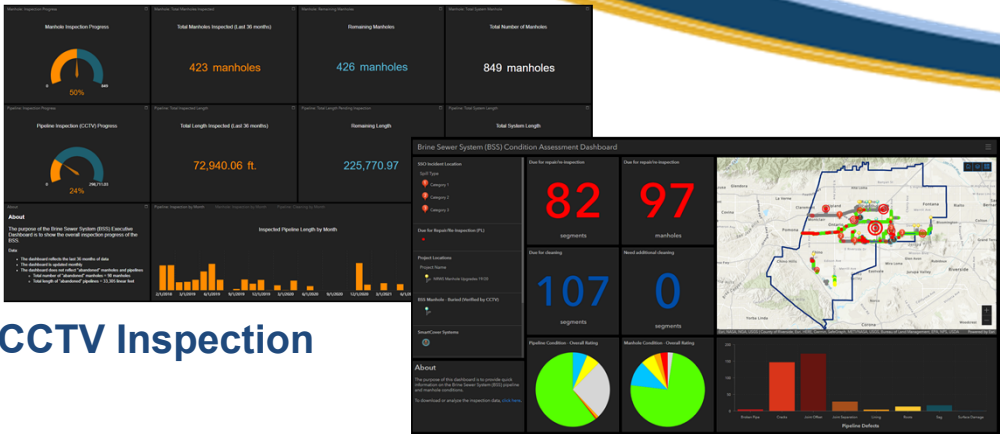


# Dashboards and Reports

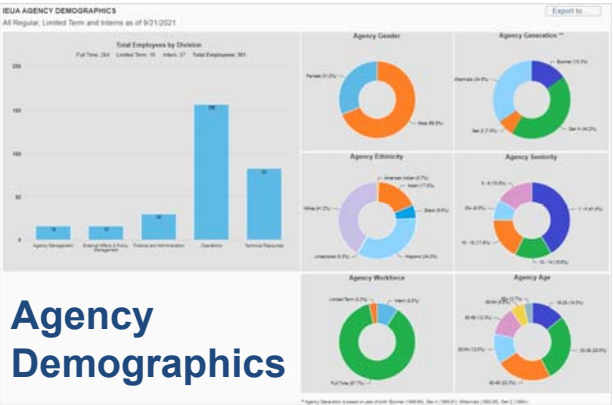


Sewage Spill Overflow

IERCA  
Production &  
Energy Use



CCTV Inspection



Agency  
Demographics

# IEUA Collection System Flexibility

Los Angeles Times

Subscribe  
\$1 for 6 mo

CALIFORNIA

## Damaged Hyperion plant is releasing partially treated sewage into Santa Monica Bay



The Hyperion Water Reclamation Plant caused a 17-million-gallon sewage spill that closed Los Angeles area beaches this month. Now regulators want plant managers to conduct more testing. (Jason Armond/Los Angeles Times)

BY ROBERT J. LOPEZ | STAFF WRITER

JULY 30, 2021 11:27 AM PT

### SUBSCRIBERS ARE READING

#### BUSINESS

##### FOR SUBSCRIBERS

The fight over 'The One' — L.A.'s biggest and most extravagant mansion

#### SPORTS

##### FOR SUBSCRIBERS

Ultimate SoCal NFL sports bar guide: Find out where to watch your team

#### CALIFORNIA

L.A. County D.A. to dismiss 60,000 past marijuana convictions

#### TRAVEL

##### FOR SUBSCRIBERS

The 40 best California experiences: Fall edition

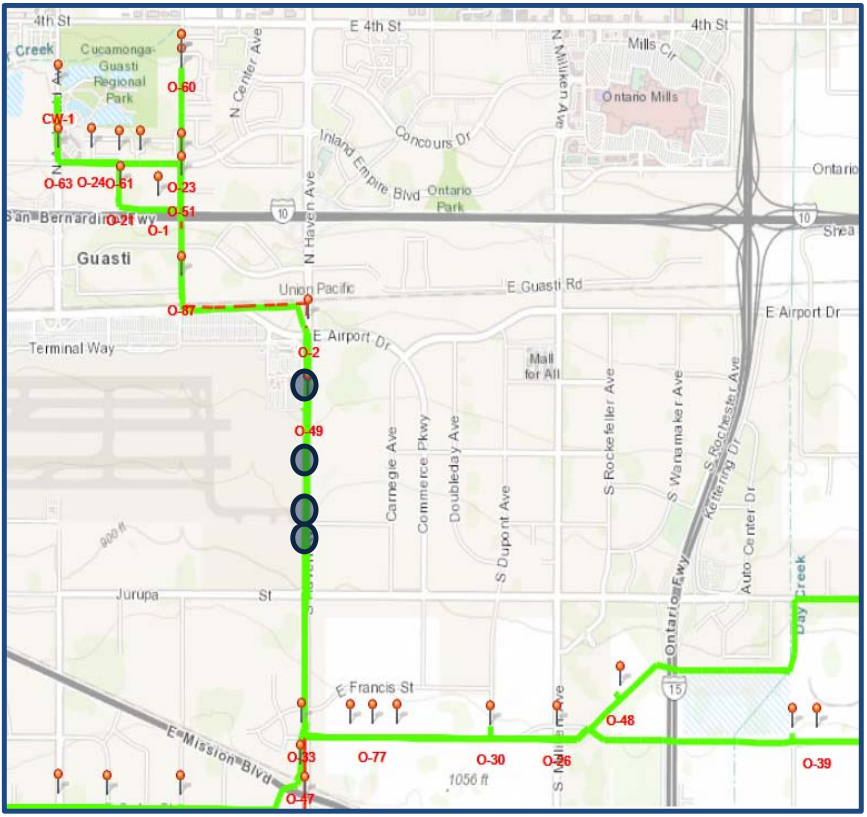
#### FOOD

##### FOR SUBSCRIBERS

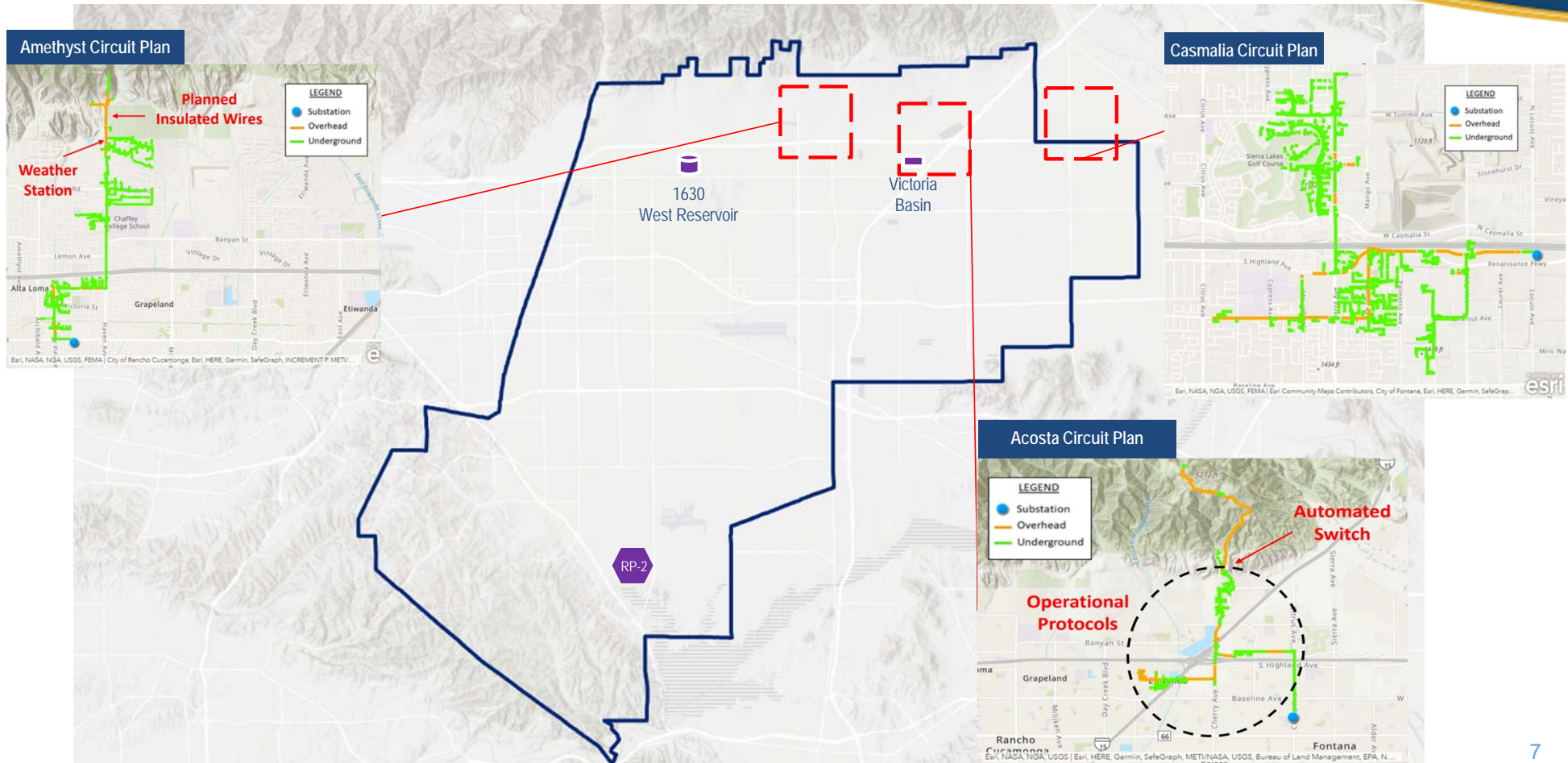
The best breakfast burritos in Los Angeles



# Haven Avenue Manhole Lids Update



# SCE Public Safety Power Shutoff (PSPS) IEUA Service Area Electrical Grid Hardening



INFORMATION  
ITEM

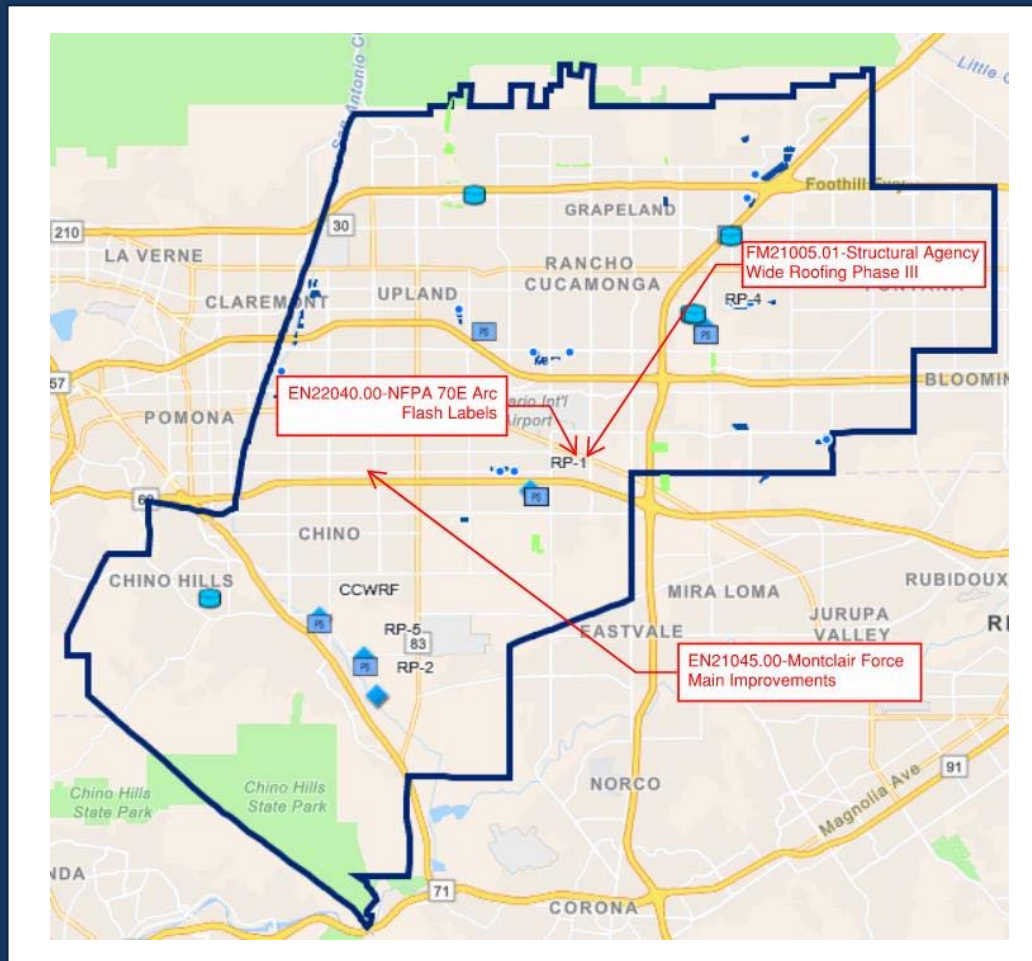
**3F**





# Engineering and Construction Management Project Updates


Jerry Burke, P.E.  
Manager of Engineering  
October 2021



## Project Location Map

# NFPA 70E Arc Flash Labels

Project Goal: Improve Safety



## WARNING

**Arc Flash and Shock Hazard Present**  
**Appropriate PPE Required**

Arc Flash Boundary	5 ft	<b>Min. PPE Requirements</b>
Incident Energy	3.4 cal/cm <sup>2</sup>	FR long-sleeve shirt (minimum arc rating of 4), worn over untreated cotton T-shirt with FR pants (minimum arc rating of 8)
Working Distance	36 in	
Shock Hazard Exposure	12000 VAC	
Insulating Glove Class	2	
Shock Hazard when <b>covers removed</b>		
Limited Approach Boundary	5.0 ft	
Restricted Approach Boundary	2.0 ft	
Equipment <b>MEDIUM VOLTAGE SWITCH CEN</b>		Printed Date: 12/1/2020
System changes affecting system and circuit voltage, impedance, short circuit current, or fault clearing time, will invalidate values on this label and require reevaluation, calculation, and new labels for hazard levels.		

Sample Arc Flash Label

**Total Project Budget: \$210 K**  
**Project Completion: June 2023**  
**Construction Percent Complete: 5%**

Phase	Consultant/Contractor	Current Contract	Amendments/Change Orders
Design	N/A	\$0	0%
Construction (Current)	Power Engineering Services	\$122 K	0%

Project Management Team	
Project Manager:	Simpson, James
Assistant/Associate Engineer:	Asprer, Kevin
Administrative Assistant:	GK & Assoc
Inspector:	TBD



# Agency-Wide Roofing Phase III

Project Goal: Rehabilitate/Repair Existing Assets

**Total Project Budget: \$2.4 M**

**Project Completion: December 2022**

**Design Percent Complete: 95%**

Phase	Consultant/ Contractor	Current Contract	Amendments/ Change Orders
Design (Current)	GPa	\$86 K	0%
Construction	TBD	\$0	0%
<b>Project Management Team</b>			
<b>Project Manager:</b>	Poeske, Matthew		
<b>Project Engineer:</b>	GPa		
<b>Administrative Assistant:</b>	Guthrie, Rosalind		
<b>Inspector:</b>	TBD		

## Phase I

- Roofing Replacement
  - Headquarter Buildings
  - RP-1 MCC Building
  - RP-1 PR (Power Reliability) Building



New Headquarters Roof



New PRB Roof



Old MCC Building Roof



New MCC Building Roof

## Phase I Building Roof Replacement

# Montclair Force Main Improvements

Project Goal: Enhance Reliability, Improve Asset Management



New Force Main Connection Location to Existing Discharge Header

**Total Project Budget: \$6.8 M**  
**Project Completion: Est. June 2023**  
**Design Percent Complete (PDR): 30%**

Phase	Consultant/ Contractor	Current Contract	Amendments/ Change Orders
Design (Current)	GHD	\$172 K	0%
Construction	TBD	\$0	0%

Project Management Team	
Project Manager:	Zughbi, Jamal
Assistant/Associate Engineer:	Ferrer, Karen
Administrative Assistant:	Wood Environment
Inspector:	TBD

**INFORMATION  
ITEM**

**3G**

**Date:** October 20, 2021

**To:** The Honorable Board of Directors

*SD*  
**From:** Shivaji Deshmukh, General Manager

**Committee:** Engineering, Operations & Water Resources

10/13/21

**Executive Contact:** Christiana Daisy, Deputy General Manager

**Subject:** COVID-19 Pandemic Impact on Capital Improvement Projects

---

**Executive Summary:**

During the April 21, 2021, Board of Directors meeting, Director Hofer requested information regarding the impact that the COVID-19 pandemic has had on the execution of the Inland Empire Utility Agency (IEUA's) Capital Improvement Program. Engineering and Construction Management staff assessed the schedule and total cost for each active project during the pandemic.

A total of fourteen projects experienced delays due to the pandemic. While the delays were non-compensable to the design consultants and the construction contractors, IEUA incurred extended overhead costs due to increased labor costs to manage the projects along with increased operational and maintenance costs due to the delays in receiving the project deliverables.

It is important to note that some of the bids received during the last five months were higher than the Engineer's estimate. This is due to the increased cost of material, delays in procurements, manufacturing, and labor shortage.

---

**Staff's Recommendation:**

None.

---

**Budget Impact** *Budgeted (Y/N):* N *Amendment (Y/N):* N *Amount for Requested Approval:*

*Account/Project Name:*

Not Applicable.

*Fiscal Impact (explain if not budgeted):*

None.

---

**Prior Board Action:**

None.

---

**Environmental Determination:**

Not Applicable

---

**Business Goal:**

The Covid-19 Impact Update is consistent with IEUA's Business Goal of planning for multi-year budgets and rate requirements in support of maintaining fiscal stability for IEUA and the member agencies in addition to maintain fund reserves, which can withstand significant changes to the economy and funding sources.

---

**Attachments:**

Attachment 1 - PowerPoint

Attachment 2 - COVID-19 Impact Tracker

# **Attachment 1**



# Impact of COVID-19 Pandemic on the Execution of Capital Improvement Program

Adham Almasri, P.E.

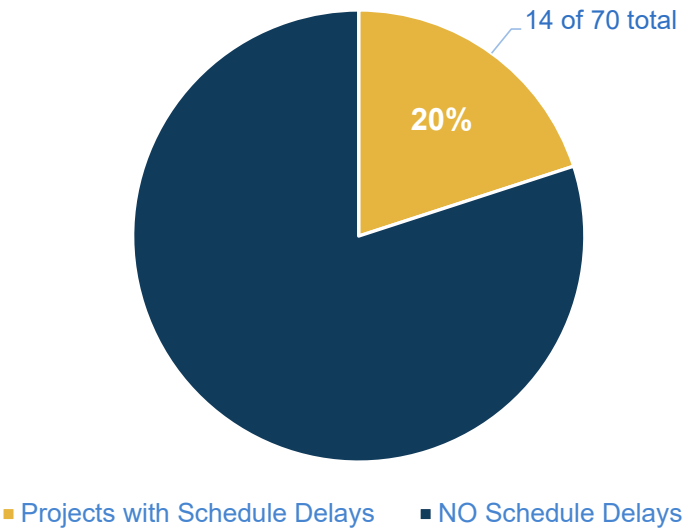
Principal Engineer

October 2021

# Delays to Projects

Projects with Schedule Delays	Active Projects
14	70

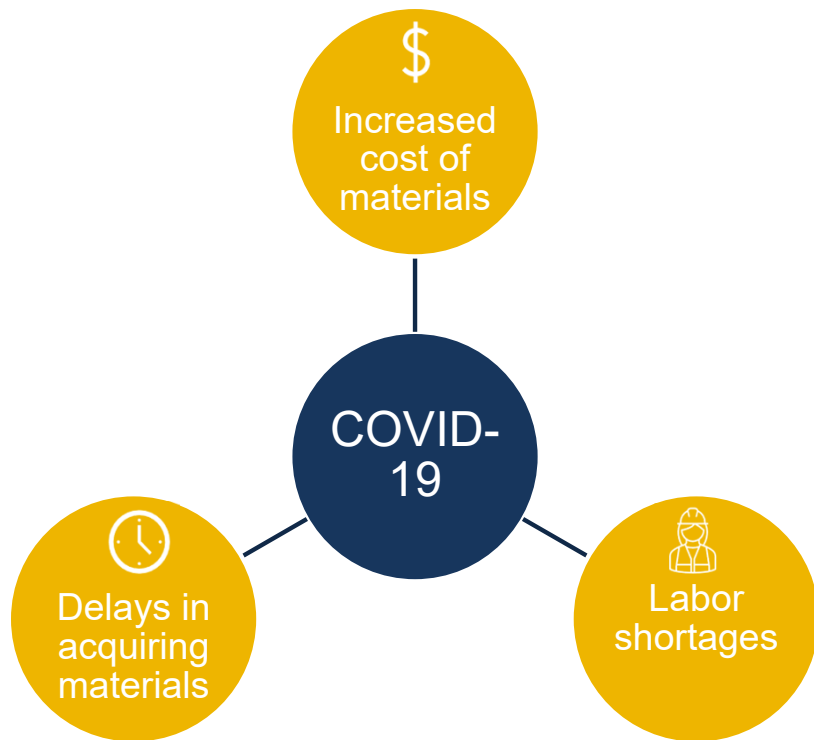
Average Number of Days Delayed per Project	Average Cost of Delay per Project
66.64	\$67,436



## Impacts Include:

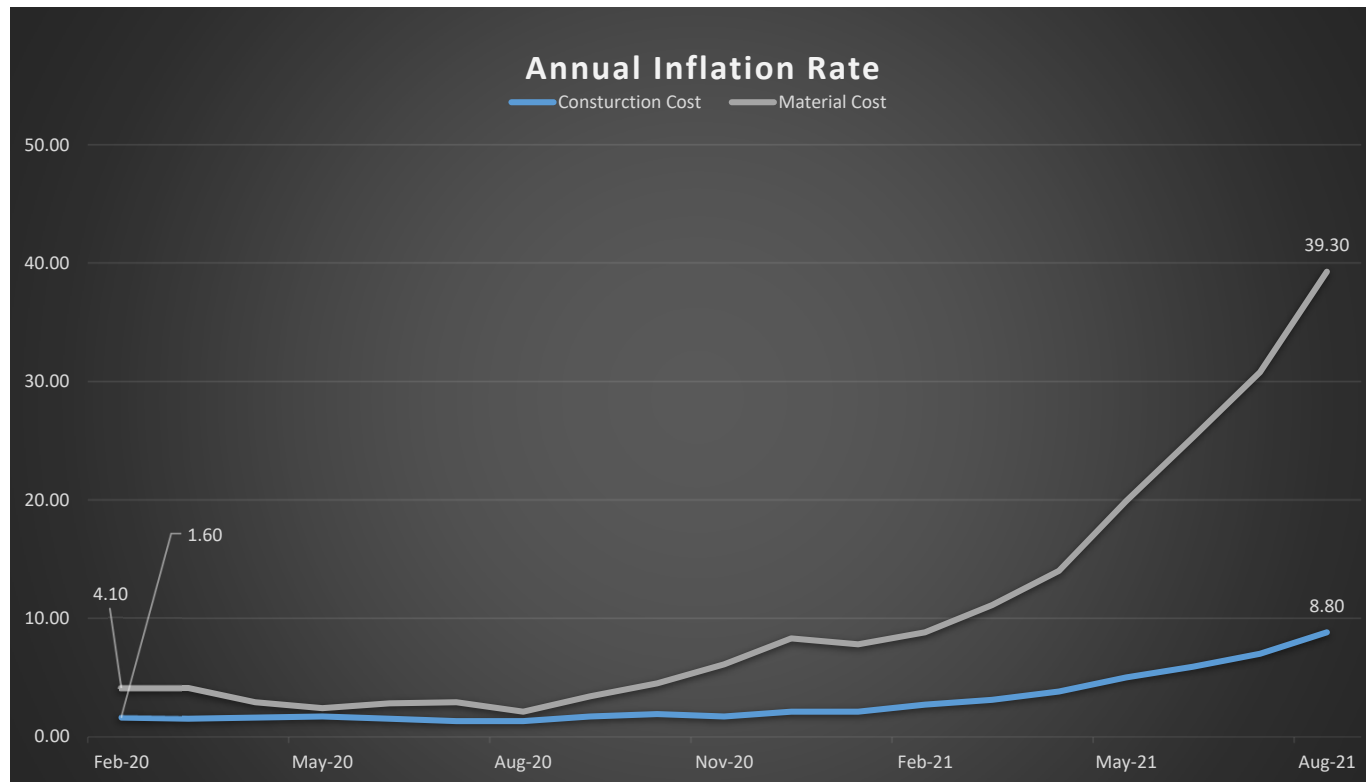
- Increased Labor Cost
- Increased Operational and Maintenance Cost

# Impact of COVID-19 on Bid Prices



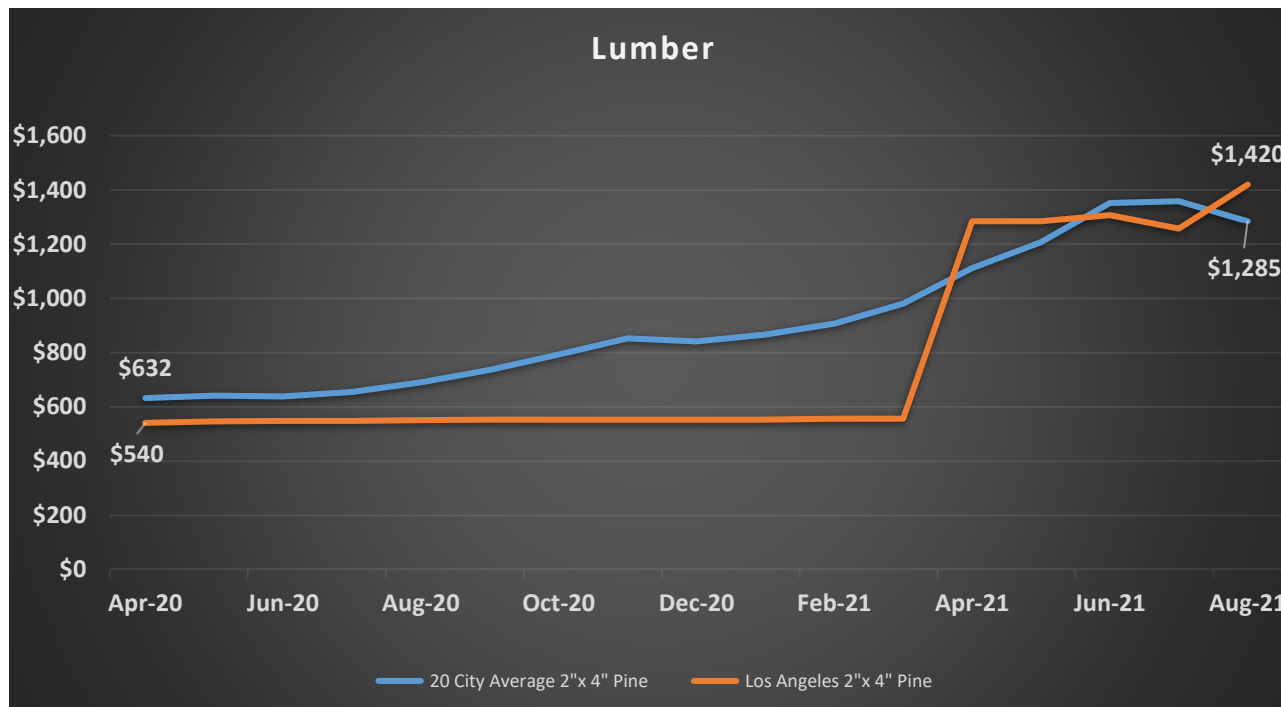
Example: Ductile iron fittings for Regional Forcemain Improvements  
Delayed **150 days**

# Annual Inflation



Source: ENR Engineer News-Record

# Lumber Price

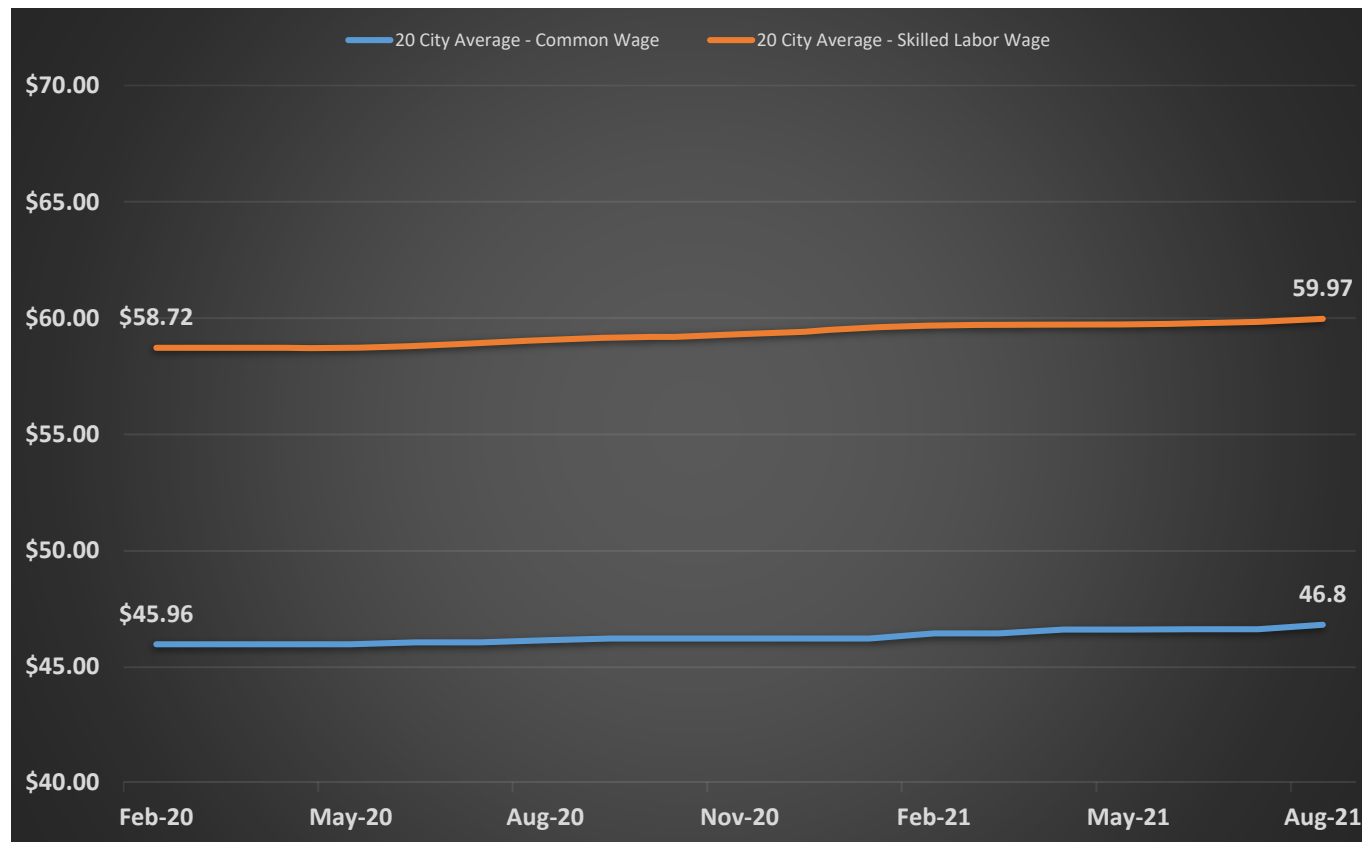


Los Angeles Increase From 4/20 = 162.96%

20 City Avg Increase From 2/20 = 103.32%

Source: ENR Engineer News-Record

# Wages



**Skilled Labor Increase From 2/20 = 2.12%**

**Common Worker Increase From 2/20 = 1.82%**

Source: ENR Engineer News-Record



# **Attachment 2**

#	Project	Covid Delay	PM	Day Delay	Cost Delay/ Covid Cost
1	EN19001/EN19006 RP-5 Expansion Project	Bidding: Covid shutdown in March 2020 delayed the bid from March 26th to May 21st, 2020, 56-day delay; CM team time and IEUA staff \$300K a month. COVID: Job has only experienced one 1/2-day shutdown when General Contractor had all staff on a Friday afternoon get tested for COVID. Two instances of carpenters crews of five where positive each had about a seven day delay in the work that is consumed by float, no schedule impact. Other costs: Delay in bidding has extended the duration of the temporary power to the trailers by four months at \$1060 a month, \$4240. Construction Management trailer cleaning service for COVID \$750/month since September 2020 till September 2021, and ongoing. Covid cleaning supplies, masks, sanitizer, and other related items approx. \$500 as of March 2021. Contractor has not reported any delivery or supply issues related to COVID as of March 2021.	Brian Wilson	57-days	\$ 620,000
2	EN16021 (Archibald Plume Project):	CDM Constructors staff was infected with the COVID virus, which resulted in delays due to stopping construction and activities to isolate contractors and prevent further spread. Delays were also seen in shipping construction materials and equipment. Added three more months to the plume project.	Joel Ignacio	91-days	\$ 18,000
3	RW15004 (Lower Day Improvements):	The contractor had a delay due to cement availabilities. Secondly, Southern California Edison (SCE) is also delayed in providing new electrical service. SCE has been delayed due to working remotely. Added six months to the project.	Joel Ignacio	180-days	\$ 36,000
4	RW15003.05 (RP-3 Recharge Basin Improvements)	Engineering was delayed in releasing the project to bid due to limited staffing and transitioning to working remotely.	Joel Ignacio	45-days	\$ 9,000
5	EN19024/EN19028 (Regional and NRW Systems Asset Management)	The process of working remotely has a slight impact on delivery.	Joel Ignacio	30-days	\$ 6,000
6	EN13001 (San Seavine Basin Improvements)	While the project is completed, Engineering is still supporting the project by addressing the pump warranty request. Due to COVID, manufacturing has been delayed in assessing the pump failures. Engineering worked with the manufacturer to finalize the warranty terms.	Joel Ignacio	60-days	\$ 4,000
7	EN22002 (East end Flow Meter Replacement)	The flow meter delivery has been delayed due to Covid-19 by 60-days. The manufacturer is having trouble getting materials to build the flow meter. As of right now, it is only a time delay and no financial impact yet.	Josh Biesiada	60-days	\$ 12,000
8	EN19025 (Regional Force Main Improvements)	The ductile iron fittings were delayed by 150 days.	Josh Biesiada	160-days	\$ 30,000
9	RA17007.01 (IERCF Wash Pad cover)	Delay in concrete delivery: (23-days delay) 9/1: The contractor was made aware from Robertson's that they are not taking any orders until late October. 9/24: The contractor was able to get an order in with Holliday Rock and have it delivered on 10/9. Delay in steel: (29-day delay) Original Delivery date was Aug 26, 2020. 9/24: The contractor was made aware some of the steel was on back order. Structure was delayed 3-weeks due to production delays. Total COVID-19 Delays: 52 Days	Matt Poeske	29-days	\$ 5,800
10	FM21005 (Phase II Agency-wide Roofing)	Due to COVID-19, Exbon had reported they were experiencing internal difficulties, with the Project Manager/Supervisor and staff having had COVID-19. This caused a delay to the construction phase of the project. Exbon requested a non-compensable time extension of seventy (70 calendar days). Our manufacturer, PAC-CLAD, had their labor force impacted by COVID-19 which resulted in our coping material being delivered three weeks behind schedule. As a result, Exbon requested a non-compensable Act of God Extension of seventeen calendar days. Exbon was to install polycarbonate panels at the OPS Building. Staff discovered the manufacturer that was making these panels had been closed since March 2020. IEUA attempted to reach out to other manufacturers, but due to time and many stating COVID-19 delays IEUA decided to pick this work up in the next phase of roofing. An acceptable credit of \$2,288.62 was given back to IEUA. Total COVID-19 Delays: 87-Days	Matt Poeske	87-days	\$ 17,400
11	EN17110.03 (RP-4 Aeration Basin Wall Repair)	The shipment of the SSI diffusers has been delayed due to COVID. There has been no cost on this delay; however, indirectly IEUA is incurring change order cost for the cleaning of the basins since IEUA staff is not available to do the cleaning as originally promised. Assuming Genesis cleans all three basins, the cost would be \$150,000; in addition to Consultant Inspection Support and internal labor.	James Spears	70-days	\$ 176,500
12	EN19010 (RP-4 Influent Screen Replacement)	Lost seven days due to Stanek crew member getting COVID.	James Spears	7-days	\$ 3,041

#	Project	Covid Delay	PM	Day Delay	Cost Delay/ Covid Cost
13	EN20058 (RP-1 TP-1 Waste Wash Water Basin Pumps Replacement)	Delayed 21-days due to COVID related delays at the ports to offload the pumps and Schuler crew member tested positive for COVID. No additional costs.	James Spears	21-days	\$ 8,262
14	EN17082 (RP-1 Mechanical Restorations twice)	Delayed 10-days near Thanksgiving. An employee tested positive and there was close contact within the contractor's crews, impacting the entire workforce. Luckily, this was caught prior to a holiday weekend, minimizing the delay on the job. Procurement of the RAS and WAS pumps from KSB (manufacturer) was delayed due to constraints on materials and labor resources as a direct result of the COVID-19 pandemic. This COVID-19 delay began on June 1, 2020, and ended on July 6, 2020, for a total duration of 36-Calendar Days.	Justin Tao	36-days	\$ 8,100

INFORMATION  
ITEM

**3H**

**Date:** October 20, 2021

*ADD*

**To:** The Honorable Board of Directors

**From:** Shivaji Deshmukh, General Manager

**Committee:** Engineering, Operations & Water Resources

10/13/21

**Executive Contact:** Christiana Daisy, Deputy General Manager

**Subject:** Strategic Planning & Resources Annual Report & Annual Energy Report

---

**Executive Summary:**

The Inland Empire Utilities Agency (IEUA) monitors and compiles water use data including recycled water use for the Planning Annual Report. IEUA tracks overall water demands and sources of supply from each of its retail agencies. Total water consumption within IEUA's service area for FY 2020/21 was 202,776 AF (183,242 AF of potable water + 19,434 AF of recycled water direct use). Potable water use is up approximately 4% compared to FY 19/20. Recycled water direct use increased approximately 14% compared to FY 19/20.

IEUA's energy consumption, renewable generation performance, and energy efficiency projects are reported in the Annual Energy Report. IEUA consumed 80,356 MWh of electricity, an increase of 6.1% from FY 2019/20, of which 10% was generated by its renewable sources.

---

**Staff's Recommendation:**

This is an informational item for the Board of Directors to receive and file.

---

**Budget Impact** *Budgeted (Y/N):* Y *Amendment (Y/N):* Y *Amount for Requested Approval:* \$ 0

*Account/Project Name:*

N/A

*Fiscal Impact (explain if not budgeted):*

---

**Prior Board Action:**

N/A

---

**Environmental Determination:**

Not Applicable

---

**Business Goal:**

The Strategic Planning & Resources Annual Report and Annual Energy Report are consistent with the Agency's Business Goals of Business Practices and Environmental Stewardship by providing an evaluation of Agency activities and being committed to the responsible use and protection of the environment through conservation and sustainable practices.

---

**Attachments:**

Attachment 1 - SPAR Annual Report

Attachment 2 - Annual Energy Report





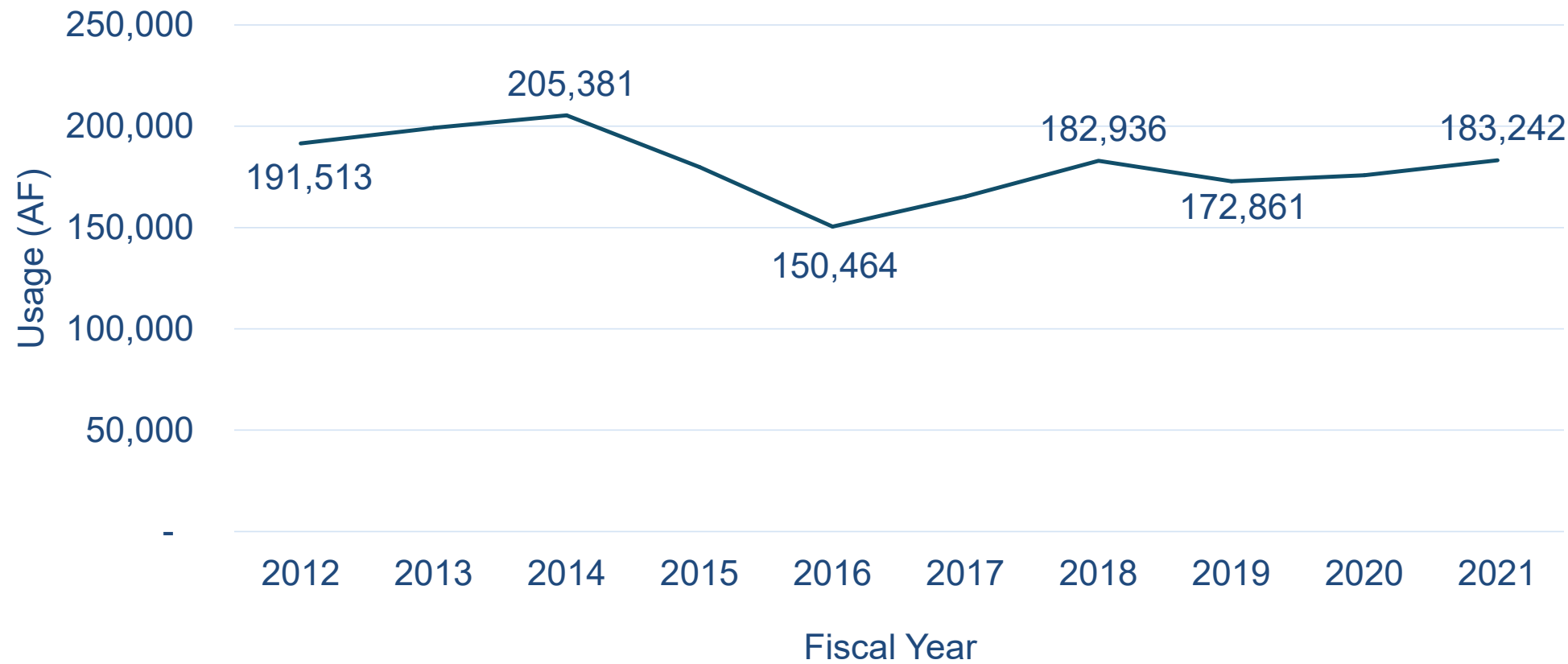
# 1<sup>st</sup> Quarter Strategic Planning and Resources Update

Pietro Cambiaso

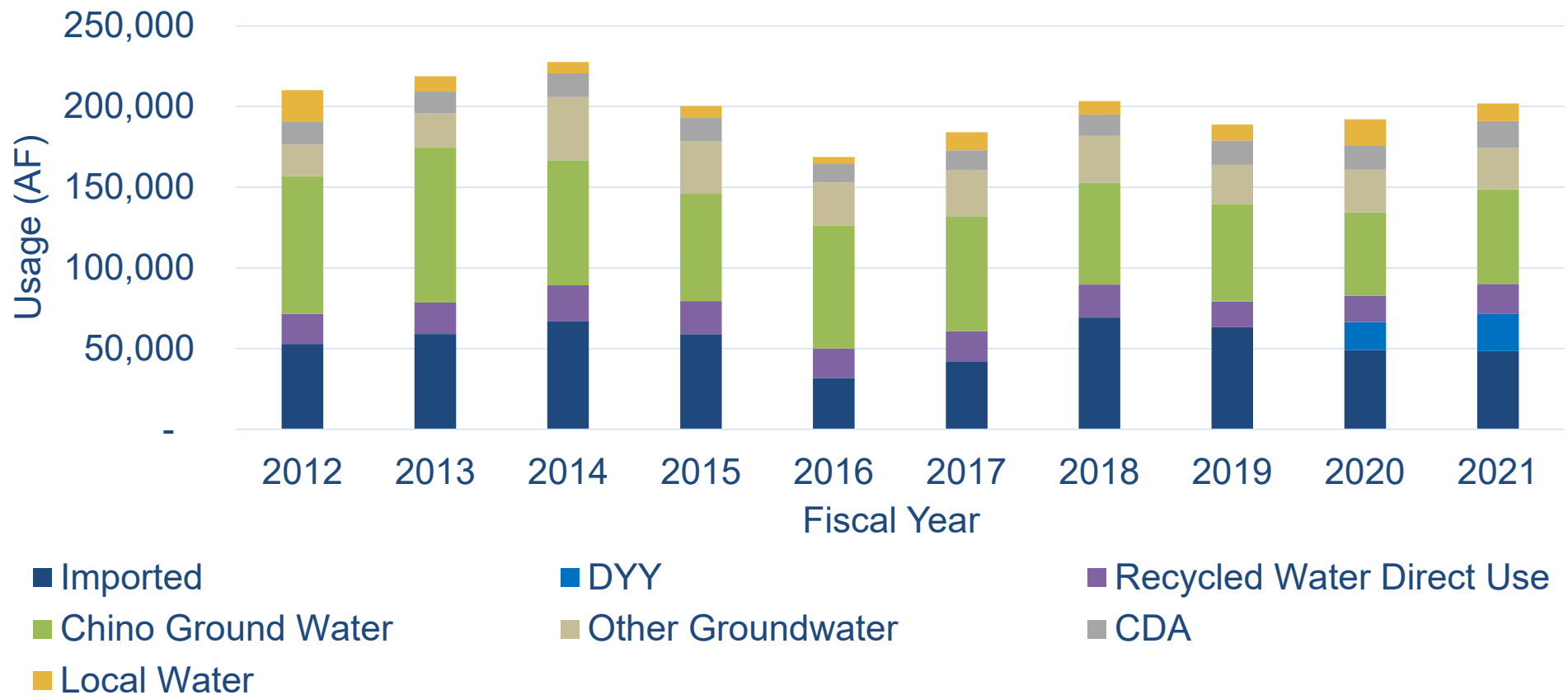
Deputy Manager of Strategic Planning & Resources

October 2021

# Regional Potable Water Use



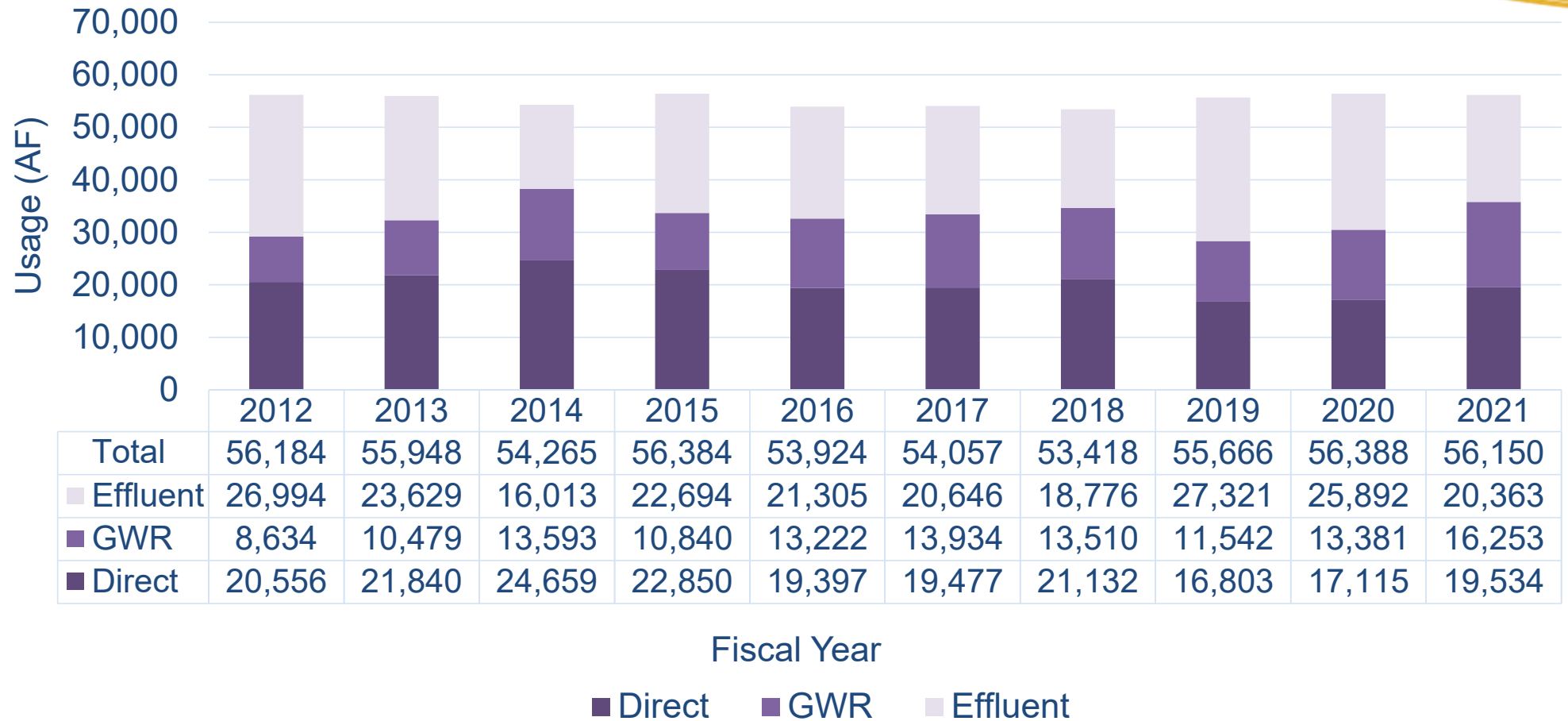
# Regional Member Agency Water Use



\*Local water includes local surface water, intraregional sales and purchases, as well as purchases and sales from local water companies such as SAWCo and WECWC.

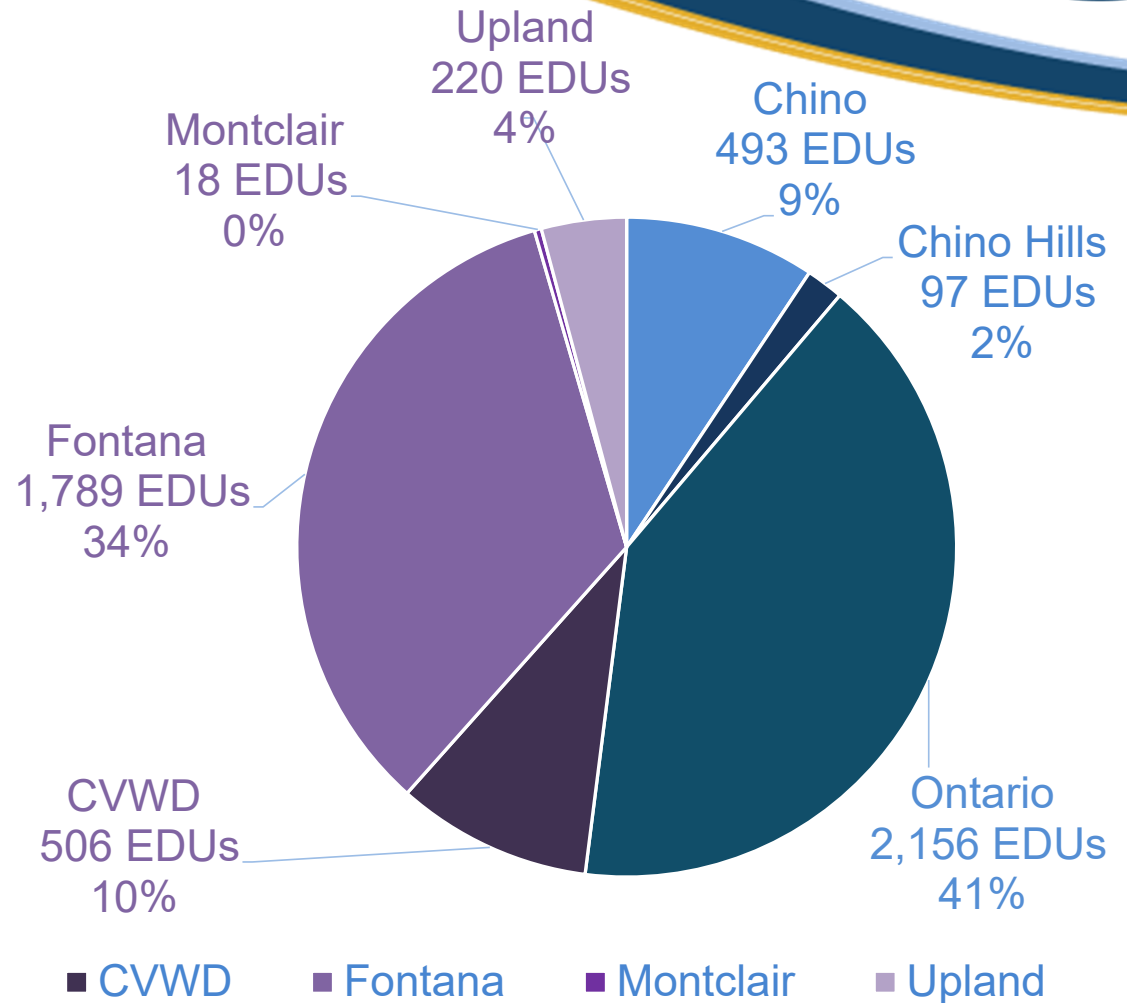
\*RW does not include 628 AF for IEUA use and 277 AF for SB County Use in RW Direct Use

# Recycled Water Use



# FY20/21 Building Activity

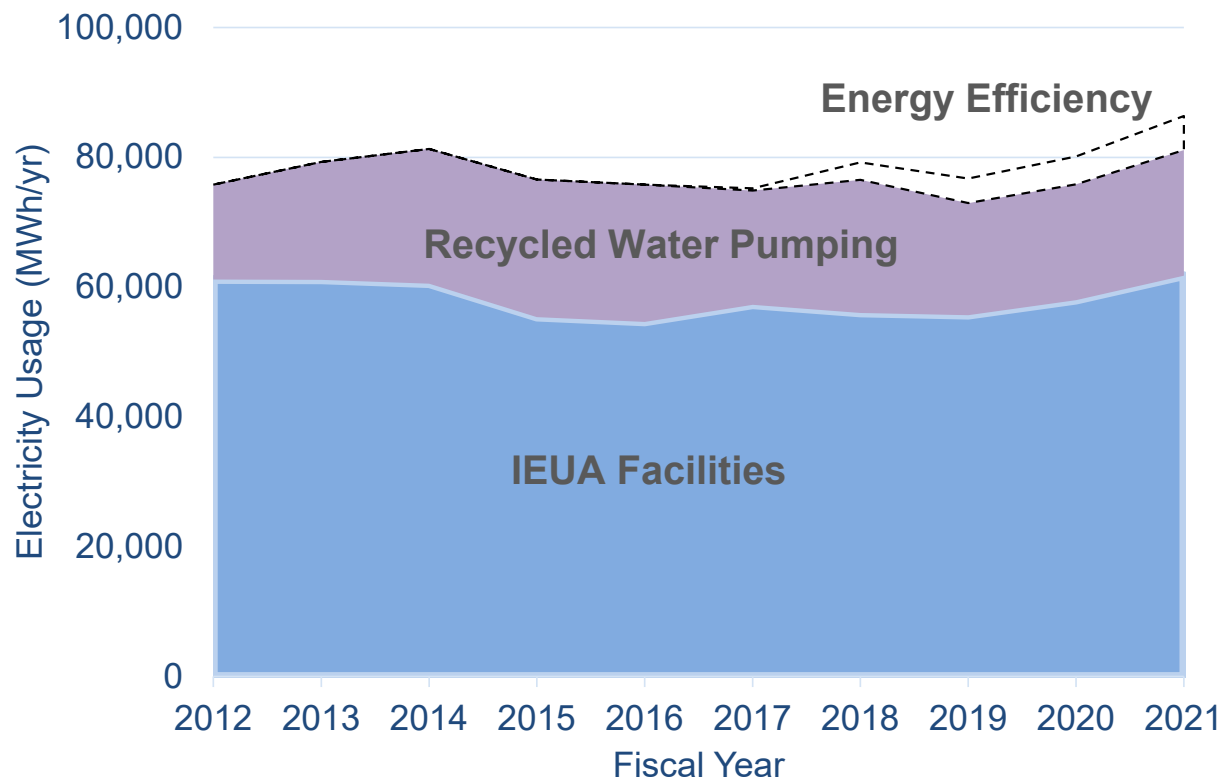
- Total 5,279 Equivalent Dwelling Units (EDUs) in FY 20/21
  - 2,746 EDUs **South** Service Area (52%)
  - 2,533 EDUs **North** Service Area (48%)
- \$36.7M funding in FY 20/21



■ Chino ■ Chino Hills ■ Ontario ■ CVWD ■ Fontana ■ Montclair ■ Upland

\*Partial EDUs rounded to the nearest whole number

# Electricity Usage



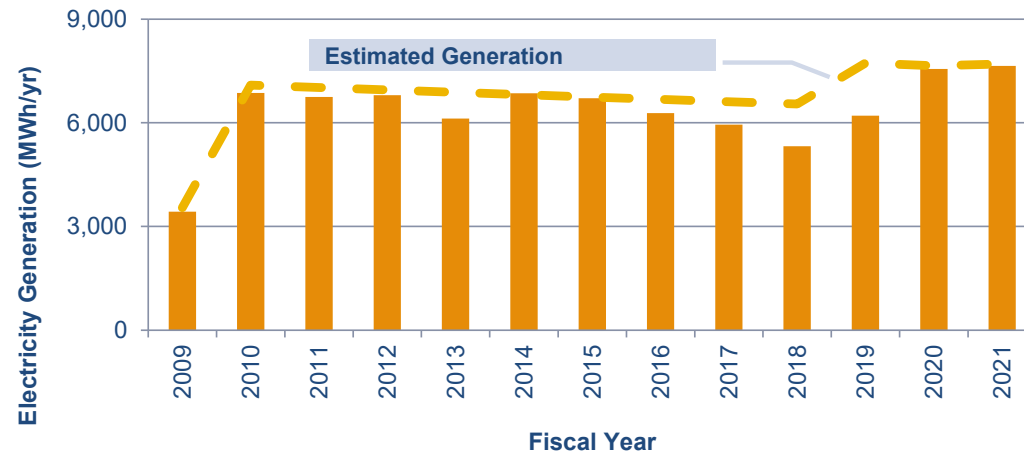
## Energy Efficiency Project RP-1 1158 Recycled Water Pump Station Upgrade

- Completed September 2020
- Avoided power usage 81 kW
- Expected annual savings
  - 927,000 kWh
  - \$116,000
- SCE Incentive \$86,000

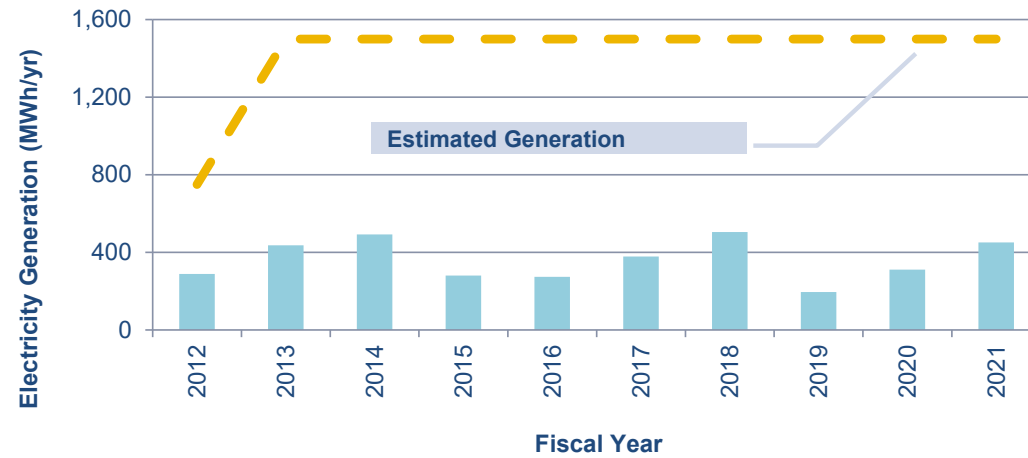


# Renewable Energy

Solar



Wind





# Planning Annual Report

## Fiscal Year 2020/2021



October 2021

## Contents

INTRODUCTION .....	2
SECTION 1: ANNUAL IEUA SERVICE AREA WATER USE .....	2
Current Potable Water Use.....	3
Projected Imported Water Use.....	3
Current Recycled Water Use .....	5
Projected Recycled Water Use.....	6
Projected Regional Water Use .....	7
SECTION 2: GROUNDWATER RECHARGE DELIVERIES .....	9
Historical Groundwater Recharge Deliveries .....	9
Projected Groundwater Recharge Deliveries .....	11
Dry Year Yield .....	12
SECTION 3: SANTA ANA REGIONAL BASEFLOW OBLIGATION .....	13
Santa Ana River Regional Baseflow Obligation .....	13
SECTION 4: WASTEWATER.....	14
Wastewater Actuals.....	14
Wastewater Projections.....	18
APPENDIX A: ACRONYMS .....	20
APPENDIX B: RETAIL AGENCY WATER USE CHARTS .....	22



## INTRODUCTION

The Inland Empire Utilities Agency (IEUA) is located in Western San Bernardino County and serves approximately 900,000 residents in a 242-square mile service area. As a regional wastewater treatment agency, IEUA provides wastewater utility services to seven regional contracting agencies (RCAs) under the Chino Basin Regional Sewage Service Contract: cities of Chino, Chino Hills, Fontana, Montclair, Ontario, Upland, and Cucamonga Valley Water District (CVWD) in the city of Rancho Cucamonga. In addition to the RCAs, the Agency provides wholesale imported water from the Metropolitan Water District of Southern California (MWD) to seven retail agencies: the cities of Chino, Chino Hills, Ontario, Upland, CVWD in the city of Rancho Cucamonga, Fontana Water Company in the city of Fontana, and the Monte Vista Water District in the city of Montclair.

In addition to providing these key services, IEUA also produces and distributes high quality recycled water, implements the Chino Basin stormwater/groundwater recharge program, and provides regional water resources planning to ensure reliable, cost-effective environmentally responsible water supplies for current and future customers. The purpose of the Strategic Planning Annual Report (SPAR) is to provide annually updated information about the IEUA service area's potable water, recycled water, groundwater, and wastewater. This report also provides a holistic summary of historic trends, usage patterns, current programs, and future forecasts.

## SECTION 1: ANNUAL IEUA SERVICE AREA WATER USE

IEUA monitors and compiles water use data from each of its retail agencies to track overall water demands and sources of supply. Annual water use is split between potable water usage and the direct use of recycled water. IEUA's regional water usage in FY 20/21 was 202,776 AF (183,242 AF potable usage and 19,534 AF recycled direct usage). Recycled water used for groundwater recharge is not included in this total but can be found in Section 2 of the SPAR.

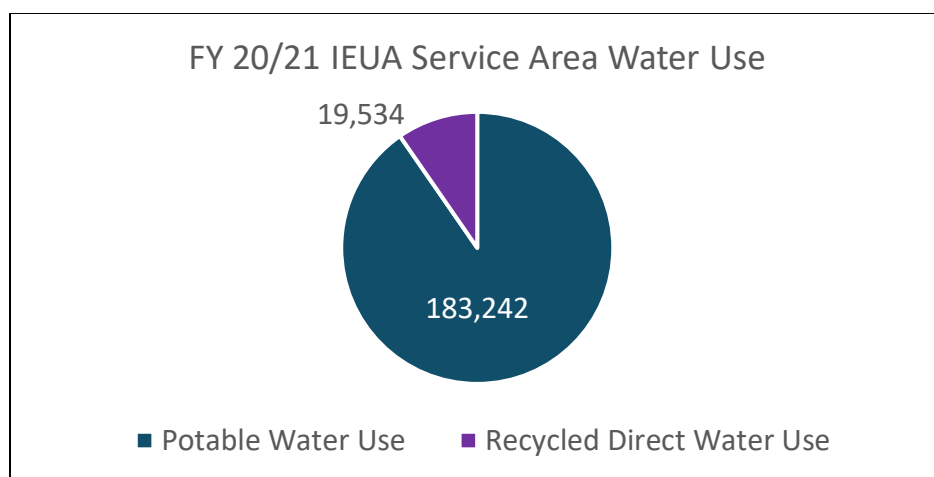


Figure 1 – FY 20/21 IEUA Service Area Water Use

## Current Potable Water Use

Total potable water consumption within IEUA's service area for FY 20/21 was 183,242 AF. This is approximately a 4% increase (7,413 AF) from FY 2019/20 potable consumption of 175,829 AF. The region is now using approximately 11% less potable water than before the recent drought in FY 13/14 when potable consumption was at 205,381 AF. MWD Tier 1 imported water use in the region slightly increased from 66,438 AF in FY 19/20 to 71,444 AF in FY 20/21. Both FY 19/20 and FY 20/21 MWD usage includes Dry Year Yield (DYY) water supplies. For more information on DYY, see "Dry Year Yield" in section 2 of the SPAR. A breakdown of the IEUA regional usage can be found in Table 2, while a breakdown of the retail water agencies' FY 20/21 water usage can be found in Appendix B.

## Projected Imported Water Use

Demands for MWD Tier 1 imported water brought into the region through IEUA were projected to 2045 as part of the 2020 Urban Water Management Plan (2020 UWMP). The 2020 UWMP imported water demand projections were supplied by the retail agencies to IEUA. IEUA expects imported demand to increase over the next 25 years based on the 2020 UWMP projections.

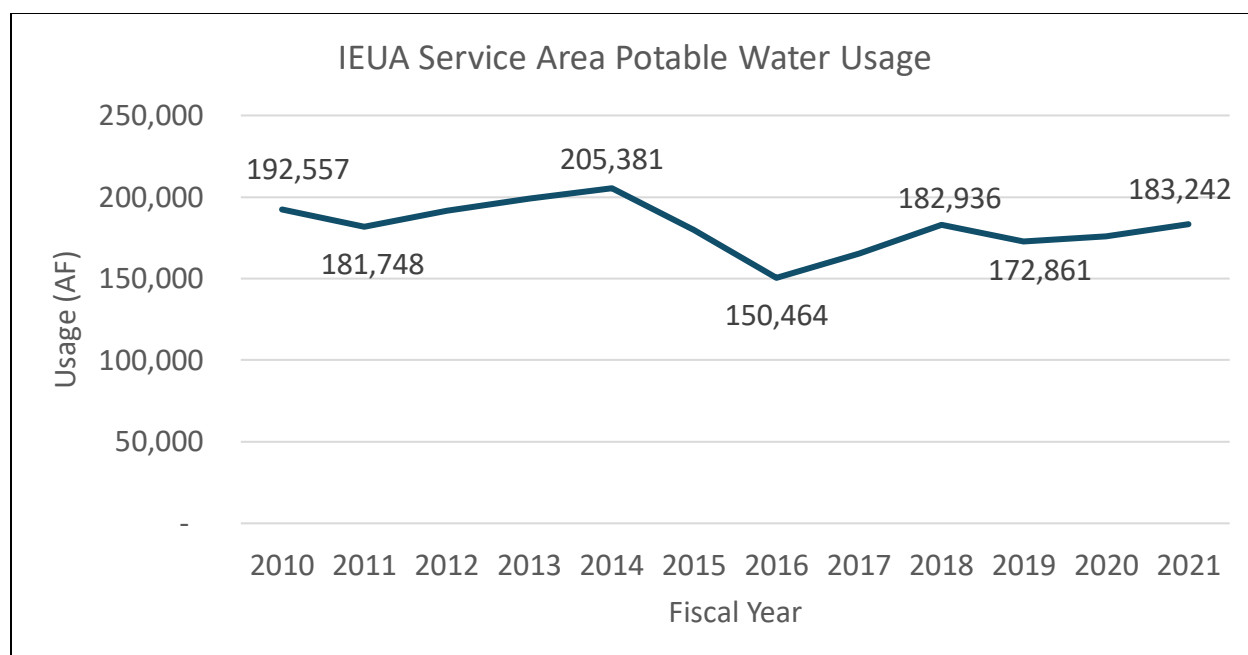
**Table 1 – Projected Imported Water Use Demands by Retail Agency (AF)**

<b>Retail Agency</b>	<b>2025</b>	<b>2030</b>	<b>2035</b>	<b>2040</b>	<b>2045</b>
Chino	5,353	5,353	5,353	5,353	5,353
Chino Hills	7,153	7,367	7,711	7,758	7,802
CVWD	28,369	28,369	28,369	28,369	28,369
FWC	15,000	15,000	15,000	15,000	15,000
MVWD	5,000	5,000	5,000	5,000	5,000
Ontario	11,000	13,000	15,000	17,000	17,000
Upland	5,541	5,541	5,541	5,541	5,541
<b>Total</b>	<b>77,416</b>	<b>79,630</b>	<b>81,974</b>	<b>84,021</b>	<b>84,065</b>

Table 2 – Fiscal Year 2020/2021 Regional Potable Monthly Water Use

		IEUA Service Area Potable Water Use FY20/21 (AF)												
		July	August	September	October	November	December	January	February	March	April	May	June	Total
Purchases from IEUA	Imported MWD	5,020	5,593	5,107	4,141	3,324	2,604	3,177	2,705	3,454	3,497	4,598	5,224	48,444
	DYY Take	3,533	3,333	3,333	2,500	1,500	2,000	-	-	-	2,000	2,600	2,200	23,000
<b>Subtotal</b>		<b>8,553</b>	<b>8,927</b>	<b>8,440</b>	<b>6,641</b>	<b>4,824</b>	<b>4,604</b>	<b>3,177</b>	<b>2,705</b>	<b>3,454</b>	<b>5,497</b>	<b>7,198</b>	<b>7,424</b>	<b>71,444</b>
Production	Chino Groundwater	5,256	5,490	4,736	5,540	4,276	4,390	3,961	3,977	4,284	5,085	5,254	6,437	58,687
	Other Groundwater	2,732	3,042	2,682	2,442	2,070	1,724	1,769	1,568	1,608	1,895	2,054	2,070	25,654
	Local Surface Water	1,795	1,339	1,099	1,074	1,097	827	973	979	870	805	661	462	11,981
<b>Subtotal</b>		<b>9,784</b>	<b>9,871</b>	<b>8,517</b>	<b>9,056</b>	<b>7,443</b>	<b>6,941</b>	<b>6,703</b>	<b>6,524</b>	<b>6,762</b>	<b>7,785</b>	<b>7,968</b>	<b>8,970</b>	<b>96,322</b>
Purchases	CDA	1,315	1,333	1,276	1,607	1,450	1,553	1,519	1,166	1,347	1,252	1,324	1,451	16,593
	CVWD	-	-	-	-	-	-	-	-	-	-	-	-	-
	MVWD	700	803	798	548	335	177	239	342	311	325	536	508	5,621
	SAWCo	1,365	1,142	906	789	755	417	579	489	554	788	885	884	9,552
	West End	203	226	190	183	146	205	139	145	127	160	120	183	2,027
<b>Subtotal</b>		<b>3,583</b>	<b>3,503</b>	<b>3,169</b>	<b>3,127</b>	<b>2,686</b>	<b>2,352</b>	<b>2,476</b>	<b>2,142</b>	<b>2,339</b>	<b>2,525</b>	<b>2,866</b>	<b>3,025</b>	<b>33,794</b>
Sales	Chino Hills	(947)	(1,037)	(1,015)	(833)	(543)	(524)	(317)	(353)	(408)	(634)	(819)	(719)	(8,150)
	Ontario	(47)	(46)	(45)	(45)	(44)	(28)	(44)	(41)	(44)	(42)	(34)	(40)	(500)
	MVWD	(53)	(52)	(51)	(51)	(104)	(87)	(86)	(46)	(50)	(47)	(38)	(45)	(709)
	Upland	(1,318)	(1,149)	(861)	(743)	(657)	(334)	(499)	(449)	(509)	(746)	(851)	(844)	(8,959)
<b>Subtotal</b>		<b>(2,365)</b>	<b>(2,283)</b>	<b>(1,971)</b>	<b>(1,673)</b>	<b>(1,347)</b>	<b>(973)</b>	<b>(946)</b>	<b>(889)</b>	<b>(1,012)</b>	<b>(1,469)</b>	<b>(1,742)</b>	<b>(1,648)</b>	<b>(18,318)</b>
<b>Total</b>		<b>19,555</b>	<b>20,018</b>	<b>18,155</b>	<b>17,151</b>	<b>13,605</b>	<b>12,923</b>	<b>11,411</b>	<b>10,482</b>	<b>11,543</b>	<b>14,338</b>	<b>16,291</b>	<b>17,771</b>	<b>183,242</b>





**Figure 2 – IEUA Service Area Potable Water Use**

## Current Recycled Water Use

IEUA is the wholesale recycled water provider to the RCAs which work as or with retail agencies to directly serve their customers. IEUA contracting/retail water agencies which served recycled water in 2020/21 include:

- City of Chino
- City of Chino Hills
- Cucamonga Valley Water District (CVWD)
- City of Fontana (through FWC)
- City of Montclair (through MVWD)
- City of Ontario
- City of Upland

Fontana Water Company (FWC) and Monte Vista Water District (MVWD) are the water retailers in the Cities of Fontana and Montclair, respectively, but are not IEUA regional contracting agencies. FWC and MVWD retail recycled water obtained from their overlying cities, which are IEUA regional contracting agencies. San Bernardino County is currently a direct use customer of IEUA based on long standing historical contracts. Total recycled water direct use within the region was 19,534 AF in FY 20/21.

**Table 3 – Recycled Water Demand by Agency for FY 20/21**

Retail Agency	Direct Use (AF)	Percent of Direct Demand
Chino	5,643	29%
Chino Hills	1,668	9%
CVWD	1,222	6%
Fontana/FWC	425	2%
Montclair/MVWD	343	2%
Ontario	8,556	44%
Upland	772	4%
IEUA	628	3%
San Bernardino County	277	1%
<b>Total</b>	<b>19,534</b>	<b>100%</b>

## Projected Recycled Water Use

Direct recycled water use in the IEUA service area has been projected out to 2040 in both the 2020 UWMP and as part of the Recycled Water Demand Forecast Technical Memorandum (Demand Forecast). The 2020 UWMP recycled water projections were supplied by the retail agencies to IEUA as part of the 2020 UWMP. The Demand Forecast recycled water projections utilized land use-based demand modeling completed by IEUA in conjunction with the retail agencies in 2015 and were subsequently updated in 2021.

**Table 4 – Projected Recycled Water Direct Use Demand by Retail Agency (AF)**

Retail Agency	Projection Source	2025	2030	2035	2040
Chino	2020 UWMP	4,500	4,500	4,000	3,800
	Demand Forecast	5,498	5,780	5,961	6,178
Chino Hills	2020 UWMP	1,609	1,609	1,609	1,609
	Demand Forecast	1,858	2,047	2,047	2,626
CVWD	2020 UWMP	1,800	2,000	2,000	2,000
	Demand Forecast	2,032	2,288	2,513	2,674
FWC	2020 UWMP	1,000	1,500	2,000	2,500
	Demand Forecast	994	1,392	1,911	2,000
MVWD	2020 UWMP	1,100	1,100	1,100	1,100
	Demand Forecast	359	363	396	398
Ontario	2020 UWMP	12,168	13,465	14,330	16,059
	Demand Forecast	9,188	10,383	10,814	12,820
Upland	2020 UWMP	703	703	703	703
	Demand Forecast	940	1,022	1,062	1,158
<b>Total</b>	<b>2020 UWMP</b>	<b>22,880</b>	<b>24,877</b>	<b>25,742</b>	<b>27,771</b>
	<b>Demand Forecast</b>	<b>20,869</b>	<b>23,275</b>	<b>24,704</b>	<b>27,854</b>

## Projected Regional Water Use

Projected water use was calculated as part of the development of the 2020 UWMP. IEUA collected each retail agencies' projected water use from their respective UWMP and totaled the use to obtain a regional water use projection. Regional water use projections include both potable and recycled water direct use.

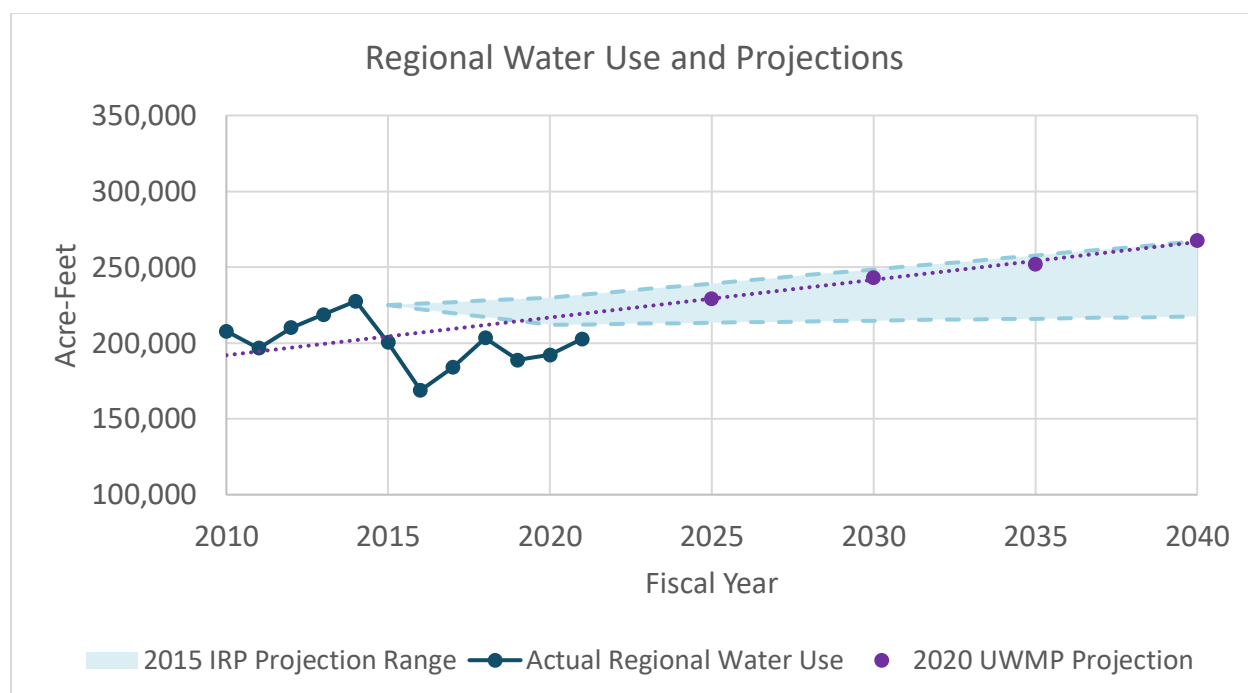
**Table 5 – 2020 UWMP Projected Water Demand by Retail Agency (AF)**

Retail Agency	2025	20302	2035	2040	2045
Chino	20,843	22,310	23,087	23,963	25,108
Chino Hills	17,120	17,334	17,678	17,725	17,769
CVWD	53,369	58,092	59,650	60,949	60,949
FWC	45,593	46,909	47,665	50,442	51,943
MVWD	14,232	14,564	15,175	15,437	15,706
Ontario	52,550	58,513	63,406	73,668	73,668
Upland	25,328	25,328	25,328	25,328	25,328
<b>Total</b>	<b>229,035</b>	<b>243,050</b>	<b>251,989</b>	<b>267,512</b>	<b>270,471</b>

Projected water use was also calculated as part of the 2015 Integrated Resources Plan (2015 IRP), which developed a range of demand possibilities to accommodate for future uncertainty caused by the various demand factors including climate change. This analysis came from demand modeling conducted as part of the 2015 IRP and 2015 Urban Water Management Plan (2015 UWMP), which found that new developments in the region are more water efficient due to changes in the plumbing code, higher density developments with less landscaping, and compliance landscape ordinance requirements set forth in AB1881.

**Table 6 – 2015 IRP Demand Forecast (AF)**

Urban M&I Forecast	2015	2020	2040
High Forecast	225,000	230,000	267,000
Medium Forecast	225,000	220,100	238,600
Low Forecast	225,000	212,000	217,400



**Figure 3 – IEUA Regional Water Use and Projections**

The 2020 UWMP and 2015 IRP both reach approximately 267,000 AF in the year 2040. However, IEUA's actual FY 20/21 regional water use of 202,776 AF (183,242 AF potable use and 19,534 AF recycled direct use) is below the 2020 low demand forecast of 212,000 AF outlined in IEUA's 2015 IRP. A continuous focus on water use efficiency and per capita reductions, as required in SB X7-7, AB 1668, and SB 606 is anticipated to reduce per capita water use and demands. IEUA anticipates a slight increase in FY21/22 water use due to the continually growing population in the region and the general climate change trend of projected temperature increases. However, long-term demands are not expected to exceed the peak 10-year demand reached during FY 13/14.

In addition to the increase in projected water use, an increase to the number of Meter Equivalent Units (MEUs) in the region is also anticipated. For FY 21/22 it is projected that the region will contain 413,826 MEUs, an increase of 4,937 MEUs from FY 20/21's actual MEUs count of 408,889.

**Table 7 – Projected MEUs**

<b>Retail Agency</b>	<b>FY 20/21 Actual MEUs</b>	<b>FY 21/22 Projected MEUs</b>
Chino	39,264	40,238
Chino Hills	39,499	38,924
CVWD	105,805	106,006
FWC	90,162	91,413
MVWD	21,901	21,979
Ontario	76,459	78,166
Upland	32,779	33,966
WVWD*	3,020	3,134
<b>Total</b>	<b>408,889</b>	<b>413,826</b>

*\*IEUA and WVWD have a shared service area for emergency supply*

## **SECTION 2: GROUNDWATER RECHARGE DELIVERIES**

### **Historical Groundwater Recharge Deliveries**

The Chino Basin is one of the largest groundwater basins in Southern California containing approximately 5,000,000 AF of water with an un-used storage capacity of approximately 1,000,000 AF. Groundwater from the Chino Basin accounts for approximately 29% of FY 20/21, regional water supplies. The Chino Basin is an adjudicated basin and has been overseen by the Chino Basin Watermaster (CBWM) since 1978. The basin is dependent on rainfall and supplemental sources for recharge.

IEUA, in coordination with CBWM, the Chino Basin Water Conservation District (CBWCD), San Bernardino County Flood Control District (SBCFCD), the Chino Desalter Authority (CDA), and local agencies capture water for replenishment. Sources include recycled water from IEUA's regional water recycling plants, stormwater and dry weather flow capture, and imported water recharge.

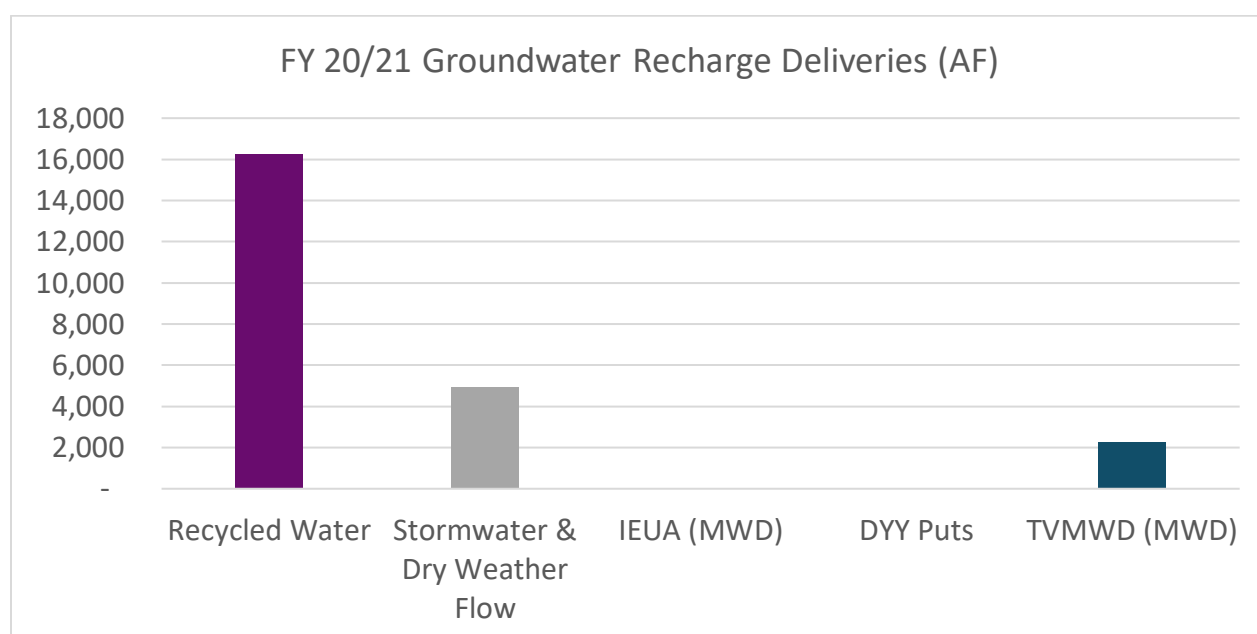
Recharged imported water is either purchased by a local agency, requested by the Chino Basin Watermaster to maintain safe operating yield of the basin, used to blend down recharged recycled water TDS levels, or as part of the Chino Basin Dry-Year Yield (DYY) Program. Total groundwater recharge delivered to the Chino Basin in FY 20/21 was 23,430 AF. Groundwater recharge deliveries is water delivered to recharge facilities and does not take into consideration evaporative or other losses that may occur prior to recharge.

**Table 8 – FY 20/21 Groundwater Recharge Purchases**

Groundwater Recharge Source	Recharge (AF)
Recycled Water	16,253
Stormwater & Dry Weather Flow	4,911
Imported Water	2,266
IEUA (MWD)	0
DYY Puts*	0
TVMWD (MWD)**	2,266
<b>Total</b>	<b>23,430</b>

\*DYY Puts Exclude aquifer storage and recovery

\*\* Three Valleys Municipal Water District (TVMWD) purchases water directly from MWD.

**Figure 4 – FY 20/21 Groundwater Recharge Deliveries**

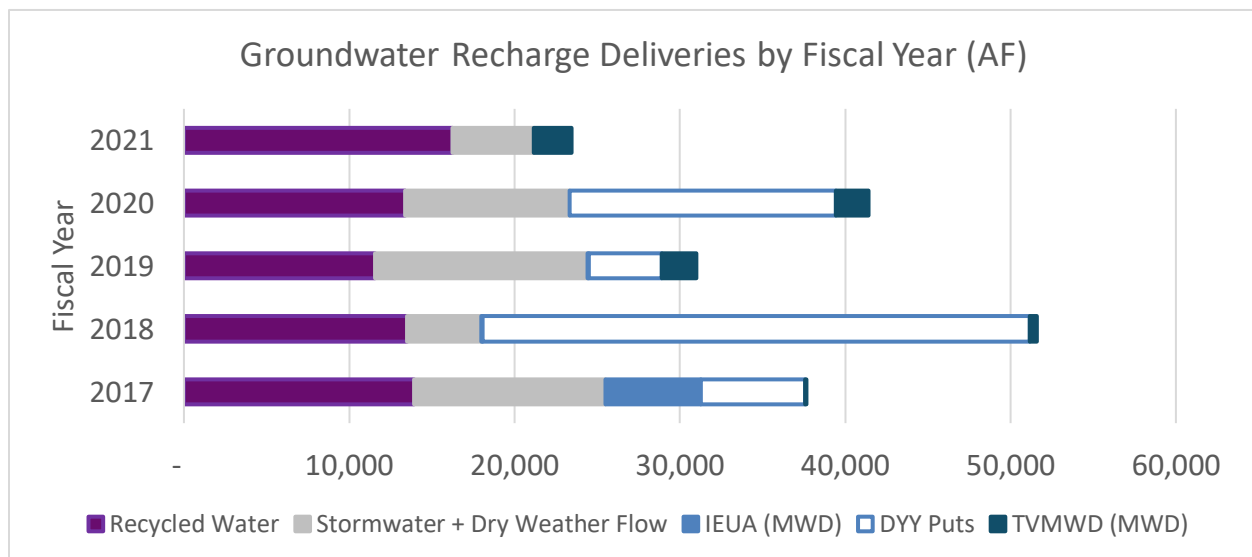
Recycled water groundwater recharge use was 16,253 AFY in FY 20/21, up 21% from FY 19/20's recycled water ground water recharge of 13,381 AF. Recycled water is recharged by IEUA on behalf of its RCAs and retail water agencies.



**Table 9 – FY 20/21 Recycled Groundwater Recharge Deliveries by Agency**

Retail Agency	Recharge (AF)
Chino	-
Chino Hills	1,463
CVWD	9,336
Fontana/FWC	3,185
Montclair/MVWD	737
Ontario	-
Upland	1,531
<b>Subtotal</b>	<b>16,253</b>

FY 20/21 was a 5 year low for groundwater recharge totals but was also the highest recycled water recharge recorded to date at over 16,000 AF. The overall decrease to recharged is due in part to low precipitation rates reducing stormwater availability and MWD not requesting the storage of any water for the DYY program in FY 20/21.

**Figure 5 – Historical Groundwater Recharge Deliveries**

## Projected Groundwater Recharge Deliveries

It is projected that future groundwater recharge delivery projections will remain at an estimated 16,420 AFY of recycled water as outlined in the 2018 Recharge Master Plan Update. Due to the unpredictability of storm events and variability of imported water for groundwater recharge in the IEUA region, the five-year average was taken to determine the projected recharge of stormwater and dry weather flows and imported water. It is estimated that future groundwater

recharge will contain 8,761 AF of stormwater and dry weather flows and 2,549 AF of imported water. Imported groundwater projections do not include DYY values as continued storage of DYY water is not expected to continue past FY 20/21.

**Table 10 – Projected Groundwater Recharge Deliveries by Source**

Groundwater Recharge Source	Projected Groundwater Recharge (AFY)
Recycled Water	16,420
Stormwater & Dry Weather Flow	8,761
Imported Water (No DYY)	2,549
<b>Total</b>	<b>27,730</b>

## Dry Year Yield

The DYY program provides for the storage of up to 100,000 AF of water in a MWD Storage Account in the Chino Basin pursuant to the Groundwater Storage Program Funding Agreement dated June 2003 and as subsequently amended. Signatories to the Phase I Agreement are:

- Metropolitan Water District of Southern California,
- Inland Empire Utilities Agency
- Three Valleys Municipal Water District
- Chino Basin Watermaster

The DYY Agreement provides for storage of up to 25,000 AF per year unless Chino Basin Watermaster allows for more, and extraction, at MWD's call during dry years, of up to 33,000 AF per year not to exceed the amount of water in the Metropolitan Storage Account (DYY Account). In February 2019, the signatories expanded the extraction provisions so that water could be voluntarily extracted from the DYY Account outside of call years, with approval from the signatories.

From June 2017 through June 2021 a total of 64,830 AF were stored in the DYY Account; 59,894 AF by groundwater recharge and 4,936 AF by Aquifer Storage and Recovery (ASR) injected water. From July 2019 through June 2021 Cucamonga Valley Water District and Fontana Water Company have voluntarily extracted 40,395 AF, leaving the account with a balance of 24,435 AF.

**Table 11 – DYY Account Balance**

<b>DYY Account Balance (June 2017-June 2021)</b>	
<b>“PUTS”</b>	
Recharged Water	59,894
ASR Injection	4,936
<b>“TAKES”</b>	
CVWD	37,895
FWC	2,500
<b>Total</b>	<b>24,435</b>

The voluntary production projection for FY 21/22 is shown in Table 11. Signatories have agreed for Cucamonga Valley Water District and Fontana Water Company to extract the remaining DYY Account balance by June 2022.

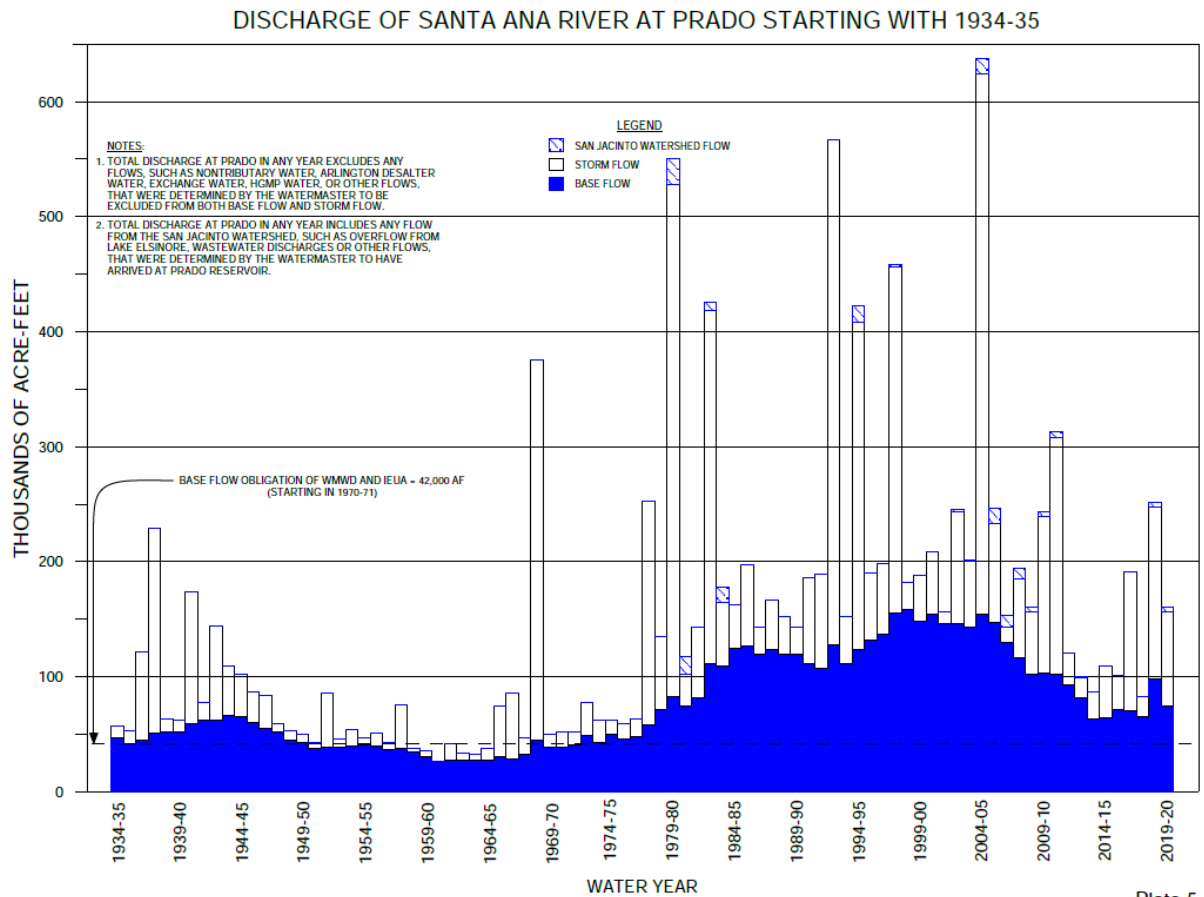
**Table 12 – DYY Voluntary Production Projections**

<b>Agency</b>	<b>Baseline</b>	<b>July-December 2021 Production</b>	<b>Jan-June 2022 Production</b>	<b>Total DYY Voluntary Production</b>
CVWD	5,536	13,000	5,000	18,000
FWC	863	4,000	1,000	5,000

## **SECTION 3: SANTA ANA REGIONAL BASEFLOW OBLIGATION**

### **Santa Ana River Regional Baseflow Obligation**

The Santa Ana River has a regional baseflow obligation established by past judgment. The baseflow obligation is a joint obligation between IEUA and Western Municipal Water District to ensure an average of 42,000 AF at Prado Dam. The minimum baseflow obligation was reduced to 34,000 AF after 1986 as long as no cumulative baseflow debt exists. In Water Year 2019/2020, baseflow at Prado Dam was 74,465 AF. More information about the Santa Ana River baseflow obligation can be found in the Santa Ana River Watermaster Annual Report (<https://www.wmwd.com/292/Santa-Ana-Watermaster-Reports>).

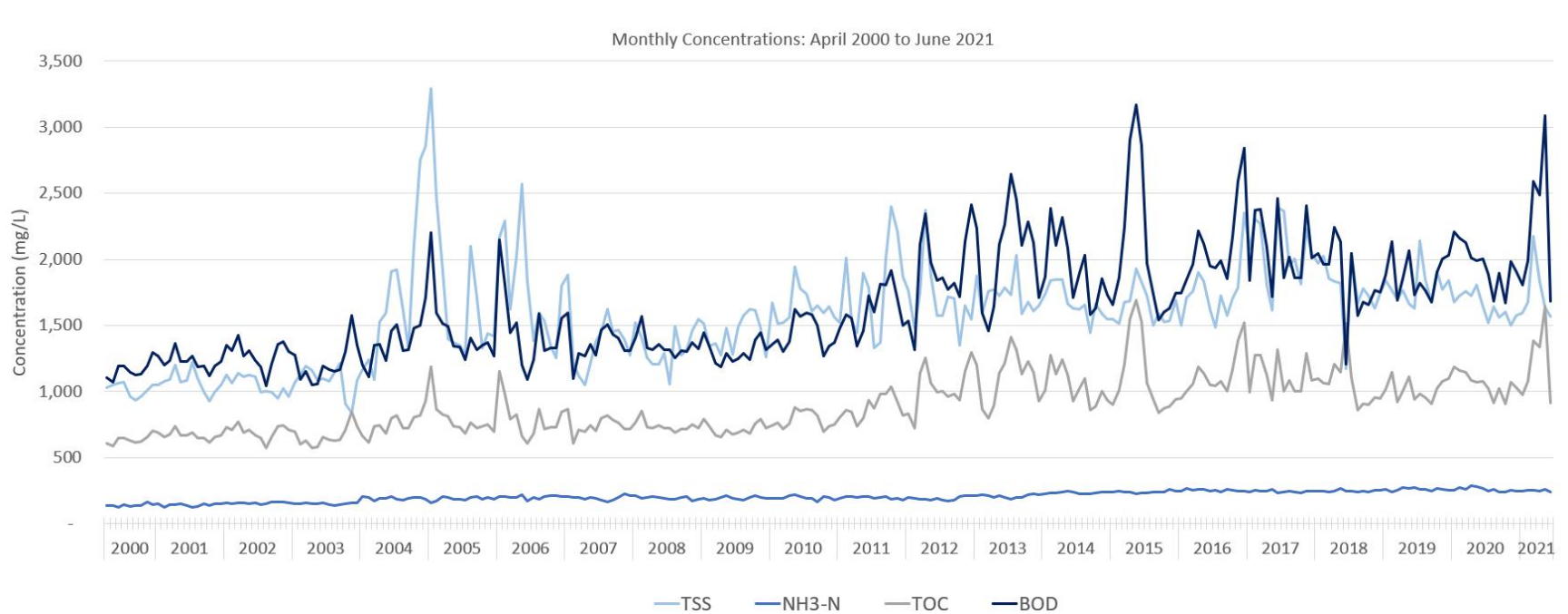


**Figure 6 – Discharge of Santa Ana River at Prado**  
**Source: Santa Ana River Watermaster Annual Report 2019-2020**

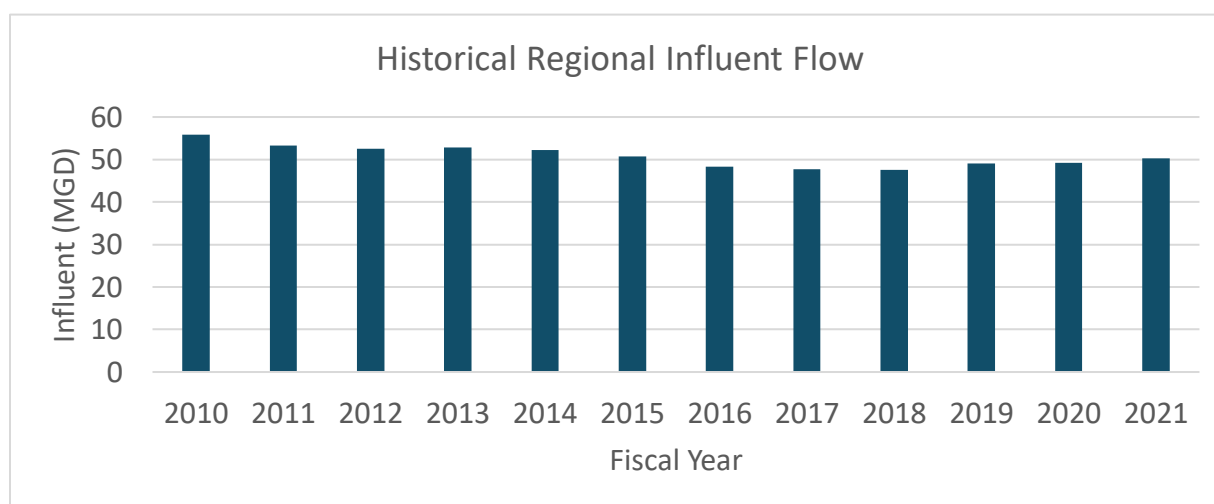
## SECTION 4: WASTEWATER

### Wastewater Actuals

Over the past decade the IEUA service area has experienced an increase in indoor water use efficiency as a direct result of drought, shifting public policy, more efficient building and plumbing codes, and effective conservation program campaigns. This increased efficiency has decreased the volume of wastewater flows received by IEUA treatment plants by approximately 10% since 2010. While the flows have continued to decrease, the regional population has continued to grow. The combination of an increased population but reduced wastewater flow has resulted in an increase in the strength of the wastewater coming into IEUA's treatment facilities. This trend of increased wastewater strength is expected to continue as both the population and regional water efficiency continue to increase. Current and future wastewater treatment plant expansions are driven by the increased strength of wastewater flows to the facilities, rather than the volume of flows to the facilities.



**Figure 7 – Monthly Concentrations: April 2000 – June 2021**



**Figure 8 – Historical Regional Influent Flows**

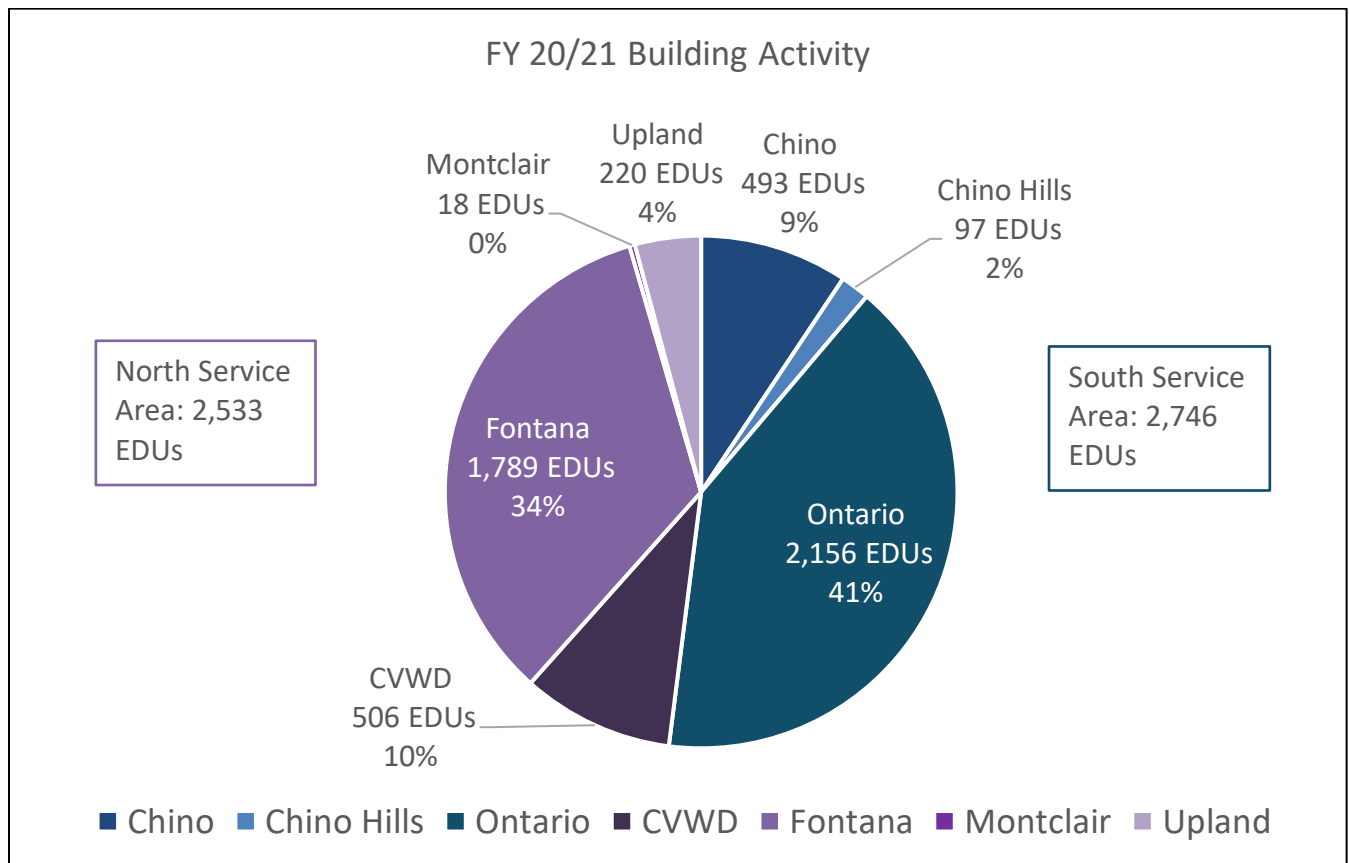
While wastewater flows have decreased from FY 09/10, recycled water use has increased. This increase in recycled water utilization can be attributed to the San Bernardino Avenue Lift Station and the Montclair Lift Station. The Montclair Lift Station pumps wastewater from portions of Montclair, Upland, and Chino to IEUA's RP-1 and CCWRF treatment plants. The San Bernardino Ave Pump Station pumps a portion of the flow from the City of Fontana to IEUA's RP-4 treatment plant. Together, these lift stations help shift flows that would naturally flow from one portion of the service area to a different treatment plant to balance flows and keep water in the northern portion of the service area. This shift in flows allows IEUA to maximize the potential for recycled water use. These lift stations also increase regional system flexibility and allow the treatment plants to operate as an interconnected system.

Equivalent Dwelling Unit (EDU) activity has increased from FY 19/20 to FY 20/21 with the addition of 5,281 EDUs to the region compared to the addition of only 3,435 EDUs the previous fiscal year. The additional EDUs added in FY 20/21 are 3,732 EDUs lower than the RCAs projections of 9,013 EDUs and 1,281 EDUs more than the IEUA Budgeted Projections of 4,000 EDUs. Two sets of projections exist to allow for conservative estimates on both the flow and financial aspects of EDUs. The RCAs projections are required under the Regional Sewage Service Contract and serve as a planning tool for plant treatment capacity. Under the Regional Sewage Service Contract, RCAs who report EDU projections that are lower than what the regional experiences may have building moratoriums imposed. For this reason, the RCAs may make projections conservatively high. Budgeted projections on the other hand are used by IEUA to project future needs. To ensure fund availability, budgeted projections are conservatively low. The result of both sets of projections is the assumption that projections are conservative, ensuring IEUA treatment plants can handle the added load while also ensuring the agency does not over project fund availability.



**Table 13 – Historical EDU Activity**

Building Activity for Last Five Fiscal Years (FY 15/16 through FY 19/20)			
Year	Building Activity (EDUs)	Budgeted Projections (EDUs)	RCAs Projections (EDUs)
FY 15/16	4,787	4,330	5,849
FY 16/17	5,189	3,000	5,277
FY17/18	5,223	4,000	5,442
FY 18/19	3,459	4,000	6,149
FY 19/20	3,435	4,000	6,390
FY 20/21	5,281	4,000	9,013

**Figure 9 – FY 20/21 Building Activity**

## Wastewater Projections

Wastewater flow forecasts are conducted annually and are based on four main components: (1) historical wastewater flow trends; (2) per dwelling unit wastewater generation factors, based on the 2015 Wastewater Facilities Master Plan Update (WWFMPU) projections; (3) actual influent flows measured at the treatment plants; and (4) expected future growth numbers provided by the RCAs. These projections are used to determine future demands on the Agency's facilities and help anticipate the need for modifications to treatment plants and solids handling facilities.

The WWFMPU identified the projected flows to the treatment plants in 2035 through 2060. The WWFMPU estimates that there will be a regional flow of 73.5 MGD by 2035 and an ultimate/build-out flow of 80 MGD by 2060. The increase in flows implies that there will be facility expansions over the next 20 years.

In 2021, the RCAs completed a survey of their 10-year capacity demand forecast. The results of the 10-year capacity demand forecast survey are summarized in Table 12. For FY 2021/22, the forecasted activity was 13,538 EDUs. Over the next ten years, activity was projected to total 100,857 EDUs region wide. Approximately 77% of this projected activity is a result of new development in the service areas of Ontario and Fontana. Over the next ten years, building activity is projected to be approximately 80% residential and 20% commercial/industrial.

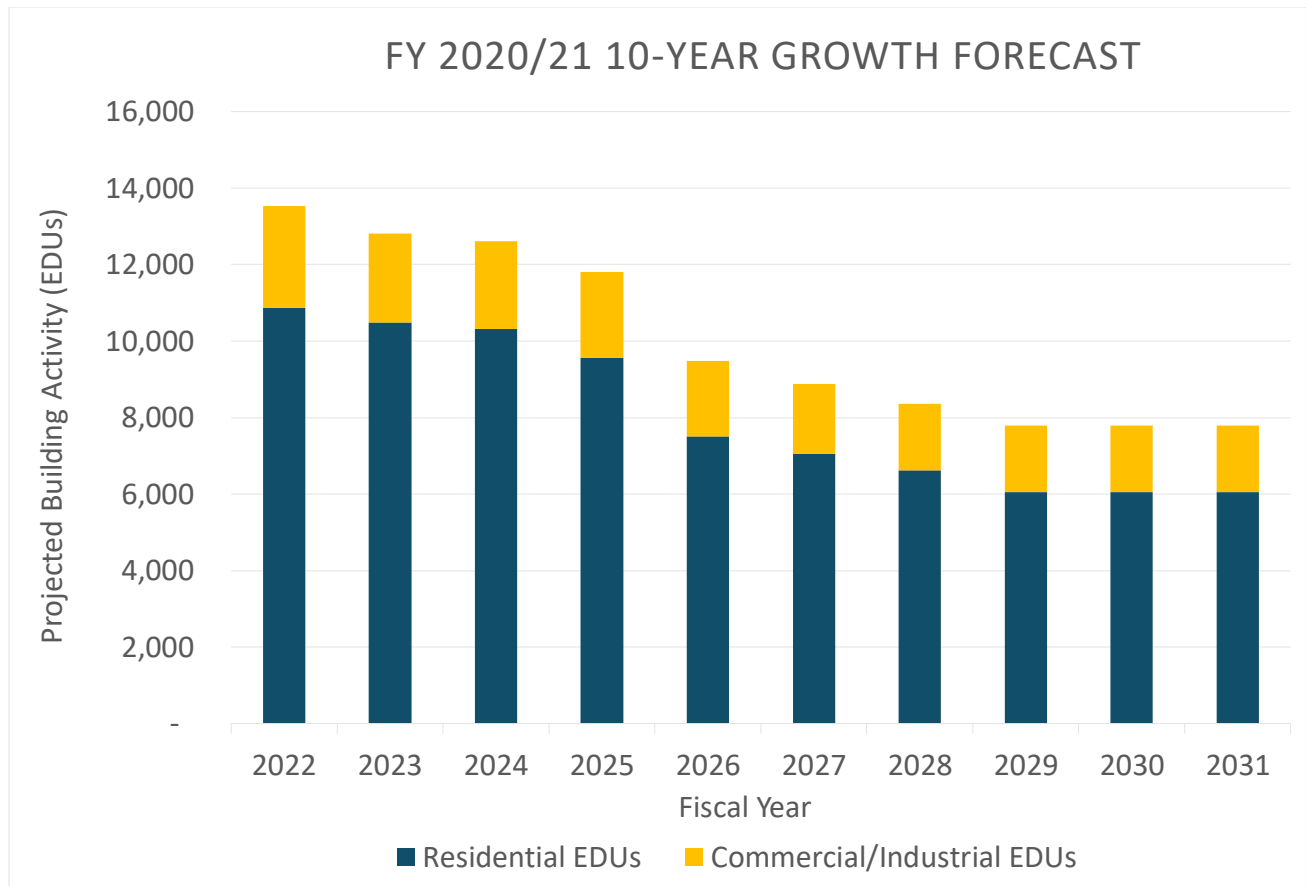


Figure 10 – FY 20/21 10-Year Growth Forecast

Table 14 – 10 Year Projected EDU Activity

Fiscal Year	Chino* EDUs	Chino Hills EDUs	CVWD EDUs	Fontana EDUs	Montclair* EDUs	Ontario EDUs	Upland EDUs	Total EDUs
FY 21/22	434	276	2,050	1,792	474	7,560	952	13,538
FY 22/23	396	744	2,050	1,863	106	6,763	912	12,812
FY 23/24	396	1,140	1,650	1,935	26	6,763	702	12,612
FY 24/25	396	782	1,250	2,011	26	6,763	572	11,800
FY 25/26	396	400	890	2,089	26	5,320	352	9,473
FY 26/27	395	552	490	2,171	26	5,040	200	8,875
FY 27/28	285	462	490	2,171	26	4,820	110	8,364
FY 28/29	285	2	490	2,171	26	4,820	0	7,794
FY 29/30	235	2	490	2,171	26	4,820	0	7,794
FY 30/31	235	2	490	2,171	26	4,820	0	7,794
<b>TOTAL</b>	<b>3,554</b>	<b>4,340</b>	<b>10,340</b>	<b>20,545</b>	<b>788</b>	<b>57,490</b>	<b>3,800</b>	<b>100,857</b>

*\*The City of Chino's and the City of Montclair's forecasts have been extended from last Fiscal Year as a completed 2021 10-year capacity demand forecast was not completed.*

## **APPENDIX A: ACRONYMS**

**AF: Acre Feet**

**AFY: Acre Feet per Year**

**ASR: Aquifer Storage and Recovery**

**CBWCD: Chino Basin Water Conservation District**

**CBWM: Chino Basin Water Master**

**CDA: California Desalter Authority**

**CVWD: Cucamonga Valley Water District**

**DYY: Dry Year Yield Program**

**EDU: Equivalent Dwelling Unit**

**FWC: Fontana Water Company**

**IEUA: Inland Empire Utilities Agency**

**IRP: 2015 Integrated Resource Plan**

**MEUs: Meter Equivalent Units**

**MGD: Million Gallons per Day**

**MVWD: Monte Vista Water District**

**MWD: Metropolitan Water District of Southern California**

**SPAR: Strategic Planning Annual Report**

**RCAs: Regional Contracting Agencies**

**SAR: Santa Ana River**

**SBCFCD: San Bernardino County Flood Control District**

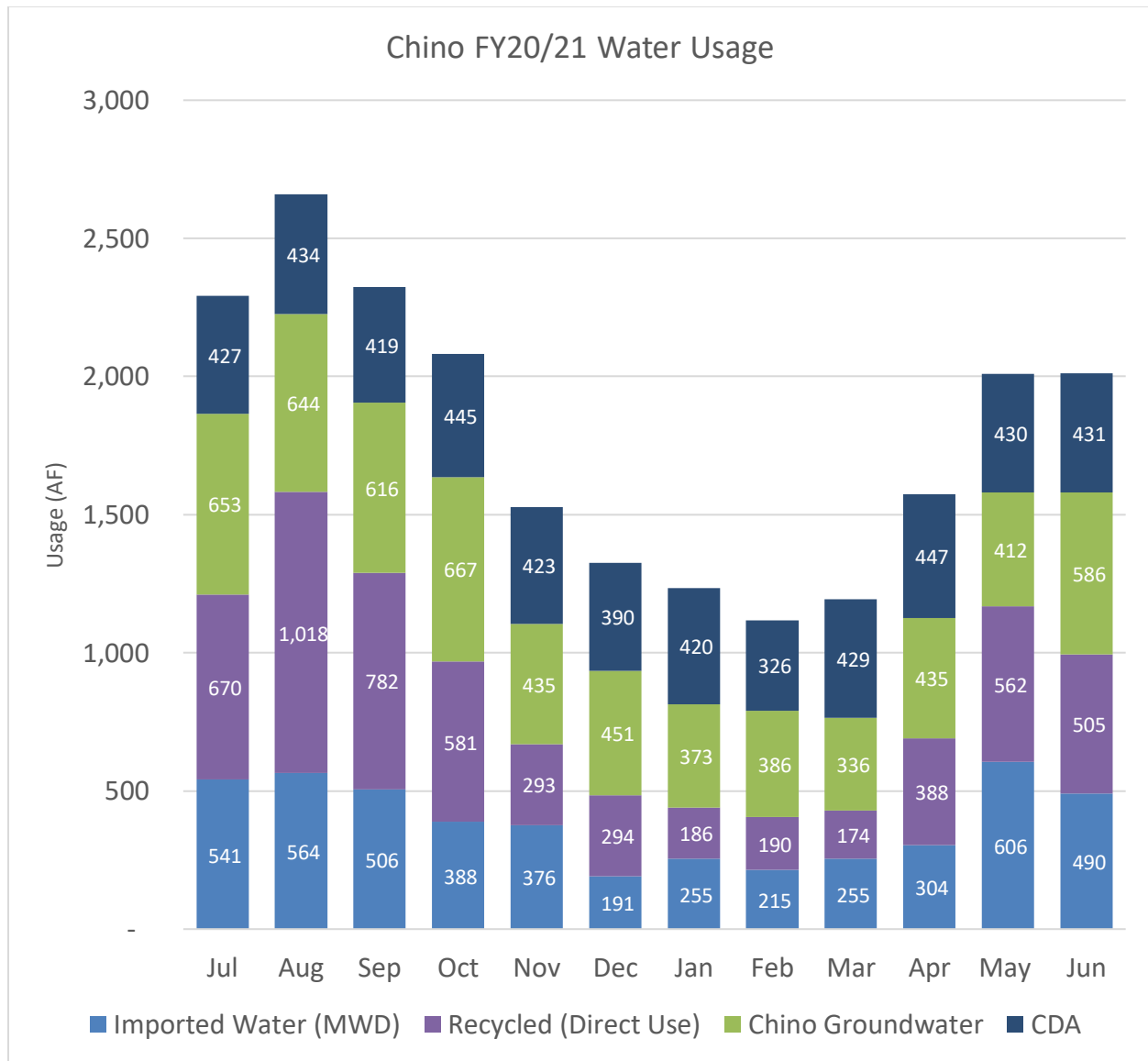
**UWMP: Urban Water Management Plan**

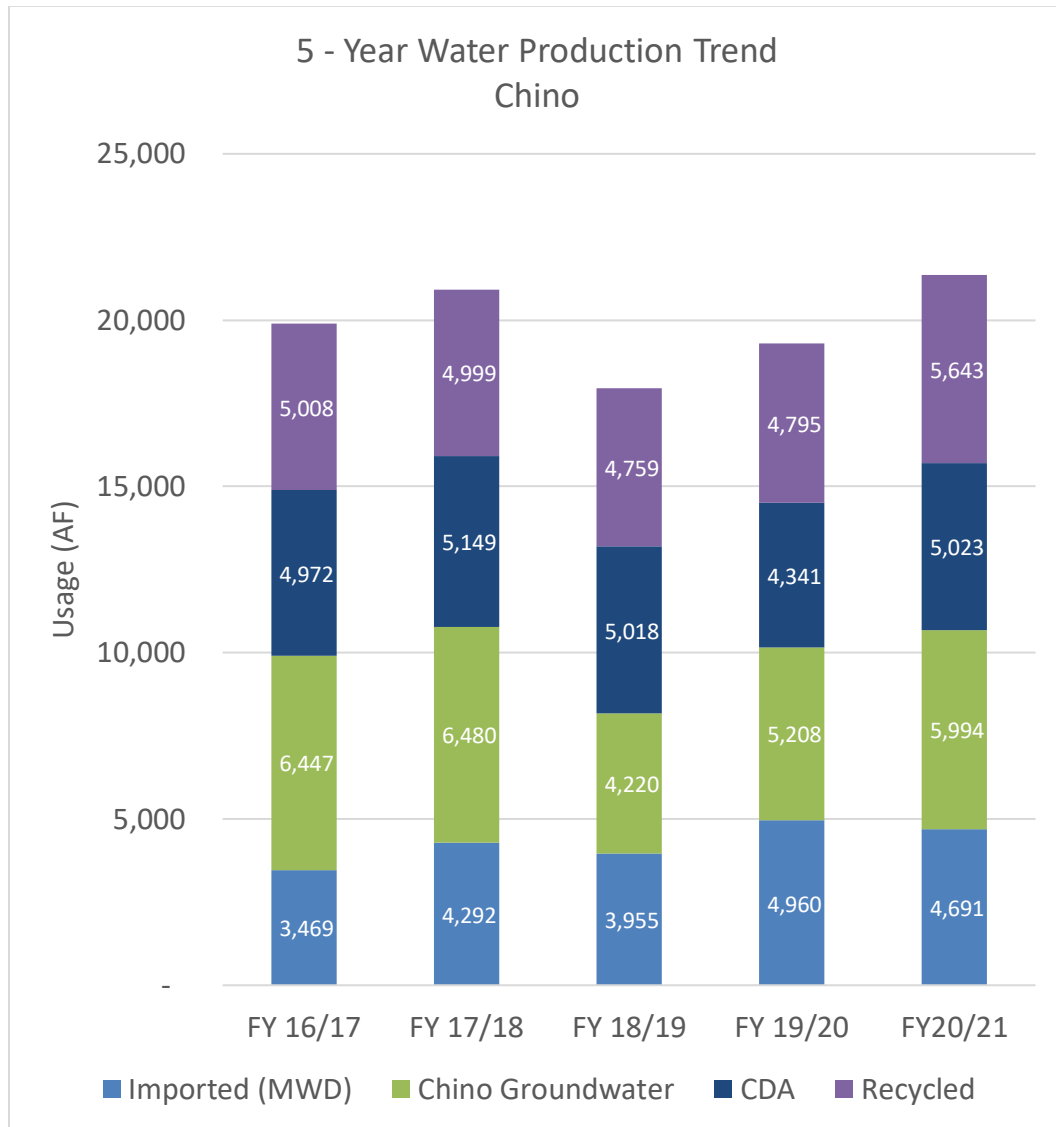
**WVMWD: West Valley Municipal Water District**

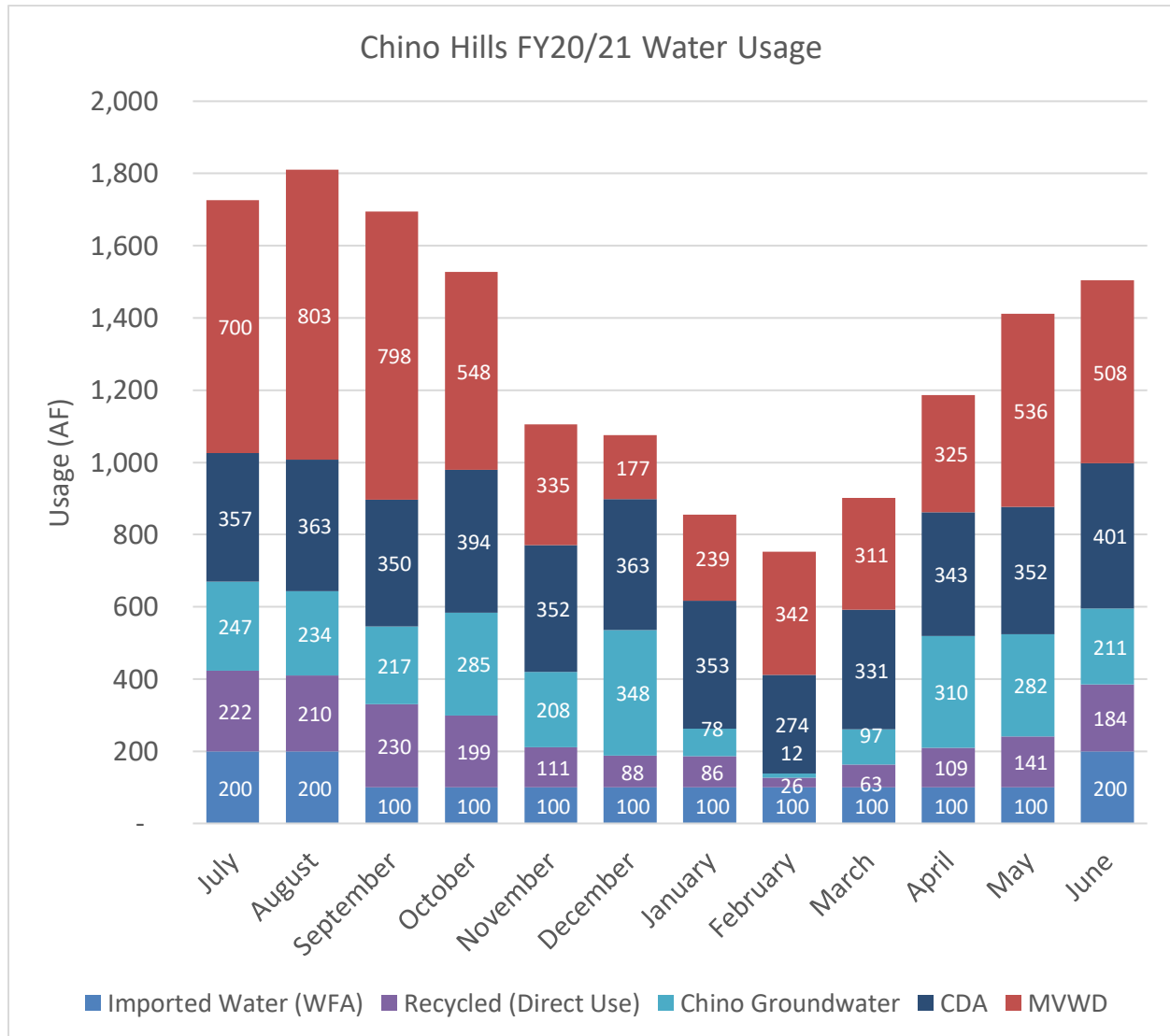
**WWFMPU: 2015 Wastewater Facilities Master Plan Update**

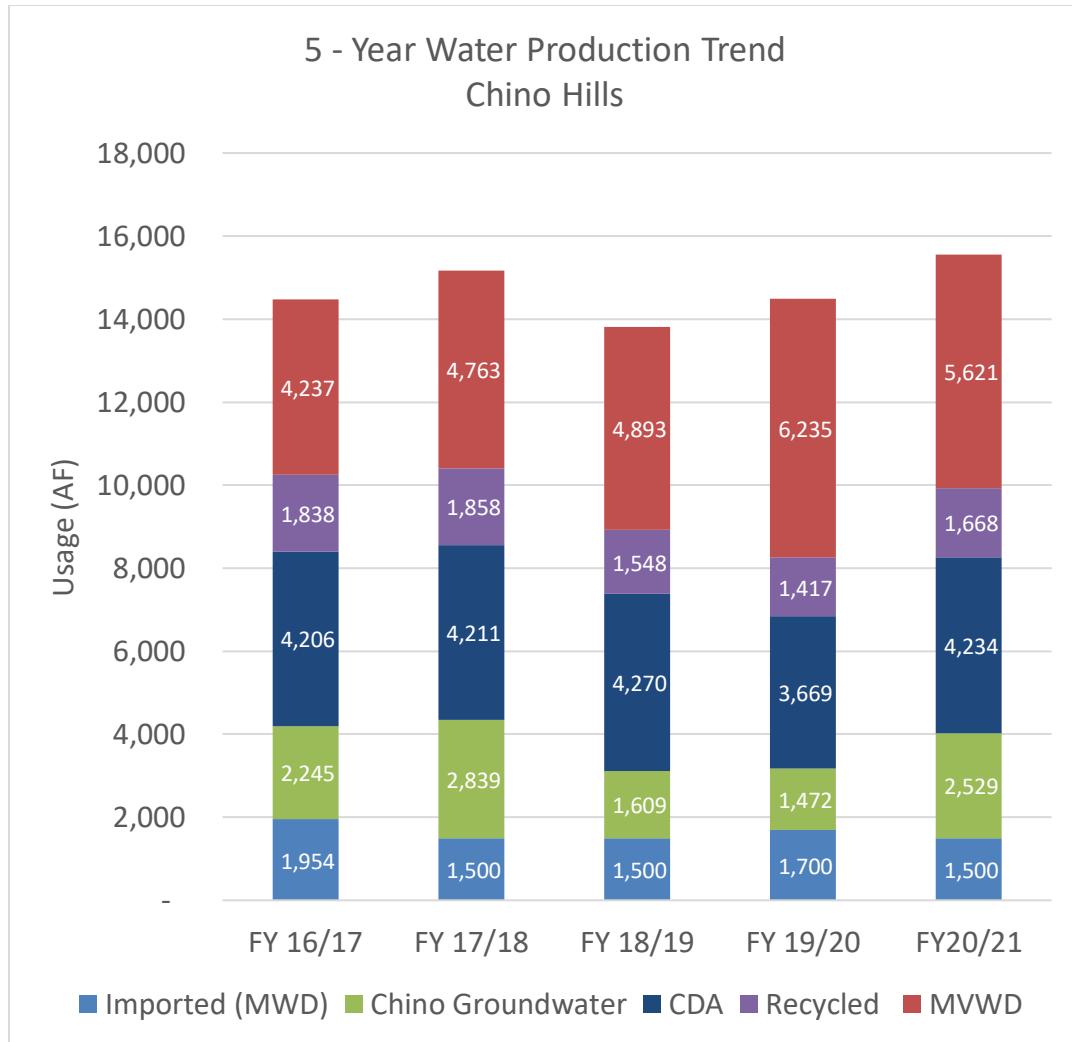
## **APPENDIX B: RETAIL AGENCY WATER USE CHARTS**

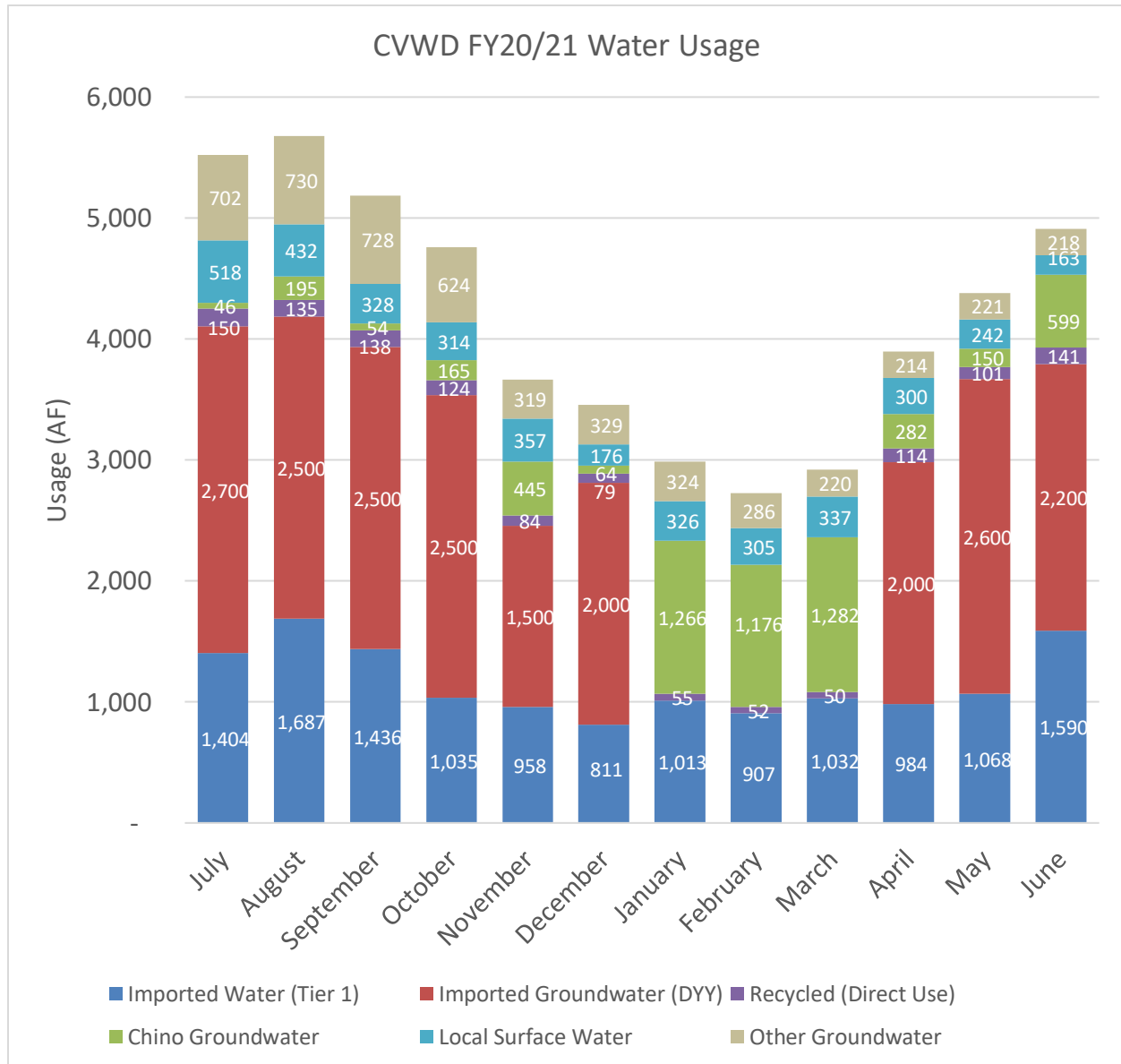


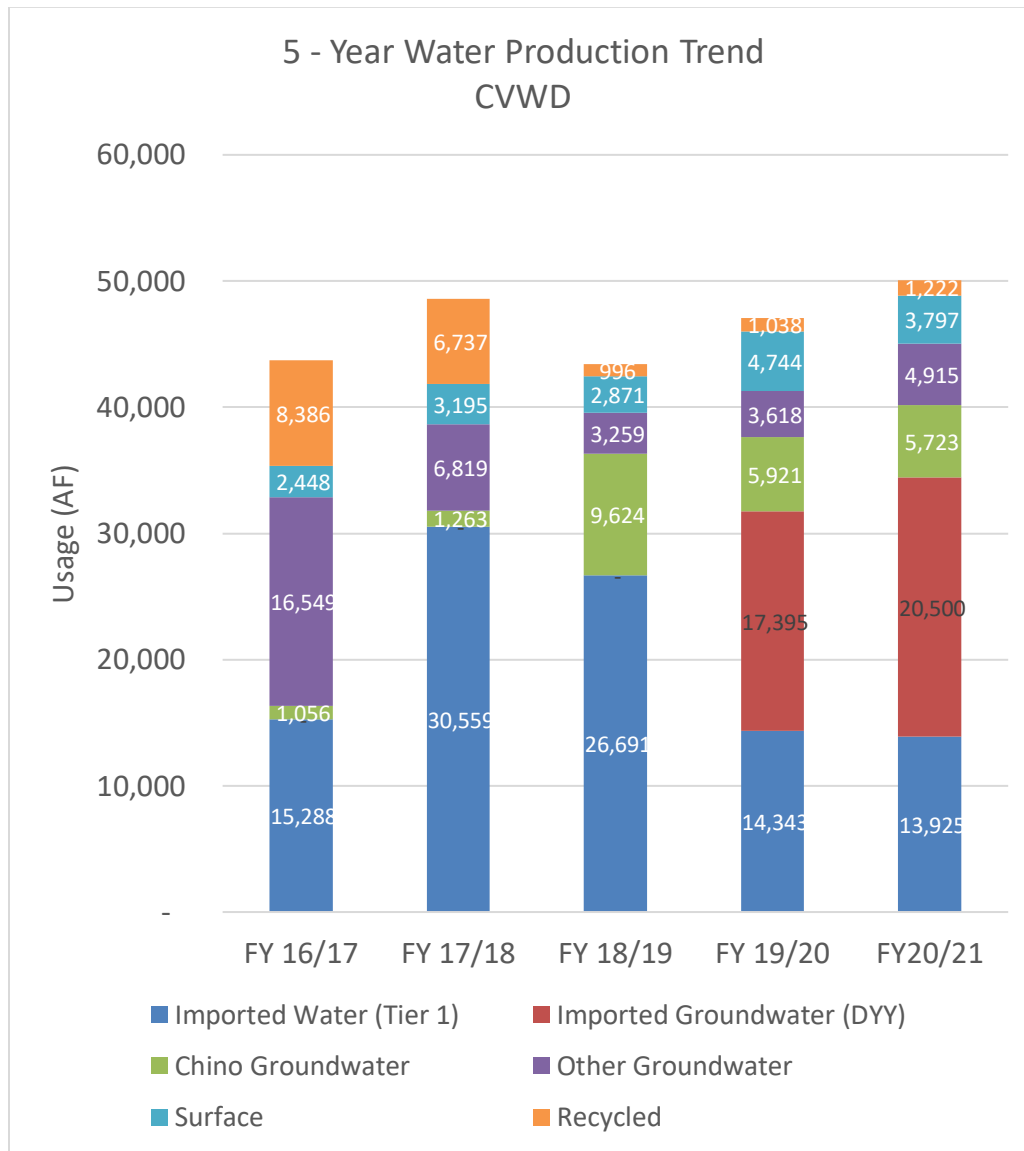




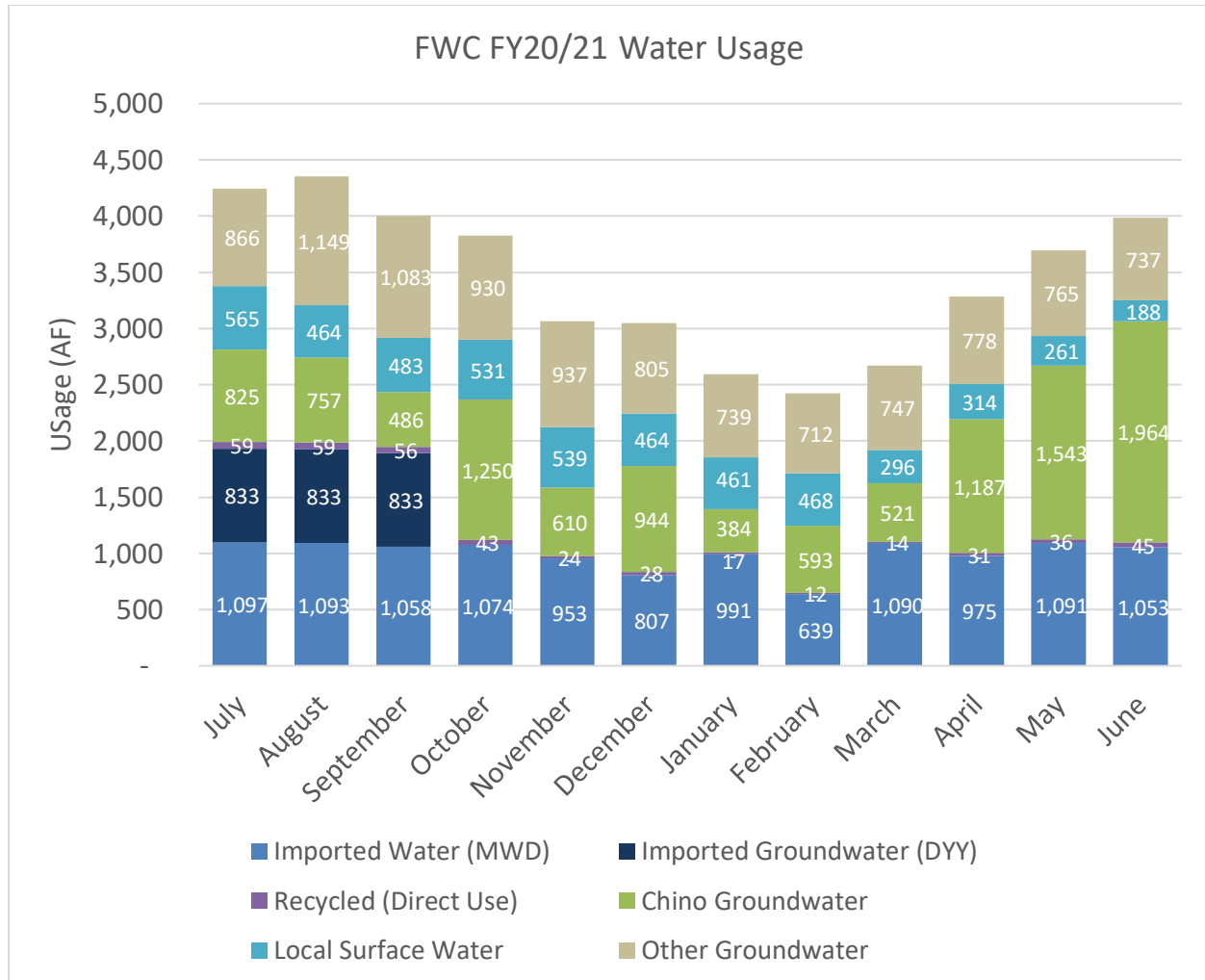


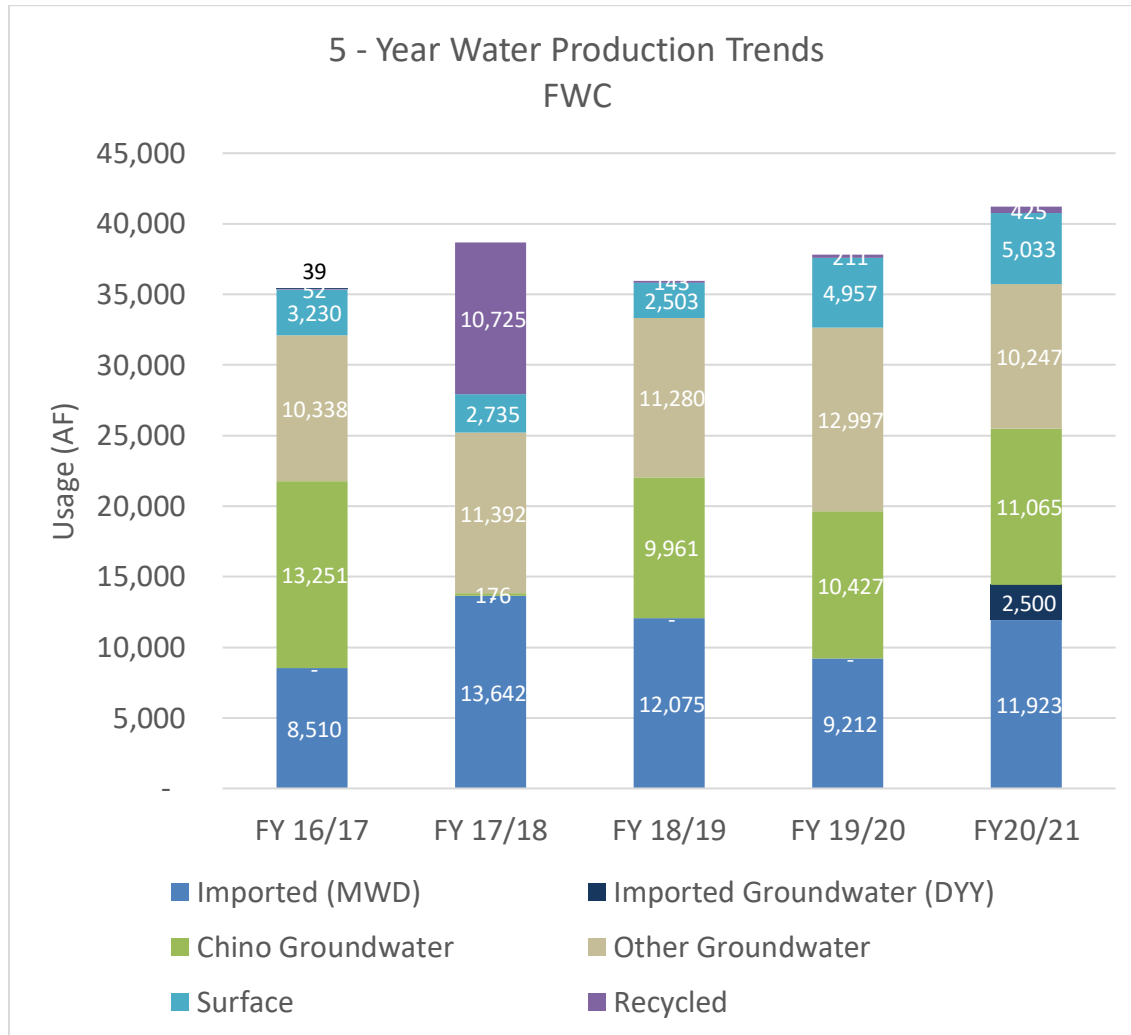


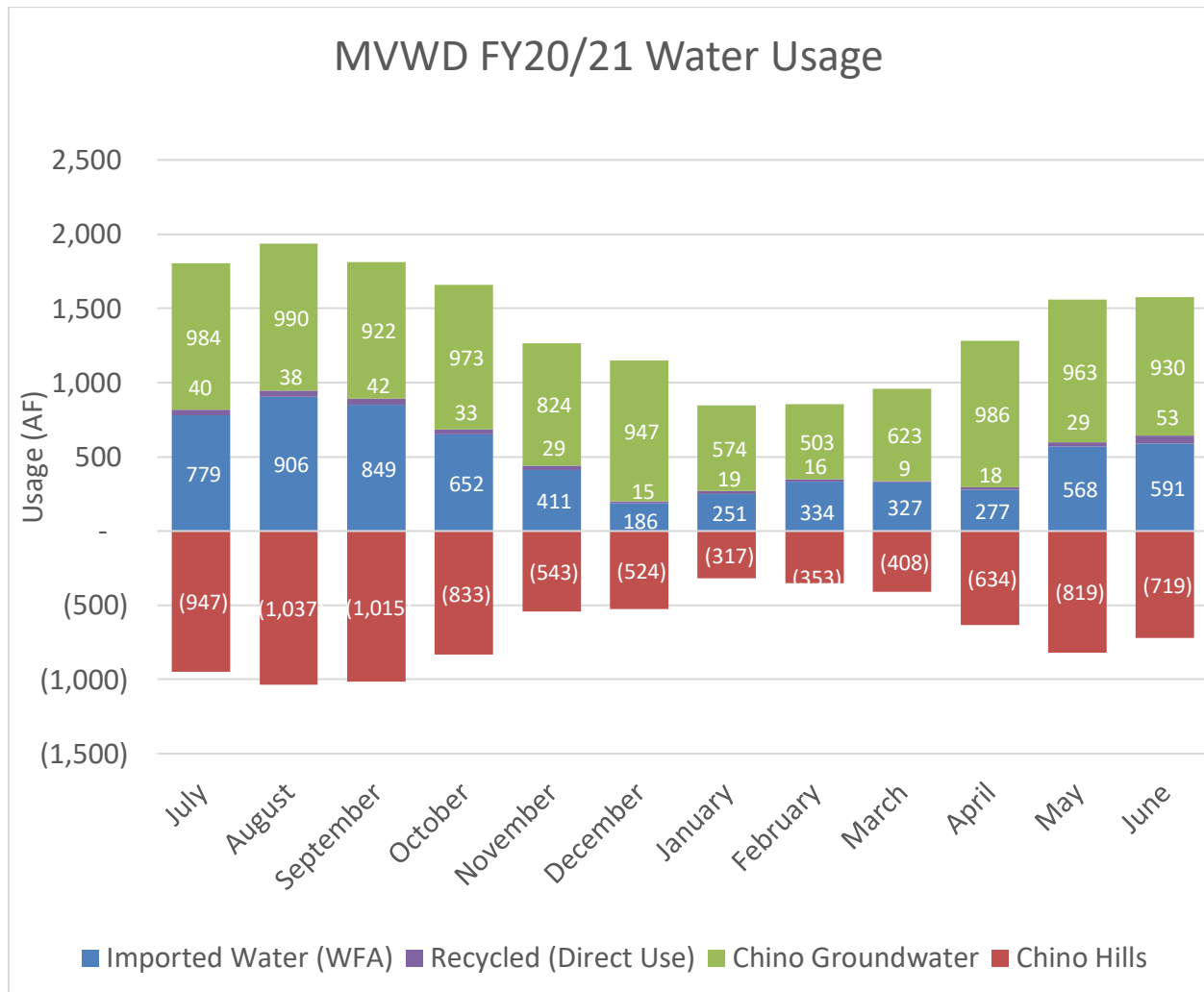


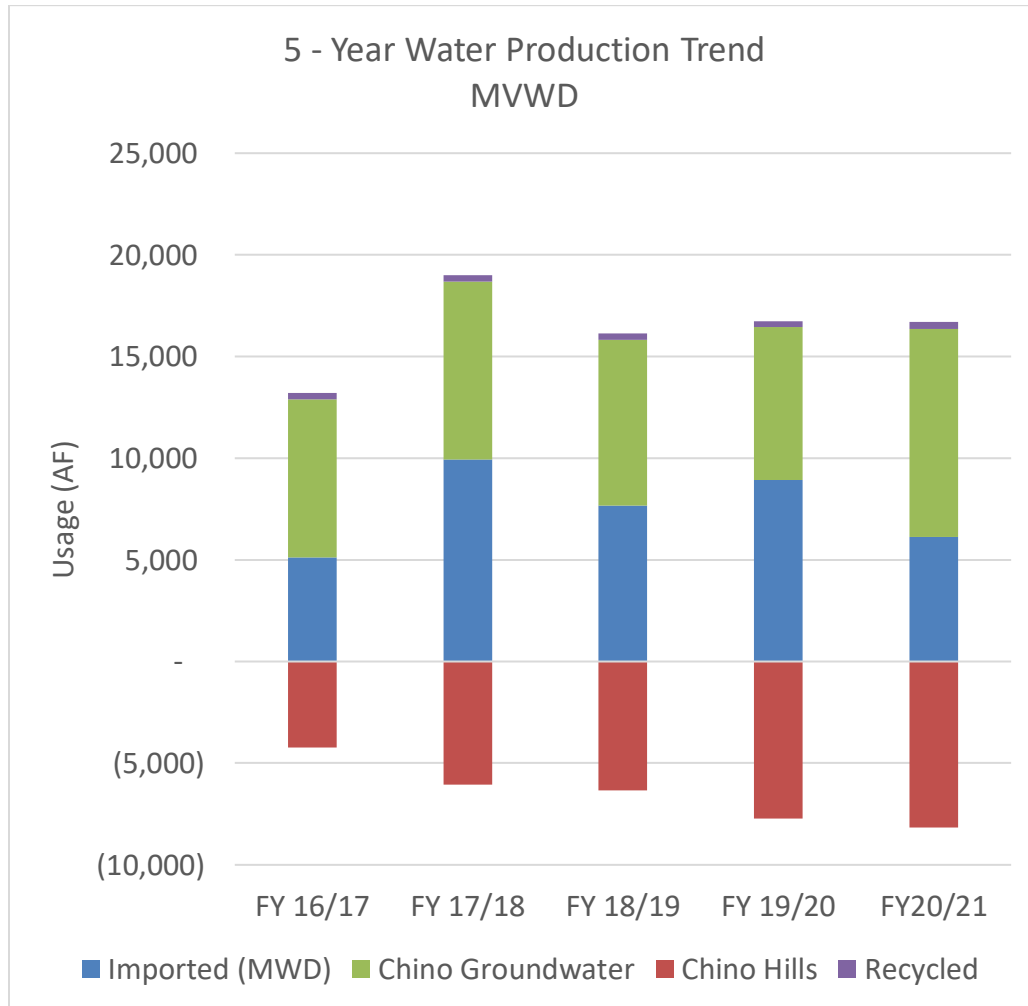


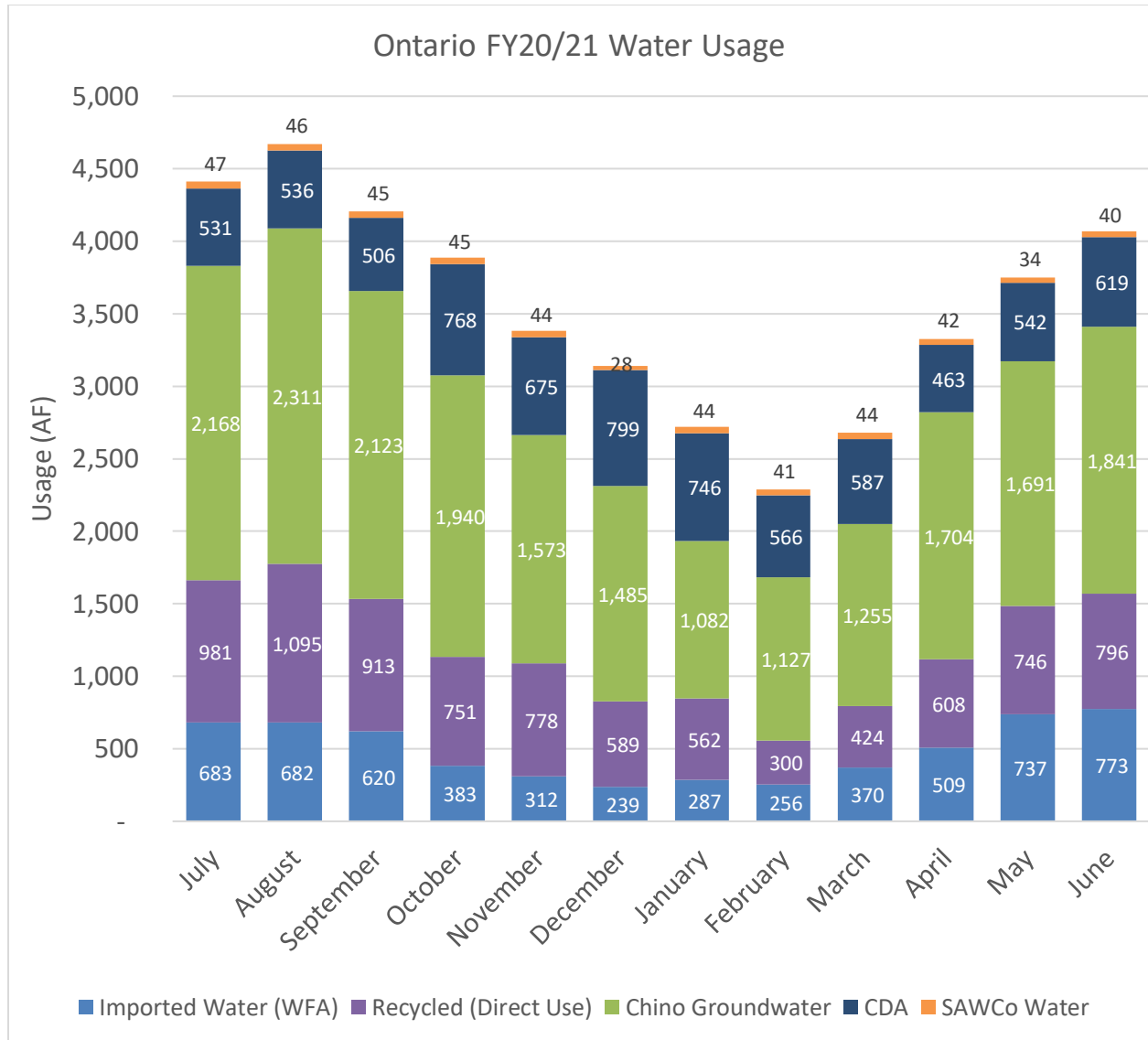


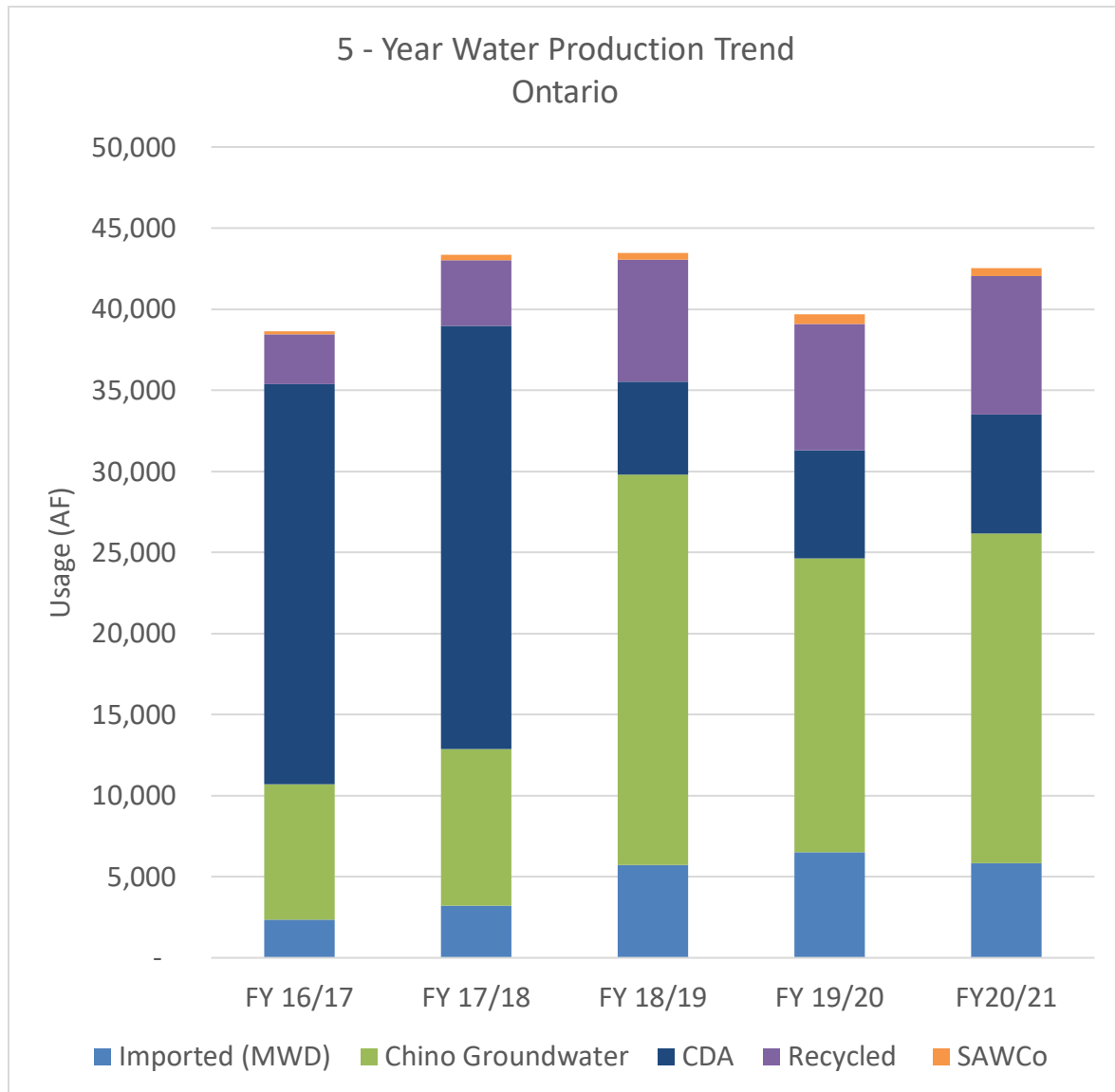




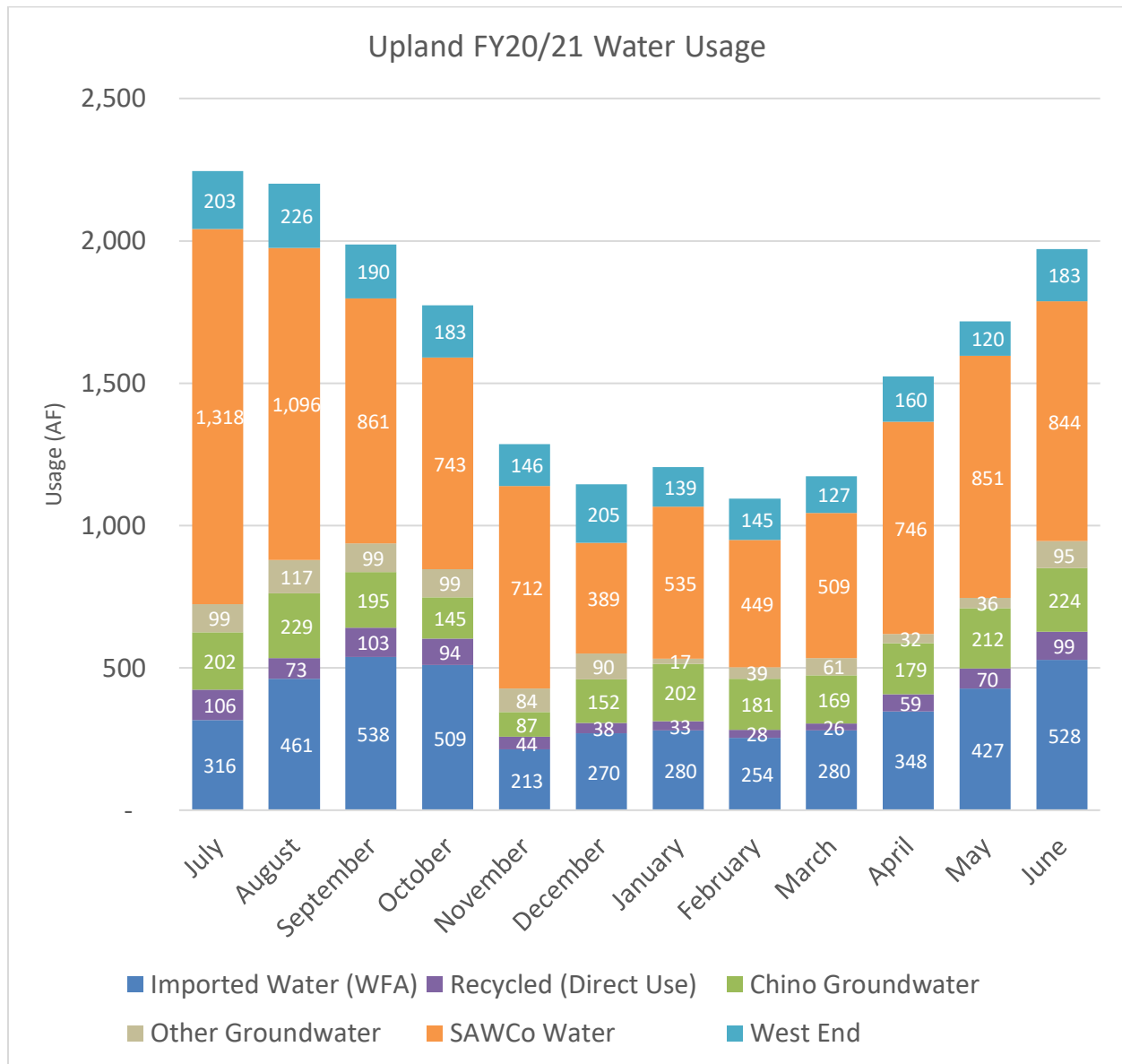


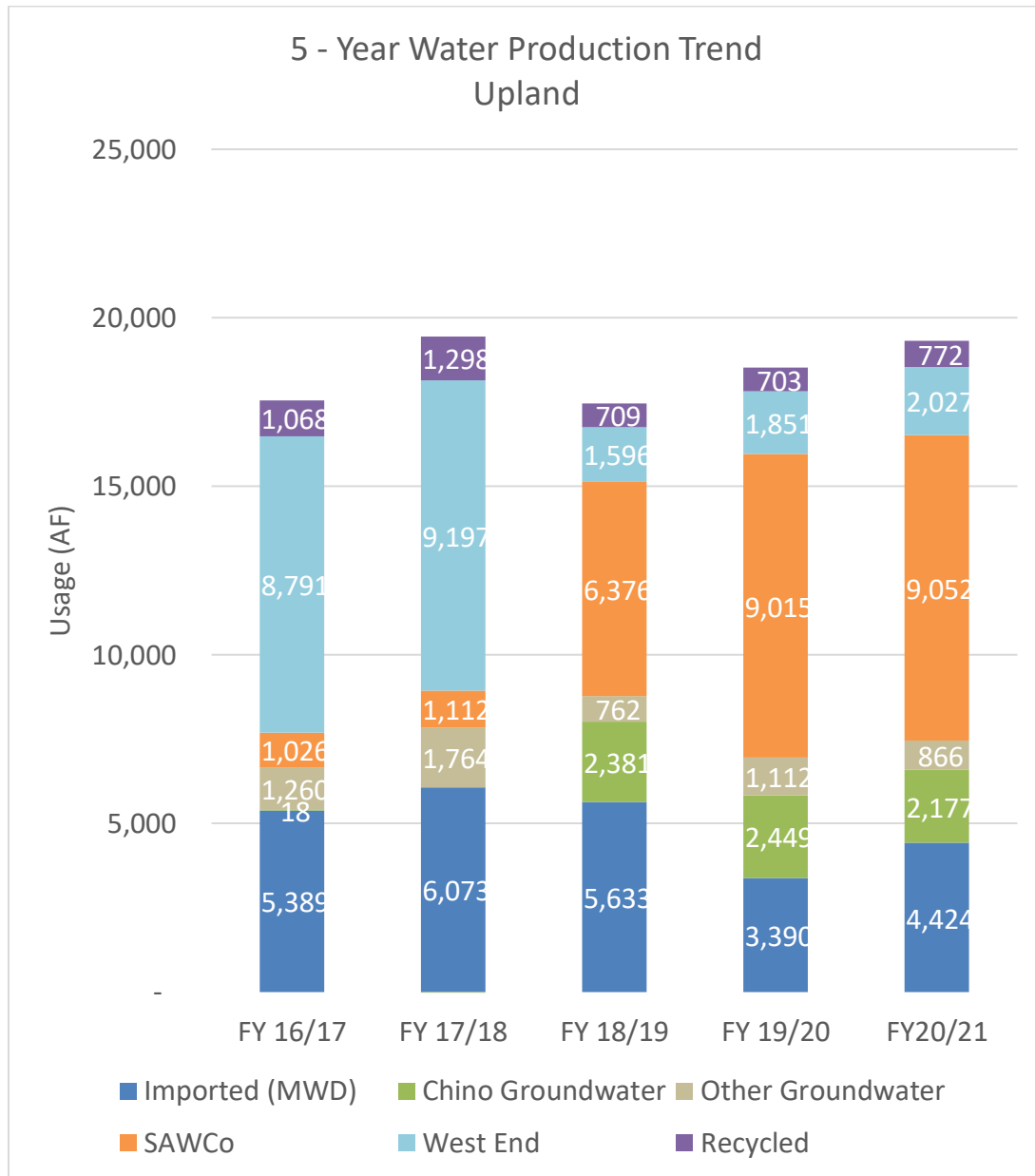












# IEUA

# Energy Report

---



FISCAL YEAR 2020/21

---

Strategic Planning and Resources

---

## Table of Contents

IEUA Energy Portfolio .....	3
Executive Summary .....	3
Flow and Energy Consumption.....	4
Expenditure .....	4
Renewable Energy Production and Storage .....	5
Solar .....	7
Wind .....	8
Engine.....	9
Battery Storage + Solar Performance .....	10
Energy Efficiency Projects .....	11
Other Projects .....	11
RP-1 SCE Primary Metering Cabinet Replacement.....	11
RP-5 Solids Handling Facility (SHF) Feasibility Study .....	11
Upcoming Projects.....	12
Aeration Blower Replacement .....	12
CCWRF Odor Control Equipment Replacement.....	12
Process Optimization .....	12
SCE Charge Ready 2 Program.....	12
Beneficial Use of Biogas .....	12
Other Energy Related Activities .....	13
Isle Energy Management & Optimization Partnership .....	13
Statewide Grid Emergency .....	13
SCE Rate Increases .....	13
Climate Change Action Plan .....	14

---

# IEUA Energy Portfolio

## Executive Summary

The 2020/21 Energy Report tracks IEUA's energy consumption and portfolio, renewable generation performance and savings, and energy efficiency projects for the fiscal year. The report includes a brief description of upcoming projects and initiatives that will be implemented over the next few years.

IEUA's energy portfolio included:

- Imported Electricity
- Solar Energy
- Wind Power
- Battery Storage
- Biogas
- Natural gas

### 2020/21 IEUA's energy use

- Total Electricity consumption: 81,119 MWh of electricity
- Renewable Energy: 8,096 MWh (10% of total electricity)
- Annual energy expenses: \$9.7 million [imported electricity, renewable energy, natural gas, and energy management services]
- Renewable energy savings since 2008: \$1,143,000.

### ***Did you know?***

*In 2019 a typical U.S. household used 11,880 kWh\**

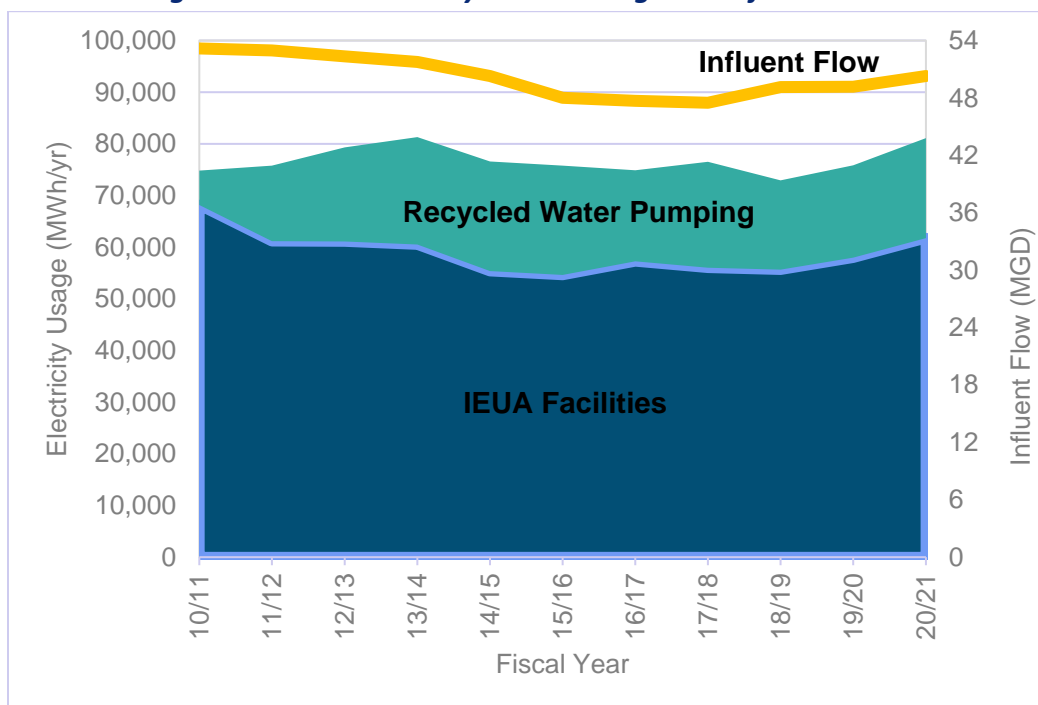
*The renewable energy generated by IEUA would be able to provide electricity to at least 682 homes.*

*Source: U.S. Energy Information Administration*

# Flow and Energy Consumption

- In 2020/21, the annual average influent flow to the regional water recycling plants was 50.3 MGD which was an increase of 2.3% as compared to the previous fiscal year of 49.2 MGD (Figure 1).
- In 2020/21, IEUA facilities, which include the regional water recycling plants, composting facility, and recycled water pumping, used approximately 81,119 MWh of electricity (Figure 1). The electricity consumption for 2020/21 increased by 7.2% as compared to the previous fiscal year of 75,703 MWh. This was due to the increased recycled water pumping and groundwater recharge activity.

**Figure 1: IEUA Electricity Use and Regional Influent Flows**



## Expenditure

- The cost of electricity remains the highest non-labor operations and maintenance (O&M) expenditure for IEUA. In 2020/21, the annual cost for energy related utilities and energy management was \$9.7 million compared to the previous fiscal year of \$7.6 million due to more power consumption, Southern California Edison (SCE) rates increase, and rising energy costs in California. IEUA has a diversified energy procurement approach, that includes on-site generation Power Purchase Agreements (PPA), energy demand management, electricity purchase from Southern California Edison, and direct access contract with Shell Energy North America, that continues to provide rate stabilization and cost effectiveness.



# Renewable Energy Production and Storage

- IEUA's diverse renewable portfolio consists of 5.0 MW solar, 1.0 MW of wind, 3.0 MW of engines, and 4.0 MW battery (Figure 2). The battery storage optimizes energy management by charging from the grid during off-peak periods and discharging during on-peak periods, therefore it is not considered as onsite generation. In order to increase onsite renewable generation, IEUA plans to complete the installation of the necessary emissions control required by South Coast Air Quality Management District to have the Renewable Energy Efficiency Project (REEP) engines operating as part of the RP-5 Expansion project.

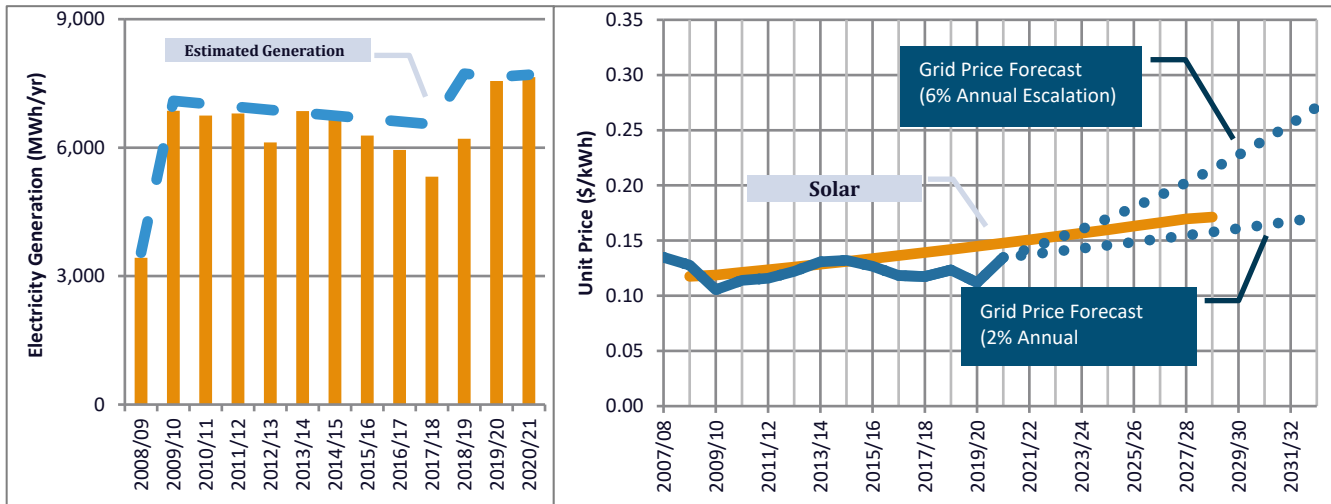
**Figure 2: IEUA's Diverse Renewable Portfolio**



- In 2020/21, 8,096 MWh of electricity was generated onsite, 2.9% more than 2019/20. The increase is due to the 70 kw of rooftop solar on the RP-5 lab operating for a full year and increase in the wind turbine energy production.
- IEUA's renewable portfolio generated 10% of the electricity used in 2020/21. Of the electricity consumed by IEUA;
  - 7,645 MWh was produced by the solar across IEUA facilities; and
  - 451 MWh was produced by the wind turbine at RP-4.

- 
- Despite PPA average rates being typically higher than the average grid price in 2020/21, renewable energy projects provided overall \$99,000 in savings, as a result of lower standby charges compared to the facility demand charge rate.
  - Generated solar electricity varies throughout the year due to the different number of sunlight hours, solar generation is usually higher in the summer and lower in the winter.
  - The REEP engine has been offline since August 2017, operation is expected to restart the engine subsequent to the completion of the RP-5 Biosolids Facility project and the installation of the emission control equipment, which is anticipated in 2025.
  - In 2015, IEUA partnered with Advanced Microgrid Solutions (AMS) through an energy management services (EMS) agreement to install 4 MW of battery storage and 1.5 MW of solar to optimize energy management and achieve cost savings through strategic procurement. The RP-1, RP-5, and CCWRF battery storage systems started commercial operation in November 2018, and the RP-4 and IERCF battery storage and solar system began commercial operation in March 2019. All facilities have completed their second year of operation. As of April 2020, the battery systems are now being operated and maintained by Enel X.

Solar across IEUA facilities generated 7,645 MWh of renewable energy, **1.2% more than 2019/20**. The slight increase in output was due to the IEUA-owned 70 kw of rooftop solar on the RP-5 lab operating for a full year.



For 2020/21, the SunPower PPA rate or the solar was higher than the average grid price. However, the solar projects provided approximately \$82,000 in savings, as a result of lower standby charges compared to the facility demand charge rate. The current SunPower PPA will expire in 2029. Staff will negotiate with the provider to extend the contract or purchase the solar, if cost-effective for the Agency.

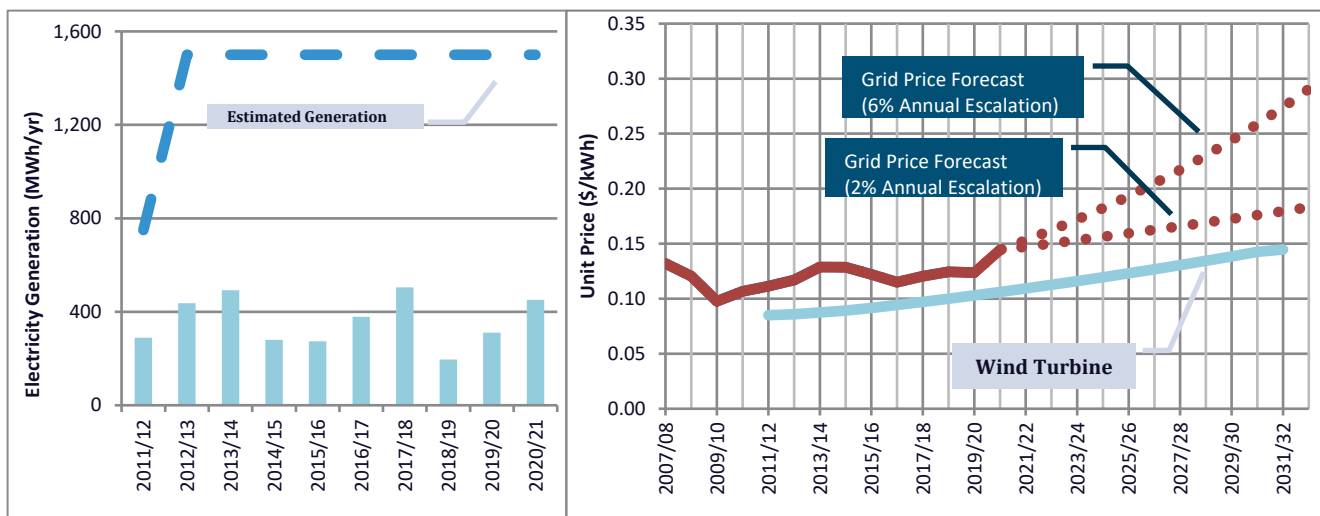
**Solar generated an overall savings of \$332,000 from 2008/09 to 2020/21**

Table 1: Savings from Solar Power PPA

<b>Savings</b> FY 08/09 – FY 20/21	\$332,000
<b>Range of Savings PPA Term</b> (FY 08/09 – FY 28/29)	\$721,000 (2% Esc) \$1,815,000 (6% Esc)



Wind turbine at RP-4 generated 451 MWh of renewable energy, **45% higher than 2019/20** due to the system being online during the entire fiscal year. For 2020/21, the PPA rate for the wind turbine was 20% lower than the average grid price. The wind turbine provided approximately \$17,000 in savings.



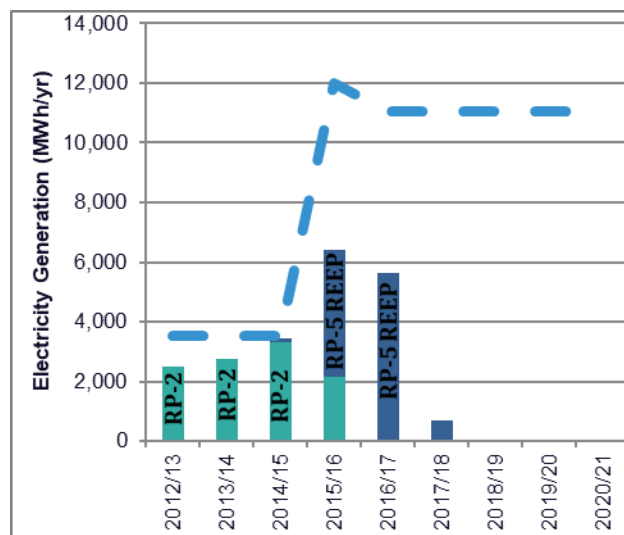
**Wind generated \$101,000 in savings from 2011/12 to 2020/21.**

Table 2: Savings from Wind Power

<b>Savings</b> FY 11/12 – FY 20/21	\$101,000
<b>Range of Savings PPA Term</b> (FY 11/12 – FY 31/32)	\$243,000 (2% Esc) \$422,000 (6% Esc)



Renewable energy was not generated by the REEP engines since the RP-5 Solids Handling Facility was not operational the entire fiscal year. The REEP engines at RP-5 were put offline in August 2017. **The engines are expected to go back online in 2025 after the completion of the RP-5 Biosolids Facility project**, and the installation of the SCAQMD required emission controls.







### Battery Storage + Solar Performance

The AMS battery storage at RP-1, RP-5 and CCWRF (2.5 MW combined) started commercial operation in November 2018, and the 1.5 MW battery storage at RP-4 and 1.5 MW of solar at IERCF started commercial operation on March 2019. In the second year of commercial operation, **RP-1, RP-5, and CCWRF experienced a combined average**

**demand reduction of 509 kW** during on-peak hours with a total bill savings of \$99,000.

While the system at **IERCF and RP-4 achieved an average demand reduction of 483 kW during on-peak hours and solar generation of 2,165 MWh** with a total bill savings of \$255,000 in the second term year. Since the minimum guaranteed savings per the contracts were not met, the battery system owners reconciled the remainder of the expected savings to the Agency.



**The battery storage systems incurred an \$354,000 in savings during year 2 of operation.**



---

# Energy Efficiency Projects

- IEUA continues to work with Southern California Edison and Southern California Regional Energy Network (SoCalREN) to conduct comprehensive energy audits and to implement projects to reduce electricity consumption and demand throughout its facilities and operations. In FY 20/21, the following process optimization project was completed:
  - RP-1 1158 Recycled Water Pump Station Upgrade
    - Completed: September 2020
    - Expected annual savings: 927,000 kWh and \$116,000
    - Incentive: \$86,000
    - Avoided power usage: 81 kW
- Since the start of the partnership in 2015, the Agency's implementation of energy efficiency projects has accumulated:
  - Expected annual savings: 5,236,000 kWh and \$615,000
  - Incentive: \$491,000
  - Avoided power usage: 474 kW

## Other Projects

### RP-1 SCE Primary Metering Cabinet Replacement

- In April 2021, SCE with the support of IEUA staff replaced the primary metering cabinet at RP-1 to improve safety and reliability.

### RP-5 Solids Handling Facility (SHF) Feasibility Study

- IEUA conducted a business case study to evaluate future uses of the RP-5 SHF, developing the following project alternatives:
  - Status quo – Idle assets and land
  - Lease for organics processing
  - Sell for organics processing
  - Lease as logistics hub
  - Sell as logistics hub
- The study concluded that the preferred alternative at this time is the Status Quo because of the benefits of using the facility as a construction staging site and contractor parking area for the RP-5 Expansion Project, and the costs associated with moving the RP-5 expansion contractor elsewhere.

---

# Upcoming Projects

## Aeration Blower Replacement

- These projects will replace the existing aeration blowers with energy efficient blowers at RP-4 and CCWRF, which are expected to be completed in February 2022 and November 2023, respectively. In total, both projects are expected to save the Agency an estimated 1,900 MWh/year or \$232,000/year.

## CCWRF Odor Control Equipment Replacement

- The CCWRF Improvements project will replace the existing odor control system with biotrickling filters by November 2023. In addition to continuing to address plant odor, the measure will also provide energy savings of about 247 MWh/year or \$31,000/year.

## Process Optimization

- Automated ammonia controls will be installed at RP-4 and CCWRF by June 2022 and November 2023, respectively. The ammonia controls will optimize operation and reduce power consumption of the aeration blowers. These projects would result in an estimated savings of 570 MWh/year or \$71,000/year.

## SCE Charge Ready 2 Program

- Through the Charge Ready 2 program, SCE will design, construct, and install electric vehicle (EV) charging infrastructure. The customer is only required to purchase and install the EV chargers. IEUA has submitted applications for charging infrastructure across 4 facilities.

## Beneficial Use of Biogas

- IEUA evaluated opportunities to beneficially use the biogas generated at RP-1 in addition to onsite use for digesters heating. Staff plans on updating the study to consider new technologies, and incorporate recent changes in funding, capital and energy costs.

---

# Other Energy Related Activities

## Isle Energy Management & Optimization Partnership

- IEUA has partnered with Isle Utilities along with several agencies nationwide to discuss the challenges and successes of implementing energy optimization projects. Isle will invite vendors who will propose successful technologies and practices to reduce and optimize energy usage and onsite renewable generation.

## Statewide Grid Emergency

- In August and September 2020, the State of California experienced extreme heat waves resulting in investor-owned utilities requesting their customers to reduce their load during peak hours to avoid rotating power outages. IEUA responded by shifting 2 MW of load and the battery storage discharged 1 MW to lessen the strain on the grid. Due to the likelihood of future extreme heat events occurring, the California Public Utilities Commission (CPUC) created the Enhanced Statewide Emergency Load Reduction Program, which is a demand response program that compensates customers for reducing loads during these events. IEUA explored the viability of participating in the program. Since IEUA is currently enrolled in other demand response programs with the battery storage systems, the Agency is not eligible for dual participation.

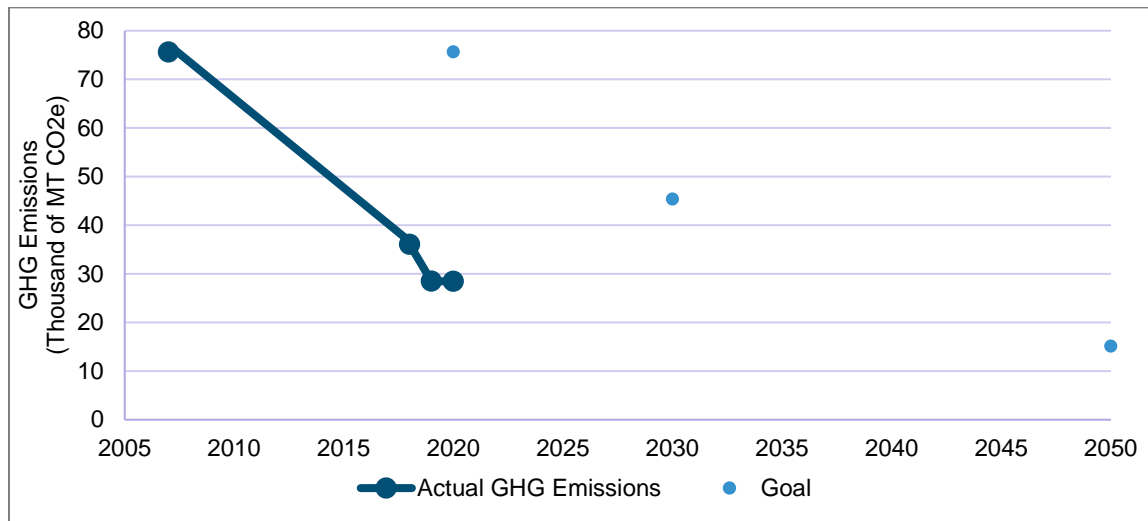
## SCE Rate Increases

- During the FY 2020/21, SCE increased their rates by an estimated 20% based on facility billing. In mid-August 2021, the California Public Utilities Commission approved an additional 8% increase in rates that is expected to be implanted in Fall 2021. Staff is working with SCE to validate the billing accuracy and will continue to collaborate with the utility to enroll in the most cost-effective available rate.

## Climate Change Action Plan

- In 2018, IEUA staff developed a Climate Change Action Plan that described the vision and direction needed to bolster IEUA's water management system and minimize its carbon footprint. IEUA is following AB 32 standards using the oldest emission baseline data available to reduce GHG levels to 2007 levels by 2020, 40 percent below 2007 levels by 2030, and 80 percent below 2007 levels by 2050. 2020 greenhouse gas emissions (GHG) were similar to 2019, which is 62% below the 2007 baseline levels.

**Figure 3: Greenhouse Gas Emissions Actuals and Goals**



- IEUA is planning to implement capital projects and will continue to optimize operations and maintenance activities to allow the Agency to continue to prepare its system for the effects of climate change by focusing on increasing the use of zero-carbon energy sources and reducing energy consumption. The majority of the projects being explored fall into four categories, solar, hydropower, biogas (renewable methane), and energy efficiency. The current list of projects being explored by IEUA, are in varying degrees of planning and review with some being feasible for pre-design as soon as 2022 while others are 10 or more years out.
- Potential projects
  - Solar: favorable outlook for the carport solar because of the forecasted SCE rate increase and higher facility load.
  - Hydropower: a feasibility study conducted in FY 19/20 at two proposed locations deemed the project to be not feasible. Staff will re-evaluate in the future.
  - Biogas: staff will update the RP-1 Beneficial Use of Biogas Feasibility Study to evaluate cost effective alternative consistent with the Agency's Business Goals.
  - Energy efficiency: multiple ongoing expected to be completed by 2023, RP-4 blowers and ammonia controls expected to be online in 2022.

**INFORMATION  
ITEM**

**31**



**September 30, 2021**

**To:** Inland Empire Utilities Agency

**From:** Michael Boccadoro  
Beth Olhasso

**RE:** September Report

---

**Overview:**

Drought conditions continue to dominate headlines and drive discussions about water conservation. With major reservoirs dropping to capacity levels around 20 percent or lower, regulators are starting to take aggressive action. There is continued chatter that a statewide drought declaration is imminent with urban water conservation mandates close to follow from the State Water Resources Control Board or Executive Order. The state responded to the Governor's plea for 15 percent conservation, by only cutting water use by 1.8 percent, further frustrating regulators.

Recently, the State Water Resources Control Board adopted guidelines that will determine how the agency will administer the almost one billion financial relief program for community water systems' unpaid water bill debt from residential and commercial customers who were unable to pay their bills due to COVID-related financial hardship. The California Water and Wastewater Arrearages Payment Program will disburse funds between November 1, 2021 and January 31, 2022, prioritizing small drinking water systems first.

With another rough summer of flex alerts and narrowly escaping rolling blackouts, SWRCB staff is once again recommending extending the life of a "once through cooling" natural gas generating station in Redondo Beach. Western wide heat waves have made it more difficult to balance the electric grid the past several summers, and SWRCB and CPUC staff believe that the Redondo Beach "peaker" plant is essential to ensure the power stays on throughout Southern California.

The Legislature and the administration are normally done with budget work in mid-June, but with unprecedented budget surplus, it took until after Labor Day for all the surplus funds to be negotiated into a plan. Before session adjourned in September final drought and climate resiliency packages were passed and signed by the Governor. Funding for recycled water, drinking water and wastewater are key elements of the drought package.

The first year of the two-year session ended on September 10. There were 2,776 bills introduced with 1,672 passing to the Governor's desk. 668 have already been signed, 5 vetoed, leaving 431 for Governor Newsom to act on before the October 10 deadline. Legislation on flushable product labeling, stormwater capture and vehicle fleet replacement funding supported by IEUA are all expected to be signed by the Governor in the coming days. The Legislature will return for the final year of the two-year session in January.



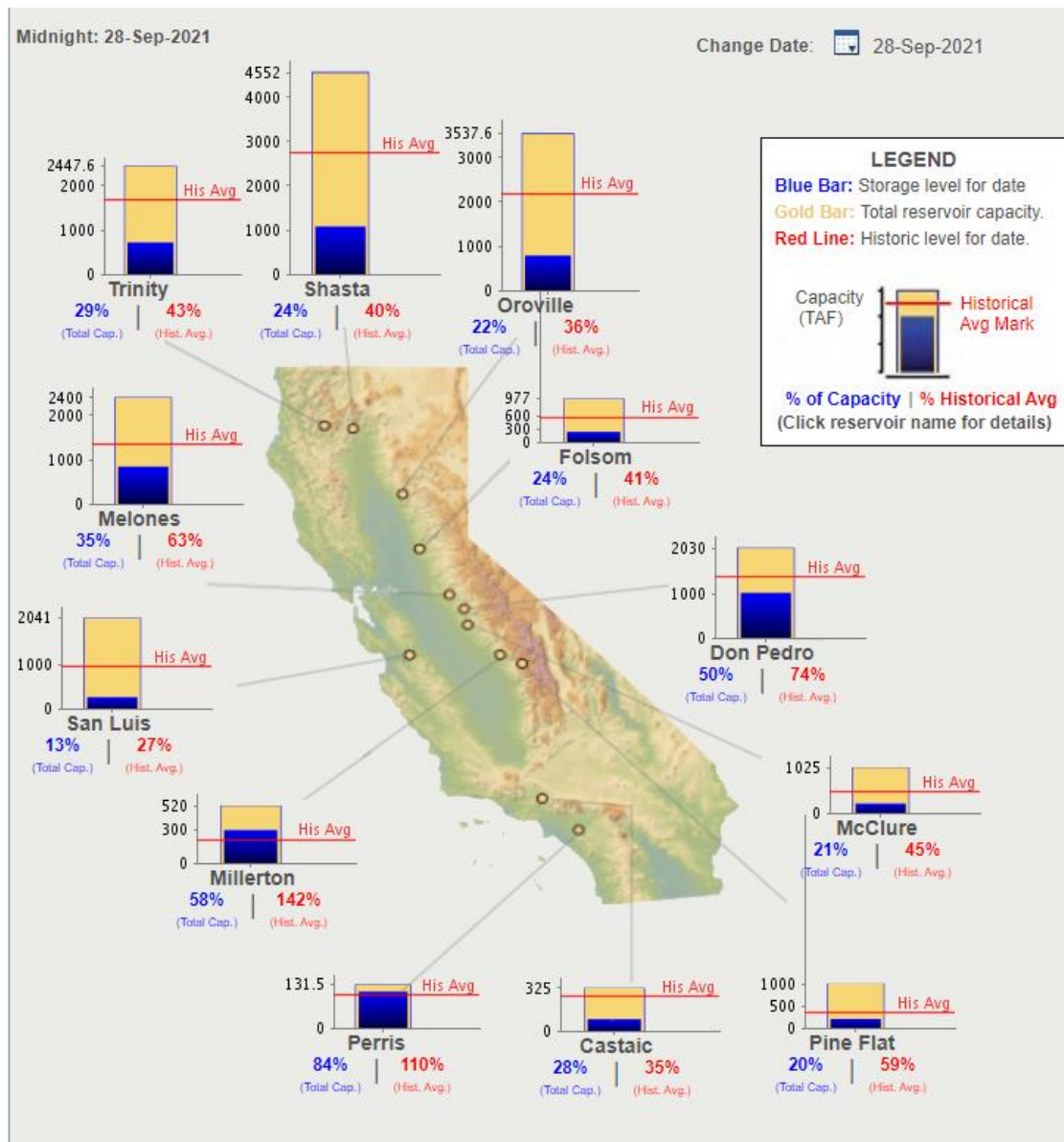
# Inland Empire Utilities Agency

## Status Report – September 2021

### Water Supply Conditions

As widely reported, drought conditions are worsening and current reservoir levels are bleak. San Luis Reservoir, the main south-of-Delta storage facility for the State Water Project, is at 27 percent of average for this time of the year and 13 percent capacity. Lake Oroville is at 36 percent of average and 22 percent capacity. Finally, over 88 percent of the state is in extreme drought conditions, and over 47 percent of the state is in “exceptional drought” conditions, the most extreme condition measured.

The end of the water year on September 30 brought speculation that Governor Newsom would issue a statewide drought declaration, setting the State Water Resources Control Board (SWRCB) on a path to call for water reductions throughout California. However, only an announcement by Natural Resources Secretary Wade Crowfoot was made stating that regulators would continue to monitor California’s conservation efforts over the winter and address any sort of further actions in a few months.

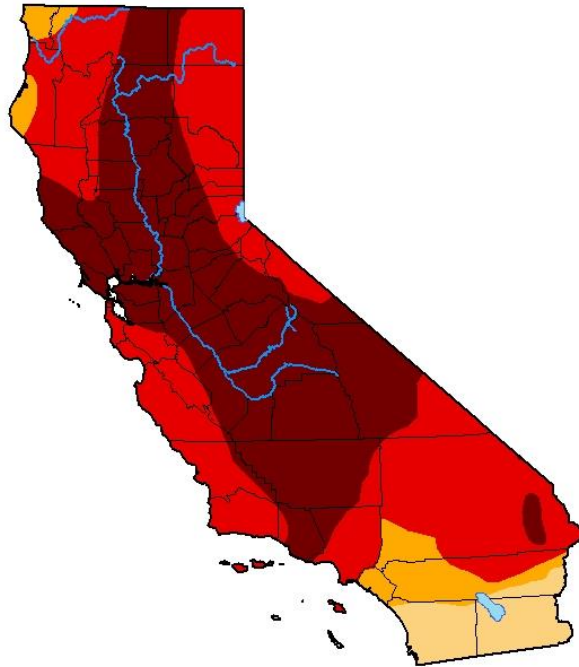


## U.S. Drought Monitor California

**September 28, 2021**

*(Released Thursday, Sep. 30, 2021)*

Valid 8 a.m. EDT



### Intensity:

- None
- D0 Abnormally Dry
- D1 Moderate Drought
- D2 Severe Drought
- D3 Extreme Drought
- D4 Exceptional Drought

*The Drought Monitor focuses on broad-scale conditions. Local conditions may vary. For more information on the Drought Monitor, go to <https://droughtmonitor.unl.edu/About.aspx>*

### Author:

Brian Fuchs  
National Drought Mitigation Center



[droughtmonitor.unl.edu](https://droughtmonitor.unl.edu)

### ***Water Conservation***

Californians reduced their water use at home by 1.8 percent statewide in July compared to last year, even after Governor Newsom urged residents to conserve 15 percent as drought continues to spread across the state.

Regulators recently warned water providers south of the Delta who rely on state water allocations — already slashed to five percent this year — to brace for the possibility of zero supply next year. The Department of Water Resources also cautioned that next year's cuts in supply could expand to growers and others known as settlement contractors, whose claims to the water predate California's massive systems of reservoirs, aqueducts and canals.

Department of Water Resources Director Karla Nemeth stated that State Water Project Contractors have been put on notice that they could be facing a zero percent allocation for 2022.

### ***Arrearage Funding***

Recently, the State Water Resources Control Board adopted guidelines that will determine how the agency will administer the almost one billion financial relief program for community water systems' unpaid water bill debt from residential and commercial customers who were unable to pay their bills due to COVID-related financial hardship. The California Water and Wastewater Arrearages Payment Program will disburse funds between November 1, 2021 and January 31, 2022, prioritizing small drinking water systems first.

Water systems must apply for the funding, which covers residential and commercial accounts that are 60 days or more behind on payments for debt accrued between March 4, 2020 and June 15, 2021. As a condition of receiving the funds, participating systems must credit their customers' accounts and notify them that their water bill debt has been cleared or reduced. Customers will not be paid directly.

The guidelines adopted in late September set forth the conditions systems must meet, the type and amount of eligible debt, the prioritization of payments from the program, and the amount of allowable administrative costs. For example, water systems without customer payment plans will be required to have them, and relief for water systems serving disadvantaged communities will be prioritized. The program will also encourage those systems that have transferred customer debt to third parties to apply for funding nonetheless and clear those debts for their customers.

### ***Electric Grid Reliability in Southern California***

SWRCB staff is once again recommending extending the life of a "once through cooling" natural gas generating station in Redondo Beach. Western wide heat waves have made it more difficult to balance the electric grid the past several summers, and SWRCB and CPUC staff believe that the Redondo Beach "peaker" plant is essential to ensure the power stays on throughout Southern California.

The state board will take the matter up at its October 19 meeting. Environmentalists and the City of Redondo Beach argue that the plant isn't needed, but SWRCB staff point to not only CAISO and CPUC reports stating the fragility of the energy grid, but also to independent reports noting the state needs to preserve as much power as possible as new, energy efficient resources are brought online in the coming year.

### ***State Budget Update***

As mentioned in previous reports, the state budget process has been uncharacteristically long and drawn out this year. It took until early September for a final consensus to be reached on how to spend unprecedented budget surplus and federal stimulus funds totaling about \$100 billion. Legislators met their constitutional deadline of passing a budget by June 15, but what they passed didn't have the support of the Governor. They passed a "budget bill junior" on June 28 which contained more compromises reached by the Legislature and the Governor but still left out key aspects of the budget that were not negotiated between the Legislature and the Governor until after Labor Day.

Initial budgets had language that would limit drought funding to those counties with a declared drought. Strong work by MWD and others led to that language being removed from the final package.

The final drought package included about \$3 billion for drought. Some notable categories of funding include:

- \$650 million for drinking water- prioritized for disadvantaged communities
- \$650 million for wastewater- prioritized for septic to sewer conversion
- \$150 million for recycled water and groundwater cleanup
- \$600 million to DWR for multi-benefit watershed projects

There is also some funding for PFAS treatment, co-digestion and flood control and stormwater. DWR, SWRCB and the other agencies who received the funding will now work to implement the funds. Some new programs will be created, and it is expected that agencies will try to take advantage of existing programs to allocate the funding.

WCA has been working with IEUA staff to identify potential opportunities for the agency.

### ***Legislative Update***

The first year of the two-year session ended on September 10. There were 2,776 bills introduced with 1,672 passing to the Governor's desk. 668 have already been signed, 5 vetoed, leaving 431 for Governor Newsom to act on before the October 10 deadline.

Members will remain in their districts until January when they will return for the final year of the two-year session.

### **Updates on Priority Bills**

- AB 818 (Bloom)- Solid Waste: premoistened nonwoven disposable wipes: Co-Sponsored by CASA and disposable wipes industry. Would require specific "Do Not Flush" labeling on specific disposable wipes. On Governor's Desk.
- SB 273 (Hertzberg) Water Quality: municipal wastewater agencies: This legislation, sponsored by CASA, would authorize a wastewater agency to capture and treat stormwater utilizing ratepayer funds. The bill sailed through the Senate and the Assembly on the Consent Calendar and was signed by the Governor.
- SB 372 (Leyva) medium and heavy-duty fleet purchasing assistance program: zero emission vehicles. The bill, while still a work in progress, seeks to make financing tools available to help transition medium and heavy-duty truck fleets to zero emission vehicles. The Senator took amendments as it came out of the Appropriations Committee to include construction or earth-moving equipment as eligible under the program. The bill has easily moved through the process in both houses and is now on the Governor's Desk.
- AB 361 (R. Rivas): Sponsored by the California Special Districts Association would allow for public agencies to use teleconferencing without complying with certain Brown Act teleconferencing requirements provide that a teleconference location is accessible to the public, a quorum of members participate at the jurisdiction and the public has access to the legislative body at a specified location. These rules would only apply during a local or state emergency. An urgency clause was added to the bill late in the process to allow it to go into effect upon the Governor's signature (as opposed to on Jan 1 like most legislation). The Governor signed the bill on September 16.

***IEUA BILLS—July 30, 2021 BILLS WITH POSITIONS***

[illegible]

			<p>of the public to observe and comment is preserved, as specified, and that a local agency permitting teleconferencing have a procedure for receiving and swiftly resolving requests for reasonable accommodation for individuals with disabilities, as specified. This bill would remove the requirements of the act particular to teleconferencing and allow for teleconferencing subject to existing provisions regarding the posting of notice of an agenda and the ability of the public to observe the meeting and provide public comment. The bill would require that, in each instance in which notice of the time of the teleconferenced meeting is otherwise given or the agenda for the meeting is otherwise posted, the local agency also give notice of the means by which members of the public may observe the meeting and offer public comment and that the legislative body have and implement a procedure for receiving and swiftly resolving requests for reasonable accommodation for individuals with disabilities, consistent with the federal Americans with Disabilities Act, as provided.</p>	Two-Year Bill	
AB 818	Asm. Bloom/ CASA	Solid Waste: premoistened nonwoven disposable wipes	<p>Would require, except as provided, certain premoistened nonwoven disposable wipes manufactured on or after July 1, 2022, to be labeled clearly and conspicuously with the phrase “Do Not Flush” and a related symbol, as specified. The bill would prohibit a covered entity, as defined, from making a representation about the flushable attributes, benefits, performance, or efficacy of those premoistened nonwoven disposable wipes, as provided. The bill would establish enforcement provisions, including authorizing a civil penalty not to exceed \$2,500 per day, up to a maximum of \$100,000 per violation, to be imposed on a covered entity who violates those provisions.</p>	<p>SUPPORT</p> <p>On Governor’s Desk</p>	Supported by CASA, ACWA, MWD



AB 1434	Asm. Friedman	Urban water use objectives: Indoor water use	Would establish, beginning January 1, 2023, until January 1, 2025, the standard for indoor residential water use as 48 gallons per capita daily. The bill would establish, beginning January 1, 2025, the standard as 44 gallons per capita daily and, beginning January 1, 2030, 40 gallons per capita daily. The bill would eliminate the requirement that the department, in coordination with the state board, conduct necessary studies and investigations and jointly recommend to the Legislature a standard for indoor residential water use.	OPPOSE  Two-Year Bill	OPPOSED by ACWA, CASA, WatReuse, CSDA
AB 1500	Asms. E. Garcia/Mullin	Safe Drinking Water, Wildfire Prevention, Drought Preparation, Flood Protection, Extreme Heat Mitigation, and Workforce Development Bond Act of 2022	Would enact the Safe Drinking Water, Wildfire Prevention, Drought Preparation, Flood Protection, Extreme Heat Mitigation, and Workforce Development Bond Act of 2022, which, if approved by the voters, would authorize the issuance of bonds in the amount of \$6,700,000,000 pursuant to the State General Obligation Bond Law to finance projects for safe drinking water, wildfire prevention, drought preparation, flood protection, extreme heat mitigation, and workforce development programs.	SUPPORT IF AMENDED  Assembly Rules Committee	
SB 45	Sen. Portantino	Wildfire Prevention, Safe Drinking Water, Drought Preparation, and Flood Protection Bond act of 2022	Would enact the Wildfire Prevention, Safe Drinking Water, Drought Preparation, and Flood Protection Bond Act of 2022, which, if approved by the voters, would authorize the issuance of bonds in the amount of \$5,510,000,000 pursuant to the State General Obligation Bond Law to finance projects for a wildfire prevention, safe drinking water, drought preparation, and flood protection program.	SUPPORT IF AMENDED  SEN Floor	
SB 222	Sen. Dodd	Water Affordability Assistance Program	Would establish the Water Affordability Assistance Fund in the State Treasury to help provide water affordability assistance, for both drinking water and wastewater services, to low-income ratepayers and ratepayers experiencing economic hardship in California. The bill would make moneys in the fund available upon appropriation by the Legislature to the state board to provide, as part of the Water Affordability Assistance Program established by the	Two-Year Bill	Opposed by ACWA



[illegible]

**INFORMATION  
ITEM**

**3J**

# INNOVATIVE FEDERAL STRATEGIES, LLC

*Comprehensive Government Relations*

## MEMORANDUM

**To:** IEUA Community and Legislative Affairs Committee

**From:** Letitia White, Jean Denton, Drew Tatum, and Sarah Persichetti

**Date:** October 1, 2021

**Re:** September Monthly Legislative Update

---

### **Congress Passes Continuing Resolution to Keep Government Open**

Lawmakers in the House and Senate came to an agreement on a Continuing Resolution (CR) to fund the government past the end of the fiscal year on September 30. Both chambers passed the legislation on the 30<sup>th</sup> and sent it to President Biden who signed the legislation with hours to spare before the end of the fiscal year when government funding was set to expire.

The CR funds the government until December 3, as well as provides \$6.3 billion for Afghan refugee resettlement and \$28.6 billion for disaster relief. Senate Democrats stripped language from the bill that would suspend the debt ceiling through 2022, which was in the bill when it passed the House.

"There's so much more to do. But the passage of this bill reminds us that bipartisan work is possible and it gives us time to pass longer-term funding to keep our government running and delivering for the American people," President Biden said after signing the bill.

Majority Leader Chuck Schumer (D-NY) said on Wednesday, September 29 that the Senate had reached a deal to vote Thursday on a short-term government funding bill to avoid a shutdown.

The Senate spent much of Wednesday haggling behind the scenes over the government funding bill — amid a push by Republicans for votes related to adding money for Israel's Iron Dome defense system and changing a provision on Afghan refugees — Senators and aides downplayed the chance that any last-minute drama would derail the Continuing Resolution

Despite the debate in the Senate, the chamber passed the CR on Thursday by a vote of 65-35, and sent it back to the House where it passed later on Thursday afternoon by a vote of 254-175.

The passage of the CR in the Senate follows a failed vote on Monday, September 27 in the Senate on the previously passed House CR that contained the debt ceiling provisions.

Senate Minority Mitch McConnell (R-KY) has said that he and his conference were prepared to support a "clean CR" that did not contain the debt ceiling provision.

Faced with the prospect of a government shutdown amid the ongoing COVID-19 pandemic, Democrats ultimately opted to detach the debt limit suspension from the government funding bill.

The House originally passed the Continuing Resolution on Tuesday, September 21 by a party-line vote of 220-211. The main holdup on the legislation in the Senate had been the debt-limit ceiling.

### **House Votes on Debt Limit**

The House voted Wednesday, September 29<sup>th</sup> on stand-alone legislation to suspend the country's debt limit, as tensions run high on both sides of the aisle with less than a month to go until the nation is expected to default on its debt.

The debt limit was reinstated on August 1, and Treasury Secretary Janet Yellen has said that Congress has until October 18 to raise or suspend the debt limit before the nation is expected to default on the national debt.

Two Democrats and one Republican crossed their parties during Wednesday's vote.

Representative Kurt Schrader (D-OR) and Jared Golden (D-ME) bucked party lines on Wednesday afternoon when they joined Republicans in voting "no" on legislation to suspend the nation's debt limit.

And on the opposite side of the aisle, Representative Adam Kinzinger (D-IL) was the only Republican to vote to send the measure to the Senate.

The legislation, which advanced by a razor-thin 219-212 vote, also faces shaky odds in the Senate, as GOP leadership has urged its members to tank the measure in the upper chamber.

Republican leadership has been calling on their members to vote against raising the debt ceiling amid a high-stakes standoff with Democrats. The push by Republicans comes in opposition to a multitrillion-dollar social safety net package the party aims to pass using reconciliation, a procedure that will allow them to bypass the Senate GOP filibuster.

Republicans want Democrats to address the debt limit themselves by using that same process. But disagreements remain between party leaders over how much time the maneuver could take ahead of the looming deadline, and Democratic leaders have called it a non-starter. Additionally, using the reconciliation process.

Senate Majority Leader Chuck Schumer (D-NY) has stated that the Senate will take action on the House-passed bill during the week of October 4. The Senate procedurally moved to the legislation before the end of September, and a cloture vote on the underlying bill will likely occur early the week of October 4.



### **Congress Debates Infrastructure, Reconciliation as Disagreements Remain**

Late on Thursday, September 30, House Democratic leaders postponed a vote yet again on the bipartisan infrastructure bill amid threats from progressives to tank it as leverage for a separate, larger package to expand social safety net programs.

After a long day of meetings between Speaker Nancy Pelosi (D-CA) and the warring centrist and progressive factions of the caucus, as well as with White House staff, Democrats opted to delay a vote planned for Thursday rather than allow it to fail on the House floor.

A notice from House Majority Leader Steny Hoyer's (D-MD) office issued shortly before 11 p.m. Thursday confirmed that there would be no further votes for the night.

"I don't see a deal tonight. I really don't," Senator Joe Manchin (D-WV) said as he left the meeting with top White House staff in the Capitol basement shortly before 10 p.m.

Senator Manchin maintained that he's still pushing for a top-line spending figure of \$1.5 trillion for the social benefit package — less than half the current \$3.5 trillion.

"We're in good-faith negotiations," Senator Manchin said.

White House press secretary Jen Psaki said after House leadership pulled the bill that Democrats "are closer to an agreement than ever."

"But we are not there yet, and so, we will need some additional time to finish the work, starting tomorrow morning first thing," she added.

During the week of September 20, House Speaker Nancy Pelosi (D-CA) announced that the House hoped to vote on both the bipartisan infrastructure bill as well as the proposed \$3.5 trillion package during the week of September 27.

Speaker Pelosi announced that the House would vote on Thursday, September 30 on the Senate-passed bipartisan infrastructure bill, pushing back the originally planned vote for Monday, September 27 that she had promised centrist members earlier in the month.

The House debated the bipartisan bill early in the week, however without an agreement on a framework for a larger reconciliation package, Democrats did not have enough votes from the progressive members of their party to pass the bipartisan bill.

Progressives worry that if they help pass the bipartisan bill before the reconciliation framework is agreed upon, centrists won't help them pass the reconciliation bill packed with progressive priorities.

September 30 was also the deadline for surface transportation programs that were set to expire.

Faced with the possibility that the bipartisan infrastructure deal does not get through the House before the end of the day on the 30, Representative Peter DeFazio (D-OR), Chairman of the

## *Innovative Federal Strategies LLC*

House Transportation and Infrastructure Committee said on Wednesday, September 29 that the expiring highway and transit programs will not be left to lapse in any event.

“We will have a plan B if we need a plan B. Right now, I'm not intending to have a plan B,” DeFazio said.

“One way or another, we will take care of it, either through passing the [bipartisan infrastructure bill] or if necessary some other form. But there's no way we're going to let it shut down and cause that kind of disruption,” he said.

The House Budget Committee on September 24 released the text of Biden's Build Back Better plan — a massive, 2,500-page proposal that reflects the work of 13 separate House committees. The next day, the Budget Committee passed the bill out of committee, setting it up for potential floor consideration this week.

The Democratic-led committee passed the package in a 20-17 vote on Saturday afternoon, piecing together the chunks of legislation approved by 13 House committees earlier this month that make up the spending plan.

As a reminder, below is a topline summary of what is included in / proposed for the two “infrastructure packages” moving through the House the last week of September.

*Infrastructure Investment and Jobs Act:* Also referred to as the bipartisan infrastructure deal/framework. Total cost of the legislation is roughly \$1.2 trillion. This legislation includes the 5-year reauthorization of the highway trust fund. The legislation—which its sponsors say would increase spending on infrastructure by \$550 billion over five years—would extend highway, safety, transit, rail, pipeline, and research programs that are typically included in five-year surface transportation reauthorizations. It also includes provisions to address climate change, codify parts of a Trump-era policy on environmental reviews, impose domestic content requirements, authorize programs to enhance the electric grid and replace lead pipes, and appropriate \$445.9 billion in emergency funds. The legislation passed the Senate on August 10, 2021 and awaits further action in the House.

*Build Back Better Act:* Also referred to as the reconciliation package. Total cost of the legislation, as proposed by the House based on the Concurrent Budget Resolution is roughly \$3.5 trillion. This legislation, which is designed to pass with Democratic votes only, proposed to make the “transformative investments at the scale necessary to meet the needs of the American people.” Democrats have included provisions related to fighting climate change, reducing the cost of childcare, providing home health care, expanding Medicare, creating a nationwide paid family leave program, and providing universal pre-K and free community college. *Please see below for highlights of measures approved by committees earlier in September.*

### **EPA to Propose First-Ever ‘Forever Chemical’ Discharge Limits**

The Environmental Protection Agency (EPA) announced on Wednesday, September 8 that it will propose a rule to set the first-ever limits on the amount of chemicals called PFAS can be discharged.

In a new plan released on the 8th, the agency affirmed that it would propose a rule setting limits for PFAS wastewater discharges from facilities that manufacture the substances, as well as from chromium electroplating facilities.

“This plan illustrates one way that EPA is following science to better protect public health and the environment,” Assistant Administrator for Water Radhika Fox said in a statement on the plan. “Importantly and for the first time, EPA is committing to limit PFAS in wastewater discharges,” he added.

The plan outlines several rules the agency will propose.

This is not the first time the agency has indicated that it could regulate PFAS discharges. The EPA indicated in March that it could take action, calling it a “potential future rulemaking.”

But the new report indicates that “EPA has determined that the development of effluent guidelines and standards for PFAS manufacturers is warranted.”

The plan also says that the agency revised rules surrounding discharges of other pollutants from facilities that slaughter or process meat and poultry that were last updated in 2004.

Representative Chris Pappas (D-NH), whose state has been hit hard by PFAS contamination, hailed the EPA’s action as “long overdue but welcome news.” He is the sponsor of a bill (H.R. 3622) that would regulate the chemicals under the Clean Water Act.

“We need additional protections to safeguard the environment and public health, and the EPA should expand these regulations to other known industries that are actively discharging these forever chemicals,” Pappas said.

### **Interior Announces BLM Headquarters Move Back to DC**

The Interior Department will restore the Washington, D.C., headquarters for the Bureau of Land Management, which was moved to Colorado during the Trump administration, while maintaining the Colorado office as its “Western headquarters.”

The department announced its decision on the controversial move in a statement on Friday, September 17.

The Trump administration shifted its headquarters from Washington to Grand Junction, CO, in what critics saw as an attempt to drive out career officials. The Trump administration had argued that it was putting officials closer to the land that they managed.

## *Innovative Federal Strategies LLC*

The move was initially announced in 2019 and completed last year.

Data released by the Biden administration earlier this year indicated that more than 87 percent of the agency's employees based in D.C. left the agency after the Trump administration's announcement that it would relocate the office.

Just 41 agreed to move while 287 either retired or left the agency by the end of last year.

The department said Friday that just three people moved to Grand Junction.

Interior Secretary Deb Haaland said in a statement that it was important for the bureau to have a D.C. presence but also said that its presence in Colorado would "continue to grow."

"There's no doubt that the BLM should have a leadership presence in Washington, D.C. – like all the other land management agencies – to ensure that it has access to the policy-, budget-, and decision-making levers to best carry out its mission," Secretary Haaland said.

"The past several years have been incredibly disruptive to the organization, to our public servants, and to their families. As we move forward, my priority is to revitalize and rebuild the BLM so that it can meet the pressing challenges of our time, and to look out for our employees' well-being," she added.

According to the department, the bureau director and other "key leadership positions" will be in the Washington headquarters, while "additional senior personnel" would work out West.

The announcement did not provide specifics as to who fell into each category, but said that except for "core leadership positions," it does not plan to require any employees to relocate.

The Biden administration argued on Friday that the Trump administration's decision "led to a significant loss of institutional memory and talent."

The politics of the decision don't fall neatly along party lines, as some Colorado Democrats favored the move out West. One of them, Senator Michael Bennet, had a mixed reaction to the news on Friday.

"While I am disappointed that the national headquarters will be in Washington, I believe establishing and growing a permanent BLM Western Headquarters in Grand Junction should be a very positive development," he said in a statement.

"In the coming months, I will hold the Administration accountable to ensure that the BLM Western Headquarters is permanent, fully staffed, and informed by the voices of the Rocky Mountain West — after the last administration failed to deliver on that promise," he added.

Many Republicans, meanwhile, blasted the decision.

"The Biden administration's answer for everything is to double the size of government," said Senator John Barrasso (R-WY) in a statement.

"The Bureau of Land Management doesn't need two headquarters," added Senator Barrasso, who's the top Republican on the Senate Energy and Natural Resources Committee. "The single headquarters of the Bureau of Land Management belongs in the West, closer to the resources it manages and the people it serves."

### **EPA Rescinds Trump-era Guidance on Exceptions to Water Pollution Protections**

The Environmental Protection Agency (EPA) is rescinding Trump-era guidance that established exceptions to certain water pollution protections.

The EPA announced during the week of September 13 that it was nixing the January 14 guidance, which established exceptions to which types of facilities would require agency permits to discharge pollutants in accordance with a Supreme Court ruling.

Last year, the Supreme Court ruled that a permit is required not only for direct discharges of pollutants into federally regulated waters but also for discharges into groundwater that are the "functional equivalent" because they eventually also make their way into regulated waters.

Following that decision, the EPA under then-President Trump issued the now-rescinded guidance stating that if the pollution became diluted or otherwise changed between when it was discharged and when it reached the regulated water, it may not require a permit.

It also said that facilities are "less likely" to require permits if they're designed in a way that mitigates their discharges.

In a memo getting rid of the guidance, the Biden administration argued that it had been issued "without proper deliberation" and because the part of the guidance relating to facility design is not "reflected in or consistent with" the Supreme Court ruling.

The document, written by Radhika Fox, who leads the agency's Office of Water, said that the EPA was evaluating its next steps and that the agency will make site-specific decisions on whether relevant discharges need permits.

In December, when it released a draft of the guidance, the Trump administration argued that its decision would help industry understand when they need permits.

But critics said at the time that it could end up leaving out facilities that ultimately pollute protected waters.

### **Administration to Require COVID-19 Vaccines, Tests for Millions of Private Workers**

On Thursday, September 9, President Joe Biden announced a new rule to require all private employers with 100 or more employees to mandate vaccines or weekly testing.

A senior administration official said the rule will be issued from the Department of Labor's Occupational Safety and Health Administration "in the coming weeks," and the implementation timeline will likely mirror the roughly 90 day window other private sector employers, like Tyson Foods and United Airlines, have required.

The requirement could impact nearly 80 million workers, the administration official said, and if a business fails to comply with the rule they could face fines up to \$14,000 per violation.

The new national strategy, dubbed "Path Out of the Pandemic," represents a redoubling of the administration's efforts to combat the threat of the delta variant of the coronavirus.

Biden is also dramatically expanding vaccination requirements for health workers. Last month, the administration said it would require all staff at about 15,000 nursing homes to be vaccinated to receive Medicare and Medicaid funding, a move that would affect about 1.3 million employees. The rule is expected to be issued later this month.

### **Reconciliation Package Highlights**

The House Budget Committee on Friday, September 24 released the text of President Biden's Build Back Better plan—a massive, 2,500-page proposal that reflects the work of 13 separate House committees. On Saturday, September 25, the Budget Committee passed the bill out of committee, setting it up for potential floor consideration.

Below are highlights of the approved measures.

#### Ways and Means (Target: \$1 billion reduction)

The budget resolution directed the Ways and Means Committee to reduce the deficit by \$1 billion over 10 years, a “nominal” amount intended to give the panel flexibility to draft its legislation, including offsets for the reconciliation package.

The measure covers taxes, health care, drug pricing, paid leave, infrastructure financing, community development, retirement, child care, and trade.

**Tax Increases:** The Ways and Means package includes sweeping tax changes to raise revenue for other portions of the package, including:

- Raising the top marginal personal income tax rate to 39.6%, from 37%, for individuals making more than \$400,000 and joint filers making more than \$450,000. A 3% surtax also would be imposed on individuals with adjusted gross incomes of more than \$5 million.
- Increasing the capital gains tax rate to 25% from 20% for “certain high-income individuals.”



## *Innovative Federal Strategies LLC*

- Replacing the flat 21% corporate income tax rate with graduated rates: 18% on the first \$400,000 of income, 21% on income up to \$5 million, increasing to 26.5% for income after that.
- Generally requiring investment funds to hold assets for more than five years, rather than three years, for managers to get a preferential tax rate on their share of profits, known as carried interest.
- Reinstating a 16.4 cents-per-gallon tax on crude oil and imported petroleum products to fund Superfund cleanups of hazardous sites. It also would double the tax rate on sales of certain chemicals.
- Barring taxpayers from claiming losses on digital assets, such as cryptocurrencies.
- Increasing the current rate of excise taxes on cigarettes, small cigars, and roll-your-own tobacco, as well as on nicotine that's been extracted, concentrated, or synthesized in tobacco products.
- Providing \$78.9 billion in additional funding for the Internal Revenue Service to increase audits on wealthy individuals.

Tax Credits: Other tax provisions in the measure are designed to aid certain households and industries, such as:

- Extending an expanded version of the child tax credit through 2025 and making it permanently refundable.
- Making permanent expanded versions of the earned income tax credit for childless workers and the child and dependent care credit under the American Rescue Plan Act, Public Law 117-2.
- Making permanent the expanded availability under ARPA of the Affordable Care Act's premium tax credits for health insurance purchased through the exchanges. It also would allow individuals who receive unemployment benefits to receive premium-free insurance plans through 2025.
- Temporarily expanding the ACA tax credits to individuals with income below 100% of the federal poverty level, and providing enhanced cost-sharing subsidies to those below 138% of the federal poverty level, until a federal Medicaid program is established in 2025 (see below).
- Creating a refundable income tax credit for union-made electric vehicles placed into service before Jan. 1, 2027, and extending several tax credits related to renewable energy production, including the production and investment credits.

Drug Pricing: The measure would create a "Fair Price Negotiation Program" for the Centers for Medicare and Medicaid Services to negotiate the price of 250 covered drugs and insulin. Prices couldn't exceed 1.2 times the average price of the drug in six other countries. They would also be available to private insurance plans.

Drugmakers that don't negotiate successfully would face an excise tax of as much as 95%. Those that charge more than the negotiated maximum price would pay as much as ten times the difference in prices.

The measure would also:

## *Innovative Federal Strategies LLC*

- Require drugmakers to repay the government their profits if they raise the price of a drug above inflation.
- Cap the cost of prescription drugs under Medicare Part D for beneficiaries.
- Block the drug rebate rule published under former President Donald Trump in November 2020.

**Medicare Coverage:** The measure would expand Medicare coverage to include dental benefits beginning in 2028, hearing benefits beginning in 2023, and vision benefits beginning in 2022. For dental benefits, Medicare would cover 50% of the cost of major treatments and 80% of the cost of preventive services. Hearing coverage wouldn't include over-the-counter hearing aids.

**Reinsurance Program:** The measure would provide \$10 billion annually for a fund to provide reinsurance payments to insurers operating in marketplace exchanges and assistance to individuals to reduce out-of-pocket costs.

**Paid Leave:** The measure would provide up to 12 weeks of paid leave for eligible workers for the birth or adoption of a child, a personal health condition, caregiving for a family member, circumstances related to a family member's deployment, and bereavement. Benefits would be administered by the Treasury Department and would begin in July 2023.

**Infrastructure & Community Development:** The measure includes several tax changes related to infrastructure financing and community development, such as:

- Allowing state and local governments that issue qualified infrastructure bonds to receive a tax credit for a portion of the interest they pay, similar to Build America Bonds under the 2009 American Recovery and Reinvestment Act (Public Law 111-5). The credit would be 35% of interest paid for bonds issued from 2022 through 2024, phasing down to 28% for bonds issued in 2027 and later years.
- Restoring a tax exemption for interest on advance refunding bonds, which was repealed by the 2017 tax overhaul (Public Law 115-97). State and local governments used those bonds to refinance their debt and access lower interest rates.
- Establishing a 30% tax credit for state, local, and tribal governments to operate and maintain government-owned broadband systems.
- Making permanent and expanding the New Markets Tax Credit, offered to taxpayers that invest in lower-income communities.
- Establishing a 30% tax credit for individuals and businesses that participate in a qualified wildfire resilience program.
- Increasing state Low-Income Housing Tax Credit (LIHTC) allocations.
- Establishing a neighborhood homes credit for rehabilitating homes in certain lower-income areas.

**Child Care:** The measure would provide:

- \$15 billion in state grants to help providers improve child care facilities.
- Such sums as necessary for grants to supplement the wages of qualified child care providers.

## *Innovative Federal Strategies LLC*

**Retirement:** The measure would require employers with more than five workers to automatically enroll new hires for retirement benefits. Employees could choose to opt out of the savings plan or modify contributions. Employers would be subject to an excise tax of \$10 per day for each employee who isn't covered by an automatic retirement plan.

**Trade:** The measure would reauthorize Trade Adjustment Assistance (TAA) programs for seven years and provide \$3.4 billion annually for those programs, including \$1 billion annually through fiscal 2026 for new grants to help communities affected by global trade.

### Education and Labor (Target: \$779.5 billion)

The measure includes provisions on education, child care, labor, and child nutrition programs.

**Education:** The measure would provide roughly \$111 billion for higher education, including by:

- Providing two years of free community college through grants to states and eligible tribal colleges and universities. The federal share of costs would start at 100% in the first year and decrease to 80% by the 2027-2028 award year.
- Increasing the maximum Pell grant by \$500.
- Allocating \$9 billion for retention and completion grants to states and tribal colleges and universities to support students.
- Providing additional support to historically Black colleges and universities and minority-serving institutions.

It also would provide \$82 billion to rebuild public elementary and secondary schools that have fallen into disrepair. That would include \$40.9 billion for grants for school districts to construct or repair facilities, improve energy efficiency, and reduce health and safety hazards.

**Child Care:** The measure would provide \$450 billion for child care and early childhood education, including by:

- Capping child care costs at a maximum of 7% of family income, using a sliding scale that would apply to all income levels. It would provide \$90 billion over the first three years and then such sums as may be necessary for the next three years.
- Requiring child care providers that receive federal assistance to provide at least a living wage to staff.
- Providing free preschool to all three- and four-year-olds. States would submit plans to participate and receive federal funding, which would start at 100% in the first three years and decrease to 60% by fiscal 2028.

**Labor:** The measure would provide:

- About \$80 billion for workforce development and training programs.
- Impose increased civil penalties for employers who violate labor laws.

**Child Nutrition:** The measure would provide almost \$35 billion for child nutrition programs and other activities to address child hunger, including:

## *Innovative Federal Strategies LLC*

- Expanding eligibility for free school meals, among other changes that would increase the number of children receiving them by almost 9 million, according to a fact sheet from the House Education and Labor Committee.
- Appropriating such sums as may be necessary for a Summer Electronic Benefits Transfer (EBT) for Children program, which would sunset in 2029. The program would provide children eligible for free or reduced-price school meals with \$75 per month in food benefits when school is out of session for the summer.

### Energy and Commerce (Target \$486.5 billion)

The measure includes language related to health care, energy and environmental matters, telecommunications, and manufacturing. The panel didn't agree to drug pricing provisions, similar to what's in the Ways and Means package, in a tie vote with three Democrats joining Republicans in opposition.

**Medicaid:** The measure would close the Medicaid coverage gap for lower-income individuals in states that didn't expand the program under the Affordable Care Act by:

- Temporarily expanding the ACA's premium tax credits to individuals below 100% of the federal poverty line and providing further cost-sharing subsidies.
- Creating a federal Medicaid program, operated by third-party entities, for nonexpansion states beginning in 2025 to cover those individuals.

**Reinsurance Program:** The measure would provide \$10 billion annually for a fund to provide reinsurance payments to insurers operating in marketplace exchanges and assistance to individuals to reduce out-of-pocket costs.

**Medicare Coverage:** The measure would expand Medicare coverage to provide dental benefits beginning in 2028, hearing benefits beginning in 2023, and vision benefits beginning in 2022.

**CHIP:** The measure would make the Children's Health Insurance Program (CHIP) permanent and appropriate "such sums as are necessary" for it. It also would allow states to increase the income level needed for families to participate in CHIP and require states to provide one year of continuous eligibility for children enrolled in CHIP.

**Other Health Programs:** The measure would provide:

- \$35 billion for public health infrastructure, including \$10 billion for hospital infrastructure projects and \$10 billion for community health center grants.
- \$15 billion for pandemic preparedness, including \$1.25 billion for the Centers for Disease Control and Prevention to strengthen vaccine confidence.
- \$3 billion to establish the Advanced Research Projects Agency for Health (ARPA-H) to invest in breakthrough technology and advancements in medicine.

**Energy and Environment:** Funding for clean energy and environmental initiatives would include:

- \$150 billion for a Clean Electricity Performance Program that would charge or pay electric utilities based on the share of clean energy they supply to consumers. Utilities

## *Innovative Federal Strategies LLC*

would be eligible for grants if they increase the share of clean energy in their portfolios by at least four percentage points each year. Utilities that don't meet that benchmark would pay a fee.

- \$30 billion to replace every lead water service line in the U.S.
- \$27.5 billion to support nonfederal financing of zero-emission technology deployment.
- \$18 billion to support home energy efficiency and appliance electrification rebates.
- \$17.5 billion to decarbonize federal buildings and vehicle fleets.
- \$13.5 billion for electrical vehicle charging infrastructure.
- \$10 billion for cleanup activities at priority Superfund sites where federal agencies are the responsible parties.
- \$9 billion to improve the reliability and resiliency of the electric grid.
- \$5 billion for grants to replace school buses, garbage trucks, and other heavy-duty vehicles with zero-emission vehicles.

The measure would establish a fee on methane emissions from the oil and gas industry, the proceeds of which would be used to monitor and reduce greenhouse gas emissions at oil and gas operations.

Communications: The measure would provide:

- \$10 billion to implement Next Generation 911 services that facilitate sending text messages, photos, and videos to emergency responders.
- \$4 billion for the Emergency Connectivity Fund, established under Public Law 117-2, to supply students, teachers, and others with internet-connected devices.
- \$1 billion to the Federal Trade Commission to establish a new bureau focused on data privacy and identity theft.

It also would direct the Federal Communications Commission to auction 200 megahertz of spectrum to offset the cost of other provisions.

Manufacturing: The measure would provide \$10 billion for efforts to strengthen and diversify critical manufacturing supply chains that affect interstate commerce.

### Financial Services (Target: \$339 billion)

Housing: The measure would provide:

- \$77.3 billion for formula and needs-based public housing programs.
- \$75 billion for incremental Housing Choice Vouchers and support services, including for individuals at risk of homelessness and for survivors of domestic violence and sexual assault.
- \$36.8 billion for the Housing Trust Fund and \$34.8 billion for the HOME Investment Partnerships Program to fund the construction of affordable housing for low-income people.
- \$15 billion for project-based rental assistance.
- \$10 billion to offer down payment assistance to first-generation homebuyers.

## *Innovative Federal Strategies LLC*

- \$10 billion to address lead paint and other health hazards in housing for low-income families.
- \$10 billion for a new Housing Investment Fund to leverage private-sector investments to create and preserve affordable homes.

Flood Insurance: The measure would wipe out \$20.5 billion in debt owed by the Federal Emergency Management Agency for money it borrowed to pay claims through the National Flood Insurance Program. It also would provide \$3 billion for flood mapping and \$1 billion for FEMA to offer flood insurance discounts to low-income policyholders.

### Judiciary (Target: \$107.5 billion)

Immigration: The measure would make green cards and a pathway to citizenship available to Dreamers who were brought to the U.S. as children and reside here illegally, essential workers, and holders of Temporary Protected Status and Deferred Enforced Departure.

It also would roll over green cards from year to year, allowing for additional visas to be issued following years when the numerical caps aren't reached—as happened during the Covid-19 pandemic.

Other Programs: The measure also would provide:

- \$2.8 billion to U.S. Citizenship and Immigration Services to address visa processing backlogs.
- \$2.5 billion to the Justice Department for grants and contracts to support community violence reduction programs.

### Agriculture (Target: \$89.1 billion)

The measure would provide:

- \$40 billion for forestry programs, including \$9 billion for forest restoration and resilience grants and \$4.5 billion for the Agriculture Department's portion of a Civilian Climate Corps.
- \$18.7 billion for rural development programs, including \$9.7 billion for green upgrades to rural utilities.
- \$7.75 billion for agricultural research.

House Agriculture Chair David Scott (D-GA) said he'd work to add \$28 billion in aid to farmers and ranchers related to climate and conservation before the House votes on the full package, Bloomberg Government reported.

### Transportation and Infrastructure (Target: \$60 billion)

The measure would provide funding for a variety of transportation projects, including:

- \$10 billion for high-speed rail corridors.
- \$9.9 billion for new transit routes and expanded services in low-income and disadvantaged areas.



## *Innovative Federal Strategies LLC*

- \$6 billion for unspecified local surface transportation priorities.
- \$5.5 billion for the Economic Development Administration, including to develop regional economic growth clusters.
- \$4 billion to reduce transportation greenhouse gas emissions.

### Science, Space, and Technology (Target: \$45.5 billion)

The measure's funding for science and technology programs would include:

- \$15.6 billion for Energy Department laboratory infrastructure; research, development, and demonstration activities; nuclear energy projects; and energy efficiency and renewable energy initiatives.
- \$11 billion for National Science Foundation research infrastructure and STEM research awards, scholarships, and fellowships, including \$1 billion for minority serving institutions.
- \$4.4 billion for NASA infrastructure modernization efforts and climate change research and development activities.
- \$4.3 billion for National Oceanic and Atmospheric Administration weather, ocean, and climate research, in addition to instrument and spacecraft delivery development and delivery.
- \$4.2 billion for National Institute of Standards and Technology facility construction and renovation and advanced manufacturing research.

### Natural Resources (Target: \$25.6 billion)

The measure would provide around \$31 billion over a decade for climate resilience, conservation, and other environmental initiatives. That total would be partially offset by increased fees on oil and gas companies to reach the \$25.6 billion net spending target set by the budget resolution.

The spending would include \$9.5 billion for environmental restoration in coastal areas and around the Great Lakes, \$3 billion to create a Civilian Climate Corps at the Interior Department, and \$2.5 billion for cleanup activities at abandoned mines.

Revenue raisers and other provisions aimed at the drilling and mining industries would:

- Increase leasing fees and royalty rates for onshore and offshore oil and gas extraction and require royalties to be paid for methane that's vented or flared.
- Establish an oil and gas leasing moratorium on the Atlantic and Pacific coasts and in the eastern Gulf of Mexico.
- Repeal a previous authorization for drilling in the coastal plain of the Arctic National Wildlife Refuge and void nine leases in the area issued this year.
- Increase the royalty rate paid to the federal government on mining revenue.
- Withdraw more than 1 million acres around the Grand Canyon from mineral leasing.

### Veterans' Affairs (Target: \$18.0 billion)

## *Innovative Federal Strategies LLC*

The measure would provide \$15.2 billion for infrastructure improvements to national cemeteries and memorials, medical facilities, and other property. It also would include \$1.81 billion for major medical facility leases.

The measure would extend through fiscal 2026 the Veterans Affairs Department's authority to enter into enhanced-use leases, which provide underutilized real estate to the private sector for supportive housing for homeless and at-risk veterans. They would be expanded to include leased property that provides services or benefits for veterans.

### Small Business (Target: \$17.5 billion)

The measure would include the following amounts for the Small Business Administration:

- \$9.5 billion to increase equity investment in underserved markets and key industries through a new subprogram within the Small Business Investment Company program.
- \$4.47 billion for a direct loan product under the 7(a) Loan Program.
- \$2.75 billion to create a direct lending subprogram under the 504 lending program that would allow Certified Development Companies to provide loans to small businesses, contractors, and manufactures in underserved markets.

### Oversight and Reform (Target: \$7.5 billion)

The measure would provide \$7 billion for the U.S. Postal Service to purchase electric delivery vehicles and related infrastructure, and \$5 billion for the General Services Administration (GSA) to procure electric vehicles for other federal agencies.

Other funding for the GSA would include \$1 billion for the Technology Modernization Fund, which was established to upgrade federal agency IT systems.

Bill Number	Sponsors	Title and/or Summary	Summary/Status	Latest Action
H.R. 4502	Rep. Rosa DeLauro (D-CT)	Labor, HHS, Education, Agriculture, Rural Development, Energy and Water, Financial Services and General Government, Interior, Environment, Military Construction and VA, Transportation-HUD Appropriations Act, 2022	The legislation combines 7 of the annual spending bills into one package.	The legislation passed the House on Thursday, July 29 by a vote of 219 – 208 on party lines.
XX	President Joe Biden / Congressional Democrats	Build Back Better Act	The Build Back Better Act proposed spending roughly \$3.5 trillion in its current form. The plan would provide \$200 billion program offering universal pre-k; \$109 billion for tuition-free community college; \$85 billion to increase Pell Grants to benefit low-income and minority students; and more than \$4 billion in funding for larger scholarships, certification and support programs for teachers.	<p>Congressional Democrats hope to use the budget reconciliation process to pass elements of the administration’s American Families Plan due to lack of support from Republicans. S.Con.Res.14, the Concurrent Budget Resolution, set up the ability for the Senate to pass the legislation if all Democrat Senators vote in favor of the legislation.</p> <p>On Saturday, September 25, the House Budget Committee passed the package in a 20-17 vote, piecing together the chunks of legislation approved by 13 House committees earlier this month that make up the spending plan.</p> <p>Currently, Senators Manchin and Sinema are on the fence about the current \$3.5 trillion price tag of the plan. There have been discussions from both House and Senate members of lowering the price tag, but there has been limited discussion as to what a potential deal would look like. Floor consideration is unlikely until this is resolved.</p>

Senate Amendment to H.R.3684	President Joe Biden & Bipartisan Group of Senators including Sens. Krysten Sinema (D-AZ) and Rob Portman (R-OH)	Bipartisan Infrastructure Framework (“Infrastructure Investment and Jobs Act”)	<p>The framework includes \$550 billion in new spending for a total around \$1.2 trillion over eight years.</p> <p>Total “new spending” includes: \$110 billion for roads, bridges and major projects; \$73 billion for electric grid upgrades; \$66 billion for rail and Amtrak improvements; \$65 billion for broadband expansion; \$55 billion for clean drinking water; \$39 billion for transit; \$17 billion for ports and \$25 billion for airports; and \$7.5 billion for electric vehicle chargers.</p>	<p>President Biden announced that he'd reached an infrastructure deal with a group of Republican and Democratic Senators on Thursday, June 24.</p> <p>Following a month of negotiations on legislative text, the Senate passed the package on Tuesday, August 10, 2021.</p> <p>The deal faces the challenge of convincing progressives to support the deal - Speaker of the House Nancy Pelosi has expressed that the House would not vote on a bipartisan bill until the Senate passes a larger set of Democratic priorities though budget reconciliation.</p> <p>The House agreed to vote on the legislation by September 27, 2021 in a deal reached between the Democratic leadership and moderate members of the Democratic caucus. However, on September 26, Pelosi pushed back the vote to Thursday, September 30, allowing more time to debate the bill on the floor.</p> <p>However, without a deal reached on the larger reconciliation package by September 30, the vote on the bipartisan framework was delayed once again.</p>
H.R. 5305	Rep. Rosa DeLauro (D-CT)	Extending Government Funding and Delivering Emergency Assistance Act	Extends government funding through December 3 and provides funding for disaster relief and Afghan refugees. The bill also extends additional measures through December 3 including certain authorities of the Bureau of Reclamation, including for emergency drought relief, for one year.	The Senate amendment to the legislation passed on September 30 <sup>th</sup> by a vote of 65-35, and the House passed the bill shortly after by a vote of 254-175. President Biden signed the legislation in the evening of the 30 <sup>th</sup> .

H.R. 3684	Rep. Peter DeFazio (D-OR)	INVEST in America Act	<p>The legislation addresses provisions related to federal-aid highway, transit, highway safety, motor carrier, research, hazardous materials, and rail programs of the Department of Transportation (DOT).</p> <p>The Legislation has also incorporated the Water Quality Protection and Job Creation Act of 2021 and Assistance, Quality, and Affordability Act of 2021 which reauthorize clean and drinking water provisions.</p>	<p>Chairman of the House Transportation and Infrastructure Committee Peter DeFazio introduced the legislation on June 4, 2021.</p> <p>Markups were held on the legislation on June 9-10th and the legislation passed out of committee on June 10th by a vote of 38-26.</p> <p>The legislation passed the House on July 1, 2021 by a vote of 221-201.</p> <p>This legislation and the associated local transportation priorities likely won't move forward since the bipartisan infrastructure proposal also includes the 5-year surface transportation reauthorization bill.</p>
S. 29 / H.R. 2008	Sen. Amy Klobuchar (D-MN) / Rep. Angie Craig (D-MN)	Local Water Protection Act	<p>A bill to amend the Federal Water Pollution Control Act to reauthorize certain programs relating to nonpoint source management, and for other purposes.</p>	<p>The Senate legislation was introduced on January 22, 2021 and referred to the Committee on Environment and Public Works.</p> <p>The legislation in the House was introduced on March 18, 2021 and passed the House under suspension of the rules on June 15.</p>
H.R. 1563	Rep. Mike Garcia (R-CA)	<p>To extend the authorities under the Water Infrastructure Improvements for the Nation Act of 2016 providing operational flexibility, drought relief, and other benefits to the State of California</p>	<p>The legislation would extend the authorities under the Water Infrastructure Improvements for the Nation Act of 2016 providing operational flexibility, drought relief, and other benefits to the State of California. The legislation would extend 4007 authorities through January 1, 2028.</p>	<p>The legislation was introduced on March 3, 2021 and was referred to the House Committees on Natural Resources and Science, Space, and Technology.</p>

H.R.1915	Rep. Peter DeFazio (D-OR) / Rep. Grace Napolitano (D-CA)	Water Quality Protection and Job Creation Act of 2021	The legislation would reauthorize the Alternative Water Source Grants Pilot Program, which authorizes the U.S. Environmental Protection Agency to grant up to \$200 million per year to state, interstate, and intrastate water resource development agencies to engineer, design, construct, and test water reuse projects throughout the country.	<p>The legislation was introduced on March 16, 2021.</p> <p>The Committee on Transportation and Infrastructure held a mark-up session on June 9-10th and the legislation was passed out of committee on June 10th by a vote of 42-25.</p> <p>The legislation was incorporated into the INVEST in America Act, which passed the House on July 1, 2021.</p>
H.R.2238	Sen. Jeff Merkley (D-OR) / Rep. Alan Lowenthal (D-CA)	Break Free from Plastic Pollutions Act	The comprehensive legislation would require corporations to take responsibility for pollution, incentivize corporations to make reusable products and items that can be recycled, create a nationwide beverage container refund program, and other items to promote recycling and other investments in U.S. domestic recycling.	The legislation was introduced on March 25, 2021 and referred to the House Committees on Energy and Commerce, Ways and Means, Transportation, and Foreign Affairs.
H.R. 866	Rep. Ken Calvert (R-CA)	FISH Act	This bill gives the Fish and Wildlife Service (FWS) the sole authority to protect endangered or threatened species that are anadromous species (species of fish that spawn in fresh or estuarine waters and that migrate to ocean waters) or catadromous species (species of fish that spawn in ocean waters and migrate to fresh waters). Currently, the FWS shares this authority with the National Marine Fisheries Service.	The legislation was introduced on February 5, 2021 and referred to the House Committee on Natural Resources.



H.R. 1015	Rep. Grace Napolitano (D-CA)	Water Recycling Investment and Improvement Act	This bill makes permanent, and otherwise revises, the Bureau of Reclamation's grant program for the funding of water recycling and reuse projects. Specifically, the bill removes priority under the program for projects in areas that, in the preceding four-year period, have been (1) identified as experiencing severe, extreme, or exceptional drought; or (2) designated as a disaster area by a state. Additionally, the bill increases through FY2025 the authorization of appropriations for the program and otherwise revises provisions related to program funding.	The legislation was introduced on February 11, 2021, and referred to the House Committee on Natural Resources.
H.R.4099	Rep. Grace Napolitano (D-CA)	Large Scale Water Recycling Project Investment Act	Created a competitive grant program for large-scale water recycling and reuse projects. Large-scale water recycling projects are those estimated to cost \$500 million or greater. \$750 million would be authorized over 5 fiscal years beginning in FY23.	The legislation was introduced on June 23, 2021 and referred to the Committee on Natural Resources. The Water Subcommittee held a hearing on the legislation on Tuesday, June 29, 2021.  The House Natural Resources Subcommittee on Water, Oceans, and Wildlife held a hearing on the legislation on June 29, 2021.
H.R.1881	Rep. John Garamendi (D-CA)	To amend the Federal Water Pollution Control Act with respect to permitting terms, and for other purposes.	The legislation would extend permit terms for publicly owned water infrastructure projects under the National Pollutant Discharge Elimination System (NPDES) from 5 years to a maximum of 10 years.	The legislation was introduced on March 12, 2021 and referred to the Committee on Transportation and Infrastructure.
S.914	Sen. Tammy Duckworth (D-IL)	Drinking Water and Wastewater Infrastructure Act of 2021	Authorizes more than \$35 billion for water resource development projects across the country with a focus on upgrading aging infrastructure, addressing the threat of climate change, investing in new technologies, and providing assistance to marginalized communities.	Introduced on March 23, 2021 and referred to the Senate Environment and Public Works Committee.  The legislation passed the Senate on April 29, 2021 by a vote of 89-2.

H.R. 737	Rep. David Valadao (R-CA)	RENEW WIIN Act	The legislation would extend the authorities under the Water Infrastructure Improvements for the Nation Act of 2016 providing operational flexibility, drought relief, and other benefits to the State of California.	<p>The legislation was introduced on February 2, 2021, and referred to the House Committee on Natural Resources.</p> <p>10 members of the California delegation have cosponsored the legislation.</p>
S.91 / H.R.535	Sen. Krysten Sinema (D-AZ) / Rep. John Garamendi (D-CA)	Special Districts Provide Essential Services Act	The legislation would include special districts in the coronavirus relief fund and direct the Secretary of the Treasury to include special districts as an eligible issuer under the Municipal Liquidity Facility.	The legislation was introduced on January 28, 2021 in both the House and Senate. It has been referred to relevant committees in both chambers.
H.R. 895 / S. 209	Rep. David Rouzer (R-NC) / Sen. Jeanne Shaheen (D-NH)	Emergency Assistance for Rural Water Systems Act	To provide for assistance to rural water, wastewater, and waste disposal systems affected by the COVID-19 pandemic, and for other purposes.	<p>The legislation in the House was introduced on February 5, 2021, and referred to the House Committee on Agriculture.</p> <p>The Senate version of the legislation was introduced on February 3, 2021 and referred to the Senate Committee on Agriculture.</p>
H.R. 2515	Rep. Garret Graves (R-LA)	Building U.S. Infrastructure through Limited Delays and Efficient Reviews (BUILDER) Act	The legislation modernizes the National Environmental Policy Act (NEPA) and aims to make infrastructure project reviews more efficient, reduce project costs, and spur economic recovery.	<p>The legislation was introduced on April 14, 2021 and was referred to the House Committee on Natural Resources.</p> <p>The legislation's 46 cosponsors are all Republican, including members of GOP leadership.</p>
H.R. 939	Rep. Doug LaMalfa (R-CA)	Combustion Avoidance along Rural Roads (CARR) Act	The bill exempts wildfire mitigation activities conducted within 300 feet of a road from all laws governing environmental review of proposed agency actions or protection of endangered or threatened species.	The legislation was introduced on February 8, 2021 and was referred to the House Committees on Natural Resources and Agriculture.

H.R.3267	Rep. Brendan Boyle (D-PA)	Protect Drinking Water from PFAS Act	The bill amends the Safe Drinking Water Act to require the Administrator of the Environmental Protection Agency to publish a maximum contaminant level goal and promulgate a national primary drinking water regulation for total per- and polyfluoroalkyl substances.	The legislation was introduced on May 17, 2021 and referred to the House Committee on Energy and Commerce.
H.R. 1512	Rep. Frank Pallone (D-NJ)	The Climate Leadership and Environmental Action for our Nation's Future (CLEAN) Act	The legislation aims to achieve net zero greenhouse gas pollution, combat the climate crisis, and create jobs. The bill authorizes \$565 billion over ten years to enable deep decarbonization.	The legislation was introduced on March 2, 2021, and referred to the relevant committees.
S. 953	Sen. Ron Wyden (D-OR)	Water for Conservation and Farming Act	The legislation would create a Bureau of Reclamation fund of \$300 million to support water recycling projects, water-use efficiency projects and dam safety projects; the WaterSMART program to increase water supply reliability by funding infrastructure and conservation projects that conserves water, increases water use efficiency and improves the condition of natural water recharge infrastructure; Establishes a grant program for any Reclamation States, Tribes, nonprofit conservation organizations, irrigation or water districts, and regional and local authorities to complete habitat restoration projects that improve watershed health and mitigate climate change; among other actions.	The legislation was introduced on March 24, 2021, and referred to the Committee on Energy and Natural Resources.
H.R.3293	Rep. Lisa Blunt Rochester (D-DE)	Low-Income Water Customer Assistance Programs Act	The legislation would amend the Safe Drinking Water Act and the Federal Water Pollution Control Act to establish programs to assist low-income households in maintaining access to drinking water and wastewater services.	The legislation was introduced on May 18, 2021, and referred to the relevant committees. The legislation has passed out of the House Energy and Commerce Committee by a vote of 32-24 and now moves on to consideration on the House floor.

H.R.3291	Rep. Paul Tonko (D-NY)	AQUA Act	The legislation would invest \$105 billion over 10 years in the nation's water systems including \$53 billion for the Drinking Water State Revolving Fund,\$45 billion to fully replace every lead service line, and \$5 billion to provide assistance to systems with PFAS contamination. Additionally, the legislation would require the EPA to set national standards for PFAS, 1,4-dioxane, and microcystin toxin, and makes it easier for EPA to set standards in the future. The bill would authorize \$4 billion emergency relief program to provide forgiveness for utility customers facing debts and unpaid fees since March 1, 2020.	<p>The legislation was introduced on May 18, 2021, and referred to the House Committee on Energy and Commerce.</p> <p>The legislation was included in the INVEST in America Act, which passed the House on July 1, 2021 by a vote of 221-201.</p>
H.R. 3286	Rep. Raul Ruiz (D-CA)	Emergency Order Assurance, Safety, and Inspection of water Systems (Emergency OASIS Act)	The legislation would require the EPA to establish regulations to flush a drinking water system if contaminants were present in the system for longer than six months, or if water stood motionless in the system for longer than six months.	The legislation was introduced on May 17, 2021 and referred to the House Committee on Energy and Commerce.
H.R. 3622 / S. 1907	Rep. Chris Pappas (D-NH) / Sen. Kirsten Gillibrand (D-NY)	Clean Water Standards for PFAS Act	The legislation would require the Administrator of the Environmental Protection Agency to develop effluent limitations guidelines and standards and water quality criteria for PFAS under the Federal Water Pollution Control Act, to provide Federal grants to publicly owned treatment works to implement such guidelines and standards	<p>The legislation was introduced in the House on May 28, 2021, and in the Senate on May 27, 2021.</p> <p>The legislation in the House is bipartisan.</p>
S. 2168	Sen. Mike Braun (R-IN)	Define WOTUS Act	The legislation would amend the Federal Water Pollution Control Act to modify the definition of navigable waters, and to make the definition of the "waters of the United States" permanent.	The legislation was introduced on June 22, 2021, and referred to the Committee on Environment and Public Works. It was introduced in response to the EPA's announcement earlier in June of its intent to rewrite the Navigable Waters Protection rule.

H.R. 3814 / S. 717	Rep. Liz Cheney (R-WY) / Sen. Mike Lee (R-UT)	Undoing NEPA's Substantial Harm by Advancing Concepts that Kickstart the Liberation of the Economy Act (UNSHACKLE Act)	<p>The legislation combines the following five stand-alone NEPA reform bills on agency process, state expansion, legal changes, and data reporting into one comprehensive text.</p> <ul style="list-style-type: none"> <li>- NEPA Agency Process Accountability Act</li> <li>- NEPA Accountability and Enforcement Act</li> <li>- NEPA State Assignment Expansion Act</li> <li>- NEPA Legal Reform Act</li> <li>- NEPA Data Transparency Act</li> </ul>	<p>The Senate legislation was introduced on March 11, 2021, and referred to the Committee on Environment and Public Works.</p> <p>The House legislation was introduced on June 11, 2021, and referred to the House Committees on Natural Resources; Judiciary; Transportation and Infrastructure; and Energy and Commerce.</p>
H.R. 1352	Rep. Brenda Lawrence (D-MI)	Water Affordability, Transparency, Equity, and Reliability Act of 2021	<p>The bill would create a trust fund to support drinking water and clean water infrastructure. Additionally, the bill provides \$34.85 billion a year to drinking water and wastewater improvements; creates a water trust fund; creates up to nearly 1 million jobs across the economy and protect American workers; prioritizes disadvantaged communities with grants and additional support; expands funding for technical assistance to small, rural, and indigenous communities; funds projects to address water contamination from PFAS; requires US EPA to study water affordability, shutoffs, discrimination, and civil rights violations by water providers; upgrades household wells and septic systems; helps homeowners replace lead service lines; and provides more than \$1 billion a year to update water infrastructure in public schools.</p>	<p>The legislation was introduced on February 25, 2021 and was referred to the relevant committees.</p> <p>The legislation has 86 cosponsors, including 14 members of the California delegation.</p>

H.R. 4647 / S. 2430	Rep. Jared Huffman (D-CA) / Sen. Dianne Feinstein (D-CA)	Water Conservation Rebate Tax Parity Act	The legislation would amend federal tax law so that homeowners wouldn't pay income tax on rebates from water utilities for water conservation and water runoff management improvements	The House legislation was introduced on July 22, 2021 and referred to the House Committee on Ways and Means. The legislation in the Senate was introduced on July 22, 2021, and referred to the Senate Committee on Finance.
S.2454	Sen. Alex Padilla (D-CA)	Water Reuse and Resiliency Act	The legislation would authorize \$1 billion over five years for the EPA's Pilot Program for Alternative Water Source Projects grants program. This is an increase from the \$125 million over five years authorized for the program in the Drinking Water and Wastewater Infrastructure Act passed by the Senate in April.	The legislation was introduced on July 22, 2021 and referred to the Senate Committee on Environment and Public Works.
S.2567	Sen. Shelley Moore Capito (R-WV)	Navigable Waters Protection Act of 2021	The legislation would enact into law the Navigable Waters Protection Rule: Definition of 'Waters of the United States' as proposed by the EPA/USACE under the Trump administration.	The legislation was introduced on July 29, 2021 and referred to the Senate Committee on Environment and Public Works.
H.R.4915	Rep. Tom McClintock (R-CA)	Water Supply Permitting Coordination Act	The legislation would authorize the Secretary of the Interior to coordinate Federal and State permitting processes related to the construction of new surface water storage projects on lands under the jurisdiction of the Secretary of the Interior and the Secretary of Agriculture and to designate the Bureau of Reclamation as the lead agency for permit processing.	The legislation was introduced on August 3, 2021 and referred to the House Committee on Natural Resources.

H.R.4979 / S.1783	Rep. Rashida Tlaib (D-MI) / Rep. Jeff Merkley (D-OR)	Maintaining Access to Essential Services Act	The legislation provides \$13.5 billion in low-interest loans to public and private water utilities, which will be forgiven when the utility forgives household water arrears; and provides \$13 billion in low-interest loans to power utilities, which will be forgiven when the utility forgives household arrears. The legislation also provides \$13 billion in low-interest loans to broadband utilities, which will be forgiven when the utility forgives household arrears. The bill Requires loan recipients to suspend utility shutoffs and restore any disconnected service, suspend late fees and charges, stop the sale of household debt to debt collectors, stop placing or selling liens on households due to outstanding utility debt, and stop filing adverse reports on households due to unpaid utility bills to credit agencies.	<p>The legislation in the House was introduced on August 6, 2021 and was referred to the House Committees on Financial Services and Ways and Means.</p> <p>The legislation in the Senate was introduced on May 20, 2021 and was referred to the Senate Committee on Finance.</p>
H.R. 4976	Rep. Elissa Slotkin (D-MI)	Ensuring PFAS Cleanup Meets or Exceeds Stringent Standards Act	The legislation directs the Secretary of Defense to ensure that removal and remedial actions relating to PFAS contamination result in levels meeting or exceeding certain standards.	The legislation was introduced in the House on August 6, 2021, and was referred to the House Committees on Armed Services, Transportation and Infrastructure, and Energy and Commerce.
S.2372 / H.R.2773	Sen. Heinrich, Martin (D-NM) / Representatives Debbie Dingell (D-MI) and Jeff Fortenberry (R-NE)	Recovering America's Wildlife Act of 2021	The legislation would fund conservation efforts for more than 12,000 species of wildlife and plants in need of assistance by providing \$1.3 billion in dedicated annual funding for proactive, on-the-ground efforts across the country, ensure wildlife recovery efforts will be guided by the Congressionally-mandated State Wildlife Action Plans, which identify specific strategies to restore the populations of species of greatest conservation need, accelerate	<p>The legislation was introduced on July 15, 2021 and referred to the Committee on Environment and Public Works.</p> <p>The House bill was introduced on April 22. The House Natural Resources Subcommittee on Water, Oceans, and Wildlife held a hearing on the legislation on July 29, 2021.</p>



			<p>the recovery of 1,600 U.S. species already listed as threatened or endangered under the Endangered Species Act, and include improvements to ensure funds are appropriately targeted to the areas of greatest need and facilitate additional investments in protecting at-risk plant species.</p> <p>In the Senate, RAWA also directs fees and penalties assessed for environmental violations to help fund RAWA, using fee and penalty amounts that aren't already targeted for existing environmental funds.</p>	
H.R.4602	Rep. Alan Lowenthal (D-CA)	WIPPES Act	<p>The legislation would direct the Federal Trade Commission to issue regulations requiring certain products to have "Do Not Flush" labeling</p>	<p>The legislation was introduced on July 21<sup>st</sup> and referred to the Committee on Energy and Commerce.</p> <p>Rep. Lowenthal introduced the stand-alone bill after introducing a similar amendment to the House's infrastructure bill.</p>
S. 2806 / H.R. 3534	Sen. Dianne Feinstein (D-CA) / Rep. Jimmy Panetta (D-CA)	Wildfire Emergency Act of 2021	<p>Amongst other things, the legislation authorizes \$250 million over 5 years for up to 20 Forest Service projects of 100,000 acres or greater; Establish a new \$100 million grant program to assist critical facilities like hospitals and police stations become more energy efficient and better adapted to function during power shutoffs; Establishes one or more Prescribed Fire Centers to coordinate research and training of foresters and forest managers in the western United States in the latest methods and innovations in prescribed fire (controlled burns) practices</p>	<p>The Senate legislation was introduced on September 22 and referred to the Committee on Energy and Natural Resources.</p> <p>The House bill was introduced on May 25, 2021 and was referred to the Subcommittee on Conservation and Forestry.</p>

INFORMATION  
ITEM

**3K**



CALIFORNIA STRATEGIES, LLC

Date: September 30, 2021  
To: Inland Empire Utilities Agency  
From: John Withers, Jim Brulte  
Re: California Strategies, LLC September 2021 Activity Report

- 1) This month Jim Brulte and John Withers participated in a senior staff meeting with Director's Hall and Elie to review the draft CBP program presentation on Sept 13<sup>th</sup>.
  - i) General discussion with staff about various stakeholders and customers.
- 2) Ongoing discussions included:
  - a) Regional relations
  - b) Census and redistricting
  - c) CBP/WSIP
    - i) Discussion was held regarding the WSIP. As a follow up, the July 21 Workgroup Meeting Power Point deck was distributed for review and comment.
    - ii) A WSIP fact sheet of talking points for the development community and cities was distributed and comments were forwarded to IEUA staff.
  - d) Regional Items
    - i) Recent Committee meetings and activities were discussed and reviewed.
  - e) IEUA Outreach
    - i) San Bernardino County Supervisors races were updated.
    - ii) Future meetings with member agency city managers will be scheduled.
  - f) IEUA Directors
    - i) Attended California Water Reuse Conference with several senior staff and President Hall.

INFORMATION  
ITEM

**3L**

**Date:** October 20, 2021

**To:** The Honorable Board of Directors

*ADD*  
**From:** Shivaji Deshmukh, General Manager

**Committee:** Community & Legislative Affairs

10/13/21

**Executive Contact:** Kathy Besser, Executive Manager of Ext. & Government Affairs/AGM

**Subject:** Public Outreach and Communication

---

**Executive Summary:**

Water Professionals Appreciation Week is recognized October 2-10. External Affairs staff developed a thank you video from the desk of the General Manager, TEAMS backgrounds, daily drawings and activities, and social media outreach. Three profiles of current Agency employees who served in the military were also featured on the CWEA website.

Staff has developed a project page as part of the iNaturalist app. This app allows users to identify plant and animal species by uploading pictures. For those visiting the Chino Creek Park, they can upload to the project page for a cohesive grid of visitors and species within the Chino Creek Park.

Staff is developing a QR code Pledge to Save Water campaign. Both print and digital ads will feature a QR code that links to an information hub featuring IEUA initiatives. Visitors can take the pledge to save water to be entered into a drawing for water-saving devices.

---

**Staff's Recommendation:**

This is an informational item for the Board of Directors to receive and file.

---

**Budget Impact** *Budgeted (Y/N): Y    Amendment (Y/N): Y    Amount for Requested Approval:*

*Account/Project Name:*

*Fiscal Impact (explain if not budgeted):*

---

**Prior Board Action:**

N/A

---

**Environmental Determination:**

Not Applicable

---

**Business Goal:**

IEUA is committed to providing a reliable and cost-effective water supply and promoting sustainable water use throughout the region.

IEUA is committed to enhancing and promoting environmental sustainability and the preservation of the region's heritage.

---

**Attachments:**

Attachment 1 - Background

## Background

---

Subject: Public Outreach and Communication

---

### October

- October, Energy Awareness Month
- October, Field Trip Month
- October 1, New Water Year Begins
- October 2-10, Water Professionals Appreciation Week
- October 6, Clean Air Day
- October 6, Energy Efficiency Day
- October 21, Great CA Shake Out
- October 21, Imagine A Day Without Water
- October 23, National Prescription Drug Take Back Day
- October 27, Sustainability Day

### Media and Outreach

- Staff continues publishing drought-related outreach to encourage the community to keep up their water saving efforts. Working closely with MWD, regional and member agencies, staff ensures a consistent and impactful regional drought message is communicated to the public. Currently, messaging remains at the #KeepItUp phase, however, staff is working closely with the Executive Manager of External and Government Affairs/AGM Kathy Besser to incorporate any actions by the Governor into messaging, i.e. increasing escalation phase to #StepItUp, etc.
- Water Professionals Appreciation Week is recognized October 2-10. External Affairs staff developed a thank you video from the desk of the General Manager, TEAMS backgrounds, daily drawings and activities, and social media outreach. Three profiles of current Agency employees who served in the military were also featured on the CWEA website.
- Staff has developed a project page as part of the iNaturalist app. This app allows users to identify plant and animal species by uploading pictures. For those visiting the Chino Creek Park, they can upload to the project page for a cohesive grid of visitors and species within the Chino Creek Park.
- Director Steve Elie attended the city of Chino Hills Council Meeting on September 28 where he recognized the award-winning Solar Cup team from Chino Hills High School with congratulation certificates.
- Staff is developing a *QR code Pledge to Save Water* campaign. Both print and digital ads will feature a QR code that links to an information hub featuring IEUA initiatives. Visitors can take the pledge to save water to be entered into a drawing for water-saving devices.
- Staff recognized September as National Preparedness Month. Throughout the month, safety preparedness tips and reminders were shared on the Agency's social media accounts.



- The @IEUAWater and Chino Creek Wetlands and Educational Park (@chinocreekwetlands) Instagram accounts continue to publish Reels. Respectively, the most recent reels have received 3,002 and 3,740 views.
- The Agency continues to publish content on LinkedIn and has gained 41 followers since August 2021, with 543 page views in the last 30 days.
- September: 36 posts were published to the IEUA Facebook page, 37 tweets were sent on the @IEUAWater Twitter handle, 37 posts were published to IEUA's Instagram grid, and 14 posts were published to the IEUA LinkedIn page.
  - The top three Facebook posts, based on reach and engagement, in the month of September were:
    - 9/20 WaterReuse Conference
    - 9/8 Accountant I/II (DOQ), Maintenance Planner/Scheduler and Senior Internal Auditor Hiring
    - 9/2 National Preparedness Month Tip
  - The top three Twitter tweets, based on reach and engagement, in the month of September were:
    - 9/10 IEUA/MWD Meet and Greet Event
    - 9/20 WaterReuse Conference
    - 9/20 Pollution Prevention Week
  - The top three Instagram posts, based on reach and engagement, in the month of September were:
    - 9/28 Director Elie and CHHS Solar Cup Team
    - 9/20 WaterReuse Conference
    - 9/10 IEUA/MWD Meet and Greet Event
  - The top three LinkedIn posts, based on impressions and reactions, in the month of September were:
    - 9/10 IEUA/MWD Meet and Greet Event
    - 9/28 Loyola Marymount University RP-5 Tour
    - 9/20 WaterReuse Conference
- A "Water-Wise Tips" mobile banner ad ran on August 4 in *La Opinion*.
- A "Water-Wise Tips" ad ran on August 8 in the *La Opinion* Water & Energy Series.
- A "Water-Wise Tips" ad ran on August 21 in the *Chino Champion*.
- A "Water-Wise Tips" banner ad published on August 16 with *Fontana Herald News*.
- A "Water-Wise Tips" ad ran on August 28 in the *Daily Bulletin*.

For the month of September, there were 11,044 searches for a park in IEUA's service area on Yelp, where Chino Creek Wetlands and Educational Park was viewed 837 times, with 761 views coming from a mobile device.

#### Education and Outreach Updates

- EA staff is preparing a "Super Road Show" for early fall to meet with school district administrators and principals to promote the Agency's free education program opportunities.
- Two new At-Home Activity videos for the Enviroscape and Learning the Seasons activities were uploaded to the Agency's YouTube account.

- Staff is working with Loving Savior School (Chino Hills) and Randall Pepper Elementary School (Fontana) to complete their water-wise garden installation as part of the Agency's Garden in Every School® Program (GIES). This current year's program will feature mini grants for schools that have an existing garden through GIES.
- Staff received a Virtual Field Trip request from Walnut Avenue Elementary. Staff is currently coordinating and planning for the trip, which is scheduled for the end of October.

#### Agency-Wide Membership Updates

- Robert Delgado, Manager of Operations and Maintenance, attended the Southern California Alliance of Publicly Owned Treatment Works (SCAP) Workshop: Indoor Water Conservation Effects on Wastewater Online Questionnaires on August 2.
- Randy Lee, Executive Manager of Operations/Assistant General Manager, attended the Association of California Water Agencies (ACWA) Region 5 Virtual Event on August 19.
- Robert Delgado, Manager of Operations and Maintenance, attended the Association of California Water Agencies (ACWA) Region 5 Virtual Event: Developments in Regional Water Management on August 19.
- Randy Lee, Executive Manager of Operations/Assistant General Manager, attended the National Water Research Institute (NWRI) Direct Potable Reuse Criteria Expert Panel on August 24.
- Richard Lao, Senior Environmental Resources Planner, attended the Southern California Alliance of Publicly Owned Treatment Works (SCAP) Air Quality Committee Meeting on August 24.
- Randy Lee, Executive Manager of Operations/Assistant General Manager, attended the National Water Research Institute (NWRI) Direct Potable Reuse Criteria Expert Panel on August 25.
- Richard Lao, Senior Environmental Resources Planner, attended the California Association of Sanitation Agencies (CASA) Air Quality, Climate Change, and Energy Workgroup Meeting on August 26.

**INFORMATION  
ITEM**

**3M**



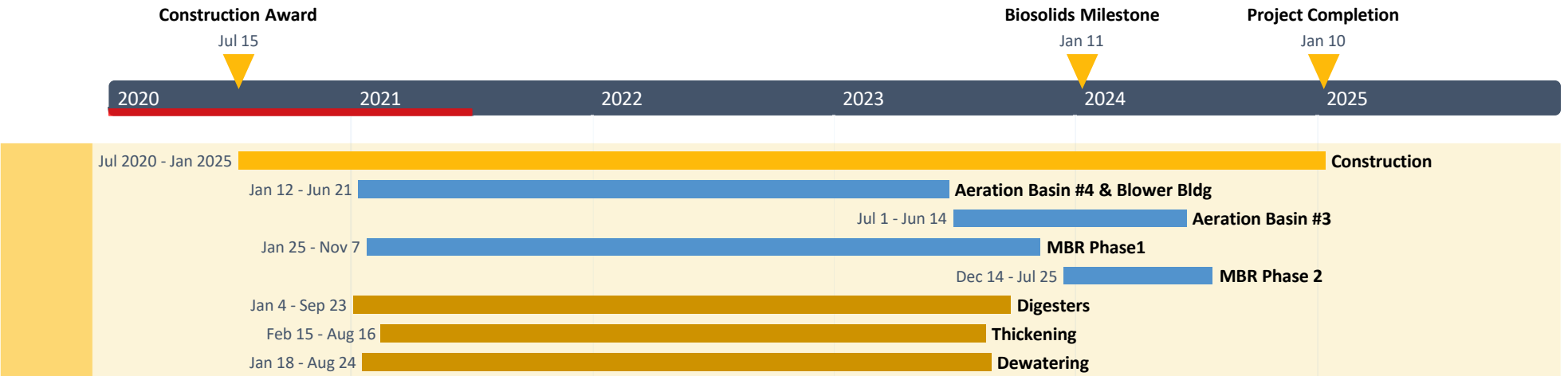
# RP-5 Expansion Project Update:

October 2021  
Project Nos. EN19001 and EN19006

Brian Wilson, P.E.  
Senior Engineer  
October 2021

# RP-5: Project Status

Day 442 of 1640 = 27%



Role	Firm	Contract	This Month's Payment	Total Paid	% Complete
Contractor	WM Lyles	\$ 331,753,496	\$5,036,266	\$79,719,884	24%
Designer	Parsons	\$ 33,670,711	\$300,235	\$27,579,705	82%
Construction Management	Arcadis	\$ 21,125,523	\$433,506	\$4,195,961	20%

Data date: 9/31/2021




## RP-5: Project Status Changes

	Amount	Quantity
Original Contract	\$329,982,900	
CO	\$ 1,770,596	56
RFD	\$ 2,847,141	124
<b>Changes Total (CO+RFD)</b>	<b>\$4,617,707</b>	<b>180</b>
% Change of Contract	1.3%	
% of Contingency	13.9%	

## RP-5: Major Activity Areas


### Construction Staff

- WML Craft: 156
- WML Project: 31
- IEUA & CM: 15
- Total: 202





## RP-5: Major Activities



**Influent Pump Station**



## RP-5: Major Activities



**Primary Clarifiers**



## RP-5: Major Activities



**Aeration Basins**



## RP-5: Major Activities



**Piping From AB to MBR**



**MBR Phase 1**



## RP-5: Major Activities




**Acid Phase Digester**

**Thickening Building**

**Gas Phase Digesters**



## RP-5: Major Activities



**Acid Phase Digester – 2<sup>nd</sup> Lift of Walls**

## RP-5: Major Activities



**Acid Phase Digester**

**Thickening Building**



## RP-5: Major Activities



**Gas Phase Digesters**

## RP-5: Major Activities



**Dewatering Building**

**Warehouses**

**Blower Building 2**



## RP-5: Major Activities



**Dewatering Building**





Questions?

INFORMATION  
ITEM

**3N**

**Date:** October 20, 2021

**To:** The Honorable Board of Directors

**Committee:** Finance & Administration

*ADD*  
**From:** Shivaji Deshmukh, General Manager

10/13/21

**Executive Contact:** Christina Valencia, Executive Manager of Finance & Administration/AGM

**Subject:** Treasurer's Report of Financial Affairs

---

**Executive Summary:**

The Treasurer's Report of Financial Affairs for the month ended August 31, 2021 is submitted in a format consistent with the State requirements.

For the month of August 2021, total cash, investments, and restricted deposits of \$527,422,788 reflects an increase of \$6,096,773 compared to the total of \$521,326,015 reported for July 2021. The increase can be primarily attributed to an increase of operating revenues. The average days cash on hand for the month ended August 2021 is 234 days consistent with the month of July.

The unrestricted Agency investment portfolio yield in August 2021 was 0.850 percent, a slight decrease of 0.049 percent compared to the July 2021 yield of 0.899 percent. The change in yield is attributed to market conditions and a decrease in earnings yield of managed investments.

---

**Staff's Recommendation:**

The Treasurer's Report of Financial Affairs for the month ended August 31, 2021 is an information item for the Board of Director's review.

---

**Budget Impact** *Budgeted (Y/N):* N *Amendment (Y/N):* N *Amount for Requested Approval:*

*Account/Project Name:*

*Fiscal Impact (explain if not budgeted):*

Interest earned on the Agency's investment portfolio increases the Agency's overall reserves.

**Prior Board Action:**

On September 15, 2021 the Board of Directors received the Treasurer's Report of Financial Affairs for the month ended July 31, 2021.

---

**Environmental Determination:**

Not Applicable

---

**Business Goal:**

The Treasurer's Report of Financial Affairs is consistent with the Agency's Business Goal of Fiscal Responsibility in providing financial reporting that accounts for cash and investment activities to fund operating requirements and to optimize investment earnings.

---

**Attachments:**

Attachment 1 - Background

Attachment 2 - PowerPoint

Attachment 3 - Treasurer's Report of Financial Affairs



## Background

Subject: Treasurer's Report of Financial Affairs

The Treasurer's Report of Financial Affairs for the month ended August 31, 2021 is submitted in a format consistent with State requirements. The monthly report denotes investment transactions that have been executed in accordance with the Agency's Investment Policy (Resolution No. 2021-4-2).

Agency total cash, investments, and restricted deposits for the month of August 2021 was \$527.4 million, an increase of \$6.1 million compared to the \$521.3 million reported for the month ended July 2021. The increase can be primarily attributed to increased operating revenues.

PFM will continue to focus on investment discipline and maintaining a neutral duration strategy to ensure current investments align with the Agency's Investment Policy's goals of preservation of capital in the overall portfolio, provide sufficient liquidity to meet to operating requirements, and attain a market rate of return throughout budgetary and economic cycles.

One of the securities held in the Agency's portfolio, Walt Disney Company Corporate Notes, maturing on March 4, 2022, is rated by Standard & Poor's as BBB+ as a result of the negative operating environment due to COVID restrictions. The security remains in compliance with the Agency's Investment Policy and the California Government Code, as it is still rated "A2" by Moody's and "A-" by Fitch. PFM and the Agency will continue to evaluate options to best achieve the Agency's investments objectives.

Table 1 represents the unrestricted Agency investment portfolio by authorized investment and duration with a total portfolio amount of \$198.3 million. The Agency portfolio excludes cash and restricted deposits in the amount of \$329.1 million held by member agencies and with fiscal agents, including \$164.4 million in capitalized interest and debt proceeds for the RP-5 Expansion Project.

**Table 1: Agency Portfolio**

Authorized Investments	Allowable Threshold (\$ million or %)	Investment Value as of August 31, 2021 (\$ million)				Average Yield %	Portfolio% (Unrestricted)
		Under 1 Year	1-3 Years	Over 3 Years	Total		
<b>LAIF*- Unrestricted</b>	\$75	\$65.1	\$0.0	\$0.0	\$65.1	0.220%	32.83%
<b>CAMP** – Unrestricted</b>	n/a	2.6			2.6	0.050%	1.29%
<b>CBB*** – Sweep</b>	40%	18.3			18.3	0.100%	9.24%
<b>Sub-Total Agency Managed</b>		<b>\$86.0</b>	<b>\$0.0</b>	<b>\$0.0</b>	<b>\$86.0</b>	<b>0.190%</b>	<b>43.36%</b>
<b>Brokered Cert. of Deposit</b>	30%	\$1.7	\$1.4	\$0.0	\$3.1	1.307%	1.58%
<b>Medium Term Notes</b>	30%	3.9	8.6	6.3	18.8	2.052%	9.46%
<b>Municipal Bonds</b>	10%		0.4	1.7	2.1	0.986%	1.08%
<b>US Treasury Notes</b>	n/a	2.9	29.0	23.7	55.6	1.372%	28.05%
<b>US Gov't Securities</b>	n/a	1.7	15.2	15.8	32.7	0.956%	16.47%
<b>Sub-Total PFM Managed</b>		<b>\$10.2</b>	<b>\$54.6</b>	<b>\$47.5</b>	<b>\$112.3</b>	<b>1.36%</b>	<b>56.64%</b>

Authorized Investments	Allowable Threshold (\$ million or %)	Investment Value as of August 31, 2021 (\$ million)				Average Yield %	Portfolio% (Unrestricted)
		Under 1 Year	1-3 Years	Over 3 Years	Total		
<b>Total</b>		\$96.2	\$54.6	\$47.5	\$198.3	0.850%	100.0%

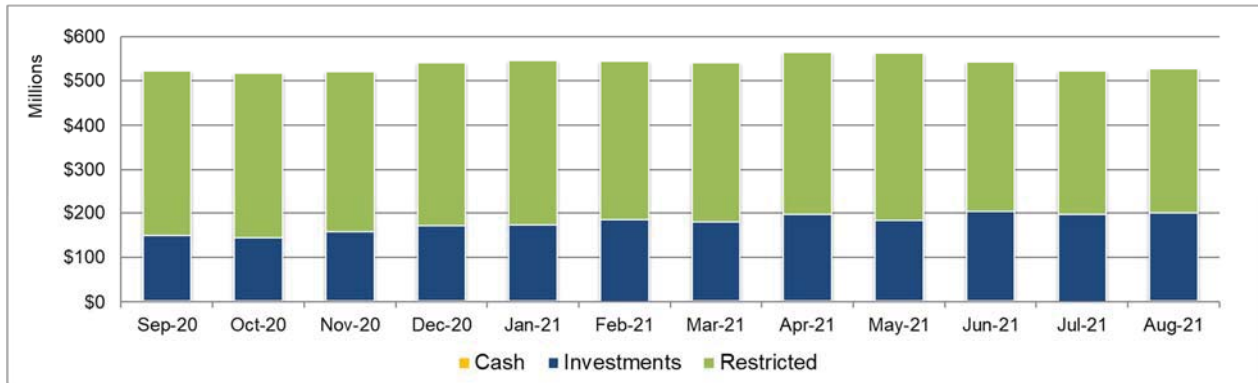
\*LAIF – Local Agency Investment Fund

\*\*CAMP – California Asset Management Program

\*\*\* CBB – Citizens Business Bank

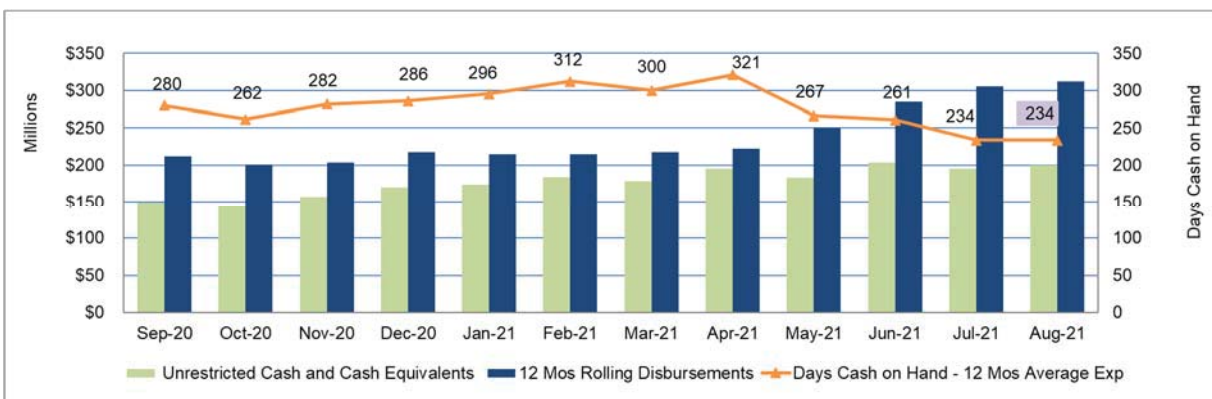
+/- due to rounding

**Figure 1: Cash, Investments, and Restricted Deposits**



Average days cash on hand is calculated by using the monthly ending balance of unrestricted cash and cash equivalents divided by disbursements associated with operating expenses, debt service costs, and capital expenditures. The average days cash on hand for the month ended August 2021 is 234 days consistent with the month of July as shown in Figure 2.

**Figure 2: Days Cash on Hand – 12 Month Rolling Average**



Monthly cash and investment summaries are available on the Agency's website at:

<https://www.ieua.org/read-our-reports/cash-and-investment/>





# Treasurer's Report of Financial Affairs for Month Ended August 31, 2021

Javier Chagoyen-Lazaro

Manager of Finance and Accounting

October 2021

# Agency Liquidity

- Decrease in overall yield is attributed to change in earnings yield in managed investment accounts

Description	August \$ Millions	July \$ Millions	Increase / (Decrease) \$ Millions
Investment Portfolio	\$198.3	\$194.2	\$4.1
Cash and Restricted Deposits	\$329.1	\$327.1	\$2.0
<b>Total Investments, Cash, and Restricted Deposits</b>	<b>\$527.4</b>	<b>\$521.3</b>	<b>\$6.1</b>
Investment Portfolio Yield	0.850%	0.899%	(0.049%)
Weighted Average Duration (Years)	1.37	1.40	(0.03)
Average Cash on Hand (Days)	234	234	

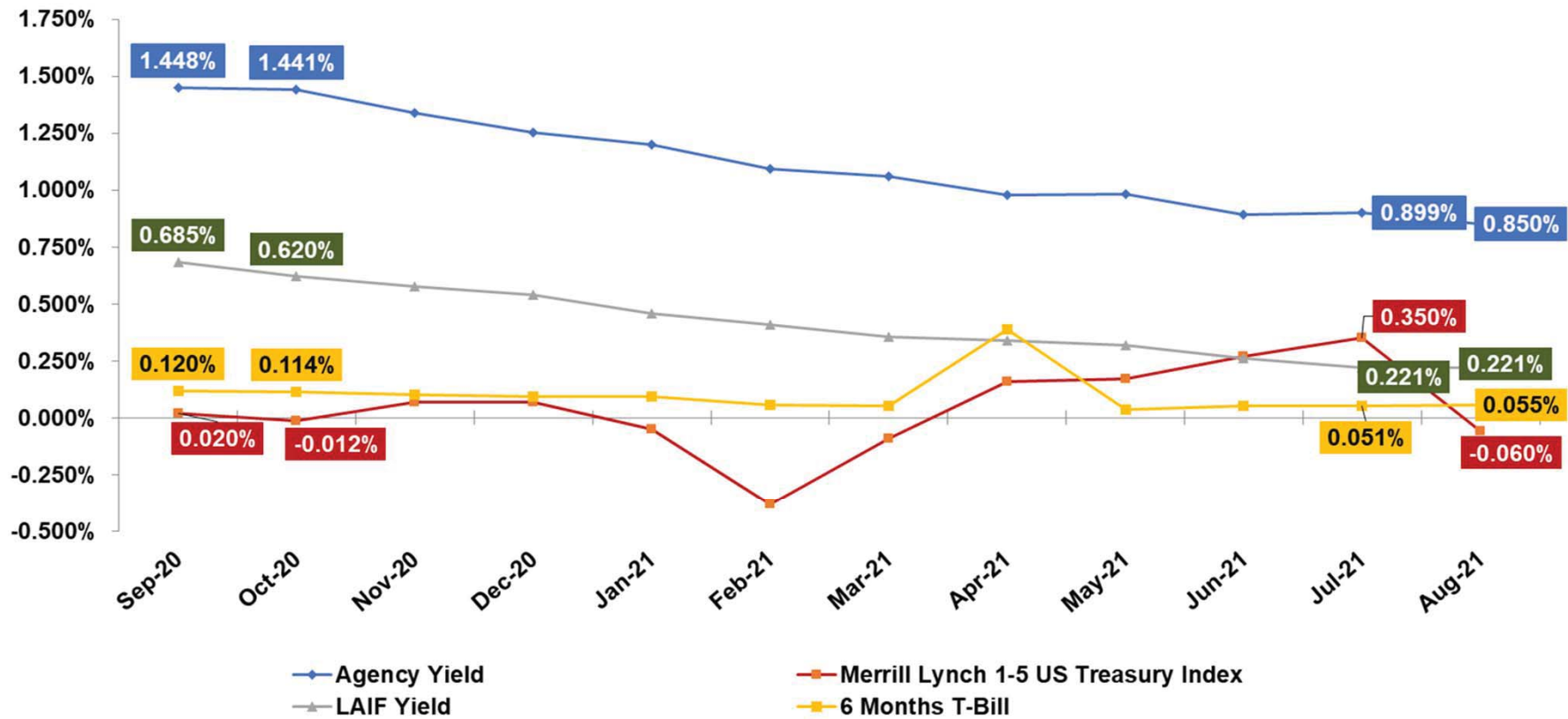
Monthly cash and investment summaries available at: <https://www.ieua.org/read-our-reports/cash-and-investment/>

# Agency Investment Position

Authorized Investments	Allowable Threshold (\$ million or %)	Under 1 Year	1 – 3 Years	Over 3 Years	Total	Average Yield %	Portfolio % (Unrestricted)
Local Agency Investment Fund	\$75	\$65.1			\$65.1	0.220%	32.83%
California Asset Management Program	n/a	2.6			2.6	0.050%	1.29%
Citizens Business Bank – Sweep	40%	18.3			18.3	0.100%	9.24%
<b>Sub-Total Agency Managed</b>		<b>\$86.0</b>	<b>\$0.0</b>	<b>\$0.0</b>	<b>\$86.0</b>	<b>0.190%</b>	<b>43.36%</b>
Brokered Certificates of Deposit (CD)	30%	1.7	1.4		3.1	1.307%	1.58%
Medium Term Notes	30%	3.9	8.6	6.3	18.8	2.052%	9.46%
Municipal Bonds	10%		0.4	1.7	2.1	0.986%	1.08%
US Treasury Notes	n/a	2.9	29.0	23.7	55.6	1.372%	28.05%
US Government Securities	n/a	1.7	15.2	15.8	32.7	0.956%	16.47%
<b>Sub-Total PFM Managed</b>		<b>\$10.2</b>	<b>\$54.6</b>	<b>\$47.5</b>	<b>\$112.3</b>	<b>1.36%</b>	<b>56.64%</b>
<b>Total</b>		<b>\$96.2</b>	<b>\$54.6</b>	<b>\$47.5</b>	<b>\$198.3</b>	<b>0.850%</b>	<b>100.0%</b>



# Portfolio Yield Comparison







909-993-1675



jchagoyen@ieua.org



[www.ieua.org](http://www.ieua.org)



6075 Kimball Ave.  
Chino, CA 91708



@IEUAWater

## TREASURER'S REPORT OF FINANCIAL AFFAIRS

For the Month Ended August 31, 2021



All investment transactions have been executed in accordance with the criteria stated in the Agency's Investment Policy (Resolution No. 2021-4-2) adopted by the Inland Empire Utilities Agency's Board of Directors during its regular meeting held on April 21, 2021.

The funds anticipated to be available during the next six-month period are expected to be sufficient to meet all foreseen expenditures during the period.

\* A Municipal Water District

**INLAND EMPIRE UTILITIES AGENCY**  
**Cash and Investment Summary**

Month Ended  
August 31, 2021

	August	July	Variance
<b><u>Cash, Bank Deposits, and Bank Investment Accounts</u></b>	\$1,905,236	\$1,479,748	\$425,488
<b><u>Investments</u></b>			
<b>Agency Managed</b>			
Citizens Business Bank (CBB) Repurchase (Sweep)	\$18,330,282	\$14,297,608	\$4,032,674
Local Agency Investment Fund (LAIF)	65,089,479	65,089,479	-
California Asset Management Program (CAMP)	2,558,765	2,558,653	112
<b>Total Agency Managed Investments</b>	85,978,526	81,945,740	\$4,032,786
<b>PFM Managed</b>			
Certificates of Deposit	\$3,140,000	\$3,140,000	\$0
Municipal Bonds	2,141,328	2,141,357	(29)
Medium Term Notes	18,759,496	18,408,196	351,300
U.S. Treasury Notes	55,610,500	55,211,689	398,811
U.S. Government Sponsored Entities	32,655,936	33,335,289	(679,353)
<b>Total PFM Managed Investments</b>	112,307,260	112,236,531	\$70,729
<b>Total Investments</b>	\$198,285,786	\$194,182,271	\$4,103,515
<b>Total Cash and Investments Available to the Agency</b>	\$200,191,022	\$195,662,019	\$4,529,003
<b><u>Restricted Deposits</u></b>			
CAMP Water Connection Reserve	\$23,775,164	\$23,774,118	\$1,046
LAIF Self Insurance Reserve	6,433,546	6,433,546	-
Bond and Note Accounts	29,385,011	29,383,781	1,230
2020B Construction Accounts	164,408,635	164,408,172	463
Capital Capacity Reimbursement Account (CCRA) Deposits Held by Member Agencies**	76,386,941	75,423,277	963,664
California Employers' Retirement Benefit Trust Account - CERBT (Other Post Employment Benefits - OPEB)	23,481,145	23,274,300	206,845
Escrow Deposits	3,361,324	2,966,802	394,522
<b>Total Restricted Deposits</b>	\$327,231,766	\$325,663,996	\$1,567,770
<b>Total Cash, Investments, and Restricted Deposits</b>	<b>\$527,422,788</b>	<b>\$521,326,015</b>	<b>\$6,096,773</b>

\*\*Total reported as of July 2021 net of capital call receipts

**INLAND EMPIRE UTILITIES AGENCY**  
**Cash and Investment Summary**

Month Ended  
August 31, 2021

**Cash, Bank Deposits, and Bank Investment Accounts**

CBB Demand Account (Negative balance offset by CBB Sweep Balance)	\$1,233,705
CBB Payroll Account	-
CBB Workers' Compensation Account	26,819
Subtotal Demand Deposits	<u>\$1,260,524</u>

**Other Cash and Bank Accounts**

Petty Cash	\$2,250
Subtotal Other Cash	<u>\$2,250</u>

**US Bank Pre-Investment Money Market Account**

\$642,462

***Total Cash and Bank Accounts***

**\$1,905,236**

**Unrestricted Investments**

**CBB Repurchase (Sweep) Investments**

Fannie Mae	\$18,330,282
Subtotal CBB Repurchase (Sweep)	<u>\$18,330,282</u>

**Local Agency Investment Fund (LAIF)**

LAIF Fund	\$65,089,479
Subtotal Local Agency Investment Fund	<u>\$65,089,479</u>

**California Asset Management Program (CAMP)**

Short Term	\$2,558,765
Subtotal CAMP	<u>\$2,558,765</u>

**Subtotal Agency Managed Investment Accounts**

**\$85,978,526**

**Brokered Certificates of Deposit**

Brokered Certificates of Deposit	\$3,140,000
Subtotal Brokered Certificates of Deposit	<u>\$3,140,000</u>

**INLAND EMPIRE UTILITIES AGENCY**  
**Cash and Investment Summary**

Month Ended  
August 31, 2021

**Unrestricted Investments Continued**

**Municipal Bonds**

Subtotal State and Local Municipal Bonds	\$2,141,328
Subtotal State and Municipal Bonds	<hr/> \$2,141,328

**Medium Term Notes**

Bank of NY Mellon	\$1,396,691
American Express	798,123
Walt Disney Company	812,881
Paccar Financial Corp	929,885
Visa Inc	818,038
Bank of America	89,129
Amazon Inc	931,556
Burlington North Santa Fe Corp	797,125
Bank of NY Mellon	1,379,892
Apple Inc. Corp.	564,134
UnitedHealth Group Inc	737,521
Pfizer Inc	1,268,270
Amazon Com. Inc.	559,266
Walmart Inc	1,456,476
JP Morgan Chase	570,000
Bank of America	725,000
Johnson & Johnson	1,463,054
Toyota Motor	317,251
Toyota Motor	428,037
Novartis Capital	1,461,487
JP Morgan Chase	555,000
JP Morgan Chase	355,000
Bristol Myers	345,680
Subtotal Medium Term Notes	\$18,759,496

**INLAND EMPIRE UTILITIES AGENCY**  
**Cash and Investment Summary**

Month Ended  
August 31, 2021

**U.S. Treasury Notes**

Treasury Note	\$55,610,500
Subtotal U.S. Treasury Notes	<u>\$55,610,500</u>

**Unrestricted Investments Continued**

**U.S. Government Sponsored Entities**

Fannie Mae Bank	\$18,732,129
Freddie Mac Bank	8,901,893
Federal Home Loan Bank	5,021,914
Subtotal U.S. Government Sponsored Entities	<u>\$32,655,936</u>

<b>Subtotal PFM Managed Investment Accounts</b>	<u><b>\$112,307,260</b></u>
---	-----------------------------

<b><i>Total Investments</i></b>	<u><b>\$198,285,786</b></u>
---------------------------------	-----------------------------

**Restricted Deposits**

**Investment Pool Accounts**

CAMP - Water Connection Reserves	\$23,775,164
LAIF - Self Insurance Fund Reserves	6,433,546
Subtotal Investment Pool Accounts	<u>\$30,208,710</u>

**Bond and Note Accounts**

2017A Debt Service Accounts	\$428
2020A Debt Service Accounts	7
2020B Debt Service Accounts	35
2020B Capitalized Interest	29,384,541
Subtotal Bond and Note Accounts	<u>\$29,385,011</u>



**INLAND EMPIRE UTILITIES AGENCY**  
**Cash and Investment Summary**

Month Ended  
August 31, 2021

**2020B Construction Project Accounts**

LAIF Construction Project Accounts	\$153,891,933
CAMP Construction Project Accounts	10,516,702
	<hr/>
Subtotal 2020B Construction Project Accounts	\$164,408,635

**Restricted Deposits Continued**

**CCRA Deposits Held by Member Agencies**

City of Chino	\$10,423,926
Cucamonga Valley Water District	9,881,845
City of Fontana	17,240,597
City of Montclair	2,250,618
City of Ontario	27,875,064
City of Chino Hills	3,931,063
City of Upland	4,783,828
	<hr/>
Subtotal CCRA Deposits Held by Member Agencies**	\$76,386,941

*\*\*Total reported as of July 2021 net of capital call receipts*

**CalPERS**

CERBT Account (OPEB)	\$23,481,145
	<hr/>
Subtotal CalPERS Accounts	\$23,481,145

**INLAND EMPIRE UTILITIES AGENCY**  
**Cash and Investment Summary**

Month Ended  
August 31, 2021

**Escrow Deposits**

Stanek Construction	\$51,681
Genesis Construction	134,958
W.M. Lyles Construction	3,174,685
Subtotal Escrow Deposits	<u>\$3,361,324</u>

***Total Restricted Deposits***

\$327,231,766

***Total Cash, Investments, and Restricted Deposits as of August 31, 2021***

\$527,422,788

Total Cash, Investments, and Restricted Deposits as of 8/31/2021

\$527,422,788

Less: Total Cash, Investments, and Restricted Deposits as of 7/31/2021

521,326,015

***Total Monthly Increase (Decrease)***

\$6,096,773

# INLAND EMPIRE UTILITIES AGENCY

## Cash and Investment Summary

Month Ended  
August 31, 2021

Credit Rating @ Purchase Date		Par	Cost Basis	Term	August	% Coupon	% Yield to Maturity	Maturity	Market
S&P	Moody's	Amount	Amount	(Days)	Value			Date	Value

### Cash, Bank Deposits, and Bank Investment Accounts

#### **Citizens Business Bank (CBB)**

Demand Account	\$1,233,705	\$1,233,705	N/A	\$1,233,705	N/A	N/A	\$1,233,705
Payroll Checking	0	0	N/A	0	N/A	N/A	0
Workers' Compensation Account	26,819	26,819	N/A	26,819	N/A	N/A	26,819
Subtotal CBB Accounts	\$1,260,524	\$1,260,524		\$1,260,524			\$1,260,524

#### **US Bank (USB)**

Custodial Money Market ( <i>Investment Mgmt.</i> )	\$412,044	\$412,044	N/A	\$412,044	0.02%	N/A	\$412,044
Custodial Money Market ( <i>Debt Service</i> )	230,418	230,418	N/A	230,418	0.02%	N/A	230,418
Subtotal USB Account	\$642,462	\$642,462		\$642,462	0.02%		\$642,462

#### **Petty Cash**

	\$2,250	\$2,250	N/A	\$2,250	N/A	N/A	\$2,250
--	---------	---------	-----	---------	-----	-----	---------

#### **Total Cash, Bank Deposits and Bank Investment Accounts**

	\$1,905,236	\$1,905,236		\$1,905,236			\$1,905,236
--	-------------	-------------	--	-------------	--	--	-------------

### Investments

#### **CBB Daily Repurchase (Sweep) Accounts**

Fannie Mae	\$18,330,282	\$18,330,282	N/A	\$18,330,282	0.10%	N/A	\$18,330,282
Subtotal CBB Repurchase Accounts	\$18,330,282	\$18,330,282		\$18,330,282	0.10%		\$18,330,282

#### **LAIF Accounts**

Non-Restricted Funds	\$65,089,479	\$65,089,479	N/A	\$65,089,479	0.221%	N/A	\$65,089,479
Subtotal LAIF Accounts	\$65,089,479	\$65,089,479		\$65,089,479	0.221%		\$65,089,479

#### **CAMP Accounts**

Non-Restricted Funds	\$2,558,765	\$2,558,765	N/A	\$2,558,765	0.05%	N/A	\$2,558,765
Subtotal CAMP Accounts	\$2,558,765	\$2,558,765		\$2,558,765	0.05%		\$2,558,765

#### **Subtotal Agency Managed Investment Accounts**

	\$85,978,526	\$85,978,526		\$85,978,526	0.19%		\$85,978,526
--	--------------	--------------	--	--------------	-------	--	--------------

# INLAND EMPIRE UTILITIES AGENCY

## Cash and Investment Summary

Month Ended  
August 31, 2021

	Credit Rating @ Purchase Date		Par	Cost Basis	Term	August	%	%	Maturity	Market
	S&P	Moody's	Amount	Amount	(Days)	Value		Yield to		
							Coupon	Maturity	Date	Value
<b>Investments (continued)</b>										
<b>Brokered Certificates of Deposit (CDs)</b>										
Societe Generale NY	A-1	P-1	935,000	935,000	731	935,000	1.80%	1.80%	02/14/22	941,414
Sumitomo Mitsui Bank	A-1	P-1	745,000	745,000	724	745,000	0.70%	0.70%	07/08/22	747,986
DNB Bank ASA NY	AA-	Aa2	715,000	715,000	1092	715,000	2.04%	2.04%	12/02/22	731,038
Credit Suisse NY	A+	A1	745,000	745,000	724	745,000	0.52%	0.59%	03/17/23	746,071
Subtotal Brokered CDs			\$3,140,000	\$3,140,000		\$3,140,000		1.31%		\$3,166,509
<b>US Treasury Note</b>										
US Treasury Note	AA+	Aaa	1,605,000	1,558,480	1474	1,597,394	1.88%	2.64%	04/30/22	1,624,310
US Treasury Note	AA+	Aaa	1,300,000	1,252,570	1456	1,290,162	1.750%	2.72%	06/30/22	1,318,078
US Treasury Note	AA+	Aaa	2,065,000	1,980,706	1577	2,043,940	1.750%	2.76%	09/30/22	2,101,783
US Treasury Note	AA+	Aaa	894,000	864,177	1641	886,276	2.000%	2.80%	10/31/22	913,556
US Treasury Note	AA+	Aaa	1,520,000	1,518,694	527	1,518,872	0.125%	0.18%	11/30/22	1,520,237
US Treasury Note	AA+	Aaa	1,040,000	990,356	1580	1,023,756	1.750%	2.93%	01/31/23	1,063,725
US Treasury Note	AA+	Aaa	310,000	293,289	1699	304,640	1.500%	2.74%	02/28/23	316,297
US Treasury Note	AA+	Aaa	1,235,000	1,189,508	1508	1,217,624	1.50%	2.44%	03/31/23	1,261,244
US Treasury Note	AA+	Aaa	1,880,000	1,875,300	709	1,875,777	0.13%	0.25%	05/31/23	1,878,531
US Treasury Note	AA+	Aaa	2,000,000	1,899,453	1618	1,958,551	1.38%	2.58%	06/30/23	2,043,750
US Treasury Note	AA+	Aaa	1,260,000	1,196,951	1630	1,233,001	1.25%	2.44%	07/31/23	1,285,397
US Treasury Note	AA+	Aaa	650,000	667,088	1611	658,051	2.88%	2.25%	09/30/23	685,648
US Treasury Note	AA+	Aaa	1,875,000	1,870,898	877	1,871,235	0.25%	0.34%	11/15/23	1,875,293
US Treasury Note	AA+	Aaa	3,450,000	3,484,904	1713	3,466,403	2.75%	2.52%	11/15/23	3,639,750
US Treasury Note	AA+	Aaa	2,525,000	2,479,826	1786	2,504,259	2.13%	2.52%	11/30/23	2,630,734
US Treasury Note	AA+	Aaa	990,000	988,608	1044	988,887	0.13%	0.17%	12/15/23	986,906
US Treasury Note	AA+	Aaa	120,000	120,356	1813	120,169	2.63%	2.56%	12/31/23	126,544
US Treasury Note	AA+	Aaa	810,000	806,235	917	806,444	0.13%	0.31%	01/15/24	806,962
US Treasury Note	AA+	Aaa	675,000	709,778	962	709,031	2.38%	0.35%	02/29/24	709,805
US Treasury Note	AA+	Aaa	2,345,000	2,355,534	1792	2,350,714	2.00%	1.90%	04/30/24	2,448,693
US Treasury Note	AA+	Aaa	1,885,000	1,873,145	1059	1,873,951	0.25%	0.47%	05/15/24	1,879,698
US Treasury Note	AA+	Aaa	575,000	580,930	1824	578,358	2.00%	1.78%	06/30/24	601,414
US Treasury Note	AA+	Aaa	1,000,000	1,016,172	1818	1,009,465	2.13%	1.78%	07/31/24	1,050,469
US Treasury Note	AA+	Aaa	1,310,000	1,349,146	1824	1,334,145	2.13%	1.50%	09/30/24	1,378,161
US Treasury Note	AA+	Aaa	595,000	614,454	1822	607,343	2.25%	1.57%	10/31/24	628,841
US Treasury Note	AA+	Aaa	510,000	521,814	1789	517,832	2.13%	1.63%	11/30/24	537,333
US Treasury Note	AA+	Aaa	1,820,000	1,876,875	1273	1,873,620	1.50%	0.58%	11/30/24	1,881,425
US Treasury Note	AA+	Aaa	340,000	335,232	1475	335,578	0.25%	0.60%	05/31/25	335,856
US Treasury Note	AA+	Aaa	1,900,000	1,866,230	1440	1,867,919	0.25%	0.71%	05/31/25	1,876,844
US Treasury Note	AA+	Aaa	2,050,000	2,027,898	1532	2,028,314	0.25%	0.52%	08/31/25	2,019,891
US Treasury Note	AA+	Aaa	435,000	427,965	1658	428,419	0.38%	0.74%	11/30/25	429,698
US Treasury Note	AA+	Aaa	1,910,000	1,873,218	1623	1,874,849	0.38%	0.82%	11/30/25	1,886,722
US Treasury Note	AA+	Aaa	815,000	810,034	1814	810,669	0.38%	0.50%	12/31/25	804,303
US Treasury Note	AA+	Aaa	1,780,000	1,751,145	1699	1,753,132	0.38%	0.73%	12/31/25	1,756,637
US Treasury Note	AA+	Aaa	525,000	514,131	1800	515,260	0.38%	0.80%	01/31/26	517,617
US Treasury Note	AA+	Aaa	2,940,000	3,257,428	1822	3,221,016	2.63%	0.43%	01/31/26	3,187,603
US Treasury Note	AA+	Aaa	3,110,000	3,068,088	1821	3,072,231	0.50%	0.78%	02/28/26	3,081,816
US Treasury Note	AA+	Aaa	790,000	788,272	1822	788,356	0.75%	0.79%	05/31/26	790,247
US Treasury Note	AA+	Aaa	825,000	823,131	1819	823,219	0.75%	0.80%	05/31/26	825,258
US Treasury Note	AA+	Aaa	1,885,000	1,871,083	1805	1,871,638	0.75%	0.90%	05/31/26	1,885,589
Subtotal US Treasuries			\$55,549,000	\$55,349,103		\$55,610,500		1.37%		\$56,592,665

# INLAND EMPIRE UTILITIES AGENCY

## Cash and Investment Summary

Month Ended  
August 31, 2021

Credit Rating @ Purchase Date		Par	Cost Basis	Term	August	%	Yield to Maturity	Maturity	Market
S&P	Moody's	Amount	Amount	(Days)	Value			Date	Value

### Investments (continued)

#### U.S. Government Sponsored Entities

Federal Home Loan Bank	AA+	Aaa	\$1,725,000	\$1,724,552	714	\$1,724,827	0.25%	0.26%	06/03/22	\$1,726,982
Fannie Mae Bond	AA+	Aaa	890,000	886,903	1,096	888,954	1.38%	1.49%	09/06/22	901,374
Federal Home Loan Bank	AA+	Aaa	1,280,000	1,277,645	1,092	1,278,848	1.38%	1.44%	02/17/23	1,302,623
Fannie Mae Bond	AA+	Aaa	1,360,000	1,355,906	365	1,357,652	0.25%	0.35%	05/22/23	1,361,325
Freddie Mac Bond	AA+	Aaa	1,450,000	1,444,461	1,810	1,447,992	2.75%	2.83%	06/19/23	1,516,308
Freddie Mac Bond	AA+	Aaa	1,330,000	1,326,116	1,095	1,327,649	0.25%	0.35%	06/26/23	1,331,124
Fannie Mae Bond	AA+	Aaa	1,875,000	1,870,969	1,095	1,872,508	0.25%	0.32%	07/10/23	1,876,682
Fannie Mae Bond	AA+	Aaa	645,000	645,000	1,092	645,000	0.36%	0.36%	08/18/23	645,680
Freddie Mac Bond	AA+	Aaa	885,000	884,097	1,098	884,406	0.25%	0.28%	08/24/23	885,671
Fannie Mae Bond	AA+	Aaa	855,000	853,273	1,741	854,265	2.88%	2.92%	09/12/23	900,937
Fannie Mae Bond	AA+	Aaa	1,820,000	1,803,274	1,772	1,813,006	2.88%	3.08%	09/12/23	1,917,783
Freddie Mac Bond	AA+	Aaa	970,000	969,855	1,094	969,899	0.30%	0.31%	09/28/23	970,102
Freddie Mac Bond	AA+	Aaa	805,000	804,203	1,095	804,400	0.25%	0.28%	12/04/23	804,970
Federal Home Loan Bank	AA+	Aaa	870,000	895,642	1,772	881,982	3.38%	2.72%	12/08/23	931,452
Federal Home Loan Bank	AA+	Aaa	190,000	189,327	1,824	189,670	2.50%	2.58%	02/13/24	200,284
Fannie Mae Bond	AA+	Aaa	2,055,000	2,130,234	1,769	2,107,055	1.63%	0.85%	01/07/25	2,134,378
Freddie Mac Bond	AA+	Aaa	1,215,000	1,214,064	1,825	1,214,354	1.50%	1.52%	02/12/25	1,257,673
Federal Home Loan Bank	AA+	Aaa	950,000	945,288	1,824	946,587	0.50%	0.60%	04/14/25	948,584
Fannie Mae Bond	AA+	Aaa	495,000	496,629	1,792	496,208	0.63%	0.56%	04/22/25	496,129
Fannie Mae Bond	AA+	Aaa	1,275,000	1,272,374	1,824	1,273,086	0.63%	0.67%	04/22/25	1,277,907
Fannie Mae Bond	AA+	Aaa	1,425,000	1,432,296	1,782	1,430,441	0.63%	0.52%	04/22/25	1,428,249
Fannie Mae Bond	AA+	Aaa	240,000	241,126	1,716	240,909	0.50%	0.40%	06/17/25	239,535
Fannie Mae Bond	AA+	Aaa	995,000	996,473	1,693	996,205	0.50%	0.47%	06/17/25	993,073
Fannie Mae Bond	AA+	Aaa	1,435,000	1,441,931	1,778	1,440,399	0.50%	0.40%	06/17/25	1,432,220
Fannie Mae Bond	AA+	Aaa	1,480,000	1,476,936	1,824	1,477,674	0.50%	0.54%	06/17/25	1,477,133
Freddie Mac Bond	AA+	Aaa	895,000	890,543	1,824	891,533	0.38%	0.48%	07/21/25	886,397
Fannie Mae Bond	AA+	Aaa	950,000	945,554	1,824	946,456	0.38%	0.47%	08/25/25	939,908
Freddie Mac Bond	AA+	Aaa	1,365,000	1,360,891	1,824	1,361,660	0.38%	0.44%	09/23/25	1,349,678
Fannie Mae Bond	AA+	Aaa	895,000	891,796	1,821	892,311	0.50%	0.57%	11/07/25	888,162
Subtotal U.S. Gov't Sponsored Entities			\$32,620,000	\$32,667,357		\$32,655,936		0.96%		\$33,022,323

# INLAND EMPIRE UTILITIES AGENCY

## Cash and Investment Summary

Month Ended  
August 31, 2021

	Credit Rating @ Purchase Date		Par	Cost Basis	Term	August	%	Yield to Maturity	Maturity	Market
	S&P	Moody's	Amount	Amount	(Days)	Value			Coupon	Date
	<u>Investments (continued)</u>									
<u>Municipal Bonds</u>										
CA State Earthquake Authority Tax	NR	NR	\$195,000	\$195,000	949	\$195,000	1.48%	1.48%	07/01/23	\$198,726
Maryland State GO Bond	AAA	Aaa	250,000	249,930	1457	249,949	0.51%	0.52%	08/01/24	251,202
CA State Dept of Wtr Res	AAA	Aa1	100,000	100,000	1578	100,000	0.56%	0.56%	12/01/24	100,267
Univ. of CA Revenue Bond	AA	Aa2	90,000	90,326	1764	90,248	0.88%	0.81%	05/15/25	91,001
Univ. of CA Revenue Bond	AA	Aa2	205,000	205,000	1764	205,000	0.88%	0.88%	05/15/25	207,280
Florida State Board of Admin. Taxa	AA	Aa3	200,000	201,414	1749	201,131	1.26%	1.11%	07/01/25	202,546
Florida State Board of Admin. Taxa	AA	Aa3	520,000	520,000	1749	520,000	1.26%	1.26%	07/01/25	526,619
Los Angeles CCD CA Taxable GO Bo	AA+	Aaa	375,000	375,000	1725	375,000	0.77%	0.77%	08/01/25	376,519
NJ TPK Authority	A+	A2	205,000	205,000	1792	205,000	1.05%	1.05%	01/01/26	205,398
Subtotal State and Local Municipal Bonds			\$2,140,000	\$2,141,670		\$2,141,328		0.99%		\$2,159,558
<u>Medium Term Notes</u>										
Bank of NY Mellon	A	A1	\$1,400,000	\$1,371,048	1391	\$1,396,691	2.60%	3.18%	02/07/22	\$1,412,251
American Express	A-	A2	800,000	785,488	1415	798,123	2.70%	3.20%	03/03/22	808,402
Walt Disney Company	BBB+	A2	815,000	798,692	1416	812,881	2.45%	3.00%	03/04/22	824,382
Paccar Financial Corp	A+	A1	930,000	929,498	1096	929,885	2.65%	2.67%	05/10/22	946,045
Visa Inc	AA-	Aa3	825,000	795,407	1611	818,038	2.15%	3.03%	09/15/22	840,571
Bank of America	A-	A2	90,000	86,542	1647	89,129	2.50%	3.43%	10/21/22	90,227
Amazon Inc	AA	A1	935,000	925,996	1409	931,556	2.40%	2.66%	02/22/23	963,030
Burlington North Santa Fe Corp	AA-	A3	800,000	790,800	1792	797,125	3.00%	3.26%	03/15/23	827,432
Bank of NY Mellon	A	A1	1,375,000	1,387,595	1555	1,379,892	3.50%	3.27%	04/28/23	1,447,663
Apple Inc. Corp.	AA+	Aa1	565,000	563,463	1095	564,134	0.75%	0.84%	05/11/23	569,832
UnitedHealth Group Inc	A+	A3	720,000	755,741	1330	737,521	3.50%	2.08%	06/15/23	760,373
Pfizer Inc	A+	A2	1,260,000	1,276,392	1807	1,268,270	2.95%	2.67%	03/15/24	1,335,953
Amazon Com. Inc.	AA	A1	560,000	559,182	1096	559,266	0.45%	0.50%	05/12/24	559,873
Walmart Inc	AA	Aa2	1,425,000	1,495,196	1768	1,456,476	2.85%	1.78%	07/08/24	1,516,958
JP Morgan Chase	A-	A2	570,000	570,000	1461	570,000	0.81%	0.65%	09/16/24	570,956
Bank of America	A-	A2	725,000	725,000	1464	725,000	1.80%	0.81%	10/24/24	727,442
Johnson & Johnson	AAA	Aaa	1,380,000	1,473,840	1392	1,463,054	1.80%	0.81%	01/15/25	1,465,182
Toyota Motor	A+	A1	315,000	318,078	1724	317,251	1.80%	1.58%	02/13/25	324,797
Toyota Motor	A+	A1	425,000	429,152	1724	428,037	1.80%	1.58%	02/13/25	438,219
Novartis Capital	AA-	A1	1,425,000	1,475,744	1743	1,461,487	1.75%	0.98%	02/14/25	1,470,459
JP Morgan Chase	A-	A2	555,000	555,000	1461	555,000	0.82%	0.82%	06/01/25	555,680
JP Morgan Chase			355,000	355,000	1530	355,000	0.77%	0.77%	08/09/25	354,156
Bristol Myers	A+	A2	349,000	345,524	1606	345,680	3.88%	0.88%	11/13/25	347,372
Subtotal Medium Term Notes			\$18,599,000	\$18,768,378		\$18,759,496		2.05%		\$19,157,255
Subtotal PFM Managed Investment Accounts			\$112,048,000	\$112,066,508		\$112,307,260		1.35%		\$114,098,310
Total Investments			\$198,026,526	\$198,045,034		\$198,285,786				\$200,076,836
(Source of Investment Amortized Cost: PFM)										



# INLAND EMPIRE UTILITIES AGENCY

## Cash and Investment Summary

Month Ended  
August 31, 2021

Credit Rating @ Purchase Date		Par	Cost Basis	Term	August	% Coupon	% Yield to Maturity	Maturity	Market
S&P	Moody's	Amount	Amount	(Days)	Value			Date	Value

### Restricted Deposits

#### Investment Pool Accounts

CAMP - Water Connection Reserves	\$23,775,164	\$23,775,164	N/A	\$23,775,164	0.05%	N/A	\$23,775,164
LAIF - Self Insurance Reserves	6,433,546	6,433,546	N/A	6,433,546	0.22%	N/A	6,433,546
<b>Total Investment Pool Accounts</b>	<b>\$30,208,710</b>	<b>\$30,208,710</b>		<b>\$30,208,710</b>	<b>0.09%</b>		<b>\$30,208,710</b>

#### Bond and Note Accounts

2017A Debt Service Accounts	\$428	\$428	N/A	\$428	0.00%	N/A	\$428
2020A Debt Service Accounts	7	7	N/A	7	0.00%	N/A	7
2020B Debt Service Accounts	35	35	N/A	35	0.00%	N/A	35
2020B Capitalized Interest Account	29,384,541	29,384,541	N/A	29,384,541	0.05%	N/A	29,384,541
<b>Total Bond and Note Accounts</b>	<b>\$29,385,011</b>	<b>\$29,385,011</b>		<b>\$29,385,011</b>	<b>0.05%</b>		<b>\$29,385,011</b>

#### 2020B Construction Project Account

LAIF Construction Fund	\$153,891,933	\$153,891,933	N/A	\$153,891,933	0.22%	N/A	\$153,891,933
CAMP Construction Fund	10,516,702	10,516,702		10,516,702	0.05%	N/A	10,516,702
Subtotal 2020B Construction Fund	\$164,408,635	\$164,408,635		\$164,408,635	0.21%		\$164,408,635
<b>Total 2020B Construction Project Accts</b>	<b>\$164,408,635</b>	<b>\$164,408,635</b>		<b>\$164,408,635</b>	<b>0.210%</b>		<b>\$164,408,635</b>

#### CCRA Deposits Held by Member Agencies

City of Chino	\$10,423,926	\$10,423,926	N/A	\$10,423,926	N/A	N/A	\$10,423,926
City of Chino Hills	3,931,063	3,931,063	N/A	3,931,063	N/A	N/A	3,931,063
Cucamonga Valley Water District	9,881,845	9,881,845	N/A	9,881,845	N/A	N/A	9,881,845
City of Fontana	17,240,597	17,240,597	N/A	17,240,597	N/A	N/A	17,240,597
City of Montclair	2,250,618	2,250,618	N/A	2,250,618	N/A	N/A	2,250,618
City of Ontario	27,875,064	27,875,064	N/A	27,875,064	N/A	N/A	27,875,064
City of Upland	4,783,828	4,783,828	N/A	4,783,828	N/A	N/A	4,783,828

Subtotal CCRA Deposits Held by Member Agencies\*\*

\*\*Total reported as of July 2021 net of capital call receipts

Month Ended  
August 31, 2021

12

**INLAND EMPIRE UTILITIES AGENCY**  
**Cash and Investment Summary**

Month Ended  
August 31, 2021

**August Purchases**

No.	Date	Transaction	Investment Security	Type	Par Amount Purchased	Investment Yield to Maturity
1	08/04/21	Purchase	US Treasury Note	Treasury Note	2,050,000	0.520%
2	08/10/21	Purchase	JP Morgan Chase	Corporate	355,000	0.83%
3	08/12/21	Purchase	US Treasury Note	Treasury Note	675,000	0.35%
<b>Total Purchases</b>					<b>\$ 3,080,000</b>	

**August Investment Maturities, Calls & Sales**

No.	Date	Transaction	Investment Security	Type	Par Amount Matured/Sold	Investment Yield to Maturity
1	08/04/21	Sale	US Treasury Note	Treasury Note	\$2,000,000	2.75%
2	08/10/21	Sale	US Treasury Note	Treasury Note	355,000	0.18%
3	08/12/21	Sale	Fannie Mae Note	Fed Agency Note	680,000	2.58%
<b>Total Maturities, Calls &amp; Sales</b>					<b>\$ 3,035,000</b>	

**INLAND EMPIRE UTILITIES AGENCY**  
**Cash and Investment Summary**

Month Ended  
August 31, 2021

**Directed Investment Category**

CBB Repurchase (Sweep)  
LAIF - Unrestricted  
CAMP - Unrestricted  
Brokered Certificates of Deposit  
Medium Term Notes  
Municipal Bonds  
US Treasury Notes  
U.S. Government Sponsored Entities

***Total Investment Portfolio***

***Investment Portfolio Rate of Return***

<b>Amount Invested</b>	<b>Yield</b>
\$18,330,282	0.100%
65,089,479	0.221%
2,558,765	0.050%
3,140,000	1.307%
18,759,496	2.052%
2,141,328	0.986%
55,610,500	1.372%
32,655,936	0.956%
<b>\$198,285,786</b>	

***0.850%***

**Restricted/Transitory/Other Accounts**

CCRA Deposits Held by Member Agencies  
CalPERS OPEB (CERBT) Account  
CAMP Restricted Water Connection Reserve  
LAIF Restricted Insurance Reserve  
US Bank - 2017A Debt Service Accounts  
US Bank - 2020A Refunding Bond Accounts  
US Bank - 2020B Revenue Note Accounts  
US Bank - Pre-Investment Money Market Account  
LAIF Construction Account  
CAMP Construction Account  
Citizens Business Bank - Demand Account  
Citizens Business Bank - Workers' Compensation Account  
Citizens Business Bank - Payroll Account  
Other Accounts\*  
Escrow Account

***Total Restricted/Transitory/Other Accounts***

***Average Yield of Other Accounts***

**Total Agency Directed Deposits**

<b>Amount Invested</b>	<b>Yield</b>
\$76,386,941	N/A
23,481,145	N/A
23,775,164	0.050%
6,433,546	0.221%
428	0.000%
7	0.000%
29,384,576	0.050%
642,462	0.020%
153,891,933	0.221%
10,516,702	0.050%
1,233,705	N/A
26,819	N/A
0	N/A
2,250	N/A
3,361,324	N/A

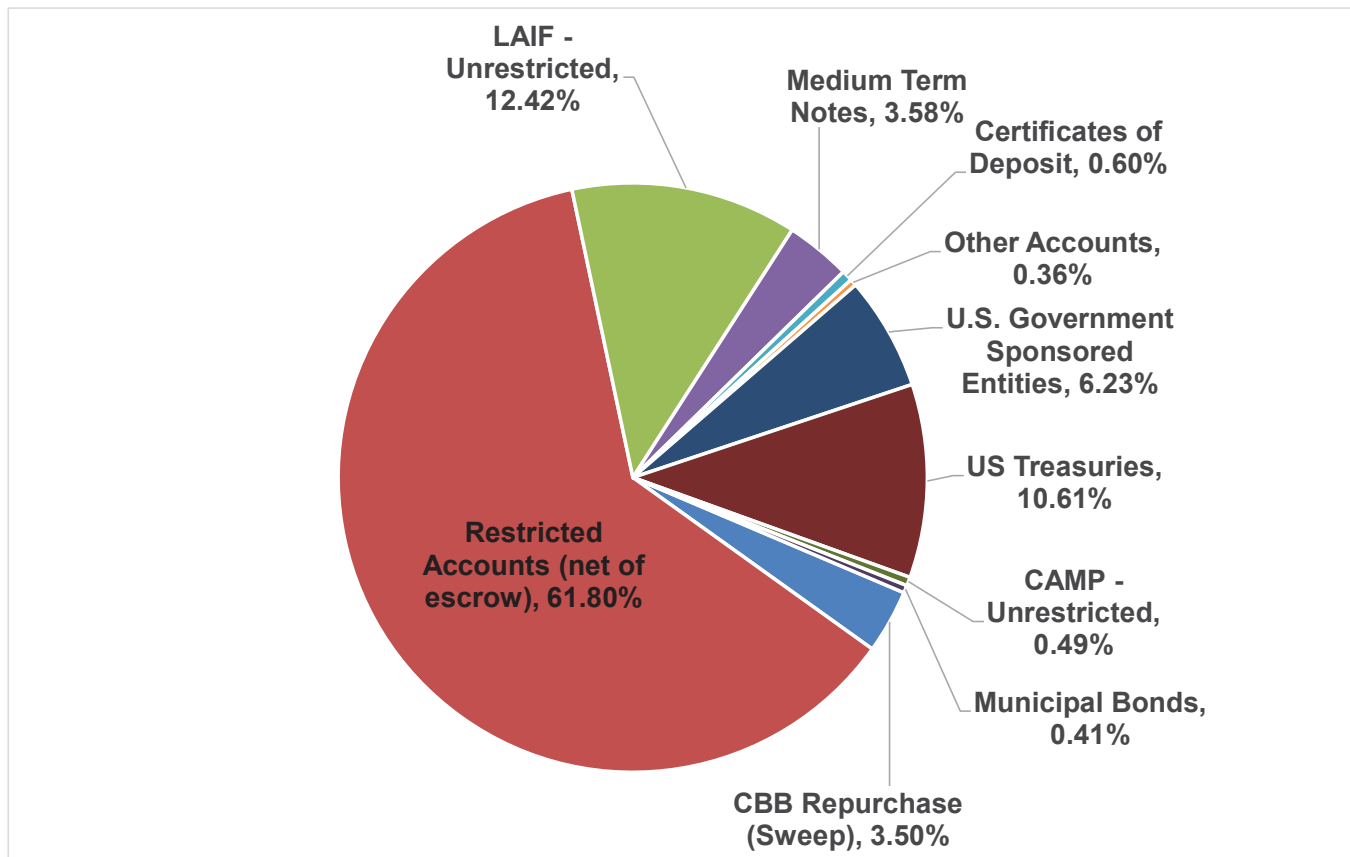
**\$329,137,002**

***0.172%***

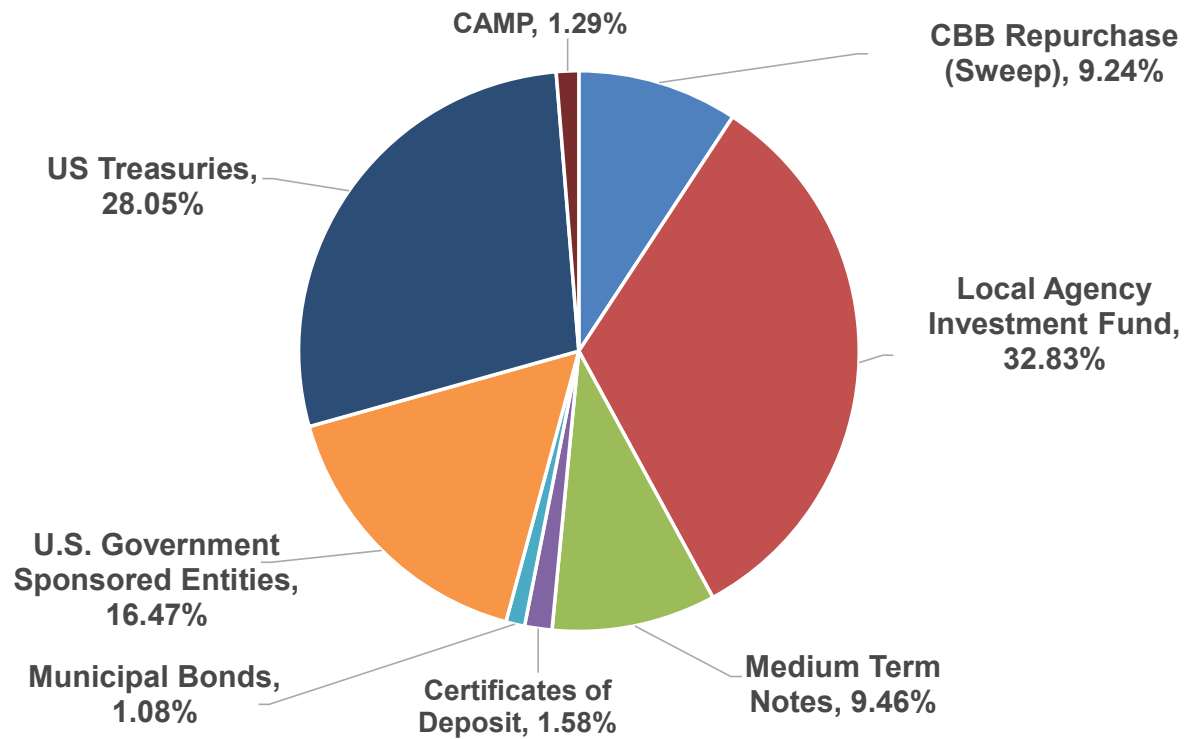
**\$527,422,788**

\*Petty Cash

***Inland Empire Utilities Agency***  
**Treasurer's Report of Financial Affairs**  
 Month Ended August 31, 2021  
 Agency Investment Portfolio (Net of Escrow Accounts)  
**\$524,061,464**

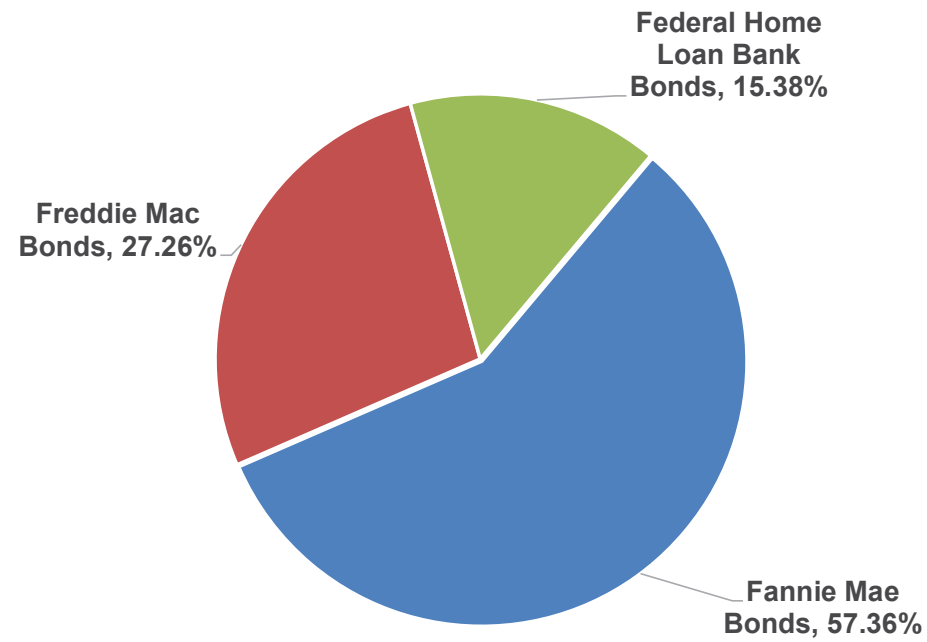


***Inland Empire Utilities Agency***  
**Treasurer's Report of Financial Affairs**  
Month Ended August 31, 2021  
Unrestricted Agency Investment Portfolio  
\$198,285,786

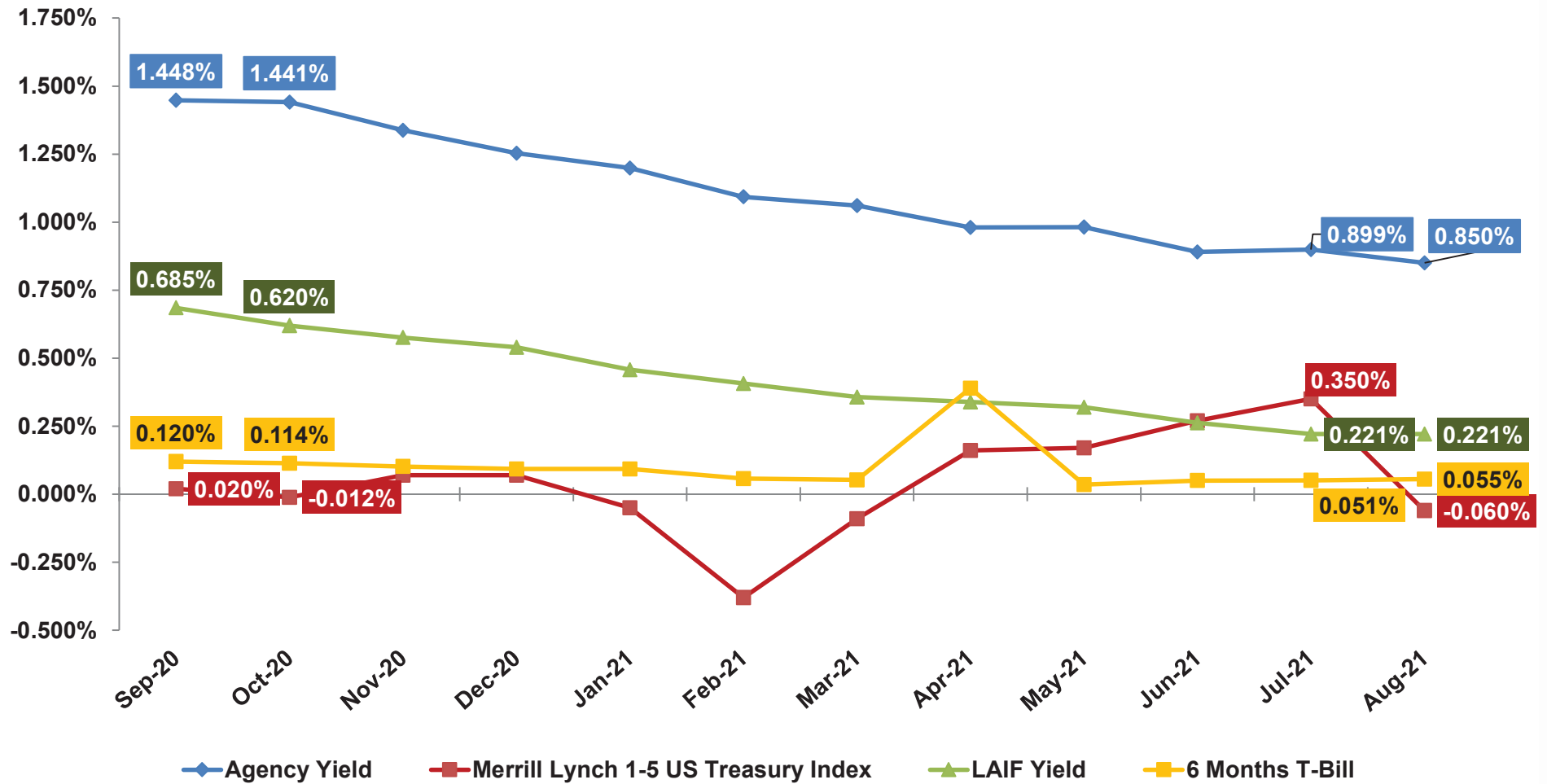




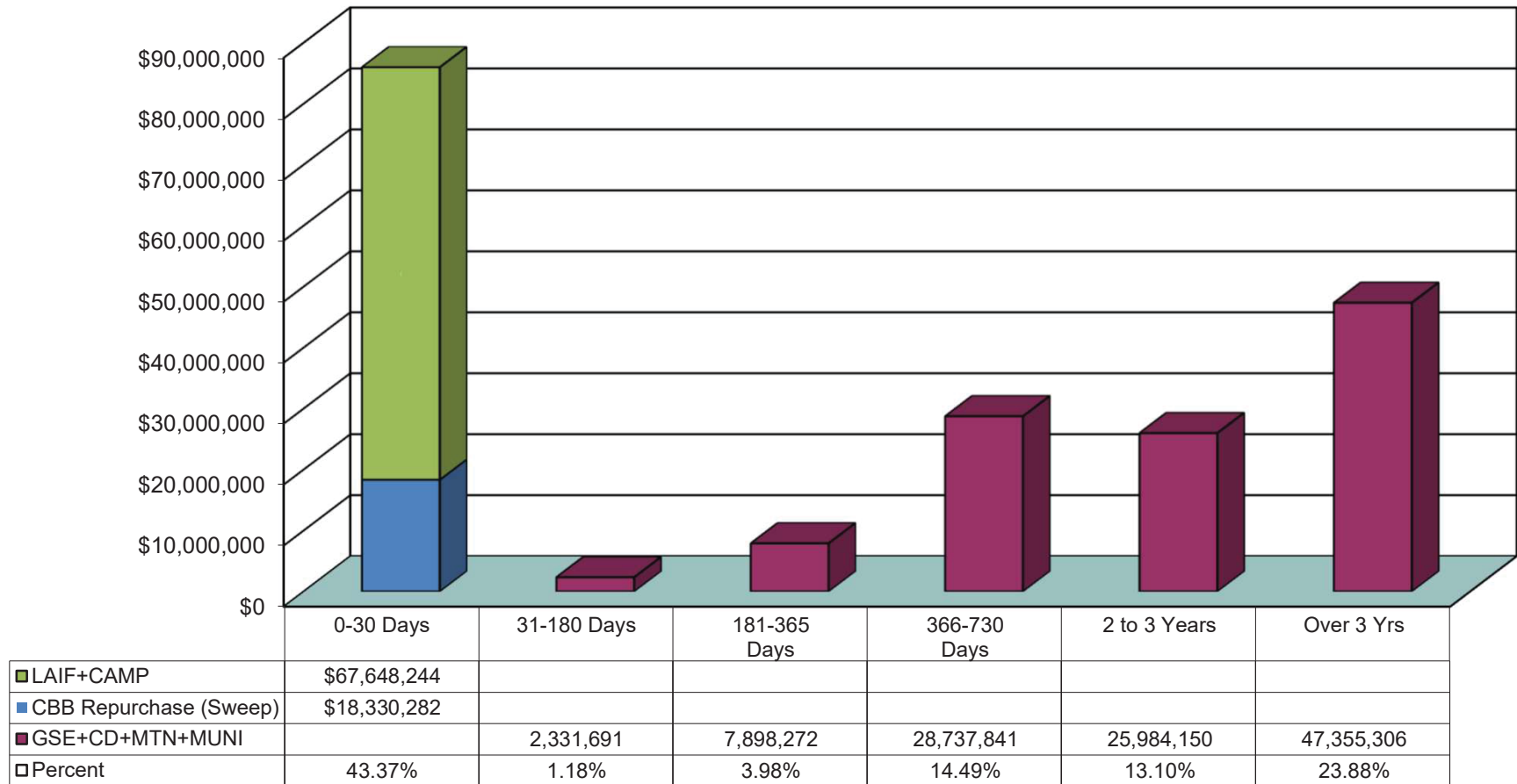
***Inland Empire Utilities Agency***  
**Treasurer's Report of Financial Affairs**  
Month Ended August 31, 2021  
U.S. Government Sponsored Entities Portfolio  
**\$32,655,936**



Inland Empire Utilities Agency  
Treasurer's Report of Financial Affairs  
Month Ended August 31, 2021  
Agency Investment Portfolio Yield Comparison



***Inland Empire Utilities Agency***  
**Treasurer's Report of Financial Affairs**  
Month Ended August 31, 2021  
***Agency Investment Portfolio Maturity Distribution (Unrestricted)***  
**\$198,285,786**



**AGENCY  
REPRESENTATIVES'  
REPORTS**

**4A**



## SAWPA MEETING SUMMARY

### September 21, 2021, Regular Meetings

#### SAWPA Commission

- Directed the General Manager to prepare bid documents for the SAWPA Building Landscaping Improvements.
- Directed the General Manager to prepare bid documents for the SAWPA Building Lobby Security Improvements.
- Received the following informational reports:
  - Regional Water Quality Monitoring Task Force – Santa Ana Regional Monitoring Program Data Viewer
  - Santa Ana River Watershed Weather Modification Pilot Program Status Report
  - Headwaters Resiliency Partnership Overview



PLEASE NOTE: This summary may not include all agenda items and should not be construed as official minutes. Any questions please call or email Sara Villa at 951.354.4243 – [svilla@sawpa.org](mailto:svilla@sawpa.org)



## SAWPA MEETING SUMMARY

### October 5, 2021, Regular Meetings

#### PA 23 Committee

- Selected Committee Member Mike Gardner as PA 23 Committee Chair.
- Received the following informational reports:
  - Overview of the Santa Ana Conservation and Conjunctive Use Program (SARCCUP)
  - SARCCUP Schedule Overview
  - SARCCUP Project Updates
  - SARCCUP Grant Payment Updates
  - Update on Sub-Agreement Amendments

#### SAWPA Commission

- Received the following informational reports:
  - Legislative Report
  - Proposition 1 Round 2 Integrated Regional Water Management Grant Competition Process

#### PA 24 Committee

- Authorized the General Manager to execute a Discharger Lease Agreement with EMWD to lease 0.50 million gallons per day (MGD) of Brine Line treatment and disposal capacity right at a wastewater strength of 100 mg/l Biological Oxygen Demand (BOD) and 100 mg/l Total Suspended Solids (TSS) from the Lease Capacity Pool for a period of five (5) years.



PLEASE NOTE: This summary may not include all agenda items and should not be construed as official minutes. Any questions please call or email Sara Villa at 951.354.4243 – [svilla@sawpa.org](mailto:svilla@sawpa.org)





# SAWPA

**SANTA ANA WATERSHED PROJECT AUTHORITY**

11615 Sterling Avenue, Riverside, California 92503 • (951) 354-4220

**PURSUANT TO THE PROVISIONS OF AB 361, THIS MEETING WILL BE CONDUCTED VIRTUALLY WITH THE OPPORTUNITY FOR PUBLIC COMMENT. ALL VOTES TAKEN WILL BE CONDUCTED BY ORAL ROLL CALL.**

**This meeting will be accessible as follows:**

<b>Meeting Access Via Computer (Zoom)*:</b>	<b>Meeting Access Via Telephone*:</b>
<ul style="list-style-type: none"><li>• <a href="https://sawpa.zoom.us/j/81790489308">https://sawpa.zoom.us/j/81790489308</a></li><li>• Meeting ID: 817 9048 9308</li></ul>	<ul style="list-style-type: none"><li>• 1 (669) 900-6833</li><li>• Meeting ID: 817 9048 9308</li></ul>
* Participation in the meeting via the Zoom app (a free download) is strongly encouraged	

## **REGULAR COMMISSION MEETING TUESDAY, OCTOBER 19, 2021 – 9:30 A.M.**

### **AGENDA**

**1. CALL TO ORDER/PLEDGE OF ALLEGIANCE (Jasmin Hall, Chair)**

**2. ROLL CALL**

**3. PUBLIC COMMENTS**

Members of the public may address the Commission on items within the jurisdiction of the Commission; however, no action may be taken on an item not appearing on the agenda unless the action is otherwise authorized by Government Code §54954.2(b).

**4. ITEMS TO BE ADDED OR DELETED**

**5. CONSENT CALENDAR**

All matters listed on the Consent Calendar are considered routine and non-controversial and will be acted upon by the Commission by one motion as listed below.

**A. APPROVAL OF MEETING MINUTES: OCTOBER 5, 2021**

**Recommendation:** Approve as posted.

**6. NEW BUSINESS**

**A. RESOLUTION FOR IMPLEMENTATION OF AB 361 (CM#2021.74)**

**Presenter:** Jeff Mosher

**Recommendation:** Adoption of Resolution No. 2021-8 Proclaiming A State of Emergency Persists, Ratifying the Proclamation of a State of Emergency by Governor Gavin Newsom, and Authorizing Remote Teleconference Meetings of all Commission and Committee meetings of the Santa Ana Watershed Project Authority for the period of October 19, 2021 to November 18, 2021 pursuant to Brown Act Provisions.

**B. PROPOSITION 1 ROUND 2 INTEGRATED REGIONAL WATER MANAGEMENT GRANT COMPETITION PROCESS APPROVAL (CM#2021.75)**

This item is subject to the provisions of Project Agreement 25

**Presenter:** Ian Achimore

**Recommendation:** Adoption of the updated OWOW rating and ranking criteria and modifications to the Proposition 1 IRWM Implementation Grant – OWOW Program Policy subject to major revisions as a result of the scheduled October 2021, Department of Water Resources draft Proposition 1 Round 2 Proposal Solicitation Package (PSP) release.

**C. SANTA ANA RIVER WATERSHED WEATHER MODIFICATION PILOT PROGRAM CEQA CONSULTANT (CM#2021.76)**

This item is subject to the provisions of Project Agreement 25

**Presenter:** Mark Norton

**Recommendation:** Authorize the General Manager to execute a General Services Agreement and Task Order CES370-01 for an amount not-to-exceed \$63,271.58 with Catalyst Environmental Solutions to conduct the Santa Ana River Watershed Weather Modification Pilot Program CEQA.

**D. SANTA ANA RIVER WATERSHED WEATHER MODIFICATION PILOT PROGRAM OUTREACH (CM#2021.77)**

This item is subject to the provisions of Project Agreement 25

**Presenter:** Mark Norton

**Recommendation:** Receive and file.

**7. INFORMATIONAL REPORTS**

**Recommendation:** Receive for information.

**A. CASH TRANSACTIONS REPORT – AUGUST 2021**

**Presenter:** Karen Williams

**B. INTER-FUND BORROWING – AUGUST 2021 (CM#2021.78)**

**Presenter:** Karen Williams

**C. PERFORMANCE INDICATORS/FINANCIAL REPORTING – AUGUST 2021 (CM#2021.79)**

**Presenter:** Karen Williams

**D. PROJECT AGREEMENT 25 – OWOW FUND – FINANCIAL REPORT, JULY 2021**

**Presenter:** Karen Williams

**E. PROJECT AGREEMENT 26 – ROUNDTABLE FUND – FINANCIAL REPORT, JULY 2021**

**Presenter:** Karen Williams

**F. OWOW QUARTERLY STATUS REPORT: JULY 1, 2021 – SEPTEMBER 30, 2021**

**Presenter:** Mark Norton

**G. ROUNDTABLES QUARTERLY STATUS REPORT: JULY 1, 2021 – SEPTEMBER 30, 2021**

**Presenter:** Mark Norton

**H. GENERAL MANAGER REPORT**

**Presenter:** Jeff Mosher

**I. STATE LEGISLATIVE REPORT**

**Presenter:** Jeff Mosher

**J. CHAIR'S COMMENTS/REPORT**

**K. COMMISSIONERS' COMMENTS**

**L. COMMISSIONERS' REQUEST FOR FUTURE AGENDA ITEMS**

**8. CLOSED SESSION**

There were no Closed Session items anticipated at the time of the posting of this agenda.

**9. ADJOURNMENT**

**PLEASE NOTE:**

Americans with Disabilities Act: If you require any special disability related accommodations to participate in this meeting, call (951) 354-4220 or email [svilla@sawpa.org](mailto:svilla@sawpa.org). 48-hour notification prior to the meeting will enable staff to make reasonable arrangements to ensure accessibility for this meeting. Requests should specify the nature of the disability and the type of accommodation requested.

Materials related to an item on this agenda submitted to the Commission after distribution of the agenda packet are available for public inspection during normal business hours at the SAWPA office, 11615 Sterling Avenue, Riverside, and available at [www.sawpa.org](http://www.sawpa.org), subject to staff's ability to post documents prior to the meeting.

**Declaration of Posting**

I, Sara Villa, Clerk of the Board of the Santa Ana Watershed Project Authority declare that on October 14, 2021, a copy of this agenda has been uploaded to the SAWPA website at [www.sawpa.org](http://www.sawpa.org) and posted at SAWPA's office at 11615 Sterling Avenue, Riverside, California.

**2021 SAWPA Commission Meetings/Events**

First and Third Tuesday of the Month

(NOTE: All meetings begin at 9:30 a.m., unless otherwise noticed, and are held at SAWPA.)

<b>September</b>		<b>October</b>	
9/7/21	Commission Workshop	10/5/21	Commission Workshop
9/21/21	Regular Commission Meeting	10/19/21	Regular Commission Meeting
<b>November</b>		<b>December</b>	
11/2/21	Commission Workshop	12/7/21	Commission Workshop
11/16/21	Regular Commission Meeting	12/21/21	Regular Commission Meeting
		11/30 – 12/3/21 ACWA Fall Conference, Pasadena	

## **2022 SAWPA Commission Meetings/Events**

First and Third Tuesday of the Month

(NOTE: All meetings begin at 9:30 a.m., unless otherwise noticed, and are held at SAWPA.)

<b>January</b> 1/4/22      Commission Workshop 1/18/22     Regular Commission Meeting	<b>February</b> 2/1/22      Commission Workshop 2/15/22     Regular Commission Meeting
<b>March</b> 3/1/22      Commission Workshop 3/15/22     Regular Commission Meeting	<b>April</b> 4/5/22      Commission Workshop 4/19/22     Regular Commission Meeting
<b>May</b> 5/3/22      Commission Workshop 5/17/22     Regular Commission Meeting 5/3 – 5/6/22 ACWA Spring Conference, Sacramento, CA	<b>June</b> 6/7/22      Commission Workshop 6/21/22     Regular Commission Meeting
<b>July</b> 7/5/22      Commission Workshop 7/19/22     Regular Commission Meeting	<b>August</b> 8/2/22      Commission Workshop 8/16/22     Regular Commission Meeting
<b>September</b> 9/6/22      Commission Workshop 9/20/22     Regular Commission Meeting	<b>October</b> 10/4/22     Commission Workshop 10/18/22    Regular Commission Meeting
<b>November</b> 11/1/22     Commission Workshop 11/15/22    Regular Commission Meeting	<b>December</b> 12/6/22     Commission Workshop 12/20/22    Regular Commission Meeting 11/29 – 12/2/22 ACWA Fall Conference, Indian Wells, CA

**AGENCY  
REPRESENTATIVES'  
REPORTS**

**4B**



**Regular Board of Directors Meeting - Final -  
Revised 2**

**October 12, 2021**

**12:00 PM**

<b>Tuesday, October 12, 2021 Meeting Schedule</b>
09:00 am - L&C 10:00 am - RP&AM 11:00 am - Adj Exec 11:30 am - Break 12:00 pm - Board

Live streaming is available for all board and committee meetings on our mwdh2o.com website ([Click to Access Board Meetings Page](#))

Public Comment Via Teleconference Only: Members of the public may present their comments to the Board on matters within their jurisdiction as listed on the agenda via teleconference only. To participate call (404) 400-0335 and use Code: 9601962.

---

MWD Headquarters Building - 700 N. Alameda Street - Los Angeles, CA 90012

---

**1. Call to Order**

- 1.1 Invocation: Stephanie Ann Salgado, Administrative Assistant III, Water System Operations Group
- 1.2 Pledge of Allegiance: Director Tamaribuchi, Municipal Water District of Orange County

**2. Roll Call**

**3. Determination of a Quorum**

**4. Opportunity for members of the public to address the Board on matters within the Board's jurisdiction. (As required by Gov. Code § 54954.3(a))**

**5. OTHER MATTERS AND REPORTS**

- A. Report on Directors' events attended at Metropolitan expense [21-512](#)  
**Attachments:** [10122021 BOD 5A Report](#)
- B. Chairwoman's Monthly Activity Report [Item Added 10/5/2021] **21-557**
- C. General Manager's summary of activities [21-513](#)  
**Attachments:** [10122021 BOD 5C Report.pdf](#)



- D. General Counsel's summary of activities [21-514](#)  
**Attachments:** [10122021 BOD 5D Report.pdf](#)
- E. General Auditor's summary of activities [21-515](#)  
**Attachments:** [10122021 BOD 5E Report](#)
- F. Ethics Officer's summary of activities [21-516](#)  
**Attachments:** [10122021 BOD 5F Report](#)
- G. Presentation of Commendatory Resolution honoring Jeff Kightlinger for his service and leadership during his term as General Manager of The Metropolitan Water District of Southern California [21-511](#)

**\*\* CONSENT CALENDAR OTHER ITEMS -- ACTION \*\***

**6. CONSENT CALENDAR OTHER ITEMS - ACTION**

- A. Approval of the Minutes of the Meeting for September 14, 2021 and the Special Board Meeting for September 28, 2021 (Copies have been submitted to each Director) Any additions, corrections, or omissions [Special BOD Minutes Added 10/6/2021] [21-541](#)  
**Attachments:** [10122021 BOD 6A1 Minutes](#)  
[10122021 BOD 6A2 Minutes](#)
- B. Adopt resolution to continue remote teleconference meetings pursuant to the Brown Act Section 54953(e) for meetings of Metropolitan's legislative bodies for a period of 30 days; the General Manager has determined that the proposed action is exempt or otherwise not subject to CEQA [21-555](#)  
**Attachments:** [10122021 BOD 6B Resolution Subsequent Adoption October Board Meeting.pdf](#)
- C. Approve Committee Assignments

**7. CONSENT CALENDAR ITEMS - ACTION**

- 7-1** Approve the nomination and naming of the overlook at Lake Mathews in honor of former Metropolitan Director Donald “Don” Galleano; the General Manager has determined that this action is exempt or otherwise not subject to CEQA (FNA) **[21-404](#)**

**Attachments:** [10122021 FNA 7-1 B-L.pdf](#)  
[09142021 FNA 7-1 Presentation.pdf](#)

- 7-2** Award a \$3,815,000 contract to Creative Home dba Chi Construction to replace the wastewater system at the Lake Mathews facility; the proposed action is in furtherance of a project that was previously determined to be exempt or otherwise not subject to CEQA (EO) **[21-480](#)**

**Attachments:** [10122021 EO 7-2 B-L.pdf](#)  
[10122021 EO 7-2 Presentation.pdf](#)

- 7-3** Authorize an agreement with Helix Environmental Planning, Inc., in an amount not to exceed \$2.8 million, to prepare environmental documentation for the Regional Recycled Water Program and an agreement with Stantec Consulting Services Inc., in an amount not to exceed \$6.5 million for engineering and technical studies to support the environmental planning phase of the Program; the General Manager has determined that the proposed action is not subject to CEQA (EO) **[21-481](#)**

**Attachments:** [10122021 EO 7-3 B-L.pdf](#)  
[10122021 EO 7-3 Presentation.pdf](#)

- 7-4** Award a \$282,390 contract to AME Builders, Inc. for replacement of the roof on the Vehicle Maintenance and Warehouse Building at the Jensen Water Treatment Plant; the General Manager has determined that the proposed action is exempt or otherwise not subject to CEQA (EO) **[21-482](#)**

**Attachments:** [10122021 EO 7-4 B-L.pdf](#)  
[10122021 EO 7-4 Presentation.pdf](#)

- 7-5** Authorize the General Manager to enter into an agreement with the Arizona Department of Water Resources and the Central Arizona Water Conservation District to support the development of the Regional Recycled Water Program; the General Manager has determined that the proposed action is exempt or otherwise not subject to CEQA (EO) **21-489**
- Attachments:** [10122021 EO 7-5 B-L.pdf](#)  
[10122021 EO 7-5 Presentation.pdf](#)
- 7-6** Authorize the General Manager to seek legislation for Metropolitan to utilize alternative project delivery methods for construction of the Regional Recycled Water Program and drought-related projects; the General Manager has determined that the proposed action is exempt or otherwise not subject to CEQA (CL) **21-484**
- Attachments:** [10122021 CL 7-6 B-L.pdf](#)  
[10122021 CL 7-6 Presentation.pdf](#)
- 7-7** Approve the Metropolitan Water District of Southern California's salary schedules pursuant to CalPERS regulations; the General Manager has determined that the proposed action is exempt or otherwise not subject to CEQA (OPT) **21-485**
- Attachments:** [10122021 OPT 7-7 B-L.pdf](#)  
[10122021 OPT 7-7 Presentation.pdf](#)
- 7-8** Adopt framework for amending Local Resources Program Agreements; Review and consider the City of Beverly Hills' approved Final Mitigated Negative Declaration and take related CEQA actions; and authorize the General Manager to reinstate and amend the existing Local Resources Program agreement for the Beverly Hills Desalter Project (WPS) **21-490**
- Attachments:** [10122021 WPS 7-8 B-L.pdf](#)  
[10122021 7-8 ATT 2 - Beverly Hills Desalter Environmental Docs](#)  
[10122021 WPS 7-8 Presentation.pdf](#)

- 7-9** Adopt a Resolution declaring certain Metropolitan-owned real property in the Palo Verde Valley in the counties of Imperial and Riverside as exempt surplus land pursuant to California Government Code Section 54221; the General Manager has determined the proposed action is exempt or otherwise not subject to CEQA (RPAM) **21-486**

**Attachments:** [10122021 RPAM 7-9 B-L.pdf](#)  
[10122021 RPAM 7-9 Presentation.pdf](#)

- 7-10** Review and consider the City of Perris' certified Final Environmental Impact Report and take related CEQA actions, and authorize the General Manager to grant a permanent easement to the City of Perris for public road purposes traversing Metropolitan fee-owned property in the city of Perris and identified as Riverside County Assessor Parcel Numbers 317-170-017 and 303-050-003 (RPAM) **21-488**

**Attachments:** [10122021 RPAM 7-10 B-L.pdf](#)  
[10122021 RPAM 7-10 A-2 - City of Perris Easement](#)  
[10122021 RPAM 7-10 Presentation.pdf](#)

- 7-11** Authorize five new agricultural leases with Coxco, LLC, Joey DeConinck Farms, and HayDay Farms Venture, LLC, thereby allowing these existing lessees to continue their farming operations on Metropolitan's fee-owned properties in the Palo Verde Valley. General Manager has determined that the proposed action is exempt or otherwise not subject to CEQA.

[21-487](#)

[Conference with real property negotiators; properties are approximately 18,086 gross acres of land north and south of Interstate 10 near Blythe, California in the counties of Riverside and Imperial, also known as PROPERTY GROUP 1: RIVERSIDE COUNTY ASSESSOR PARCEL NOS. 821-100-018; 821-100-019; 821-150-018; 821-160-012; 821-160-013; 824-200-048; 863-140-002; 863-150-001; 863-170-005; 863-170-006; 863-180-003; 863-180-004; 863-180-005; 863-220-005; 866-040-004; 866-040-005; 866-040-007; 866-040-008; 866-080-001; 866-080-002; 866-080-003; 866-080-005; 866-080-012; 866-090-002; 866-090-009; 866-090-010; 866-090-013; 866-090-014; 872-150-005; 872-160-006; 872-160-007; 872-160-008; 872-160-009; 872-180-006; 872-180-009; 878-020-004; 878-020-005; 878-020-008; 878-030-009; 878-030-016; 878-091-001; 878-091-005; 878-091-006 PROPERTY GROUP 2: RIVERSIDE COUNTY ASSESSOR PARCEL NOS. 833-210-006; 833-210-012; 833-260-001; 833-260-003; 833-260-004; 833-260-005; 833-270-003; 833-270-004; 833-270-00 PROPERTY GROUP 3: RIVERSIDE COUNTY ASSESSOR PARCEL NOS. 878-081-001; 878-081-002; 878-081-004; 878-081-005; 878-081-006; 878-081-012; 878-082-001; 878-082-007; 878-111-017; 878-112-014; 878-112-015; 878-120-013; 878-120-015; 878-130-010; 878-130-011; 878-161-014; 878-161-015; 878-162-002; 878-162-003; 878-191-004; 878-192-001; 878-192-002; 878-193-007; 878-193-011; 878-193-013; 878-201-001; 878-220-005; 878-220-014; 878-220-015; 878-230-006; 878-230-007; 878-230-008; 878-240-021; 879-210-026; 879-240-007; 879-240-029; 879-240-032; 879-240-033; 879-261-004; 879-262-005; 879-262-011; 879-262-014 AND IMPERIAL COUNTY ASSESSOR PARCEL NUMBERS 006-090-003; 006-210-009; 006-210-021; 006-210-029; 006-220-010; 006-220-013; 006-220-019; 006-220-021; 006-220-022; 006-220-058 PROPERTY GROUP 4: IMPERIAL COUNTY ASSESSOR PARCEL NUMBERS 006-090-008; 006-090-009; 006-090-010; 006-090-011; 006-090-012; 006-090-013; 006-090-029; 006-120-082; 006-120-089; 006-150-065; 006-220-057 PROPERTY GROUP 5: RIVERSIDE COUNTY ASSESSOR PARCEL NOS. 866-130-001; 866-130-002; 866-130-003; 866-130-004; 866-210-006; 866-210-010; 866-240-004; 866-240-009; 866-250-008;

866-250-009; 866-250-011; 869-130-001; 869-270-006;  
 869-270-010; 869-291-002; 869-291-003; 869-291-005;  
 869-291-009; 869-292-001; 869-292-002; 869-292-003;  
 872-080-006; 872-080-007; 872-080-008; 872-090-005;  
 872-090-006; 872-090-007; 872-090-008; 872-100-001;  
 872-340-014; 872-340-018; 872-352-003; 872-352-010;  
 872-352-017; 872-360-001; 872-360-003; 872-370-002;  
 872-370-008; 872-370-013; 872-370-014; 872-370-016;  
 872-370-018; 875-021-001; 875-021-002; 875-021-006;  
 875-021-007; 875-021-008; 875-021-013; 875-021-014;  
 875-022-003; 875-022-004; 875-022-005; 875-022-006;  
 875-022-012; 875-030-012; 875-030-014; 875-030-027;  
 875-030-028; 875-040-006; 875-071-001; 875-071-002;  
 875-071-003; 875-071-004; 875-071-005; 875-071-006;  
 875-071-007; 875-071-012; 875-071-013; 875-071-014;  
 875-071-015; 875-131-005; 875-131-006; 875-131-009;  
 875-131-010; 875-171-001; 875-171-002; 875-250-010;  
 878-040-008; 878-050-003; 878-050-004; 878-050-005;  
 878-050-006; 878-050-010; 878-050-011; 878-050-012;  
 878-050-013; 878-060-002; 878-070-001; 878-092-003;  
 878-092-016; 878-092-017; 878-092-018; 878-101-004;  
 878-101-005; 878-151-004; 878-151-005; 878-152-003;  
 878-152-031; 878-202-003; 878-202-005; 878-240-009;  
 878-240-010; 878-240-011; 878-240-012; agency negotiators:  
 Anna Olvera and Kevin Webb; negotiating parties: Joseph Albert  
 DeConinck dba Joey DeConinck Farms, Tim Cox dba Coxco LLC,  
 and Dale Tyson dba HayDay Farms Venture LLC; under  
 negotiation: price and terms; to be heard in closed session  
 pursuant to Government Code Section 54956.8] (RPAM)

**Attachments:** [10122021 RPAM 7-11 Presentation.pdf](#)

**7-12** Authorize settlement of OHL USA, Inc. v. The Metropolitan Water District of Southern California, Los Angeles Superior Court Case No. 19STCV27689; the General Manager has determined that the proposed action is exempt or otherwise not subject to CEQA [Conference with legal counsel - existing litigation; to be heard in closed session pursuant to Gov. Code Section 54956.9(d)(1)] [Item Added on 10/8/2021] (LC)

**21-562**

**\*\* END OF CONSENT CALENDAR ITEMS \*\***

## **8. OTHER BOARD ITEMS - ACTION**



- 8-1** Consider and adopt the Board's Statement of Commitment to Diversity, Equity, and Inclusion; the General Manager has determined that the proposed action is exempt or otherwise not subject to CEQA. [Added item on 10/8/2021] (Exec) [21-559](#)

**Attachments:** [10122021 Exec 8-1 B-L.pdf](#)

- 8-2** Chair and Vice Chair of committee appointments for the term commencing October 12, 2021 through January 1, 2023; the General Manager has determined that the proposed action is exempt or otherwise not subject to CEQA. [Added item on 10/8/2021] (Exec) [21-558](#)

## **9. BOARD INFORMATION ITEMS**

- 9-1** Report on Conservation [21-491](#)

**Attachments:** [10122021 BOD 9-1 Report.pdf](#)

- 9-2** Compliance with Fund Requirements and Bond Indenture Provisions (FI) [21-479](#)

**Attachments:** [10122021 FI 9-2 B-L.pdf](#)

- 9-3** Update on expanded multimedia public awareness and outreach campaign for water conservation, including issuance of a request for proposals for a three-year contract for media buying services not to exceed \$10.5 million (CL) [21-483](#)

**Attachments:** [10122021 CL 9-3 B-L.pdf](#)  
[10112021 CL 9-3 Presentation.pdf](#)

## **10. OTHER MATTERS**

- 10-1** Discussion of Department Head Evaluation Process Guidelines and Department Head Evaluation Presentations [Public employee's performance evaluations; General Counsel, General Auditor, and Ethics Officer, to be heard in closed session pursuant to Gov. Code Section 54957] [21-370](#)

**Attachments:** [10122021 BOD 10-1 Presentation.pdf](#)

## **11. FOLLOW-UP ITEMS**

None

## **12. FUTURE AGENDA ITEMS**

## **13. ADJOURNMENT**

### **NOTE:**

At the discretion of the Board, all items appearing on this agenda and all committee agendas, whether or not expressly listed for action, may be deliberated and may be subject to action by the Board.

Each agenda item with a committee designation will be considered and a recommendation may be made by one or more committees prior to consideration and final action by the full Board of Directors. The committee designation appears in parenthesis at the end of the description of the agenda item e.g. (E&O, BF&I). Committee agendas may be obtained from the Executive Secretary.

Requests for a disability related modification or accommodation, including auxiliary aids or services, in order to attend or participate in a meeting should be made to the Executive Secretary in advance of the meeting to ensure availability of the requested service or accommodation.

**AGENCY  
REPRESENTATIVES'  
REPORTS**

**4C**



## **Regional Sewerage Program Policy Committee Meeting**

### **AGENDA**

**Thursday, October 7, 2021**

**3:30 p.m.**

**Teleconference Call**

In effort to prevent the spread of COVID-19, the Regional Sewerage Program Policy Committee Meeting will be held remotely by teleconference.

**Teams Conference Link:** [https://teams.microsoft.com/l/meetup-join/19%3ameeting\\_NWU1NzA2NDktM2VjMC00NDU1LTkxMmUtMjYyMjA2YWM3YWU4%40thread.v2/0?context=%7b%22Tid%22%3a%224c0c1e57-30f3-4048-9bd2-cd58917dcf07%22%2c%22Oid%22%3a%22329ec40e-eb94-4218-9621-6bfa0baa9697%22%7d](https://teams.microsoft.com/l/meetup-join/19%3ameeting_NWU1NzA2NDktM2VjMC00NDU1LTkxMmUtMjYyMjA2YWM3YWU4%40thread.v2/0?context=%7b%22Tid%22%3a%224c0c1e57-30f3-4048-9bd2-cd58917dcf07%22%2c%22Oid%22%3a%22329ec40e-eb94-4218-9621-6bfa0baa9697%22%7d)

**Teleconference: 1-415-856-9169/Conference ID: 552 973 583#**

This meeting is being conducted virtually by video and audio conferencing. There will be no public location available to attend the meeting; however, the public may participate and provide public comment during the meeting by calling into the number provided above. Alternatively, you may email your public comments to the Recording Secretary Laura Mantilla at [lmantilla@ieua.org](mailto:lmantilla@ieua.org) no later than 24 hours prior to the scheduled meeting time. Your comments will then be read into the record during the meeting.

---

**Call to Order/Flag Salute**

**Roll Call**

**Public Comment**

Members of the public may address the Committee on any item that is within the jurisdiction of the Committee; however, no action may be taken on any item not appearing on the agenda unless the action is otherwise authorized by Subdivision (b) of Section 54954.2 of the Government Code. Comments will be limited to three minutes per speaker.

*(Continued)*

## Additions to the Agenda

In accordance with Section 54954.2 of the Government Code (Brown Act), additions to the agenda require two-thirds vote of the legislative body, or, if less than two-thirds of the members are present, a unanimous vote of those members present, that there is a need to take immediate action and that the need for action came to the attention of the local agency subsequent to the agenda being posted.

- 1. Technical Committee Report** (*Oral*)
- 2. Action Item**
  - A. Approval of September 2, 2021 Policy Committee Meeting Minutes
- 3. Informational Items**
  - A. Regional Contract Negotiation Update (*Oral*)
  - B. FY 2020/21 Fourth Quarter Budget Variance, Performance Goal Updates, and Budget Transfers
- 4. Receive and File**
  - A. Building Activity Report
  - B. Recycled Water Distribution – Operations Summary
  - C. Recycled Water Groundwater Recharge Update
  - D. Engineering Quarterly Project Updates
  - E. CBP/WSIP Baseline Scenario – Regional Contract
- 5. Policy Committee Items Distributed**

None
- 6. Other Business**
  - A. IEUA General Manager's Update
  - B. Committee Member Requested Agenda Items for Next Meeting
  - C. Committee Member Comments
  - D. Next Meeting – November 4, 2021

## Adjourn

### DECLARATION OF POSTING

I, Laura Mantilla, Executive Assistant of the Inland Empire Utilities Agency\*, a Municipal Water District, hereby certify that, per Government Code Section 54954.2, a copy of this agenda has been posted at the Agency's main office, 6075 Kimball Avenue, Building A, Chino, CA and on the Agency's website at [www.ieua.org](http://www.ieua.org) at least seventy-two (72) hours prior to the meeting date and time above.

In compliance with the Americans with Disabilities Act, if you need special assistance to participate in this meeting, please contact the Laura Mantilla at (909) 993-1944 or [lmantilla@ieua.org](mailto:lmantilla@ieua.org), 48 hours prior to the scheduled meeting so that IEUA can make reasonable arrangements to ensure accessibility.

**AGENCY  
REPRESENTATIVES'  
REPORTS**

**4D**



**CHINO BASIN WATERMASTER  
WATERMASTER BOARD MEETING**

11:00 a.m. – September 23, 2021

*Mr. Jim Curatalo – Chair*

*Mr. Jeff Pierson – Vice-Chair*

**Meeting Available by Remote Access Only\***

Click on this [link](#) to access by PC/Smart Device

OR

Conference Call: (253) 215-8782

Meeting ID: 893 0384 9868

Passcode: 688710

**AGENDA**

**CALL TO ORDER**

**FLAG SALUTE**

**ROLL CALL**

**PUBLIC COMMENTS**

**AGENDA - ADDITIONS/REORDER**

**I. CONSENT CALENDAR**

**Note:** All matters listed under the Consent Calendar are considered to be routine and non-controversial and will be acted upon by one motion in the form listed below. There will be no separate discussion on these items prior to voting unless any members, staff, or the public requests specific items be discussed and/or removed from the Consent Calendar for separate action.

**A. MINUTES**

Approve as presented:

1. Minutes of the Watermaster Board Meeting held July 22, 2021 (*Page 1*)

**B. FINANCIAL REPORTS**

Receive and file as presented:

1. Cash Disbursements for the month of June 2021 (*Page 7*)
2. Watermaster VISA Check Detail for the month of June 2021 (*Page 21*)
3. Combining Schedule for the Period July 1, 2020 through June 30, 2021 (*Page 24*)
4. Treasurer's Report of Financial Affairs for the Period June 1, 2021 through June 30, 2021 (*Page 27*)
5. Budget vs. Actual Report for the Period July 1, 2020 through June 30, 2021 (*Page 31*)
6. Cash Disbursements for the month of July 2021 (*Page 64*)
7. Watermaster VISA Check Detail for the month of July 2021 (*Page 78*)
8. Combining Schedule for the Period July 1, 2021 through July 31, 2021 (*Page 81*)
9. Treasurer's Report of Financial Affairs for the Period July 1, 2021 through July 31, 2021 (*Page 84*)
10. Budget vs. Actual Report for the Period July 1, 2021 through July 31, 2021 (*Page 88*)
11. Cash Disbursements for August 2021 (Information Only) (*Page 109*)

**C. APPLICATION: RECHARGE – FONTANA WATER COMPANY (MAR) (Page 122)**

Approve Fontana Water Company's Application for Recharge in the Managed Aquifer Recharge (MAR) pilot project and direct Watermaster staff to account for this supplemental water recharged in Fontana Water Company's existing Local Supplemental Storage account.

**D. APPLICATION: RECHARGE – FONTANA WATER COMPANY (VULCAN) (Page 134)**

Approve Fontana Water Company's Application for Recharge at the Vulcan Basin and direct Watermaster staff to account for this supplemental water recharged in Fontana Water Company's existing Local Supplemental Storage account.

**E. APPLICATION: LOCAL STORAGE AGREEMENTS – APPROPRIATIVE POOL (Page 145)**

Approve the Application for Local Storage Agreements as presented.

**F. OBMP SEMI-ANNUAL STATUS REPORT 2021-1 (Page 152)**

Adopt the Semi-Annual OBMP Status Report 2021-1, along with filing a copy with the Court, subject to any necessary non-substantive changes.

**G. FISCAL YEAR 2021/22 BUDGET AMENDMENT (FORM A-21-08-01) (Page 173)**

Adopt the Fiscal Year 2021/22 Budget Amendment for the updated scope and budget to support implementation of the Safe Yield Court Order.

**II. BUSINESS ITEMS**

None

**III. REPORTS/UPDATES**

**A. LEGAL COUNSEL**

1. San Bernardino County Superior Court Emergency Order
2. October 8, 2021 Hearing
3. Rules & Regulations Update
4. Evergreen Storage Agreements
5. Kaiser Permanente Lawsuit

**B. ENGINEER**

1. Model Update and Required Demonstrations Report
2. Schedule: Safe Yield Court Order Implementation
3. Schedule: Ground-Level Monitoring Committee

**C. CHIEF FINANCIAL OFFICER**

None

**D. GENERAL MANAGER**

1. Water Activity Reports
2. Storage Management Q&A
3. Chino Basin Sustainability – A Snapshot in Time
4. GRA Lifetime Achievement Award – Mark Wildermuth
5. Other

**IV. BOARD MEMBER COMMENTS**

**V. OTHER BUSINESS**

**VI. CONFIDENTIAL SESSION - POSSIBLE ACTION**

Pursuant to Article II, Section 2.6, of the Watermaster Rules & Regulations, a Confidential Session may be held during the Watermaster Board meeting for the purpose of discussion and possible action.

**VII. FUTURE MEETINGS AT WATERMASTER\***

09/23/21	Thu	11:00 a.m.	Watermaster Board
09/30/21	Thu	9:00 a.m.	Ground-Level Monitoring Committee
10/14/21	Thu	9:00 a.m.	Appropriative Pool Committee Meeting
10/14/21	Thu	11:00 a.m.	Non-Agricultural Pool Committee Meeting
10/14/21	Thu	1:30 p.m.	Agricultural Pool Committee Meeting
10/21/21	Thu	9:00 a.m.	Advisory Committee Meeting
10/21/21	Thu	9:30 a.m.	Recharge Investigations and Projects Committee
10/21/21	Thu	1:30 p.m.	Ground-Level Monitoring Committee
10/28/21	Thu	11:00 a.m.	Watermaster Board

\* Watermaster meetings are being held remotely at this time. We are continuing to assess pandemic conditions and will hold in-person meetings when practical.

**ADJOURNMENT**

**AGENCY  
REPRESENTATIVES'  
REPORTS**

**4E**

# REGULAR BOARD MEETING OF THE BOARD OF DIRECTORS CHINO BASIN DESALTER AUTHORITY

October 7, 2021 • 2:00 p.m.

## NOTICE AND AGENDA

*All documents available for public review are on file with the Authority's  
Secretary located at 3550 E. Philadelphia Street, Suite 170, Ontario, CA 91761*

According to the directives from the California Department of Public Health and Executive Order N-08-21 issued by Governor Gavin Newsom, members of the public are invited to participate via video or teleconference

---

### To join teleconference:

Dial-in #: (669) 900 6833 Zoom Meeting ID: 813 5205 9101 Passcode: 380557

### To join video conference:

Click on link: [Join Zoom Meeting](#)

Or copy URL: <https://us02web.zoom.us/j/81352059101?pwd=M01uOEVteVBCTnVyZ0tKVUxrb1hHdz09>

Or go to <https://zoom.us/> Zoom Meeting ID: 813 5205 9101 Passcode: 380557

---

## **CALL TO ORDER**

## **ROLL CALL**

## **PUBLIC COMMENT**

*Members of the public may address the Board of Directors on any item that is within the jurisdiction of the Chino Basin Desalter Authority; however, no action may be taken on any item not appearing on the agenda unless the action is otherwise authorized by Subdivision (b) of Section 54954.2 of the Government Code. Those persons wishing to address the Board of Directors on any matter, whether or not it appears on the agenda, are requested to **submit their request to comment to the Board Secretary no less than one hour prior to the start of the meeting at (909) 218-3230 or [ccosta@chinodesalter.org](mailto:ccosta@chinodesalter.org)***

*Under the provisions of the Brown Act, the CDA Board is prohibited from taking action on non-agendized matters. However, Board Members may respond briefly or refer the communication to staff. The CDA Board may also request the Secretary to calendar an item related to your communication at a future CDA Board meeting.*

## **ADDITIONS TO THE AGENDA**

*In accordance with Section 54954.2 of the Government Code (Brown Act), additions to the agenda require two-thirds vote of the legislative body, or, if less than two-thirds of the members are present, a unanimous vote of those members present, that there is a need to take immediate action and that the need for action came to the attention of the local agency subsequent to the agenda being posted.*

## **CONSENT CALENDAR ITEMS**

*Consent Calendar items are expected to be routine and non-controversial to be acted upon by the Board at one time without discussion. If any Board member, staff member, or interested person requests that an item be removed from the Consent Calendar, it will be moved to the first item on the Action Items*

- 1. MINUTES OF SEPTEMBER 2, 2021 SPECIAL BOARD MEETING**
- 2. TREASURER'S FINANCIAL AFFAIRS REPORT**  
Report by: Jose Garcia, CDA Principal Accountant
- 3. TREASURER'S REPORT ON GENERAL DISBURSEMENTS**  
Report by: Jose Garcia, CDA Principal Accountant
- 4. INVESTMENT REPORT**  
Report by: Jose Garcia, CDA Principal Accountant

## **ACTION ITEMS**

Prior to action of the CDA Board, any member of the public will have the opportunity to address the CDA Board on any item listed on the agenda by submitting written comments at least one hour prior to the start of the meeting at (909) 218-3230 or [ccosta@chinodesalter.org](mailto:ccosta@chinodesalter.org). Please note the agenda item number in your email. Comments will be read aloud during the meeting by the Board Secretary.

5. **RESOLUTION 2021-06 PROCLAIMING A LOCAL EMERGENCY, RATIFYING THE PROCLAMATION OF A STATE OF EMERGENCY BY EXECUTIVE ORDERS N-25-20, N-29-20 AND N-35-20, AND AUTHORIZING REMOTE TELECONFERENCE MEETINGS FOR A THIRTY (30) DAY PERIOD PURSUANT TO BROWN ACT PROVISIONS**

### **RECOMMENDATION:**

1. Approve Resolution 2021-06, proclaiming a local emergency, ratifying the proclamation of a state of emergency by Executive Orders N-25-20, N-29-20 and N-35-20, and authorizing remote teleconference meetings for a thirty (30) day period pursuant to Brown Act provisions

6. **HAZEN & SAWYER AGREEMENT FOR CHINO I DESALTER MEMBRANE SYSTEM OPERATION MONITORING USING POWER-BI DYNAMIC DASHBOARDS**

### **RECOMMENDATION:**

1. Approve a Professional Services Agreement with Hazen and Sawyer for consulting engineering services in the not-to-exceed amount of \$106,000; and
2. Authorize the General Manager/CEO to finalize and execute the agreement, with subsequent authorizations up to a not-to-exceed total of \$106,000.

## **INFORMATION ITEMS**

7. **QUARTERLY OPERATIONS REPORT**

Report By: Thomas O'Neill, CDA General Manager/CEO

8. **QUARTERLY SOUTH ARCHIBALD PLUME REPORT**

Report By: Cindy Miller, Hazen & Sawyer, South Archibald Plume Program Manager

## **STAFF COMMENTS**

- i. Deputy CDA General Counsel, Allison Burns
- ii. CDA CFO/Treasurer, Michael Chung
- iii. CDA General Manager/CEO, Thomas O'Neill



## **CLOSED SESSION**

*The Authority may adjourn to a Closed Session to consider litigation matters, personnel matters, or other matters as provided for in the Ralph M. Brown Act (Section 54950 et seq., of the Government Code).*

- 9. CONFERENCE WITH LEGAL COUNSEL – ANTICIPATED LITIGATION:  
CONSIDERATION OF INITIATION OF LITIGATION PURSUANT TO GOVERNMENT  
CODE SECTION 54956.9(D)(4)  
(ONE POTENTIAL CASE)**
- 10. CONFERENCE WITH LEGAL COUNSEL – ANTICIPATED LITIGATION:  
SIGNIFICANT EXPOSURE TO LITIGATION PURSUANT TO GOVERNMENT CODE  
SECTION 54956.9(D)(2)  
(ONE POTENTIAL CASE)**


## **DIRECTOR COMMENTS**

### **ADJOURN**

#### ***Declaration of Posting***

Any person with a disability who requires accommodations in order to participate in this meeting or for package materials in an alternative format should telephone Executive Assistant Casey Costa at (909) 218-3730, at least 48 hours prior to the meeting in order to make a request for a disability-related modification or accommodation. All accommodation requests will be handled swiftly and resolving all doubts in favor of access. Copies of records provided to Board Members which relate to any agenda item to be discussed in open session may be obtained from Chino Basin Desalter Authority at 3550 Philadelphia Street, Suite 170, Ontario, CA 91761.

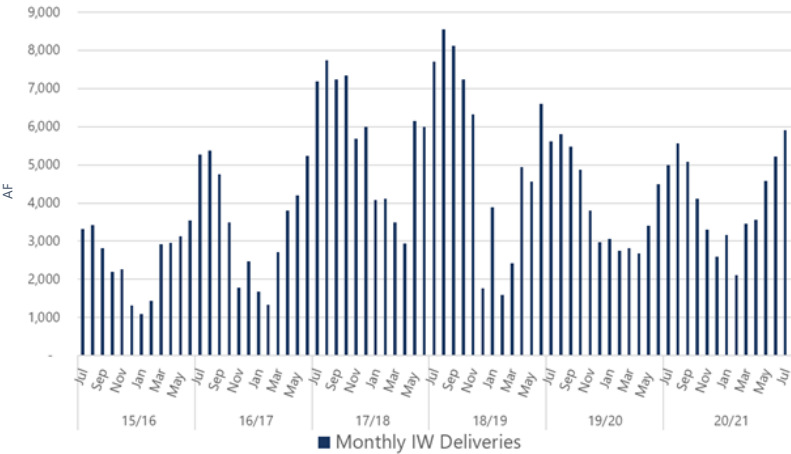
*I, Casey Costa, Executive Assistant to the Chino Basin Desalter Authority, hereby certify that a copy of this agenda has been posted by 2:00 p.m. at the Chino Basin Desalter Authority's main office, 3550 Philadelphia Street, Suite 170, Ontario, CA on October 4, 2021.*

  
\_\_\_\_\_  
Casey Costa, Executive Assistant

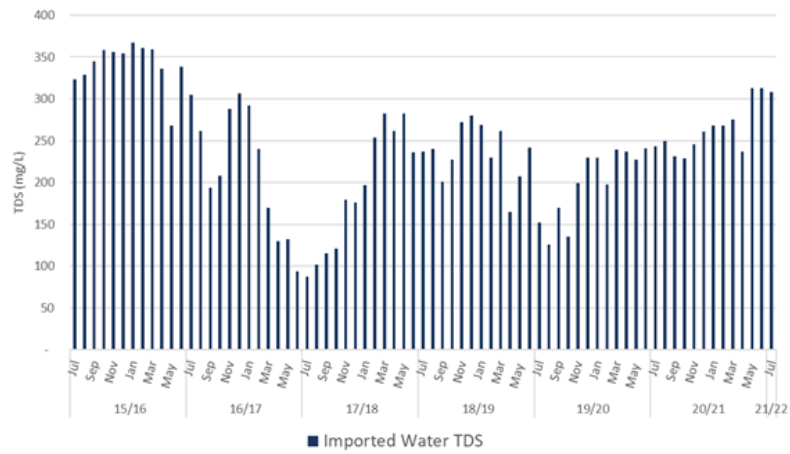
# **GENERAL MANAGER'S REPORT**

### Imported Water

Full Service Imported Water Deliveries Summary  
(FY 2015/16 to 2020/21)

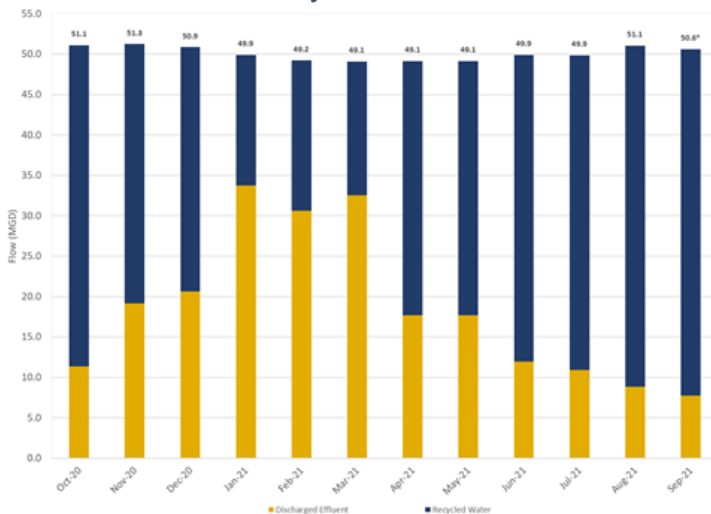


Imported Water TDS Summary  
(FY 2015/16 to 2020/21)

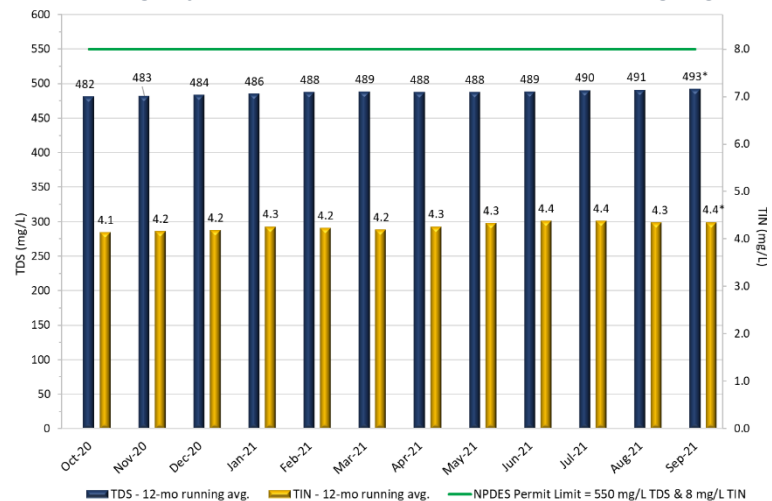


### Recycled Water

Recycled Water Use



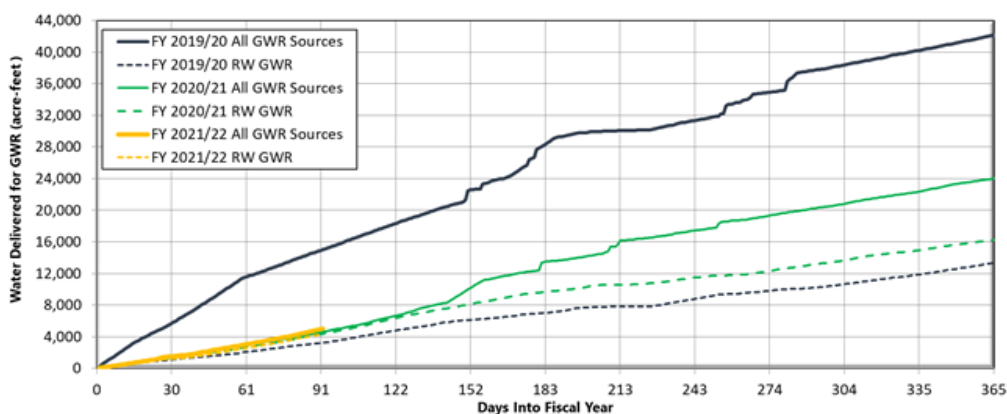
Agency-Wide Effluent TDS & TIN – 12-Month Running Avg



\*Preliminary Data

\* Preliminary Data

### Total Groundwater Recharge & Recycled Water Delivered to Groundwater Recharge

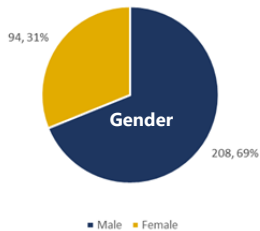
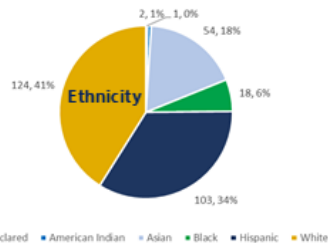


#### SEPTEMBER 2021 NOTES:

- The total stormwater and dry weather flows recharged in September is preliminarily estimated at 64 acre-feet.
- Recycled water delivered for recharge in September totaled 1,810 acre-feet.
- Imported water from Cucamonga basin into Chino basin preliminarily totaled 28 acre-feet.
- Chino Basin Watermaster will remove 4.2% for evaporation losses from delivered supplemental water sources (imported water and recycled water).
- Considering evaporation losses, total recharge for September is preliminarily estimated at 1,825 acre-feet.

## Human Resources

### Pulse of the Organization



#### COVID-19 Response:

Management team and key staff members continue to meet regularly to discuss Agency impacts from COVID-19.



[Bid & Award Look Ahead Schedule](#)

[Active Capital Improvement Project Status](#)

[Emergency Projects](#)

## Agency Highlights

- On September 10<sup>th</sup>, the Agency hosted a Meet & Greet with MWD General Manager Adel Hagekhalil. The event was held outdoors and attended by our member agencies and regional stakeholders.
- IERCF staff celebrated a safety record of more than two years with no recordable or lost time accidents. The entire team enjoyed a nice lunch with the Executive Manager of Operations and shared words about safety.
- RP-1 Operations completed the last shutdown tie in (SDTI) of the mechanical restoration project. Over the last 14 months, Operations completed approximately 30 SDTIs to accommodate the contractors work. The mechanical restoration project replaced the return activated sludge and waste activated sludge pumps, associated piping along with all the electrical equipment.
- In response to escalating drought conditions, the Board adopted Resolution No. 2021-9-7 in support of Metropolitan Water District's Declaration of a Condition 2 – Water Supply Alert.
- Operations received a certificate of Recognition award from Los Angeles County Sanitation Districts. The award recognizes Significant Industrial Users that were in full compliance with their non-reclaimable wastewater (NRW) discharge permit for calendar year 2020. RP-1 utilizes the NRW line to discharge approximately 420,000 gallons per day of high ammonia centrate which is then sent to the Los Angeles County Sanitation Districts for further treatment.
- On September 29<sup>th</sup>, IEUA Board and Policy Committee held a joint workshop on the CBP/WSIP Program. A Notice of Preparation (NOP) for the Program's Environmental Impact Report was issued and a public scoping meeting was held on October 6 to receive public comments.
- IEUA has been hosting workgroup meetings with the retail water agency General Managers to review how evolving external factors may warrant new design considerations of IEUA's Regional Water Use Efficiency Program.
- Staff continues to provide tours of the construction of the RP-5 Expansion Project site to IEUA staff as well as staff and policy members from outside agencies.

## Grants

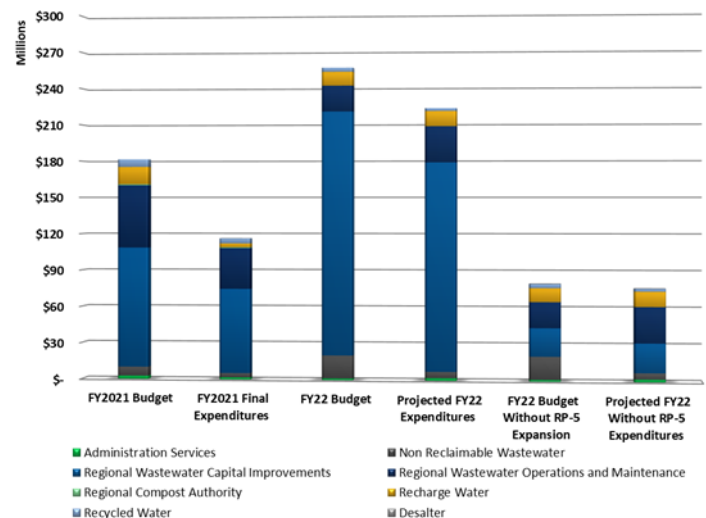
### Grant Agreements and Applications

#### FUNDING APPLICATIONS IN PROGRESS

- \$100K** California Department of Finance – Independent Special District COVID-19 Relief Funding – Hardware/Software Costs to Facilitate Remote Work
- \$500K** U.S. Bureau of Reclamation – **WaterSMART**: Water and Energy Efficiency Grants – Landscape Water Conservation Program

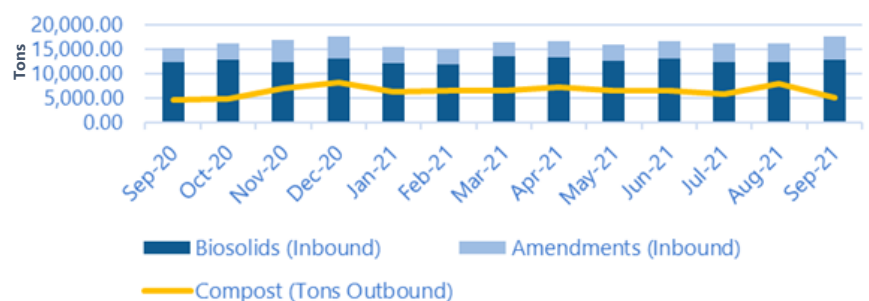


## Engineering & Construction Management FY 20/21 & 21/22 Budget Status Update



## Biosolids/Compost

### IERCF Inbound & Outbound

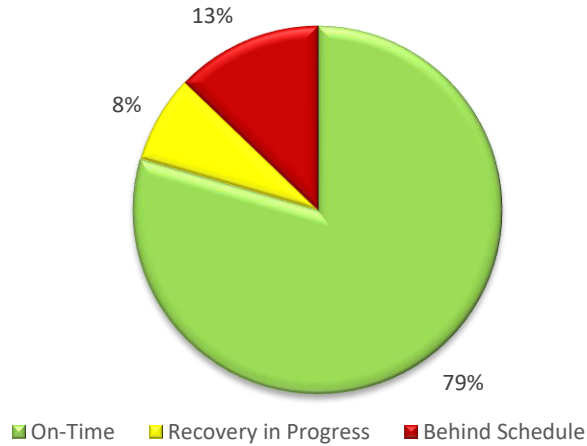


## Bid and Award Look Ahead Schedule

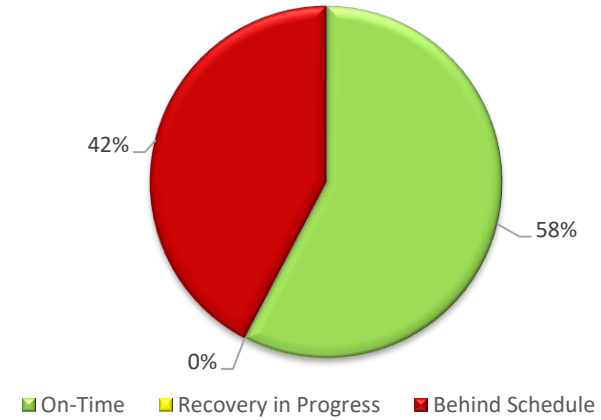
Bid and Award Look Ahead Schedule			
	Project Name	Projected Bid Opening Date	Projected Bid Award Date
	Sep-21		
1	PA17006.03 RP-1 Aeration Membrane Replacement	7/20/2021	9/15/2021
	Oct-21		
2	EN20040.00 HQ Driveway Improvements	8/31/2021	10/20/2021
3	RW15003.03 Montclair Basin Improvements	9/8/2021	10/20/2021
	Nov-21		
4	EN22043.00 Agency Wide Chemical Containment Area Rehabilitation Phase 2	9/5/2021	11/17/2021
	Dec-21		
5	EN22042.00 RP-4 Ammonia Analyzer and Support System	11/3/2021	12/15/2021
6	EN21042.00 RP-1 East Influent Gate Replacement	11/3/2021	12/15/2021
	Jan-22		
7	EN11039.00 RP-1 Disinfection Pump Improvements	11/16/2021	1/19/2022
8	EN22014.00 NRWS Manhole Upgrades FY 21/22	11/26/2021	1/19/2022
9	EN22015.00 Collection System Upgrades FY 21/22	11/26/2021	1/19/2022
10	EN20064.00 NSNT Sewer Siphon Replacement	12/2/2021	1/19/2022
	April-22		
11	EN23002.00 Philadelphia Lift Station Force Main Improvements	11/11/2021	4/13/2022
	May-22		
12	EN0000000066 Preserve Lift Station Improvements	4/6/2022	5/18/2022
	Jun22		
13	EN17006.00 CCWRF Asset Management and Improvements	4/28/2022	6/15/2022

## Active Capital Improvement Project Status

### Design Schedule Performance



### Construction Schedule Performance



### Agency-Wide

No.	Project ID	Project Title	Total Expenditures thru 7/31 (\$)	Total Project Budget (\$)	Project Schedule Performance	Status	Schedule Recovery Plan
1	EN22040.00	NFPA 70E Arc Flash Labels	-	210,000	On-Time	Project Evaluation	
2	EN19024.00	Regional System Asset Management (Assessment Only)	1,039,068	2,800,000	On-Time	Pre-Design	
3	EN19023.00	Asset Management Planning Document	477,183	750,000	On-Time	Pre-Design	
4	PA20003.00	Agency Wide Paving	91,580	640,000	On-Time	Design	
5	EN19051.00	RW Hydraulic Modeling	88,345	225,282	On-Time	Design	
6	FM21005.01	Agency Wide Roofing Phase IV	77,763	-	Recovery in Progress	Design	The planned project's milestones were adjusted to ensure available funding based on the TYCIP. However, if materials become available and costs stabilize, the Agency will move forward on the original schedule.
7	EN22043.00	Agency Wide Chemical Containment Area Rehabilitation Phase 2	430	505,000	On-Time	Design	
8	EN21036.01	CB-11 Turnout Cabinet Repairs	14,649	100,000	On-Time	Bid & Award	
9	EN19030.00	WC Asset Management (Assessment Only)	63,805	130,000	On-Time	Construction	
Sub Total			1,856,973	5,460,282			

### Carbon Canyon

No.	Project ID	Project Title	Total Expenditures thru 7/31 (\$)	Total Project Budget (\$)	Project Schedule Performance	Status	Schedule Recovery Plan
10	EN17006.00	CCWRF Asset Management and Improvements	3,624,783	26,803,299	Recovery in Process	Design	The delays are due to the waiting period needed for the approval of the project for the WIFIA funding.
Sub Total			3,624,783	26,803,299			



## Chino Desalter Authority (CDA)

No.	Project ID	Project Title	Total Expenditures thru 7/31 (\$)	Total Project Budget (\$)	Project Schedule Performance	Status	Schedule Recovery Plan
11	EN16021.00	TCE Plume Cleanup	29,300,978	26,200,000	Behind Schedule	Construction	The project had to address additional regulatory requirements which resulted in additional scope, cost, and extended schedule. The project received regulatory approval on these delays.
		<i>Sub Total</i>	<i>29,300,978</i>	<i>26,200,000</i>			

## Collections

No.	Project ID	Project Title	Total Expenditures thru 7/31 (\$)	Total Project Budget (\$)	Project Schedule Performance	Status	Schedule Recovery Plan
12	EN22015.00	Collection System Upgrades FY 21/22	416	500,000	On-Time	Project Evaluation	
13	EN22014.00	NRWS Manhole Upgrades FY 21/22	327	200,000	On-Time	Project Evaluation	
14	EN21058.00	Regional Sewer-Hydraulic Modeling	-	70,000	On-Time	Pre-Design	
15	EN20064.00	NSNT Odor Complaints Mitigation	318,207	500,000	On-Time	Design	
16	EN19025.00	Regional Force Main Improvements	1,481,399	4,800,000	Behind Schedule	Construction	Construction has been delayed due to interference with existing utilities and revised traffic control requirements. The contractor has agreed to a non-compensable time extension. No recovery is possible.
17	EN19028.00	NRW Manhole and Pipeline Condition Assessment	374,780	915,000	On-Time	Construction	
18	EN22002.00	NRW East End Flowmeter Replacement	2,497,707	3,600,000	Behind Schedule	Construction	The Contractor has been issued 2 change orders with time extensions. Delays were caused by the relocation of an unknown SoCalGas pipeline and COVID-19 impacts to the delivery of the ABB Flow Meter. The new contract completion date is 9/28/2021.
19	EN19027.00	NRW Pipeline Relining Along Cucamonga Creek	290,532	2,395,000	On-Time	Construction	
20	EN20056.00	RSS Haven Avenue Repairs	377,056	5,850,000	On-Time	Construction	
21	EN21014.00	NRWS Manhole Upgrades FY 20/21	117,514	180,000	On-Time	Project Acceptance	
22	EN21015.00	Collection System Upgrades FY 20/21	360,342	500,000	On-Time	Project Acceptance	
23	EN22038.00	RP-2 Digester 3 & 4 Exterior Condition Assessment & Repairs	-	35,000	N/A	Not Started	
24	EN22036.00	RP-1 Centrate Pipeline Assessment	-	11,000	N/A	Not Started	
25	EN22039.00	RP-4 SCADA Performance Improvement	-	1,015,000	N/A	Not Started	
26	EN22046.00	New NRW Project PDR's	-	450,000	N/A	Not Started	
		<i>Sub Total</i>	<i>5,818,280</i>	<i>21,021,000</i>			

## Groundwater Recharge

No.	Project ID	Project Title	Total Expenditures thru 7/31 (\$)	Total Project Budget (\$)	Project Schedule Performance	Status	Schedule Recovery Plan
27	EN21051.00	Ely Monitoring Well	64,757	585,000	On-Time	Pre-Design	
28	RW15003.03	Montclair Basin Improvements	292,428	1,788,100	Behind Schedule	Design	The project is still waiting on the final 401 permit with the state. Bid and award will begin in late July or August. The project schedule will be re-baselined after the construction contract award.
29	RW15003.06	Wineville/Jurupa/Force Main Improvements	1,372,310	14,517,842	Behind Schedule	Construction	The project was awarded to MNR. The project will be re-baselined after confirming the project timeline with MNR.
30	RW15004.00	Lower Day Basin Improvements	3,759,409	4,008,000	Behind Schedule	Construction	The Project had unforeseen COVID-19 delays due to Southern California Edison (SCE) not completing its electrical connection for the project as initially scheduled. The current plan is to adjust the schedule to meet SCE's timeline and work with the contractor to mitigate any further delays.
31	EN22049.00	GWR-RW OIT Upgrades	-	56,100	N/A	Not Started	
32	EN21057.00	Recharge Basin Clean-up of Illegally Dumped Materials	632	245,538	N/A	Not Started	
		<i>Sub Total</i>	<i>5,489,536</i>	<i>21,200,580</i>			

## Headquarters

No.	Project ID	Project Title	Total Expenditures thru 7/31 (\$)	Total Project Budget (\$)	Project Schedule Performance	Status	Schedule Recovery Plan
33	EN21049.00	Main HDQ Improvements Office Addition	39,320	110,000	On-Time	Design	
34	EN20040.00	HQ Driveway Improvements	119,601	300,000	On-Time	Bid & Award	
35	EN20008.00	HQ Parking Lot FY19/20	51,324	440,000	On-Time	Bid & Award	
		<i>Sub Total</i>	<i>210,245</i>	<i>850,000</i>			

## Lift Stations

No.	Project ID	Project Title	Total Expenditures thru 7/31 (\$)	Total Project Budget (\$)	Project Schedule Performance	Status	Schedule Recovery Plan
36	EN22020.00	Philadelphia Lift Station Pump Upgrades	-	2,500,000	On-Time	Project Evaluation	
37	EN22048.00	PLS Generator Control Panel Retrofit/Modernization	-	45,000	On-Time	Project Evaluation	
38	EN0000000066	Preserve Lift Station Improvements	37,912	-	Recovery in Progress	Pre-Design	After delays during the RFP process to receive three responsive proposals, additional time is needed to draft a reimbursement agreement between IEUA and the City of Chino. It is expected that lost time will be recovered during design and construction.
39	EN23002.00	Philadelphia Lift Station Force Main Improvements	1,094,486	18,258,000	Behind Schedule	Design	The delays to the schedule are attributed to addressing the City of Ontario's comments in addition to awaiting the WIFIA funding approval and availability. The project will be re-baselined at construction contract award.
40	EN22023.00	Prado Dechlor Sump Pump Replacement	-	360,000	N/A	Not Started	
41	EN22037.00	Prado De-Chlorination Station Inundation Protection	-	380,000	N/A	Not Started	
		<i>Sub Total</i>	<i>1,132,398</i>	<i>21,543,000</i>			

## Regional Water Recycling Plant No. 1 (RP-1)

No.	Project ID	Project Title	Total Expenditures thru 7/31 (\$)	Total Project Budget (\$)	Project Schedule Performance	Status	Schedule Recovery Plan
42	EN22031.00	RP-1 Influent Pump Station Electrical Improvements	1,627	3,000,000	On-Time	Project Evaluation	
43	EN22034.00	RP-1 Generator Control Panel Retrofit/Modernization	-	3,000,000	On-Time	Project Evaluation	
44	EN13016.05	SCADA Enterprise System - (Regional Water Recycling Plant No. 1)	2,459,604	7,091,113	Behind Schedule	Pre-Design	The project is behind schedule because the RP-4 SCADA migration was re-sequenced and completed before RP-1. The project will be re-baselined once the construction contract is awarded for RP-1. The project is being expedited as much as possible; schedule recovery is not possible.
45	EN21053.00	RP-1 Old Effluent Structure Rehabilitation	80,747	630,000	On-Time	Pre-Design	
46	EN22041.00	RP-1 Aeration Basins Utility Water System Improvement	-	145,000	On-Time	Project Evaluation	
47	EN21042.00	RP-1 East Influent Gate Replacement	18,745	450,000	On-Time	Design	
48	EN20045.00	RP-1 TP-1 Level Sensor Replacement	35,369	200,000	On-Time	Design	
49	PA17006.03	Agency-Wide Aeration (Budget is in PA17006)	506,680	2,956,605	Behind Schedule	Bid & Award	Additional time was required to receive the final quote from the panel manufacturer which resulted in the project being behind schedule. The project will be re-baselined at the start of construction.
50	EN21044.00	RP-1 Dewatering Centrate and Drainage Valves (MOV)	91,061	320,000	On-Time	Construction	
51	EN19043.00	RP-1 Centrifuge Foul Air Line	347,193	445,000	On-Time	Construction	

## Regional Water Recycling Plant No. 1 (RP-1)

No.	Project ID	Project Title	Total Expenditures thru 7/31 (\$)	Total Project Budget (\$)	Project Schedule Performance	Status	Schedule Recovery Plan
52	EN20041.00	RP-1 TP-1 Bleach Mixing Repairs	228,816	680,000	Behind Schedule	Construction	Schedule delays were caused by extensive field investigations and coordination with Operations staff to ensure a proper interface with the existing electrical and control systems. This came during the chemical metering pumps skid submittal review and approval process a non-compensable time extension was processed to address the schedule delay. Recovery is not possible.
53	EN20065.00	RP-1 Solids Hot Water Loop Valves	1,083,578	1,560,000	Behind Schedule	Construction	The project has unforeseen delays in procurement of the new pipeline. Additional days have been added to the contract to account for those delays. Currently no recovery is possible, but the project is moving quickly now that materials are on site.
54	EN17082.00	Mechanical Restoration and Upgrades	8,800,262	10,146,000	Behind Schedule	Construction	The project is behind schedule due to COVID-19 delaying pump manufacturing. Additional delays were also incurred due to unexpected fiber optic cables that needed to be re-routed in the field. The construction contract has been extended to 9/04/2021. The project is being expedited as much as possible; schedule recovery is not possible.
55	EN18006.00	RP-1 Flare Improvements	3,953,421	7,650,000	Behind Schedule	Construction	Due to conflict with numerous underground utilities, part of the original design such as equipment foundations and mechanical gas piping could not be constructed. Redesign of this system resulted in schedule delays, change orders and overhead cost claimed by the Contractor. Potential project completion date is now March 2022. Schedule recovery is not possible.
56	EN17042.00	Digester 6 and 7 Roof Repairs	5,019,360	6,731,000	Behind Schedule	Construction	Multiple construction delays occurred during the construction phase of Digester No.6, including the loss of the coatings sub-contractor, have placed the project behind schedule and recovery is not possible. A non-compensable time extension change order has been prepared for this purpose. Digester 6 repairs have been completed, and startup is near completion. Digester 7 activities will follow. The project will be re-baselined after the construction contract award for Digester 7.
57	EN22025.00	RP-1 Dump Station	-	2,121,100	N/A	Not Started	
58	EN19009.00	RP-1 Energy Recovery	-	4,425,000	N/A	Not Started	
59	EN21056.00	RP-1 Evaporative Cooling for Aeration Blower Building	-	300,000	N/A	Not Started	
60	EN22021.00	RP-1 Digester Area Utility Water (UW) Line Replacement	-	100,000	N/A	Not Started	
61	EN22022.00	RP-1 Air Compressor Upgrades	-	1,750,000	N/A	Not Started	
62	EN22024.00	RP-1 Digester Cleaning Service Contract	-	15,000,000	N/A	Not Started	
63	EN22032.00	RP-1 TP-1 Stormwater Drainage Upgrades	-	50,000	N/A	Not Started	
64	EN22044.00	RP-1 Thickening Building & Acid Phase Digester	2,685	100,000,000	N/A	Not Started	
		<i>Sub Total</i>	<i>22,629,148</i>	<i>168,750,818</i>			

## Regional Water Recycling Plant No. 4 (RP-4)

No.	Project ID	Project Title	Total Expenditures thru 7/31 (\$)	Total Project Budget (\$)	Project Schedule Performance		Schedule Recovery Plan
65	EN22035.00	RP-4 Generator Control Panel Retrofit/Modernization	-	50,000	On-Time	Project Evaluation	
66	EN22042.00	RP-4 Ammonia Analyzer and Support System	-	500,000	On-Time	Project Evaluation	
67	EN21041.00	RP-4 Contact Basin Cover & Wet Well Passive Overflow Replacement	135,475	3,920,000	On-Time	Pre-Design	
68	EN17043.00	RP4 Primary Clarifier Rehab	4,147,648	5,181,542	On-Time	Construction	
69	EN17110.00	RP-4 Process Improvements	13,253,702	18,409,948	On-Time	Construction	
70	EN17110.03	RP-4 Aeration Basin Wall Repair	2,769,415	5,052,448	On-Time	Construction	
71	EN21060.00	RP-4 Energy Meters	37,789	50,000	Behind Schedule	Construction	Implementation of new communication protocols for the meters/relays into the PlantPax system is causing project delays. In-house integration will be completed by September. Completion is being expedited as much as possible, however schedule recovery is not possible.
72	EN21034.03	RP-4 12kV Breaker Repair and PM	-	50,000	On-Time	Construction	
		<i>Sub Total</i>	<i>20,344,029</i>	<i>33,213,938</i>			

## Regional Water Recycling Plant No. 5 (RP-5)

No.	Project ID	Project Title	Total Expenditures thru 7/31 (\$)	Total Project Budget (\$)	Project Schedule Performance	Status	Schedule Recovery Plan
74	EN21047.00	RP-5 Bar Screen Inlet Gate Actuators Replacement	3,062	370,000	On-Time	Project Evaluation	
75	EN22033.00	RP-5 Emergency Generator Load Bank Installation	-	120,000	On-Time	Project Evaluation	
76	EN19001.00	RP-5 Expansion to 30 mgd	45,113,772	175,000,000	On-Time	Construction	
77	EN19006.00	RP-5 Biosolids Facility	45,657,105	165,400,000	On-Time	Construction	
		<i>Sub Total</i>	<i>90,773,939</i>	<i>340,890,000</i>			

## Recycled Water

No.	Project ID	Project Title	Total Expenditures thru 7/31 (\$)	Total Project Budget (\$)	Project Schedule Performance	Status	Schedule Recovery Plan
78	EN15002.00	1158 Reservoir Site Cleanup	142,949	1,215,000	Behind Schedule	Project Evaluation	The Department of Toxic Substances Control (DTSC) received and reviewed the project Work Plan. DTSC also completed the Facility-initiated Corrective Agreement (FICA) with IEUA and is now requesting a complete Soil Management Plan (SMP) which was not requested earlier. The project will be re-baselined upon approval from DTCS when the overall scope has been defined.
79	EN21045.00	Montclair Force Main Improvements	106,659	6,800,000	On-Time	Pre-Design	
80	EN21050.00	8th Street RW Turnout Connection to the 1630 W Pipeline	65,987	835,000	On-Time	Pre-Design	
81	EN17041.00	Orchard Recycled Water Turnout Improvements	257,485	477,000	On-Time	Project Acceptance	
82	EN22047.00	New Recycled Water Project PDR's	-	450,000	N/A	Not Started	
		<i>Sub Total</i>	<i>573,081</i>	<i>9,777,000</i>			
		<i>Overall Totals</i>	<i>181,860,800</i>	<i>675,709,917</i>			

## Emergency Projects

Active FY20/21 Emergency Projects									
	Project ID	Contractor	Task Order Description (Details of Circumstance and Cause of the Emergency)	Location	TO #	Original Not-to-Exceed /Estimate	Actual Cost thru 7/31/2021	Date of Award	Status
RP-1									
1	EN21017.08	General Engineering	RP-1 Digester 3 & 4 Utility Water Leak	RP-1	TO-0002	11,954	2,139	6/14/2021	Active
				Sub Totals		11,954	2,139		
				Grand Total		11,954	2,139		

FY21/22 Emergency Projects									
	Project ID	Contractor	Task Order Description	Location	TO #	Original Not-to-Exceed /Estimate	Actual Cost thru 7/31/2021	Date of Award	Status
CCWRF									
1	EN22017.01	W.A. Rasic Construction Co., Inc.	CCWRF Secondary Clarifier and Headworks Leak Repair	CCWRF	TO-0028	15,888	0	7/22/2021	Active
				Sub Totals		15,888	0		
CCWRF									
2	EN22017.02	W.A. Rasic Construction Co., Inc.	42" 1158 RW Leak	RW	TO-0029	236,000	0	7/22/2021	Active
				Sub Totals		236,000	0		
				Grand Total		251,888	0		

July Emergency Project(s)							
Contractor	Task Order Description	Details of the Circumstances/Cause of Emergency	Scope of Repair	Location	Date of Call Out	Not-to-Exceed /Estimate	
W.A. Rasic Construction Co., Inc.	CCWRF Secondary Clarifier and Headworks Leak Repair	Two Recycled Water line leaks, one at Headworks and one at the Secondary Clarifier. Headworks leak assumed to be a result of concrete work completed adjacent to leak location at end of June 2021. Secondary clarifier leak assumed to be a result of settling in the tank area, as has been a historic occurrence over the years.	Locate the area of the leak at the Secondary Clarifier and Headworks. Repair recycled water line. Backfill and Clean up area.	CCWRF	7/22/2021	15,888	
W.A. Rasic Construction Co., Inc.	42" 1158 RW Leak	1158 42" Pipeline was struck by a contractor driving piles for shoring into the ground.	W.A. Rasic Responded to the Level 1 call out to repair the leak. Due to failed isolation valves the contractor needed to dig up and remove or bypass the valves. Contractor patched the leak located underneath the 10 FWY on the east side of the day creek channel	RW System	7/30/2021	236,000	