



**AGENDA
REGULAR MEETING OF THE
BOARD OF DIRECTORS**

**WEDNESDAY, JULY 21, 2021
10:00 A.M.**

**INLAND EMPIRE UTILITIES AGENCY*
VIEW THE MEETING LIVE ONLINE AT IEUA.ORG
TELEPHONE ACCESS: (415) 856-9169 / Conf Code: 811 284 110#**

PURSUANT TO THE PROVISIONS OF EXECUTIVE ORDERS N-25-20 AND N-29-20 ISSUED BY GOVERNOR GAVIN NEWSOM IN MARCH 2020 AND IN AN EFFORT TO PROTECT PUBLIC HEALTH AND PREVENT THE SPREAD OF COVID-19, THERE WILL BE NO PUBLIC LOCATION AVAILABLE FOR IN-PERSON ATTENDANCE.

The public may participate and provide public comment during the meeting by dialing into the number provided above. Alternatively, public comments may be emailed to the Board Secretary/Office Manager Denise Garzaro at dgarzaro@ieua.org no later than 24 hours prior to the scheduled meeting time. Comments will be read into the record during the meeting.

CALL TO ORDER OF THE INLAND EMPIRE UTILITIES AGENCY BOARD OF DIRECTORS MEETING

FLAG SALUTE

PUBLIC COMMENT

Members of the public may address the Board on any item that is within the jurisdiction of the Board; however, no action may be taken on any item not appearing on the agenda unless the action is otherwise authorized by Subdivision (b) of Section 54954.2 of the Government Code. Those persons wishing to address the Board on any matter, whether or not it appears on the agenda, are requested to email the Board Secretary no later than 24 hours prior to the scheduled meeting time or address the Board during the public comments section of the meeting. Comments will be limited to three minutes per speaker. Thank you.

ADDITIONS TO THE AGENDA

In accordance with Section 54954.2 of the Government Code (Brown Act), additions to the agenda require two-thirds vote of the legislative body, or, if less than two-thirds of the members are present, a unanimous vote of those members present, that there is a need to take immediate action and that the need for action came to the attention of the local agency subsequent to the agenda being posted.

*A Municipal Water District

NEW, PROMOTED AND RECLASSIFIED EMPLOYEE INTRODUCTIONS

1. CONSENT ITEMS

NOTICE: All matters listed under the Consent Calendar are considered to be routine and non-controversial and will be acted upon by the Board by one motion in the form listed below. There will be no separate discussion on these items prior to the time the Board votes unless any Board members, staff or the public requests specific items be discussed and/or removed from the Consent Calendar for separate action.

A. MINUTES

Approve minutes of the June 16, 2021 Board Meeting.

B. REPORT ON GENERAL DISBURSEMENTS

Staff recommends that the Board approve the total disbursements for the month of May 2021 in the amount of \$32,289,412.05.

C. RP-1 SOLIDS HOT WATER LOOP REPLACEMENT CHANGE ORDER (Eng, Ops & WR)

Staff recommends that the Board:

1. Approve a construction change order for the RP-1 Solids Hot Water Loop Replacement, Project No. EN20065, to Ferreira Construction Co., for the not-to-exceed amount of \$180,000 increasing the contract from \$996,000 to \$1,176,000 (approximately 18.1% increase); and
2. Authorize the General Manager to execute the change order, subject to non-substantive changes.

D. CHINO BASIN PROGRAM FEASIBILITY STUDY CONTRACT AMENDMENT (Eng, Ops & WR)

Staff recommends that the Board:

1. Approve a contract amendment with West Yost, Contract No. 4600002991, for the Chino Basin Program Feasibility Work in the amount of \$96,690, increasing the contract from \$149,950 to a not-to-exceed amount of \$246,640; and
2. Authorize the General Manager to execute the contract amendment, subject to non-substantive changes.

2. ACTION ITEM

A. PURCHASE OF AGENCY-WIDE INSURANCE

Staff recommends that the Board:

1. Ratify the purchase of Agency-wide insurance policies providing coverage through Fiscal Year 2021/22 for the following amounts:
 - a. Excess General Liability insurance in the amount of \$628,393;
 - b. Property, Boiler & Machinery insurance in the amount of \$775,118;
 - c. Excess Workers' Compensation insurance in the amount of \$104,933; and
2. Approve a budget amendment in the amount of \$350,000 for the purchase of insurance.

3. INFORMATION ITEMS

A. WATER STORAGE INVESTMENT PROGRAM/CHINO BASIN PROGRAM UPDATE (ORAL)

B. ASSET MANAGEMENT UPDATE (POWERPOINT)

C. CENSUS 2020 REDISTRICTING UPDATE (WRITTEN) (*Community & Leg*)

D. ENGINEERING AND CONSTRUCTION MANAGEMENT PROJECT UPDATES (POWERPOINT) (*Eng/Ops/WR*)

E. RP-5 SOLIDS HANDLING FACILITY FUTURE USES EVALUATION UPDATE (POWERPOINT) (*Eng/Ops/WR*)

RECEIVE AND FILE INFORMATION ITEMS

F. STATE LEGISLATIVE REPORT AND MATRIX FROM WEST COAST ADVISORS (WRITTEN) (*Community & Leg*)

G. FEDERAL LEGISLATIVE REPORT AND MATRIX FROM INNOVATIVE FEDERAL STRATEGIES (WRITTEN) (*Community & Leg*)

H. CALIFORNIA STRATEGIES, LLC MONTHLY ACTIVITY REPORT (WRITTEN) (*Community & Leg*)

I. PUBLIC OUTREACH AND COMMUNICATION (WRITTEN) (*Community & Leg*)

J. OPERATIONS DIVISION QUARTERLY UPDATE (POWERPOINT) (*Eng/Ops/WR*)

K. RP-5 EXPANSION PROJECT UPDATE: JULY 2021 (POWERPOINT) (*Eng/Ops/WR*)

- L. 4th QUARTER STRATEGIC PLANNING & RESOURCES UPDATE (POWERPOINT) *(Eng/Ops/WR)*
- M. TREASURER'S REPORT OF FINANCIAL AFFAIRS (WRITTEN/POWERPOINT)

4. AGENCY REPRESENTATIVES' REPORTS

- A. SANTA ANA WATERSHED PROJECT AUTHORITY REPORT (WRITTEN)
July 20, 2021 SAWPA Commission meeting
- B. METROPOLITAN WATER DISTRICT OF SOUTHERN CALIFORNIA REPORT (WRITTEN)
July 13, 2021 MWD Board meeting
- C. REGIONAL SEWERAGE PROGRAM POLICY COMMITTEE REPORT (WRITTEN)
July 1, 2021 Regional Sewerage Program Policy Committee meeting
- D. CHINO BASIN WATERMASTER REPORT (WRITTEN)
June 24, 2021 CBWM Board meeting
- E. CHINO BASIN DESALTER AUTHORITY (WRITTEN)
July 1, 2021 Special CDA Board meeting
- F. INLAND EMPIRE REGIONAL COMPOSTING AUTHORITY
The next IERCA Board meeting is scheduled for August 2, 2021

5. GENERAL MANAGER'S REPORT (WRITTEN)

6. BOARD OF DIRECTORS' REQUESTED FUTURE AGENDA ITEMS

7. DIRECTORS' COMMENTS

A. CONFERENCE REPORTS

This is the time and place for the Members of the Board to report on prescheduled Committee/District Representative Assignment meetings, which were held since the last regular Board meeting, and/or any other items of interest.

ADJOURN

In compliance with the Americans with Disabilities Act, if you need special assistance to participate in this meeting, please contact the Board Secretary/Office Manager (909) 993-1736, 48 hours prior to the scheduled meeting so that the Agency can make reasonable arrangements.

Declaration of Posting

I, Denise Garzaro, Board Secretary/Office Manager of the Inland Empire Utilities Agency*, a Municipal Water District, hereby certify that a copy of this agenda has been posted by 5:30 p.m. on the Agency's website at www.ieua.org and at the Agency's main office, 6075 Kimball Avenue, Building A, Chino, CA on Thursday, July 15, 2021.



Denise Garzaro, CMC

**CONSENT
CALENDAR
ITEM**

1A



**MINUTES
REGULAR MEETING OF THE
INLAND EMPIRE UTILITIES AGENCY
BOARD OF DIRECTORS**

**WEDNESDAY, JUNE 16, 2021
10:00 A.M.**

DIRECTORS PRESENT:

Steven J. Elie, Secretary/Treasurer

DIRECTORS PRESENT via Video/Teleconference:

Jasmin A. Hall, President
Michael Camacho, Vice President
Paul Hofer
Marco Tule

STAFF PRESENT:

Shivaji Deshmukh, General Manager
Denise Garzaro, Board Secretary/Office Manager
Wilson To, Technology Specialist II

STAFF PRESENT via Video/Teleconference:

Christiana Daisy, Deputy General Manager
Kathy Besser, Executive Manager of External & Government Affairs/Assistant General Manager (AGM)
Christina Valencia, Executive Manager of Finance & Administration/AGM
Randy Lee, Executive Manager of Operations/AGM
Joshua Aguilar, Senior Engineer
Adham Almasri, Principal Engineer
Jerry Burke, Manager of Engineering & Construction Management
Andy Campbell, Groundwater Recharge Coordinator/Hydrogeologist
Javier Chagoyen-Lazaro, Manager of Finance & Accounting
Lucia Diaz, Deputy Manager of Maintenance
Robert Delgado, Manager of Operations & Maintenance
Lisa Dye, Manager of Human Resources
Carolyn Echavarria, Administrative Assistant II
Don Hamlett, Acting Deputy Manager of Integrated Systems Services
Jennifer Hy-Luk, Administrative Assistant II
Joel Ignacio, Senior Engineer
Sylvie Lee, Manager of Strategic Planning & Resources
Eddie Lin, Associate Engineer
Shamia Khan, Intern
Nolan King, Network Administrator
Jason Marseilles, Deputy Manager of Engineering & Construction Management
William McDonnell, Environmental Resources Planner I
Victoria Medinilla, Associate Engineer

Scott Oakden, Manager of Operations & Maintenance
Cathleen Pieroni, Manager of Inter-Agency Relations
Jesse Pompa, Manager of Grants
Sushmitha Reddy, Manager of Laboratories
Jeanina Romero, Executive Assistant
Steven Smith, Senior Associate Engineer
James Spears, Senior Engineer
Travis Sprague, Principal Engineer
Kenneth Tam, Deputy Manager of Strategic Planning & Resources
Teresa Velarde, Manager of Internal Audit
Ryan Ward, Assistant Engineer

OTHERS PRESENT via Video/Teleconference:

Jean Cihigoyenetché, JC Law Firm
Sachi Itagaki, Kennedy Jenks
Cayla Whiteside, Kennedy Jenks

A meeting of the Board of Directors of the Inland Empire Utilities Agency* was held at the office of the Agency, 6075 Kimball Avenue, Building A, Chino, California and via video/teleconference on the above date.

President Hall called the meeting to order at 10:00 a.m. Collections System Supervisor Dan Dyer led the Pledge of Allegiance. Board Secretary/Office Manager Denise Garzaro took roll call and established a quorum.

PUBLIC COMMENT

There were no public comments.

ADDITIONS TO THE AGENDA

There were no changes/additions/deletions to the agenda.

NEW, PROMOTED AND RECLASSIFIED EMPLOYEE INTRODUCTIONS

The following staff members from Finance & Administration Division were hired:

- Ramez Chalaby, Accountant II, hired May 24, 2021, Finance & Accounting
- Deborah Berry, Manager of Finance & Accounting, hired June 14, 2021, Finance & Accounting

The following staff members from the Operations & Maintenance Division were hired and reclassified:

- Miguel Gonzalez, Collections System Supervisor, hired June 2, 2021, Sewer Collections
- Alan Lau, Senior Associate Engineer – P.E., reclassified May 30, 2021, RP-5 Operations
- Jason Dominguez, Recycled Water Distribution Operator, hired May 17, 2021, Groundwater Recharge
- Nigel Salley, Wastewater Treatment Plant Operator I, hired May 17, 2021, Groundwater Recharge

- Nathan Smith, Water Plant Operator II, hired May 17, 2021, Groundwater Recharge
- Scott Francis, Wastewater Treatment Plant Operator II, reclassified May 2, 2021, Operations – North
- Edward Makowski, Water Plant Operator II, reclassified May 2, 2021, Operations – North

The following staff member from the Technical Resources Division was promoted:

- Supriti Shrestha, Laboratory Scientist II, promoted June 13, 2021, Laboratory

The Board of Directors welcomed Ms. Berry, Mr. Chalaby, Mr. Gonzalez, Mr. Dominguez, Mr. Salley, and Mr. Smith to the IEUA team. The Board of Directors congratulated Mr. Lau, Mr. Francis, and Mr. Makowski on their reclassifications and Ms. Shrestha on her promotion.

1. CLOSED SESSION

The Board recessed to Closed Session at 10:12 a.m.:

A. PURSUANT TO GOVERNMENT CODE SECTION 54957.6 – CONFERENCE WITH LABOR NEGOTIATORS

Successor Negotiations – All Bargaining Units

Negotiating Parties: Michael Dueñas, Employee and Labor Relations Advocate and Recognized Employee Organizations

B. PURSUANT TO GOVERNMENT CODE SECTION 54956.9(d)(2)(e)1 CONFERENCE WITH LEGAL COUNSEL - ANTICIPATED LITIGATION

One Case

C. PURSUANT TO GOVERNMENT CODE SECTION 54956.9(a) – CONFERENCE WITH LEGAL COUNSEL – EXISTING LITIGATION

Raymond Scott Walker vs. IEUA, Case No. CIVSB 2026701

D. PURSUANT TO GOVERNMENT CODE SECTION 54957 – PUBLIC EMPLOYEE PERFORMANCE EVALUATION

1. General Manager

The meeting resumed at 11:07 a.m., and General Counsel Jean Cihigoyenetché stated that there were no reportable actions taken in Closed Session and noted that item 1C was not discussed.

2. **PUBLIC HEARING ITEMS**

A. **ADOPTION OF THE AGENCY'S BIENNIAL BUDGET FOR FISCAL YEARS (FYS) 2021/22 AND 2022/23, AND FYS 2022 – 2031 TEN-YEAR CAPITAL IMPROVEMENT PLAN (TYCIP)** *(Finance & Admin)*

Executive Manager of Finance & Administration/AGM Christina Valencia provided a brief overview of the purpose of the public hearing and provided the staff presentation.

President Hall opened the public hearing. Hearing no public comments, President Hall closed the public hearing.

MOVED BY DIRECTOR ELIE, SECONDED BY DIRECTOR HOFER, AGENDA ITEM NO. 2A APPROVED, ADOPTING RESOLUTION NO. 2021-6-15, APPROVING THE AGENCY'S BIENNIAL BUDGET FOR FYS 2021/22 AND 2022/23, AND FYS 2022 – 2031 TYCIP, INCLUDING REPAYMENT OF \$3 MILLION FROM THE RECYCLED WATER FUND TO THE NON-RECLAIMABLE WASTEWATER, AGENCY-WIDE DEPARTMENTAL GOALS AND OBJECTIVES; AND ADOPTING RATE RESOLUTION NOS. 2021-6-1 THROUGH 2021-6-8, BY THE FOLLOWING VOTE:

Ayes: Camacho, Elie, Hall, Hofer, Tule

Noes: None

Absent: None

Abstain: None

B. **2020 URBAN WATER MANAGEMENT PLAN, 2020 WATER SHORTAGE CONTINGENCY PLAN, AND 2015 URBAN WATER MANAGEMENT PLAN ADDENDUM** *(Eng, Ops & WR)*

Senior Engineer Joshua Aguilar provided a brief overview of the purpose of the public hearing and provided the staff presentation.

President Hall opened the public hearing. Hearing no public comments, President Hall closed the public hearing.

MOVED BY DIRECTOR HOFER, SECONDED BY DIRECTOR TULE, AGENDA ITEM NO. 2BAPPROVED, ADOPTING THE 2020 URBAN WATER MANAGEMENT PLAN, 2020 WATER SHORTAGE CONTINGENCY PLAN, AND APPENDIX G AS ADDENDUM TO THE 2015 URBAN WATER MANAGEMENT PLAN; AFTER CLOSING THE PUBLIC HEARING, ADOPTING RESOLUTION NO. 2021-6-16; AND AUTHORIZING THE GENERAL MANAGER TO FILE THE 2020 URBAN WATER MANAGEMENT PLAN,

2020 WATER SHORTAGE CONTINGENCY PLAN, AND APPENDIX G AS ADDENDUM TO THE 2015 URBAN WATER MANAGEMENT PLAN WITH THE CALIFORNIA DEPARTMENT OF WATER RESOURCES, BY THE FOLLOWING VOTE:

Ayes: Camacho, Elie, Hall, Hofer, Tule

Noes: None

Absent: None

Abstain: None

3. **CONSENT ITEMS**

A. **MINUTES**

B. **REPORT ON GENERAL DISBURSEMENTS** *(Finance & Admin)*

C. **FY 2021/22 ANNUAL AUDIT PLAN** *(Audit)*

D. **ADOPT POSITION ON S. 914 DRINKING WATER AND WASTEWATER INFRASTRUCTURE ACT OF 2021** *(Community & Leg)*

E. **ADOPT POSITION ON H.R. 3404 FUTURE WESTERN WATER INFRASTRUCTURE AND DROUGHT RESILIENCY ACT** *(Community & Leg)*

F. **ADOPT POSITION ON SB 372 PURCHASING ASSISTANCE PROGRAM: ZERO EMISSION VEHICLES** *(Community & Leg)*

G. **CONTRACT AMENDMENTS FOR FEDERAL AND STATE LEGISLATIVE SERVICES AND REGIONAL STRATEGY CONSULTANTS** *(Community & Leg)*

H. **CCRWF ASSET MANAGEMENT & IMPROVEMENT PROJECTS – ADDENDUM TO THE FACILITIES MASTER PLAN PROGRAM ENVIRONMENTAL IMPACT REPORT** *(Eng, Ops & WR)*

I. **RATIFICATION OF A CHANGE ORDER FOR THE RP-1 MECHANICAL RESTORATION AND IMPROVEMENTS PROJECT** *(Eng, Ops & WR)*

J. **CONTRACT AWARD FOR THE 8TH STREET BASIN EARTWORK AND INFILTRATION RESTORATION** *(Eng, Ops & WR)*

K. **RECHARGE MASTER PLAN UPDATE PROJECT CONSTRUCTION CONTRACT AWARD** *(Eng, Ops & WR) (Finance & Admin)*

L. **RP-4 PROCESS IMPROVEMENTS CHANGE ORDER** *(Eng, Ops & WR) (Finance & Admin)*

M. **INLAND EMPIRE BRINE LINE CAPACITY CONTRIBUTION** *(Eng, Ops & WR)*

- N. INLAND EMPIRE BRINE LINE CAPACITY UTILIZATION PROGRAM AGREEMENT**
(Eng, Ops & WR)
- O. ADOPTION OF RESOLUTION NO. 2021-6-11, APPROVING THE MEMORANDUM OF UNDERSTANDING BETWEEN THE INLAND EMPIRE UTILITIES AGENCY AND THE OPERATORS' ASSOCIATION**
- P. ADOPTION OF RESOLUTION NO. 2021-6-13, APPROVING THE SANTA ANA WATERSHED PROJECT AUTHORITY ADOPTED BUDGET FOR FISCAL YEARS 2021/22 AND 2022/23** *(Finance & Admin)*
- Q. ADOPTION OF RESOLUTION NO. 2021-6-14, ESTABLISHING THE APPROPRIATIONS LIMIT FOR FISCAL YEAR (FY) 2021/22** *(Finance & Admin)*
- R. INTER-FUND LOAN REPAYMENT BUDGET AMENDMENT** *(Finance & Admin)*

MOVED BY DIRECTOR CAMACHO, SECONDED BY
DIRECTOR TULE, AGENDA ITEM NOS. 3A THROUGH 3R
APPROVED AS RECOMMENDED BELOW, BY THE
FOLLOWING VOTE:

Ayes: Camacho, Elie, Hall, Hofer, Tule

Noes: None

Absent: None

Abstain: None

- Approved the minutes of the May 5, 2021 Board Workshop and the May 19, 2021 Board Meeting.
- Approved the total disbursements for the month of April 2021, in the amount of \$18,223,558.34.
- Approved the FY 2021/22 Annual Audit Plan; and directed the Manager of Internal Audit to implement the FY 2021/22 Annual Audit Plan.
- Adopted a position of "Support" for S. 914 (Duckworth) – Drinking Water and Wastewater Infrastructure Act of 2021.
- Adopted a position of "Support" for H.R. 3404 (Huffman) – the FUTURE Western Water Infrastructure and Drought Resiliency Act.
- Adopted a position of "Support" for SB 372 (Leyva) – Purchasing Assistance Program: Zero Emission Vehicles.
- Amended the contract with Innovative Federal Strategies for federal legislative services for \$86,400 for one additional year, extending the contract to June 30, 2022; amended the contract with West Coast Advisors for state legislative services for \$114,000 for one additional year, extending the contract to June 30, 2022; amended the contract with California Strategies for regional strategy services for

\$90,000 for one additional year, extending the contract to June 30, 2022; and authorized the General Manager to execute the contract amendments, subject to non-substantive changes.

- Adopted the Addendum to the Facilities Master Plan Program Environmental Impact Report (SCH No. 2016061064) as the appropriate CEQA environmental determination for the CCWRF Facility Asset Management and Improvement, Project No. EN17006; and authorized the certification of the Addendum documentation to be signed by the General Manager.
- Ratified a construction change order for the RP-1 Mechanical Restoration and Improvements, Project No. EN17082, to Kiewit Infrastructure West Co., for the not-to-exceed amount of \$121,869.34, increasing the contract \$6, 783,342.15 to \$6,905,211.49 (approximately 1.8% increase); and authorized the General Manager to execute the change order, subject to non-substantive changes.
- Approved Contract No. 4600003606 to Jeremy Harris Construction, Inc. for the 8th Street Basin Earthwork and Infiltration Restoration Services for a not-to-exceed amount of \$117,708; and authorized the General Manager to execute the contract.
- Approved the budget augmentation in RW15003.00 from \$19,150,000 to \$24,004,424; approved the amendment to IEUA and CBWM's Cost Sharing Agreement, Task Order No. 9, with Project No. RW15003.06; approved the contract amendment for engineering support services during construction of the Project No. RW15003.06 to Carollo Engineers, Inc., for an amount of \$397,977, increasing the contract's not-to-exceed amount to \$2,158,230 (a 23% increase); awarded the construction contract for the Project No. RW15003.06 to MNR Construction, Inc. in the amount of \$15,480,880; and authorized the General Manager to execute the contracts, subject to non-substantive changes.
- Approved a construction change order for the RP-4 Process Improvements, Project No. EN17110, to W.M. Lyles Co., for the not-to-exceed amount of \$2,627,436, increasing the contract from \$10,553,000 to \$13,180,436 (approximately 24.9% increase); approved a budget transfer from the RP-4 Primary Clarifier Rehabilitation, Project No. EN17043, to the RP-4 Process Improvements, Project EN17110, in the amount of \$2,500,000; and authorized the General Manager to execute the change order and budget transfer, subject to non-substantive changes.
- Adopted Resolution No. 2021-6-9, committing an additional 0.3 MGD of Pipeline and 0.3 MGD of Treatment and Disposal Capacity to the Inland Empire Brine Line Lease Capacity Pool.
- Approved the Inland Empire Brine Line Capacity Utilization Program Agreement between IEUA, EMWD, SBVMWD, WMWD, and SAWPA; and authorized the General Manager to execute the Agreement, subject to non-substantive changes.
- Adopted Resolution No. 2021-6-11, approving the Memorandum of Understanding between the Inland Empire Utilities Agency and the Operators' Association; and authorized the General Manager to execute the Memorandum of Understanding between the Inland Empire Utilities Agency and the Operators' Association.
- Ratified the Santa Ana Watershed Project Authority (SAWPA) adopted budget for

Fiscal Years (FYs) 2021/22 and 2022/23, as submitted; and adopted Resolution No. 2021-6-13, approving the SAWPA general and specific project budgets for FYs 2021/22 and 2022/23.

- Adopted Resolution No. 2021-6-14, establishing the appropriations limit for Fiscal Year 2021/22.
- Amended the inter-fund loan repayment from Recycled Water Fund to Non-Reclaimable Wastewater fund in the amount of \$1 million, for a total inter-fund loan repayment amount of \$4 million in FY 2020/21.

4. ACTION ITEM

A. CALIFORNIA SPECIAL DISTRICTS ASSOCIATION CALL FOR ELECTION FOR SEAT A, SOUTHERN NETWORK

General Manager Shivaji Deshmukh stated that IEUA has received an official electronic ballot to cast one vote in CSDA's 2021 Board of Directors' election for Seat A, Southern Network. There are nine candidates running for the seat and the candidate's nomination letters, letters requesting support, and candidate information sheets were included in the meeting package.

MOVED BY DIRECTOR CAMACHO, SECONDED BY DIRECTOR ELIE, AGENDA ITEM NO. 4A WAS APPROVED DIRECTING STAFF TO CAST A VOTE FOR JO MACKENZIE ON BEHALF OF THE INLAND EMPIRE UTILITIES AGENCY FOR CSDA'S 2021 BOARD OF DIRECTORS' ELECTION FOR SEAT A, SOUTHERN NETWORK, BY THE FOLLOWING VOTE:

Ayes: Camacho, Elie, Hall, Hofer, Tule

Noes: None

Absent: None

Abstain: None

5. INFORMATION ITEMS

A. WATER STORAGE INVESTMENT PROGRAM (WSIP)/CHINO BASIN PROGRAM (CBP) UPDATE

General Manager Deshmukh stated that the WSIP/CBP was presented on June 7 at MWD's Water Planning & Stewardship Committee. Brandon Goshi from MWD outlined IEUA's WSIP/CBP and MWD's support to date. MWD provided a letter to IEUA with its letter of intent to collaborate on the CBP. The City of Ontario and Monte Vista Water District governing bodies have taken action to conclude the MOU and recommend that the CBP implementation efforts not be continued.

Staff continues individual outreach to all stakeholders within the region to provide information on the program refinements and is in the process of finalizing a white paper on the WSIP/CBP. As a schedule look ahead, staff is planning two WSIP/CBP

Workgroup meetings in mid-July and August to provide a forum for detailed discussions on the program refinements. At the conclusion of the workgroup meetings, staff is planning to hold a Policy Workshop for the IEUA Board that includes the stakeholders' policy members in September. Based on all the feedback and input received, staff is planning final action to be taken by the IEUA Board in Fall 2021.

THE FOLLOWING ITEMS WERE RECEIVED AND FILED BY THE BOARD

- B. ENGINEERING AND CONSTRUCTION MANAGEMENT PROJECT UPDATES**
(Eng/Ops/WR)
- C. FY 2020/21 FINANCIAL AUDIT – ENGAGEMENT COMMUNICATIONS (WRITTEN/POWERPOINT)** *(Audit)*
- D. AGENCY VEHICLE OPERATIONAL FOLLOW UP AUDIT REVIEW – REVIEW OF VEHICLE INVENTORY PROCEDURES (WRITTEN/POWERPOINT)** *(Audit) (Finance & Admin)*
- E. CONTRACTS AND PROCUREMENT FOLLOW-UP REVIEW OF RECOMMENDATIONS RELATED TO THE MASTER TRADE CONTRACTS AUDIT REPORT (WRITTEN/POWERPOINT)** *(Audit)*
- F. REPORT OF OPEN AUDIT RECOMMENDATIONS (WRITTEN)** *(Audit)*
- G. INTERNAL AUDIT DEPARTMENT QUARTERLY STATUS REPORT FOR JUNE 2021** *(Audit)*
- H. STATE LEGISLATIVE REPORT AND MATRIX FROM WEST COAST ADVISORS**
(Community & Leg)
- I. FEDERAL LEGISLATIVE REPORT AND MATRIX FROM INNOVATIVE FEDERAL STRATEGIES** *(Community & Leg)*
- J. CALIFORNIA STRATEGIES, LLC MONTHLY ACTIVITY REPORT** *(Community & Leg)*
- K. PUBLIC OUTREACH AND COMMUNICATION** *(Community & Leg)*
- L. 2021 SEWER SYSTEM MANAGEMENT PLAN AUDIT REPORT UPDATE (WRITTEN/POWERPOINT)** *(Eng/Ops/WR)*
- M. RECYCLED WATER GROUND WATER RECHARGE UPDATE (POWERPOINT)**
(Eng/Ops/WR)
- N. ANNUAL REPORT OF THE PRADO BASIN HABITAT SUSTAINABILITY COMMITTEE (WRITTEN)** *(Eng/Ops/WR)*
- O. RP-5 EXPANSION PROJECT UPDATE: JUNE 2021** *(Eng/Ops/WR)*
- P. TREASURER'S REPORT OF FINANCIAL AFFAIRS** *(Finance & Admin)*

Q. FY 2020/21 3RD QUARTER BUDGET VARIANCE, PERFORMANCE GOAL UPDATES, AND BUDGET TRANSFERS (WRITTEN/POWERPOINT) (Finance & Admin)

6. AGENCY REPRESENTATIVES' REPORTS

A. SANTA ANA WATERSHED PROJECT AUTHORITY REPORT

President Hall reported that at the June 15 Commission Meeting, the SAWPA Commission approved a 2.2% COLA and 4% merit pool increase for FY 2021/22; approved using a 10-year schedule to pay for CalPERS unfunded liability. The Commission also authorized an agreement and task order with a consultant for the 2021/22 Basin Monitoring Program Task Force planning activities; authorized an agreement and task order with a consultant for the Upper Santa Ana River watershed Homeless encampment – Phase 1A Water Quality monitoring and trash assessment project; and authorized agreement and task order with a consultant to support the California Integrated Regional Water Management Roundtable of Region FY 2021/22.

B. METROPOLITAN WATER DISTRICT OF SOUTHERN CALIFORNIA REPORT

Vice President Camacho reported that at the June 8 Board meeting, the Board approved the contract for the new General Manager Adel Hagekhalil, who will start on July 6, 2021.

C. REGIONAL SEWERAGE PROGRAM POLICY COMMITTEE REPORT

President Hall reported that at the June 3 meeting, the Committee unanimously approved the Proposed Biennial Budget for Fiscal Years 2021/22 and 2022/23 for Regional Wastewater and Recycled Water Programs and Fiscal Years 2022-2031 Ten-Year Forecast.

General Manager Deshmukh added that the Committee designated Committee Member Randall Reed as the representative entitled to participate in grants and financial assistance negotiations per the Regional Contract.

D. CHINO BASIN WATERMASTER REPORT

Vice President Camacho asked staff to provide the report.

General Manager Deshmukh noted that at the May 27 Watermaster Board meeting, the Board approved the joint task order amendment with IEUA to reflect the increase in the Recharge Master Plan Update project costs. The Board also adopted a resolution for a proposed order to be filed with and adopted by the court regarding the management and administration of volumes of stored water exceeding 500,000 acre-feet up to 700,000 acre-feet, consistent with the recent Local Storage Limitation Solution environmental effort led by IEUA. Lastly, the Board also approved the FY 2021/22 budget.

E. CHINO BASIN DESALTER AUTHORITY

Director Tule reported that at the June 3 meeting, the CDA Board approved several contract amendments and was provided an update on the South Archibald Plume Project.

F. INLAND EMPIRE REGIONAL COMPOSTING AUTHORITY

There was nothing to report.

7. **GENERAL MANAGER'S REPORT**

General Manager Deshmukh stated that the Governor has provided updated guidance on the plan to rescind certain provisions of the March 2020 Executive Order which provided flexibility on a number of Brown Act requirements as of September 30, 2021.

IERCF staff participated in the Compost Research and Education Foundation's Compost Operator Training Course facilitating the session on safety and health. Staff also facilitated tours at four facilities in the San Diego area ensuring adherence to CDC COVID-19 guidelines.

He noted that the Finance, Internal Audit, and Warehouse teams worked together to perform the biannual inventory this week.

He added, that IEUA was recently awarded first place overall for the Community Engagement & Outreach category for Best Use of Social Media for 2020 by the Santa Ana River Basin Section of the California Water Environmental Association (CWEA) for the "No Wipes Down the Pipes" campaign. This award recognizes achievements in promoting awareness and understanding of water quality issues through social media campaigns. He shared that IEUA developed this campaign to educate residents on what can and cannot be flushed due to the increase in sewer and treatment plant blockages during the pandemic. This campaign was completed in-house by the External Affairs team. Staff developed both animated and standard graphics that were utilized throughout our social media channels to raise awareness of this issue. These assets were also made available to member agencies for their outreach efforts. He stated that External Affairs continues to grow this effort by working closely with the Collections team while implementing additional messaging throughout IEUA's social channels.

8. **BOARD OF DIRECTORS' REQUESTED FUTURE AGENDA ITEMS**

There were no requested future agenda items.

9. **DIRECTORS' COMMENTS AND CONFERENCE REPORTS**

Vice President Camacho expressed appreciation to staff for providing a tour of the expansion project at RP-5 to himself and Director Tule the previous week and commented on the amazing progress being made on the project.

Director Elie stated that he attended the City of Chino Hills 2021 Virtual State of the City on May 27; and the MWD Solar Cup Recognition Event on June 10. He acknowledged the efforts of the Chino Hills High School Solar Cup team who won multiple awards.

Director Elie requested that the meeting be adjourned in memory Western Municipal Water District (WMWD) Board Member Don Galleano.

President Hall thanked staff for their efforts to prepare and finalize the Biennial Budget. President Hall noted that she will remember Director Don Galleano for the approach he took to always focus on making decisions for the greater good of the people.

ADJOURNMENT

With no further business, President Hall adjourned the meeting, in memory of WMWD Director Don Galleano, at 12:02 p.m.

Steven J. Elie, Secretary/Treasurer

APPROVED: JULY 21, 2021

DRAFT

**CONSENT
CALENDAR
ITEM**

1B

Date: July 21, 2021

ADD

To: The Honorable Board of Directors

From: Shivaji Deshmukh, General Manager

Committee:

Executive Contact: Christina Valencia, Executive Manager of Finance & Administration/AGM

Subject: Report on General Disbursements

Executive Summary:

Total disbursements for the month of May 2021 were \$32,289,412.05. Disbursement activity included check payments of \$173,044.16 to vendors and \$11,744.30 for worker's compensation related costs. Electronic payments included the Automated Clearing House (ACH) of \$26,172,037.41 and wire transfers (excluding payroll) of \$4,317,652.81. The total payroll was \$1,607,893.85 for employees and \$7,039.52 for the Board of Directors.

Staff's Recommendation:

Approve the total disbursements for the month of May 2021 in the amount of \$32,289,412.05.

Budget Impact *Budgeted (Y/N):* N *Amendment (Y/N):* N *Amount for Requested Approval:*

Account/Project Name:

Fiscal Impact (explain if not budgeted):

Prior Board Action:

On June 16 2021 the Board of Directors approved the April 2021 Report on General Disbursements totaling \$18,223,558.34.

Environmental Determination:

Not Applicable

Business Goal:

The report on general disbursements is consistent with the Agency's Business Goal of Fiscal Responsibility in providing financial reporting that accounts for general disbursements associated with operating requirements.

Attachments:

Attachment 1 - Background

Attachment 2 - Details of General Disbursements

Attachment 3 - PowerPoint

Background

Subject: Report on General Disbursements

Table 1 summarizes the disbursements detailed in each of the six attachments affixed to this letter. Table 2 lists the disbursements in excess of an aggregated \$500,000 per vendor and is presented in largest to smallest dollar value.

Table 1: Disbursement Details

Attachment	Payment Type	Amount
2A	Vendor Checks	\$ 173,044.16
2B	Workers' Comp Checks	\$ 11,744.30
2C	Vendor ACHs	\$ 26,172,037.41
2D	Vendor Wires (excludes Payroll)	\$ 4,317,652.81
2E	Payroll-Net Pay-Directors	\$ 7,039.52
2F	Payroll-Net Pay-Employees	\$ 1,607,893.85
Total Disbursements		\$ 32,289,412.05

Table 2: Disbursements in Excess of \$500,000 per Vendor

Vendor	Amount	Description
WM LYLES COMPANY	\$ 20,251,981.88	Professional Svc's for EN17110-RP-4 Process Improvements; EN17043 – RP-4 Primary Clarifier Rehabilitation; EN18006 RP-1 Flare Improvements; EN19001- RP-5 Expansion to 30 mgd; EN19006- RP-5 Biosolids Facility; EN19043 RP-1 Centrifuge Foul Air Line
MWD	\$ 2,703,321.40	March 2021 Water Purchases
FRESNO FIRST BANK	\$ 1,009,340.88	Escrow Retention Deposits - EN18006 RP-1 Flare Improvements; EN19001- RP-5 Expansion to 30 mgd; EN19006- RP-5 Biosolids Facility
IRS	\$ 729,630.39	P/R 09 10; Dir 05 Payroll Taxes
PERS	\$ 704,572.47	05/21 Health Ins / P/R 09, 10 Def Comp

Attachment 2A

Vendor Checks

Inland Empire Util.Agency
Chino, CA
Company code 1000

Check Register
CBB Disbursement Account-May '21

06/24/2021 / 16:28:12
User: CCAMPBEL
Page: 1

Bank	CBB	CITIZENS BUSINESS BANK			ONTARIO CA	917610000
Bank Key	122234149					
Acct number	CHECK	231167641				
Check						
Check number from to	Payment	Pmnt date	Crcy	Amount paid (FC)	Recipient/void reason code	Enca./void
234295	2200115054	05/06/2021	USD	411.74	BRAX COMPANY INC VALLEY CENTER CA	05/11/2021
234296	2200115050	05/06/2021	USD	5,519.61	CINTAS CORPORATION ONTARIO CA	05/14/2021
234297	2200115046	05/06/2021	USD	199.12	CINTAS FIRST AID & SAFETY LOCCINCINNATI OH	05/14/2021
234298	2200115060	05/06/2021	USD	1,306.58	CITY OF CHINO CHINO CA	05/12/2021
234299	2200115052	05/06/2021	USD	1,896.00	CONCENTRA MEDICAL CENTERS RANCHO CUCAMONGA CA	05/14/2021
234300	2200115061	05/06/2021	USD	27.60	CUCAMONGA VALLEY WATER DISTRICLOS ANGELES CA	05/11/2021
234301	2200115065	05/06/2021	USD	13,442.23	EMPLOYMENT DEVELOPMENT DEPARTMSACRAMENTO CA	05/11/2021
234302	2200115062	05/06/2021	USD	854.78	FONTANA WATER COMPANY FONTANA CA	05/13/2021
234303	2200115066	05/06/2021	USD	206.50	FRANCHISE TAX BOARD SACRAMENTO CA	06/15/2021
234304	2200115063	05/06/2021	USD	1,866.64	FRONTIER COMMUNICATIONS CORP CINCINNATI OH	05/18/2021
234305	2200115064	05/06/2021	USD	50.00	FRONTIER COMMUNICATIONS CINCINNATI OH	05/12/2021
234306	2200115055	05/06/2021	USD	148.00	LITTLE SISTER'S TRUCK WASH, INGENOA NV	05/11/2021
234307	2200115047	05/06/2021	USD	2,462.77	NAUMANN HOBBS MATERIAL HANDLINLOS ANGELES CA	05/12/2021
234308	2200115056	05/06/2021	USD	11,925.00	RALPH ANDERSEN & ASSOCIATES ROCKLIN CA	05/11/2021
234309	2200115039	05/06/2021			voided by DSPRINGE - Check not needed	05/06/2021
234310	2200115038	05/06/2021	USD	85.78	RBM LOCK & KEY ONTARIO CA	05/14/2021
234311	2200115059	05/06/2021	USD	8,398.46	ROCKWELL SOLUTIONS INC CORONA DEL MAR CA	05/20/2021
234312	2200115049	05/06/2021	USD	874.00	SAN BERNARDINO COUNTY SAN BERNARDINO CA	05/18/2021
234313	2200115045	05/06/2021	USD	3,028.00	SAN BERNARDINO COUNTY SAN BERNARDINO CA	05/12/2021
234314	2200115040	05/06/2021	USD	3,448.52	SOUTH COAST AQMD DIAMOND BAR CA	05/21/2021
234315	2200115058	05/06/2021	USD	190.08	SPORT PINS INTERNATIONAL INC UPLAND CA	05/13/2021
234316	2200115041	05/06/2021	USD	970.00	STATE WATER RESOURCES CNTRL BRSACRAMENTO CA	05/13/2021
234317	2200115057	05/06/2021	USD	528.08	SUNBELT RENTALS INC ATLANTA GA	05/12/2021
234318	2200115067	05/06/2021	USD	100.00	Siu Ling, Ho Rowland Heights CA	
234319	2200115051	05/06/2021	USD	12,115.00	U S BANK ST LOUIS MO	05/13/2021
234320	2200115043	05/06/2021	USD	14,243.12	VERIZON WIRELESS DALLAS TX	05/17/2021
234321	2200115042	05/06/2021	USD	4,339.12	WM CORPORATE SERVICES INC LOS ANGELES CA	05/13/2021
234322	2200115048	05/06/2021	USD	570.24	WORLDWIDE EXPRESS PASADENA CA	05/10/2021
234323	2200115053	05/06/2021	USD	569.12	YRC INC PASADENA CA	05/10/2021
234325	2200115258	05/20/2021	USD	8,184.54	AIRGAS WEST INC PASADENA CA	05/24/2021
234326	2200115293	05/20/2021	USD	188.02	AMERICAN HERITAGE LIFE INSURANDALLAS TX	05/26/2021
234327	2200115281	05/20/2021	USD	3,340.66	BANK OF AMERICA, N.A. CHARLOTTE NC	05/26/2021
234328	2200115291	05/20/2021	USD	7,011.35	BURRTEC WASTE INDUSTRIES INC FONTANA CA	05/25/2021
234329	2200115260	05/20/2021	USD	314.50	CALIF DEPT OF FISH AND WILDLIFSACRAMENTO CA	
234330	2200115264	05/20/2021	USD	197.00	CALIF WATER ENVIRONMENT ASSOC OAKLAND CA	06/09/2021
234331	2200115265	05/20/2021	USD	385.00	CHINO VALLEY CHAMBER OF COMMERCHINO CA	05/28/2021
234332	2200115273	05/20/2021	USD	5,560.98	CINTAS CORPORATION ONTARIO CA	05/26/2021
234333	2200115267	05/20/2021	USD	728.06	CINTAS FIRST AID & SAFETY LOCCINCINNATI OH	05/27/2021
234334	2200115261	05/20/2021	USD	2,000.00	CITY OF CHINO CHINO CA	06/10/2021
234335	2200115287	05/20/2021	USD	485.07	CITY OF CHINO CHINO CA	05/26/2021
234336	2200115257	05/20/2021	USD	1,725.14	COLE PARMER INSTRUMENT CO CHICAGO IL	05/25/2021
234337	2200115295	05/20/2021	USD	269.52	COLONIAL LIFE & ACCIDENT INSURCOLUMBIA SC	05/25/2021
234338	2200115274	05/20/2021	USD	912.50	CONCENTRA MEDICAL CENTERS RANCHO CUCAMONGA CA	05/27/2021
234339	2200115280	05/20/2021	USD	835.00	CONTROLWORKS, INC. CHINO CA	05/26/2021

Inland Empire Util.Agency
Chino, CA
Company code 1000

Check Register
CBB Disbursement Account-May '21

06/24/2021 / 16:28:12
User: CCAMPBEL
Page: 2

Bank	CBB	CITIZENS BUSINESS BANK			ONTARIO CA 917610000	
Bank Key	122234149					
Acct number	CHECK	231167641				
Check						
Check number from to	Payment	Pmnt date	Crcy	Amount paid (FC)	Recipient/void reason code	Enca./void
234340	2200115289	05/20/2021	USD	1,823.87	CUCAMONGA VALLEY WATER DISTRICTLOS ANGELES CA	05/25/2021
234341	2200115277	05/20/2021	USD	400.00	DEBBY FIGONI BEVERLY HILLS CA	06/01/2021
234342	2200115300	05/20/2021	USD	550.00	DIAZ, SONJA CHINO CA	05/25/2021
234343	2200115299	05/20/2021	USD	2,432.23	FIDELITY SECURITY LIFE INSURANCINCINNATI OH	05/27/2021
234344	2200115263	05/20/2021	USD	193.88	FONTANA HERALD NEWS FONTANA CA	05/25/2021
234345	2200115298	05/20/2021	USD	206.50	FRANCHISE TAX BOARD SACRAMENTO CA	06/02/2021
234346	2200115292	05/20/2021	USD	4,906.32	FRONTIER COMMUNICATIONS CORP CINCINNATI OH	05/28/2021
234347	2200115301	05/20/2021	USD	1,142.77	LAI, EVA CHINO HILLS CA	05/28/2021
234348	2200115282	05/20/2021	USD	250.00	MICRONET COMMUNICATIONS INC PLANO TX	06/02/2021
234349	2200115269	05/20/2021	USD	9,970.00	NATIONAL THEATRE FOR CHILDREN MINNEAPOLIS MN	05/25/2021
234350	2200115288	05/20/2021	USD	6,787.62	ONTARIO MUNICIPAL UTILITIES COONTARIO CA	05/25/2021
234351	2200115296	05/20/2021	USD	205.38	PERS LONG TERM CARE PROGRAM PASADENA CA	05/25/2021
234352	2200115294	05/20/2021			voided by KMCCHRIS - Lost Check	06/10/2021
234353	2200115276	05/20/2021	USD	1,500.00	QUADIENT FINANCE USA INC MILFORD CT	06/03/2021
234354	2200115285	05/20/2021	USD	963.90	QUINN COMPANY LOS ANGELES CA	05/25/2021
234355	2200115284	05/20/2021	USD	1,031.24	SCP SCIENCE CHAMPLAIN NY	06/16/2021
234356	2200115272	05/20/2021	USD	219.00	SOCIETY FOR HUMAN RESOURCE MGMTBALTIMORE MD	05/27/2021
234357	2200115302	05/20/2021	USD	550.00	SOTO, ASHLEY FONTANA CA	05/24/2021
234358	2200115262	05/20/2021	USD	412.89	SOUTH COAST AQMD LOS ANGELES CA	05/24/2021
234359	2200115279	05/20/2021	USD	504.00	TECHNICAL SAFETY SERVICES INC SAN FRANCISCO CA	05/26/2021
234360	2200115259	05/20/2021	USD	1,612.03	TRANSCAT INC BALTIMORE MD	05/28/2021
234361	2200115268	05/20/2021	USD	2,136.49	U S BANK NA MINNEAPOLIS MN	05/25/2021
234362	2200115271	05/20/2021	USD	51.72	URIMAGE BLOOMINGTON CA	05/26/2021
234363	2200115290	05/20/2021	USD	480.98	VERIZON BUSINESS ALBANY NY	05/25/2021
234364	2200115266	05/20/2021	USD	328.08	VERIZON WIRELESS DALLAS TX	05/28/2021
234365	2200115278	05/20/2021	USD	7,500.00	WATER EDUCATION FOR LATINO LEALOS ANGELES CA	05/27/2021
234366	2200115297	05/20/2021	USD	25.00	WILCO LIFE INSURANCE COMPANY CHARLOTTE NC	06/04/2021
234367	2200115283	05/20/2021	USD	495.00	WIN 911 SOFTWARE AUSTIN TX	
234368	2200115270	05/20/2021	USD	317.56	WORLDWIDE EXPRESS PASADENA CA	05/24/2021
234369	2200115275	05/20/2021	USD	327.27	YRC INC PASADENA CA	05/24/2021
234370	2200115286	05/20/2021	USD	3,740.00	ZARETSKY BUILDING SOLUTIONS FOUNTAIN VALLEY CA	05/25/2021
* Payment method Check			USD	172,977.16		

Inland Empire Util.Agency
Chino, CA
Company code 1000

Check Register
CBB Disbursement Account-May '21

06/24/2021 / 16:28:12
User: CCAMPBEL
Page: 3

Bank	CBB	CITIZENS BUSINESS BANK	ONTARIO CA 917610000			
Bank Key	122234149					
Acct number	CHECK	231167641				
Separate Check						
Check number from to	Payment	Pmnt date	Crcy	Amount paid (FC)	Recipient/void reason code	Enca./void
234324	2200115044	05/06/2021	USD	67.00	SAN BERNARDINO COUNTY SAN BERNARDINO CA	05/12/2021
* Payment method Separate Check			USD	67.00		

Total of all entries

Check Register
CBB Disbursement Account-May '21

06/24/2021 / 16:28:12
User: CCAMPBEL
Page: 4

Check number from to	Payment	Print date	Crcy	Amount paid (FC)	Recipient/void reason code	Enca./void
**			USD	173,044.16		

Attachment 2B

Workers' Comp Checks

Inland Empire Util.Agency
Chino, CA
Company code 1000

Check Register
CBB Workers' Compensation Account-May'21

06/24/2021 / 16:27:36
User: CCAMPBEL
Page: 1

Bank	CBB	CITIZENS BUSINESS BANK				ONTARIO CA	917610000
Bank Key	122234149						
Acct number	WCOMP	231159290					
Checks created manually							
Check number from to	Payment	Pmnt date	Crcy	Amount paid (FC)	Recipient/void reason code		Encl./void
05622	2200115535	05/05/2021	USD	1,138.56	YORK RISK SERVICES GROUP INC MEMPHIS TN		05/10/2021
05623	2200115536	05/05/2021	USD	1,059.60	YORK RISK SERVICES GROUP INC MEMPHIS TN		05/13/2021
05624	2200115537	05/05/2021	USD	184.78	YORK RISK SERVICES GROUP INC MEMPHIS TN		05/10/2021
05625	2200115538	05/05/2021	USD	386.59	YORK RISK SERVICES GROUP INC MEMPHIS TN		05/12/2021
05626	2200115539	05/05/2021	USD	2.00	YORK RISK SERVICES GROUP INC MEMPHIS TN		05/27/2021
05627	2200115540	05/05/2021	USD	12.00	YORK RISK SERVICES GROUP INC MEMPHIS TN		05/10/2021
05628	2200115541	05/05/2021	USD	769.15	YORK RISK SERVICES GROUP INC MEMPHIS TN		05/17/2021
05629	2200115542	05/05/2021	USD	321.57	YORK RISK SERVICES GROUP INC MEMPHIS TN		05/17/2021
05630	2200115543	05/05/2021	USD	193.89	YORK RISK SERVICES GROUP INC MEMPHIS TN		05/17/2021
05631	2200115544	05/05/2021	USD	158.70	YORK RISK SERVICES GROUP INC MEMPHIS TN		05/17/2021
05632	2200115545	05/05/2021	USD	12.56	YORK RISK SERVICES GROUP INC MEMPHIS TN		05/17/2021
05633	2200115546	05/12/2021	USD	580.00	YORK RISK SERVICES GROUP INC MEMPHIS TN		
05634	2200115547	05/12/2021	USD	718.74	YORK RISK SERVICES GROUP INC MEMPHIS TN		05/18/2021
05635	2200115548	05/12/2021	USD	137.32	YORK RISK SERVICES GROUP INC MEMPHIS TN		05/14/2021
05636	2200115549	05/19/2021	USD	63.95	YORK RISK SERVICES GROUP INC MEMPHIS TN		05/26/2021
05637	2200115550	05/19/2021	USD	148.70	YORK RISK SERVICES GROUP INC MEMPHIS TN		
05638	2200115551	05/19/2021	USD	578.37	YORK RISK SERVICES GROUP INC MEMPHIS TN		05/24/2021
05639	2200115552	05/19/2021	USD	55.14	YORK RISK SERVICES GROUP INC MEMPHIS TN		05/28/2021
05640	2200115553	05/26/2021	USD	287.86	YORK RISK SERVICES GROUP INC MEMPHIS TN		
05641	2200115554	05/26/2021	USD	1,031.77	YORK RISK SERVICES GROUP INC MEMPHIS TN		
05642	2200115555	05/26/2021	USD	580.00	YORK RISK SERVICES GROUP INC MEMPHIS TN		
05643	2200115556	05/26/2021	USD	36.00	YORK RISK SERVICES GROUP INC MEMPHIS TN		
05644	2200115557	05/26/2021	USD	2,160.25	YORK RISK SERVICES GROUP INC MEMPHIS TN		
05645	2200115558	05/26/2021	USD	353.52	YORK RISK SERVICES GROUP INC MEMPHIS TN		
05646	2200115559	05/26/2021	USD	385.71	YORK RISK SERVICES GROUP INC MEMPHIS TN		
05647	2200115560	05/26/2021	USD	387.57	YORK RISK SERVICES GROUP INC MEMPHIS TN		
* Payment method Checks created manually			USD	11,744.30			

Total of all entries

Check Register
CBB Workers' Compensation Account-May'21

06/24/2021 / 16:27:36
User: CCAMPBEL
Page: 2

Check number from to	Payment	Print date	Crcy	Amount paid (FC)	Recipient/void reason code	Enca./void
**			USD	11,744.30		

Attachment 2C

Vendor ACHs

Check	Payee / Description	Amount
ACH	AQUA BEN CORPORATION	
	DAFT-4,600 Lbs Hydrofloc 748E 42385	4,510.42
	RP1-18,4000 Lbs Hydrofloc 750A 42386	23,592.94
		- - - - -
	AQUA BEN CORPORATION \$	28,103.36
ACH	FISHER SCIENTIFIC	
	Nitric Acid,Green Bile,Gloves,EC Medium, 9334515	6,407.26
	Lead Acetate,Filters,Chlorine Tablets,Bo 9676083	567.85
		- - - - -
	FISHER SCIENTIFIC \$	6,975.11
ACH	HOME DEPOT CREDIT SERVICES	
	CCWTP-CutOff Discs,Step Ladder,Regulator 7513794	401.53
	GWROps-Fiberglass 24-Steel Tine Rake,Eye 4533990	34.91
	RP5Mnt-Tool Boxes,Saw Kit 9629142	223.99
	FcltyMgmt-Rat Glue Traps 8611947	21.39
	CCWTP-Pnd Wtrfll Pmps,Mrtc AcdsmPnd Tbng 0512748	404.97
		- - - - -
	HOME DEPOT CREDIT SERVICES \$	1,086.79
ACH	NAPA GENUINE PARTS COMPANY	
	INV#102238 - Fuel Cap Tether 3971-102338	19.92
		- - - - -
	NAPA GENUINE PARTS COMPANY \$	19.92
ACH	RMA GROUP	
	EN18006-2/15-3/14 Prof Svcs 74625	590.74
		- - - - -
	RMA GROUP \$	590.74
ACH	ROYAL INDUSTRIAL SOLUTIONS	
	Newmar Chargers 6046-1001794	1,904.87
	MOV Assys 6046-1001415	1,044.59
	Ethernet/IP Link Device 6441-1014752	428.99
	SLC 5/05 Processor 6441-1014856	9,709.18
	Solenoids,Flex Connectors,Cord Connector 6441-1014872	1,360.13
	Circuit Breakers 6441-1015315	321.56
	KO Seals 6441-1016026	22.26
		- - - - -
	ROYAL INDUSTRIAL SOLUTIONS \$	14,791.58
ACH	UNIVAR SOLUTIONS USA INC	
	TP1-12,975 Lbs Sodium Bisulfite 49073242	4,683.49
		- - - - -
	UNIVAR SOLUTIONS USA INC \$	4,683.49
ACH	WEST VALLEY MOSQUITO AND	
	3/21 Mosquito Control f/WW Trtmnt Facili 2659	473.95
		- - - - -
	WEST VALLEY MOSQUITO AND \$	473.95
ACH	SANTA ANA RIVER WATERMASTER	
	20/21 SARW Contribution 20/21	2,500.00
		- - - - -
	SANTA ANA RIVER WATERMASTER \$	2,500.00
ACH	GRAINGER INC	

Report: ZFIR TREASURER		Inland Empire Utilities Agency	Page 2
For 05/01/2021 ~ 05/31/2021		Treasurer Report	Date 06/24/2021
Check	Payee / Description		Amount
	RP3Bsns-Conduit,Caps,Adapters-Male,Femal	9844676503	35.35-
	Inv-Water Nozzles,Coin Batteries	9845697524	75.32
	RP5Mnt-Plier Setm Sleeve Coupling Insert	9846105246	93.29
	HickFMP-Solenoid Valves	9844733429	326.25
		- - - - -	-
	GRAINGER INC	\$	459.51
ACH	ENVIRONMENTAL RESOURCES ASSOC		
	Sillica	966825	85.00
		- - - - -	-
	ENVIRONMENTAL RESOURCES ASSOC	\$	85.00
ACH	CDM SMITH INC		
	EN19001/EN19006-3/2021 Professional Serv	90122119	42,468.75
		- - - - -	-
	CDM SMITH INC	\$	42,468.75
ACH	CHINO BASIN WATERMASTER		
	50% Cost Sharing - PBHSP	2021-03-B	5,130.50
	50% Cost Sharing-Model Meetings, Technic	2021-03-A	561.88
		- - - - -	-
	CHINO BASIN WATERMASTER	\$	5,692.38
ACH	SIGMA-ALDRICH INC		
	Gasoline Additives	553228007	116.01
	Alcohols in Water,Cyanide Amenable to Ch	553221775	151.67
		- - - - -	-
	SIGMA-ALDRICH INC	\$	267.68
ACH	BLACK & VEATCH CORPORATION		
	EN17044-4/2021 Professional Services	1342666	1,062.50
		- - - - -	-
	BLACK & VEATCH CORPORATION	\$	1,062.50
ACH	THATCHER COMPANY OF CALIFORNIA		
	TP1-44,960 Lbs Aluminum Sulfate	283081	3,723.16
		- - - - -	-
	THATCHER COMPANY OF CALIFORNIA	\$	3,723.16
ACH	TRI STATE ENVIRONMENTAL		
	4/7/21 CCWRP Underground Storage Tank In	12284	150.00
		- - - - -	-
	TRI STATE ENVIRONMENTAL	\$	150.00
ACH	CAROLLO ENGINEERS		
	RW15003-3/2021 Professional Services	0197066	938.80
	EN17110/EN17043-3/2021-Professional Srvs	0197258	13,997.85
		- - - - -	-
	CAROLLO ENGINEERS	\$	14,936.65
ACH	MCMaster-CARR SUPPLY CO		
	Enclosures,Pipe Fittings,Valves	57308906	2,244.69
	Battery Pack	57487477	51.72
		- - - - -	-
	MCMaster-CARR SUPPLY CO	\$	2,296.41
ACH	MIDPOINT BEARING		
	6 Bando Belts	1026326	277.06
		- - - - -	-

Check	Payee / Description		Amount
	MIDPOINT BEARING	\$	277.06
ACH	LIEBERT CASSIDY WHITMORE 3/2021 General Legal	1518571	22,101.60
	LIEBERT CASSIDY WHITMORE	\$	22,101.60
ACH	ALFA LAVAL INC Belt	281018098	2,467.45
	ALFA LAVAL INC	\$	2,467.45
ACH	ATMAA INC Analysis Reduced Sulfur Compounds	37049	293.00
	ATMAA INC	\$	293.00
ACH	HACH COMPANY TP1Mnt-DR2800 Rclbrtn Svcs Maint Cntrct- Inv-Inductive Conductivity SensorsInv-In CCWRPMnt-KTO:HQ2200/PHC10105/LDO10105 Fi RP1Mnt-sc200 Controller AC-DC 2 DIG	12339679 12406254 12408330 12400475	531.00 2,448.12 2,549.83 2,154.31
	HACH COMPANY	\$	7,683.26
ACH	RSD Pleated Filters	55341382-00	850.28
	RSD	\$	850.28
ACH	PEST OPTIONS INC March 2021 GWR Weed Abatement Services	371553	8,706.84
	PEST OPTIONS INC	\$	8,706.84
ACH	OLIN CORP TP1-4,860 Gals Sodium Hypochlorite TP1-4,898 Gals Sodium Hypochlorite TP1-4,924 Gals Sodium Hypochlorite TP1-4,528 Gals Sodium Hypochlorite TP1-4,850 Gals Sodium Hypochlorite TP1-4,866 Gals Sodium Hypochlorite RP4-4,626 Gals Sodium Hypochlorite TP1-4,910 Gals Sodium Hypochlorite	2954994 2954730 2954589 2954588 2954245 2953788 2953290 2953289	4,043.52 4,075.14 4,096.77 4,007.28 4,035.20 4,048.51 4,094.01 4,085.12
	OLIN CORP	\$	32,485.55
ACH	GRAPHIC PRODUCTS INC RP2Ops-Hazcom Labes-DLT,DLP	2642097	591.89
	GRAPHIC PRODUCTS INC	\$	591.89
ACH	JB'S POOLS & PONDS INC 4/21 Pond Maint Svc	2166760400	1,194.85
	JB'S POOLS & PONDS INC	\$	1,194.85
ACH	CARRIER CORPORATION RP5-3/2021 PM Maintenance	90107488	718.00

Check	Payee / Description	Amount
	CARRIER CORPORATION	\$ 718.00
ACH	ALTA FOODCRAFT	
	HQB-Coffee, Splenda, Sugar, Coffeemate, Filt 12113235	236.20
	ALTA FOODCRAFT	\$ 236.20
ACH	BIG SKY ELECTRIC INC	
	EN17044-Ret Rls 2-Final	122,829.39
	BIG SKY ELECTRIC INC	\$ 122,829.39
ACH	CIVIC PUBLICATIONS INC	
	4/17/21 Earth Day, Water Wise Tips, Owlle 1647	7,219.00
	3/15/21 Fix A Leak Week Ad 1651	1,650.00
	CIVIC PUBLICATIONS INC	\$ 8,869.00
ACH	ELECTRO-CHEMICAL DEVICES INC	
	2 Membrane Replacement Kits 71833	462.42
	ELECTRO-CHEMICAL DEVICES INC	\$ 462.42
ACH	AUTOZONE PARTS INC	
	40 Cases Gloves 5618178712	1,465.40
	AUTOZONE PARTS INC	\$ 1,465.40
ACH	CALIFORNIA WATER TECHNOLOGIES	
	Phills-18,047.76 lbs Ferric Chloride Sol 39489	5,696.14
	RP1-17,590.16 lbs Ferric Chloride Soluti 39503	5,551.71
	CALIFORNIA WATER TECHNOLOGIES	\$ 11,247.85
ACH	THERMO ELECTRON NORTH AMERICA	
	IonPac Analytical Column, IonPac Guard Co 9021095412	2,371.08
	THERMO ELECTRON NORTH AMERICA	\$ 2,371.08
ACH	MANAGED MOBILE INC	
	Repair Parts/Labor for Agency Vehicles IN00-0215675	171.36
	Repair Parts/Labor for Agency Vehicles IN00-0215676	171.36
	MANAGED MOBILE INC	\$ 342.72
ACH	ECOTECH SERVICES INC	
	3/21 Residential Home Pressure Regulatio 1890	19,477.81
	ECOTECH SERVICES INC	\$ 19,477.81
ACH	JC LAW FIRM	
	3/2021 IEUA vs Spicer-EN17018 908	480.00
	3/2021 Romero vs IEUA 912	240.00
	3/2021 Kaiser vs CBWCD (Ely Basin) 910	26,640.00
	3/2021 Fontana vs ADO 906	1,320.00
	3/2021 Walker vs IEUA 913	1,770.00
	3/2021 Watermaster 909	5,614.00
	3/2021 General Legal 918	19,530.00

Check	Payee / Description	Amount
	3/2021 Ortiz vs IEUA 911	60.00
	3/2021 RCA Legal 907	270.00
	JC LAW FIRM \$	55,924.00
ACH	MWH CONSTRUCTORS INC	
	4600002851-10/2020 Professional Services 2021-30505777	12,093.70
	4600002851-1/2021 Professional Services 2021-30505777	18,523.90
	4600002851-12/2020 Professional Services 2021-30505777	1,091.35
	4600002851-11/2020 Professional Services 2021-30505777	10,610.53
	4600002851-2/2021 Professional Services 2021-30505777	12,001.40
	MWH CONSTRUCTORS INC \$	54,320.88
ACH	VIRAMONTES EXPRESS INC	
	RP2-3/22-3/26 Biosolids Hauling to IERCF 121898	3,373.12
	RP1-3/29-4/2 Biosolids Hauling to IERCF 121900	4,719.70
	RP1-3/22-3/26 Biosolids Hauling to IERCF 121897	5,401.98
	RP2-3/29-4/2 Biosolids Hauling to IERCF 121901	4,699.97
	RP1-3/1-3/5 Biosolids Hauling to IERCF 121891	4,978.84
	RP1-3/15-3/19 Biosolids Hauling to IERCF 121895	5,527.35
	RP2-3/15-3/19 Biosolids Hauling to IERCF 121896	2,703.85
	RP2-3/1-3/5 Biosolids Hauling to IERCF 121892	4,312.27
	VIRAMONTES EXPRESS INC \$	35,717.08
ACH	AMAZON BUSINESS	
	1oz Shot Glasses 1RPT-F1GM-1MD	1,547.66
	25 iPhone Car Chargers,OtterBox,Screen P 167Y-TDK7-QT6	658.33
	AMAZON BUSINESS \$	2,205.99
ACH	SOLARWINDS INC	
	6/21-6/22 SolarWinds IP Address Manager IN517582	1,015.68
	SOLARWINDS INC \$	1,015.68
ACH	WESTLAND GROUP INC	
	EN15012.01-2/29-4/30 Prof Svcs 17514	3,382.50
	WESTLAND GROUP INC \$	3,382.50
ACH	THE SOLIS GROUP	
	EN21015-3/1-3/31 Prof Svcs 6903	774.00
	EN17043/EN17110-3/1-3/31 Prof Svcs 6902	2,000.00
	EN17110.03-3/1-3/31 Prof Svcs 6900	1,884.00
	EN18006-3/1-3/31 Prof Svcs 6897	1,893.00
	EN21004/EN22004-3/1-3/31 Prof Svcs 6894	1,749.00
	THE SOLIS GROUP \$	8,300.00
ACH	WATER SYSTEMS CONSULTING INC	
	PL19005-12/1-3/31 Prof Svcs 5528	1,817.41
	WATER SYSTEMS CONSULTING INC \$	1,817.41
ACH	REDWOOD ENERGY STORAGE LLC	
	3/21 RP1/RP5/CCWRP Energy Storage System 1009	10,458.33

Check Payee / Description			Amount
	REDWOOD ENERGY STORAGE LLC	\$	10,458.33
ACH	REDWOOD ENERGY STORAGE II LLC 3/21 RP4 Energy Storage System Mgmt 2009		27,708.33
	REDWOOD ENERGY STORAGE II LLC	\$	27,708.33
ACH	OSISOFT LLC 5/21-4/22 PI Enterprise Software Relianc 9000133354		29,025.00
	OSISOFT LLC	\$	29,025.00
ACH	AMTEC Bayliss,J W/E 4/25/21 40 Hours 66751		1,200.00
	AMTEC	\$	1,200.00
ACH	INLAND EMPIRE WINDUSTRIAL CO Inv-Nipples,Plugs,Bell Reducers 034325 01		55.69
	INLAND EMPIRE WINDUSTRIAL CO	\$	55.69
ACH	LIBERTY LANDSCAPING INC FcltyMgt-4/21 Monthly Landscaping Servic 97328		18,175.00
	LIBERTY LANDSCAPING INC	\$	18,175.00
ACH	FLEETISTICS GEOTAB Materials 92333		2,740.86
	FLEETISTICS	\$	2,740.86
ACH	ACT, A DIVISION OF CCI CHEMICA 3/2021 Wtr Treatment Svc f/RP1,RP2,RP5,C 0358267-IN		445.00
	ACT, A DIVISION OF CCI CHEMICA	\$	445.00
ACH	ERAMOSA INTERNATIONAL INC EN13016-3/2021 Professional Services US23520-7		91,502.95
	ERAMOSA INTERNATIONAL INC	\$	91,502.95
ACH	SAN BERNARDINO COUNTY 5/1/21-4/30/22 Mountain N/O 8th Wtr Pipe USE FEE 05012		1,000.00
	SAN BERNARDINO COUNTY	\$	1,000.00
ACH	SO CALIF EDISON 8thStBsn-3/25-4/27 1180 8th St 8000035339 4/		59.45
	1630WPmpStn-3/25-4/27 1530 6th St 8004881955 4/		8,862.54
	CCWRP/TP-3/25-4/27 14950 Telephone Ave 8003543714 4/		77.36
	Trnr3&4-3/26-4/28 916 Archibald Ave 8001265279 4/		59.16
	TrnrBsnRW-3/26-4/28 1063 Turner Ave 8004601423 4/		19.92
	PrdLS-4/1-4/29 34 Johnson-Pine 8000032094 4/		60.05
	PrdDchlStn-4/1-4/29 34 Johnson-Pine 8000932049 4/		671.81
	CllgHgts/LwrDy/RP3Bsn/TrnrBsn1-4/1-4/29 0297941406 4/		311.73
	SnSvn5PmpStn-4/1-4/29 13785 Banyan 8004022929 4/		290.86
	RP1/RP5/8thStBsn-4/2-5/2 Kimball Ave/118 0389324092 4/		63.92

Check	Payee / Description	Amount
	SO CALIF EDISON	\$ 10,476.80
ACH	SO CALIF GAS	
	CCWRP/TP-4/1-4/30 14950 Telephone Ave 14959861 4/21	16.52
	HQA/B-3/30-4/28 6075 Kimball Ave 15729783 4/21	127.64
	Lab-3/31-4/29 2450 Phila St 15577783 4/21	14.30
	RP1Cmplx-3/31-4/29 2450 Phila St 12140888 4/21	83.19
	TP5-3/30-4/28 6075 Kimball Ave 15579076 4/21	23.20
	RP5-3/30-4/28 6075 Kimball Ave 13619305 4/21	2,534.09
		- - - - -
	SO CALIF GAS	\$ 2,798.94
ACH	SHELL ENERGY NORTH AMERICA LP	
	RP1/RP2/RP5/CCWRP-3/1-3/31 Power Usage-J 1100002880303	6,966.63
		- - - - -
	SHELL ENERGY NORTH AMERICA LP	\$ 6,966.63
ACH	SHELL ENERGY NORTH AMERICA LP	
	RP1/RP2/RP5/CCWRP-3/1-3/31 Power Usage 202103	147,408.49
		- - - - -
	SHELL ENERGY NORTH AMERICA LP	\$ 147,408.49
ACH	FOUNDATION HA ENERGY GENERATIO	
	RP4/RWPS-3/1-3/31 2811 6th St-Wind Power 2756	3,339.78
		- - - - -
	FOUNDATION HA ENERGY GENERATIO	\$ 3,339.78
ACH	IEUA EMPLOYEES' ASSOCIATION	
	P/R 9 5/7/21 Employee Ded HR 0096600	192.00
		- - - - -
	IEUA EMPLOYEES' ASSOCIATION	\$ 192.00
ACH	IEUA SUPERVISORS UNION ASSOCIA	
	P/R 9 5/7/21 Employee Ded HR 0096600	315.00
		- - - - -
	IEUA SUPERVISORS UNION ASSOCIA	\$ 315.00
ACH	IEUA GENERAL EMPLOYEES ASSOCIA	
	P/R 9 5/7/21 Employee Ded HR 0096600	1,031.60
		- - - - -
	IEUA GENERAL EMPLOYEES ASSOCIA	\$ 1,031.60
ACH	INLAND EMPIRE UNITED WAY	
	P/R 9 5/7/21 Employee Ded HR 0096600	51.00
		- - - - -
	INLAND EMPIRE UNITED WAY	\$ 51.00
ACH	IEUA PROFESSIONAL EMPLOYEES AS	
	P/R 9 5/7/21 Employee Ded HR 0096600	588.00
		- - - - -
	IEUA PROFESSIONAL EMPLOYEES AS	\$ 588.00
ACH	DISCOVERY BENEFITS INC	
	P/R 9 5/7/21 Cafeteria Plan HR 0096600	3,445.91
		- - - - -
	DISCOVERY BENEFITS INC	\$ 3,445.91
ACH	CITY EMPLOYEES ASSOCIATES	
	P/R 9 5/7/21 Employee Ded HR 0096600	362.50

Check	Payee / Description	Amount
	CITY EMPLOYEES ASSOCIATES \$	362.50
ACH	CARL H TAYLOR III P/R 9 5/7/21	147.63
	CARL H TAYLOR III \$	147.63
ACH	PADDA, KAWAL Reim-Emp Safety Shoe-Padda,K	245.67
	PADDA, KAWAL \$	245.67
ACH	FLORIO, JONATHAN D Reim-AMP Certificate Renewal 2021	150.00
	FLORIO, JONATHAN D \$	150.00
ACH	CHOU, RONALD Reim-CWEA 2021 Membership Renewal	192.00
	CHOU, RONALD \$	192.00
ACH	SUETANI, KRYSTLE Reim-CWEA 2021 Certificate Renewal	195.00
	SUETANI, KRYSTLE \$	195.00
ACH	SIANPOUR, SIAMAK MlgReim-3/27/21 Call Out-Sianpour,S	28.00
	SIANPOUR, SIAMAK \$	28.00
ACH	AQUA BEN CORPORATION RP2-23,000 Lbs Hydrofloc 748E	22,552.08
	AQUA BEN CORPORATION \$	22,552.08
ACH	FISHER SCIENTIFIC Sprtfil Fulimers Digestion Vials 2 Cases Gloves	466.26 1,988.09 620.22
	FISHER SCIENTIFIC \$	3,074.57
ACH	HOME DEPOT CREDIT SERVICES RP5Mnt-Grll Cvr,CtOff Dscs,Rst/Stn Rmvr 0174035 GWROps-Manual Cylinder Lifter 0472528 RP5Mnt-Tp Ct Rf Mts,Gr1 Cvr,Hl Sw St,Drp 2512597 GWROps-Brushes,Coupler 8523595 24' Alum Ext Ladder,Ridgid Filter 2-Pack 0010267 RP1Mnt-Ion Out Rust & Stain Removers 3973965 WQLab-Upright Freezer 8946652	535.20 168.39 238.55 9.61 244.56 103.31 164.56
	HOME DEPOT CREDIT SERVICES \$	1,464.18
ACH	PATTON SALES CORP Pipe,Plates	171.47

Check		Payee / Description	Amount
		PATTON SALES CORP	\$ 171.47
ACH		PERKINELMER HEALTH SCIENCES IN	
		Freight f/HyperSkimmer Screw - Inv #5304 5304706581	65.00
		PERKINELMER HEALTH SCIENCES IN\$	65.00
ACH		ROYAL INDUSTRIAL SOLUTIONS	
		Conduit Bodies,Lamps,Angles,Cable Ties 6441-1015703	825.44
		Terminal Block 6046-1001846	213.75
		Terminals,Terminal Blocks 6441-1016123	487.81
		Filters 6441-1015288	1,108.73
		ROYAL INDUSTRIAL SOLUTIONS	\$ 2,635.73
ACH		UNIVAR SOLUTIONS USA INC	
		TP1-12,405 Lbs Sodium Bisulfite 49082597	4,477.75
		UNIVAR SOLUTIONS USA INC	\$ 4,477.75
ACH		GRAINGER INC	
		RP1Mnt-Cleaner Cartridges,Urinal Screens 9851914243	844.94
		RP3Bsns-Conduit 9854941771	17.88
		RP3Bsns-Caps,Adapters-Male,Female 9854699734	17.47
		Inv-Ball Valves-Bronze 9854699742	571.72
		Inv-Expansion Wedge Anchors 9853982636	302.46
		RP1Mnt-Threaded Pipes-Anvilet 9853982628	36.81
		RP5Mnt-Ball Valves-Nylon 9853982644	72.54
		Inv-Sunscreen Lotion Packs 9851981218	40.91
		GRAINGER INC	\$ 1,904.73
ACH		DELL MARKETING L P	
		6 Latitude 5520 10476651914	9,834.69
		DELL MARKETING L P	\$ 9,834.69
ACH		SIGMA-ALDRICH INC	
		Syringes f/AutoSampler 553269379	111.11
		SIGMA-ALDRICH INC	\$ 111.11
ACH		INLAND OVERHEAD DOOR CO	
		RP1Mnt-Rpr Photo Eyes on Double Swing Ga 46664	525.00
		INLAND OVERHEAD DOOR CO	\$ 525.00
ACH		KONICA MINOLTA	
		5/21 Lease Copiers-C759,808,658E,458E 37710094	2,303.19
		5/21 Lease Copiers-C658,C308,C759,C659 37710093	2,761.14
		KONICA MINOLTA	\$ 5,064.33
ACH		AGILENT TECHNOLOGIES	
		Pesticides Surrogates 121003463	88.09
		Filaments,Ferrule,Mixing Liner 121018792	1,066.97
		AGILENT TECHNOLOGIES	\$ 1,155.06

Check	Payee / Description	Amount
ACH	MCMaster-CARR SUPPLY CO	
	4 Flat Free Wheels, Floor Tile 56694587	444.48
	Battery Pack 56517699	48.70
	Ladders, Screwdrivers, Hex Set, Hammers, Cla 56580628	1,807.21
	Mechanical Pump Shaft Seal 56545242	80.31
		- - - - -
	MCMaster-CARR SUPPLY CO \$	2,380.70
ACH	INDUSTRIAL SUPPLY CO	
	RP4Mnt-Lifing Chain-100', Shackles 4527	6,861.52
		- - - - -
	INDUSTRIAL SUPPLY CO \$	6,861.52
ACH	TELEDYNE ISCO	
	2/21-2/22 TOC Service Agreement P020087577	433.42
	2/21-2/22 TOC Service Agreement P020087207	866.84
		- - - - -
	TELEDYNE ISCO \$	1,300.26
ACH	MCR TECHNOLOGIES INC	
	3 ISCO Fans 39834	342.65
		- - - - -
	MCR TECHNOLOGIES INC \$	342.65
ACH	PANTHER PROTECTION	
	Maintenance West Door Trilogy Lock Maint P7014	819.53
		- - - - -
	PANTHER PROTECTION \$	819.53
ACH	W A RASIC CONSTRUCTION CO INC	
	EN20019.02-El Prado/Flower Cleanout Cove 343153	6,335.49
		- - - - -
	W A RASIC CONSTRUCTION CO INC \$	6,335.49
ACH	HACH COMPANY	
	RP1Mnt-Tubing 12413464	455.95
	Inv-Lamp Assys 12405303	420.20
	RP4Mnt-Nitratax Maint & Calibrate 12353339	1,073.51
		- - - - -
	HACH COMPANY \$	1,949.66
ACH	INNOVATIVE FEDERAL STRATEGIES	
	5/2021 Prof Svcs 052021	7,200.00
		- - - - -
	INNOVATIVE FEDERAL STRATEGIES \$	7,200.00
ACH	STANTEC CONSULTING INC	
	EN17082-2/27-3/26 Prof Svcs 1776861	9,124.50
		- - - - -
	STANTEC CONSULTING INC \$	9,124.50
ACH	GEI CONSULTANTS INC	
	PL19005-2/27-3/26 Prof Svcs 3088319	46,852.50
		- - - - -
	GEI CONSULTANTS INC \$	46,852.50
ACH	ROGERS, PETER J	
	5/6/21 Policy Cmmtt Fee-Rogers,P RPC-5/6/21	100.00
		- - - - -

Check	Payee / Description	Amount
	ROGERS, PETER J	\$ 100.00
ACH	OLIN CORP	
	RP4-4,946 Gals Sodium Hypochlorite 2956042	4,115.07
	TP1-4,896 Gals Sodium Hypochlorite 2957989	4,073.47
	TP1-4,944 Gals Sodium Hypochlorite 2957539	4,113.41
	TP1-4,762 Gals Sodium Hypochlorite 2957153	4,214.37
	TP1-4,856 Gals Sodium Hypochlorite 2956045	4,040.19
	TP1-4,858 Gals Sodium Hypochlorite 2956043	4,041.86
		- - - - -
	OLIN CORP	\$ 24,598.37
ACH	GK & ASSOCIATES	
	46-2849-3/21 Prof Svcs-RH 21-021	26,680.00
	46-2849-3/21 Prof Svcs-WO 21-020	15,521.00
	46-2849-3/21 Prof Svcs-RG 21-022	6,640.00
		- - - - -
	GK & ASSOCIATES	\$ 48,841.00
ACH	REED, RANDALL J	
	5/6/21 Policy Cmmtt Fee-Reed,R RPC-5/6/21	100.00
		- - - - -
	REED, RANDALL J	\$ 100.00
ACH	CALIFORNIA STRATEGIES LLC	
	4/2021 Professional Services 042139	7,500.00
		- - - - -
	CALIFORNIA STRATEGIES LLC	\$ 7,500.00
ACH	US BANK VOYAGER FLEET SYSTEMS	
	4/21 Gasoline f/Agency Vehicles 8693150932117	9,588.57
		- - - - -
	US BANK VOYAGER FLEET SYSTEMS	\$ 9,588.57
ACH	ALLIED UNIVERSAL SECURITY SERV	
	RP1-March 2021 Monthly Guard Service 11172024	5,413.63
		- - - - -
	ALLIED UNIVERSAL SECURITY SERV	\$ 5,413.63
ACH	ULLOA, EUNICE M	
	5/6/21 Policy Cmmtt Fee-Ulloa,E RPC-5/6/21	100.00
		- - - - -
	ULLOA, EUNICE M	\$ 100.00
ACH	DORST-PORADA, DEBRA	
	5/6/21 Policy Cmmtt Fee-Porada,D RPC-5/6/21	100.00
		- - - - -
	DORST-PORADA, DEBRA	\$ 100.00
ACH	DAVID WHEELER'S PEST CONTROL I	
	RP4-3/2021 Squirrel Control 53912	425.00
	RP2-3/2021 Rodent Control 53913	470.00
	CCWRF-3/2021 Rodent Control 53963	290.00
	RP4-3/2021 Hypo Storage Inspection/Pest 54068	50.00
	RP5-3/2021 Rodent Control 54105	260.00
	HQA/B-3/2021 Rodent Control 54135	260.00
	CCWRF-3/2021 Rodent Control 54140	260.00
		- - - - -
	DAVID WHEELER'S PEST CONTROL I	\$ 2,015.00

Check	Payee / Description			Amount
ACH	LILLESTRAND LEADERSHIP CONSULT 4/2021 One on One Coaching SD	7430		452.50
	LILLESTRAND LEADERSHIP CONSULT\$		- - - - -	452.50
ACH	DOWNES ENERGY Delivery Fee	0278616-IN		107.75
	DOWNES ENERGY	\$	- - - - -	107.75
ACH	CIVIC PUBLICATIONS INC 4/16/21 - 100,000 Earth Day Emails	1654		6,000.00
	May 2021 Premier Partner	1655		12,500.00
	CIVIC PUBLICATIONS INC	\$	- - - - -	18,500.00
ACH	CONSERV CONSTRUCTION INC WR21025-4/2021 Professional Services	1660		34,142.22
	WR21019-4/2021 Professional Services	1654		33,971.70
	WR21006-4/2021 Professional Services	1661		21,408.10
	CONSERV CONSTRUCTION INC	\$	- - - - -	89,522.02
ACH	AUTOZONE PARTS INC 40 Cases Gloves	5618187168		1,465.40
	AUTOZONE PARTS INC	\$	- - - - -	1,465.40
ACH	MICROAGE Router, Expansion Module, Power Supply, Mem	2154953		20,770.06
	MICROAGE	\$	- - - - -	20,770.06
ACH	SIGNATURE SCUBA 2 SCBA 4500 Carbon Cylinder Air Fill	7178		50.00
	SIGNATURE SCUBA	\$	- - - - -	50.00
ACH	V3IT CONSULTING INC April 2021 PR Creation Using 1W37W Docum	V3IT2021IEUA0		4,774.00
	V3IT CONSULTING INC	\$	- - - - -	4,774.00
ACH	ARCADIS U.S., INC. EN19001/EN19006-3/2021 Professional Serv	34227876		274,385.61
	ARCADIS U.S., INC.	\$	- - - - -	274,385.61
ACH	SANDOVAL, JESUS L 5/6/21 Policy Cmmtt Fee-Sandoval,J	RPC-5/6/21		100.00
	SANDOVAL, JESUS L	\$	- - - - -	100.00
ACH	VIRAMONTES EXPRESS INC 4/7 RP1 Pond Debris Hauling to RP2	122004		2,350.00
	VIRAMONTES EXPRESS INC	\$	- - - - -	2,350.00

Check	Payee / Description		Amount
ACH	DORGAN LEGAL SERVICES LLP 2/2021, 3/2021 General Advice	519	943.86
	DORGAN LEGAL SERVICES LLP	\$	943.86
ACH	TRANSENE COMPANY INC Blue Buffer Solution	191359	335.57
	Yellow/Red Buffer Solutions	191517	843.45
	TRANSENE COMPANY INC	\$	1,179.02
ACH	KRD MANAGEMENT CONSULTING LLC EE&CMHQ-2/1-3/31 Prof Svcs-Eng Dept SOP' 2 4600002730		10,150.00
	KRD MANAGEMENT CONSULTING LLC	\$	10,150.00
ACH	KEARNS & WEST PL19002-3/21 Prof Svcs	018938	7,113.75
	KEARNS & WEST	\$	7,113.75
ACH	THE SOLIS GROUP EN22002-3/1-3/31 Prof Svcs	6895	1,652.00
	EN19025-3/1-3/31 Prof Svcs	6896	1,770.00
	EN17082-3/1-3/31 Prof Svcs	6898	1,882.00
	EN20058-3/1-3/31 Prof Svcs	6899	910.00
	EN19010-3/1-3/31 Prof Svcs	6901	1,642.00
	THE SOLIS GROUP	\$	7,856.00
ACH	CAPO PROJECTS GROUP LLC February 2021 Professional Services	4549	24,199.88
	EN17110-2/2021 Professional Services	4551	435.00
	CAPO PROJECTS GROUP LLC	\$	24,634.88
ACH	BUCKNAM INFRASTRUCTURE GROUP I EN20038-1/2021 Professional Services	358-02.05	792.00
	EN20038-2/2021 Professional Services	358-02.06	3,572.00
	BUCKNAM INFRASTRUCTURE GROUP I\$		4,364.00
ACH	SMARTCOVER SYSTEMS 7/21-6/23 SmartFLOE/SmartCover System Wa 18056		8,092.00
	SMARTCOVER SYSTEMS	\$	8,092.00
ACH	CIPO CLOUD SOFTWARE LLC 3/2020 CIPO Professional Services	INV-001237	7,500.00
	CIPO CLOUD SOFTWARE LLC	\$	7,500.00
ACH	AMTEC Bayliss,J W/E 5/2/21 30 Hours	66827	465.00
	AMTEC	\$	465.00
ACH	LIBERTY LANDSCAPING INC FcltyMgt-ChnCrkPrk-Rpl Valve G-18 G-21	97584	676.21

Report: ZFIR TREASURER		Inland Empire Utilities Agency	Page 14
For 05/01/2021 ~ 05/31/2021		Treasurer Report	Date 06/24/2021
Check	Payee / Description		Amount
	FcltyMgt-RP1PhilaEnt-Rdctn/Thnng Vgtn E 97636		4,680.00
	FcltyMgt-RP1PhilaEnt-Rdctn/Thnng Hmlss C 97637		1,407.00
		- - - - -	
	LIBERTY LANDSCAPING INC	\$	6,763.21
ACH	FLEETISTICS		
	GEOTAB Materials	92822	3,590.40
		- - - - -	
	FLEETISTICS	\$	3,590.40
ACH	RADAR ENVIRONMENTAL INC		
	March 2021 HazMat Disposal Svcs AgencyWi 1300		1,550.94
		- - - - -	
	RADAR ENVIRONMENTAL INC	\$	1,550.94
ACH	DUTREY, JAVIER J		
	5/6/21 Policy Cmmtt Fee-Dutrey,J	RPC-5/6/21	100.00
		- - - - -	
	DUTREY, JAVIER J	\$	100.00
ACH	ADAM'S FALCONRY SERVICE LLC		
	4/2021 Bird Control Services	15979	1,560.00
		- - - - -	
	ADAM'S FALCONRY SERVICE LLC	\$	1,560.00
ACH	VELTO, BILL		
	5/6/21 Policy Cmmtt Fee-Velto,B	RPC-5/6/21	100.00
		- - - - -	
	VELTO, BILL	\$	100.00
ACH	SO CALIF EDISON		
	PhilLS-3/10-4/7 1818 Phila St	8000031143 3/	7,749.94
	1630EPmpStn-3/19-4/18 7420 1/2 East	8000414223 4/	340.15
	PhilLS-4/8-5/6 1818 Phila St	8000031143 4/	7,451.73
	RP2MntLnchRm-4/1-4/30 16400 El Prado Rd	8005078295 4/	11,690.00
	BnaBsn-4/8-5/6 14017 Whittram Ped	8004504662 4/	47.74
	ElyBsn-4/8-5/6 1665 Phila Ave	8000057558 4/	50.85
	HckryDm-4/8-5/6 13400 Whittram Ave	8000257085 4/	753.12
	ZnRsvr-4/7-5/5 12749 6th St	8002740158 4/	110.29
	RP4-4/7-5/5 12811 6th St	8000598564 4/	341.74
	OntLS-4/6-5/4 2525 Riverside Dr	8001610323 4/	30.68
	RP1StLts-4/1-4/30 34 Phila	8000340637 4/	23.46
	RP2MntLnchRm-4/1-5/1 16400 El Prado Rd	8000703247 4/	273.80
	MntclLS-3/12-4/11 34 Palmetto-Phila	8000031789 3/	1,833.58
	RP1-4/1-5/1 2450 Phila St	8000389509 4/	117.24
	DclzBsn-4/5-5/3 13978 Phila	8002283946 4/	77.54
		- - - - -	
	SO CALIF EDISON	\$	30,891.86
ACH	SO CALIF GAS		
	RP1-4/1-5/1 2450 Phila St	5300510 4/21	2,610.22
	RP1-4/1-5/1 2450 Phila St	11336197 4/21	50.00
	RP2Dg-4/1-5/1 16400 El Prado Rd	13265401 4/21	195.78
		- - - - -	
	SO CALIF GAS	\$	2,856.00
ACH	IEUA EMPLOYEES' ASSOCIATION		
	P/R DIR 5 5/14/21 Employee Ded	HR 0096700	12.00
		- - - - -	

Check	Payee / Description	Amount
	IEUA EMPLOYEES' ASSOCIATION	\$ 12.00
ACH	BECKER, NIKI	
	Reim-CWEA 2021 Membership Renewal 51745 2021	192.00
	BECKER, NIKI	\$ 192.00
ACH	SOLIS, MATTHEW	
	Reim-CWEA 2021 Membership Renewal 325507 2021	192.00
	SOLIS, MATTHEW	\$ 192.00
ACH	PUGA, DAISY	
	Reim-12/1/20 Home Depot Gloves Purchase 12/1/20 HOME	29.03
	PUGA, DAISY	\$ 29.03
ACH	MUNOZ, HENRY	
	Emp Assist PC Loan Purchase PC LOAN	1,515.63
	MUNOZ, HENRY	\$ 1,515.63
ACH	RED WING SHOE STORE	
	Emp Safety Shoe Purchase 133-1-135293	225.00
	Emp Safety Shoe Purchase 405-1-29446	193.94
	Emp Safety Shoe Purchase 405-1-32127	223.03
	Emp Safety Shoe Purchase 816-99-240869	225.00
	Emp Safety Shoe Purchase 192-99-840582	225.00
	Emp Safety Shoe Purchase 133-99-137351	213.33
	Emp Safety Shoe Purchase 957-1-63034	184.24
	Emp Safety Shoe Purchase 192-99-206740	225.00
	RED WING SHOE STORE	\$ 1,714.54
ACH	EMPOWER RETIREMENT	
	P/R 9 5/7/21 Deferred Comp Ded HR 0096600	101,376.46
	EMPOWER RETIREMENT	\$ 101,376.46
ACH	AQUA BEN CORPORATION	
	DAFT-4,600 Lbs Hydrofloc 748E 42448	4,510.42
	RP1-18,4000 Lbs Hydrofloc 750A 42449	23,592.94
	DAFT-4,600 Lbs Hydrofloc 748E 42399	4,510.42
	RP1-25,300 Lbs Hydrofloc 750A 42400	32,440.29
	RP5-11,500 Lbs Hydrofloc 748E 42232	11,276.04
	RP5-11,500 Lbs Hydrofloc 748E 42387	11,276.04
	AQUA BEN CORPORATION	\$ 87,606.15
ACH	FISHER SCIENTIFIC	
	Cond Standard 1135660	328.25
	FISHER SCIENTIFIC	\$ 328.25
ACH	HOME DEPOT CREDIT SERVICES	
	GWROps-T-Handle Tire Repair Kit,Hangers, 0511739	27.81
	RP1Mnt-Knee Pads,Door Pulls,Hanger Strap 0974598	166.25
	CCWRPMnt-Wire 12 Strnd-Yllw/Rd/Orng/Blk/ 2623515	657.96
	TP1Ops-Folding Tables 6015837	172.31

Check		Payee / Description	Amount
		HOME DEPOT CREDIT SERVICES \$	1,024.33
ACH	J L WINGERT CO		
	Inv-Teflon Seal Rings,Ck Ball Springs	3011975	358.47
	J L WINGERT CO	\$	358.47
ACH	NAPA GENUINE PARTS COMPANY		
	1 Battery	4584-334607	166.71
	NAPA GENUINE PARTS COMPANY	\$	166.71
ACH	PERKINELMER HEALTH SCIENCES IN		
	Dual ICP-MS Filters	5304711108	1,005.53
	PERKINELMER HEALTH SCIENCES IN	\$	1,005.53
ACH	ROYAL INDUSTRIAL SOLUTIONS		
	Struts,FloorStands,ConduitBodies,Angles,	6441-1016233	3,237.48
	Cable,CoatedConduit,Hubs,Couplings,PullL	6441-1016112	1,071.91
	Timing Relays	6441-1016218	671.15
	Timing Relays	6441-1016374	671.15
	Timing Relays	6441-1016375	671.15
	Baldor Brushes	6441-1016964	230.48
	Timing Relays	6441-1016376	671.15
	ROYAL INDUSTRIAL SOLUTIONS	\$	7,224.47
ACH	SANTA ANA WATERSHED		
	March 2021 Service	9874	86,854.20
	Direct Discharge Permit Fees	9881	3,600.00
	March 2021 Truck Discharge	9868	7,777.23
	SANTA ANA WATERSHED	\$	98,231.43
ACH	SOUTHWEST ALARM SERVICE		
	RP5 Office Trlr 5/21 Monthly Monitoring	073629	50.00
	5/21 Agency-Wide Monthly Monitoring Serv	073466	4,852.00
	SOUTHWEST ALARM SERVICE	\$	4,902.00
ACH	UNIVAR SOLUTIONS USA INC		
	PradoLS-11,858 Lbs Sodium Bisulfite	49113135	4,280.45
	RP5-12,520 Lbs Sodium Bisulfite	49073243	4,519.25
	RP5-12,510 Lbs Sodium Bisulfite	49033153	4,515.64
	UNIVAR SOLUTIONS USA INC	\$	13,315.34
ACH	GRAINGER INC		
	TP1Mnt-Nuts	9861277599	70.75
	GRAINGER INC	\$	70.75
ACH	ENVIRONMENTAL RESOURCES ASSOC		
	Ceriodphnia Dubia	969196	381.51
	ENVIRONMENTAL RESOURCES ASSOC	\$	381.51

Check		Payee / Description	Amount
ACH	GENESIS CONSTRUCTION		
	EN17110.03-4/21 Pay Est 9	PE 9-EN17110.	117,562.50
			- - - - -
	GENESIS CONSTRUCTION	\$	117,562.50
ACH	ACCUSTANDARD INC		
	Acrolein,Arcylonitrile,t-Butanol,Aroclor 938402		332.96
			- - - - -
	ACCUSTANDARD INC	\$	332.96
ACH	THATCHER COMPANY OF CALIFORNIA		
	TP1-45,340 Lbs Aluminum Sulfate	283373	3,773.07
			- - - - -
	THATCHER COMPANY OF CALIFORNIA	\$	3,773.07
ACH	ENVIRONMENTAL CONSULTING & TES		
	3 Liter Algae, 3 Liter YCT	136	210.00
			- - - - -
	ENVIRONMENTAL CONSULTING & TES	\$	210.00
ACH	RED WING SHOE STORE		
	Emp Safety Shoe Purchase	192-1-106861	213.33
	Emp Safety Shoe Purchase	133-99-841183	203.63
			- - - - -
	RED WING SHOE STORE	\$	416.96
ACH	TELEDYNE ISCO		
	ISCO Sampler Repairs	P020087852	3,204.50
			- - - - -
	TELEDYNE ISCO	\$	3,204.50
ACH	YSI INCORPORATED		
	CatalystPackingKits,Elbows,Lube,Tubes,Nu 863241		2,400.18
			- - - - -
	YSI INCORPORATED	\$	2,400.18
ACH	TOM DODSON & ASSOCIATES		
	EN17006/EN23002-3/2-3/29 Prof Svcs	IE-348 21-2	3,000.00
	EN19006-11/20 Prof Svcs	IE-340 21-3	6,270.00
	SP&R-3/25-3/29 Prof Svcs	IE-349 21-1	5,000.00
			- - - - -
	TOM DODSON & ASSOCIATES	\$	14,270.00
ACH	CITY TOOL WORKS INC		
	44 J Hooks	017981	635.29
			- - - - -
	CITY TOOL WORKS INC	\$	635.29
ACH	LEE & RO INC		
	EN18006-3/1-3/31 Prof Svcs-46-2261-003 R 1165/27		12,504.68
			- - - - -
	LEE & RO INC	\$	12,504.68
ACH	PARKSON CORP		
	Airlift Pumps	AR1/51030953	54,673.25
			- - - - -
	PARKSON CORP	\$	54,673.25
ACH	NORSTAR PLUMBING & ENGINEERING		

Check	Payee / Description	Amount
	EN21014-4/21 Pay Est 2 PE 2-EN21014	30,331.60
	EN21015-4/21 Pay Est 2 PE 2-EN21015	112,567.40
		- - - - -
	NORSTAR PLUMBING & ENGINEERING\$	142,899.00
ACH	CASC ENGINEERING AND CONSULTIN	
	RW15004-3/2021 Professional Services 0043930	5,996.50
		- - - - -
	CASC ENGINEERING AND CONSULTIN\$	5,996.50
ACH	W A RASIC CONSTRUCTION CO INC	
	EN19400-4/21 Pay Est 1 PE 1-EN20041	18,430.00
		- - - - -
	W A RASIC CONSTRUCTION CO INC \$	18,430.00
ACH	INLAND EMPIRE REGIONAL	
	RP1-4/21 Biosolids 90028904	214,951.56
	RP2-4/21 Biosolids 90028905	139,765.14
		- - - - -
	INLAND EMPIRE REGIONAL \$	354,716.70
ACH	HACH COMPANY	
	RP5Mnt-DPD TOT Chlrn PPs, Sample Cells w/ 12418720	358.62
		- - - - -
	HACH COMPANY \$	358.62
ACH	W M LYLES COMPANY	
	EN19001-4/21 Pay Est 6 PE 6-EN19001	9,310,072.67
	EN19006-4/21 Pay Est 6 PE 6-EN19006	9,632,880.09
	EN18006-4/21 Pay Est 9 PE 9-EN18006	234,523.95
		- - - - -
	W M LYLES COMPANY \$	19,177,476.71
ACH	PEST OPTIONS INC	
	April 2021 Weed Abatement Services 373738	4,014.40
	April 2021 GWR Weed Abatement Services 373794	8,706.84
		- - - - -
	PEST OPTIONS INC \$	12,721.24
ACH	STANEK CONSTRUCTORS INC	
	EN19010-4/21 Pay Est 16 PE 16-EN19010	11,400.00
		- - - - -
	STANEK CONSTRUCTORS INC \$	11,400.00
ACH	VAUGHAN'S INDUSTRIAL REPAIR CO	
	RP1 Rebuild Silo #2 Discharge Gate Actua 028009	5,412.18
		- - - - -
	VAUGHAN'S INDUSTRIAL REPAIR CO\$	5,412.18
ACH	OLIN CORP	
	RP5-4,924 Gals Sodium Hypochlorite 2956044	4,096.77
	CCWRP-4,002 Gals Sodium Hypochlorite 2952742	3,541.77
	CCWRP-4,500 Gals Sodium Hypochlorite 2951314	3,982.50
	RP5-4,860 Gals Sodium Hypochlorite 2950794	4,043.52
	TP1-4,656 Gals Sodium Hypochlorite 2960623	4,120.56
	CCWRP-3,996 Gals Sodium Hypochlorite 2954246	3,536.46
	RP5-4,866 Gals Sodium Hypochlorite 2953291	4,048.51
	TP1-4,780 Gals Sodium Hypochlorite 2958956	4,230.30
	RP4-4,856 Gals Sodium Hypochlorite 2958958	4,040.19

Check	Payee / Description		Amount
	TP1-4,952 Gals Sodium Hypochlorite	2959483	4,120.06
	TP1-4,706 Gals Sodium Hypochlorite	2959939	4,164.81
	CCWRP-4,006 Gals Sodium Hypochlorite	2955497	3,545.31
	RP5-4,946 Gals Sodium Hypochlorite	2955498	4,115.07
	TP1-4,998 Gals Sodium Hypochlorite	2960244	4,158.34
	RP4-4,806 Gals Sodium Hypochlorite	2960622	3,998.59
	CCWRP-4,068 Gals Sodium Hypochlorite	2959940	3,600.18
	CCWRP-3,948 Gals Sodium Hypochlorite	2958479	3,493.98
	RP5-4,880 Gals Sodium Hypochlorite	2957988	4,060.16
	CCWRP-3,950 Gals Sodium Hypochlorite	2957154	3,495.75
		- - - - -	-
	OLIN CORP	\$	74,392.83
ACH	SUN WIRELESS		
	6 FCC Site License Renewals	21023	1,500.00
		- - - - -	-
	SUN WIRELESS	\$	1,500.00
ACH	READY REFRESH BY NESTLE		
	4/2021 Bottled Water,Cooler Rental	11D0029859071	705.69
		- - - - -	-
	READY REFRESH BY NESTLE	\$	705.69
ACH	ALLIED UNIVERSAL SECURITY SERV		
	May 2021 Monthly Patrol Service	11202922	11,772.64
	Credit for 1/2021 IEUA Rover Patrol	11278950	668.10
		- - - - -	-
	ALLIED UNIVERSAL SECURITY SERV\$		11,104.54
ACH	SIEMENS INDUSTRY INC		
	Electromagnetic Flow Sensor	5605505694	5,177.39
		- - - - -	-
	SIEMENS INDUSTRY INC	\$	5,177.39
ACH	DOWNS ENERGY		
	RP1-1,850.00 Gals Clear Diesel Fuel	0278907-IN	6,478.93
		- - - - -	-
	DOWNS ENERGY	\$	6,478.93
ACH	KIM'S MASTER AUTO REPAIR		
	FltMnt-Veh 1802-Rplc Right Side Mirror A 041842		302.22
	FltMnt-Veh 1402-Ck Purge Vlv & Vent Vlvk 041843		120.00
		- - - - -	-
	KIM'S MASTER AUTO REPAIR	\$	422.22
ACH	EPI-USE AMERICA INC		
	3/2021 HCM Consulting	263913104	1,550.00
		- - - - -	-
	EPI-USE AMERICA INC	\$	1,550.00
ACH	SPIESS CONSTRUCTION COMPANY IN		
	EN21004-4/21 Pay Est 13	PE 13-EN21004	74,700.87
		- - - - -	-
	SPIESS CONSTRUCTION COMPANY IN\$		74,700.87
ACH	ATKINSON, ANDELSON, LOYA,		
	3/2021 General Labor Advice	620269	10,386.30
		- - - - -	-
	ATKINSON, ANDELSON, LOYA,	\$	10,386.30

Check	Payee / Description	Amount
ACH	ENVIRONMENTAL SCIENCE ASSOCIAT 4600001391-3/2021 Professional Services 163162	9,561.31
	ENVIRONMENTAL SCIENCE ASSOCIAT\$	9,561.31
ACH	MICROAGE Adobe Creative Cloud for Teams 2155469	708.07
	MICROAGE \$	708.07
ACH	CALIFORNIA WATER TECHNOLOGIES RP2-17,901.36 lbs Ferric Chloride Soluti 39528 Phills-18,496.80 lbs Ferric Chloride Sol 39576 RP2-17,868.28 lbs Ferric Chloride Soluti 39587 CCWRP-18,159.60 lbs Ferric Chloride Solu 39549 RP1-17,184.85 lbs Ferric Chloride Soluti 39557	5,649.94 5,837.87 5,639.48 5,731.44 5,423.83
	CALIFORNIA WATER TECHNOLOGIES \$	28,282.56
ACH	FRESNO FIRST BANK EN18006-4/21 Pay Est 9 PE 9-EN18006	12,343.37
	FRESNO FIRST BANK \$	12,343.37
ACH	FERREIRA COASTAL CONSTRUCTION RW15004-4/21 Pay Est 11 PE 11-RW15004 EN19025-4/21 Pay Est 5 PE 5-EN19025	308,467.44 162,887.95
	FERREIRA COASTAL CONSTRUCTION \$	471,355.39
ACH	MANAGED MOBILE INC Repair Parts/Labor for Agency Vehicles IN00-0217163 Repair Parts/Labor for Agency Vehicles IN00-0217164 Repair Parts/Labor for Agency Vehicles IN00-0216470	373.40 110.53 141.03
	MANAGED MOBILE INC \$	624.96
ACH	BANNER BANK EN19010-4/21 Pay Est 16 PE 16-EN19010	600.00
	BANNER BANK \$	600.00
ACH	MWH CONSTRUCTORS INC 4600002851-3/2021 Professional Services 2021-30505777	13,827.70
	MWH CONSTRUCTORS INC \$	13,827.70
ACH	VIRAMONTES EXPRESS INC RP1-3/8-3/12 Biosolids Hauling to IERCF 121893	5,581.91
	VIRAMONTES EXPRESS INC \$	5,581.91
ACH	MICHAEL BAKER INTERNATIONAL IN EN20064-2/2021-3/2021 Professional Servi 1114296 1/2021 Professional Services 1108528	103,227.50 27,951.12
	MICHAEL BAKER INTERNATIONAL IN\$	131,178.62

Check	Payee / Description		Amount
ACH	DORGAN LEGAL SERVICES LLP 2/2021, 3/2021 General Advice	507	10,018.76
	DORGAN LEGAL SERVICES LLP	\$	10,018.76
ACH	AMAZON BUSINESS 3 Solar Street Lights	1D6K-V944-9GK	316.80
	Paper Bowls, Sign Holder, Hooks, Flash Driv	1TG4-H7D1-WYY	259.91
	Switch	1VP3-JWYJ-N1L	36.32
	Wheel Chocks, Clamps, Boat Cover, Rivet Too	1M6H-46FQ-NKX	301.98
	Parka, Pants	1KK9-TVGQ-YTC	398.65
	Perrier Water	1Y4W-TQJ7-KDX	81.44
	AMAZON BUSINESS	\$	1,395.10
ACH	PRO-CRAFT CONSTRUCTION INC CCWRP Camera Waste Line	20060-5	1,110.00
	PRO-CRAFT CONSTRUCTION INC	\$	1,110.00
ACH	WESTLAND GROUP INC EN18006-2/28-3/31 Prof Svcs	19694	2,730.00
	WESTLAND GROUP INC	\$	2,730.00
ACH	KIEWIT INFRASTRUCTURE WEST CO EN17082-4/21 Pay Est 18	PE 18-EN17082	226,559.32
	KIEWIT INFRASTRUCTURE WEST CO	\$	226,559.32
ACH	CAPO PROJECTS GROUP LLC EN17082-3/2021 Professional Services	4602	580.00
	EN17110-3/2021 Professional Services	4603	290.00
	CAPO PROJECTS GROUP LLC	\$	870.00
ACH	AMTEC Bayliss, J W/E 5/9/21 40 Hours	66882	1,200.00
	AMTEC	\$	1,200.00
ACH	POWER PLUS EN19001-3/26-4/22 Electrical Svcs	286289P0421	1,060.00
	POWER PLUS	\$	1,060.00
ACH	MULTIVISTA EN19001/EN19006-4/2021 Professional Serv 1818		2,713.70
	MULTIVISTA	\$	2,713.70
ACH	ACT, A DIVISION OF CCI CHEMICA 4/2021 Wtr Treatment Svc f/RP1,RP2,RP5,C 0361295-IN		445.00
	ACT, A DIVISION OF CCI CHEMICA	\$	445.00
ACH	ADT COMMERCIAL LLC RP4-Semi Annual Suppression Inspection	139754945	480.00
	RP1-Semi Annual Suppression Inspection	139754948	480.00

Check		Payee / Description	Amount
		HQ#1-Semi Annual Suppression Inspection 139754947	480.00
		HQ#2-Semi Annual Suppression Inspection 139754946	480.00
			- - - - -
		ADT COMMERCIAL LLC \$	1,920.00
ACH		FRESNO FIRST BANK	
		EN19001-4/21 Pay Est 6 PE 6-EN19001	490,003.82
		EN19006-4/21 Pay Est 6 PE 6-EN19006	506,993.69
			- - - - -
		FRESNO FIRST BANK \$	996,997.51
ACH		A-TECH CONSULTING INC	
		COVID Return to Work Consulting 211260	1,755.00
		COVID Return to Work Consulting 211259	1,640.00
			- - - - -
		A-TECH CONSULTING INC \$	3,395.00
ACH		BANNER BANK	
		EN17110.03-4/21 Pay Est 9 PE 9-EN17110.	6,187.50
			- - - - -
		BANNER BANK \$	6,187.50
ACH		SO CALIF EDISON	
		MntclBsn-4/15-5/13 4700 San Jose 8000092569 4/	66.63
		MntclLS-4/12-5/10 34 Palmetto-Phila 8000031789 4/	1,061.19
		JrpBsn-4/8-5/6 13450 Jurupa 8000401711 4/	2,997.21
		BrksStBsn-4/15-5/13 10661 Silicon Ped 8000094378 4/	50.92
			- - - - -
		SO CALIF EDISON \$	4,175.95
ACH		SHELL ENERGY NORTH AMERICA LP	
		RP1/RP2/RP5/CCWRP-4/1-4/30 Power Usage-F 1100002880304	6,238.46
			- - - - -
		SHELL ENERGY NORTH AMERICA LP \$	6,238.46
ACH		SOLAR STAR CALIFORNIA V LLC	
		CCWRP/TP/RWPS-3/1-3/31 14950 Telephone A E02M0613-4387	14,304.48
		RP5/TP5/HQA/B-3/1-3/31 6075 Kimball Ave E02M0614-4387	13,684.16
		RP1-3/1-3/31 2450 Phila St E02M0615-4387	10,242.89
			- - - - -
		SOLAR STAR CALIFORNIA V LLC \$	38,231.53
ACH		FOUNDATION HA ENERGY GENERATIO	
		RP4/RWPS-4/1-4/30 2811 6th St-Wind Power 2767	4,429.70
			- - - - -
		FOUNDATION HA ENERGY GENERATIO\$	4,429.70
ACH		BENEFIT COORDINATORS CORPORATI	
		5/2021 LTD,Agency Pd Life,Employee Pd Li 9271	15,897.21
			- - - - -
		BENEFIT COORDINATORS CORPORATI\$	15,897.21
ACH		IEUA EMPLOYEES' ASSOCIATION	
		P/R 10 5/21/21 Employee Ded HR 0096800	192.00
			- - - - -
		IEUA EMPLOYEES' ASSOCIATION \$	192.00
ACH		IEUA SUPERVISORS UNION ASSOCIA	
		P/R 10 5/21/21 Employee Ded HR 0096800	315.00

Check	Payee / Description	Amount
	IEUA SUPERVISORS UNION ASSOCIA\$	315.00
ACH	IEUA GENERAL EMPLOYEES ASSOCIA P/R 10 5/21/21 Employee Ded	1,031.60
	IEUA GENERAL EMPLOYEES ASSOCIA\$	1,031.60
ACH	INLAND EMPIRE UNITED WAY P/R 10 5/21/21 Employee Ded	51.00
	INLAND EMPIRE UNITED WAY \$	51.00
ACH	WESTERN DENTAL PLAN 5/21 Agency Dental Plan	2,357.13
	WESTERN DENTAL PLAN \$	2,357.13
ACH	PREFERRED BENEFIT INSURANCE 5/21 Agency Dental Plan	18,393.00
	PREFERRED BENEFIT INSURANCE \$	18,393.00
ACH	IEUA PROFESSIONAL EMPLOYEES AS P/R 10 5/21/21 Employee Ded	600.00
	IEUA PROFESSIONAL EMPLOYEES AS\$	600.00
ACH	DISCOVERY BENEFITS INC P/R 10 5/21/21 Cafeteria Plan	3,445.91
	DISCOVERY BENEFITS INC \$	3,445.91
ACH	DISCOVERY BENEFITS INC April 2021 Admin Fees	237.50
	DISCOVERY BENEFITS INC \$	237.50
ACH	LEGALSHIELD 5/21 Employee Prepaid Legal Services	195.35
	LEGALSHIELD \$	195.35
ACH	CITY EMPLOYEES ASSOCIATES P/R 10 5/21/21 Employee Ded	362.50
	CITY EMPLOYEES ASSOCIATES \$	362.50
ACH	CARL H TAYLOR III P/R 18 8/28/20	147.63
	P/R 10 5/21/21	147.63
	CARL H TAYLOR III \$	295.26
ACH	FLORIO, JONATHAN D Reim-4/30/21 Tennis Balls, Twine	25.03
	FLORIO, JONATHAN D \$	25.03

Check	Payee / Description	Amount
ACH	RESECK-FRANCIS, CHEYANNE	
	Reim-National Notary Membership Renewal 5/5/21 NOTARY	69.00
	Reim-Notary Stamps, Refill Ink NOTARY STAMP/	62.00
	Reim-NNA Virtual Conference NNA CONFERENC	59.00
	Reim-IAAP Membership Renewal 2021 IAAP 2021	150.00
		- - - - -
	RESECK-FRANCIS, CHEYANNE \$	340.00
ACH	RUSSO, EFRAIN	
	MlgReim-4/25/21 Call Out-Russo,E MLG 4/25/21	17.92
	Reim-4/25/21 Overtime Meal 4/25/21 OT ME	10.00
		- - - - -
	RUSSO, EFRAIN \$	27.92
ACH	CHOU, RONALD	
	Reim-CWEA 2021 Certificate Renewal 69773I 2021	96.00
		- - - - -
	CHOU, RONALD \$	96.00
ACH	SETYADI, NAGORO	
	Reim-CWEA Certificate Renewal 2021 1308231927 20	195.00
		- - - - -
	SETYADI, NAGORO \$	195.00
ACH	DIAS, MICHAEL	
	Reim-5/17/21 New Employee Lunch 5/17/21 LUNCH	73.27
		- - - - -
	DIAS, MICHAEL \$	73.27
ACH	JOHNSON, TRENTON	
	Reim-CWEA 2021 Certificate Renewal 384633I 2021	220.00
		- - - - -
	JOHNSON, TRENTON \$	220.00
ACH	MARTINEZ, ARNOLDO	
	MlgReim-4/21/21 Call Out-Martinez,A MLG 4/21/20	28.00
		- - - - -
	MARTINEZ, ARNOLDO \$	28.00
ACH	TROTT, MEGAN	
	Reim-4/26/21 New Employee Welcome Lunch 4/26/21 LUNCH	63.84
		- - - - -
	TROTT, MEGAN \$	63.84
ACH	SWRCB ACCOUNTING OFFICE	
	*SRF Rpymt #11 C065332-110 08823-21-11	55,337.37
		- - - - -
	SWRCB ACCOUNTING OFFICE \$	55,337.37
ACH	BREIG, ANNA	
	Reim Monthly Health Prem HEALTH PREM	181.48
		- - - - -
	BREIG, ANNA \$	181.48
ACH	ESTRADA, JIMMIE J	
	Reim Monthly Health Prem HEALTH PREM	505.96
		- - - - -
	ESTRADA, JIMMIE J \$	505.96

Check Payee / Description		Amount
ACH	HORNE, WILLIAM Reim Monthly Health Prem	HEALTH PREM 505.96
	HORNE, WILLIAM	\$ 505.96
ACH	LICHTI, ALICE Reim Monthly Health Prem	HEALTH PREM 181.48
	LICHTI, ALICE	\$ 181.48
ACH	NOWAK, THEO T Reim Monthly Health Prem	HEALTH PREM 491.96
	NOWAK, THEO T	\$ 491.96
ACH	SONNENBURG, ILSE Reim Monthly Health Prem	HEALTH PREM 181.48
	SONNENBURG, ILSE	\$ 181.48
ACH	MILLER, ELMER L Reim Monthly Health Prem	HEALTH PREM 851.32
	MILLER, ELMER L	\$ 851.32
ACH	DYKSTRA, BETTY Reim Monthly Health Prem	HEALTH PREM 181.48
	DYKSTRA, BETTY	\$ 181.48
ACH	MUELLER, CAROLYN Reim Monthly Health Prem	HEALTH PREM 181.48
	MUELLER, CAROLYN	\$ 181.48
ACH	GRIFFIN, GEORGE Reim Monthly Health Prem	HEALTH PREM 181.48
	GRIFFIN, GEORGE	\$ 181.48
ACH	CANADA, ANGELA Reim Monthly Health Prem	HEALTH PREM 181.48
	CANADA, ANGELA	\$ 181.48
ACH	CUPERSMITH, LEIZAR Reim Monthly Health Prem	HEALTH PREM 181.48
	CUPERSMITH, LEIZAR	\$ 181.48
ACH	HOBBS, DIANA Reim Monthly Health Prem	HEALTH PREM 505.96
	HOBBS, DIANA	\$ 505.96
ACH	DELGADO-ORAMAS JR, JOSE Reim Monthly Health Prem	HEALTH PREM 324.48
	DELGADO-ORAMAS JR, JOSE	\$ 324.48

Check Payee / Description		Amount
ACH	GRANGER, BRANDON Reim Monthly Health Prem	HEALTH PREM 158.74
	GRANGER, BRANDON	\$ 158.74
ACH	GADDY, CHARLES L Reim Monthly Health Prem	HEALTH PREM 158.74
	GADDY, CHARLES L	\$ 158.74
ACH	BAKER, CHRIS Reim Monthly Health Prem	HEALTH PREM 15.74
	BAKER, CHRIS	\$ 15.74
ACH	WEBB, DANNY C Reim Monthly Health Prem	HEALTH PREM 143.00
	WEBB, DANNY C	\$ 143.00
ACH	HUMPHREYS, DEBORAH E Reim Monthly Health Prem	HEALTH PREM 162.24
	HUMPHREYS, DEBORAH E	\$ 162.24
ACH	MOUAT, FREDERICK W Reim Monthly Health Prem	HEALTH PREM 162.24
	MOUAT, FREDERICK W	\$ 162.24
ACH	MORGAN, GARTH W Reim Monthly Health Prem	HEALTH PREM 143.00
	MORGAN, GARTH W	\$ 143.00
ACH	ALLINGHAM, JACK Reim Monthly Health Prem	HEALTH PREM 19.24
	ALLINGHAM, JACK	\$ 19.24
ACH	MAZUR, JOHN Reim Monthly Health Prem	HEALTH PREM 497.16
	MAZUR, JOHN	\$ 497.16
ACH	HAMILTON, MARIA Reim Monthly Health Prem	HEALTH PREM 143.00
	HAMILTON, MARIA	\$ 143.00
ACH	RAMOS, CAROL Reim Monthly Health Prem	HEALTH PREM 19.24
	RAMOS, CAROL	\$ 19.24
ACH	FISHER, JAY Reim Monthly Health Prem	HEALTH PREM 143.00

Check		Payee / Description	Amount
		FISHER, JAY	\$ 143.00
ACH	KING, PATRICK	Reim Monthly Health Prem	HEALTH PREM 19.24
		KING, PATRICK	\$ 19.24
ACH	DIETZ, JUDY	Reim Monthly Health Prem	HEALTH PREM 143.00
		DIETZ, JUDY	\$ 143.00
ACH	DAVIS, GEORGE	Reim Monthly Health Prem	HEALTH PREM 15.74
		DAVIS, GEORGE	\$ 15.74
ACH	MONZAVI, TAGHI	Reim Monthly Health Prem	HEALTH PREM 19.24
		MONZAVI, TAGHI	\$ 19.24
ACH	PETERSEN, KENNETH	Reim Monthly Health Prem	HEALTH PREM 181.48
		PETERSEN, KENNETH	\$ 181.48
ACH	TRAUTERMAN, HELEN	Reim Monthly Health Prem	HEALTH PREM 181.48
		TRAUTERMAN, HELEN	\$ 181.48
ACH	TIEGS, KATHLEEN	Reim Monthly Health Prem	HEALTH PREM 505.96
		TIEGS, KATHLEEN	\$ 505.96
ACH	DIGGS, GEORGE	Reim Monthly Health Prem	HEALTH PREM 505.96
		DIGGS, GEORGE	\$ 505.96
ACH	HAYES, KENNETH	Reim Monthly Health Prem	HEALTH PREM 505.96
		HAYES, KENNETH	\$ 505.96
ACH	RODRIGUEZ, LOUIS	Reim Monthly Health Prem	HEALTH PREM 162.24
		RODRIGUEZ, LOUIS	\$ 162.24
ACH	VARBEL, VAN	Reim Monthly Health Prem	HEALTH PREM 324.48
		VARBEL, VAN	\$ 324.48
ACH	CLIFTON, NEIL	Reim Monthly Health Prem	HEALTH PREM 324.48

Check		Payee / Description	Amount
		CLIFTON, NEIL	\$ 324.48
ACH	WELLMAN, JOHN THOMAS	Reim Monthly Health Prem	HEALTH PREM 324.48
	WELLMAN, JOHN THOMAS		\$ 324.48
ACH	TROXEL, WYATT	Reim Monthly Health Prem	HEALTH PREM 181.48
	TROXEL, WYATT		\$ 181.48
ACH	CORLEY, WILLIAM	Reim Monthly Health Prem	HEALTH PREM 324.48
	CORLEY, WILLIAM		\$ 324.48
ACH	CALLAHAN, CHARLES	Reim Monthly Health Prem	HEALTH PREM 15.74
	CALLAHAN, CHARLES		\$ 15.74
ACH	LESNIAKOWSKI, NORBERT	Reim Monthly Health Prem	HEALTH PREM 189.48
	LESNIAKOWSKI, NORBERT		\$ 189.48
ACH	VER STEEG, ALLEN J	Reim Monthly Health Prem	HEALTH PREM 158.74
	VER STEEG, ALLEN J		\$ 158.74
ACH	HACKNEY, GARY	Reim Monthly Health Prem	HEALTH PREM 497.16
	HACKNEY, GARY		\$ 497.16
ACH	TOL, HAROLD	Reim Monthly Health Prem	HEALTH PREM 181.48
	TOL, HAROLD		\$ 181.48
ACH	BANKSTON, GARY	Reim Monthly Health Prem	HEALTH PREM 181.48
	BANKSTON, GARY		\$ 181.48
ACH	ATWATER, RICHARD	Reim Monthly Health Prem	HEALTH PREM 143.00
	ATWATER, RICHARD		\$ 143.00
ACH	FIESTA, PATRICIA	Reim Monthly Health Prem	HEALTH PREM 497.16
	FIESTA, PATRICIA		\$ 497.16
ACH	DIGGS, JANET		

Check	Payee / Description	Amount
	Reim Monthly Health Prem	HEALTH PREM 648.96
	DIGGS, JANET	\$ 648.96
ACH	CARAZA, TERESA	
	Reim Monthly Health Prem	HEALTH PREM 19.24
	CARAZA, TERESA	\$ 19.24
ACH	ANDERSON, JOHN L	
	Reim Monthly Health Prem	HEALTH PREM 505.96
	ANDERSON, JOHN L	\$ 505.96
ACH	SANTA CRUZ, JACQUELYN	
	Reim Monthly Health Prem	HEALTH PREM 698.11
	SANTA CRUZ, JACQUELYN	\$ 698.11
ACH	HECK, ROSELYN	
	Reim Monthly Health Prem	HEALTH PREM 19.24
	HECK, ROSELYN	\$ 19.24
ACH	SOPICKI, LEO	
	Reim Monthly Health Prem	HEALTH PREM 317.48
	SOPICKI, LEO	\$ 317.48
ACH	GOSE, ROSEMARY	
	Reim Monthly Health Prem	HEALTH PREM 143.00
	GOSE, ROSEMARY	\$ 143.00
ACH	KEHL, BARRETT	
	Reim Monthly Health Prem	HEALTH PREM 143.00
	KEHL, BARRETT	\$ 143.00
ACH	RITCHIE, JANN	
	Reim Monthly Health Prem	HEALTH PREM 143.00
	RITCHIE, JANN	\$ 143.00
ACH	LONG, ROCKWELL DEE	
	Reim Monthly Health Prem	HEALTH PREM 526.84
	LONG, ROCKWELL DEE	\$ 526.84
ACH	FATTAHI, MIR	
	Reim Monthly Health Prem	HEALTH PREM 143.00
	FATTAHI, MIR	\$ 143.00
ACH	VERGARA, FLORENTINO	
	Reim Monthly Health Prem	HEALTH PREM 324.48
	VERGARA, FLORENTINO	\$ 324.48

Check		Payee / Description	Amount
ACH	WALL, DAVID	Reim Monthly Health Prem	HEALTH PREM 334.92
			- - - - -
	WALL, DAVID		\$ 334.92
ACH	CHUNG, MICHAEL	Reim Monthly Health Prem	HEALTH PREM 162.24
			- - - - -
	CHUNG, MICHAEL		\$ 162.24
ACH	ADAMS, PAMELA	Reim Monthly Health Prem	HEALTH PREM 19.24
			- - - - -
	ADAMS, PAMELA		\$ 19.24
ACH	BLASINGAME, MARY	Reim Monthly Health Prem	HEALTH PREM 526.84
			- - - - -
	BLASINGAME, MARY		\$ 526.84
ACH	ANDERSON, KENNETH	Reim Monthly Health Prem	HEALTH PREM 162.24
			- - - - -
	ANDERSON, KENNETH		\$ 162.24
ACH	MOE, JAMES	Reim Monthly Health Prem	HEALTH PREM 19.24
			- - - - -
	MOE, JAMES		\$ 19.24
ACH	POLACEK, KEVIN	Reim Monthly Health Prem	HEALTH PREM 669.84
			- - - - -
	POLACEK, KEVIN		\$ 669.84
ACH	ELROD, SONDR	Reim Monthly Health Prem	HEALTH PREM 162.24
			- - - - -
	ELROD, SONDR		\$ 162.24
ACH	FRAZIER, JACK	Reim Monthly Health Prem	HEALTH PREM 191.89
			- - - - -
	FRAZIER, JACK		\$ 191.89
ACH	HOAK, JAMES	Reim Monthly Health Prem	HEALTH PREM 143.00
			- - - - -
	HOAK, JAMES		\$ 143.00
ACH	DEZHAM, PARIVASH	Reim Monthly Health Prem	HEALTH PREM 19.24
			- - - - -
	DEZHAM, PARIVASH		\$ 19.24
ACH	FOLEY III, DANIEL J.	Reim Monthly Health Prem	HEALTH PREM 191.92
			- - - - -
	FOLEY III, DANIEL J.		\$ 191.92

Check Payee / Description		Amount
ACH	CLEVELAND, JAMES Reim Monthly Health Prem	HEALTH PREM 143.00
	CLEVELAND, JAMES	\$ 143.00
ACH	LANGNER, CAMERON Reim Monthly Health Prem	HEALTH PREM 670.64
	LANGNER, CAMERON	\$ 670.64
ACH	HAMILTON, LEANNE Reim Monthly Health Prem	HEALTH PREM 19.24
	HAMILTON, LEANNE	\$ 19.24
ACH	HOOSHMAND, RAY Reim Monthly Health Prem	HEALTH PREM 143.00
	HOOSHMAND, RAY	\$ 143.00
ACH	SCHLAPKOHL, JACK Reim Monthly Health Prem	HEALTH PREM 143.00
	SCHLAPKOHL, JACK	\$ 143.00
ACH	POOLE, PHILLIP Reim Monthly Health Prem	HEALTH PREM 191.92
	POOLE, PHILLIP	\$ 191.92
ACH	ADAMS, BARBARA Reim Monthly Health Prem	HEALTH PREM 162.24
	ADAMS, BARBARA	\$ 162.24
ACH	RUESCH, GENECE Reim Monthly Health Prem	HEALTH PREM 181.48
	RUESCH, GENECE	\$ 181.48
ACH	VANDERPOOL, LARRY Reim Monthly Health Prem	HEALTH PREM 535.82
	VANDERPOOL, LARRY	\$ 535.82
ACH	AMBROSE, JEFFREY Reim Monthly Health Prem	HEALTH PREM 324.48
	AMBROSE, JEFFREY	\$ 324.48
ACH	MERRILL, DIANE Reim Monthly Health Prem	HEALTH PREM 520.08
	MERRILL, DIANE	\$ 520.08
ACH	HOUSER, ROD Reim Monthly Health Prem	HEALTH PREM 678.82

Check		Payee / Description	Amount
		HOUSER, ROD	\$ 678.82
ACH	RUSSO, VICKI	Reim Monthly Health Prem	HEALTH PREM 191.92
			- - - - -
	RUSSO, VICKI		\$ 191.92
ACH	HUSS, KERRY	Reim Monthly Health Prem	HEALTH PREM 897.15
			- - - - -
	HUSS, KERRY		\$ 897.15
ACH	BINGHAM, GREGG	Reim Monthly Health Prem	HEALTH PREM 526.84
			- - - - -
	BINGHAM, GREGG		\$ 526.84
ACH	CHARLES, DAVID	Reim Monthly Health Prem	HEALTH PREM 143.00
			- - - - -
	CHARLES, DAVID		\$ 143.00
ACH	YEBOAH, ERNEST	Reim Monthly Health Prem	HEALTH PREM 143.00
			- - - - -
	YEBOAH, ERNEST		\$ 143.00
ACH	ALVARADO, ROSEMARY	Reim Monthly Health Prem	HEALTH PREM 181.48
			- - - - -
	ALVARADO, ROSEMARY		\$ 181.48
ACH	BARELA, GEORGE	Reim Monthly Health Prem	HEALTH PREM 143.00
			- - - - -
	BARELA, GEORGE		\$ 143.00
ACH	FETZER, ROBERT	Reim Monthly Health Prem	HEALTH PREM 669.84
			- - - - -
	FETZER, ROBERT		\$ 669.84
ACH	SPAETH, ERIC	Reim Monthly Health Prem	HEALTH PREM 19.24
			- - - - -
	SPAETH, ERIC		\$ 19.24
ACH	DAVIS, MARTHA	Reim Monthly Health Prem	HEALTH PREM 19.24
			- - - - -
	DAVIS, MARTHA		\$ 19.24
ACH	BRULE, CHRISTOPHER	Reim Monthly Health Prem	HEALTH PREM 191.92
			- - - - -
	BRULE, CHRISTOPHER		\$ 191.92
ACH	ROOS, JAMES	Reim Monthly Health Prem	HEALTH PREM 354.16

Check		Payee / Description	Amount
		ROOS, JAMES	\$ 354.16
ACH	MULLANEY, JOHN	Reim Monthly Health Prem	HEALTH PREM 334.92
	MULLANEY, JOHN		\$ 334.92
ACH	VALENZUELA, DANIEL	Reim Monthly Health Prem	HEALTH PREM 526.84
	VALENZUELA, DANIEL		\$ 526.84
ACH	PACE, BRIAN	Reim Monthly Health Prem	HEALTH PREM 526.84
	PACE, BRIAN		\$ 526.84
ACH	KING, JOSEPH	Reim Monthly Health Prem	HEALTH PREM 143.00
	KING, JOSEPH		\$ 143.00
ACH	VILLALOBOS, HECTOR	Reim Monthly Health Prem	HEALTH PREM 191.92
	VILLALOBOS, HECTOR		\$ 191.92
ACH	BAXTER, KATHLEEN	Reim Monthly Health Prem	HEALTH PREM 191.92
	BAXTER, KATHLEEN		\$ 191.92
ACH	PENMAN, DAVID	Reim Monthly Health Prem	HEALTH PREM 526.84
	PENMAN, DAVID		\$ 526.84
ACH	ANGIER, RICHARD	Reim Monthly Health Prem	HEALTH PREM 526.84
	ANGIER, RICHARD		\$ 526.84
ACH	MERRILL, DEBORAH	Reim Monthly Health Prem	HEALTH PREM 354.16
	MERRILL, DEBORAH		\$ 354.16
ACH	O'DEA, KRISTINE	Reim Monthly Health Prem	HEALTH PREM 162.24
	O'DEA, KRISTINE		\$ 162.24
ACH	OAKDEN, LISA	Reim Monthly Health Prem	HEALTH PREM 870.79
	OAKDEN, LISA		\$ 870.79
ACH	LAUGHLIN, JOHN		

Check Payee / Description		Amount
	Reim Monthly Health Prem	HEALTH PREM 143.00
	LAUGHLIN, JOHN	\$ 143.00
ACH	HUGHBANKS, ROGER	
	Reim Monthly Health Prem	HEALTH PREM 191.92
	HUGHBANKS, ROGER	\$ 191.92
ACH	SPENDLOVE, DANNY	
	Reim Monthly Health Prem	HEALTH PREM 162.24
	SPENDLOVE, DANNY	\$ 162.24
ACH	HOULIHAN, JESSE	
	Reim Monthly Health Prem	HEALTH PREM 191.92
	HOULIHAN, JESSE	\$ 191.92
ACH	WARMAN, EVELYN	
	Reim Monthly Health Prem	HEALTH PREM 19.24
	WARMAN, EVELYN	\$ 19.24
ACH	HERNANDEZ, DELIA	
	Reim Monthly Health Prem	HEALTH PREM 191.92
	HERNANDEZ, DELIA	\$ 191.92
ACH	AVILA, ARTHUR L	
	Reim Monthly Health Prem	HEALTH PREM 191.92
	AVILA, ARTHUR L	\$ 191.92
ACH	GUARDIANO, GARY	
	Reim Monthly Health Prem	HEALTH PREM 162.24
	GUARDIANO, GARY	\$ 162.24
ACH	POMERLEAU, THOMAS	
	Reim Monthly Health Prem	HEALTH PREM 19.24
	POMERLEAU, THOMAS	\$ 19.24
ACH	BARRER, SATURNINO	
	Reim Monthly Health Prem	HEALTH PREM 334.92
	BARRER, SATURNINO	\$ 334.92
ACH	LACEY, STEVEN	
	Reim Monthly Health Prem	HEALTH PREM 727.79
	LACEY, STEVEN	\$ 727.79
ACH	MILLS, JOHN	
	Reim Monthly Health Prem	HEALTH PREM 19.24
	MILLS, JOHN	\$ 19.24

Check Payee / Description		Amount
ACH	REED, RANDALL Reim Monthly Health Prem	HEALTH PREM 669.84
	REED, RANDALL	\$ 669.84
ACH	RAMIREZ, REBECCA Reim Monthly Health Prem	HEALTH PREM 334.92
	RAMIREZ, REBECCA	\$ 334.92
ACH	RAZAK, HALLA Reim Monthly Health Prem	HEALTH PREM 143.00
	RAZAK, HALLA	\$ 143.00
ACH	OSBORN, CINDY L Reim Monthly Health Prem	HEALTH PREM 334.92
	OSBORN, CINDY L	\$ 334.92
ACH	FESTA, GARY Reim Monthly Health Prem	HEALTH PREM 263.82
	FESTA, GARY	\$ 263.82
ACH	MENDEZ, DAVID G Reim Monthly Health Prem	HEALTH PREM 354.16
	MENDEZ, DAVID G	\$ 354.16
ACH	DELGADO, FLOR MARIA Reim Monthly Health Prem	HEALTH PREM 143.00
	DELGADO, FLOR MARIA	\$ 143.00
ACH	GROENVELD, NELLETJE Reim Monthly Health Prem	HEALTH PREM 191.92
	GROENVELD, NELLETJE	\$ 191.92
ACH	BATONGMALAQUE, CHARLIE L Reim Monthly Health Prem	HEALTH PREM 555.11
	BATONGMALAQUE, CHARLIE L	\$ 555.11
ACH	BOBBITT, JOHN Reim Monthly Health Prem	HEALTH PREM 143.00
	BOBBITT, JOHN	\$ 143.00
ACH	NEIGHBORS, CLAUDIA Reim Monthly Health Prem	HEALTH PREM 191.92
	NEIGHBORS, CLAUDIA	\$ 191.92
ACH	JONES, LONDON S Reim Monthly Health Prem	HEALTH PREM 377.08
	JONES, LONDON S	\$ 377.08

Check Payee / Description		Amount
ACH	CHENG, TINA Y Reim Monthly Health Prem	HEALTH PREM 181.48
	CHENG, TINA Y	\$ 181.48
ACH	JACKSON, PATRICIA M Reim Monthly Health Prem	HEALTH PREM 162.24
	JACKSON, PATRICIA M	\$ 162.24
ACH	GIBSON, CONSTANCE A Reim Monthly Health Prem	HEALTH PREM 143.00
	GIBSON, CONSTANCE A	\$ 143.00
ACH	GU, JASON Reim Monthly Health Prem	HEALTH PREM 162.24
	GU, JASON	\$ 162.24
ACH	KOPP, LINDA L Reim Monthly Health Prem	HEALTH PREM 19.24
	KOPP, LINDA L	\$ 19.24
ACH	SCHERCK, JOHN Reim Monthly Health Prem	HEALTH PREM 334.89
	SCHERCK, JOHN	\$ 334.89
ACH	WOODRUFF, APRIL F Reim Monthly Health Prem	HEALTH PREM 191.92
	WOODRUFF, APRIL F	\$ 191.92
ACH	ELEBY, CRYSTAL Reim Monthly Health Prem	HEALTH PREM 377.08
	ELEBY, CRYSTAL	\$ 377.08
ACH	BUCHANAN, JAMES S Reim Monthly Health Prem	HEALTH PREM 143.00
	BUCHANAN, JAMES S	\$ 143.00
ACH	LUCAS, LARRY Reim Monthly Health Prem	HEALTH PREM 143.00
	LUCAS, LARRY	\$ 143.00
ACH	SANTA CRUZ, VICTOR Reim Monthly Health Prem	HEALTH PREM 555.11
	SANTA CRUZ, VICTOR	\$ 555.11
ACH	TRAUGOTT, JEFFREY P Reim Monthly Health Prem	HEALTH PREM 334.92

Check		Payee / Description	Amount
		TRAUGOTT, JEFFREY P	\$ 334.92
ACH		RIVERA, VINCENT J	
		Reim Monthly Health Prem	HEALTH PREM 669.84
			- - - - -
		RIVERA, VINCENT J	\$ 669.84
ACH		DOAN, KHANH V	
		Reim Monthly Health Prem	HEALTH PREM 669.84
			- - - - -
		DOAN, KHANH V	\$ 669.84
ACH		ARGUELLES, ALEX	
		Reim Monthly Health Prem	HEALTH PREM 727.79
			- - - - -
		ARGUELLES, ALEX	\$ 727.79
ACH		CALTROL INC	
		2 Pilot Valves	CD99126784 3,182.15
			- - - - -
		CALTROL INC	\$ 3,182.15
ACH		HOME DEPOT CREDIT SERVICES	
		CCWRPMnt—Ratchet Straps,Screws,Washers, 9513362	28.21
		GWROps-Pplr Brds,72"Br,Brsh,Prmr,Bng Crd 3016178	170.43
			- - - - -
		HOME DEPOT CREDIT SERVICES	\$ 198.64
ACH		NAPA GENUINE PARTS COMPANY	
		Premier Hyd Oil	4584-334994 77.03
		5 Gallons Premtr Hydroil	4584-335075 154.06
		Return Napa Syn 10W30 Oil	3973-093117 188.52-
			- - - - -
		NAPA GENUINE PARTS COMPANY	\$ 42.57
ACH		ROYAL INDUSTRIAL SOLUTIONS	
		Inventory Stock Items f/RCA	6441-1017799 1,207.03
		Circuit Breaker	6441-1017212 393.79
			- - - - -
		ROYAL INDUSTRIAL SOLUTIONS	\$ 1,600.82
ACH		UNDERGROUND SERVICE ALERT/SC	
		2020 Dig Safe Board CA Regulatory Fee -	DSB20202068 306.56
		April 2021-286 Dig Alerts	420210342 481.90
			- - - - -
		UNDERGROUND SERVICE ALERT/SC	\$ 788.46
ACH		WAXIE SANITARY SUPPLY	
		Liners	79986396 293.08
		Paper Towels,Towels,Liners,Degreaser,Kim	79976697 2,149.29
			- - - - -
		WAXIE SANITARY SUPPLY	\$ 2,442.37
ACH		WEST VALLEY MOSQUITO AND	
		4/21 Mosquito Control f/WW Trtmnt Facili 2668	292.68
			- - - - -
		WEST VALLEY MOSQUITO AND	\$ 292.68
ACH		MISCO WATER	

Check	Payee / Description	Amount
	Potassium Iodide Solution CF15917	431.89
	MISCO WATER \$	431.89
ACH	HDR ENGINEERING INC EN21034-3/30-4/24 Prof Svcs 1200343970	11,756.50
	HDR ENGINEERING INC \$	11,756.50
ACH	DEZURIK INC BAW,12, F1, C1, EPDN-EPDM, 150B RPI/67006107	25,465.64
	DEZURIK INC \$	25,465.64
ACH	CHINO BASIN WATER CONSERVATION WR21015-Residential Landscape Program Cl 416	250.00
	CHINO BASIN WATER CONSERVATION\$	250.00
ACH	AGILENT TECHNOLOGIES Custom Organic Standard 121089488	1,026.47
	AGILENT TECHNOLOGIES \$	1,026.47
ACH	AMERICAN WATER WORKS ASSOC Korisal,V-AWWA 2021 Membership Renewal 00655935 2021	105.00
	AMERICAN WATER WORKS ASSOC \$	105.00
ACH	RED WING SHOE STORE Emp Safety Shoe Purchase 957-1-64526	184.24
	RED WING SHOE STORE \$	184.24
ACH	PALM AUTO DETAIL INC 4/21 Carwash Svcs f/Agency Fleet Vehicle 21499-2	2,245.00
	PALM AUTO DETAIL INC \$	2,245.00
ACH	OLSON REMCHO LLP 4/2021 Lobbist Report 349929	522.50
	OLSON REMCHO LLP \$	522.50
ACH	CASC ENGINEERING AND CONSULTIN RW15004-4/2021 Professional Services 0044016	2,120.00
	CASC ENGINEERING AND CONSULTIN\$	2,120.00
ACH	KENNEDY/JENKS CONSULTANTS INC WR20027-2/27-4/2 Prof Svcs 146491	11,747.50
	KENNEDY/JENKS CONSULTANTS INC \$	11,747.50
ACH	PARSONS WATER & INFRASTRUCTURE EN19001/EN19006-2/27-3/26 Prof Svcs 2104A575	392,547.09
	EN19001-2/27-3/26 Prof Svcs 2104A180	12,776.25
	PARSONS WATER & INFRASTRUCTURE\$	405,323.34

Check Payee / Description		Amount
ACH	W M LYLES COMPANY	
	EN17110-4/21 Pay Est 13	PE 13-EN17110 706,479.92
	EN17043-4/21 Pay Est 13	PE 13-EN17043 368,025.25
		- - - - -
	W M LYLES COMPANY	\$ 1,074,505.17
ACH	INSIDE PLANTS INC	
	FcltyMgt/Lab-5/21 Indoor Plant Care	84406 667.50
		- - - - -
	INSIDE PLANTS INC	\$ 667.50
ACH	NATIONAL CONSTRUCTION RENTALS	
	RP1-4/22/21-5/19/21 Toilet,Handwash	6116250 211.55
		- - - - -
	NATIONAL CONSTRUCTION RENTALS	\$ 211.55
ACH	ZASIO ENTERPRISES INC	
	5/21-4/22 Versatile Retention Support&Ci 20098008	2,460.00
		- - - - -
	ZASIO ENTERPRISES INC	\$ 2,460.00
ACH	PEST OPTIONS INC	
	SnSvnBsn-4/23 Vegetation Removal Small P 375651	1,795.00
		- - - - -
	PEST OPTIONS INC	\$ 1,795.00
ACH	SCW CONTRACTING CORPORATION	
	EN22002-4/21 Pay Est 7	PE 7-EN22002 48,925.00
		- - - - -
	SCW CONTRACTING CORPORATION	\$ 48,925.00
ACH	OLIN CORP	
	TP1-4,760 Gals Sodium Hypochlorite	2962925 4,212.60
	TP1-4,816 Gals Sodium Hypochlorite	2963513 4,006.91
	RP4-4,546 Gals Sodium Hypochlorite	2962581 4,023.21
	TP1-4,914 Gals Sodium Hypochlorite	2962142 4,088.45
	TP1-4,900 Gals Sodium Hypochlorite	2961641 4,076.80
	RP4-4,962 Gals Sodium Hypochlorite	2951620 4,128.38
	CCWRP-4,018 Gals Sodium Hypochlorite	2961136 3,555.93
	CCWRP-3,994 Gals Sodium Hypochlorite	2962583 3,534.69
	TP1-4,864 Gals Sodium Hypochlorite	2948785 4,046.85
		- - - - -
	OLIN CORP	\$ 35,673.82
ACH	PFM ASSET MANAGEMENT LLC	
	4/1-4/30 Investment Portfolio Mgmt Svcs	SMA-M0421-234 6,408.99
		- - - - -
	PFM ASSET MANAGEMENT LLC	\$ 6,408.99
ACH	DAVID WHEELER'S PEST CONTROL I	
	HQA-B/ChnCrkPrk-4/2021 Monthly Pest Cont	54394 430.00
	RP5-4/2021 Rodent Control	54621 260.00
	Inspection All Facilities	54446 420.00
		- - - - -
	DAVID WHEELER'S PEST CONTROL I	\$ 1,110.00
ACH	LILLESTRAND LEADERSHIP CONSULT	
	4/2021 One on One Coaching SL, KB	7432 1,357.50

Check Payee / Description			Amount
	LILLESTRAND LEADERSHIP CONSULT\$		1,357.50
ACH	DOWNS ENERGY RP1-1,652.60 Gals Red Dyed Diesel Fuel 0279196-IN		4,332.71
	DOWNS ENERGY	\$	4,332.71
ACH	TRICO CORPORATION Oil Analysis P58655		75.00
	Oil Analysis P58654		175.00
	TRICO CORPORATION	\$	250.00
ACH	ELECTRO-CHEMICAL DEVICES INC Sensor S80 PH SS 71933		613.94
	10 Electrode PH Gen Purpose 71932		2,596.54
	ELECTRO-CHEMICAL DEVICES INC	\$	3,210.48
ACH	BERLIN PACKAGING LLC 816 - 1 Gallon Bottles (48 Per Case) 23-0109924		1,875.23
	Warehouse Delivery Out 23-0110003		70.04
	Freight Charge Credit for Invoice 23-010 23-0114382		305.64
	3,200 - 16oz Square Bottles 23-0110550		1,241.28
	BERLIN PACKAGING LLC	\$	2,880.91
ACH	CALIFORNIA WATER TECHNOLOGIES Phills-18,614.00 lbs Ferric Chloride Sol 39609		5,874.86
	RP2-17,370.60 lbs Ferric Chloride Soluti 39628		5,482.42
	CALIFORNIA WATER TECHNOLOGIES	\$	11,357.28
ACH	V3IT CONSULTING INC SAP BASIS April 2021 Support V3IT2021IEUA0		6,184.00
	V3IT CONSULTING INC	\$	6,184.00
ACH	EVOQUA WATER TECHNOLOGIES LLC 4/1/21-6/30/21 DI Tank Rental 904856483		125.33
	PM Contract 5/1/21-10/31/21 UV1 904893931		1,433.12
	PM Contract 5/1/21-10/31/21 UV2 904893932		1,433.12
	Same Day Fee Credit 904851030		320.00
	EVOQUA WATER TECHNOLOGIES LLC	\$	2,671.57
ACH	WEST COAST ADVISORS 5/21 Prof Svcs 12974		9,500.00
	WEST COAST ADVISORS	\$	9,500.00
ACH	PACIFIC COURIERS INC April 2021 Messenger Svc 21-04-2007		2,587.18
	PACIFIC COURIERS INC	\$	2,587.18
ACH	WALLACE & ASSOCIATES CONSULTIN PL19005-4/5-5/2 On-Call Admin Svcs 21-04-IEUA-AD		11,200.00

Check	Payee / Description	Amount
	4600002853-4/5-5/2 Prof Svcs 2021-04-IEUA	25,440.00
	WALLACE & ASSOCIATES CONSULTIN\$	36,640.00
ACH	PRIORITY BUILDING SERVICES LLC	
	April 2021 Day Porter Cleaning & Sanitiz 75858	8,989.00
	April 2021 RP5 CM Trailer Janitorial Ser 75860	1,519.42
	April 2021 Janitorial Service 75857	21,477.69
	PRIORITY BUILDING SERVICES LLC\$	31,986.11
ACH	VIRAMONTES EXPRESS INC	
	RP2-3/8-3/12 Biosolids Hauling to IERCF 121894	3,332.35
	VIRAMONTES EXPRESS INC \$	3,332.35
ACH	STORETRIEVE LLC	
	4/2021 Crtn PickUp/Dlvry/Strg 0153898	274.95
	STORETRIEVE LLC \$	274.95
ACH	AMAZON BUSINESS	
	Lighting,Light Bulbs,Photocontrols,Adapt 1C1C-F9JV-VRN	1,434.22
	10 Clear Storage Boxes 1JXQ-FR1Y-FLL	147.13
	1 Thomas & Betts Compound not Shipped to 199G-DHHX-M9C	43.33
	AMAZON BUSINESS \$	1,538.02
ACH	WESTLAND GROUP INC	
	EN17043/EN17110-11/30-2/28 Prof Svcs 19623REV1	1,080.00
	EN20065-2/1-2/28 Prof Svcs 19905	1,155.00
	WESTLAND GROUP INC \$	2,235.00
ACH	WATER SYSTEMS CONSULTING INC	
	EN20058-3/1-3/31 Prof Svcs 5565	851.25
	WATER SYSTEMS CONSULTING INC \$	851.25
ACH	LA OPINION	
	PI-Wtr Cnsrvtn Ads-4/23,Erth Dy Ads-4/15 107290421	5,350.00
	LA OPINION \$	5,350.00
ACH	RBC RESOURCES	
	WR20028/WR20029-4/1-4/30 Prof Svcs 28	4,760.00
	RBC RESOURCES \$	4,760.00
ACH	FLUME INC	
	Flume Smart Water System Rebates 1163	2,741.16
	FLUME INC \$	2,741.16
ACH	AMTEC	
	Bayliss,J W/E 5/16/21 30 Hours 66944	900.00
	AMTEC \$	900.00

Check	Payee / Description	Amount
ACH	WOOD ENVIRONMENT & INFRASTRUCT EE&CM-2/20-3/26 Project/Admin Staff Svcs 6	12,816.00
	WOOD ENVIRONMENT & INFRASTRUCT\$	12,816.00
ACH	STAPLES CONTRACT & COMMERCIAL Markers,Notebooks,Laminating Pouches,Pen 3476381174 Folders,Trash Can 3476381173	184.30 65.54
	STAPLES CONTRACT & COMMERCIAL \$	249.84
ACH	LIBERTY LANDSCAPING INC FcltyMgt-5/21 Monthly Landscaping Servic 98042 FcltyMgt-RP1-Prn Lw/Med Brnchs Intrfr w/ 97040-R	18,175.00 1,980.00
	LIBERTY LANDSCAPING INC \$	20,155.00
ACH	VCLOUD TECH INC 4/21-4/22 SolarWinds Network Config Mgr 13500-0	9,992.10
	VCLOUD TECH INC \$	9,992.10
ACH	FLEETISTICS GEOTAB Materials 93161	2,740.86
	FLEETISTICS \$	2,740.86
ACH	PILLSBURY WINTHROP SHAW PITTMA 3/2021 Employee Benefits Advice 8401778	1,846.00
	PILLSBURY WINTHROP SHAW PITTMA\$	1,846.00
ACH	ADAM'S FALCONRY SERVICE LLC 4/2021 Bird Control Services 16012	1,820.00
	ADAM'S FALCONRY SERVICE LLC \$	1,820.00
ACH	SO CALIF EDISON VctrBsn/MWDCB11-4/20-5/18 Victoria St/Ba 0228789092 5/ MntclSplTbx-4/19-5/17 11294 Roswell Ave 8000629815 5/ RP2MntLnchRm-4/19-5/17 16400 El Prado Rd 8001015118 5/ BrksRWTrnOt-4/16-5/16 4349 Orchard St 8002166155 5/ SBLfStn-4/16-5/16 13707 San Bernardino A 8003058251 5/ MWDTTrnt15T-4/16-5/16 12100 Banyan St 8004147332 5/ 1630EPmpStn-4/19-5/17 7420 1/2 East 8000414223 5/ MWDTTrnt18-4/19-5/17 13400 Betsy Ross Ct 8000136547 5/ I/WLn-4/19-5/17 34 East End-Grand 8000031936 5/ MWDCB14/20-4/19-5/17 5752 East Ave/475 1 0478658163 5/	101.72 47.41 3,331.24 24.51 5,779.42 33.37 20,138.64 29.75 16.57 121.99
	SO CALIF EDISON \$	29,624.62
ACH	SPRINGER, DONNA Reim-10/20-1/21 Printer Ink 10/20-1/21 IN	317.12
	SPRINGER, DONNA \$	317.12
ACH	FRESQUEZ, ADRIAN Reim-2/5/21,4/5/21 OT Meals 2/5,4/6 OT ME	20.00

Check	Payee / Description	Amount
	FRESQUEZ, ADRIAN	\$ 20.00
ACH	MCCHRISTY, KAREN	
	Reim-5/23/21 Printer Ink 5/23/21 OFF S	49.55
	MCCHRISTY, KAREN	\$ 49.55
ACH	CAMACHO, MICHAEL	
	MlgReim-4/2021 Meetings-Camacho,M MLG 4/21	26.32
	CAMACHO, MICHAEL	\$ 26.32
ACH	NGUYEN, ROSE	
	Reim-5/19/21 Printer Ink 5/19/21 OFF S	57.11
	NGUYEN, ROSE	\$ 57.11
ACH	RITZINGER, BRENT	
	Reim-5/10/21 Wire Lock Pin 5/10/21 SUPPL	5.39
	RITZINGER, BRENT	\$ 5.39
ACH	ELIE, STEVE	
	MlgReim-4/2021 Meetings-Elie,S MLG 4/21	34.16
	ELIE, STEVE	\$ 34.16
ACH	HALL, JASMIN	
	MlgReim-4/2021 Meetings-Hall,J MLG 4/21	78.40
	HALL, JASMIN	\$ 78.40
ACH	Inland Empire Reg. Composting	
	RCA-3/21 O&M Rpmt SAP0321-IEUAO	1,177.35
	Inland Empire Reg. Composting \$	1,177.35
ACH	EMPOWER RETIREMENT	
	P/R 10 5/21/21 Deferred Comp Ded HR 0096800	80,261.07
	EMPOWER RETIREMENT	\$ 80,261.07

Grand Total Payment Amount: \$ 26,172,037.41

Attachment 2D

Vendor Wires
(excludes Payroll)

Check	Payee / Description			Amount
Wire	STATE DISBURSEMENT UNIT			
	P/R 9 5/7/21	HR	0096600	2,802.27
				- - - - -
	STATE DISBURSEMENT UNIT		\$	2,802.27
Wire	EMPLOYMENT DEVELOPMENT DEPARTM			
	P/R 9 5/7/21 Taxes	HR	0096600	67,197.43
	P/R 9 5/7/21 Taxes	HR	0096600	16,338.77
				- - - - -
	EMPLOYMENT DEVELOPMENT DEPARTM\$			83,536.20
Wire	INTERNAL REVENUE SERVICE			
	P/R 9 5/7/21 Taxes	HR	0096600	375,269.06
				- - - - -
	INTERNAL REVENUE SERVICE		\$	375,269.06
Wire	PUBLIC EMPLOYEES' RETIREMENT S			
	5/21 Health Ins-Retirees, Employees	16405367	5/21	294,367.25
	5/21 Health Ins-Board	16405372	5/21	5,880.51
				- - - - -
	PUBLIC EMPLOYEES' RETIREMENT S\$			300,247.76
Wire	PUBLIC EMPLOYEES RETIREMENT SY			
	P/R 9 5/7/21 PERS	HR	0096600	201,707.91
				- - - - -
	PUBLIC EMPLOYEES RETIREMENT SY\$			201,707.91
Wire	STATE BOARD OF EQUALIZATION			
	4/21 Sales Tax Deposit	23784561	4/21	11,357.00
				- - - - -
	STATE BOARD OF EQUALIZATION		\$	11,357.00
Wire	EMPLOYMENT DEVELOPMENT DEPARTM			
	P/R DIR 5 5/14/21 Taxes	HR	0096700	433.09
				- - - - -
	EMPLOYMENT DEVELOPMENT DEPARTM\$			433.09
Wire	INTERNAL REVENUE SERVICE			
	P/R DIR 5 5/14/21 Taxes	HR	0096700	2,775.12
				- - - - -
	INTERNAL REVENUE SERVICE		\$	2,775.12
Wire	STATE DISBURSEMENT UNIT			
	P/R 10 5/21/21	HR	0096800	2,802.27
				- - - - -
	STATE DISBURSEMENT UNIT		\$	2,802.27
Wire	EMPLOYMENT DEVELOPMENT DEPARTM			
	P/R 10 5/21/21 Taxes	HR	0096800	15,498.10
	P/R 10 5/21/21 Taxes	HR	0096800	61,449.62
				- - - - -
	EMPLOYMENT DEVELOPMENT DEPARTM\$			76,947.72
Wire	INTERNAL REVENUE SERVICE			
	P/R 10 5/21/21 Taxes	HR	0096800	351,586.21
				- - - - -
	INTERNAL REVENUE SERVICE		\$	351,586.21

Check	Payee / Description		Amount
Wire	PUBLIC EMPLOYEES RETIREMENT SY		
	P/R 10 5/21 PERS Adj	P/R 10 5/21 A	0.01-
	P/R 10 5/21/21 PERS	HR 0096800	202,616.81
			- - - - -
	PUBLIC EMPLOYEES RETIREMENT SY\$		202,616.80
Wire	METROPOLITAN WATER DISTRICT		
	March 2021 Water Purchase	10375	2,703,321.40
			- - - - -
	METROPOLITAN WATER DISTRICT \$		2,703,321.40
Wire	CALPERS		
	GASB 68 Reports & Schedules	1000000164317	2,250.00
			- - - - -
	CALPERS \$		2,250.00

Grand Total Payment Amount: \$ 4,317,652.81

Attachment 2E

Payroll-Net Pay-Directors

INLAND EMPIRE UTILITIES AGENCY

Ratification of Board of Directors

Payroll for May 20 ,2021

Presented at Board Meeting on July 21, 2021

DIRECTOR NAME	GROSS PAYROLL	NET PAYROLL
Jasmin Hall	\$3,317.27	\$2,095.83
Marco A. Tule	\$2,628.66	\$1,579.93
Michael Camacho	\$4,516.91	\$1,695.10
Steven J. Elie	\$5,469.11	\$1,668.66
Paul Hofer	\$0.00	\$0.00
TOTALS	\$15,931.95	\$7,039.52

	Count	Amount
TOTAL EFTS PROCESSED	4	\$7,039.52
TOTAL CHECKS PROCESSED	0	\$0.00
CHECK NUMBERS USED	N/A	

**DIRECTOR PAYSHEET
IEUA/MWD
CBWM/CBWB (alternate)
1 of 2**

MICHAEL CAMACHO
EMPLOYEE NO.: 1140
ACCOUNT NO.: 10200-120100-100000-501010

APRIL 2021

DATE	TYPE OF MEETING	ATTENDANCE	TOTAL COMPENSATION
4/1/2021	IEUA - Meeting with Ontario city councilman R. Valencia	Yes	\$260.00
4/5/2021	MWD - MWD Special Executive Committee Meeting via Zoom	Yes	\$260.00
4/7/2021	IEUA - IEUA Board Workshop via MS Teams	Yes	\$260.00
4/8/2021	IEUA - Southern Coalition/Inland Caucus Mtg Conference Call	Yes	\$260.00
4/12/2021	MWD - Committee Meetings via Zoom	Yes	\$260.00
4/13/2021	MWD - Committee Meetings & Board Meeting via Zoom	Yes	\$260.00
4/14/2021	MWD - MWD Special Executive Committee Meeting via Zoom	Yes	\$260.00
4/15/2021	MWD - MWD Special Executive Committee Meeting via Zoom	Yes	\$260.00
4/15/2021	IEUA - RP-5 Construction Site Tour	Yes (same day)	\$0.00
4/16/2021	MWD - MWD Special Executive Committee Meeting via Zoom	Yes	\$260.00
4/19/2021	IEUA - Meeting w/ Ontario City Manager S. Ochoa and Councilman R. Valencia	Yes	\$260.00
4/19/2021	IEUA - San Bernardino Economic Recovery Webinar via Zoom	Yes (same day)	\$0.00
4/21/2021	IEUA - IEUA Board Meeting via MS Teams	Yes (10 mtgs max)	\$0.00
4/22/2021	CBWM - CBWM Board Meeting via GoToMeeting	Yes (10 mtgs max)	\$0.00
4/27/2021	MWD - MWD Committee Meetings via Zoom	Yes (10 mtgs max)	\$0.00

TOTAL REIMBURSEMENT	\$2,600.00
TOTAL MEETINGS ATTENDED	15
TOTAL MEETINGS PAID	10

DIRECTOR PAYSHEET
IEUA/MWD
CBWM/CBWB (alternate)
2 of 2

NOTE:

IEUA/MWD/IERCA

Up to 10 days of service per month per Ordinance No. 107, including MWD meetings at \$260.00 (eff. 07/01/19). IEUA pays both primary and alternate for attendance.

CBWM

Up to 10 days of service per month per Ordinance No. 107, including MWD meetings at \$260.00 (eff. 7/01/19). IEUA pays both primary and alternate for attendance. (i.e., \$135.00 - difference between Watermaster \$125.00 and Agency meetings \$260.00 (eff. 7/01/19). Chino Basin Watermaster does not compensate an alternate Director unless the alternate Director is attending on behalf of an absent primary Director. In accordance to Ordinance No. 107, Section 1, (i) Attendance at any meeting provided for under Sections 1.b,c,e, and f, shall also include payment to both the primary representative and the alternate representative to said body if they both attend said meeting. Record full amount on timesheet for attendance by alternates.

CBWB

Up to 10 days of service per month per Ordinance No. 107 (i.e., \$160.00 - difference between CBWB (\$100.00 and Agency meetings \$260.00 (eff. 7/01/19)), including MWD meetings. CBWB pays directly to IEUA. Record full amount on timesheet.

Director's Signature



Michael Camacho, Vice President



Approved by:

DIRECTOR PAYSHEET
IEUA/CBWM/CBWB
CDA (alternate)
1 of 2

STEVEN J. ELIE
EMPLOYEE NO.: 1175
ACCOUNT NO.: 10200-120100-100000-501010

APRIL 2021

DATE	TYPE OF MEETING	ATTENDANCE	TOTAL COMPENSATION
4/5/2021	IEUA – SCWC Legislative Task Force Conference Call	Yes	\$260.00
4/6/2021	IEUA – WaterNow Alliance Virtual Summit	Yes	\$260.00
4/6/2021	IEUA - NWRI Officer's Meeting via Zoom	Yes (same day)	\$0.00
4/7/2021	IEUA- IEUA Board Workshop via MS Teams	Yes	\$260.00
4/7/2021	IEUA– WaterNow Alliance Virtual Summit	Yes (same day)	\$0.00
4/8/2021	IEUA– WaterNow Alliance Virtual Summit	Yes	\$260.00
4/9/2021	IEUA - SCWC Executive Committee Meeting via Zoom	Yes	\$260.00
4/14/2021	IEUA- IEUA Community & Leg. and Finance & Admin. Committee Meetings via MS Teams	Yes	\$260.00
4/16/2021	IEUA - MEU Discussion w/Staff and General Counsel via MS Teams	Yes	\$260.00
4/16/2021	IEUA - Meeting with General Counsel re administrative matters	Yes (same day)	\$0.00
4/21/2021	IEUA - IEUA Board Meeting	Yes	\$260.00
4/22/2021	CBWM - CBWM Board Meeting via GoToMeeting	Yes (declined payment)	\$0.00
4/23/2021	IEUA- SCWC Quarterly Board Meeting via Zoom	Yes	\$260.00
4/27/2021	IEUA - NWRI Officer's Meeting, Costa Mesa	Yes	\$260.00
4/29/2021	IEUA- Women in Water - Inland Empire Chapter Meeting via Zoom	Yes (10 mtgs max)	\$0.00
4/29/2021	IEUA - SCWC Webinar - Drought: Are we ready?	Yes (same day)	\$0.00
4/30/2021	CBWM - CBWM Court hearing via Court Call	Yes (declined payment)	\$0.00

TOTAL REIMBURSEMENT \$2,600.00

TOTAL MEETINGS ATTENDED 17

TOTAL MEETINGS PAID 10

NOTE:

DIRECTOR PAYSHEET
IEUA/CBWM/CBWB
CDA (alternate)
2 of 2

IEUA

Up to 10 days of service per month per Ordinance No. 107, including MWD meetings at \$260.00 (eff. 07/01/19). IEUA pays both primary and alternate for attendance.

CBWM

Up to 10 days of service per month per Ordinance No. 107, including MWD meetings at \$260.00 (eff. 7/01/19). IEUA pays both primary and alternate for attendance. (i.e., \$135.00 - difference between Watermaster \$125.00 and Agency meetings \$260.00 (eff. 7/01/19). Chino Basin Watermaster does not compensate an alternate Director unless the alternate Director is attending on behalf of an absent primary Director. In accordance to Ordinance No. 107, Section 1, (i) Attendance at any meeting provided for under Sections 1.b,c,e, and f, shall also include payment to both the primary representative and the alternate representative to said body if they both attend said meeting. Record full amount on timesheet for attendance by alternates.

CDA

Up to 10 days of service per month per Ordinance No. 107, (i.e., \$120.00 - difference between CDA (\$150 and Agency meetings \$260.00 (eff. 7/01/19), including MWD meetings. CDA pays directly to IEUA. Record full amount on timesheet. CDA pays both primary and alternate for attendance

CBWB

Up to 10 days of service per month per Ordinance No. 107 (i.e., \$160.00 - difference between CBWB (\$100.00 and Agency meetings \$260.00 (eff. 7/01/19)), including MWD meetings. CBWB pays directly to IEUA. Record full amount on timesheet.

****Decline IEUA portion of CBWM***

Director's Signature



Steven J. Elie, Director



Approved by:

IEUA DIRECTOR PAYSHEET
IEUA\IERCA\SAWPA
Regional Policy Cte
1 of 3

JASMIN A. HALL
 EMPLOYEE NO.: 1256
 ACCOUNT NO.: 10200-120100-100000-501010

APRIL 2021

DATE	TYPE OF MEETING	ATTENDANCE	TOTAL COMPENSATION
4/1/2021	IEUA - Regional Sewerage Program Policy Committee Meeting via MS Teams	Yes	\$260.00
4/2/2021	IEUA - Advancement of Wastewater/Water Outreach Education via MS Teams	Yes	\$260.00
4/5/2021	IEUA - SCWC Legislative Task Force	Yes	\$260.00
4/6/2021	SAWPA - SAWPA P23 (SARCCUP) Committee Meeting via Zoom	Yes (Decline payment)	\$0.00
4/6/2021	SAWPA - SAWPA Commission Meeting via Zoom	Yes (Decline payment)	\$0.00
4/6/2021	SAWPA - SAWPA PA 24 Committee Meeting via Zoom	Yes (Decline payment)	\$0.00
4/7/2021	IEUA – Board Workshop via MS Teams	Yes	\$260.00
4/7/2021	IEUA - Meeting w/ Board Secretary Garzaro via MS Teams	Yes (staff)	\$0.00
4/7/2021	IEUA - Well Pilot Project w/Fontana Water Company	Yes (same day)	\$0.00
4/7/2021	IEUA – College Misconceptions Workshop	Yes (same day)	\$0.00
4/9/2021	IEUA - Meeting w/GM Deshmukh	Yes (staff)	\$0.00
4/9/2021	IEUA - Meeting w/ Adrian Hightower re CAAWEF	Yes	\$260.00
4/13/2021	IEUA - BWHS in 2021 and Future Research Plans	Yes	\$260.00
4/13/2021	IEUA - JVS/IE Water Careers Project call re Leadership Structure	Yes (same day)	\$0.00
4/13/2021	IEUA - Rialto City Council Meeting	Yes (same day)	\$0.00
4/13/2021	IEUA - Fontana City Council Meeting	Yes (same day)	\$0.00
4/14/2021	IEUA- IEUA Community & Leg. and Engineering, Operations & WR Committee Meetings via MS Teams	Yes	\$260.00
4/14/2021	IEUA - Meeting w/ Board Secretary Garzaro via MS Teams	Yes (staff)	\$0.00

IEUA DIRECTOR PAYSHEET
IEUA\IERCA\SAWPA
Regional Policy Cte
2 of 3

4/15/2021	IEUA - CASA Board of Directors Meeting via Zoom	Yes	\$260.00
4/15/2021	IEUA - Meeting w/GM Deshmukh	Yes (staff)	\$0.00
4/19/2021	IEUA - Meet to w/Keith Kramer re IEUA/Fontana business/activities	Yes	\$260.00
4/19/2021	IEUA - San Bernardino Economic Recovery Webinar	Yes (same day)	\$0.00
4/20/2021	IEUA – SAWPA Commission Meeting via Zoom	Yes (decline payment)	\$0.00
4/21/2021	IEUA – IEUA Board Meeting via MS Teams	Yes	\$260.00
4/21/2021	IEUA - Meeting w/GM Deshmukh	Yes (staff)	\$0.00
4/21/2021	IEUA - P3 Water Summit	Yes (same day)	\$0.00
4/21/2021	IEUA - Pre-Recording for Women of Excellence Leadership Award Acceptance Speech	Yes (same day)	\$0.00
4/22/2021	CASA - CASA Air Quality, Climate Change, & Energy (ACE) Workgroup Meeting via Zoom	Yes (10 mtg max)	\$0.00
4/22/2021	IEUA - P3 Water Summit	Yes (same day)	\$0.00
4/22/2021	IEUA- Optimizing Biofiltration for Improved Manganese Control under Cold-Water Conditions	Yes (same day)	\$0.00
4/22/2021	IEUA - SCWC Stormwater Task Force Meeting via Zoom	Yes (same day)	\$0.00
4/22/2021	IEUA - Meeting w/ Board Secretary Garzaro via MS Teams	Yes (staff)	\$0.00
4/23/2021	IEUA - P3 Water Summit	Yes (10 mtg max)	\$0.00
4/25/2021	IEUA -Call w/Maria Kennedy re Rialto septic to sewer	Yes (10 mtg max)	\$0.00
4/26/2021	IEUA - The Water Research Foundation COVID-19 Wastewater Surveillance Symposium	Yes (10 mtg max)	\$0.00
4/26/2021	IEUA - Meeting w/Dale Hunter re CAAWEF	Yes (10 mtg max)	\$0.00
4/27/2021	IEUA – Water Week Policy Zoom-In	Yes (10 mtg max)	\$0.00
4/27/2021	IEUA – Meeting w/GM Deshmukh	Yes (staff)	\$0.00
4/27/2021	IEUA – Rialto City Council Virtual Meeting	Yes (10 mtg max)	\$0.00
4/27/2021	IEUA – Fontana City Council Virtual Meeting	Yes (10 mtg max)	\$0.00

IEUA DIRECTOR PAYSHEET
IEUA\IERCA\SAWPA
Regional Policy Cte
3 of 3

4/28/2021	IEUA - Pre-Recording for Women of Excellence Leadership Award Acceptance Speech	Yes (10 mtg max)	\$0.00
4/28/2021	IEUA -Meeting w/Maria Kennedy re Rialto septic to sewer	Yes (10 mtg max)	\$0.00
4/29/2021	IEUA - Women in Water - Inland Empire Chapter Meeting	Yes (10 mtg max)	\$0.00
4/29/2021	IEUA - SCWC Webinar- Drought: Are we Ready?	Yes (10 mtg max)	\$0.00
4/29/2021	IEUA - Resilience through Collaboration: First Year Highlights and Future Directions of the National Water Reuse Action Plan	Yes (10 mtg max)	\$0.00
4/29/2021	IEUA - CAAWEF Board Meeting via Zoom	Yes (10 mtg max)	\$0.00
4/30/2021	IEUA - Meeting w/MVWD President Rose & GM Justin Scott-Coe	Yes (10 mtg max)	\$0.00
4/30/2021	IEUA - RP-5 Construction Site Tour	Yes (10 mtg max)	\$0.00
4/30/2021	IEUA - Water Utilities as Anchor Institutions Webinar	Yes (10 mtg max)	\$0.00

TOTAL REIMBURSEMENT \$2,600.00
TOTAL MEETINGS ATTENDED 49
TOTAL MEETINGS PAID 10

NOTE:

IEUA/IERCA

Up to 10 days of service per month per Ordinance No. 107, including MWD meetings at \$260.00 (eff. 07/01/19). IEUA pays both primary and alternate for attendance.


Regional Policy Committee

Up to 10 days of service per month per Ordinance No. 107, including MWD meetings at \$260.00 (eff. 07/01/19.) IEUA pays Regional Policy Committee members (total amount of \$260.00, should reflect on timesheet).

SAWPA

Up to 10 days of service per month per Ordinance No. 107 (i.e., \$40.00 – difference between SAWPA (\$230.00 (eff. 1/21) and Agency meetings \$260.00 (eff. 7/01/19), including MWD meetings. SAWPA pays both primary and alternate for attendance, including mileage.

Director's Signature



Jasmin A. Hall, President



Approved by:

DIRECTOR PAYSHEET
IEUA/IERCA
1 of 1

PAUL HOFER
EMPLOYEE NO.: 1349
ACCOUNT NO.: 10200-120100-100000-501010

APRIL 2021

DATE	TYPE OF MEETING	ATTENDANCE	TOTAL COMPENSATION
4/7/2021	IEUA – IEUA Board Workshop via MS Teams	Yes	\$0.00
4/13/2021	IEUA – Call w/ GM Deshmukh	Yes (staff)	\$0.00
4/14/2021	IEUA – IEUA Finance & Administration Committee Meeting via MS Teams	Yes	\$0.00
4/21/2021	IEUA - IEUA Board Meeting via MS Teams	Yes	\$0.00
4/27/2021	IEUA - Meeting w/ GM Deshmukh	Yes (staff)	\$0.00

TOTAL REIMBURSEMENT \$0.00
TOTAL MEETINGS ATTENDED 5
TOTAL MEETINGS PAID 0

NOTE:

IEUA/IERCA

Up to 10 days of service per month per Ordinance No. 107, including MWD meetings at \$260.00 (eff. 07/01/19).
IEUA pays both primary and alternate for attendance.

Director Hofer has waived all stipend payments.

Director's Signature



Paul Hofer, Director



Approved by: _____

DIRECTOR PAYSHEET
IEUA/CDA
IERCA/REGIONAL POLICY (alternate)/
SAWPA (alternate)
1 of 2

MARCO TULE
 EMPLOYEE NO.: 1520
 ACCOUNT NO.: 10200-120100-100000-501010

APRIL 2021

DATE	TYPE OF MEETING	ATTENDANCE	TOTAL COMPENSATION
4/1/2021	CDA - CDA Board Meeting via Zoom	Yes	\$260.00
4/7/2021	IEUA - IEUA Board Workshop via MS Teams	Yes	\$260.00
4/12/2021	IEUA - Meeting w/City of Ontario briefing via Zoom	Yes	\$260.00
4/14/2021	IEUA - Eng, Operations & Water Resources Committee Meeting via MS Teams	Yes	\$260.00
4/15/2021	IEUA - RP-5 Construction Site Tour	Yes	\$260.00
4/21/2021	IEUA – IEUA Board Meeting via MS Teams	Yes	\$260.00
4/21/2021	IEUA - Meeting w/GM Deshmukh	Yes (staff)	\$0.00
4/22/2021	IEUA - Meeting w/GM Scott-Coe and President Rose re MVWD History and Goals via MS Teams	Yes	\$260.00

TOTAL REIMBURSEMENT	\$1,820.00
TOTAL MEETINGS ATTENDED	8
TOTAL MEETINGS PAID	7

DIRECTOR PAYSHEET
IEUA/CDA
IERCA/REGIONAL POLICY (alternate)/
SAWPA (alternate)

2 of 2

NOTE:

IEUA/IERCA

Up to 10 days of service per month per Ordinance No. 107, including MWD meetings at \$260.00 (eff. 07/01/19). IEUA pays both primary and alternate for attendance.

Regional Policy Committee

Up to 10 days of service per month per Ordinance No. 107, including MWD meetings at \$260.00 (eff. 07/01/19.) IEUA pays Regional Policy Committee members (total amount of \$260.00, should reflect on timesheet).

CDA

Up to 10 days of service per month per Ordinance No. 107, (i.e., \$120.00 - difference between CDA (\$150 and Agency meetings \$260.00 (eff. 7/01/19), including MWD meetings. CDA pays directly to IEUA. Record full amount on timesheet. CDA pays both primary and alternate for attendance

SAWPA

Up to 10 days of service per month per Ordinance No. 107 (i.e., \$40.00 – difference between SAWPA (\$220.00 (eff. 1/21) and Agency meetings \$260.00 (eff. 7/01/19), including MWD meetings. SAWPA pays both primary and alternate for attendance, including mileage.

Director's Signature



Marco Tule, Director



Approved by:

Attachment 2F

Payroll-Net Pay-Employees

Non-Board Members	PP 9 Checks	PP 9 EFTs	PP 10 Checks	PP 10 EFTs	May
NET PAY TO EE	\$0.00	\$815,843.00	\$0.00	\$792,050.85	\$1,607,893.85

INLAND EMPIRE UTILITIES AGENCY

Payroll for May 7, 2021

Presented at Board Meeting on July 21, 2021

GROSS PAYROLL COSTS			\$1,513,570.84
DEDUCTIONS			(\$697,727.84)
NET PAYROLL			815,843.00
NET PAYROLL BREAKDOWN	CHECKS	EFT	TOTAL
CHECKS USED			
TRANSACTION PROCESSED	0	370	370
AMOUNT	\$0.00	\$815,843.00	<u>\$815,843.00</u>

INLAND EMPIRE UTILITIES AGENCY

Payroll for May 21, 2021

Presented at Board Meeting on July 21, 2021

GROSS PAYROLL COSTS			\$1,443,380.43
DEDUCTIONS			(\$651,329.58)
NET PAYROLL			792,050.85
NET PAYROLL BREAKDOWN	CHECKS	EFT	TOTAL
CHECKS USED			
TRANSACTION PROCESSED	0	368	368
AMOUNT	\$0.00	\$792,050.85	<u>\$792,050.85</u>



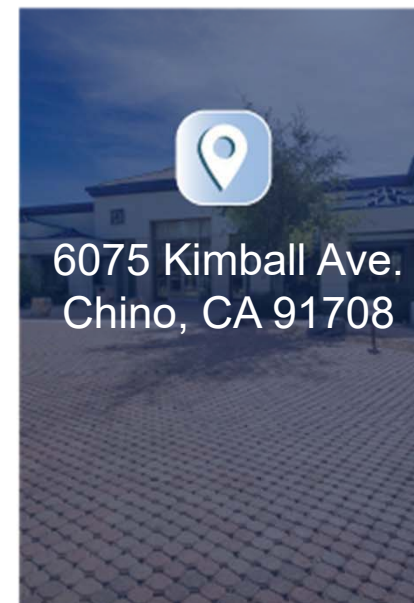


Report on General Disbursements

Deborah Berry
Manager of Finance and Accounting
June 2021

Staff's Recommendation



- Approve the total disbursements for the month of May 2021 in the amount of \$32,289,412.05.



@IEUAWater

**CONSENT
CALENDAR
ITEM**

1C

Date: July 21, 2021

To: The Honorable Board of Directors

ADD
From: Shivaji Deshmukh, General Manager

Committee: Engineering, Operations & Water Resources

07/14/21

Executive Contact: Christiana Daisy, Deputy General Manager

Subject: RP-1 Solids Hot Water Loop Replacement Change Order

Executive Summary:

On October 21, 2020, Inland Empire Utilities Agency (IEUA) awarded a \$996,000 construction contract to Ferreira Construction Company for the RP-1 Solids Hot Water Loop Replacement Project. The scope included replacing 720 feet of hot water loop pipeline that has reached the end of its useful life. The loop supplies the Regional Water Recycling Plant No. 1 (RP-1) digester tanks with heat and maintains the needed temperature for the anaerobic digestion process. During construction, staff requested the contractor to provide cost to replace an additional 100 feet of pipe to complete the replacement of the entire underground hot water system. This scope was not included in the original contract since there had been no prior emergencies in this area. Staff believes this portion of the loop to be in similar condition and that replacing the additional 100 feet will prevent future emergencies and provide a more reliable system. The contractor has submitted a cost of \$180,000 to complete the work, which also accounts for unknown utilities.

Staff found the cost to be fair and reasonable; therefore, recommends approval of the change order with Ferreira Construction Co., in the not-to-exceed amount of \$180,000, to be tracked on time-and-material, increasing the contract from \$996,000 to \$1,176,000 (approximately 18.1% increase).

Staff's Recommendation:

1. Approve a construction change order for the RP-1 Solids Hot Water Loop Replacement, Project No. EN20065, to Ferreira Construction Co., for the not-to-exceed amount of \$180,000 increasing the contract from \$996,00 to \$1,176,000 (approximately 18.1% increase); and
2. Authorize the General Manager to execute the change order, subject to non-substantive changes.

Budget Impact *Budgeted (Y/N):* Y *Amendment (Y/N):* N *Amount for Requested Approval:*

Account/Project Name:

EN20065/RP-1 Solids Hot Water Loop Replacement

Fiscal Impact (explain if not budgeted):

None.

Prior Board Action:

On October 21, 2020, the Board of Directors awarded a Construction Contract to Ferreira Construction Company for the RP-1 Solids Hot Water Loop Replacement Project for \$996,000 and approved a budget transfer from the future Solids Hot Water Loop Valve Replacement, Project EN21040 to the RP-1 Hot Water Loop and Replacement, Project No. EN20065, in the amount of \$560,000 and advanced the 21/22 Fiscal Year budget for the RP-1 Hot Water Loop and Valves Replacement to the 20/21 Fiscal Year in the amount of \$250,000.

Environmental Determination:

Categorical Exemption



CEQA identifies certain categories of projects as exempt from more detailed environmental review because these categories have been deemed to have no potential for significant impact on the environment. This project qualifies for a Categorical Exemption Class 1 as defined in Section 15301(b) of the State CEQA Guidelines.

Business Goal:

The RP-1 Solids Hot Water Loop Replacement Project is consistent with IEUA's Business Goal of Wastewater Management specifically the Asset Management objective that IEUA will ensure the treatment facilities are well maintained, upgraded to meet evolving requirements, sustainably managed, and can accommodate changes in regional water use.

Attachments:

Attachment 1 - PowerPoint

Attachment 1

RP-1 Solids Hot Water Loop Replacement

Construction Change Order

Project EN20065

James Spears, P.E.
Senior Engineer
July 2021

Project Location: Regional Plant 1



The Project

- RP-1 Solids Hot Water Loop Replacement Project
 - Construction Contract Award in October 2020 to Ferreira Construction Co.
- Replacement of 720 Lineal Feet of Pipeline
 - 360 lineal feet for the supply line and 360 lineal feet of the return line
 - Replacement of 15 valves and addition of 11 new valves to improve operations



Removed Corroded Line



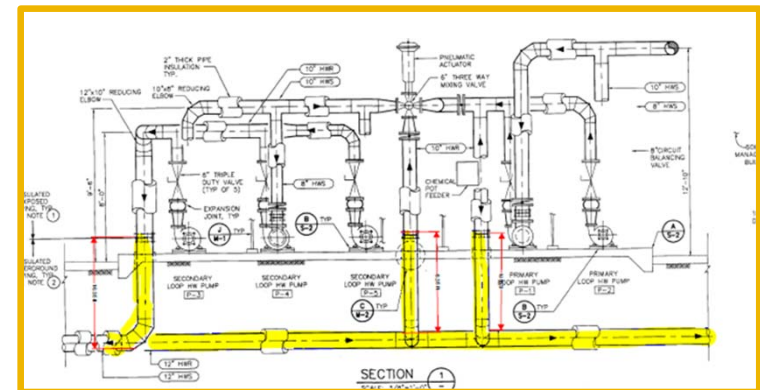
New Hot Water Loop Pipeline

The Problem/Opportunity

- Hot Water Loop Issues:
 - Three emergency projects in the last two years
 - Corrosion occurring in multiple locations
- Opportunity
 - Replace remaining 100 lineal feet of pipeline
 - Likely to fail based on corrosion found downstream
 - Replaces entire underground section
 - Avoids future emergencies and shutdowns
 - Insures a more reliable system



Corrosion on Pipeline



Additional 100 lineal feet to be replaced

Project Budget

Description	Estimated Cost
Design Services	\$49,626
Design Consultant Contract	\$25,000
IEUA Design Services (actuals)	\$24,626
Construction Services	\$125,000
Engineering Services During Construction	\$25,000
IEUA Construction Services	\$100,000
Construction	\$1,303,768
Construction Contract (EN20065)	\$996,000
Contingency (~10%)	\$100,000
Change Order (this action)	\$180,000
Total Change Orders (including this action item)	\$207,768
Total Project Cost:	\$1,478,394
Total Project Budget:	\$1,560,000

Project Milestone	Date
Construction	
Construction Contract Award	October 2020
Original Completion	July 2021
New Construction Completion	August 2021

Recommendation

- Approve a construction change order for the RP-1 Solids Hot Water Loop Replacement, Project No. EN20065, to Ferreira Construction Co., for the not-to-exceed amount of \$180,000 increasing the contract from \$996,000 to \$1,176,000 (approximately 18.1% increase); and
- Authorize the General Manager to execute the change order, subject to non-substantive changes.

The RP-1 Solids Hot Water Loop Replacement is consistent with **IEUA's Business Goal of Wastewater Management and Water Reliability**, that IEUA is committed to providing a reliable and cost-effective water supply, promoting sustainable water use throughout the region, and is committed to meeting regional demands in an environmentally responsible and cost-effective manner.

**CONSENT
CALENDAR
ITEM**

1D

Date: July 21, 2021

SSD

To: The Honorable Board of Directors

From: Shivaji Deshmukh, General Manager

Committee: Engineering, Operations & Water Resources

07/14/21

Executive Contact: Christiana Daisy, Deputy General Manager

Subject: Chino Basin Program Feasibility Study Contract Amendment

Executive Summary:

In May 2020, the IEUA Board of Directors authorized a sole source contract with Wildermuth Environmental Inc. (WEI) to model the feasibility of the Chino Basin Program's (CBP) storage and recovery program and assess the basin response such as net recharge and pumping sustainability using the Chino Basin Watermaster 2020 Chino Valley Model. In January 2021, WEI was acquired by West Yost & Associates (West Yost) and the evaluation was completed. Since then, modified alternatives are being evaluated in coordination with the California Water Commission, California Fish and Wildlife, Metropolitan Water District of Southern California, and the local stakeholders. The modified alternatives will require additional groundwater modeling to evaluate the potential impacts to the Chino Basin using the 2021 Local Storage Limitation Solution model.

In June 2021, West Yost submitted a proposal for the evaluation and reporting of the model results which will be used in the feasibility study and environmental documentation for the CBP. This effort will require a contract amendment in the amount of \$96,690, a 64% increase from \$149,950 to \$246,640. This effort is part of the CBP feasibility study cost and will be reimbursed by the California Water Commission's Early Funding.

Staff's Recommendation:

1. Approve a contract amendment with West Yost, Contract No. 4600002991, for the Chino Basin Program Feasibility Work in the amount of \$96,690, increasing the contract from \$149,950 to a not-to-exceed amount of \$246,640; and
2. Authorize the General Manager to execute the contract amendment, subject to non-substantive changes.

Budget Impact *Budgeted (Y/N): Y Amendment (Y/N): Y Amount for Requested Approval:*

Account/Project Name:

PL19005 - Chino Basin Program

Fiscal Impact (explain if not budgeted):

No impact. There is sufficient budget in PL19005 for the contract amendment.

Prior Board Action:

In May 2020, the IEUA Board of Directors authorized the General Manager to enter into a sole source contract with WEI for the Chino Basin Program Feasibility Work.

Environmental Determination:

Not Applicable

Business Goal:

The Chino Basin Program Feasibility Work contract amendment is consistent with IEUA's Business Goal of Water Reliability by implementing an integrated water resources management plan that provides the region with reliable and cost-effective water supply and promotes sustainable water use.

.

Attachments:

Attachment 1 - Powerpoint presentation

Attachment 2 - West Yost proposal

Attachment 3 - West Yost contract amendment

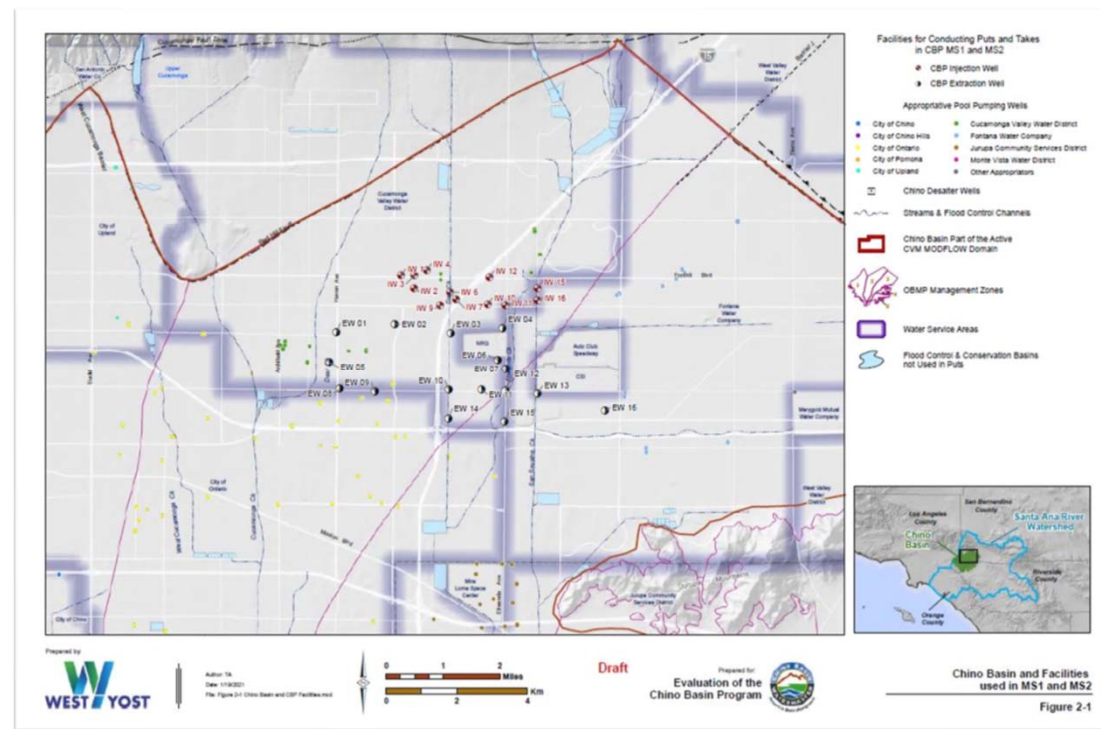


Chino Basin Program Feasibility Study Contract Amendment

Liza Muñoz, PE
Senior Engineer
July 21, 2021

Background

- West Yost began investigation of the Chino Basin Program [CBP] storage and recovery program feasibility in May 2020
- Component of the CBP planning and evaluation phase*:
 - Evaluated the siting of the Chino Basin Program injection and extraction wells
 - Modeled operational scenarios to assess basin response using the 2020 Chino Valley Model
- Reported on model results and impacts to the Chino Basin in January 2021

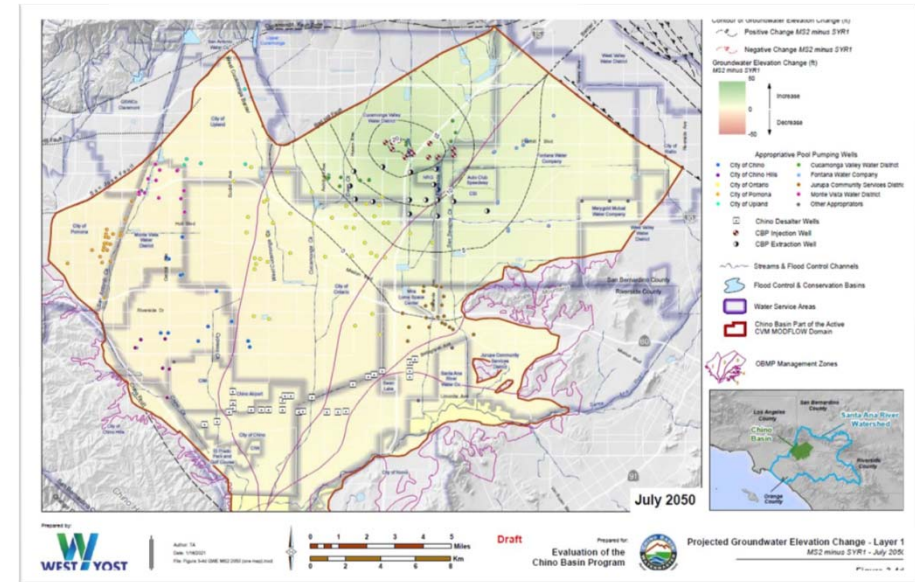


* Feasibility study costs will be reimbursed by the CA Water Commission.

Contract Amendment

Scope of Work

- Model the refined CBP operational scenarios using the 2021 Local Storage Limitation Solution scenario
- Evaluate the refined CBP operational scenarios throughout the 25-year period to assess the basin response
- Report on model results and impacts to the Chino Basin
 - To be used in the CBP Feasibility Study and environmental documentation



Task	Completion
Chino Basin Groundwater Modeling	August 2021
Feasibility Study Report	September 2021
Environmental Impact Report	October 2021

Recommendation

- Approve a contract amendment with West Yost, Contract No. 4600002991, for the Chino Basin Program Feasibility Work in the amount of \$96,690, increasing the contract from \$149,950 to a revised not-to-exceed amount of \$246,640; and
- Authorize the General Manager to execute the contract amendment, subject to non-substantive changes.

The contract amendment is consistent with IEUA's business goal of Water Reliability by implementing an integrated water resources management plan that provides the region with reliable and cost-effective water supply and promotes sustainable water use.



23692 Birtcher Drive
Lake Forest CA 92630

949.420.3030 phone
530.756.5991 fax
westyost.com

June 24, 2021

Project No.: 945-80-20-01
SENT VIA: EMAIL

Liza Muñoz, PE, QSD
Senior Engineer
Inland Empire Utilities Agency
Chino, CA 91708

SUBJECT: Scope and Budget Proposal for Follow-on Modeling to Support the Water Storage Investment Program

Dear Ms. Muñoz:

This letter proposal is in response to a request by the Inland Empire Utilities Agency (IEUA) to conduct additional modeling to investigate the feasibility of a Storage and Recovery Program in the Chino Basin called the Water Storage Investment Program (WSIP). West Yost was retained by IEUA in 2020 to use the Chino Basin Watermaster's (Watermaster) 2020 Chino Valley Model¹ (CVM) to evaluate the potential impact of various WSIP project alternatives. These initial evaluations are documented in a draft report that was published in January 2021. Since the initial draft report, the following conditions have changed: the baseline condition must now be updated to reflect the Local Storage Limitation Solution scenario (WY, 2021); four (4) new project alternatives are to be evaluated; and the model evaluations of the project alternatives must be tailored to support future documentation for the California Environmental Quality Act (CEQA). Therefore, the IEUA has requested that West Yost prepare a scope, schedule, and budget to complete the requested modeling to support the evaluation of the WSIP.

SCOPE OF WORK

We will use the CVM to evaluate the six (6) WSIP project alternatives that were outlined in an attachment to your email dated June 17, 2021 (Attachment A). These alternative scenarios will be simulated and evaluated compared to a baseline scenario. This baseline scenario is the project scenario that was modeled to evaluate the Local Storage Limitation Solution (WY, 2021) with updated locations of several wells that are yet to be constructed.

We plan to evaluate each project alternative over the planning period of 2028 through 2052 for the five (5) criteria listed below. For each criterion, we propose to generate the following exhibits to describe the model results:

¹ The CVM has been used for recent investigations to recalculate the Safe Yield of the Chino Basin (WEI, 2020) and evaluate the Local Storage Limitation Solution (WY, 2021), and has been accepted by the Court.

- Changes in net recharge to the Chino Basin
 - Time-series chart of net recharge for the baseline and six project alternatives.
- Changes in groundwater levels
 - Maps of the maximum and minimum difference in groundwater levels compared to the baseline scenario over the planning period.
 - Maps of the difference in groundwater levels compared to the baseline scenario for the end of the planning period.
 - Table comparing the maximum and minimum difference in groundwater levels compared to the baseline scenario.
 - Hydrographs of groundwater levels at wells for the baseline scenario and the six project alternatives. These hydrographs will be an appendix and will include the same wells that were evaluated in the January 2021 draft report.
 - Map and table of wells that are projected to have pumping sustainability challenges.
 - Map and table of wells where new land subsidence is projected to occur.
- State of Hydraulic Control
 - Time series chart of groundwater discharge through the Chino Creek Well Field for the baseline and six project alternatives.
- Residence time of injected water
 - Map depicting the locations of injected particles six months and two years after continuous quarterly releases over the planning period for Scenario 1.
 - Table summarizing travel times from the injection location to the nearest municipal supply well for the six project alternatives.
- Movement of known water quality anomalies
 - Map showing projected movement of the water quality anomalies for the baseline and six project alternatives over the planning period.

We will document and describe the exhibits listed above in a technical memorandum (TM). As we complete interim exhibits and analyses, we will meet with staff from Tom Dodson and Associates (TDA) to review interim deliverables and exhibits to support their development of the required environmental documentation pursuant to CEQA.

PROPOSED BUDGET AND SCHEDULE


Our proposed budget for the administration, modeling, and documentation of our model results in accordance with the scope described above is \$96,690. Our staff billing rates follow the approved billing rates in Watermaster's Engineering budget for Fiscal Year 2021/2022.

We can complete the documented scope of work within six (6) weeks of the notice to proceed. We plan to submit the draft TM by August 20, 2021. Once IEUA and TDA staff have a chance to review and comment on the draft TM, we will respond to the comments and submit a final report within one week from when we receive all comments.

Table 1. Proposed Budget for Follow-on Modeling to Support the WSIP		
Task	Description	Budget, dollars
1	Project scoping, meetings, and project management	25,500
2	Updating baseline model (Local Storage Limitation Solution)	6,500
3	Building, running, and post-processing Scenarios 1 through 6	42,100
4	Developing technical memorandum	13,800
Total (Plus 10 percent contingency)		\$96,690

We appreciate the opportunity to perform this important work. Please do not hesitate to contact me if you have any questions on the proposed budget or scope.

Sincerely,
WEST YOST



Garrett Rapp, PE
Associate Engineer II
RCE #86007

Attachment A: Project Alternatives



Attachment A

Project Alternatives

Attachment A. Project Alternative Scenario Descriptions (email from Liza Muñoz 6/17/2021)

CBP/WSIP Modeling Scenarios
Revised 2021.06.17

No.	GW Modeling Scenario ⁽¹⁾	Call Year ⁽²⁾	Extraction (TAFY)	Status	Notes:
1	PUT-5 + TAKE-1 (same as PUT-5 + TAKE-3)	Early	50	Ready	<i>Update 2021.02.22 modeling effort; revise CVWD ASR well location</i>
2	PUT-5 + TAKE-1 (same as PUT-5 + TAKE-3)	Late	50	Ready	<i>Update 2021.02.22 modeling effort; revise CVWD ASR well location</i>
3	WSIP	Early	40	Adjust pumping plan	<i>All "new" extraction well field remains, adjust pumping plan for 40 TAFY</i>
4	WSIP	Late	40	Adjust pumping plan	<i>All "new" extraction well field remains, adjust pumping plan for 40 TAFY</i>
5	WSIP-FWC/CH/U	Early	40	In progress (FWC)/not started (CH/U)	<i>Modified new extraction well field with (10 TAFY) inactive FWC wells, (1 TAFY) Chino Hills wells, and (1 TAFY) Upland wells</i>
6	WSIP-FWC/CH/U	Late	40	In progress (FWC)/not started (CH/U)	<i>Modified new extraction well field with (10 TAFY) inactive FWC wells, (1 TAFY) Chino Hills wells, and (1 TAFY) Upland wells</i>

Notes:
(1) TAKE alternatives with pre-delivery are no longer being considered and will not be re-modeled.
(2) Early call year assumes first TAKE cycle concurrent with **start of program in 2028**. Late call years assumes first TAKE cycle seven years after start of program.



CONTRACT AMENDMENT NUMBER: 4600002991-003
FOR
CHINO BASIN PROGRAM PRELIMINARY FEASIBILITY WORK

AMENDMENT NUMBER THREE is made and entered into this ____ day of _____, 2021, by and between the Inland Empire Utilities Agency, a Municipal Water District, organized and existing in the County of San Bernardino under and by virtue of the laws of the State of California (hereinafter referred to as "IEUA" and "Agency") and West Yost & Associates, Inc., with offices located in Davis, California (hereinafter referred to as "Consultant"), shall revise the Contract as follows:

REVISE SECTION 4, SCOPE OF WORK AND SERVICES, ADDING A PARAGRAPH, TO READ: Consultant's additional services and responsibilities shall include and be in accordance with Consultant's Proposal, dated June 24, 2021, **Exhibit A**, which is attached hereto, referenced herein, and made a part hereof.

REVISE SECTION 6, TERM, ADDING A PARAGRAPH, TO READ: With the execution of Contract Amendment Number 4600002991-003, the termination date of this Contract shall be extended to June 30, 2022; unless agreed to by both parties, reduced to writing, and amended in this Contract.

REVISE SECTION 7, COMPENSATION, ADDING A PARAGRAPH, TO READ: In accordance with this Contract Amendment, Agency shall pay Consultant a **NOT-TO-EXCEED MAXIMUM of \$246,640.00** for all services provided. This represents an increase of **\$96,690.00**.

ALL OTHER PROVISIONS OF THIS CONTRACT REMAIN UNCHANGED

The parties hereto have mutually covenanted and agreed as per the above amendment item, and in doing so have caused this document to become incorporated into the Contract Documents.

INLAND EMPIRE UTILITIES AGENCY:
**A MUNICIPAL WATER DISTRICT*

WEST YOST & ASSOCIATES, INC.:

Shivaji Deshmukh
General Manager

(Date)

DocuSigned by:
Charles Duncan
06EB1C90844A435.

Charles Duncan
President & CEO

6/30/2021

(Date)

Exhibit A



23692 Birtcher Drive
Lake Forest CA 92630

949.420.3030 phone
530.756.5991 fax
westyost.com

June 24, 2021

Project No.: 945-80-20-01
SENT VIA: EMAIL

Liza Muñoz, PE, QSD
Senior Engineer
Inland Empire Utilities Agency
Chino, CA 91708

SUBJECT: Scope and Budget Proposal for Follow-on Modeling to Support the Water Storage Investment Program

Dear Ms. Muñoz:

This letter proposal is in response to a request by the Inland Empire Utilities Agency (IEUA) to conduct additional modeling to investigate the feasibility of a Storage and Recovery Program in the Chino Basin called the Water Storage Investment Program (WSIP). West Yost was retained by IEUA in 2020 to use the Chino Basin Watermaster's (Watermaster) 2020 Chino Valley Model¹ (CVM) to evaluate the potential impact of various WSIP project alternatives. These initial evaluations are documented in a draft report that was published in January 2021. Since the initial draft report, the following conditions have changed: the baseline condition must now be updated to reflect the Local Storage Limitation Solution scenario (WY, 2021); four (4) new project alternatives are to be evaluated; and the model evaluations of the project alternatives must be tailored to support future documentation for the California Environmental Quality Act (CEQA). Therefore, the IEUA has requested that West Yost prepare a scope, schedule, and budget to complete the requested modeling to support the evaluation of the WSIP.

SCOPE OF WORK

We will use the CVM to evaluate the six (6) WSIP project alternatives that were outlined in an attachment to your email dated June 17, 2021 (Attachment A). These alternative scenarios will be simulated and evaluated compared to a baseline scenario. This baseline scenario is the project scenario that was modeled to evaluate the Local Storage Limitation Solution (WY, 2021) with updated locations of several wells that are yet to be constructed.

We plan to evaluate each project alternative over the planning period of 2028 through 2052 for the five (5) criteria listed below. For each criterion, we propose to generate the following exhibits to describe the model results:

¹ The CVM has been used for recent investigations to recalculate the Safe Yield of the Chino Basin (WEI, 2020) and evaluate the Local Storage Limitation Solution (WY, 2021), and has been accepted by the Court.

- Changes in net recharge to the Chino Basin
 - Time-series chart of net recharge for the baseline and six project alternatives.
- Changes in groundwater levels
 - Maps of the maximum and minimum difference in groundwater levels compared to the baseline scenario over the planning period.
 - Maps of the difference in groundwater levels compared to the baseline scenario for the end of the planning period.
 - Table comparing the maximum and minimum difference in groundwater levels compared to the baseline scenario.
 - Hydrographs of groundwater levels at wells for the baseline scenario and the six project alternatives. These hydrographs will be an appendix and will include the same wells that were evaluated in the January 2021 draft report.
 - Map and table of wells that are projected to have pumping sustainability challenges.
 - Map and table of wells where new land subsidence is projected to occur.
- State of Hydraulic Control
 - Time series chart of groundwater discharge through the Chino Creek Well Field for the baseline and six project alternatives.
- Residence time of injected water
 - Map depicting the locations of injected particles six months and two years after continuous quarterly releases over the planning period for Scenario 1.
 - Table summarizing travel times from the injection location to the nearest municipal supply well for the six project alternatives.
- Movement of known water quality anomalies
 - Map showing projected movement of the water quality anomalies for the baseline and six project alternatives over the planning period.

We will document and describe the exhibits listed above in a technical memorandum (TM). As we complete interim exhibits and analyses, we will meet with staff from Tom Dodson and Associates (TDA) to review interim deliverables and exhibits to support their development of the required environmental documentation pursuant to CEQA.

PROPOSED BUDGET AND SCHEDULE


Our proposed budget for the administration, modeling, and documentation of our model results in accordance with the scope described above is \$96,690. Our staff billing rates follow the approved billing rates in Watermaster's Engineering budget for Fiscal Year 2021/2022.

We can complete the documented scope of work within six (6) weeks of the notice to proceed. We plan to submit the draft TM by August 20, 2021. Once IEUA and TDA staff have a chance to review and comment on the draft TM, we will respond to the comments and submit a final report within one week from when we receive all comments.

Table 1. Proposed Budget for Follow-on Modeling to Support the WSIP		
Task	Description	Budget, dollars
1	Project scoping, meetings, and project management	25,500
2	Updating baseline model (Local Storage Limitation Solution)	6,500
3	Building, running, and post-processing Scenarios 1 through 6	42,100
4	Developing technical memorandum	13,800
Total (Plus 10 percent contingency)		\$96,690

We appreciate the opportunity to perform this important work. Please do not hesitate to contact me if you have any questions on the proposed budget or scope.

Sincerely,
WEST YOST



Garrett Rapp, PE
Associate Engineer II
RCE #86007

Attachment A: Project Alternatives



Attachment A

Project Alternatives

Attachment A. Project Alternative Scenario Descriptions (email from Liza Muñoz 6/17/2021)

CBP/WSIP Modeling Scenarios
Revised 2021.06.17

No.	GW Modeling Scenario ⁽¹⁾	Call Year ⁽²⁾	Extraction (TAFY)	Status	Notes:
1	PUT-5 + TAKE-1 (same as PUT-5 + TAKE-3)	Early	50	Ready	Update 2021.02.22 modeling effort; revise CVWD ASR well location
2	PUT-5 + TAKE-1 (same as PUT-5 + TAKE-3)	Late	50	Ready	Update 2021.02.22 modeling effort; revise CVWD ASR well location
3	WSIP	Early	40	Adjust pumping plan	All "new" extraction well field remains, adjust pumping plan for 40 TAFY
4	WSIP	Late	40	Adjust pumping plan	All "new" extraction well field remains, adjust pumping plan for 40 TAFY
5	WSIP-FWC/CH/U	Early	40	In progress (FWC)/not started (CH/U)	Modified new extraction well field with (10 TAFY) inactive FWC wells, (1 TAFY) Chino Hills wells, and (1 TAFY) Upland wells
6	WSIP-FWC/CH/U	Late	40	In progress (FWC)/not started (CH/U)	Modified new extraction well field with (10 TAFY) inactive FWC wells, (1 TAFY) Chino Hills wells, and (1 TAFY) Upland wells

Notes:

(1) TAKE alternatives with pre-delivery are no longer being considered and will not be re-modeled.

(2) Early call year assumes first TAKE cycle concurrent with **start of program in 2028**. Late call years assumes first TAKE cycle seven years after start of program.

**ACTION
ITEM**

2A

Date: July 21, 2021

To: The Honorable Board of Directors

ADD
From: Shivaji Deshmukh, General Manager

Committee:

Executive Contact: Christina Valencia, Executive Manager of Finance & Administration/AGM

Subject: Purchase of Agency-wide Insurance for FY 2021/22

Executive Summary:

Each year, the Agency purchases insurance policies to protect the Agency and the public against potential liabilities related to General, Auto, Fraud, Errors & Omissions, Property, Workers' Compensation, etc. Staff works closely with the Agency's insurance broker, Alliant Insurance Services, to evaluate the Agency's insurance program and needs, the insurance market, and insurance programs available.

The process includes the completion of underwriter applications that identify the Agency's loss history, operations and exposures, operating budget, property and equipment values, as well as total wages. This information is compared against current market trends and industry losses in support of receiving renewal premiums. The insurance market has seen significant changes in their programs as a result of numerous catastrophic losses across the globe, including wildfires and other events. These changes bring forward significant increases in premium for all parties pursuing insurance coverage. The fiscal impact to the Agency requires a budget increase of \$350,000, increasing the total insurance budget from \$1,212,300 to \$1,562,300, to cover the increased insurance premiums above the budgeted amount.

As summarized in Table 1 in the Background section the FY 2021/22 insurance premiums reflect significant increases and are above the adopted budget.

Staff's Recommendation:

Ratify the purchase of Agency-wide insurance policies providing coverage through Fiscal Year 2021/22, for the following amounts:

- a. Excess General Liability insurance in the amount of \$628,393;
- b. Property, Boiler & Machinery insurance in the amount of \$775,118;
- c. Excess Workers' Compensation insurance in the amount of \$104,933; and

Approve a budget amendment in the amount of \$350,000 for the purchase of insurance.

Budget Impact *Budgeted (Y/N): Y* *Amendment (Y/N): Y* *Amount for Requested Approval: \$ 350,000*

Account/Project Name:

10200-151100-100000-517010 for \$150,000

10200-151100-100000-517210 for \$200,000

Fiscal Impact (explain if not budgeted):

The fiscal impact to the Agency requires a budget increase of \$350,000, increasing the total insurance budget from \$1,212,300 to \$1,562,300, to cover the increased insurance premiums above the budgeted amount.

Prior Board Action:

On July 15, 2020, the Board approved the ratification of the purchase of Agency-wide insurance policies for coverage for FY 2020/21.

Environmental Determination:

Not Applicable

Business Goal:

The purchase of Agency-wide insurance policies support the Agency's commitment to safeguarding the Agency's fiscal health and effectively support the short and long term needs, while providing the best value to our customers.

Attachments:

Attachment 1 - Background
Attachment 2 - PowerPoint

Background

Subject: Purchase of Agency-wide Insurance Policies for FY 2021/22

Table 1: FY 2021/22 Insurance Premium Summary

Insurance	Coverage Limits	Self-Insured Retention (SIR)	FY 2019/20 Premium	FY 2020/21 Premium	FY 2021/22 Premium
General Liability	\$20,000,000	\$1,000,000	\$406,495	\$419,506	\$628,393
Property, Boiler & Machinery	Schedule	\$25,000	\$328,580	\$500,076	\$775,118
Workers' Comp	\$25,000,000	\$1,000,000	\$76,846	\$86,929	\$104,933
Master Crime	\$15,000,000	\$2,500	\$19,948	\$20,740	\$20,956
Total Premiums			\$831,869	\$1,027,251	\$1,529,400



Ratification of the Purchase of Agency-wide Insurance

Warren T. Green
Manager of Contracts & Procurement
July 2021

Recommendation

- Ratify the purchase of Agency-wide insurance policies providing coverage through Fiscal Year 2021/22, for the following amounts:
 - Excess General Liability insurance in the amount of \$628,393;
 - Property, Boiler & Machinery insurance in the amount of \$775,118;
 - Excess Workers' Compensation insurance in the amount of \$104,933; and
- Approve a budget amendment in the amount of \$350,000 for the purchase of Agency-wide insurances.

**INFORMATION
ITEM**

3B

Asset Management Update

Agenda

- Review
- Last Year
- Going Forward

Ken Monfore
Manager of Asset Management
July 21, 2021

Review

- History and importance of Asset Management

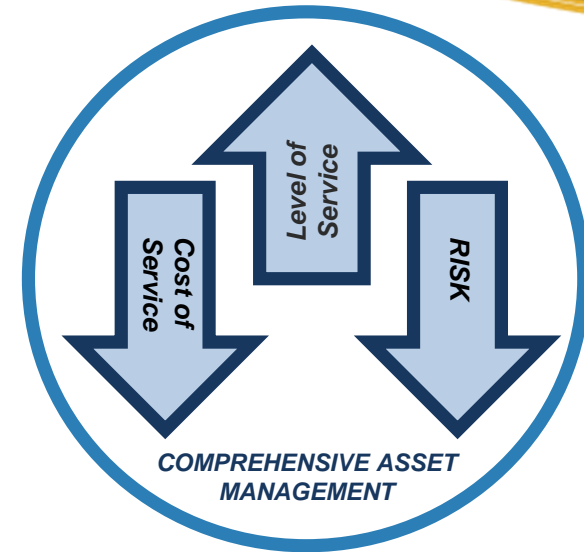
Safety



Reliability



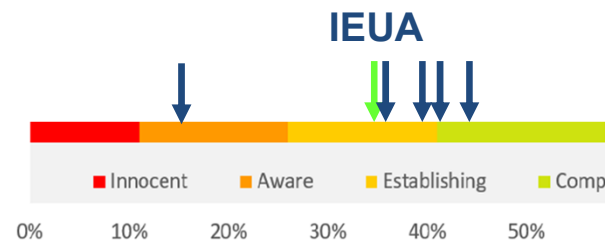
Bottom Line



- Where are we on our AM Journey?



How do we compare?



IEUA

KJ Study



Review

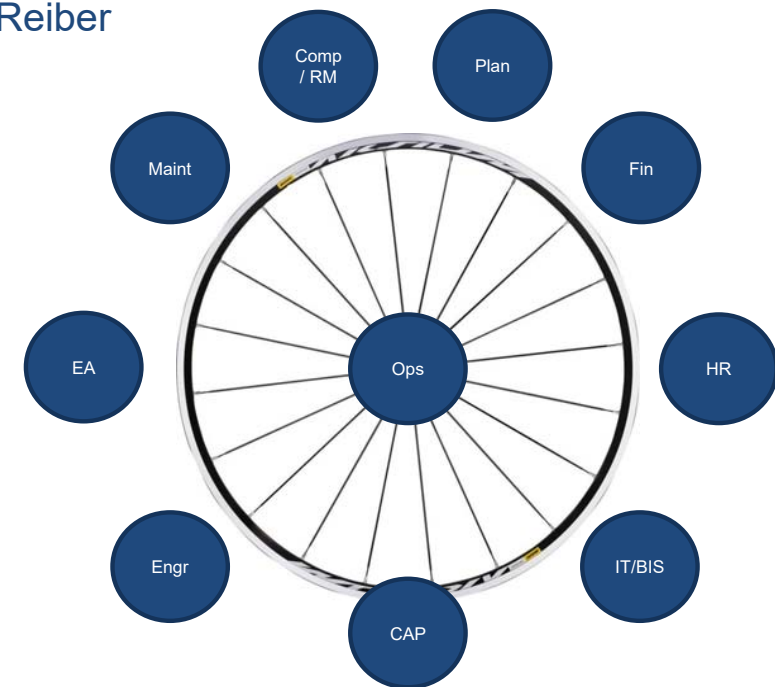
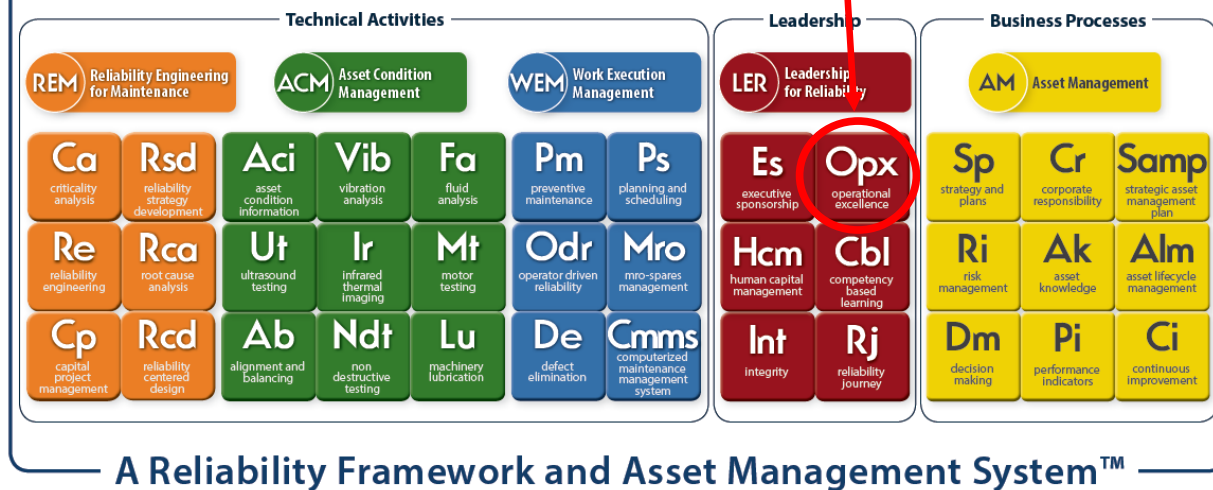
- Breadth of AM & Collaborative Effort

“Operational Excellence is when each person knows where they fit within Asset Reliability”

– Dave Reiber

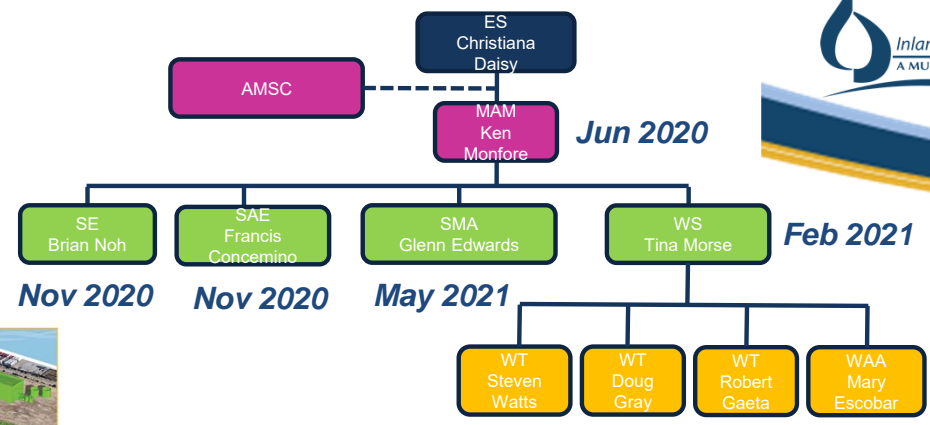


Uptime® Elements



Last Year:

- Built AM Team without adding Agency FTEs



- RP-5 Expansion
 - Old/New Assets
 - Resource Study

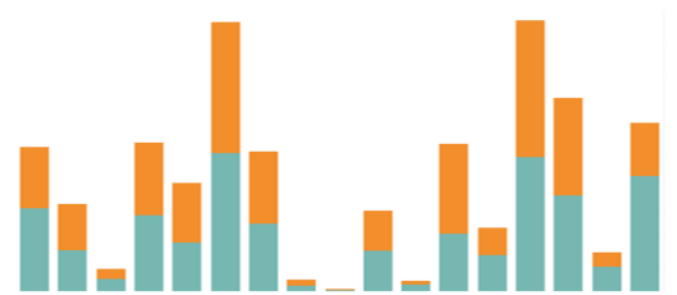


- Condition Assessments
 - Multi-Service Agreement
 - CA Plan



2013: RP-1 GT

Long Range Maintenance and Capital Project Planning



- RP-1 Pilot



Priority	Tasks
Phase 1	
1	Register Accuracy
2	CMMS Data Quality
3	Criticality Analysis
Phase 2	
4	Maintenance Intentionality
5	Maintenance Manual Update
6	PM Optimization
Phase 3	
7	Operator Driven Reliability
8	Operational Manual Update
9	Transition Plans to rest of Agency

Last Year:

- Group Tours



- Defect Elimination

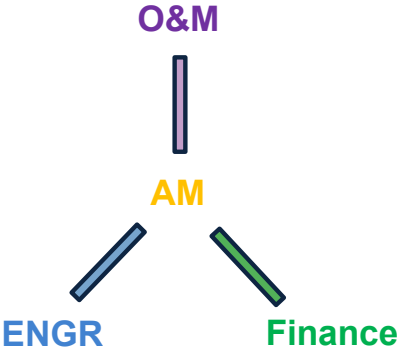



- Partnerships



Going Forward

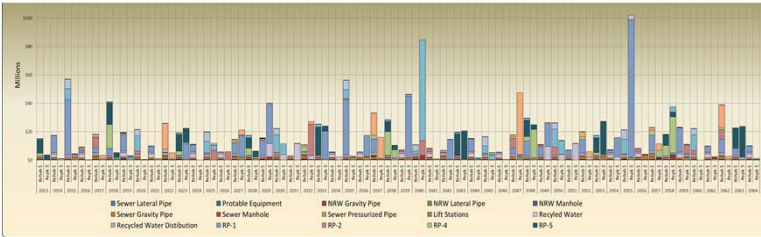
- AM as Asset Lifecycle “Conduit”



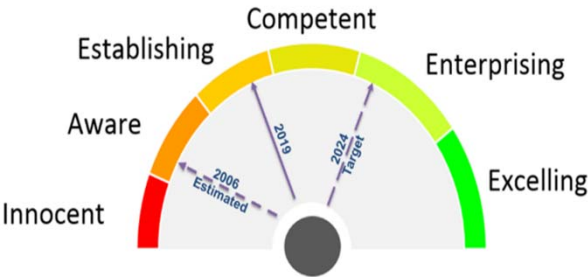
Identify and Understand Risk Levels



- Asset Management & Condition Assessment Plans feeding TYCIP



- RP-1 Pilot
 - Two Years
 - Transition to rest of Agency
 - Re-assess our AM standing

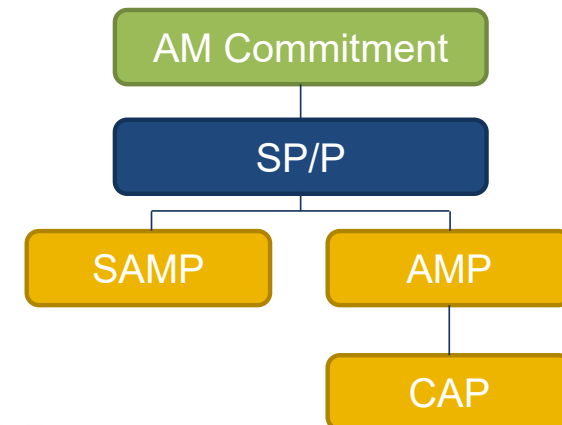


Going Forward

- Warehouse
 - Maintain > 97% inventory accuracy
 - Spare parts utilization
 - Collaborate with O&M
 - Bill of Materials
 - Economic Ordering Quantity



- Document AM Business Plans/Processes
 - Strategy Plans/Processes (SP/P)
 - Strategic Asset Management Plan (SAMP)
 - Asset Management Plan (AMP)
 - Condition Assessment Plan (CAP)



- Questions?



**INFORMATION
ITEM**

3C

Census 2020 Redistricting Update

As mentioned in the General Manager's comments during June's committee meetings, IEUA is taking steps to comply with redistricting mandates that follow the decennial census. Based on census data, a governmental body that uses district elections is required to adjust voting area boundaries. Special districts with a November 8, 2022 election must adopt the new district map no later than 205 days before the election, or April 17, 2022.

The California Fair Maps Act, which was enacted in 2020, involves a different process than 10 years ago when redistricting was done internally by Agency staff. Requirements now include specific outreach, a prescribed number of public hearings and the process for the Board to adopt the new map.

Although the California Fair Maps Act establishes a strict public hearing structure for cities and counties to follow, the process for special districts is simpler and will still ensure a transparent, participatory redistricting process.

Staff met with three consulting firms to discuss scope and cost. All three firms were well qualified and had extensive experience with redistricting.

Redistricting Partners – Sacramento/Los Angeles, CA

HaystaqDNA – Washington, DC

FLO Analytics – Portland, OR

Staff determined that based on Redistricting Partners' extensive knowledge of the California Fair Maps Act and experience with other California special districts, they would be the best candidate to assist IEUA staff during the redistricting process. Since IEUA's map is not required until April 2022, we will enter into the contract over the next couple of months and outreach will begin at the end of this year.

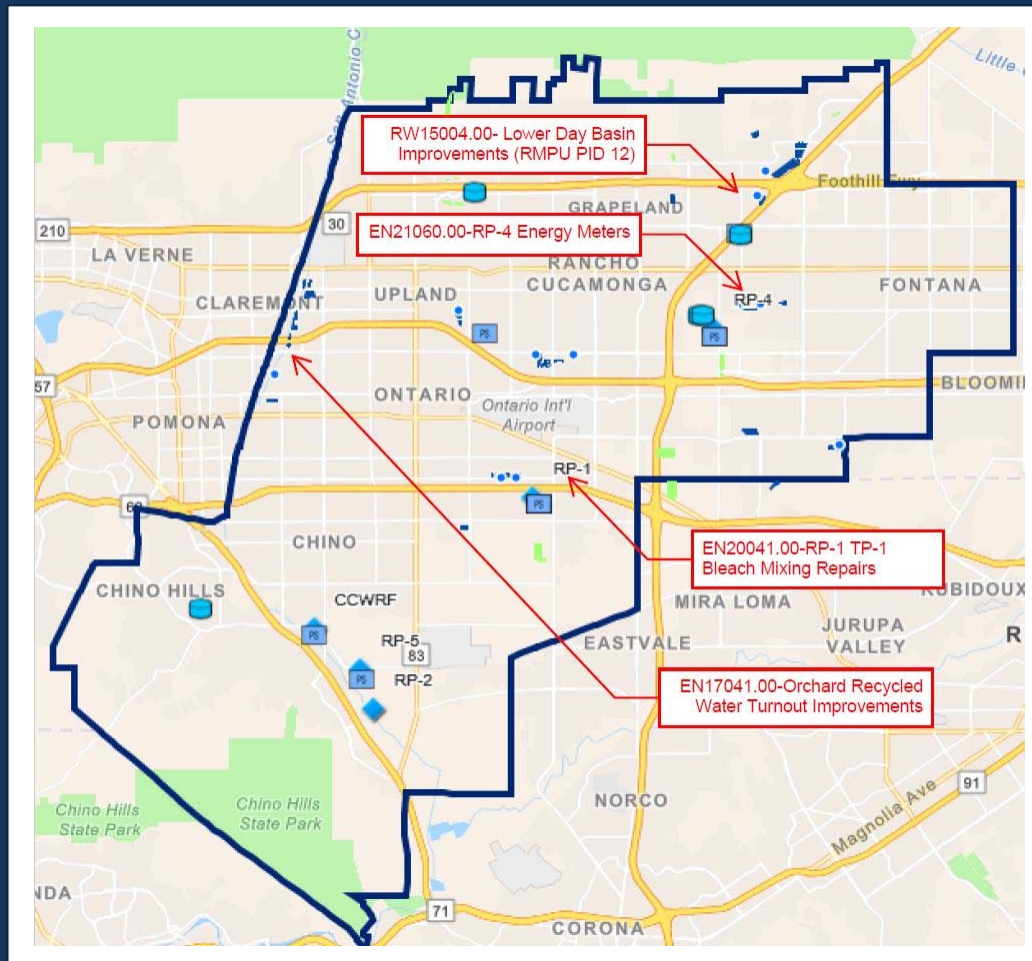
**INFORMATION
ITEM**

3D



Engineering and Construction Management Project Updates

Jerry Burke, PE
Manager of Engineering
July 2021



Project Location Map

Orchard Recycled Water Turnout Improvements

Project Goal: Rehabilitate/Repair Existing Assets



Total Project Budget: \$477 K
Project Completion: June 2021
Construction Percent Complete: 100%

Phase	Consultant/ Contractor	Current Contract	Amendments/ Change Orders
Design	Lee & Ro / ESA	\$81 K	130%
Construction (Current)	Cedro Construction, Inc.	\$128 K	0%

RP-4 Energy Meters

Project Goal: Improve Efficiency

Total Project Budget: \$50 K
Project Completion: September 2021
Construction Percent Complete: 75%

Phase	Consultant/Contractor	Current Contract	Amendments/Change Orders
Design	In-House	N/A	0%
Construction (Current)	Power Systems Services, Inc.	\$15 K	0%



RP-1 TP-1 Bleach Mixing Repairs

Project Goal: Rehabilitate/Repair Existing Assets



Total Project Budget: \$680 K
Project Completion: November 2021
Construction Percent Complete: 5%

Phase	Consultant/ Contractor	Current Contract	Amendments/ Change Orders
Design	GHD	\$98 K	0%
Construction (Current)	WA Rasic	\$417 K	0%

Lower Day Basin Improvements

Project Goal: Expand Capacity and Increase Groundwater Recharge

Total Project Budget: \$4 M
Project Completion: September 2021
Construction Percent Complete: 95%

Phase	Consultant/Contractor	Current Contract	Amendments/Change Orders
Design	Scheevel/Carollo	\$238 K	2.2%
Construction (Current)	Ferreira Construction	\$3 M	-1.5%



INFORMATION
ITEM

3E

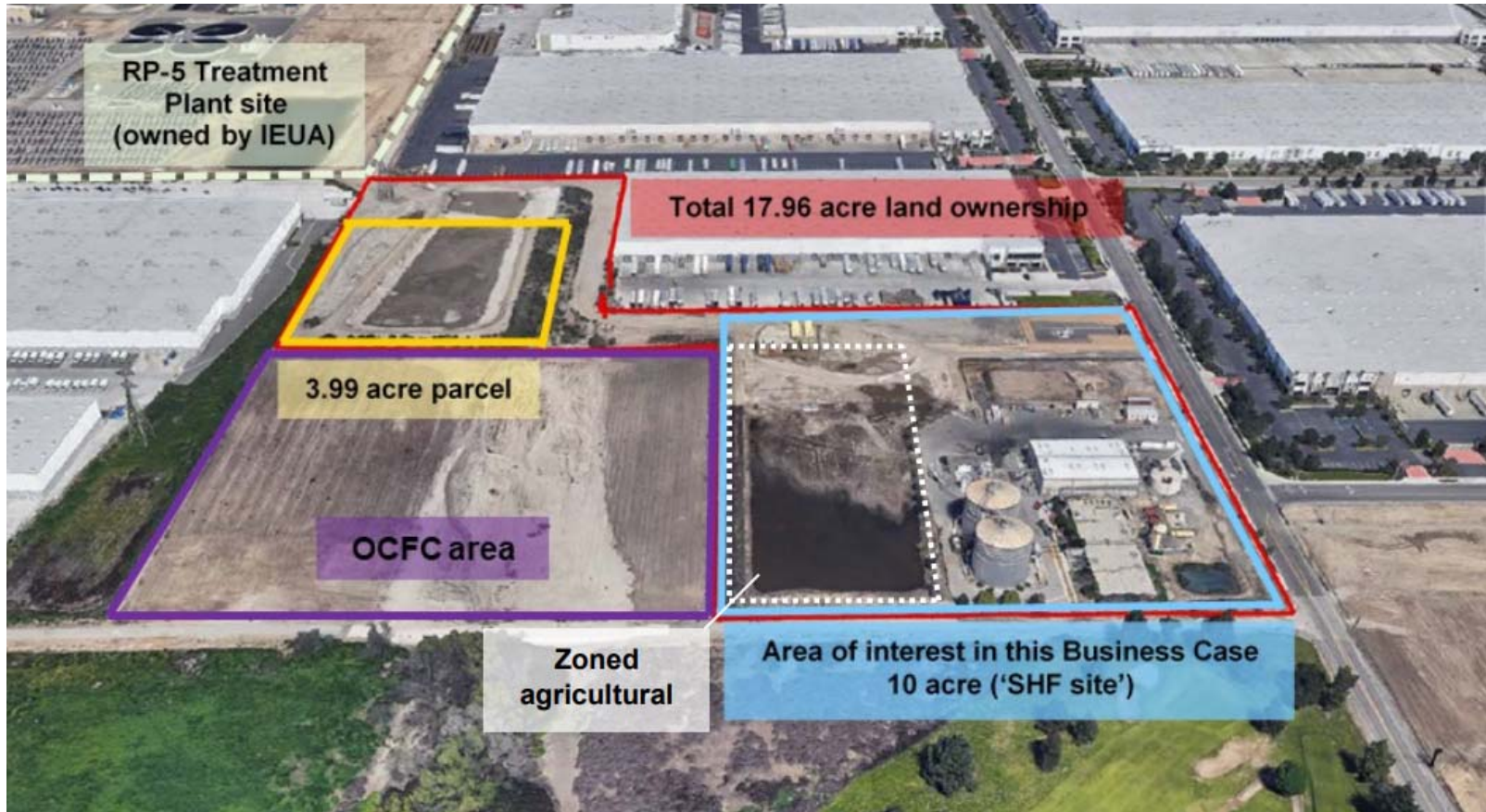


RP-5 Solids Handling Facility Future Uses Evaluation Update

Project No. EN20034.03

Jason Marseilles, P.E.
Deputy Manager of Engineering
July 2021

Project Location



Solids Handling Facility Current Use



- **Current Status**

- RP-5 Solids Handling Facility (SHF) offline since April 2019
- Utilized for the RP-5 Expansion Contractor Laydown and Parking

Evaluation Scope

- **Purpose:** Evaluate options for future use
- **Alternative Development**
 - **Transaction Type:** 20-year lease, 50-year lease, or land sale
 - **Site Size:** Half Site or Full Site
 - **Land Use:** Organics Processing or Logistics Hub
- **Study Approach:** Assessed nine alternatives against several criteria:
 - Economic criteria; calculated quantitatively
 - Environmental, social (community impact), and technical & operational criteria;



Alternative Evaluation Results

With RP-5 Expansion Impacts

ID	Lease or Sale	Site	Use	Financial Analysis		Multi-Criteria Analysis (% indicates weighting)					
				IEUA Upfront Cost*	25-year NPV	Economic Score (50%)	Environmental Score (15%)	Social Score (15%)	Operational Score (25%)	Total Weighted Score	MCA Rank
1	Status Quo			\$0	\$0.17	2.12	0.40	0.60	1.25	4.37	1
2	20-yr lease	Full site	Organics	\$8.95	\$1.75	1.78	0.30	0.15	0.25	2.48	4
3	20-yr lease	Half site	Organics	\$7.62	\$1.92	1.92	0.40	0.30	0.50	3.12	2
4	50-yr lease	Full site	Logistics hub	\$8.95	(\$4.92)	0.31	0.30	0.75	0.25	1.61	7
5	50-yr lease	Half site	Logistics hub	\$7.62	(\$0.18)	1.46	0.30	0.75	0.50	3.01	3
6	Sale	Full site	Organics	\$9.32	(\$3.47)	0.60	0.30	0.15	0.25	1.30	9
7	Sale	Half site	Organics	\$7.83	(\$1.83)	1.08	0.40	0.30	0.50	2.28	5
8	Sale	Full site	Logistics hub	\$12.94	(\$3.79)	0.25	0.30	0.75	0.25	1.55	8
9	Sale	Half site	Logistics hub	\$11.33	(\$4.34)	0.25	0.30	0.75	0.50	1.80	6

Notes:

The analysis assumes lease or sale would be executed in 2022. Costs/benefits are all expressed in 2020 USD terms in millions.

* Upfront cost values are relative to Status Quo. Upfront costs are those expected to occur in 2021 and 2022.

Alternative Evaluation Results

Without RP-5 Expansion Impacts

Economic Analysis

Alternative	Upfront Cost (\$ mil, 2020 USD)*	NPV (\$ mil, 2020 USD)**	NPV relative to 'Do Nothing' (\$ mil, 2020 USD)	NPV-only Rank
1 – Status Quo	\$0.13	\$0.17	\$0.00	9
2 – 20 year lease for full site (as-is), for organics processing.	\$0.19	\$11.49	\$11.33	1
3 – 20 year lease for half site (as-is), for organics processing.	\$0.12	\$9.27	\$9.10	2
4 – 50 year lease for full site (demolished), for use as logistics hub	\$0.19	\$4.82	\$4.65	7
5 – 50 year lease for half site (demolished), for use as logistics hub	\$0.12	\$7.18	\$7.01	3
6 – Sale of full site (as-is), for organics processing.	\$0.56	\$6.28	\$6.11	4
7 – Sale of half site (as-is), for organics processing	\$0.33	\$5.52	\$5.35	6
8 – Sale of full site (demolished), for use as logistics hub	\$4.19	\$5.95	\$5.78	5
9 – Sale of half site (demolished), for use as logistics hub	\$3.83	\$3.02	\$2.85	8

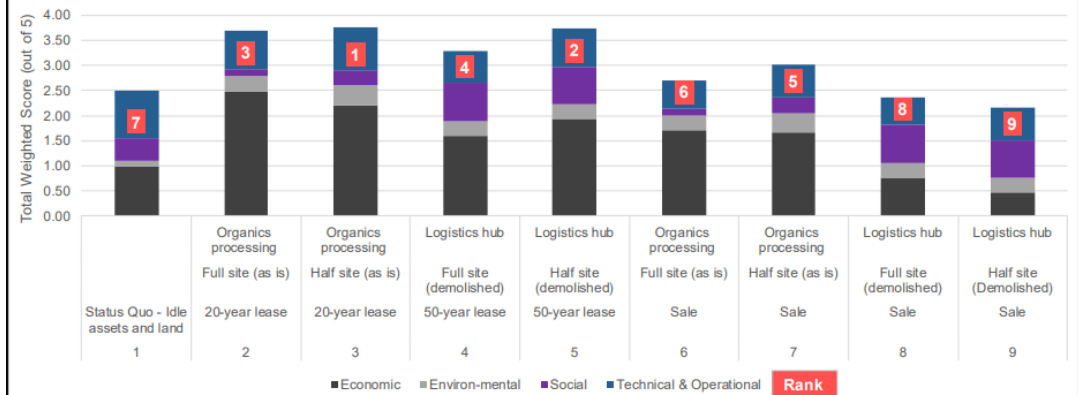
* Represents indicative costs incurred by IEUA in 2024 and 2025, expressed in 2020 USD

** Represents NPV of alternatives discounted back to 2025, expressed in 2020 USD

Multi-Criteria Analysis

Alt	Lease or Sale	Site Size	Use	RANK	TOTAL SCORE	Economic	Environ-mental	Social	Technical & Operational
1	Status Quo			7	2.50	1.00	0.10	0.45	0.95
2	20-year lease	Full site (as is)	Organics processing	3	3.68	2.48	0.30	0.15	0.75
3	20-year lease	Half site (as is)	Organics processing	1	3.76	2.21	0.40	0.30	0.85
4	50-year lease	Full site (demolished)	Logistics hub	4	3.30	1.60	0.30	0.75	0.65
5	50-year lease	Half site (demolished)	Logistics hub	2	3.73	1.93	0.30	0.75	0.75
6	Sale	Full site (as is)	Organics processing	6	2.70	1.70	0.30	0.15	0.55
7	Sale	Half site (as is)	Organics processing	5	3.01	1.66	0.40	0.30	0.65
8	Sale	Full site (demolished)	Logistics hub	8	2.37	0.77	0.30	0.75	0.55
9	Sale	Half site (Demolished)	Logistics hub	9	2.17	0.47	0.30	0.75	0.65

MCA Results



Next Steps

- **Finalize RP-5 SHF Use Evaluation**
- **WM Lyles maintain use until RP-5 Expansion Complete (2025)**
- **Continue outreach to interested parties**
 - Organics Processors
 - Land Developers
 - City of Chino
- **Further develop top three alternatives**
 - 20-year lease of half site for organics processing
 - 50-year lease of half site for logistics hub
 - 20-year lease of full site for organics processing



INFORMATION
ITEM

3F



June 30, 2021

To: Inland Empire Utilities Agency

From: Michael Boccadoro
Beth Olhasso

RE: June Report

Overview:

The water supply situation in California has become headline news throughout the state. 85 percent of the state is in extreme drought conditions and the main State Water Project reservoirs are around 33 percent capacity. Fears of a dry winter 2021-22 are starting to be voiced around the state.

Governor Newsom appointed a senior State Water Resources Control Board staffer as the new board member, replacing Tam Doduc. Nichole Morgan has served as assistant deputy director of financial assistance since 2019 and in several other SWRCB positions from 2009 to 2019. Board Member Morgan has been sworn in, but still requires Senate confirmation.

Mid-June brought the first, major western heatwave of 2021. Regulators expressed concern that there might be power shortages, but were able to cobble enough resources to avoid any rolling blackouts. On June 17, Governor Newsom signed an emergency proclamation suspending certain air and water-discharge permit requirements, allowing for the use of backup power generation. While regulators throughout the state and across the west are working in concert, there is still significant concern about what the rest of the summer could bring. Further, diminishment of hydro-power will add to grid stress as reservoir levels drop throughout the summer.

The Delta Stewardship Council (Council) and the U.S. Bureau of Reclamation (Reclamation) are pleased to award over \$10 million to fund 16 critical scientific studies in the Sacramento-San Joaquin River Delta and Suisun Marsh over the next three years.

Unprecedented budget surplus and federal stimulus funds totaling about \$100 billion is a welcome budget outcome. However, allocating all of that extra money is actually more difficult than one might think. Add restricted access to legislators and staff because of continued COVID-19 restrictions and it's a bit of a disaster. Pretty much the entire process to allocate this funding has been behind the scenes and very hard to track. Legislators met their constitutional deadline of passing a budget by June 15, but what they passed didn't have the support of the Governor. They came back and passed a "budget bill junior" on June 28 which contained more of a compromise reached by the Legislature and the Governor but still left out key aspects of the budget that are yet to be worked out between the Legislature and the Governor. Chief among them is a likely \$3 billion drought relief package.

While working on the budget, members are also working to move their bills through the second house ahead of the July 14 second house policy committee deadline. While most of the major bills IEUA was tracking and working on were held in the first house there are still some significant measures moving through the process. AB 818 (Bloom) to require significant "do not flush" labeling on non-flushable wipes is moving easily through the process, as well as SB 372 (Leyva) which would create a program to incentivize conversion to zero-emission vehicles. IEUA worked to secure an amendment to add construction and earth moving equipment as eligible vehicles into the measure.

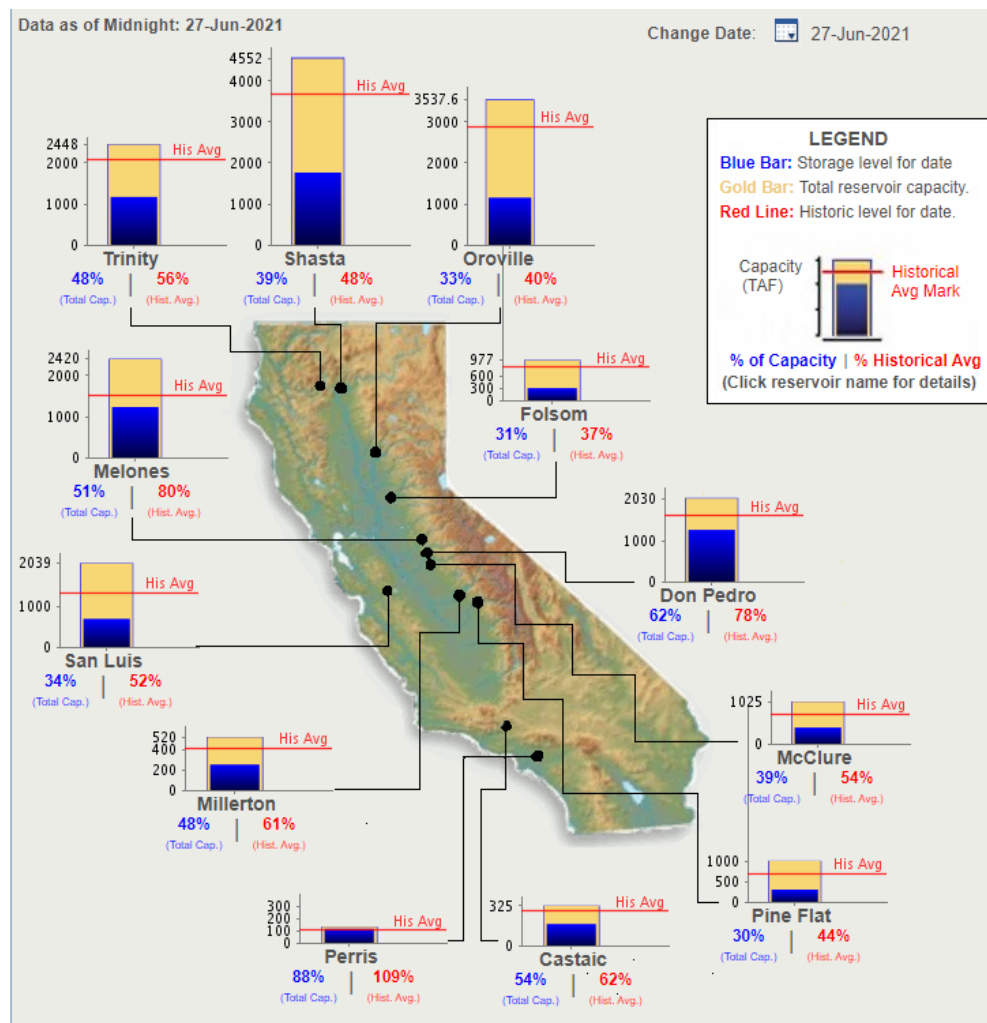
Inland Empire Utilities Agency

Status Report – June 2021

Water Supply Conditions

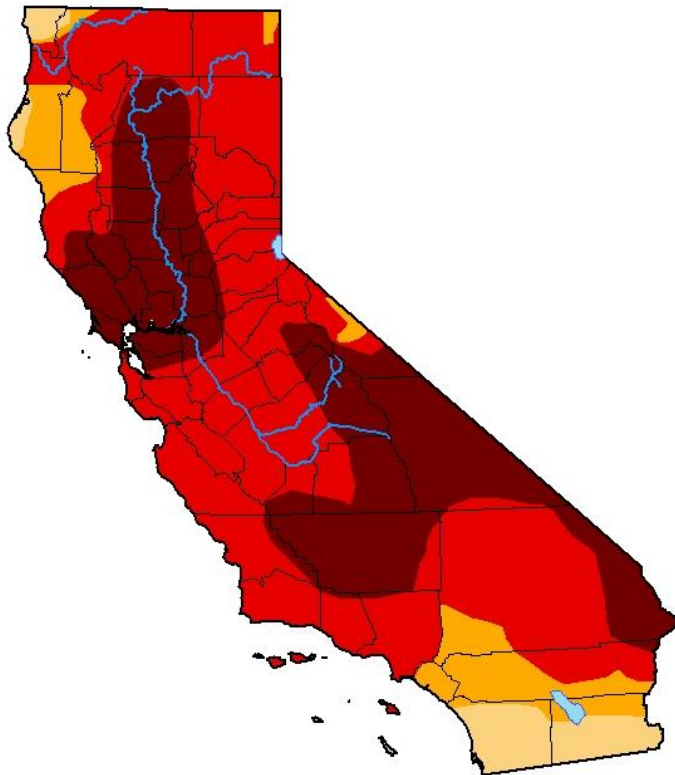
As expected, news on the water supply situation isn't very positive. While Southern California has significant supplies in storage, keeping an eye on the statewide situation is imperative to anticipate the water supply situation in the coming years. There so little water in Oroville and San Luis Reservoir, it will take a major snowpack in the winter of 2021/spring 2022 to bring northern California reservoir levels back to comfortable levels.

With the land soaking up much of the already dismal snowpack, reservoir levels are bleak. San Luis Reservoir, the main south-of-Delta storage facility for the State Water Project, is at 52 percent of average for this time of the year and 34 percent capacity and Oroville is at 40 percent of average and 33 percent capacity. Finally, over 85 percent of the state is in extreme drought conditions, and over one-third of the state is in "exceptional drought" conditions, the most extreme condition measured.



U.S. Drought Monitor California

June 22, 2021
(Released Thursday, Jun. 24, 2021)
Valid 8 a.m. EDT



Drought Conditions (Percent Area)

	None	D0-D4	D1-D4	D2-D4	D3-D4	D4
Current	0.00	100.00	100.00	94.73	85.44	33.32
Last Week 06-15-2021	0.00	100.00	100.00	94.75	85.44	33.32
3 Months Ago 03-23-2021	0.70	99.30	90.66	64.02	31.76	5.36
Start of Calendar Year 12-29-2020	0.00	100.00	95.17	74.34	33.75	1.19
Start of Water Year 09-29-2020	15.35	84.65	67.65	35.62	12.74	0.00
One Year Ago 06-23-2020	41.79	58.21	46.74	20.84	2.45	0.00

Intensity:

None	D2 Severe Drought
D0 Abnormally Dry	D3 Extreme Drought
D1 Moderate Drought	D4 Exceptional Drought

The Drought Monitor focuses on broad-scale conditions. Local conditions may vary. For more information on the Drought Monitor, go to <https://droughtmonitor.unl.edu/About.aspx>

Author:

Curtis Riganti
National Drought Mitigation Center



droughtmonitor.unl.edu

New Water Board Member Appointed

Governor Newsom appointed a senior State Water Resources Control Board staffer as the new board member, replacing Tam Doduc. Nichole Morgan has served as assistant deputy director of financial assistance since 2019 and in several other SWRCB positions from 2009 to 2019, including supervising water resources control engineer. She also held multiple positions at the Central Valley Regional Water Board. Ms. Morgan was appointed on June 16 and sworn in on June 22, but still requires Senate confirmation.

Power Grid Holds Up During First Major Heatwave

Mid-June brought the first, major western heatwave of 2021. Regulators expressed concern that there might be power shortages, but were able to cobble enough resources to avoid any blackouts. On June 17, Governor Newsom signed an emergency proclamation suspending certain air and water-discharge permit requirements, allowing for the use of backup power generation.

It looks like power regulators learned from the power disaster of August 2020 and coordinated efforts state and western-region wide. This type of coordination is expected to continue through the summer as there will inevitably be other extreme heat events.

Contributing to power issues is the lack of energy created through the state's hydro-electric resources. The Hyatt power plant at Lake Oroville is already operating at reduced capacity and is expected to be completely offline by August or September. If, as expected, the lake gets low enough to require turning off the plant, it will be the first time Hyatt will have lost all generation capabilities. The story is similar

at other hydro-power generation stations throughout the west. Loss of hydro-power resources will only serve to exacerbate power supply issues later in the summer.

\$10 Million Allocated for Projects in Delta

The Delta Stewardship Council (Council) and the U.S. Bureau of Reclamation (Reclamation) are pleased to award over \$10 million to fund 16 critical scientific studies in the Sacramento-San Joaquin River Delta and Suisun Marsh over the next three years.

“The unprecedented competitiveness of this solicitation illustrates a growing awareness of the scientific challenges we face in the Delta and their importance for natural resource management, with implications that can extend nationally or even internationally,” said the Council’s Delta Lead Scientist Dr. Laurel Larsen, who helped lead the collaborative Delta science proposal solicitation and the review of proposals submitted to the Council and Reclamation.

At its June 24 meeting, the Council voted to approve \$9,611,012.75 to fund 16 projects, with Reclamation contributing over \$3.42 million toward four of these projects. The State Water Contractors will co-fund one of these 16 projects. The funded projects are broad in scope, with topics centering on harmful algal blooms, understanding and managing salmon and sturgeon, sea level rise and subsidence, and managing Delta wetlands for multiple benefits.

Part of State Budget Passed

Unprecedented budget surplus and federal stimulus funds totaling about \$100 billion is a welcome budget reality. However, allocating all of that extra money is actually more difficult than one might think. Add restricted access to legislators and staff because of continued COVID-19 restrictions and it’s a bit of a disaster. Pretty much the entire process to allocate this funding has been behind the scenes and difficult to track. Legislators met their constitutional deadline of passing a budget by June 15, but what they passed didn’t have the support of the Governor. They came back and passed a “budget bill junior” on June 28 which contained more of a compromise reached by the Legislature and the Governor but still left out key aspects of the budget that are yet to be worked out between the Legislature and the Governor. Chief among them is a likely \$3 billion drought relief package.

Some water/drought funding was passed with the Budget Bill Jr. including:

- \$200M for Small Community Drought Relief
- \$100M for Urban Community Relief
- \$200M for Multibenefit Projects

Additionally, they allocated almost one billion dollars for water arrearages- funding to backfill past-due water bills. The funding goes to the State Water Resources Control Board who has not yet indicated how they intend to allocate the funding to water agencies.

The coming drought package has not been released and negotiations are ongoing for specific funding areas. It is hopeful that recycled water and IRWM will be funded in the upcoming package. The drought package is expected sometime in the coming weeks, but could drag on until September.

Legislative Update

On the legislative front, legislators are working toward the second house policy committee deadline of June 14. Bills that made it out of the house of origin are working their way through the policy committee process.

Updates on Priority Bills

- AB 818 (Bloom)- Solid Waste: premoistened nonwoven disposable wipes: Co-Sponsored by CASA and disposable wipes industry. Would require specific “Do Not Flush” labeling on specific disposable wipes. The bill has been sailing through the process and has moved through Senate passed the Judiciary Committee on consent and will go to the Environmental Quality Committee next.
- SB 273 (Hertzberg) Water Quality: municipal wastewater agencies: This legislation, sponsored by CASA, would authorize a wastewater agency to capture and treat stormwater utilizing ratepayer funds. The bill sailed through the Senate on the Consent Calendar and passed the Assembly Judiciary Committee 8-0 and the Assembly Environmental Safety and Toxic Materials Committee unanimously on June 30.
- SB 372 (Leyva) medium and heavy-duty fleet purchasing assistance program: zero emission vehicles. The bill, while still a work in progress, seeks to make financing tools available to help transition medium and heavy-duty truck fleets to zero emission vehicles. The Senator took amendments as it came out of the Appropriations Committee to include construction or earth-moving equipment as eligible under the program. The bill is passed out of the Assembly Transportation Committee 12-0 and will be heard in the Assembly Natural Resources Committee on July 7.
- AB 361 (R. Rivas): Sponsored by the California Special Districts Association would allow for public agencies to use teleconferencing without complying with certain Brown Act teleconferencing requirements provide that a teleconference location is accessible to the public, a quorum of members participate at the jurisdiction and the public has access to the legislative body at a specified location. These rules would only apply during a local or state emergency.

IEUA BILLS—June 30, 2021 BILLS WITH POSITIONS

			<p>of the public to observe and comment is preserved, as specified, and that a local agency permitting teleconferencing have a procedure for receiving and swiftly resolving requests for reasonable accommodation for individuals with disabilities, as specified. This bill would remove the requirements of the act particular to teleconferencing and allow for teleconferencing subject to existing provisions regarding the posting of notice of an agenda and the ability of the public to observe the meeting and provide public comment. The bill would require that, in each instance in which notice of the time of the teleconferenced meeting is otherwise given or the agenda for the meeting is otherwise posted, the local agency also give notice of the means by which members of the public may observe the meeting and offer public comment and that the legislative body have and implement a procedure for receiving and swiftly resolving requests for reasonable accommodation for individuals with disabilities, consistent with the federal Americans with Disabilities Act, as provided.</p>	Two-Year Bill	
AB 818	Asm. Bloom/ CASA	Solid Waste: premoistened nonwoven disposable wipes	<p>Would require, except as provided, certain premoistened nonwoven disposable wipes manufactured on or after July 1, 2022, to be labeled clearly and conspicuously with the phrase “Do Not Flush” and a related symbol, as specified. The bill would prohibit a covered entity, as defined, from making a representation about the flushable attributes, benefits, performance, or efficacy of those premoistened nonwoven disposable wipes, as provided. The bill would establish enforcement provisions, including authorizing a civil penalty not to exceed \$2,500 per day, up to a maximum of \$100,000 per violation, to be imposed on a covered entity who violates those provisions.</p>	<p>SUPPORT</p> <p>Sen Judiciary Comm</p>	Supported by CASA, ACWA, MWD

AB 1434	Asm. Friedman	Urban water use objectives: Indoor water use	Would establish, beginning January 1, 2023, until January 1, 2025, the standard for indoor residential water use as 48 gallons per capita daily. The bill would establish, beginning January 1, 2025, the standard as 44 gallons per capita daily and, beginning January 1, 2030, 40 gallons per capita daily. The bill would eliminate the requirement that the department, in coordination with the state board, conduct necessary studies and investigations and jointly recommend to the Legislature a standard for indoor residential water use.	OPPOSE Two-Year Bill	OPPOSED by ACWA, CASA, WatReuse, CSDA
AB 1500	Asms. E. Garcia/Mullin	Safe Drinking Water, Wildfire Prevention, Drought Preparation, Flood Protection, Extreme Heat Mitigation, and Workforce Development Bond Act of 2022	Would enact the Safe Drinking Water, Wildfire Prevention, Drought Preparation, Flood Protection, Extreme Heat Mitigation, and Workforce Development Bond Act of 2022, which, if approved by the voters, would authorize the issuance of bonds in the amount of \$6,700,000,000 pursuant to the State General Obligation Bond Law to finance projects for safe drinking water, wildfire prevention, drought preparation, flood protection, extreme heat mitigation, and workforce development programs.	SUPPORT IF AMENDED Assembly Rules Committee	
SB 45	Sen. Portantino	Wildfire Prevention, Safe Drinking Water, Drought Preparation, and Flood Protection Bond act of 2022	Would enact the Wildfire Prevention, Safe Drinking Water, Drought Preparation, and Flood Protection Bond Act of 2022, which, if approved by the voters, would authorize the issuance of bonds in the amount of \$5,510,000,000 pursuant to the State General Obligation Bond Law to finance projects for a wildfire prevention, safe drinking water, drought preparation, and flood protection program.	SUPPORT IF AMENDED SEN Floor	
SB 222	Sen. Dodd	Water Affordability Assistance Program	Would establish the Water Affordability Assistance Fund in the State Treasury to help provide water affordability assistance, for both drinking water and wastewater services, to low-income ratepayers and ratepayers experiencing economic hardship in California. The bill would make moneys in the fund available upon appropriation by the Legislature to the state board to provide, as part of the Water Affordability Assistance Program established by the	Asm Appr	Opposed by ACWA

SB 273	Sen. Hertzberg/ CASA	Water quality: municipal wastewater agencies	Would authorize a municipal wastewater agency, as defined, to enter into agreements with entities responsible for stormwater management for the purpose of managing stormwater and dry weather runoff, to acquire, construct, expand, operate, maintain, and provide facilities for specified purposes relating to managing stormwater and dry weather runoff, and to levy taxes, fees, and charges consistent with the municipal wastewater agency's existing authority in order to fund projects undertaken pursuant to the bill. The bill would require the exercise of any new authority granted under the bill to comply with the Cortese-Knox-Hertzberg Local Government Reorganization Act of 2000. To the extent this requirement would impose new duties on local agency formation commissions, the bill would impose a state-mandated local program.	SUPPORT Asm Appr	Supported by CASA, ACWA
SB 372	Sen Leyva/ NRDC	Medium and heavy-duty fleet purchasing assistance program: zero-emission vehicles	Would require an unspecified agency to establish a program to make financing tools and nonfinancial supports available to the operators of medium- and heavy-duty vehicle fleets to enable those operators to transition their fleets to zero-emission vehicles. The bill would require the agency to consult with various state agencies and stakeholders in the development and implementation of the program.	Asm Nat Res. 7/7	

**INFORMATION
ITEM**

3G

INNOVATIVE FEDERAL STRATEGIES, LLC

Comprehensive Government Relations

MEMORANDUM

To: IEUA Community and Legislative Affairs Committee

From: Letitia White, Jean Denton, Drew Tatum, and Sarah Persichetti

Date: June 30, 2021

Re: June Monthly Legislative Update

Administration, Senators Announce Bipartisan Deal on Infrastructure

President Biden on Thursday, June 24 announced he had reached an infrastructure deal with a group of Republican and Democratic senators, saying both sides gave up some things they wanted to get a rare accord in a bitterly divided Washington, D.C.

Biden acknowledged the deal would not include proposals he has made for spending to help American families, but firmly endorsed the deal on infrastructure in unusual remarks just outside the White House with the bipartisan group of senators looking on.

“We have a deal,” Biden told reporters.

“I think it’s really important, we’ve all agreed that none of us got all that we wanted. I clearly didn’t get all I wanted. They gave more than I think maybe they were inclined to give in the first place,” he said.

“But this reminds me of the days we used to get an awful lot done in the United States Congress, we actually worked with one another,” Biden said, putting his hand on Senator Rob Portman’s (R-OH) shoulder. “Bipartisan deal means compromise.”

The agreement was reached after weeks of negotiations, and with progressive Democrats repeatedly calling on the White House to back away from the talks, which some liberals fear could prevent a much larger package from moving forward.

Biden said he did intend to continue to look for a larger package on spending through a budget reconciliation measure, which would allow it to pass the Senate with just Democratic votes.

“I appreciate the fact that the president came out today to express what we all believe, which is we didn’t get everything we wanted but we came up with a compromise that is going to help the American people,” Portman told reporters. “I’m pleased to see today we were able to come together on a core infrastructure package.”

Senator Susan Collins (R-ME) said that the group had agreed on a price tag, scope and how to pay for it.

Innovative Federal Strategies LLC

The framework includes \$579 billion in new spending for a total of \$973 billion over five years and just over \$1.2 trillion over eight years. The agreement counts infrastructure spending, primarily through the reauthorization of transportation legislation, that Congress would have otherwise obligated over the 8-year period to reach the \$1.2 trillion price tag.

It allocates \$312 billion for transportation programs, including roads, bridges, airports, and electric vehicles infrastructure. The remaining \$266 billion would go to water infrastructure, broadband, environmental remediation, power infrastructure and other areas.

The proposed financial sources for new investments include reducing the tax gap, redirecting unused unemployment insurance relief funds, and repurposing unused funds from COVID-19 relief legislation. It also includes sources like allowing states to sell or purchase unused toll credits for infrastructure, extending expiring customs user fees and 5G spectrum auction proceeds.

Biden, who unveiled a \$1.25 trillion package to repair infrastructure and address climate change at the end of March, has sought for weeks to get a bipartisan agreement on infrastructure, after campaigning on his ability to work across the aisle and cut deals in Congress when he represented Delaware as a senator.

Biden also negotiated with a separate Republican group led by Senator Shelley Moore Capito (WV) that collapsed earlier during the month of June, fueling skepticism about the possibility for bipartisan agreement.

Democrats moved Biden's \$1.9 trillion coronavirus relief bill without GOP votes earlier this year using budget reconciliation, a process that allows them to bypass the filibuster in the Senate.

While the bipartisan breakthrough represents a significant accomplishment, Biden still faces a challenge in getting a deal across the finish line especially as he looks to convince progressives to support the deal.

Speaker Nancy Pelosi (D-CA) said that the House would not vote on a bipartisan infrastructure bill until the Senate passes a larger set of Democratic priorities through budget reconciliation.

"There won't be an infrastructure bill unless we have a reconciliation bill. Pure and simple," Speaker Pelosi noted.

Biden said following the meeting with senators, "We'll see what happens in the reconciliation bill and the budget process," adding that the legislation will move in a "dual track" with this infrastructure bill. Biden, who had made comments like Pelosi, had to walk back those comments after Republicans waived on continuing to support the framework if Democrats were conditioning their support for infrastructure on passing a partisan bill for non-traditional infrastructure.

“We all gave some to get some because what we did was put first the needs of our country,” said Sen. Krysten Sinema (D-AZ), who described the bipartisan deal as an “historic investment” in the United States’ infrastructure.

House Begins Consideration of Fiscal Year 2022 Funding Legislation

The House Appropriations Committee began consideration of its 12 annual spending bills to fund the government for fiscal year 2022 during the week of June 21.

The House Appropriations Financial Services and General Government (FSGG) Subcommittee approved by voice vote its fiscal 2022 spending bill Thursday, June 24. The bill was the first regular appropriations bill released and marked up this year and the first to include earmarks now that lawmakers plan to revive the practice of directing funds to specific community projects. It is set for a full committee markup June 29.

Lawmakers included 55 earmarks totaling \$32.4 million, according to a list published by the committee. That includes 47 projects requested by Democrats totaling \$26.6 million and eight projects for Republicans totaling \$5.8 million.

All the projects in the FSGG bill would be funded through the Small Business Administration.

Additional bills that were marked up in subcommittee last week include the spending bills for the Agriculture-FDA, Financial Services, Military Construction – Veterans Affairs, and Legislative Branch subcommittees.

Appropriators will release and hold subcommittee markups for their Interior-Environment, State and Foreign Operations, Defense, and Homeland Security bills during the last week of June.

They are also set to hold full committee markups for the Agriculture-FDA, Financial Services-General Government, Interior-Environment, Legislative Branch, Military Construction-VA, and State and Foreign Operations bills, as well as for the top-line allocations for all 12 subcommittees.

The House’s Agriculture-FDA, Financial Services, and Military Construction-VA spending bills included 177 earmarks totaling \$434.2 million. That includes 117 earmarks for Democrats totaling \$152.5 million and 59 earmarks for Republicans totaling \$285.9 million.

While Republicans raked in large earmarks, particularly through the Military Construction-VA bill, top Republicans on the House Appropriations Committee said Democrats have left them in the dark about their plans to pick winners among the 3,019 requests submitted by House lawmakers.

“Mass confusion,” Representative Ken Calvert (R-CA) responded when asked how earmarks would be divided between Republicans and Democrats.

Innovative Federal Strategies LLC

House Appropriations Chair Rosa DeLauro (D-CT) has not released a concrete set of guidelines for how much earmark funding each party should get. She said in a statement the committee would prioritize the most effective and popular project requests.

“As the Appropriations Committee reviews Community Project Funding requests, we are prioritizing impactful projects that demonstrate strong community support,” Representative DeLauro said in a statement. “We are confident that the many members on both sides of the aisle who chose to request projects will secure funding to address critical needs in their communities.”

Appropriators are relying on a guideline that accepted earmarks should be roughly proportionate to the requested earmarks by each party at the full committee and subcommittee levels, said Representative David Price (D-NC), chair of the Transportation-HUD Subcommittee.

Below is a table showing requests by subcommittee:

Earmark Requests by Subcommittee

Fiscal 2022 requests sent to the House Appropriations Committee

Subcommittee	Number of requests	Amount (dollars in millions)
Agriculture-FDA	147	\$452
Commerce-Justice-Science	226	218
Defense	18	36
Energy and Water	145	1,561
Financial Services	62	75
Homeland Security	90	217
Interior-Environment	315	707
Labor-HHS-Education	897	854
Military Construction-VA	18	327
Transportation-HUD	1,101	2,687
Total	3,019	7,134

In the Interior-Environment legislation, the Environmental Protection Agency and Interior Department would each receive roughly \$2 billion more in fiscal 2022 than they did for fiscal 2021.

The legislation would give EPA a total of \$11.3 billion for fiscal 2022, \$2.1 billion above fiscal 2021, and \$110.8 million more than President Joe Biden requested for the agency. Interior would receive \$15.6 billion under the bill—an increase of \$2.3 billion above fiscal 2021, but \$240 million below the administration’s request.

The request for the Interior Department includes \$1.6 billion for the Bureau of Land Management, \$285 million above the enacted fiscal 2021 level but \$26 million below the White House request. It would also include \$1.9 billion for the Fish and Wildlife Service, \$301 million more than enacted in fiscal 2021 and \$32 million less than that requested by the administration.

The request also includes \$61.8 million for regulation and study of per- and polyfluoroalkyl substances (PFAS), building on \$49 million appropriated for the agency in 2021.

House Energy & Commerce Committee Advances Drinking Water, PFAS Legislation

The House Energy and Commerce Committee advanced two pieces of legislation on Wednesday, June 23, addressing drinking water and PFAS. Both bills are now headed to consideration by the full House.

The first bill, the Assistance, Quality, and Affordability (AQUA) Act of 2021 is expected to be one of two major water infrastructure measures incorporated into the larger infrastructure package Congress now is assembling. The Energy and Commerce Committee advanced the measure on a 32-24 vote.

The bill would authorize \$53 billion over 10 years for the Drinking Water State Revolving Fund.

The other measure, the Water Quality Protection and Job Creation Act of 2021, advanced out of the Transportation and Infrastructure Committee in early June, and is expected to be considered on the floor this week.

As a reminder, the Senate in April passed its bipartisan water legislation (S. 914), which includes both drinking water and wastewater infrastructure provisions.

“Drinking water infrastructure has long been an area of strong bipartisan agreement in this Committee, and I hope that drinking water safety can be as well,” said Energy and Commerce Chair Frank Pallone (D-NJ).

Additionally, on June 23 the Energy and Commerce Committee approved the PFAS Action Act of 2021 by a vote of 33 to 20.

An anticipated floor vote on the bill is not scheduled, but Representative Debbie Dingell (D-MI), the bill’s sponsor, said she anticipates a July vote.

Amongst other actions against PFAS, the legislation would require the Environmental Protection Agency (EPA) to establish a national drinking water standard for PFOA and PFOS within two years

The committee rejected at least eight amendments Republicans offered that would, for example, have shielded from superfund liability companies that release PFAS used to make medicines, medical devices, lithium batteries, semiconductors, solar panels, pipeline safety equipment, and equipment used to protect “persons sworn to defend the United States.”

The legislation received bipartisan support last Congress, as the House passed the bill in January 2020 with 24 Republicans supporting the package.

Administration Unveils Full Budget Proposal

On Friday, May 29, the Biden Administration submitted its full fiscal year 2022 budget request to Congress, proposing spending that would run an annual deficit of more than \$1 trillion for the next decade.

Biden's fiscal 2022 budget proposal calls for a \$1.8 trillion deficit next year, totaling 7.8% of gross domestic product, and suggests adding \$14.5 trillion to the debt over the next decade. It also predicts a recovering economy, with the unemployment rate dropping to 4.1% in 2022 and 3.8% in 2023 and beyond. And the consistent deficit will not break the bank as long as interest rates stay low, White House Office of Management and Budget Acting Director Shalanda Young said when the budget was released.

"For the near term and the medium term, we believe the most important test of our fiscal health is real interest payments on the debt," Young said. "That's what tells us whether debt is burdening our economy and crowding out other investments."

The budget proposal, which projects the effects of Biden's legislative proposals, provides a detailed accounting of the administration's fiscal philosophy. It calls for \$6 trillion in federal spending in fiscal 2022 and outlines the effects of Biden's infrastructure and tax plans.

Lawmakers will treat it as a political document—an interesting series of plans that will be at least partly ignored by Congress, said Sen. Richard Shelby (R-AL), Vice Chairman of the Senate Appropriations Committee.

"Some people will be aghast," Shelby said on Wednesday, May 26 ahead of the budget release. "But I look at it as a suggestion. Sometimes we adopt some of that stuff. Sometimes we discard it, just ignore it."

The White House projects Biden's next two major legislative proposals, the American Jobs Plan and American Families Plan, would add a combined \$799 billion to the deficit over the decade. The document projects that it would reduce the deficit in later years.

Defense spending would shrink as a percentage of GDP, a pitch Republicans have already criticized. Defense funding would total \$756 billion (3.2% of GDP) in fiscal 2022, and \$851 billion (2.5% of GDP) in 2031.

The plan "completely disregards our debt of more than \$28 trillion, yet somehow still shortchanges our national security," Shelby said in a statement today.

Nondefense discretionary spending would shrink as a share of GDP, despite Biden's high-profile proposals to boost domestic investments. Biden calls for \$932 billion (4% of GDP) in fiscal 2022. The dollar figure would rise to \$1 trillion in fiscal 2031, but it would total only 3% of GDP at that point.

Biden anticipates a year-over-year real GDP increase of 4.3% in calendar year 2022 as the economy reopens after the shutdowns due to the coronavirus pandemic. The figure is projected to hover between 1.8% and 2% from 2025 onward.

Interest rates are projected to rise modestly throughout the next decade, though Young noted that they are expected to remain low compared to long-term historical averages. The yield on 10-year Treasury notes is projected to rise from 1.4% in calendar year 2022 to 2.8% in 2028 and beyond.

Biden's proposals to overhaul corporate taxation, including an increase in the corporate tax rate to 28%, would reduce the deficit by slightly more than \$2 trillion over the next decade, the document projects. His plans to raise taxes and close loopholes for top earners is estimated to cut the deficit by \$754.8 billion.

After accounting for \$1.2 trillion in tax credits for clean energy, electric cars, low-income families and housing investment, the plan would net Biden about \$2.4 trillion to invest in other economic priorities. The White House has said that the \$4 trillion combination of its American Jobs Plan and American Families Plan would be fully paid for over 15 years.

Senate Confirms Head of EPA's Water Office, Deputy Interior Secretary

The Senate voted 55-43 on June 16 to confirm Radhika Fox as head of the Environmental Protection Agency's (EPA) Office of Water.

Senate Environment and Public Works Committee Chairman Tom Carper (D-DE), in remarks on the Senate floor, praised Fox's record and highlighted the organizations endorsing her for the position. These include the U.S. Chamber of Commerce, the Family Farm Alliance, and the U.S. Water Alliance, where she previously served as CEO.

"What those organizations have said — again and again — about Radhika Fox is that she is an exceptional leader who will work day and night to come up with practical solutions to our country's serious water challenges," Senator Carper said Wednesday. "Moreover, Ms. Fox will make sure everyone's point of view is heard and taken into account when EPA acts to protect our country's precious water resources."

In her own remarks on the floor, committee ranking member Shelley Moore Capito (R-WV) announced her opposition to Fox's nomination, citing in part her answers to the committee in May regarding the Trump-era version of the Navigable Waters Protection Rule.

"At that markup in May, I noted that I could not support Ms. Fox at that time because she would not commit to maintaining the Navigable Waters Protection Rule issued in 2020. As I noted at that time, she also would not state that the 2015 Waters of the U.S. Rule was overreaching," Senator Capito said on the floor.

"So I really couldn't pin her down on any opinion on this very important rule. I now know why she would not commit to maintaining the Navigable Waters Protection Rule when she testified before the committee and avoided providing direct responses in her written responses to my

follow-up questions. The administration did not support the rule, and apparently the EPA opposed it completely.”

Additionally, by a vote of 88-9, the Senate voted to confirm Tommy Beaudreau as deputy Interior Secretary.

The White House nominated Beaudreau to the role after pulling back its initially announced nominee, Elizabeth Klein, amid reported opposition from Senate moderates.

Moderate Senator Joe Manchin (D-WV), who chairs the Senate’s Energy and Natural Resources Committee, praised Beaudreau in a floor speech ahead of the vote.

“Mr. Beaudreau fully understands the role of the Department of the Interior in striking the balance in its dual mission of preserving and protecting our national parks and public lands and providing a large part of the energy and mineral resources that we need to power the nation,” he added.

Mr. Beaudreau is a lawyer and former Obama administration official who has previously held several roles at the Interior Department.

President Biden Signs Juneteenth Legislation Creating Newest National Holiday

President Biden on June 17 signed into law the Juneteenth National Independence Day Act, turning the oldest celebration of the abolition of slavery in the U.S. into the country’s newest national holiday.

The signing came after the Senate and House passed the legislation in lopsided votes on consecutive days to get it to Biden's desk before this year’s Juneteenth, which was Saturday.

A portmanteau of June 19, the holiday marks the day in 1865 when Union Maj. Gen. Gordon Granger issued General Order No. 3 in Galveston, Texas, emancipating the remaining enslaved people in the state. For enslaved Americans in Texas, freedom came two and a half years after President Lincoln issued the Emancipation Proclamation.

Also known as Jubilee, Emancipation, or Freedom Day, June 19 has long been celebrated by Black communities across the country. Cities and states have also increasingly recognized the day; all but one state officially marks Juneteenth.

The last time a federal holiday was established was in 1983, when then-President Reagan signed a bill to create Martin Luther King Jr. Day, which was first observed in 1986.

The past two years, both the Senate and the House passed resolutions recognizing Juneteenth’s significance, but fell short of passing any formal legislation.

Representative Sheila Jackson Lee (D-TX) and Senator Ed Markey (D-MA) introduced such a bill in their respective chambers last June, but it failed to gain traction.

The bill was reintroduced to both chambers in February and largely sat dormant until mid-June when the Senate passed the proposal by unanimous consent, sending it to the House.

The House did not dally, with Majority Leader Steny Hoyer (D-MD) announcing that the lower chamber would take up the legislation the next day. It passed overwhelmingly, by a vote of 415-14.

Biden acknowledged that the bill passed by an overwhelming bipartisan vote.

“I hope this is the beginning of a change of the way we deal with one another,” he said.

Juneteenth is the country’s 12th federal holiday. As it falls on Saturday this year, the Office of Personnel Management announced Thursday morning that it would be observed on Friday for federal employees.

“National holidays are something important, these are days when we as a nation have decided to stop and take stock and often to acknowledge our history. As we established Juneteenth as our newest national holiday, let us be clear what happened on June 19, 1865,” Vice President Kamala Harris noted.

Committee on Economic Disparity and Fairness in Growth Democrats Announced

On Tuesday, June 15, House Speaker Nancy Pelosi announced the Democratic Members for the Select Committee on Economic Disparity and Fairness in Growth. Speaker Pelosi announced the creation of the Committee on December 30, 2020.

Democrats named to the Committee include:

- Congressman Jim Himes (CT): bringing extensive professional experience from the private sector and in affordable housing, will be Chair
- Congresswoman Marcy Kaptur (OH): focusing on regional economic revitalization
- Congresswoman Gwen Moore (WI): leading action to close the racial wealth gap
- Congressman Vicente Gonzalez (TX): recognizing the connection between economic growth and infrastructure connectivity
- Congresswoman Pramila Jayapal (WA): delivering workers better wages and a brighter future
- Congresswoman Angie Craig (MN): representing the concerns of family farmers and rural communities
- Congresswoman Alexandria Ocasio-Cortez (NY): addressing generational disparities and increasing worker power in the economy
- Congresswoman Sara Jacobs (CA): focusing on the future of work with both a family and a global perspective

Working with the Committees of Jurisdiction, the Select Committee’s goal will be to “study and recommend proposals to make our economy work for everyone, powering American economic growth while ensuring that no one is left out or left behind in the 21st Century Economy.”

Republicans have not yet named appointees to the Select Committee.

EPA to Revise Trump Rollbacks to Water Pollution Protections

The Environmental Protection Agency (EPA) on June 9 officially announced that it plans to revise a Trump-era rule that limited what waters receive federal protections from pollution.

In a statement, EPA Administrator Michael Regan said the agency, along with the Army, has determined the rule that is currently in place is “leading to significant environmental degradation.”

Acting Assistant Secretary of the Army for Civil Works Jaime Pinkham said in a statement that the Trump-era rule caused a 25-percentage point drop in decisions that waters should get Clean Water Act protections.

"The Navigable Waters Protection Rule has resulted in a 25-percentage point reduction in determinations of waters that would otherwise be afforded protection," Pinkham said.

The Biden administration was widely expected to make changes to the Trump policy, but Wednesday’s announcement represents a formal step to get there, with the Justice Department asking a court to send the rule back to the agency for new rulemaking.

In its request, which does not ask for the existing to be vacated, government lawyers argued that this course of action would allow them to avoid taking positions "that might appear to pre-judge issues that will be reconsidered through notice-and-comment rulemaking."

It said in a statement that the new effort will be guided by considerations including protecting water resources and reflecting input from landowners and the agricultural community.

The Trump-era rule in question limited which waters receive protections under the Clean Water Act, excluding certain types of wetlands and streams, including streams that only flow when it rains or when snow melts.

It replaced an Obama-era rule that argued those bodies of water must be protected to stop pollution from reaching larger sources, including those used for drinking water.

The Trump administration said the rule promulgated by its predecessor was too broad and required major efforts to protect relatively small bodies of water.

In new court declarations, Pinkham and EPA official Radhika Fox, who has been nominated to lead the agency's Office of Water said that certain statements in the Trump rule's preamble "call into significant question whether the agencies’ consideration of science and water quality impacts" were significant with the goals of the Clean Water Act.

"The agencies explicitly and definitively stated ...that they did not rely on agency documents in the record that provided some limited assessment of the effects of the rule on water quality," the declarations said.

Defining which waters receive federal protections under the Clean Water Act has been an area of contention among environmentalists and the agricultural community, as farms may want to discharge waste into streams.

In a hearing Wednesday on the EPA's fiscal year 2022 budget request, lawmakers on both sides of the aisle raised concerns about such regulations.

Senator Lisa Murkowski (R-AK) said the rule should not be "overreaching" while Senator Martin Heinrich (D-NM) said that the current rule is "horribly written" and should be promptly revisited.

"What I'm committed to is engaging with the secretary of [agriculture], with the Army Corps of Engineers, with the agriculture community and with the communities that are impacted in congress to best understand, how do we have a long-term, durable solution and not continue to have to ping-pong it back and forth," Regan said in response to Murkowski.

EPA Reverses Trump Guidance It Said Weakened PFAS Regulations

The Environmental Protection Agency on June 10 announced a slate of actions aimed at a class of toxic chemicals called PFAS, including the revocation of a Trump-era guidance that it said weakened regulations for the substances.

The agency additionally proposed a reporting requirement for manufacturing PFAS chemicals and finalized a rule requiring polluters to report releases of three types of the chemicals.

"These actions will help us harness the best available science to develop policies and programs that can improve health protections for everyone, including those living in historically underserved communities," Michal Freedhoff, principal deputy assistant administrator for the Office of Chemical Safety and Pollution Prevention, said in a statement.

The removed guidance, issued at the end of the Trump administration, sought to clarify a 2020 rule issued by the agency that prohibits companies from importing certain types of PFAS as part of an object's "surface coating" without EPA approval.

Such objects may include automotive parts, carpets, furniture, and electronic components. The guidance limited what would have been subject to the rule, providing exemptions for "unintentionally present" impurities as well as for those who process chemicals.

The Biden administration said Thursday that the guidance "was never deemed necessary by career staff and its development was directed by political officials serving in the last Administration."

Innovative Federal Strategies LLC

Its new PFAS reporting proposal would require those that have made or imported PFAS chemicals since the start of 2011 and those who do so going forward to report information on its uses, quantity, disposal exposure and hazards to the agency.

Bill Number	Sponsors	Title and/or Summary	Summary/Status	Latest Action
XX	President Joe Biden	American Jobs Plan	The White House proposed \$621 billion for transportation, \$400 billion for elder and disability care, and \$300 billion for manufacturing. Additional funds would be invested in housing, research and development, schools, water, broadband, and the electric grid, among other projects.	<p>On March 31, President Biden announced the first portion of his wide ranging infrastructure package.</p> <p>The House has worked on the INVEST in America Act, its surface transportation authorization bill, which it hopes to pass on July 1 and later incorporate into an infrastructure package.</p>
XX	President Joe Biden	American Families Plan	The American Families Plan calls for \$1 trillion in new spending and \$800 billion in new tax credits. The plan would provide \$200 billion program offering universal pre-kindergarten for all three- and four-year-olds; \$109 billion for tuition-free community college for any American who wants it; \$85 billion to increase Pell Grants to benefit low-income and minority students; and more than \$4 billion in funding for larger scholarships, certification and support programs for teachers.	<p>President Biden unveiled the companion package to the American Jobs Plan on April 28th prior to his address to a Joint Session of Congress.</p> <p>The legislation does not go as far as some Democrats hoped it would - key House Democrats would like to include a permanent expansion of the child tax credit, which Biden's plan currently does not include.</p> <p>Legislative text for the proposal has not yet been developed.</p> <p>House Speaker Nancy Pelosi and Senate Majority Leader Chuck Schumer have indicated that passage of a bipartisan infrastructure package are contingent upon passage of a separate reconciliation package with elements of the American Families Plan.</p>

XX	President Joe Biden & Bipartisan Group of Senators	Bipartisan Infrastructure Framework	<p>The framework includes \$579 billion in new spending for a total of \$973 billion over five years and just over \$1.2 trillion over eight years.</p> <p>It allocates \$312 billion for transportation programs, including roads, bridges, airports and electric vehicles infrastructure. The remaining \$266 billion would go to water infrastructure, broadband, environmental remediation, power infrastructure and other areas.</p> <p>The proposed financial sources for new investments include reducing the tax gap, redirecting unused unemployment insurance relief funds and repurposing unused funds from COVID-19 relief legislation. It also includes sources like allowing states to sell or purchase unused toll credits for infrastructure, extending expiring customs user fees and 5G spectrum auction proceeds.</p>	<p>President Biden announced that he'd reached an infrastructure deal with a group of Republican and Democratic Senators on Thursday, June 24 following weeks of back and forth talks on a potential deal.</p> <p>The deal with the bipartisan group follows skepticism about the possibility for a bipartisan agreement following the breakdown of talks with Senator Shelley Moore Capito earlier in June.</p> <p>The deal faces the challenge of convincing progressives to support the deal - Speaker of the House Nancy Pelosi has expressed that the House would not vote on a bipartisan bill until the Senate passes a larger set of Democratic priorities though budget reconciliation.</p> <p>There is no legislative language yet associated with the framework, meaning the relevant Senate Committees will likely use the two weeks of recess while the Senate is out of Session for the Fourth of July to begin crafting legislation.</p>
----	--	-------------------------------------	--	---

H.R. 3684	Rep. Peter DeFazio (D-OR)	INVEST in America Act	<p>The legislation addresses provisions related to federal-aid highway, transit, highway safety, motor carrier, research, hazardous materials, and rail programs of the Department of Transportation (DOT).</p> <p>The Legislation has also incorporated the Water Quality Protection and Job Creation Act of 2021 and Assistance, Quality, and Affordability Act of 2021 which reauthorize clean and drinking water provisions.</p>	<p>Chairman of the House Transportation and Infrastructure Committee Peter DeFazio introduced the legislation on June 4, 2021.</p> <p>Markups were held on the legislation on June 9-10th and the legislation passed out of committee on June 10th by a vote of 38-26.</p> <p>The legislation is set to be considered by the full House Chamber during the week of June 28, 2021.</p>
S. 29	Sen. Amy Klobuchar (D-MN)	Local Water Protection Act	A bill to amend the Federal Water Pollution Control Act to reauthorize certain programs relating to nonpoint source management, and for other purposes.	The legislation was introduced on January 22, 2021 and referred to the Committee on Environment and Public Works.
H.R. 1563	Rep. Mike Garcia (R-CA)	To extend the authorities under the Water Infrastructure Improvements for the Nation Act of 2016 providing operational flexibility, drought relief, and other benefits to the State of California	The legislation would extend the authorities under the Water Infrastructure Improvements for the Nation Act of 2016 providing operational flexibility, drought relief, and other benefits to the State of California. The legislation would extend 4007 authorities through January 1, 2028.	The legislation was introduced on March 3, 2021 and was referred to the House Committees on Natural Resources and Science, Space, and Technology.

H.R.1915	Rep. Peter DeFazio (D-OR) / Grace Napolitano (D-CA)	Water Quality Protection and Job Creation Act of 2021	The legislation would reauthorize the Alternative Water Source Grants Pilot Program, which authorizes the U.S. Environmental Protection Agency to grant up to \$200 million per year to state, interstate, and intrastate water resource development agencies to engineer, design, construct, and test water reuse projects throughout the country.	<p>The legislation was introduced on March 16, 2021.</p> <p>The Committee on Transportation and Infrastructure held a mark-up session on June 9-10th and the legislation was passed out of committee on June 10th by a vote of 42-25.</p> <p>The legislation will now be considered by the full House Chamber.</p>
H.R.2238	Sen. Jeff Merkley (D-OR) / Rep. Alan Lowenthal (D-CA)	Break Free from Plastic Pollutions Act	The comprehensive legislation would require corporations to take responsibility for pollution, incentivize corporations to make reusable products and items that can be recycled, create a nationwide beverage container refund program, and other items to promote recycling and other investments in U.S. domestic recycling.	The legislation was introduced on March 25, 2021 in the House.
H.R. 866	Rep. Ken Calvert (R-CA)	FISH Act	This bill gives the Fish and Wildlife Service (FWS) the sole authority to protect endangered or threatened species that are anadromous species (species of fish that spawn in fresh or estuarine waters and that migrate to ocean waters) or catadromous species (species of fish that spawn in ocean waters and migrate to fresh waters). Currently, the FWS shares this authority with the National Marine Fisheries Service.	The legislation was introduced on February 5, 2021, and referred to the House Committee on Natural Resources.

H.R. 1015	Rep. Grace Napolitano (D-CA)	Water Recycling Investment and Improvement Act	This bill makes permanent, and otherwise revises, the Bureau of Reclamation's grant program for the funding of water recycling and reuse projects. Specifically, the bill removes priority under the program for projects in areas that, in the preceding four-year period, have been (1) identified as experiencing severe, extreme, or exceptional drought; or (2) designated as a disaster area by a state. Additionally, the bill increases through FY2025 the authorization of appropriations for the program and otherwise revises provisions related to program funding.	The legislation was introduced on February 11, 2021, and referred to the House Committee on Natural Resources.
H.R.4099	Rep. Grace Napolitano (D-CA)	Large Scale Water Recycling Project Investment Act	Created a competitive grant program for large-scale water recycling and reuse projects. Large-scale water recycling projects are those estimated to cost \$500 million or greater. \$750 million would be authorized over 5 fiscal years beginning in FY23.	The legislation was introduced on June 23, 2021 and referred to the Committee on Natural Resources. The Water Subcommittee held a hearing on the legislation on Tuesday, June 29, 2021.
H.R.1881	Rep. John Garamendi (D-CA)	To amend the Federal Water Pollution Control Act with respect to permitting terms, and for other purposes.	The legislation would extend permit terms for publicly owned water infrastructure projects under the National Pollutant Discharge Elimination System (NPDES) from 5 years to a maximum of 10 years.	The legislation was introduced on March 12, 2021 and referred to the Committee on Transportation and Infrastructure.

S.914	Sen. Tammy Duckworth (D-IL)	Drinking Water and Wastewater Infrastructure Act of 2021	Authorizes more than \$35 billion for water resource development projects across the country with a focus on upgrading aging infrastructure, addressing the threat of climate change, investing in new technologies, and providing assistance to marginalized communities.	Introduced on March 23, 2021 and referred to the Senate Environment and Public Works Committee. The legislation passed the Senate on April 29, 2021 by a vote of 89-2.
H.R. 737	Rep. David Valadao (R-CA)	RENEW WIIN Act	The legislation would extend the authorities under the Water Infrastructure Improvements for the Nation Act of 2016 providing operational flexibility, drought relief, and other benefits to the State of California.	The legislation was introduced on February 2, 2021, and referred the House Committee on Natural Resources. 10 members of the California delegation have cosponsored the legislation.
S.91 / H.R.535	Sen. Krysten Sinema (D-AZ) / Rep. John Garamendi (D-CA)	Special Districts Provide Essential Services Act	The legislation would include special districts in the coronavirus relief fund and direct the Secretary of the Treasury to include special districts as an eligible issuer under the Municipal Liquidity Facility.	The legislation was introduced on 1/28 in both the House and Senate. It has been referred to relevant committees in both chambers.
H.R. 895 / S. 209	Rep. David Rouzer (R-NC) / Sen. Jeanne Shaheen (D-NH)	Emergency Assistance for Rural Water Systems Act	To provide for assistance to rural water, wastewater, and waste disposal systems affected by the COVID-19 pandemic, and for other purposes.	The legislation was introduced on February 5, 2021, and referred to the House Committee on Agriculture.
H.R. 2515	Rep. Garret Graves (R-LA)	Building U.S. Infrastructure through Limited Delays and Efficient Reviews (BUILDER) Act	The legislation modernizes the National Environmental Policy Act (NEPA) and aims to make infrastructure project reviews more efficient, reduce project costs, and spur economic recovery.	The legislation was introduced on April 14, 2021 and was referred to the House Committee on Natural Resources. The legislation's 28 cosponsors are all Republican, including members of GOP leadership.

H.R. 939	Rep. Doug LaMalfa (D-CA)	Combustion Avoidance along Rural Roads (CARR) Act	The bill exempts wildfire mitigation activities conducted within 300 feet of a road from all laws governing environmental review of proposed agency actions or protection of endangered or threatened species. Mitigation activities are those that are conducted by Department of the Interior or the Department of Agriculture on federal land that is administered by the National Park System, the Bureau of Land Management, or the Forest Service. Mitigation activities include forest thinning, hazardous fuel reduction, prescribed burning, and vegetation management.	The legislation was introduced on February 8, 2021 and was referred to the House Committees on Natural Resources and Agriculture.
H.R.3267	Rep. Brendan Boyle (D-PA)	Protect Drinking Water from PFAS Act	The bill amends the Safe Drinking Water Act to require the Administrator of the Environmental Protection Agency to publish a maximum contaminant level goal and promulgate a national primary drinking water regulation for total per- and polyfluoroalkyl substances.	The legislation was introduced on May 17, 2021 and referred to the House Committee on Energy and Commerce.
H.R. 1512	Rep. Frank Pallone (D-NJ)	The Climate Leadership and Environmental Action for our Nation's Future (CLEAN) Act	The legislation aims to achieve net zero greenhouse gas pollution, combat the climate crisis, and create jobs. The bill authorizes \$565 billion over ten years to enable deep decarbonization.	The legislation was introduced on March 2, 2021, and referred to the relevant committees.

S. 953	Sen. Ron Wyden (D-OR)	Water for Conservation and Farming Act	The legislation would create a Bureau of Reclamation fund of \$300 million to support water recycling projects, water-use efficiency projects and dam safety projects; the WaterSMART program to increase water supply reliability by funding infrastructure and conservation projects that conserves water, increases water use efficiency and improves the condition of natural water recharge infrastructure; Establishes a grant program for any Reclamation States, Tribes, nonprofit conservation organizations, irrigation or water districts, and regional and local authorities to complete habitat restoration projects that improve watershed health and mitigate climate change; among other actions.	The legislation was introduced on March 24, 2021, and referred to the Committee on Energy and Natural Resources.
H.R.3293	Rep. Lisa Blunt Rochester (D-DE)	Low-Income Water Customer Assistance Programs Act	The legislation would amend the Safe Drinking Water Act and the Federal Water Pollution Control Act to establish programs to assist low-income households in maintaining access to drinking water and wastewater services.	<p>The legislation was introduced on May 18, 2021, and referred to the relevant committees.</p> <p>The House Energy and Commerce Subcommittee on Environment and Climate Change held a mark-up session on the legislation on June 16, 2021. The legislation now moves to consideration by the full committee.</p>

H.R.3291	Rep. Paul Tonko (D-NY)	AQUA Act	<p>The legislation would invest \$105 billion over 10 years in the nation's water systems including \$53 billion for the Drinking Water State Revolving Fund, \$45 billion to fully replace every lead service line, and \$5 billion to provide assistance to systems with PFAS contamination. Additionally, the legislation would require the EPA to set national standards for PFAS, 1,4-dioxane, and microcystin toxin, and makes it easier for EPA to set standards in the future. The bill would authorize \$4 billion emergency relief program to provide forgiveness for utility customers facing debts and unpaid fees since March 1, 2020.</p>	<p>The legislation was introduced on May 18, 2021, and referred to the House Committee on Energy and Commerce.</p> <p>The House Energy and Commerce Subcommittee on Environment and Climate Change held a mark-up session on the legislation on June 16, 2021. The legislation now moves to consideration by the full committee.</p>
H.R. 3286	Rep. Raul Ruiz (D-CA)	Emergency Order Assurance, Safety, and Inspection of water Systems (Emergency OASIS Act)	<p>The legislation would require the EPA to establish regulations to flush a drinking water system if contaminants were present in the system for longer than six months, or if water stood motionless in the system for longer than six months.</p>	<p>The legislation was introduced on May 17, 2021 and referred to the House Committee on Energy and Commerce.</p>
H.R. 3622 / S. 1907	Rep. Chris Pappas (D-NH) / Sen. Kirsten Gillibrand (D-NY)	Clean Water Standards for PFAS Act	<p>The legislation would require the Administrator of the Environmental Protection Agency to develop effluent limitations guidelines and standards and water quality criteria for PFAS under the Federal Water Pollution Control Act, to provide Federal grants to publicly owned treatment works to implement such guidelines and standards</p>	<p>The legislation was introduced in the House on May 28, 2021, and in the Senate on</p> <p>The legislation in the House has bipartisan cosponsorship.</p>

S. 2168	Sen. Mike Braun (R-IN)	Define WOTUS Act	The legislation would amend the Federal Water Pollution Control Act to modify the definition of navigable waters, and to make the definition of the "waters of the United States" permanent.	<p>The legislation was introduced on June 22, 2021, and referred to the Committee on Environment and Public Works.</p> <p>The legislation is in response to the EPA's announcement earlier in June of its intent to rewrite the Navigable Waters Protection rule.</p>
H.R. 3814 / S. 717	Rep. Liz Cheney (R-WY) / Sen. Mike Lee (R-UT)	Undoing NEPA's Substantial Harm by Advancing Concepts that Kickstart the Liberation of the Economy Act (UNSHACKLE Act)	<p>The legislation combines the following five stand-alone NEPA reform bills on agency process, state expansion, legal changes, and data reporting into one comprehensive text.</p> <ul style="list-style-type: none"> - NEPA Agency Process Accountability Act - NEPA Accountability and Enforcement Act - NEPA State Assignment Expansion Act - NEPA Legal Reform Act - NEPA Data Transparency Act 	<p>The Senate legislation was introduced on March 11, 2021, and referred to the Committee on Environment and Public Works.</p> <p>The House legislation was introduced on June 11, 2021, and referred to the House Committees on Natural Resources; Judiciary; Transportation and Infrastructure; and Energy and Commerce.</p>
H.R. 3701	Rep. Antonio Delgado (D-NY)	Clean Water for Rural America Act	The legislation would increase funding for technical assistance grants within the Clean Water State Revolving Fund (CWSRF). Specifically, the bill increases authorization levels for CWSRF technical assistance grants for rural, small, and tribal municipalities from \$25 million annually to \$100 million annually from FY 2022 to FY 2026. The legislation also requires the Environmental Protection Agency to publish a report detailing the implementation of the technical assistance grant program.	The bipartisan legislation was introduced on June 4, 2021, and referred to the House Committee on Transportation and Infrastructure.

INFORMATION
ITEM

3H



CALIFORNIA STRATEGIES, LLC

Date: June 29, 2021
To: Inland Empire Utilities Agency
From: John Withers, Jim Brulte
Re: California Strategies, LLC June 2021 Activity Report

- 1) This month Jim Brulte and John Withers participated in a senior staff meeting via Microsoft Teams on June 7 due to the Coronavirus.
- 2) Topics of discussion included:
 - a) Regional Relations
 - i) A general discussion with staff about regional stakeholders
 - ii) Ongoing discussion related to Census and Redistricting was held
 - b) CBP/WSIP
 - i) Discussion was held regarding the WSIP.
 - c) Regional Contract
 - i) Recent meetings and activities were discussed and reviewed with the outstanding issues of governance and recycled water noted.
 - d) IEUA Budget
 - i) Approval of the budget by Technical and Policy committees last month.
 - e) IEUA Outreach
 - i) Regional outreach was discussed, and meetings scheduled.
 - ii) Introduced IEUA Board President to Congressman Obernolte

**INFORMATION
ITEM**

31

Date: July 21, 2021

To: The Honorable Board of Directors

ADD
From: Shivaji Deshmukh, General Manager

Committee: Community & Legislative Affairs

07/14/21

Executive Contact: Kathy Besser, Executive Manager of Government & Ext. Affairs/AGM

Subject: Public Outreach and Communication

Executive Summary:

Staff is developing drought messaging that recognizes the State's conditions while highlighting local supply conditions, as well as the efforts that continue to be made to ensure a reliable water supply through investments and community water-use efficiency efforts. Staff is working closely with MWD, regional and member agencies to ensure a consistent and impactful regional message.

Staff is recognizing Smart Irrigation Month in July by implementing smart irrigation messages throughout Agency outreach channels as well as offering a hose nozzle giveaway

Staff introduced a new employee recognition series on LinkedIn called New Splash which highlights the Agency's newest hires. The first feature received over 400 impressions and had an 8% engagement rate.

Solar Cup 2021 challenges are complete and MWD hosted a virtual recognition ceremony on June 10. Chino Hills High School took home multiple awards.

Staff's Recommendation:

This is an informational item for the Board of Directors to receive and file.

Budget Impact *Budgeted (Y/N): Y Amendment (Y/N): N Amount for Requested Approval:*

Account/Project Name:

Fiscal Impact (explain if not budgeted):

Prior Board Action:

N/A

Environmental Determination:

Not Applicable

Business Goal:

IEUA is committed to providing a reliable and cost-effective water supply and promoting sustainable water use throughout the region.

IEUA is committed to enhancing and promoting environmental sustainability and the preservation of the region's heritage.

Attachments:

Attachment 1 - Background

Background

Subject: Public Outreach and Communication

July

- July, Smart Irrigation Month
- July, National Park and Recreation Month
- July 4, Independence Day
- July 28, World Nature Conservation Day
- July 29, National Intern Day

Media and Outreach

- Staff is developing drought messaging that recognizes the State's conditions while highlighting local supply conditions, as well as the efforts that continue to be made to ensure a reliable water supply through investments and community water-use efficiency efforts. Staff is working closely with MWD, regional and member agencies to ensure a consistent and impactful regional message.
- Staff is recognizing Smart Irrigation Month in July by implementing smart irrigation messages throughout Agency outreach channels as well as offering a hose nozzle giveaway.
- An update on the RP-5 Expansion Project's first large concrete pour was shared on the Agency's social media channels.
- Staff introduced a new employee recognition series on LinkedIn called *New Splash* which highlights the Agency's newest hires. The first feature received over 400 impressions and had an 8% engagement rate.
- Staff recognized National Garden Week, World Environment Day, World Oceans Day, the first day of summer, and National Hydration day through posts on the Agency's social media channels.
- The Agency continues to publish content on LinkedIn and has gained 35 followers since May 2021, with 357 page views in the last 30 days.
- June: 22 posts were published to the IEUA Facebook page, 22 tweets were sent on the @IEUAWater Twitter handle, 22 posts were published to IEUA's Instagram grid, and 6 posts were published to the IEUA LinkedIn page.
 - The top three Facebook posts, based on reach and engagement, in the month of June were:
 - 6/16 Solar Cup 2021 News Release
 - 6/17 RP-5 Expansion Project Update
 - 6/23 Water Word Wednesday
 - The top three Twitter tweets, based on reach and engagement, in the month of June were:
 - 6/10 CHHS Solar Cup Congratulations/Award Rankings
 - 6/8 World Oceans Day
 - 6/11 Water Saving Tip: WUE Programs and Rebates

- The top three Instagram posts, based on reach and engagement, in the month of June were:
 - 6/10 CHHS Solar Cup Congratulations/Award Rankings
 - 6/14 No Wipes in the Pipes Reminder
 - 6/17 RP-5 Expansion Project Update
- The top three LinkedIn posts, based on impressions and reactions, in the month of June were:
 - 6/9 IEUA Wins Community Engagement and Outreach – Best Use of Social Media Awards (Reshare from CWEA)
 - 6/15 *New Splash* Employee Feature
 - 6/8 Intern (Laboratory) and Associate Engineer Hiring
- A “Water-Wise Tips” digital banner ad ran in *La Opinion* for the week of June 21.
- A “Water-Wise Tips” ad ran on June 21 in *La Opinion*.
- A “Water-Wise Tips” ad ran on June 19 in the *Champion*.
- A “Water-Wise Tips” ad ran on June 13 in the *Daily Bulletin*.

For the month of June, there were 16,262 searches for a park in IEUA’s service area on Yelp, where Chino Creek Wetlands and Educational Park was viewed 1,014 times on a mobile device.

Education and Outreach Updates

- Solar Cup 2021 challenges are complete and MWD hosted a virtual recognition ceremony on June 10. Chino Hills High School took home multiple awards:
 - Teamwork Award
 - Blender Challenge – Greater Time Commitment – 1st place
 - Robotics Challenge – Greater Time Commitment – 1st place
 - Electronics Challenge – 1st place
 - Green Career Challenge – 1st place
 - Solar Vehicle Challenge – 2nd place
 - Public Service Announcement – 2nd place
 - Onshape Challenge – 3rd place
 - Spirit of Solar Cup Award Bart Bezyack Award – Samantha Olivar of Chino Hills High School

Award rankings were shared to the Agency’s social media channels and a press release was also distributed through the Agency’s network.

- Staff launched the third video in the *Owlie’s Virtual Adventures* YouTube how-to series for the Hamburger Water Model At-Home Activity. This video will educate students on water consumption through the process of agriculture and the impact of water on food intake.
- Staff is preparing a “Super Road Show” for early fall to meet with District administrators and principals to outline the Agency’s free education program opportunities.

Agency-Wide Membership Updates

- Richard Lao, Senior Environmental Resources Planner, attended the Southern California Alliance of Publicly Owned Treatment Works (SCAP) Air Quality Committee Meeting on May 11.
- Randy Lee, Executive Manager of Operations/Assistant General Manager attended the National Water Research Institute (NWRI) Board of Directors Meeting on May 11.
- Richard Lao, Senior Environmental Resources Planner, attended the California Association of Sanitation Agencies (CASA) Water Regulatory Working Group Committee Meeting on May 20.
- Jeff Ziegenbein, Manager of Regional Compost Operations attended the California Association of Sanitation Agencies (CASA) Biosolids Workgroup Meeting on May 20.
- Randy Lee, Executive Manager of Operations/Assistant General Manager attended the Southern California Alliance of Publicly Owned Treatment Works (SCAP) Toxicity Workshop on May 25.
- Richard Lao, Senior Environmental Resources Planner, attended the California Association of Sanitation Agencies (CASA) Air Quality, Climate Change, and Energy Workgroup Meeting on May 27.

**INFORMATION
ITEM**

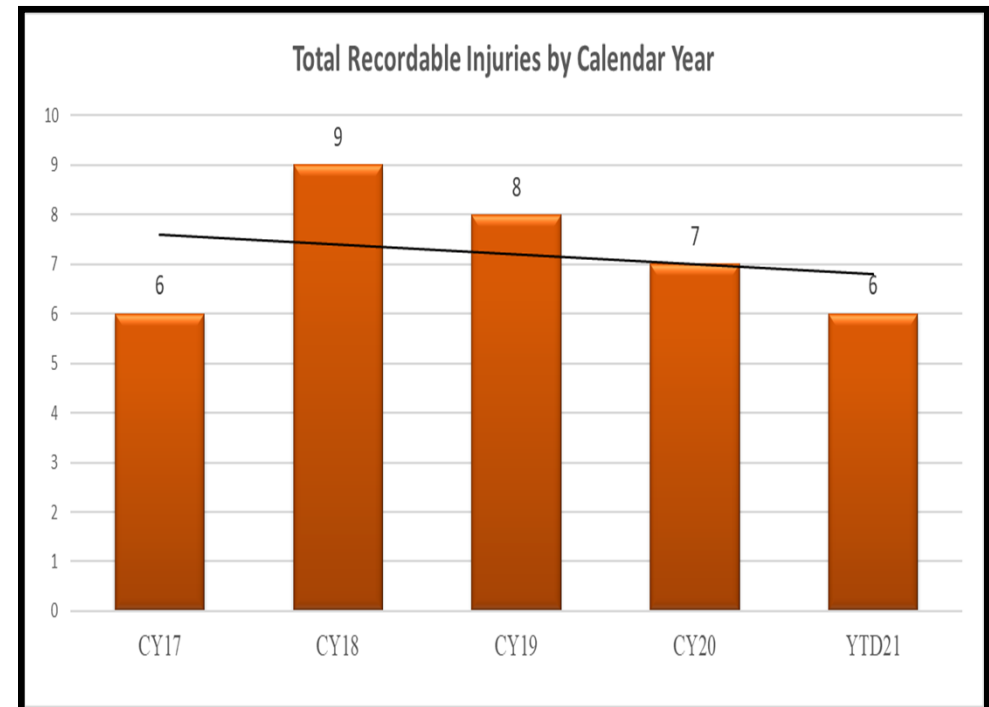
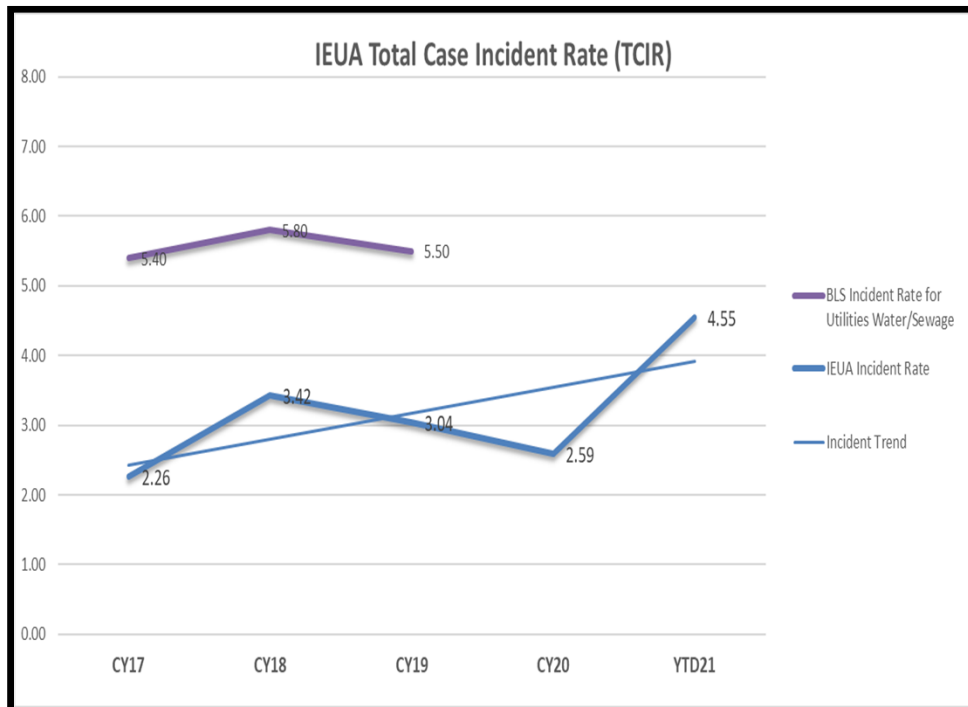
3J



Operations Division Quarterly Update

Scott Lening
Deputy Manager of Operations
July 21, 2021

IEUA Incident Rates vs. Industry & Total Recordable Injuries



* Estimated incident rate based on past June hours worked

Compliance, Inspections, and Tours

- RP-1 Bioassay
- AQMD Inspections
- RP-1 Flare Project
- Plant Tours



RP-1 Tour Samples

RP-1 Capital Projects

- Mechanical Restoration
- SCADA Migration



RP-1 Placing Clarifier Online

RP-4 Capital Projects


- Aeration Basin Rehabilitation
- Process Improvements



RP-4 Secondary Weir Covers

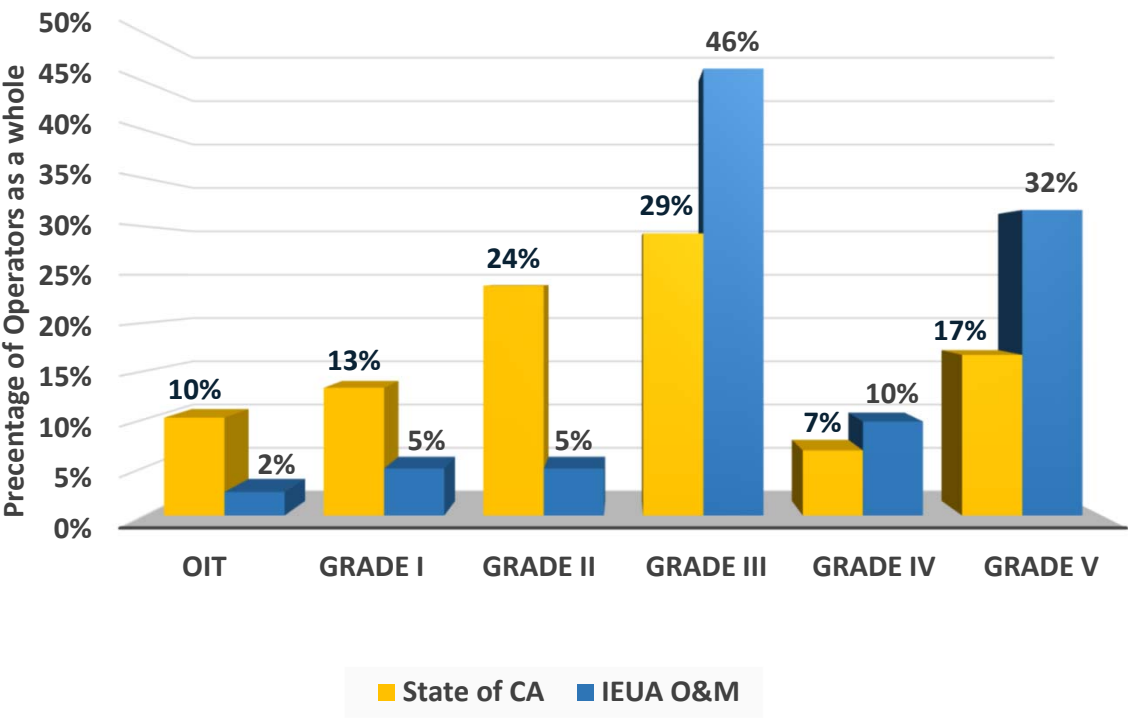
Operations and Maintenance Projects

- RP-4 Power Pole Replacement
- PME Switch Installation

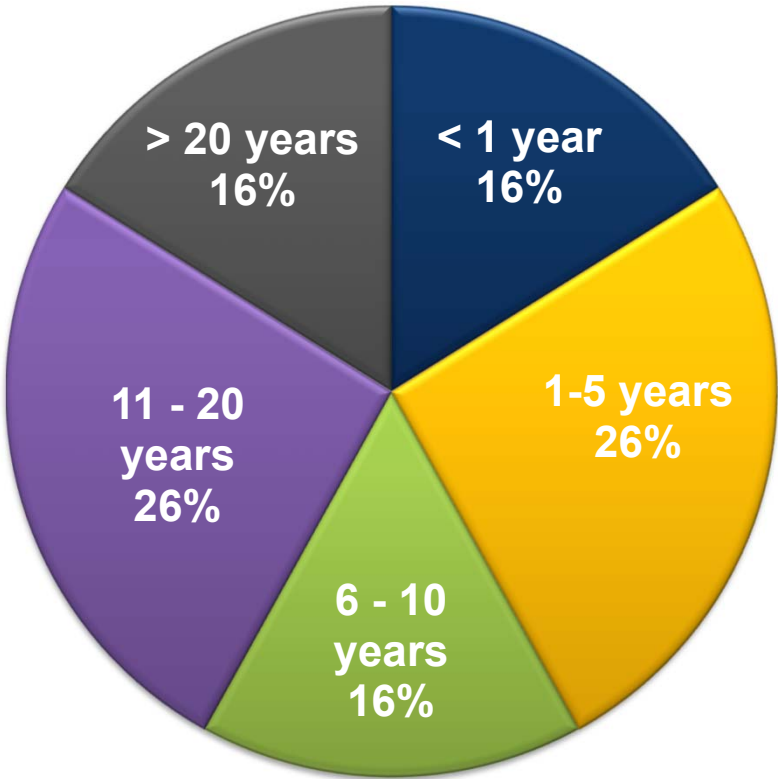


Certification Summary

State of CA versus IEUA Operator Certifications




Years of Service



INFORMATION
ITEM

3K



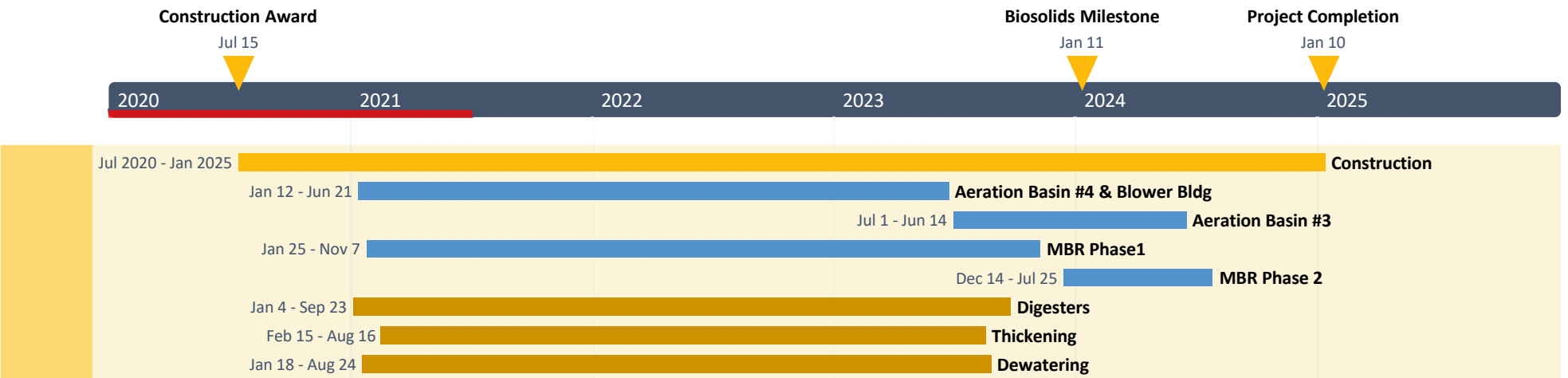
RP-5 Expansion Project Update:

July 2021
Project Nos. EN19001 and EN19006

Brian Wilson, P.E.
Senior Engineer
July 2021

RP-5: Project Status

Day 320 of 1640 = 21.3%



Role	Firm	Contract	This Month's Payment	Total Paid	% Complete
Contractor	WM Lyles	\$ 330,262,017	\$5,498,127	\$53,417,083	16.2%
Designer	Parsons	\$ 33,670,711	\$374,008	\$26,906,730	79.9%
Construction Management	Arcadis	\$ 21,125,523	\$330,526	\$4,092,981	19.4%

Data date: 6/30/2021

RP-5: Major Activity Areas

Construction Staff

- WML Craft: 128
- WML Project: 28
- IEUA & CM: 15
- Total: 171



RP-5: Major Activities



Influent Pump Station

RP-5: Major Activities



Power Center 9

Fine Screens

Primary Clarifiers

RP-5: Major Activities



MBR Phase 1

RP-5: Major Activities



Solids June

RP-5: Major Activities



Acid Phase Digester


RP-5: Major Activities



**Approx. 15,000 lb
#9 Bar @ 3.4 lb/ft**



Acid Phase Digester

RP-5: Major Activities



Acid Phase Digester

RP-5: Major Activities



Acid Phase Digester

RP-5: Major Activities



Acid Phase Digester & Dewatering Building

RP-5: Major Activities





Questions?

**INFORMATION
ITEM**

3L



4th Quarter Strategic Planning & Resources Update

Pietro Cambiaso, P.E.

Deputy Manager of Strategic Planning and Resources

July 2021

Topics

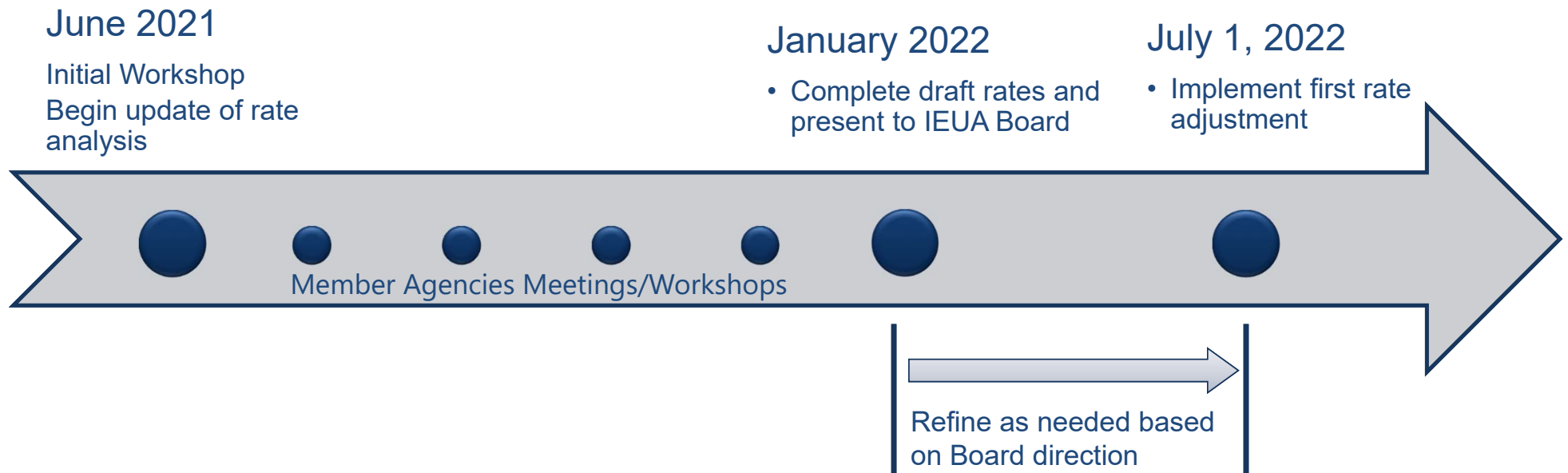
- Regulatory Compliance
- Recycled Water Rate Study
- Return to Sewer Study
- Dry Year Yield [DYY] Program
- Upper Santa Ana River Multiple Species Habitat Conservation Plan
- Direct Potable Reuse [DPR]

Regulatory Compliance

- Air Quality Management District
 - RP-2 Digester gas release
 - RP-1 Inspection
- Regional Water Quality Control Board
 - Chronic Toxicity – Reproduction (RP-1)
- Pretreatment & Source Control
 - Regional Sewerage System
 - Issued 4 Permits and 5 Notices of Violation (2 NOVs resolved)
 - Non-Reclaimable Wastewater System/Brine Line
 - Issued 2 Permits and 2 Notices of Violation (1 NOV resolved)
- Division of Drinking Water
 - Chino Desalter Authority (CDA 1) 100% compliance
 - Groundwater Recharge
 - PFOA Notification Level (NL) exceedance
 - 1,2,3-Trichloropropane (1,2,3-TCP) Maximum Contaminant Level (MCL) exceedance



Recycled Water Rate Study



Return to Sewer Study

Return to Sewer Flows from water consumption demand

- Update the Equivalent Dwelling Unit (EDU) Equation
 - Fair and equitable distribution of costs to rate payers
 - Technically defensible
- Expanded Return to Sewer Study (June 2021 – Feb. 2022)
 - City of Chino, City of Ontario, and Cucamonga Valley Water District service areas
 - Technical Committee unanimous approval (Apr 2021)

Dry Year Yield (DYY) Program

Program provides up to 100,000 acre-feet (AF) of storage in a Metropolitan (MWD) storage account in the Chino Basin

- MWD stored 63,400 AF (June 2017- Jan 2020)
- 40,200 AF of voluntary withdrawals
- 23,200 AF remains in account
 - Partners will withdraw remainder of water from account in FY21/22 and FY22/23



Upper Santa Ana River Multiple Species Habitat Conservation Plan


- SAR HCP Planning Document and Environmental Impact Report in 60-day public review
 - Posted to <http://www.uppersarhcp.com>
 - Comments due July 16th
- On-going GM discussions for Joint Powers Authority (JPA) structure



Direct Potable Reuse (DPR)

Introduction of recycled water into a drinking water system, or into a raw water supply immediately upstream a drinking water treatment plant

- Division of Drinking Water DPR Criteria adoption by 2023
- Expert panel assisting in development of DPR regulations
- IEUA participation in the development of the regulations
 - Webinars and regulatory review
 - Coordination with WaterReuse and CASA comment letters



**INFORMATION
ITEM**

3M

Date: July 21, 2021

To: The Honorable Board of Directors

From: Shivaji Deshmukh, General Manager

Committee:

Executive Contact: Christina Valencia, Executive Manager of Finance & Administration/AGM

Subject: Treasurer's Report of Financial Affairs

Executive Summary:

The Treasurer's Report of Financial Affairs for the month ended May 31, 2021 is submitted in a format consistent with the State requirements.

For the month of May 2021, total cash, investments, and restricted deposits of \$562,718,608 reflects a decrease of \$2,205,054 compared to the total of \$564,923,662 reported for April 2021. The decrease can be attributed to a combination of the RP-5 Expansion Project and 2020A bond debt service payments. As a result, the average days cash on hand for the month ended May 2021 decreased from 321 days to 267 days.

The unrestricted Agency investment portfolio yield in May 2021 was 0.982 percent, an increase of 0.002 percent compared to the April 2021 yield of 0.98 percent. The change in yield is attributed to slight increase in yields in managed portfolio such as the U.S. government sponsored entities investments.

Staff's Recommendation:

The Treasurer's Report of Financial Affairs for the month ended May 31, 2021 is an information item for the Board of Director's review.

Budget Impact *Budgeted (Y/N):* N *Amendment (Y/N):* N *Amount for Requested Approval:*

Account/Project Name:

Fiscal Impact (explain if not budgeted):

Interest earned on the Agency's investment portfolio increases the Agency's overall reserves.

Prior Board Action:

On June 16, 2021 the Board of Directors approved the Treasurer's Report of Financial Affairs for the month ended April 30, 2021.

Environmental Determination:

Not Applicable

Business Goal:

The Treasurer's Report of Financial Affairs is consistent with the Agency's Business Goal of Fiscal Responsibility in providing financial reporting that accounts for cash and investment activities to fund operating requirements and to optimize investment earnings.

Attachments:

Attachment 1 - Background

Attachment 2 - PowerPoint

Attachment 3 - Treasurer's Report of Financial Affairs

Background

Subject: Treasurer's Report of Financial Affairs

The Treasurer's Report of Financial Affairs for the month ended May 31, 2021 is submitted in a format consistent with State requirements. The monthly report denotes investment transactions that have been executed in accordance with the Agency's Investment Policy (Resolution No. 2020-4-3).

Agency total cash, investments, and restricted deposits for the month of May 2021 was \$562.7 million, a decrease of \$2.2 million compared to the \$564.9 million reported for the month ended April 2021. The decrease can be attributed to a combination of the RP-5 Expansion Project and 2020A Revenue Bond debt service payments.

PFM will continue to focus on investment discipline and maintaining a neutral duration strategy to ensure current investments align with the Agency's Investment Policy's goals of preservation of capital in the overall portfolio, provide sufficient liquidity to meet to operating requirements, and attain a market rate of return throughout budgetary and economic cycles.

One of the securities held in the Agency's portfolio, Walt Disney Company Corporate Notes, maturing on March 4, 2022, was downgraded by Standard & Poor's to BBB+ as a result of the negative operating environment due to COVID restrictions. The security remains in compliance with the Agency's Investment Policy and the California Government Code, as it is still rated "A2" by Moody's and "A-" by Fitch. PFM and the Agency will continue to evaluate options to best achieve the Agency's investments objectives.

Table 1 represents the unrestricted Agency investment portfolio by authorized investment and duration with a total portfolio amount of \$181.0 million. The Agency portfolio excludes cash and restricted deposits in the amount of \$381.7 million held by member agencies and with fiscal agents, including \$226.6 million in capitalized interest and debt proceeds for the RP-5 Expansion Project.

Table 1: Agency Portfolio

Authorized Investments	Allowable Threshold (\$ million or %)	Investment Value as of May 31, 2021 (\$ million)				Average Yield %	Portfolio% (Unrestricted)
		Under 1 Year	1-3 Years	Over 3 Years	Total		
LAIF*- Unrestricted	\$75	\$52.2	\$0.0	\$0.0	\$52.2	0.320%	28.87%
CAMP** – Unrestricted	n/a	2.6			2.6	0.050%	1.41%
Citizens Business Bank – Sweep	40%	29.0			29.0	0.150%	16.00%
Sub-Total Agency Managed		\$83.8	\$0.0	\$0.0	\$83.8	0.253%	46.28%
Brokered Certificates of Deposit	30%	\$1.8	\$2.2	\$0.0	\$4.0	1.703%	2.19%
Medium Term Notes	30%	4.7	7.1	7.3	19.2	2.119%	10.62%
Municipal Bonds	10%		0.2	1.9	2.1	0.986%	1.18%

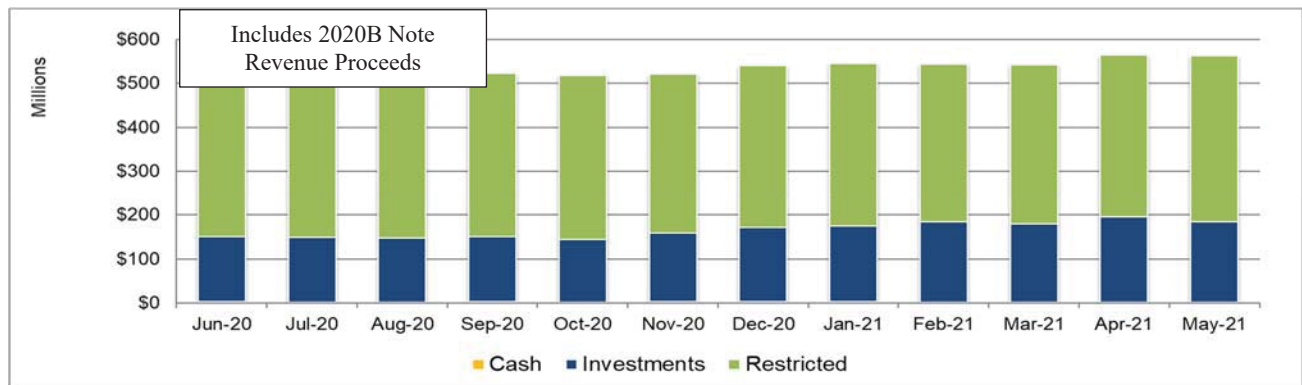
Authorized Investments	Allowable Threshold (\$ million or %)	Investment Value as of May 31, 2021 (\$ million)				Average Yield %	Portfolio% (Unrestricted)
		Under 1 Year	1-3 Years	Over 3 Years	Total		
US Treasury Notes	n/a	4.4	20.0	14.2	38.6	1.898%	21.32%
US Gov't Securities	n/a	1.7	15.9	15.7	33.3	1.010%	18.42%
Sub-Total PFM Managed		\$12.6	\$45.5	\$39.2	\$97.2	1.61%	53.72%
Total		\$96.3	\$45.5	\$39.2	\$181.0	0.982%	100.0%

*LAIF – Local Agency Investment Fund

**CAMP – California Asset Management Program

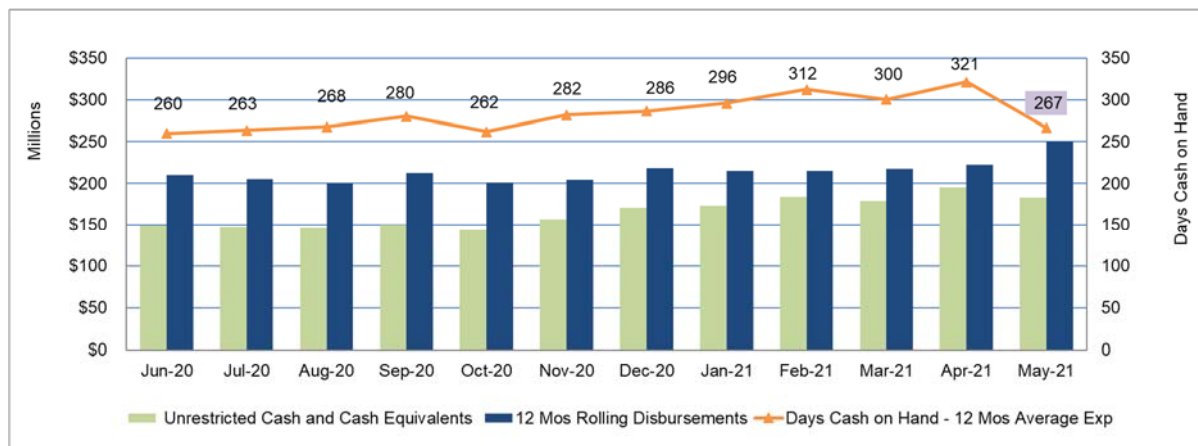
+/- due to rounding

Figure 1: Cash, Investments, and Restricted Deposits



Average days cash on hand is calculated by using the monthly ending balance of unrestricted cash and cash equivalents divided by disbursements associated with operating expenses, debt service costs, and capital expenditures. The average days cash on hand for the month ended May 2021 decreased from 321 days to 267 days as shown in Figure 2.

Figure 2: Days Cash on Hand – 12 Month Rolling Average



Monthly cash and investment summaries are available on the Agency's website at:

<https://www.ieua.org/read-our-reports/cash-and-investment/>



Treasurer's Report of Financial Affairs for Month Ended May 31, 2021

Javier Chagoyen-Lazaro

Manager of Finance and Accounting

July 2021

Agency Liquidity

- Decrease in overall yield is attributed to lower yields in managed and pooled investment accounts

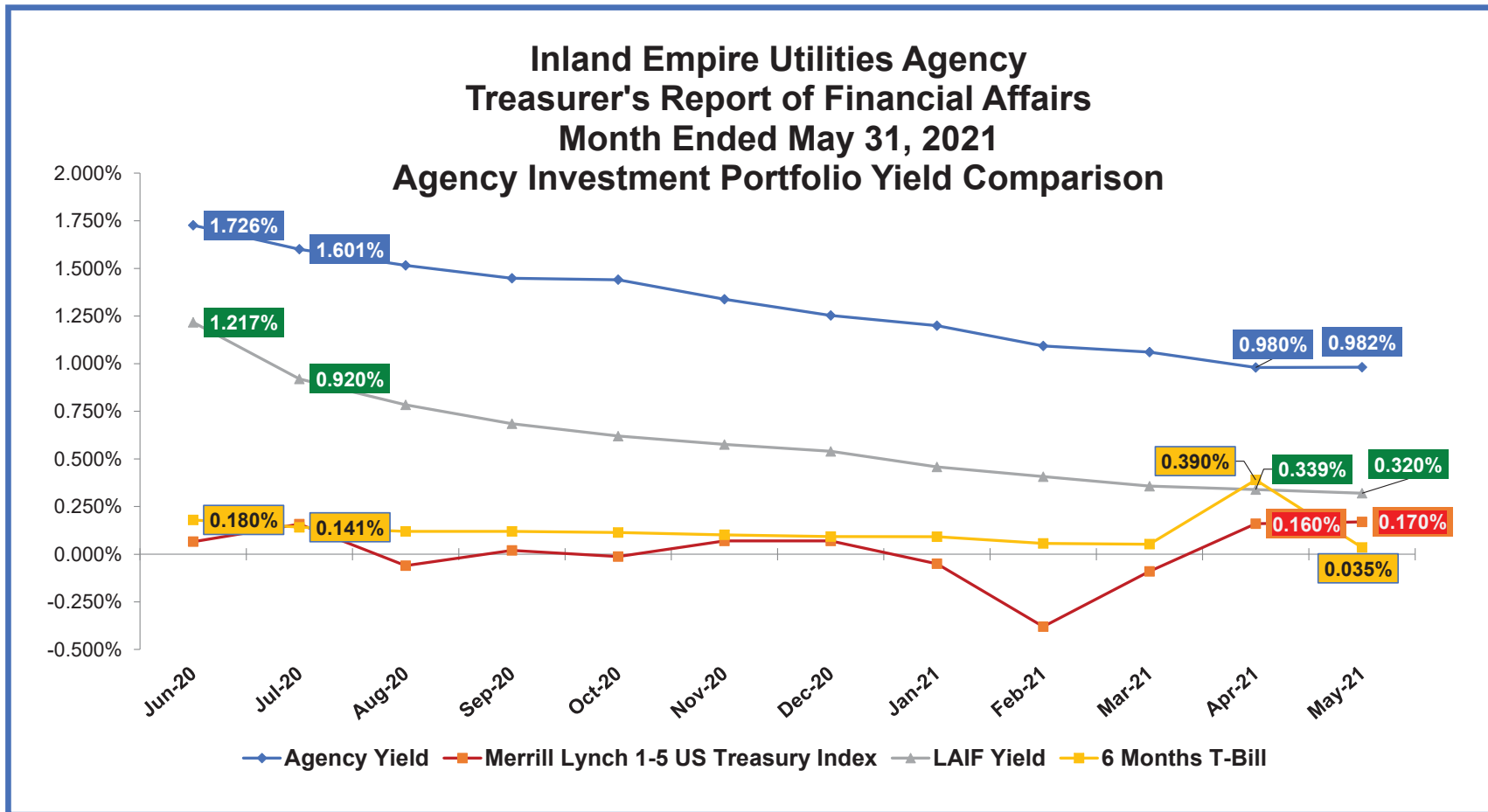
Description	May \$ Millions	April \$ Millions	Increase / (Decrease) \$ Millions
Investment Portfolio	\$181.0	\$193.7	(\$12.7)
Cash and Restricted Deposits	\$381.7	\$371.2	\$10.5
Total Investments, Cash, and Restricted Deposits	\$562.7	\$564.9	(\$2.2)
Investment Portfolio Yield	0.982%	0.980%	0.002%
Weighted Average Duration (Years)	1.28	1.31	(0.03)
Average Cash on Hand (Days)	267	321	(54)

Monthly cash and investment summaries available at: <https://www.ieua.org/read-our-reports/cash-and-investment/>

Agency Investment Position

Authorized Investments	Allowable Threshold (\$ million or %)	Under 1 Year	1 – 3 Years	Over 3 Years	Total	Average Yield %	Portfolio % (Unrestricted)
Local Agency Investment Fund	\$75	\$52.2	\$0.0	\$0.0	\$52.2	0.320%	28.87%
California Asset Management Program	n/a	2.6			2.6	0.050%	1.41%
Citizens Business Bank – Sweep	40%	29.0			29.0	0.150%	16.00%
Sub-Total Agency Managed		\$83.8	\$0.0	\$0.0	\$83.8	0.253%	46.28%
Brokered Certificates of Deposit (CD)	30%	\$1.8	\$2.2	\$0.0	\$4.0	1.703%	2.19%
Medium Term Notes	30%	4.7	7.1	7.3	19.2	2.119%	10.62%
Municipal Bonds	10%		0.2	1.9	2.1	0.986%	1.18%
US Treasury Notes	n/a	4.4	20.0	14.2	38.6	1.898%	21.32%
US Government Securities	n/a	1.7	15.9	15.7	33.3	1.010%	18.42%
Sub-Total PFM Managed		\$12.6	\$45.5	\$39.2	\$97.2	1.61%	53.72%
Total		\$96.3	\$45.5	\$39.2	\$181.0	0.982%	100.0%

Portfolio Yield Comparison





909-993-1675



jchagoyen@ieua.org



www.ieua.org



6075 Kimball Ave.
Chino, CA 91708



@IEUAWater

TREASURER'S REPORT OF FINANCIAL AFFAIRS

For the Month Ended May 31, 2021



All investment transactions have been executed in accordance with the criteria stated in the Agency's Investment Policy (Resolution No. 2020-4-3) adopted by the Inland Empire Utilities Agency's Board of Directors during its regular meeting held on April 15, 2020.

The funds anticipated to be available during the next six-month period are expected to be sufficient to meet all foreseen expenditures during the period.

* A Municipal Water District

INLAND EMPIRE UTILITIES AGENCY
Cash and Investment Summary

Month Ended
May 31, 2021

	May	April	Variance
<u>Cash, Bank Deposits, and Bank Investment Accounts</u>	\$2,010,179	\$1,791,219	\$218,960
<u>Investments</u>			
Agency Managed			
Citizens Business Bank (CBB) Repurchase (Sweep)	\$28,959,478	\$27,223,739	\$1,735,739
Local Agency Investment Fund (LAIF)	52,240,954	67,240,954	(15,000,000)
California Asset Management Program (CAMP)	2,558,437	2,558,320	117
Total Agency Managed Investments	83,758,869	97,023,013	(\$13,264,144)
PFM Managed			
Certificates of Deposit	\$3,955,000	\$3,955,000	\$0
Municipal Bonds	2,141,415	2,141,445	(30)
Medium Term Notes	19,213,321	18,437,849	775,472
U.S. Treasury Notes	38,576,349	38,854,653	(278,304)
U.S. Government Sponsored Entities	33,336,436	33,337,020	(584)
Total PFM Managed Investments	97,222,521	96,725,967	\$496,554
Total Investments	\$180,981,390	\$193,748,980	(\$12,767,590)
Total Cash and Investments Available to the Agency	\$182,991,569	\$195,540,199	(\$12,548,630)
<u>Restricted Deposits</u>			
CAMP Water Connection Reserve	\$23,498,745	\$23,497,669	\$1,076
LAIF Self Insurance Reserve	6,427,576	6,427,576	-
Bond and Note Accounts	40,773,524	34,688,565	6,084,959
2020B Construction Accounts	197,262,807	197,262,326	481
Capital Capacity Reimbursement Account (CCRA) Deposits Held by Member Agencies**	87,163,927	84,164,885	2,999,042
California Employers' Retirement Benefit Trust Account - CERBT (Other Post Employment Benefits - OPEB)	22,559,716	22,318,014	241,702
Escrow Deposits	2,040,744	1,024,428	1,016,316
Total Restricted Deposits	\$379,727,039	\$369,383,463	\$10,343,576
<u>Total Cash, Investments, and Restricted Deposits</u>	\$562,718,608	\$564,923,662	(\$2,205,054)

*****Total reported partial as of April 2021 (excludes Chino)***

INLAND EMPIRE UTILITIES AGENCY
Cash and Investment Summary

Month Ended
May 31, 2021

Cash, Bank Deposits, and Bank Investment Accounts

CBB Demand Account (Negative balance offset by CBB Sweep Balance)	\$1,161,219
CBB Payroll Account	-
CBB Workers' Compensation Account	73,604
Subtotal Demand Deposits	<u>\$1,234,823</u>

Other Cash and Bank Accounts

Petty Cash	\$2,250
Subtotal Other Cash	<u>\$2,250</u>

US Bank Pre-Investment Money Market Account

\$773,106

Total Cash and Bank Accounts

\$2,010,179

Unrestricted Investments

CBB Repurchase (Sweep) Investments

Fannie Mae	\$28,959,478
Subtotal CBB Repurchase (Sweep)	<u>\$28,959,478</u>

Local Agency Investment Fund (LAIF)

LAIF Fund	\$52,240,954
Subtotal Local Agency Investment Fund	<u>\$52,240,954</u>

California Asset Management Program (CAMP)

Short Term	\$2,558,437
Subtotal CAMP	<u>\$2,558,437</u>

Subtotal Agency Managed Investment Accounts

\$83,758,869

Brokered Certificates of Deposit

Brokered Certificates of Deposit	\$3,955,000
Subtotal Brokered Certificates of Deposit	<u>\$3,955,000</u>

INLAND EMPIRE UTILITIES AGENCY
Cash and Investment Summary
Month Ended
May 31, 2021

Unrestricted Investments Continued

Municipal Bonds

Subtotal State and Local Municipal Bonds	\$2,141,415
Subtotal State and Municipal Bonds	<u>\$2,141,415</u>

Medium Term Notes

American Honda Finance	\$798,855
Bank of NY Mellon	1,394,776
American Express	797,180
Walt Disney Company	811,821
Paccar Financial Corp	929,843
Visa Inc	816,348
Bank of America	813,936
Amazon Inc	1,490,165
Burlington North Santa Fe Corp	796,653
Bank of NY Mellon	1,380,637
Apple Inc. Corp.	564,005
UnitedHealth Group Inc	739,993
Pfizer Inc	1,269,118
Walmart Inc	1,461,376
JP Morgan Chase	1,125,000
Johnson & Johnson	1,469,256
Toyota Motor	317,415
Toyota Motor	428,259
Novartis Capital	1,464,214
Bristol Myers	<u>344,471</u>
Subtotal Medium Term Notes	<u>\$19,213,321</u>

INLAND EMPIRE UTILITIES AGENCY
Cash and Investment Summary

Month Ended
May 31, 2021

U.S. Treasury Notes

Treasury Note	\$38,576,349
Subtotal U.S. Treasury Notes	<u>\$38,576,349</u>

Unrestricted Investments Continued

U.S. Government Sponsored Entities

Fannie Mae Bank	\$19,413,067
Freddie Mac Bank	8,900,651
Federal Home Loan Bank	<u>5,022,718</u>
Subtotal U.S. Government Sponsored Entities	\$33,336,436

Subtotal PFM Managed Investment Accounts	<u>\$97,222,521</u>
---	----------------------------

<i>Total Investments</i>	<u>\$180,981,390</u>
---------------------------------	-----------------------------

Restricted Deposits

Investment Pool Accounts

CAMP - Water Connection Reserves	\$23,498,745
LAIF - Self Insurance Fund Reserves	<u>6,427,576</u>
Subtotal Investment Pool Accounts	\$29,926,321

Bond and Note Accounts

2017A Debt Service Accounts	\$1,375,052
2020A Debt Service Accounts	10,016,375
2020B Debt Service Accounts	32
2020B Capitalized Interest	<u>29,382,065</u>
Subtotal Bond and Note Accounts	\$40,773,524

INLAND EMPIRE UTILITIES AGENCY
Cash and Investment Summary

Month Ended
May 31, 2021

2020B Construction Project Accounts

LAIF Construction Project Accounts	\$186,747,454
CAMP Construction Project Accounts	10,515,353
Subtotal 2020B Construction Project Accounts	<hr/> \$197,262,807

Restricted Deposits Continued

CCRA Deposits Held by Member Agencies

City of Chino	\$13,675,533
Cucamonga Valley Water District	8,529,002
City of Fontana	17,801,381
City of Montclair	3,179,087
City of Ontario	33,330,765
City of Chino Hills	4,675,435
City of Upland	5,972,724
Subtotal CCRA Deposits Held by Member Agencies**	<hr/> \$87,163,927

***Total reported partial as of April 2021 (excludes Chino)*

CalPERS

CERBT Account (OPEB)	\$22,559,716
Subtotal CalPERS Accounts	<hr/> \$22,559,716

INLAND EMPIRE UTILITIES AGENCY
Cash and Investment Summary

Month Ended
May 31, 2021

Escrow Deposits

Stanek Construction	\$92,741
Genesis Construction	94,840
W.M. Lyles Construction	1,853,163
Subtotal Escrow Deposits	<u>\$2,040,744</u>

Total Restricted Deposits

\$379,727,039

Total Cash, Investments, and Restricted Deposits as of May 31, 2021

\$562,718,608

Total Cash, Investments, and Restricted Deposits as of 05/31/2021

\$562,718,608

Less: Total Cash, Investments, and Restricted Deposits as of 4/30/2021

564,923,662

Total Monthly Increase (Decrease)

(\$2,205,054)

INLAND EMPIRE UTILITIES AGENCY

Cash and Investment Summary

Month Ended
May 31, 2021

	Par	Cost Basis	Term	May	%	%	Maturity	Market
	Amount	Amount	(Days)	Value	Coupon	Yield to Maturity	Date	Value
Cash, Bank Deposits, and Bank Investment Accounts								
Citizens Business Bank (CBB)								
Demand Account	\$1,161,219	\$1,161,219	N/A	\$1,161,219		N/A	N/A	\$1,161,219
Payroll Checking	0	0	N/A	0		N/A	N/A	0
Workers' Compensation Account	73,604	73,604	N/A	73,604		N/A	N/A	73,604
Subtotal CBB Accounts	\$1,234,823	\$1,234,823		\$1,234,823				\$1,234,823
US Bank (USB)								
Custodial Money Market (<i>Investment Mgmt.</i>)	\$542,692	\$542,692	N/A	\$542,692		0.01%	N/A	\$542,692
Custodial Money Market (<i>Debt Service</i>)	230,414	230,414	N/A	230,414		0.01%	N/A	230,414
Subtotal USB Account	\$773,106	\$773,106		\$773,106		0.01%		\$773,106
Petty Cash	\$2,250	\$2,250	N/A	\$2,250		N/A	N/A	\$2,250
Total Cash, Bank Deposits and Bank Investment Accounts	\$2,010,179	\$2,010,179		\$2,010,179				\$2,010,179
Investments								
CBB Daily Repurchase (Sweep) Accounts								
Fannie Mae	\$28,959,478	\$28,959,478	N/A	\$28,959,478		0.15%	N/A	\$28,959,478
Subtotal CBB Repurchase Accounts	\$28,959,478	\$28,959,478		\$28,959,478		0.15%		\$28,959,478
LAIF Accounts								
Non-Restricted Funds	\$52,240,954	\$52,240,954	N/A	\$52,240,954		0.320%	N/A	\$52,240,954
Subtotal LAIF Accounts	\$52,240,954	\$52,240,954		\$52,240,954		0.320%		\$52,240,954
CAMP Accounts								
Non-Restricted Funds	\$2,558,437	\$2,558,437	N/A	\$2,558,437		0.05%	N/A	\$2,558,437
Subtotal CAMP Accounts	\$2,558,437	\$2,558,437		\$2,558,437		0.05%		\$2,558,437
Subtotal Agency Managed Investment Accounts	\$83,758,869	\$83,758,869		\$83,758,869		0.25%		\$83,758,869

INLAND EMPIRE UTILITIES AGENCY

Cash and Investment Summary

Month Ended
May 31, 2021

	Par	Cost Basis	Term	May	%	%	Maturity	Market
	Amount	Amount	(Days)	Value	Coupon	Yield to Maturity	Date	Value
Investments (continued)								
Brokered Certificates of Deposit (CDs)								
Royal Bank of Canada NY	\$815,000	\$815,000	1095	\$815,000	3.24%	3.24%	06/07/21	\$815,580
Societe Generale NY	935,000	935,000	731	935,000	1.80%	1.80%	02/14/22	944,771
Sumitomo Mitsui Bank	745,000	745,000	870	745,000	0.70%	0.70%	07/08/22	748,723
DNB Bank ASA NY	715,000	715,000	1092	715,000	2.04%	2.03%	12/02/22	734,795
Credit Suisse NY	745,000	745,000	942	745,000	0.52%	0.59%	03/17/23	745,842
Subtotal Brokered CDs	\$3,955,000	\$3,955,000		\$3,955,000		1.70%		\$3,989,711
US Treasury Note								
US Treasury Note	\$2,780,000	\$2,698,012	1302	\$2,760,920	1.875%	2.75%	03/31/22	\$2,821,700
US Treasury Note	1,605,000	1,558,480	1474	1,594,490	1.875%	2.64%	04/30/22	1,631,332
US Treasury Note	1,300,000	1,252,570	1456	1,287,165	1.750%	2.72%	06/30/22	1,323,359
US Treasury Note	2,065,000	1,980,706	1577	2,039,022	1.750%	2.76%	09/30/22	2,110,172
US Treasury Note	894,000	864,177	1641	884,604	2.000%	2.80%	10/31/22	917,887
US Treasury Note	1,040,000	990,356	1580	1,020,865	1.750%	2.93%	01/31/23	1,068,275
US Treasury Note	310,000	293,289	1699	303,735	1.500%	2.74%	02/28/23	317,411
US Treasury Note	1,235,000	1,189,508	1508	1,214,848	1.500%	2.44%	03/31/23	1,265,875
US Treasury Note	2,000,000	1,899,453	1618	1,952,834	1.38%	2.58%	06/30/23	2,050,625
US Treasury Note	1,260,000	1,196,951	1630	1,229,442	1.25%	2.44%	07/31/23	1,289,531
US Treasury Note	650,000	667,088	1611	659,027	2.88%	2.25%	09/30/23	690,625
US Treasury Note	3,450,000	3,484,904	1713	3,468,277	2.75%	2.52%	11/15/23	3,665,086
US Treasury Note	2,525,000	2,479,826	1786	2,501,933	2.13%	2.52%	11/30/23	2,645,727
US Treasury Note	990,000	988,608	1801	988,764	0.13%	0.17%	12/15/23	987,834
US Treasury Note	120,000	120,356	1795	120,187	2.63%	2.56%	12/31/23	127,406
US Treasury Note	2,345,000	2,355,534	1792	2,351,255	2.00%	1.90%	04/30/24	2,461,517
US Treasury Note	575,000	580,930	1824	578,657	2.00%	1.78%	06/30/24	604,559
US Treasury Note	1,000,000	1,016,172	1818	1,010,283	2.13%	1.78%	07/31/24	1,055,938
US Treasury Note	1,310,000	1,349,146	1824	1,336,119	2.13%	1.50%	09/30/24	1,385,530
US Treasury Note	595,000	614,454	1822	608,325	2.25%	1.57%	10/31/24	632,094
US Treasury Note	510,000	521,814	1789	518,439	2.13%	1.63%	11/30/24	540,042
US Treasury Note	340,000	335,232	1475	335,281	0.25%	0.60%	05/31/25	335,856
US Treasury Note	435,000	427,965	1658	428,029	0.38%	0.74%	11/30/25	429,019
US Treasury Note	815,000	810,034	1814	810,417	0.38%	0.50%	12/31/25	802,648
US Treasury Note	525,000	514,131	1800	514,705	0.38%	0.80%	01/31/26	516,387
US Treasury Note	1,780,000	1,751,145	1701	1,751,569	0.38%	0.73%	12/31/25	1,753,022
US Treasury Note	2,940,000	3,257,428	1822	3,237,044	2.63%	0.43%	01/31/26	3,197,250
US Treasury Note	3,110,000	3,068,088	1821	3,070,113	0.50%	0.78%	02/28/26	3,074,040
Subtotal US Treasuries	\$38,504,000	\$38,266,357		\$38,576,349		1.90%		\$39,700,747

INLAND EMPIRE UTILITIES AGENCY

Cash and Investment Summary

Month Ended
May 31, 2021

	Par	Cost Basis	Term	May	%	%	Maturity	Market
	Amount	Amount	(Days)	Value	Coupon	Yield to Maturity	Date	Value
<u>Investments (continued)</u>								
<u>U.S. Government Sponsored Entities</u>								
Federal Home Loan Bank	\$1,725,000	\$1,724,552	1,001	\$1,724,769	0.25%	0.26%	06/03/22	\$1,727,979
Fannie Mae Bond	890,000	886,903	1,096	888,694	1.38%	1.49%	09/06/22	904,208
Federal Home Loan Bank	1,280,000	1,277,645	1,092	1,278,650	1.38%	1.44%	02/17/23	1,307,214
Fannie Mae Bond	1,360,000	1,355,906	365	1,357,308	0.25%	0.35%	05/22/23	1,362,931
Freddie Mac Bond	1,450,000	1,444,461	1,810	1,447,711	2.75%	2.83%	06/19/23	1,527,117
Freddie Mac Bond	1,330,000	1,326,116	1,095	1,327,322	0.25%	0.35%	06/26/23	1,332,728
Fannie Mae Bond	1,875,000	1,870,969	1,095	1,872,169	0.25%	0.32%	07/10/23	1,878,450
Fannie Mae Bond	645,000	645,000	1,092	645,000	0.36%	0.36%	08/18/23	646,092
Freddie Mac Bond	885,000	884,097	1,098	884,331	0.25%	0.28%	08/24/23	886,526
Fannie Mae Bond	855,000	853,273	1,741	854,174	2.88%	2.92%	09/12/23	907,365
Fannie Mae Bond	1,820,000	1,803,274	1,772	1,812,137	2.88%	3.08%	09/12/23	1,931,468
Freddie Mac Bond	970,000	969,855	1,098	969,887	0.30%	0.31%	09/28/23	970,347
Freddie Mac Bond	805,000	804,203	1,165	804,333	0.25%	0.28%	12/04/23	805,553
Federal Home Loan Bank	870,000	895,642	1,772	883,313	3.38%	2.72%	12/08/23	938,639
Fannie Mae Bond	680,000	677,470	1,823	678,641	2.50%	2.58%	02/05/24	720,759
Federal Home Loan Bank	190,000	189,327	1,824	189,636	2.50%	2.58%	02/13/24	201,483
Fannie Mae Bond	2,055,000	2,130,234	1,769	2,110,968	1.63%	0.85%	01/07/25	2,139,436
Freddie Mac Bond	1,215,000	1,214,064	1,825	1,214,307	1.50%	1.52%	02/12/25	1,260,244
Federal Home Loan Bank	950,000	945,288	1,824	946,350	0.50%	0.60%	04/14/25	948,817
Fannie Mae Bond	495,000	496,629	1,792	496,291	0.63%	0.56%	04/22/25	496,760
Fannie Mae Bond	1,275,000	1,272,374	1,824	1,272,954	0.63%	0.67%	04/22/25	1,279,534
Fannie Mae Bond	1,425,000	1,432,296	1,782	1,430,818	0.63%	0.52%	04/22/25	1,430,067
Fannie Mae Bond	240,000	241,126	1,716	240,969	0.50%	0.40%	06/17/25	239,209
Fannie Mae Bond	995,000	996,473	1,693	996,285	0.50%	0.47%	06/17/25	991,722
Fannie Mae Bond	1,435,000	1,441,931	1,778	1,440,758	0.50%	0.40%	06/17/25	1,430,273
Fannie Mae Bond	1,480,000	1,476,936	1,824	1,477,519	0.50%	0.54%	06/17/25	1,475,125
Freddie Mac Bond	895,000	890,543	1,824	891,308	0.38%	0.48%	07/21/25	885,649
Fannie Mae Bond	950,000	945,554	1,824	946,232	0.38%	0.47%	08/25/25	939,064
Freddie Mac Bond	1,365,000	1,360,891	1,824	1,361,452	0.38%	0.44%	09/23/25	1,347,275
Fannie Mae Bond	895,000	891,796	1,821	892,150	0.50%	0.57%	11/07/25	887,156
Subtotal U.S. Gov't Sponsored Entities	\$33,300,000	\$33,344,827		\$33,336,436		1.01%		\$33,799,190

INLAND EMPIRE UTILITIES AGENCY

Cash and Investment Summary

Month Ended
May 31, 2021

	Par	Cost Basis	Term	May	%	%	Maturity	Market
	Amount	Amount	(Days)	Value	Coupon	Yield to Maturity	Date	Value
<u>Investments (continued)</u>								
<u>Municipal Bonds</u>								
CA State Earthquake Authority Taxable Rev	\$195,000	\$195,000	1060	\$195,000	1.48%	1.48%	07/01/23	\$199,446
Maryland State GO Bond	250,000	249,930	1457	249,944	0.51%	0.52%	08/01/24	249,945
CA State Dept of Wtr Res	100,000	100,000	1578	100,000	0.56%	0.56%	12/01/24	100,288
Univ. of CA Revenue Bond	90,000	90,326	1764	90,266	0.88%	0.81%	05/15/25	90,917
Univ. of CA Revenue Bond	205,000	205,000	1764	205,000	0.88%	0.88%	05/15/25	207,089
Florida State Board of Admin. Taxable Rev	200,000	201,414	1749	201,205	1.26%	1.11%	07/01/25	202,750
Florida State Board of Admin. Taxable Rev	520,000	520,000	1749	520,000	1.26%	1.26%	07/01/25	527,150
Los Angeles CCD CA Taxable GO Bonds	375,000	375,000	1725	375,000	0.77%	0.77%	08/01/25	373,043
NJ TPK Authority	205,000	205,000	1792	205,000	1.05%	1.05%	01/01/26	205,018
Subtotal State and Local Municipal Bonds	\$2,140,000	\$2,141,670		\$2,141,415		0.99%		\$2,155,646
<u>Medium Term Notes</u>								
American Honda Finance	\$800,000	\$767,016	1181	\$798,855	1.65%	3.00%	07/12/21	\$800,830
Bank of NY Mellon	1,400,000	1,371,048	1391	1,394,776	2.60%	3.18%	02/07/22	1,419,228
American Express	800,000	785,488	1415	797,180	2.70%	3.20%	03/03/22	813,521
Walt Disney Company	815,000	798,692	1416	811,821	2.45%	3.00%	03/04/22	828,917
Paccar Financial Corp	930,000	929,498	1096	929,843	2.65%	2.67%	05/10/22	951,822
Visa Inc	825,000	795,407	1611	816,348	2.15%	3.03%	09/15/22	844,449
Bank of America	90,000	86,542	1647	88,936	2.50%	3.43%	10/21/22	90,786
Amazon Inc	935,000	925,996	1409	930,968	2.40%	2.66%	02/22/23	967,241
Burlington North Santa Fe Corp	800,000	790,800	1792	796,653	3.00%	3.26%	03/15/23	833,367
Bank of NY Mellon	1,375,000	1,387,595	1555	1,380,637	3.50%	3.27%	04/28/23	1,460,935
Apple Inc. Corp.	565,000	563,463	1095	564,005	0.75%	0.84%	05/11/23	571,236
UnitedHealth Group Inc	720,000	755,741	1330	739,993	3.50%	2.08%	06/15/23	767,010
Pfizer Inc	1,260,000	1,276,392	1807	1,269,118	2.95%	2.67%	03/15/24	1,346,535
Amazon Com. Inc.	560,000	559,182	1098	559,197	0.45%	0.50%	05/12/24	560,974
Walmart Inc	1,425,000	1,495,196	1768	1,461,376	2.85%	1.78%	07/08/24	1,529,894
JP Morgan Chase	570,000	570,000	1461	570,000	0.81%	0.65%	09/16/24	571,944
Bank of America	725,000	725,000	1464	725,000	1.80%	0.81%	10/24/24	728,903
Johnson & Johnson	1,380,000	1,473,840	1392	1,469,256	1.80%	0.81%	01/15/25	1,476,414
Toyota Motor	315,000	318,078	1724	317,415	1.80%	1.58%	02/13/25	326,015
Toyota Motor	425,000	429,152	1724	428,259	1.80%	1.58%	02/13/25	439,862
Novartis Capital	1,425,000	1,475,744	1743	1,464,214	1.75%	0.98%	02/14/25	1,477,003
JP Morgan Chase	555,000	555,000	1461	555,000	0.82%	0.82%	06/01/25	556,400
Bristol Myers	307,000	350,803	1780	344,471	3.88%	0.88%	08/15/25	343,518
Subtotal Medium Term Notes	\$19,002,000	\$19,185,673		\$19,213,321		2.12%		\$19,706,804
Subtotal PFM Managed Investment Accounts	\$96,901,000	\$96,893,527		\$97,222,521		1.61%		\$99,352,098
Total Investments	\$180,659,869	\$180,652,396		\$180,981,390				\$183,110,967

(Source of Investment Amortized Cost: PFM)

INLAND EMPIRE UTILITIES AGENCY

Cash and Investment Summary

Month Ended
May 31, 2021

	Par	Cost Basis	Term	May	%	%	Maturity	Market
	Amount	Amount	(Days)	Value	Coupon	Yield to Maturity	Date	Value
Restricted Deposits								
Investment Pool Accounts								
CAMP - Water Connection Reserves	\$23,498,745	\$23,498,745	N/A	\$23,498,745		0.05%	N/A	\$23,498,745
LAIIF - Self Insurance Reserves	6,427,576	6,427,576	N/A	6,427,576		0.32%	N/A	6,427,576
Total Investment Pool Accounts	\$29,926,321	\$29,926,321		\$29,926,321		0.11%		\$29,926,321
Bond and Note Accounts								
2017A Debt Service Accounts	\$1,375,052	\$1,375,052	N/A	\$1,375,052		0.00%	N/A	\$1,375,052
2020A Debt Service Accounts	10,016,375	10,016,375	N/A	10,016,375		0.00%	N/A	10,016,375
2020B Debt Service Accounts	32	32	N/A	32		0.00%	N/A	32
2020B Capitalized Interest Account	29,382,065	29,382,065	N/A	29,382,065		0.05%	N/A	29,382,065
Total Bond and Note Accounts	\$40,773,524	\$40,773,524		\$40,773,524		0.04%		\$40,773,524
2020B Construction Project Account								
LAIIF Construction Fund	\$186,747,454	\$186,747,454	N/A	\$186,747,454		0.32%	N/A	\$186,747,454
CAMP Construction Fund	10,515,353	10,515,353		10,515,353		0.05%	N/A	10,515,353
Subtotal 2020B Construction Fund	\$197,262,807	\$197,262,807		\$197,262,807		0.31%		\$197,262,807
Total 2020B Construction Project Accts	\$197,262,807	\$197,262,807		\$197,262,807		0.306%		\$197,262,807
CCRA Deposits Held by Member Agencies								
City of Chino	\$13,675,533	\$13,675,533	N/A	\$13,675,533		N/A	N/A	\$13,675,533
City of Chino Hills	4,675,435	4,675,435	N/A	4,675,435		N/A	N/A	4,675,435
Cucamonga Valley Water District	8,529,002	8,529,002	N/A	8,529,002		N/A	N/A	8,529,002
City of Fontana	17,801,381	17,801,381	N/A	17,801,381		N/A	N/A	17,801,381
City of Montclair	3,179,087	3,179,087	N/A	3,179,087		N/A	N/A	3,179,087
City of Ontario	33,330,765	33,330,765	N/A	33,330,765		N/A	N/A	33,330,765
City of Upland	5,972,724	5,972,724	N/A	5,972,724		N/A	N/A	5,972,724
Subtotal CCRA Deposits Held by Member Agencies**	\$87,163,927	\$87,163,927		\$87,163,927				\$87,163,927

**Total reported partial as of April 2021 (excludes Chino)

INLAND EMPIRE UTILITIES AGENCY

Cash and Investment Summary

Month Ended
May 31, 2021

	Par	Cost Basis	Term	May	%	%	Maturity	Market
	Amount	Amount	(Days)	Value	Coupon	Yield to Maturity	Date	Value
CalPERS Deposits								
CERBT Account (OPEB)	\$16,000,000	\$16,000,000	N/A	\$22,559,716		N/A	N/A	\$22,559,716
Subtotal CalPERS Deposits	\$16,000,000	\$16,000,000		\$22,559,716				\$22,559,716
Escrow Deposits								
Stanek Contractors Escrow	\$92,741	\$92,741	N/A	\$92,741		N/A	N/A	\$92,741
Genesis Construction	94,840	94,840	N/A	94,840		N/A	N/A	94,840
W. M. Lyles Construction	1,853,163	1,853,163	N/A	1,853,163		N/A	N/A	1,853,163
Subtotal Escrow Deposits	\$2,040,744	\$2,040,744		\$2,040,744				\$2,040,744
Total Restricted Deposits	\$373,167,323	\$373,167,323		\$379,727,039				\$379,727,039
Total Cash, Investments, and Restricted Deposits as of May 31, 2021	\$555,837,371	\$555,829,898		\$562,718,608				\$564,848,185

INLAND EMPIRE UTILITIES AGENCY
Cash and Investment Summary

Month Ended
May 31, 2021

May Purchases

No.	Date	Transaction	Investment Security	Type	Par Amount Purchased	Investment Yield to Maturity
1	05/07/21	Purchase	US Treasury	UST	1,780,000	0.38%
2	05/10/21	Purchase	Amazon Inc.	MTN	560,000	0.45%
3	05/17/21	Purchase	US Treasury	UST	340,000	0.25%
4	05/17/21	Purchase	US Treasury	UST	435,000	0.38%
5	05/24/21	Purchase	JP Morgan Chase	MTN	555,000	0.82%
Total Purchases					\$ 3,670,000	

May Investment Maturities, Calls & Sales

No.	Date	Transaction	Investment Security	Type	Par Amount Matured/Sold	Investment Yield to Maturity
1	05/07/21	Sales	US Treasury	UST	\$460,000	1.88%
2	05/07/21	Sales	US Treasury	UST	1,290,000	1.88%
3	05/12/21	Sales	US Treasury	UST	550,000	1.88%
4	05/28/21	Sales	US Treasury	UST	505,000	2.25%
Total Maturities, Calls & Sales					\$ 2,805,000	

INLAND EMPIRE UTILITIES AGENCY
Cash and Investment Summary

Month Ended
May 31, 2021

Directed Investment Category

	Amount Invested	Yield
CBB Repurchase (Sweep)	\$28,959,478	0.150%
LAIF - Unrestricted	52,240,954	0.320%
CAMP - Unrestricted	2,558,437	0.050%
Brokered Certificates of Deposit	3,955,000	1.703%
Medium Term Notes	19,213,321	2.119%
Municipal Bonds	2,141,415	0.986%
US Treasury Notes	38,576,349	1.898%
U.S. Government Sponsored Entities	33,336,436	1.010%
<i>Total Investment Portfolio</i>	<i>\$180,981,390</i>	
<i>Investment Portfolio Rate of Return</i>		<i>0.982%</i>

Restricted/Transitory/Other Accounts

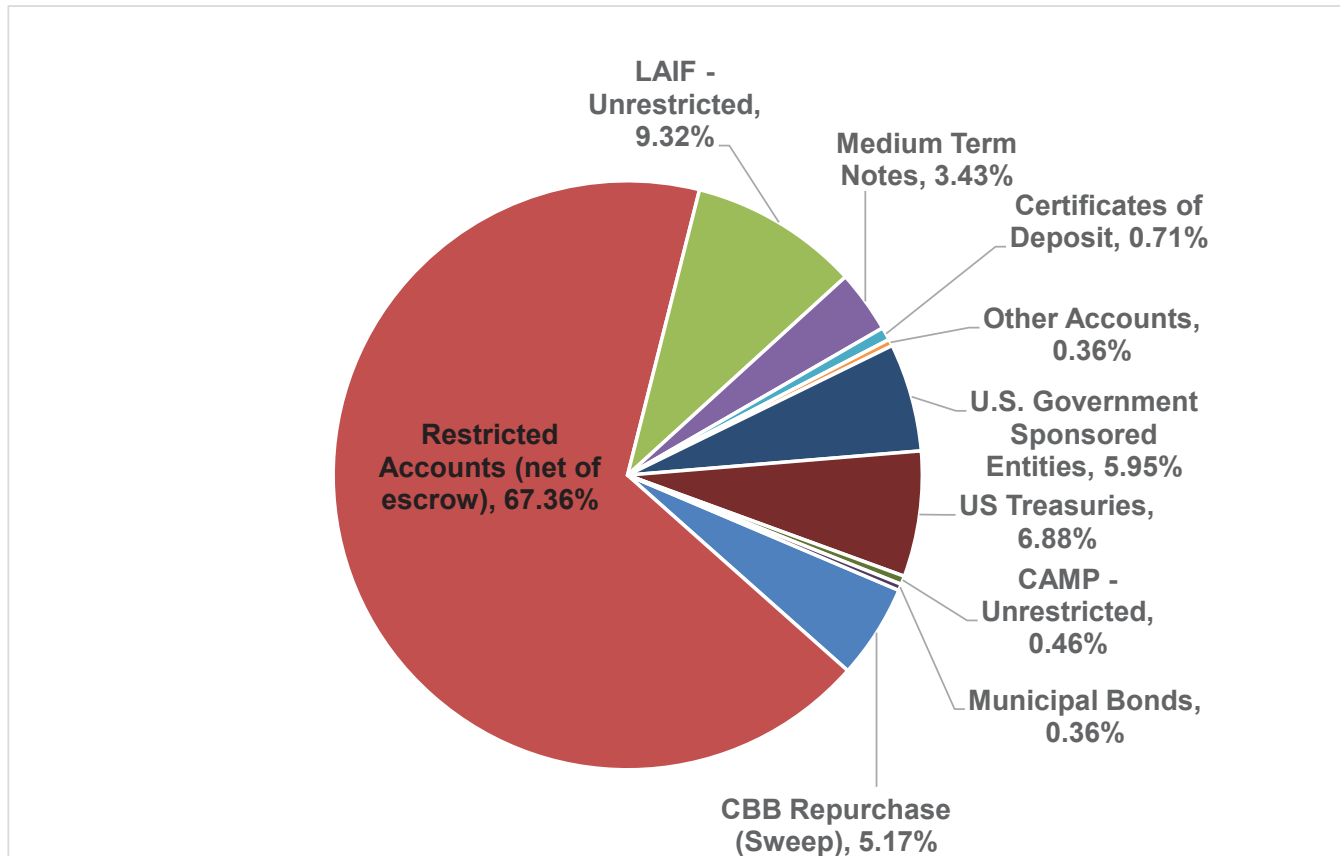
	Amount Invested	Yield
CCRA Deposits Held by Member Agencies	\$87,163,927	N/A
CalPERS OPEB (CERBT) Account	22,559,716	N/A
CAMP Restricted Water Connection Reserve	23,498,745	0.050%
LAIF Restricted Insurance Reserve	6,427,576	0.320%
US Bank - 2017A Debt Service Accounts	1,375,052	0.000%
US Bank - 2020A Refunding Bond Accounts	10,016,375	0.000%
US Bank - 2020B Revenue Note Accounts	29,382,097	0.050%
US Bank - Pre-Investment Money Market Account	773,106	0.010%
LAIF Construction Account	186,747,454	0.320%
CAMP Construction Account	10,515,353	0.050%
Citizens Business Bank - Demand Account	1,161,219	N/A
Citizens Business Bank - Workers' Compensation Account	73,604	N/A
Citizens Business Bank - Payroll Account	0	N/A
Other Accounts*	2,250	N/A
Escrow Account	2,040,744	N/A
<i>Total Restricted/Transitory/Other Accounts</i>	<i>\$381,737,218</i>	
<i>Average Yield of Other Accounts</i>		<i>0.242%</i>

Total Agency Directed Deposits

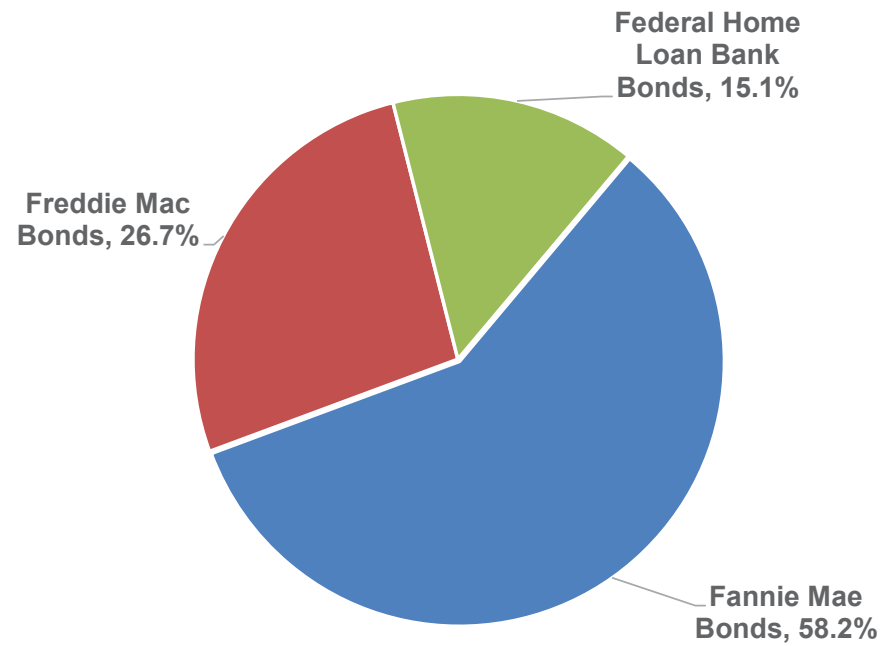
\$562,718,608

*Petty Cash

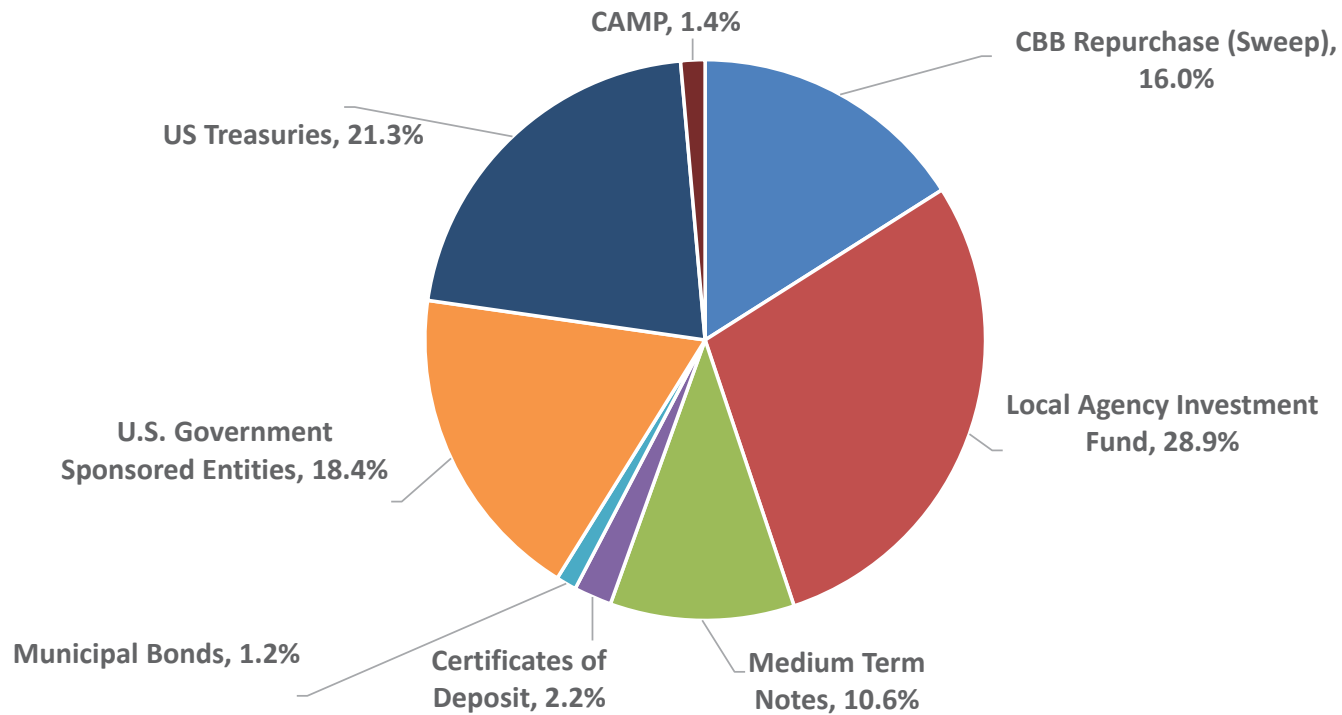
Inland Empire Utilities Agency
Treasurer's Report of Financial Affairs
 Month Ended May 31, 2021
 Agency Investment Portfolio (Net of Escrow Accounts)
\$560,677,864



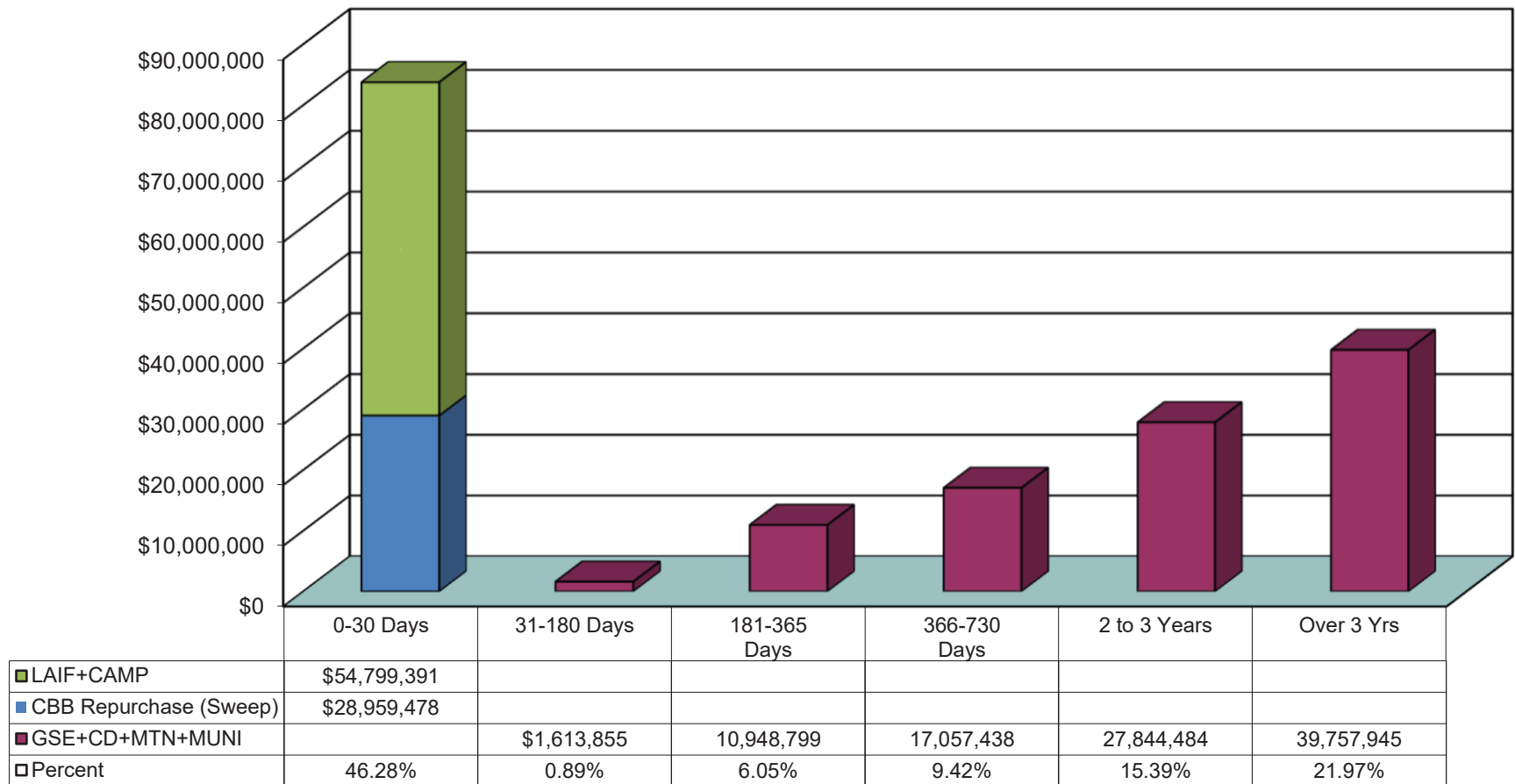
Inland Empire Utilities Agency
Treasurer's Report of Financial Affairs
Month Ended May 31, 2021
U.S. Government Sponsored Entities Portfolio
\$33,336,436



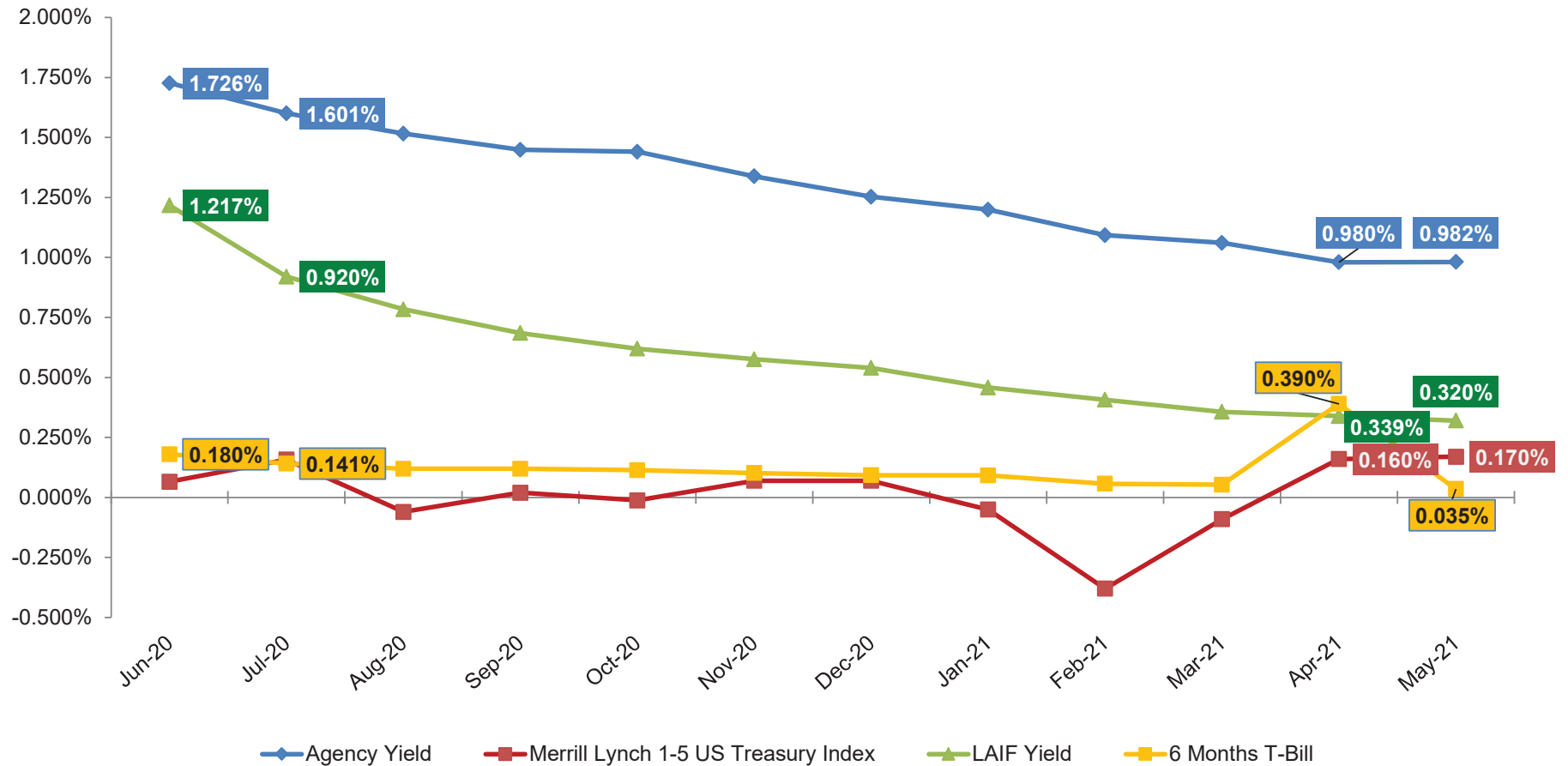
Inland Empire Utilities Agency
Treasurer's Report of Financial Affairs
Month Ended May 31, 2021
Unrestricted Agency Investment Portfolio
\$180,981,390



Inland Empire Utilities Agency
Treasurer's Report of Financial Affairs
Month Ended May 31, 2021
Agency Investment Portfolio Maturity Distribution (Unrestricted)
\$180,981,390



Inland Empire Utilities Agency
Treasurer's Report of Financial Affairs
Month Ended May 31, 2021
Agency Investment Portfolio Yield Comparison



**AGENCY
REPRESENTATIVES'
REPORTS**

4A



SAWPA

SANTA ANA WATERSHED PROJECT AUTHORITY

11615 Sterling Avenue, Riverside, California 92503 • (951) 354-4220

PURSUANT TO THE PROVISIONS OF EXECUTIVE ORDER N-29-20 AND N-08-21, THIS MEETING WILL BE CONDUCTED VIRTUALLY. ALL VOTES TAKEN WILL BE CONDUCTED BY ORAL ROLL CALL.

This meeting will be accessible as follows:

Meeting Access Via Computer (Zoom)*:	Meeting Access Via Telephone*:
<ul style="list-style-type: none">• https://sawpa.zoom.us/j/83555232831• Meeting ID: 835 5523 2831	<ul style="list-style-type: none">• 1 (669) 900-6833• Meeting ID: 835 5523 2831
* Participation in the meeting via the Zoom app (a free download) is strongly encouraged	

REGULAR COMMISSION MEETING TUESDAY, JULY 20, 2021 – 9:30 A.M.

AGENDA

1. CALL TO ORDER/PLEDGE OF ALLEGIANCE (Jasmin A. Hall, Chair)

2. ROLL CALL

3. PUBLIC COMMENTS

Members of the public may address the Commission on items within the jurisdiction of the Commission; however, no action may be taken on an item not appearing on the agenda unless the action is otherwise authorized by Government Code §54954.2(b).

4. WELCOME SAWPA COMMISSIONER

5. ITEMS TO BE ADDED OR DELETED

6. CONSENT CALENDAR

All matters listed on the Consent Calendar are considered routine and non-controversial and will be acted upon by the Commission by one motion as listed below.

A. APPROVAL OF MEETING MINUTES: JUNE 15, 2021

Recommendation: Approve as posted.

B. TREASURER'S REPORT – MAY 2021

Recommendation: Approve as posted.

7. NEW BUSINESS

A. GOVERNMENT FINANCE OFFICERS ASSOCIATION (GFOA) DISTINGUISHED BUDGET PRESENTATION AWARD (CM#2021.54)

Presenter: Jeff Mosher

Recommendation: Receive and file.

B. APPROVAL OF SALARY SCHEDULES (CM#2021.55)

Presenter: Jeff Mosher

Recommendation: Approve the salary schedule for FY 2022 as required by CalPERS.

**C. PROPOSITION 84 ROUND 2 IMPLEMENTATION GRANT AND PROPOSITION 1
ROUND 1 IMPLEMENTATION GRANT STATUS UPDATE (CM#2021.56)**

This item is subject to the provisions of Project Agreement 25

Presenter: Marie Jauregui

Recommendation: Receive and file.

8. INFORMATIONAL REPORTS

Recommendation: Receive for information.

A. CASH TRANSACTIONS REPORT – MAY 2021

Presenter: Karen Williams

B. INTER-FUND BORROWING – MAY 2021 (CM#2021.52)

Presenter: Karen Williams

**C. PERFORMANCE INDICATORS/FINANCIAL REPORTING – MAY 2021
(CM#2021.53)**

Presenter: Karen Williams

**D. PROJECT AGREEMENT 25 – OWOW FUND – FINANCIAL REPORT,
APRIL 2021**

Presenter: Karen Williams

**E. PROJECT AGREEMENT 26 – ROUNDTABLE FUND – FINANCIAL REPORT,
APRIL 2021**

Presenter: Karen Williams

**F. OWOW QUARTERLY STATUS REPORT: APRIL 1, 2021 –
JUNE 30, 2021**

Presenter: Mark Norton

**G. ROUNDTABLES QUARTERLY STATUS REPORT: APRIL 1, 2021 –
JUNE 30, 2021**

Presenter: Mark Norton

H. GENERAL MANAGER REPORT

Presenter: Jeff Mosher

I. STATE LEGISLATIVE REPORT

Presenter: Jeff Mosher

J. CHAIR'S COMMENTS/REPORT

K. COMMISSIONERS' COMMENTS

L. COMMISSIONERS' REQUEST FOR FUTURE AGENDA ITEMS

9. CLOSED SESSION

There were no Closed Session items anticipated at the time of the posting of this agenda.

10. ADJOURNMENT

PLEASE NOTE:

Americans with Disabilities Act: If you require any special disability related accommodations to participate in this meeting, call (951) 354-4220 or email svilla@sawpa.org. 48-hour notification prior to the meeting will enable staff to make reasonable arrangements to ensure accessibility for this meeting. Requests should specify the nature of the disability and the type of accommodation requested.

Materials related to an item on this agenda submitted to the Commission after distribution of the agenda packet are available for public inspection during normal business hours at the SAWPA office, 11615 Sterling Avenue, Riverside, and available at www.sawpa.org, subject to staff's ability to post documents prior to the meeting.

Declaration of Posting

I, Sara Villa, Clerk of the Board of the Santa Ana Watershed Project Authority declare that on July 15, 2021, a copy of this agenda has been uploaded to the SAWPA website at www.sawpa.org and posted at SAWPA's office at 11615 Sterling Avenue, Riverside, California.

2021 SAWPA Commission Meetings/Events

First and Third Tuesday of the Month

(NOTE: All meetings begin at 9:30 a.m., unless otherwise noticed, and are held at SAWPA.)

January 1/5/21 Commission Workshop [cancelled] 1/5/21 Special Commission Meeting 1/8/21 Special Commission Meeting 1/12/21 Special Commission Meeting 1/19/21 Regular Commission Meeting	February 2/2/21 Commission Workshop 2/16/21 Regular Commission Meeting
March 3/2/21 Commission Workshop 3/16/21 Regular Commission Meeting	April 4/6/21 Commission Workshop 4/20/21 Regular Commission Meeting
May 5/4/21 Commission Workshop 5/18/21 Regular Commission Meeting 5/4 – 5/7/21 ACWA Spring Conference, Monterey	June 6/1/21 Commission Workshop 6/15/21 Regular Commission Meeting
July 7/6/21 Commission Workshop [cancelled] 7/20/21 Regular Commission Meeting	August 8/3/21 Commission Workshop 8/17/21 Regular Commission Meeting
September 9/7/21 Commission Workshop 9/21/21 Regular Commission Meeting	October 10/5/21 Commission Workshop 10/19/21 Regular Commission Meeting
November 11/2/21 Commission Workshop 11/16/21 Regular Commission Meeting	December 12/7/21 Commission Workshop 12/21/21 Regular Commission Meeting 11/30 – 12/3/21 ACWA Fall Conference, Pasadena

**AGENCY
REPRESENTATIVES'
REPORTS**

4B



THE METROPOLITAN WATER DISTRICT
OF SOUTHERN CALIFORNIA

MWD MEETING AGENDA

Regular Board Meeting

July 13, 2021

12:00 PM

Tuesday, July 13, 2021 Meeting Schedule
09:00 a.m. L&C
10:00 a.m. RP&AM
11:30 a.m. Break
12:00 p.m. Board

Live streaming is available for all board and committee meetings on our mwdh2o.com website ([Click to Access Board Meetings Page](#))

Public Comment Via Teleconference Only: Members of the public may present their comments to the Board on matters within their jurisdiction as listed on the agenda via teleconference only. To participate call (404) 400-0335 and use Code: 9601962.

MWD Headquarters Building - 700 N. Alameda Street - Los Angeles, CA 90012

1. Call to Order

1.1 Invocation: Albert Malave, Lodging Assistant II, Water System Operations Group

1.2 Pledge of Allegiance: Director Quinn, City of Los Angeles

2. Roll Call

3. Determination of a Quorum

4. Opportunity for members of the public to address the Board on matters within the Board's jurisdiction. (As required by Gov. Code § 54954.3(a))

5. OTHER MATTERS AND REPORTS

A. Report on Directors' events attended at Metropolitan expense [21-241](#)

Attachments: [07132021 BOD 5A Report.pdf](#)

B. Chairwoman's Monthly Activity Report [21-247](#)

C. General Manager's summary of activities [21-242](#)

D. General Counsel's summary of activities [21-243](#)

E. General Auditor's summary of activities [21-244](#)

- F. Ethics Officer's summary of activities [21-245](#)

Attachments: [07132021 BOD 5F Report](#)

**** CONSENT CALENDAR OTHER ITEMS -- ACTION ****

6. CONSENT CALENDAR OTHER ITEMS - ACTION

- A. Approval of the Minutes of the Meeting for June 8, 2021 (Copies have been submitted to each Director) Any additions, corrections, or omissions [21-246](#)
- B. Approve Committee Assignments

7. CONSENT CALENDAR ITEMS - ACTION

- 7-1 Authorize extending Agreement No. 177666 for one year with KPMG LLP to continue engagement for external audit services for fiscal year 2021/22, for an amount not to exceed \$465,500; the General Manager has determined that the proposed action is exempt or otherwise not subject to CEQA (AE) [21-214](#)

Attachments: [07132021 BOD 7-1 B-L.pdf](#)

- 7-2 Item Withdrawn [21-300](#)

- 7-3 Authorize four actions for the Desert region communication system including: (1) an agreement with Nokia of America Corporation in an amount not to exceed \$5,297,000 for equipment procurement and design support to upgrade the wide area network; (2) an amendment to an agreement with Hatfield & Dawson Consulting Engineers, LLC for a new not-to-exceed amount of \$730,000 to provide specialized technical support for the upgrade; (3) an amendment to the Capital Investment Plan for fiscal years 2020/2021 and 2021/2022 to include additional communication system improvements at the Colorado River Aqueduct's Gene Pumping Plant; and (4) an agreement in an amount not to exceed \$275,000 with HDR Engineering, Inc. for design services related to the construction of a communication line; the General Manager has determined that the proposed actions are exempt or otherwise not subject to CEQA (EO) [21-248](#)

Attachments: [07132021 BOD 7-3 B-L.pdf](#)

- 7-4** Adopt amendments to Metropolitan's Administrative Code to move certain responsibilities for annexations from the Finance and Insurance Committee to Real Property and Asset Management Committee; the General Manager has determined that the proposed action is exempt or otherwise not subject to CEQA (RPAM) **[21-265](#)**
- Attachments:** [07132021 BOD 7-4 B-L.pdf](#)
- 7-5** Authorize the General Manager to grant a permanent easement to the State of California Department of Transportation (Caltrans) on Metropolitan fee-owned property in the City of Los Angeles; Metropolitan previously reviewed and considered Caltrans' Environmental Impact Report/Environmental Impact Statement and took related CEQA actions (RPAM) **[21-266](#)**
- Attachments:** [07132021 BOD 7-5 B-L.pdf](#)
- 7-6** Authorize an increase of \$3 million to an agreement with Roesling Nakamura Terada Architects for a new not-to-exceed amount of \$5 million for preliminary design and architectural services in support of the District Housing and Property Improvement Program; the General Manager has determined that the proposed action is exempt or otherwise not subject to CEQA (RPAM) **[21-267](#)**
- Attachments:** [07132021 BOD 7-6 B-L.pdf](#)
- 7-7** Authorize agreement with Inland Empire Utilities Agency, West Valley Water District, and San Bernardino Valley Water District to provide assistance on water deliveries; the General Manager has determined that the proposed action is exempt or otherwise not subject to CEQA (WPS) **[21-269](#)**
- Attachments:** [07132021 BOD 7-7 B-L.pdf](#)
- 7-8** Authorize payments, by a two-thirds vote, of up to \$3.56 million for participation in the State Water Contractors for fiscal year 2021/22; the General Manager has determined that the proposed action is exempt or otherwise not subject to CEQA (WPS) **[21-270](#)**
- Attachments:** [07132021 BOD 7-8 B-L.pdf](#)

- 7-9** Adopt amendment to the Administrative Code establishing Metropolitan-specific parliamentary procedures; the General Manager has determined that the proposed action is exempt or otherwise not subject to CEQA (LC) [21-263](#)

Attachments: [07132021 BOD 7-9 B-L.pdf](#)

- 7-10** Authorize increase of \$100,000, to a maximum amount payable of \$300,000, for existing General Counsel contract with Olson Remcho LLP to provide general government law advice related to the Political Reform Act, the Fair Political Practices Commission regulations, conflict of interest law and other legislative and ethics matters; the General Manager has determined the proposed action is exempt or otherwise not subject to CEQA (LC) [21-278](#)

Attachments: [07132021 BOD 7-10 B-L.pdf](#)

- 7-11** Report on existing litigation OHL USA, Inc. v. The Metropolitan Water District of Southern California, Los Angeles Superior Court Case No. 19STCV27689; and authorize increase of maximum amount payable under contract with Theodora Oringer PC for legal services by \$200,000 to an amount not to exceed \$900,000 (Approp. 154170); the General Manager has determined that the proposed action is exempt or otherwise not subject to CEQA [Conference with legal counsel - existing litigation; to be heard in closed session pursuant to Gov. Code Section 54956.9(d)(1)] (LC) [21-261](#)

- 7-12** Report on Baker Electric, Inc. v. Metropolitan Water District of Southern California, et al., (Los Angeles Superior Court Case No. 21STCV15612) regarding Metropolitan's CRA 6.9 kV Power Cables Replacement Project, Contract No. 1915; authorize filing cross-complaints; and authorize an increase in the maximum amount payable under contract with Musick, Peeler & Garrett LLP, for legal services by \$200,000 to an amount not-to-exceed \$300,000; the General Manager has determined the proposed action is exempt or otherwise not subject to CEQA. [Conference with legal counsel - existing litigation; to be heard in closed session pursuant to Gov. Code Section 54956.9(d)(1)] (LC) [21-262](#)

**** END OF CONSENT CALENDAR ITEMS ****

8. OTHER BOARD ITEMS - ACTION

None

9. BOARD INFORMATION ITEMS

- 9-1** Update on Conservation Program [Posting Separately] [21-276](#)

10. OTHER BOARD MATTERS

- 10-1** Discussion of Department Head Evaluation Process Guidelines and Department Head Evaluation Presentations [21-259](#)
[Public employee's performance evaluations; General Counsel, General Auditor, and Ethics Officer, to be heard in closed session pursuant to Gov. Code Section 54957]

11. FOLLOW-UP ITEMS

None

12. FUTURE AGENDA ITEMS

13. ADJOURNMENT

NOTE:

At the discretion of the Board, all items appearing on this agenda and all committee agendas, whether or not expressly listed for action, may be deliberated and may be subject to action by the Board.

Each agenda item with a committee designation will be considered and a recommendation may be made by one or more committees prior to consideration and final action by the full Board of Directors. The committee designation appears in parenthesis at the end of the description of the agenda item e.g. (E&O, BF&I). Committee agendas may be obtained from the Executive Secretary.

Requests for a disability related modification or accommodation, including auxiliary aids or services, in order to attend or participate in a meeting should be made to the Executive Secretary in advance of the meeting to ensure availability of the requested service or accommodation.

**AGENCY
REPRESENTATIVES'
REPORTS**

4C



Regional Sewerage Program Policy Committee Meeting

AGENDA

Thursday, July 1, 2021

3:30 p.m.

Teleconference Call

PURSUANT TO THE PROVISIONS OF EXECUTIVE ORDER N-25-20 ISSUED BY GOVERNOR GAVIN NEWSOM ON MARCH 12, 2020, AND EXECUTIVE ORDER N-29-20 ISSUED BY GOVERNOR GAVIN NEWSOM ON MARCH 17, 2020 ANY COMMITTEE MEMBER MAY CALL INTO THE COMMITTEE MEETING WITHOUT OTHERWISE COMPLYING WITH ALL BROWN ACT'S TELECONFERENCE REQUIREMENTS.

In effort to prevent the spread of COVID-19, the Regional Sewerage Program Policy Committee Meeting will be held remotely by teleconference.

Teams Conference Link: https://teams.microsoft.com/l/meetup-join/19%3ameeting_NWU1NzA2NDktM2VjMC00NDU1LTkxMmUtMjYyMjA2YWM3YWU4%40thread.v2/0?context=%7b%22Tid%22%3a%224c0c1e57-30f3-4048-9bd2-cd58917dcf07%22%2c%22Oid%22%3a%22329ec40e-eb94-4218-9621-6bfa0baa9697%22%7d

Teleconference: 1-415-856-9169/Conference ID: 552 973 583#

This meeting is being conducted virtually by video and audio conferencing. There will be no public location available to attend the meeting; however, the public may participate and provide public comment during the meeting by calling into the number provided above. Alternatively, you may email your public comments to the Recording Secretary Sally H. Lee at shlee@ieua.org no later than 24 hours prior to the scheduled meeting time. Your comments will then be read into the record during the meeting.

Call to Order/Flag Salute

Roll Call

Public Comment

Members of the public may address the Committee on any item that is within the jurisdiction of the Committee; however, no action may be taken on any item not appearing on the agenda unless the action is otherwise authorized by Subdivision (b) of Section 54954.2 of the Government Code.
Comments will be limited to three minutes per speaker.

Additions to the Agenda

In accordance with Section 54954.2 of the Government Code (Brown Act), additions to the agenda require two-thirds vote of the legislative body, or, if less than two-thirds of the members are present, a unanimous vote of those members present, that there is a need to take immediate action and that the need for action came to the attention of the local agency subsequent to the agenda being posted.

1. Technical Committee Report *(Oral)*

2. Consent Calendar Items

- A. Meeting Minutes for June 3, 2021
- B. Designation of Representative Entitled to Participate in Grants and Financial Assistance Negotiations

3. Informational Items

- A. Groundwater Recharge Update
- B. Regional Contract Negotiation Update *(Oral)*

4. Receive and File

- A. Building Activity Report
- B. Recycled Water Distribution – Operations Summary
- C. Regional Contract Negotiations Meeting Schedule

5. Policy Committee Items Distributed

- A. Response to June 3, 2021 Policy Committee Request Related to Budget
- B. Response to June 3, 2021 Policy Committee Request Related to Grants and Loan Agreements

6. Other Business

- A. IEUA General Manager's Update
- B. Committee Member Requested Agenda Items for Next Meeting
- C. Committee Member Comments
- D. Next Meeting – August 5, 2021

Adjournment

In compliance with the Americans with Disabilities Act, if you need special assistance to participate in this meeting, please contact the Recording Secretary (909) 993-1926, 48 hours prior to the scheduled meeting so that the Agency can make reasonable arrangements.

Regional Sewerage Program Policy Committee Meeting Agenda

July 1, 2021

Page 3 of 3

DECLARATION OF POSTING

I, Sally H. Lee, Executive Assistant of the Inland Empire Utilities Agency, A Municipal Water District, hereby certify that a copy of this agenda has been posted to the IEUA Website at www.ieua.org and posted at the Agency's main office at 6075 Kimball Avenue, Building A, Chino, CA, by Monday, June 28, 2021.



Sally H. Lee

**AGENCY
REPRESENTATIVES'
REPORTS**

4D

**CHINO BASIN WATERMASTER
WATERMASTER BOARD MEETING**

11:00 a.m. – June 24, 2021

Mr. Jim Curatalo – Chair

Mr. Jeff Pierson – Vice-Chair

Meeting Available by Remote Access Only*

Click on this [link](#) to access by PC/Smart Device

OR

Conference Call: (872) 240-3311

Code: 703-404-805

AGENDA

CALL TO ORDER

FLAG SALUTE

ROLL CALL

PUBLIC COMMENTS

RECOGNITION AND TRIBUTE TO OUR DEAR FRIEND AND COLLEAGUE DON GALLEANO

AGENDA - ADDITIONS/REORDER

I. CONSENT CALENDAR

Note: All matters listed under the Consent Calendar are considered to be routine and non-controversial and will be acted upon by one motion in the form listed below. There will be no separate discussion on these items prior to voting unless any members, staff, or the public requests specific items be discussed and/or removed from the Consent Calendar for separate action.

A. MINUTES

Approve as presented:

1. Minutes of the Watermaster Board Meeting held May 27, 2021

B. FINANCIAL REPORTS

Receive and file as presented:

1. Cash Disbursements for the month of April 2021
2. Watermaster VISA Check Detail for the month of April 2021
3. Combining Schedule for the Period July 1, 2020 through April 30, 2021
4. Treasurer's Report of Financial Affairs for the Period April 1, 2021 through April 30, 2021
5. Budget vs. Actual Report for the Period July 1, 2020 through April 30, 2021
6. Cash Disbursements for May 2021 (Information Only)

C. APPLICATION: WATER TRANSACTION

Approve the proposed transaction:

The transfer of 500 acre-feet of water from the City of Chino to Monte Vista Water District.

D. APPLICATION: RECHARGE – CUCAMONGA VALLEY WATER DISTRICT

Approve Cucamonga Valley Water District's Application for Recharge and direct Watermaster staff to account for this supplemental water recharged in Cucamonga Valley Water District's existing Local Supplemental Storage account.

E. APPLICATION: LOCAL STORAGE AGREEMENT (ONAP)

Approve the proposed agreements on the condition that Watermaster's approval of Storage Agreements authorizing storage in excess of 500,000 acre-feet Safe Storage Capacity beyond June 30, 2021 are subject to Watermaster's further exercise of discretion to limit and reduce storage in accordance with the Peace Agreement.

F. REFUND OF PRIOR ASSESSED RECHARGE IMPROVEMENT PROJECT FUNDS

Adopt the refund of the carry-over monies for the previously assessed Recharge Improvement Projects Funds of \$1,234,582.42 with the upcoming November 2021 Assessment Package.

G. PROFESSIONAL SERVICES AGREEMENT BETWEEN RAUCH COMMUNICATION CONSULTANTS INC. AND CHINO BASIN WATERMASTER

Approve and authorize the General Manager to execute the contract on behalf of Watermaster.

H. PROFESSIONAL SERVICES AGREEMENT BETWEEN APPLIED COMPUTER TECHNOLOGIES AND CHINO BASIN WATERMASTER

Approve and authorize the General Manager to execute the contract on behalf of Watermaster.

I. FISCAL YEAR 2021/22 PAY SCHEDULE

Adopt the FY 2021/22 Pay Schedule.

II. BUSINESS ITEMS

A. 2020 ANNUAL REPORT OF THE PRADO BASIN HABITAT SUSTAINABILITY COMMITTEE

Receive and file.

B. AMENDMENT NUMBER 1 TO AMENDED AND RESTATED EMPLOYMENT AGREEMENT, GENERAL MANAGER

No recommendation. Public Board discussion, deliberation, and possible action on proposed employment agreement amendment.

III. REPORTS/UPDATES

A. LEGAL COUNSEL

1. San Bernardino County Superior Court Emergency Order
2. May 28, 2021 Hearing
3. June 25, 2021 Hearing
4. Kaiser Permanente Lawsuit

B. ENGINEER

1. 2020 State of the Basin: Groundwater Quality

C. CHIEF FINANCIAL OFFICER

1. Audit of Recharge O&M Expenses
2. FY 2020/21 Ongoing Auditing Activity by Fedak & Brown, LLP
3. Pool Budget Process, Approvals, and Invoicing

D. GENERAL MANAGER

1. Overlying (Agricultural) Pool Expenses Paid by Overlying (Non-Agricultural) Pool
2. Agricultural Pool Well Tax Discussion
3. Disadvantaged Communities
4. Other

IV. BOARD MEMBER COMMENTS

V. OTHER BUSINESS

VI. CONFIDENTIAL SESSION - POSSIBLE ACTION

Pursuant to Article II, Section 2.6, of the Watermaster Rules & Regulations, a Confidential Session may be held during the Watermaster Board meeting for the purpose of discussion and possible action.

1. General Manager Performance Evaluation

VII. FUTURE MEETINGS AT WATERMASTER*

06/24/21	Thu	11:00 a.m.	Watermaster Board
07/08/21	Thu	9:00 a.m.	Appropriative Pool Committee
07/08/21	Thu	11:00 a.m.	Non-Agricultural Pool Committee
07/08/21	Thu	1:30 p.m.	Agricultural Pool Committee
07/15/21	Thu	9:00 a.m.	Advisory Committee
07/15/21	Thu	9:30 a.m.	Recharge Investigations and Projects Committee (RIPComm)
07/22/21	Thu	11:00 a.m.	Watermaster Board

- * We are currently assessing and will hold in-person meetings in the future. Notification will be provided with future agendas/meeting notices. Please note that Confidential Session access will be sent to all Board Members separately.

ADJOURNMENT IN MEMORY OF DON GALLEANO

**AGENCY
REPRESENTATIVES'
REPORTS**

4E

REGULAR BOARD MEETING OF THE BOARD OF DIRECTORS CHINO BASIN DESALTER AUTHORITY

July 1, 2021 • 2:00 p.m.

NOTICE AND AGENDA

*All documents available for public review are on file with the Authority's
Secretary located at 3550 E. Philadelphia Street, Suite 170, Ontario, CA 91761*

According to the directives from the California Department of Public Health and Executive Order N-08-21 issued by Governor Gavin Newsom, members of the public are invited to participate via video or teleconference

To join teleconference:

Dial-in #: (669) 900 6833 Zoom Meeting ID: 813 5205 9101 Passcode: 380557

To join video conference:

Click on link: [Join Zoom Meeting](#)

Or copy URL: <https://us02web.zoom.us/j/81352059101?pwd=M01uOEVteVBCTnVyZ0tKVUxrb1hHdz09>

Or go to <https://zoom.us/> Zoom Meeting ID: 813 5205 9101 Passcode: 380557

CALL TO ORDER

ROLL CALL

PUBLIC COMMENT

*Members of the public may address the Board of Directors on any item that is within the jurisdiction of the Chino Basin Desalter Authority; however, no action may be taken on any item not appearing on the agenda unless the action is otherwise authorized by Subdivision (b) of Section 54954.2 of the Government Code. Those persons wishing to address the Board of Directors on any matter, whether or not it appears on the agenda, are requested to **submit their request to comment to the Board Secretary no less than one hour prior to the start of the meeting at (909) 218-3230 or ccosta@chinodesalter.org***

Under the provisions of the Brown Act, the CDA Board is prohibited from taking action on non-agendized matters. However, Board Members may respond briefly or refer the communication to staff. The CDA Board may also request the Secretary to calendar an item related to your communication at a future CDA Board meeting.

ADDITIONS TO THE AGENDA

In accordance with Section 54954.2 of the Government Code (Brown Act), additions to the agenda require two-thirds vote of the legislative body, or, if less than two-thirds of the members are present, a unanimous vote of those members present, that there is a need to take immediate action and that the need for action came to the attention of the local agency subsequent to the agenda being posted.

CONSENT CALENDAR ITEMS

Consent Calendar items are expected to be routine and non-controversial to be acted upon by the Board at one time without discussion. If any Board member, staff member, or interested person requests that an item be removed from the Consent Calendar, it will be moved to the first item on the Action Items

1. MINUTES OF JUNE 3, 2021 SPECIAL BOARD MEETING

2. **ANNUAL REVIEW OF INVESTMENT POLICY**
Report by: Michael Chung, CDA CFO/Treasurer
3. **TREASURER'S FINANCIAL AFFAIRS REPORT**
Report by: Jose Garcia, CDA Principal Accountant
4. **TREASURER'S REPORT ON GENERAL DISBURSEMENTS**
Report by: Jose Garcia, CDA Principal Accountant
5. **BUDGET VARIANCE REPORT**
Report by: Jose Garcia, CDA Principal Accountant
6. **INVESTMENT REPORT**
Report by: Jose Garcia, CDA Principal Accountant

ACTION ITEMS

Prior to action of the CDA Board, any member of the public will have the opportunity to address the CDA Board on any item listed on the agenda by submitting written comments at least one hour prior to the start of the meeting at (909) 218-3230 or ccosta@chinodesalter.org. Please note the agenda item number in your email. Comments will be read aloud during the meeting by the Board Secretary.

7. CONSTRUCTION CONTRACT AWARD FOR CHINO I DESALTER VOC TREATMENT FACILITIES PROJECT

Report By: Thomas O'Neill, General Manager/CEO

Staff Recommendation:

1. Dismiss the first apparent low bid as non-responsive.
2. Approve the contract award to the lowest responsive and responsible bidder Pacific Hydrotech for the Construction of the Chino I Desalter VOC Treatment Facilities Project in the not-to-exceed amount of \$11,226,000.
3. Authorize the General Manager/CEO to execute the contract and approve authorized expenditures up to a not-to-exceed total of \$12,350,000.
4. Approve disbursement from the Operating Contingency Reserve in the amount of \$676,594.13 to fund project shortfall.

8. CHINO I DESALTER VOC TREATMENT FACILITIES PROJECT: CONSULTANT SELECTION FOR CONSTRUCTION MANAGEMENT & INSPECTION

Report By: Thomas O'Neill, General Manager/CEO

Staff Recommendation:

1. Approve a professional services agreement with Butier Engineering, Inc. for construction management and inspection services in the not-to-exceed amount of \$687,131; and
2. Authorize the General Manager/CEO to finalize and execute the agreement, with subsequent authorizations up to a not-to-exceed total of \$760,000.

9. PROFESSIONAL SERVICES AGREEMENT FOR ON-CALL SUPPORT SERVICES FOR CONCENTRATE REDUCTION FACILITY OPERATIONS

Report By: Thomas O'Neill, General Manager/CEO

Staff Recommendation:

1. Approve a Professional Services Agreement with Carollo Engineers, Inc., in the not-to-exceed amount of \$100,000 for concentrate reduction facility operations support services for FY 2021/22; and
2. Authorize the General Manager/CEO to finalize and execute the agreement and approve up to \$100,000 in authorized expenditures.

10. SOUTH ARCHIBALD PLUME PROJECT: AMENDMENT 9 TO WEBB'S AGREEMENT FOR DESIGN OF CHINO II WELL FIELDS SYSTEM EXPANSION PIPELINES

Report By: Cindy Miller, South Archibald Plume Program Manager

Staff Recommendation:

1. Approve an amendment to the professional services agreement with Albert A. Webb Associates for engineering design services in the not-to-exceed amount of \$15,903; and
2. Authorize the General Manager/CEO to finalize and execute the amendment, with subsequent authorizations up to a not-to-exceed total of \$1,173,903.

11. CHINO BASIN DESALTER AUTHORITY WATER SHORTAGE CONTINGENCY PLAN 2020

Report By: Thomas O'Neill, CDA General Manager/CEO

Staff Recommendation:

1. Approve Resolution No. 2021-05 adopting the 2020 Water Shortage Contingency Plan (WSCP).

INFORMATION ITEMS

12. UPDATE ON PFOS/PFAS SAMPLING ON CDA WELLS

Report By: Nicole Blute, Ph.D., PE, Hazen & Sawyer

13. QUARTERLY OPERATIONS REPORT

Report By: Thomas O'Neill, CDA General Manager/CEO

14. QUARTERLY SOUTH ARCHIBALD PLUME REPORT

Report By: Cindy Miller, Hazen & Sawyer, South Archibald Plume Program Manager

STAFF COMMENTS

- i. Deputy CDA General Counsel, Allison Burns
- ii. CDA CFO/Treasurer, Michael Chung
- iii. CDA General Manager/CEO, Thomas O'Neill

CLOSED SESSION

The Authority may adjourn to a Closed Session to consider litigation matters, personnel matters, or other matters as provided for in the Ralph M. Brown Act (Section 54950 et seq., of the Government Code).

- 15. CONFERENCE WITH LEGAL COUNSEL – ANTICIPATED LITIGATION:
CONSIDERATION OF INITIATION OF LITIGATION PURSUANT TO GOVERNMENT
CODE SECTION 54956.9(D)(4)
(TWO POTENTIAL CASES)**
- 16. CONFERENCE WITH LEGAL COUNSEL – ANTICIPATED LITIGATION:
SIGNIFICANT EXPOSURE TO LITIGATION PURSUANT TO GOVERNMENT CODE
SECTION 54956.9(D)(2)
(TWO POTENTIAL CASES)**

DIRECTOR COMMENTS

ADJOURN

Declaration of Posting

Any person with a disability who requires accommodations in order to participate in this meeting or for package materials in an alternative format should telephone Executive Assistant Casey Costa at (909) 218-3730, at least 48 hours prior to the meeting in order to make a request for a disability-related modification or accommodation. All accommodation requests will be handled swiftly and resolving all doubts in favor of access. Copies of records provided to Board Members which relate to any agenda item to be discussed in open session may be obtained from Chino Basin Desalter Authority at 3550 Philadelphia Street, Suite 170, Ontario, CA 91761.

I, Casey Costa, Executive Assistant to the Chino Basin Desalter Authority, hereby certify that a copy of this agenda has been posted by 2:00 p.m. at the Chino Basin Desalter Authority's main office, 3550 Philadelphia Street, Suite 170, Ontario, CA on June 28, 2021.

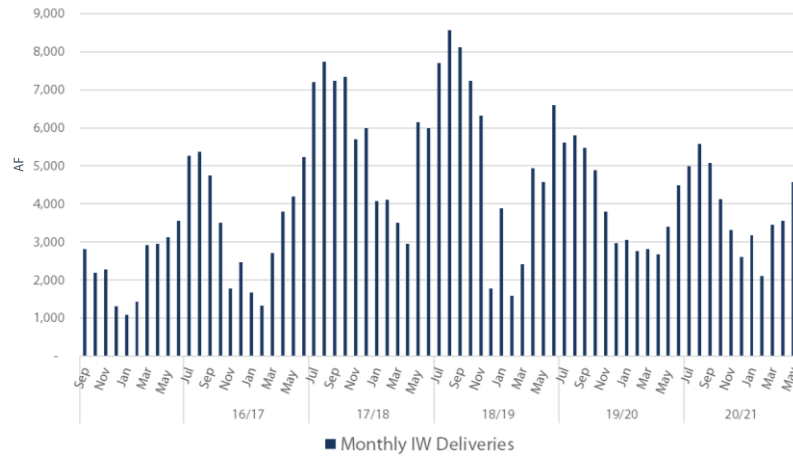


Casey Costa, Executive Assistant

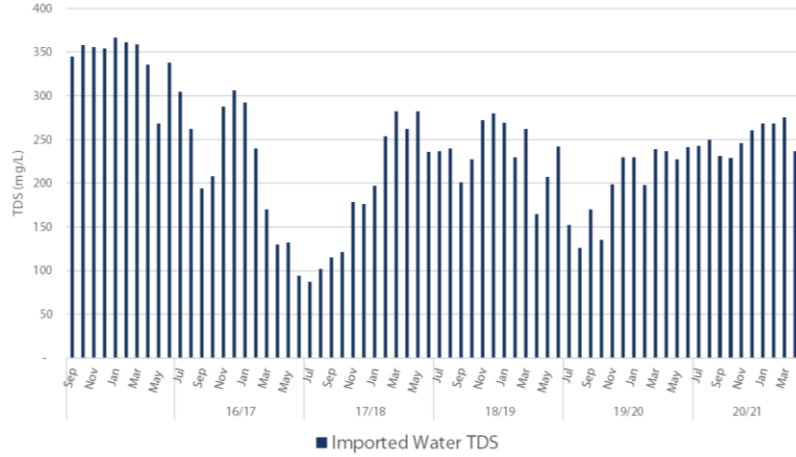
GENERAL MANAGER'S REPORT

Imported Water

Full Service Imported Water Deliveries Summary
(FY 2015/16 to 2020/21)

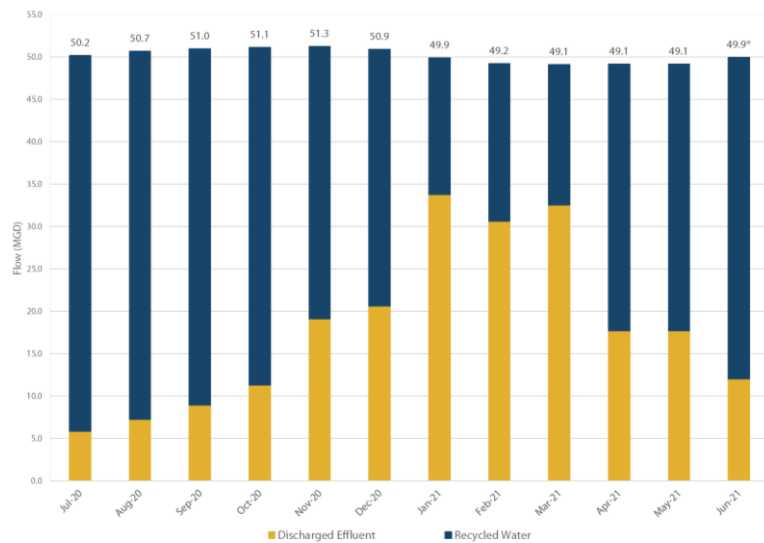


Imported Water TDS Summary
(FY 2015/16 to 2020/21)



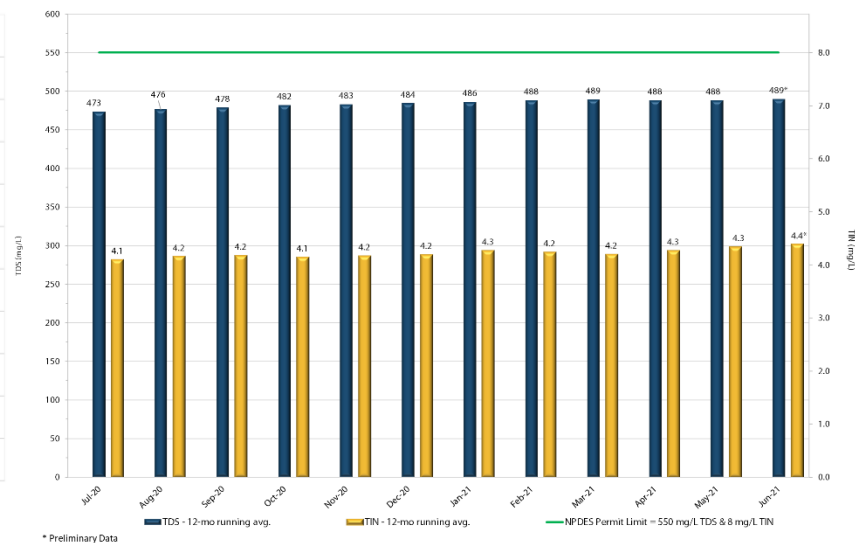
Recycled Water

Recycled Water Use



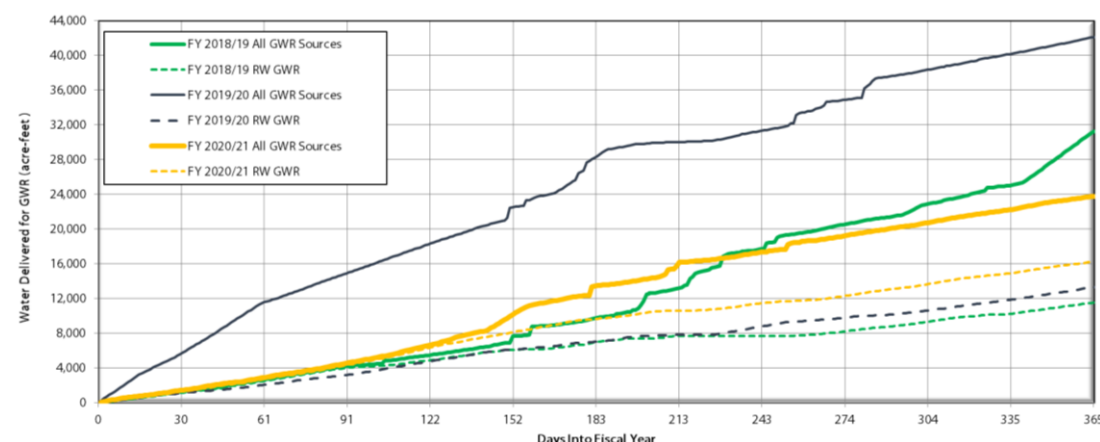
*Preliminary Data

Agency-Wide Effluent TDS & TIN – 12-Month Running Average



* Preliminary Data

Total Groundwater Recharge & Recycled Water Delivered to Groundwater Recharge

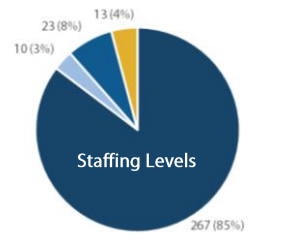


JUNE 2021 NOTES:

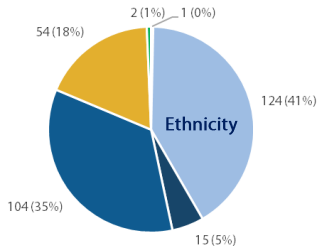
- There were no rain events in June. The total stormwater and dry weather flows recharged in June are preliminarily estimated at 205 acre-feet.
- Recycled water delivered for recharge in June totaled 1,311 acre-feet.
- There was no Imported water into the Chino Basin in June.
- Chino Basin Watermaster will remove 4.2% for evaporation losses in June from delivered supplemental water sources (imported water and recycled water).
- Considering evaporation losses, total recharge for the month is preliminarily estimated at 1,461 acre-feet.

Human Resources

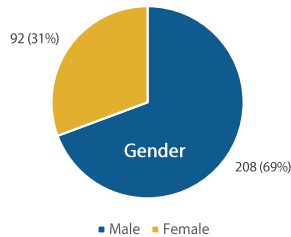
Pulse of the Organization



■ Full Time ■ Limited Term ■ Intern ■ Contract



■ Undeclared ■ White ■ Black ■ Hispanic ■ Asian ■ American Indian



■ Male ■ Female

COVID-19 Response:
Management team and key staff members continue to meet regularly to discuss Agency impacts from COVID-19.



[Bid & Award Look Ahead Schedule](#)
[Active Capital Improvement Project Status](#)
[Emergency Projects](#)

Agency Highlights

- The MWD Board unanimously approved grant funding of \$987,485 for an infrastructure improvement project for the design and construction of upgrades to the existing Montclair Basin (Basin) located in the city of Montclair. The Project is designed to potentially increase the diversion and volume for groundwater recharge of stormwater, dry weather runoff and imported water into the Chino Groundwater Basin by a total of 152 AFY.
- At the June 7 MWD Water Planning & Stewardship Committee meeting, MWD staff (Brandon Goshi) outlined IEUA's Chino Basin Program and MWD's support to date.
- With a majority vote of 50.4%, Mr. Adel Hagekhalil was established as MWD's new General Manager last night with a vote to approve his employment contract. Mr. Hagekhalil is a registered civil engineer and a Board Certified Environmental Engineer who has worked for 32 years in water, environmental and infrastructure management as an executive with Los Angeles' sanitation department and then with its street services department.
- On June 11, Governor Gavin Newsom released his plan to fully reopen California on June 15 (yesterday). In this plan, he included his planned timeline to lift the pandemic Executive Orders. Under the Governor's new Executive Order, portions of the original Executive Order which provided flexibility to Brown Act requirements will be rescinded on September 30.
- Earlier this year, IEUA won the "Best Use of Social Media Award" for the Santa Ana River Basin Section of the California Water Environment Association (CWEA) for the "No Wipes Down the Pipes" campaign. IEUA was informed in June that we won First Place Overall for the Community Engagement & Outreach category for Best Use of Social Media for 2020. This award recognizes achievements in promoting awareness and understanding of water quality issues through social media campaigns.
- The IEUA Board of Directors adopted the Agency's 2020 Urban Water Management Plan (UWMP) on June 16. The plan, required every five years by the California Water Code, supports long-term water resource planning to meet existing and future water needs. The UWMP also includes a Water Shortage Contingency Plan that outlines water shortage response actions in various drought conditions.
- The monthly General Managers meeting took place on June 21. The group discussed the Chino Basin Program/Water Storage Infrastructure Program, MWD updates, drought communication, and the MEU rate.
- The IERCF sold its 3 millionth cubic yard of compost on June 30. The product was loaded onto a truck occupied by John Anderson, long-time IEUA Director and founding President of the Inland Empire Regional Composting Authority Board of Directors.
- On July 8, Governor Gavin Newsom called on Californians to cut water use by 15% and expanded his drought emergency declaration by adding nine more counties to the list of those covered by his emergency declaration that was announced two months ago.

Grants

Financial Update

LOW-INTEREST LOAN APPLICATIONS IN PROCESS

\$7.9M

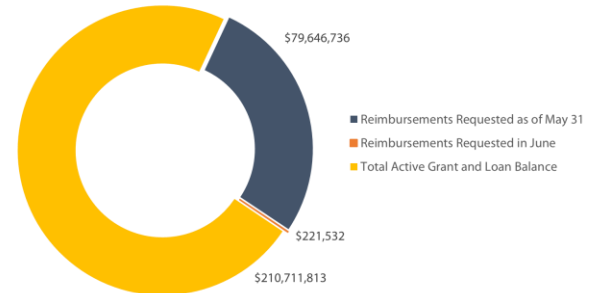
State Water Resources Control Board – Clean Water State Revolving Fund (CWSRF) Program – Carbon Canyon Water Reclamation Facility Process Improvements

\$9.4M

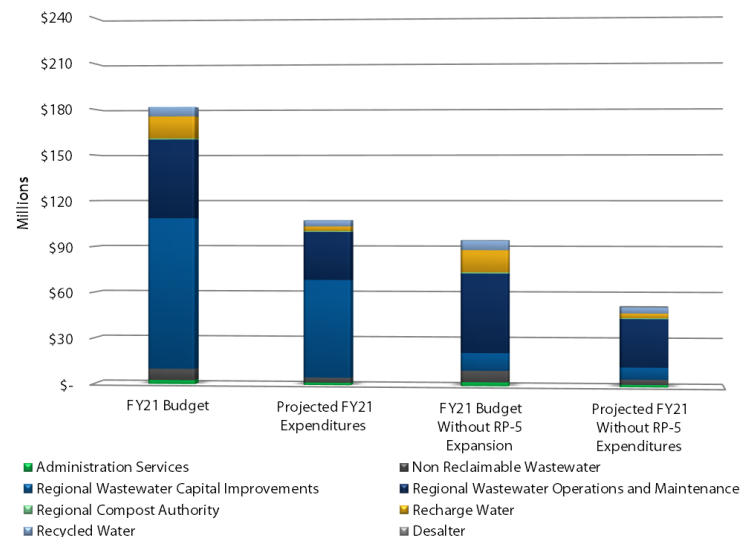
State Water Resources Control Board – CWSRF Program – Philadelphia Force Main Improvements

\$55.2M

State Water Resources Control Board – CWSRF Program – RP-1 Solids Thickening

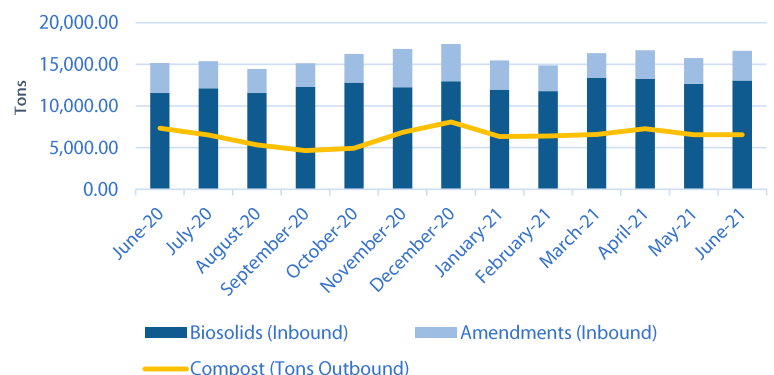


Engineering & Construction Management FY 20/21 Budget Status Update



Biosolids/Compost

IERCF Inbound & Outbound

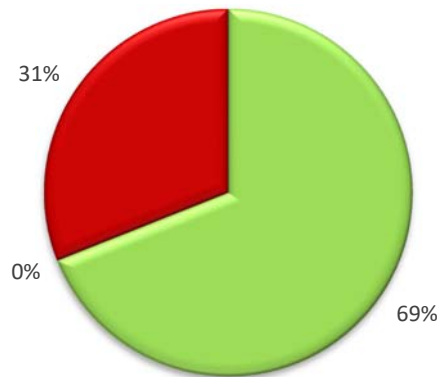


Bid and Award Look Ahead Schedule

Bid and Award Look Ahead Schedule			
	Project Name	Projected Bid Opening Date	Projected Bid Award Date
	Sep-21		
1	PA17006.03 RP-1 Aeration Membrane Replacement	7/20/2021	9/15/2021
	Oct-21		
2	RW15003.03 Montclair Basin Improvements	9/8/2021	10/20/2021
	Nov-21		
3	EN20064.00 NSNT Sewer Siphon Replacement	10/31/2021	11/17/2021
	Dec-21		
4	EN21042.00 RP-1 East Influent Gate Replacement	11/20/2021	12/15/2021
	Jan-22		
5	EN11039.00 RP-1 Disinfection Pump Improvements	11/16/2021	1/19/2022
6	EN20040.00 HQ Driveway Improvements	12/1/2021	1/19/2022
	May-22		
7	EN0000000066 Preserve Lift Station Improvements	4/7/2022	5/18/2022
	Jun-22		
8	EN15002.00 1158 Reservoir Site Cleanup	5/11/2022	6/15/2022
	Jul-22		
9	EN23002.00 Philadelphia Lift Station Force Main Improvements	6/8/2022	7/20/2022
10	EN17006.00 CCWRF Asset Management and Improvements	6/8/2022	7/20/2022

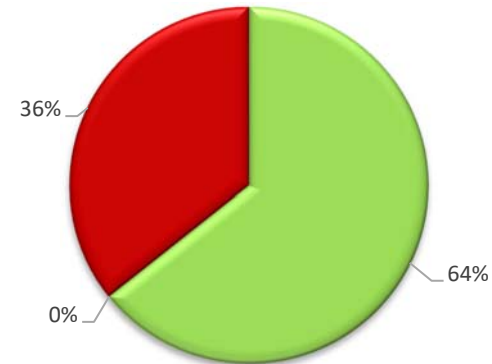
Active Capital Improvement Project Status

Design Schedule Performance



■ On-Time
 ■ Recovery in Progress
 ■ Behind Schedule

Construction Schedule Performance



■ On-Time
 ■ Recovery in Progress
 ■ Behind Schedule

Agency-Wide

No.	Project ID	Project Title	Total Expenditures thru 6/30 (\$)	Total Project Budget (\$)	Project Schedule Performance	Status	Schedule Recovery Plan
1	PA20003.00	Agency Wide Paving	91,329	640,000	On-Time	Design	
2	EN21036.01	CB-11 Turnout Cabinet Repairs	10,282	100,000	On-Time	Project Evaluation	
3	EN20034.03	Solids Handling Facility Evaluation	217,116	228,865	Behind Schedule	Consultant Contract Award	The evaluation will be presented to the Board in July and will be finalized after inclusion of their comments.
4	EN19023.00	Asset Management Planning Document	473,753	750,000	On-Time	Pre-Design	
5	EN19024.00	Regional System Asset Management (Assessment Only)	912,250	2,800,000	On-Time	Pre-Design	
6	EN19051.00	RW Hydraulic Modeling	87,404	225,282	On-Time	Design	
7	FM21005.01	Agency Wide Roofing Phase IV	45,108	1,500,000	Behind Schedule	Design	The planned project's milestones were adjusted to ensure available funding based on the TYCIP.
8	EN20008.00	HQ Parking Lot	51,179	440,000	On-Time	Design	
9	EN20040.00	HQ Driveway Improvements	119,576	300,000	On-Time	Design	
10	EN19030.00	WC Asset Management (Assessment Only)	63,747	130,000	On-Time	Construction	
Sub Total			2,071,745	7,114,147			

Carbon Canyon

No.	Project ID	Project Title	Total Expenditures thru 6/30 (\$)	Total Project Budget (\$)	Project Schedule Performance	Status	Schedule Recovery Plan
11	EN17006.00	CCWRF Asset Management and Improvements	3,618,169	26,803,299	On-Time	Design	
12	EN21034.02	CCWRF Primary Influent Wetwell Condition Assessment	21,239	20,500	On-Time	Project Evaluation	
13	EN21034.03	RP-4 12kV Breaker Repair and PM	228	50,000	On-Time	Project Evaluation	
		<i>Sub Total</i>	<i>3,639,635</i>	<i>26,873,799</i>			

Chino Desalter Authority (CDA)

No.	Project ID	Project Title	Total Expenditures thru 6/30 (\$)	Total Project Budget (\$)	Project Schedule Performance	Status	Schedule Recovery Plan
14	EN16021.00	TCE Plume Cleanup	29,119,666	26,200,000	Behind Schedule	Construction	The project had to address additional regulatory requirements which resulted in additional scope, cost, and extended schedule. Also, ongoing construction activities were impacted by COVID-19 through shipments delays on equipment and materials, and temporary halts on construction due to infected contractor staff. The project received regulatory approval on these delays.
		<i>Sub Total</i>	<i>29,119,666</i>	<i>26,200,000</i>			

Collections

No.	Project ID	Project Title	Total Expenditures thru 6/30 (\$)	Total Project Budget (\$)	Project Schedule Performance	Status	Schedule Recovery Plan
15	EN0000000066	Preserve Lift Station Improvements	37,096	-	Behind Schedule	Pre-Design	The RFP required approval by City of Chino before being sent out. Additionally, the RFP was extended due to more time needed for responses and a consultant dropping out, as the City of Chino required three proposals. A design consultant has been selected. It is expected that lost time will be recovered during design and construction.
16	EN21058.00	Regional Sewer-Hydraulic Modeling	17,100	70,000	On-Time	Pre-Design	
17	EN20064.00	NSNT Odor Complaints Mitigation	291,456	500,000	On-Time	Design	
18	EN23002.00	Philadelphia Lift Station Force Main Improvements	1,083,250	18,258,000	Behind Schedule	Design	During the review of the 85% design drawings, the City of Ontario requested a different alignment for the project due to conflicts with future utilities. IEUA is evaluating the constructability and cost impacts of these changes and is working with the City to approve an alignment that will meet the project's needs and avoid conflicts. The project will be re-baselined at construction contract award.
19	EN19027.00	NRW Pipeline Relining Along Cucamonga Creek	288,448	2,395,000	On-Time	Construction	
20	EN20056.00	RSS Haven Avenue Repairs	363,129	5,850,000	On-Time	Construction	
21	EN21014.00	NRWS Manhole Upgrades FY 20/21	115,413	180,000	On-Time	Construction	
22	EN21015.00	Collection System Upgrades FY 20/21	309,088	500,000	On-Time	Construction	
23	EN19025.00	Regional Force Main Improvements	1,455,810	4,800,000	Behind Schedule	Construction	Construction has been delayed due to interference with existing utilities and revised traffic control requirements. The contractor has agreed to a non-compensable time extension. No recovery is possible.
24	EN19028.00	NRW Manhole and Pipeline Condition Assessment	267,861	915,000	On-Time	Construction	
25	EN22002.00	NRW East End Flowmeter Replacement	2,315,681	3,600,000	Behind Schedule	Construction	The Contractor has been issued two change orders with time extensions. Delays were caused by the relocation of an unknown SoCalGas pipeline and COVID-19 impacts to the delivery of the ABB Flow Meter. The new contract completion date is 9/28/2021.
		<i>Sub Total</i>	<i>6,544,333</i>	<i>37,068,000</i>			

Groundwater Recharge

No.	Project ID	Project Title	Total Expenditures thru 6/30 (\$)	Total Project Budget (\$)	Project Schedule Performance	Status	Schedule Recovery Plan
26	EN21051.00	Ely Monitoring Well	58,488	585,000	On-Time	Pre-Design	
27	RW15003.03	Montclair Basin Improvements	292,420	1,788,100	Behind Schedule	Design	The project is still waiting on the final 401 permit with the state. Bid and award will begin in late July or August. The project schedule will be re-baselined after the construction contract award.

Groundwater Recharge (Cont.)

No.	Project ID	Project Title	Total Expenditures thru 6/30 (\$)	Total Project Budget (\$)	Project Schedule Performance	Status	Schedule Recovery Plan
28	RW15003.06	Wineville/Jurupa/Force Main Improvements	1,371,181	14,517,842	Behind Schedule	Construction	The project was awarded to MNR. The project will be re-baselined after confirming the project timeline with MNR.
29	RW15004.00	Lower Day Basin Improvements	3,627,161	4,008,000	Behind Schedule	Construction	The project had unforeseen COVID-19 delays due to Southern California Edison not completing its electrical connection for the project. Due to Covid-19, Southern California Edison (SCE) needed more time to prepare its utility layout for the new power connections. Recovery plan is to mitigate extended delays by working with the contractor to provide portable power as a mean to complete the project without SCE.
30	EN21057.00	Recharge Basin Clean-up of Illegally Dumped Materials	363	245,538	N/A	Not Started	
Sub Total			5,349,612	21,144,480			

Headquarters

No.	Project ID	Project Title	Total Expenditures thru 6/30 (\$)	Total Project Budget (\$)	Project Schedule Performance	Status	Schedule Recovery Plan
31	EN21049.00	Main HDQ Improvements Office Addition	33,120	110,000	On-Time	Design	
Sub Total			33,120	110,000			

IERCF

No.	Project ID	Project Title	Total Expenditures thru 6/30 (\$)	Total Project Budget (\$)	Project Schedule Performance	Status	Schedule Recovery Plan
None at this time			0	0			
Sub Total			-	-			

Regional Water Recycling Plant No. 1 (RP-1)

No.	Project ID	Project Title	Total Expenditures thru 6/30 (\$)	Total Project Budget (\$)	Project Schedule Performance	Status	Schedule Recovery Plan
32	PA17006.03	Agency-Wide Aeration (Budget is in PA17006)	32,433	2,956,605	Behind Schedule	Project Evaluation	Additional time was required to receive the final quote from the panel manufacturer which resulted in the project being behind schedule. The project will be re-baselined at the start of construction.
33	EN21042.00	RP-1 East Influent Gate Replacement	16,353	450,000	On-Time	Design	
34	EN13016.05	SCADA Enterprise System - (Regional Water Recycling Plant No. 1)	2,380,563	7,091,113	Behind Schedule	Pre-Design	The project is behind schedule because the RP-4 SCADA migration was re-sequenced and completed before RP-1. The project will be re-baselined once the construction contract is awarded for RP-1. The project is being expedited as much as possible. Schedule recovery is not possible.
35	EN21053.00	RP-1 Old Effluent Structure Rehabilitation	62,788	630,000	On-Time	Pre-Design	
36	EN21044.00	RP-1 Dewatering Centrate and Drainage Valves (MOV)	89,147	320,000	On-Time	Construction	
37	EN19043.00	RP-1 Centrifuge Foul Air Line	289,829	445,000	On-Time	Construction	
38	EN20041.00	RP-1 TP-1 Bleach Mixing Repairs	219,068	680,000	Behind Schedule	Construction	Schedule delays were caused by extensive field investigations and coordination with Operations staff to ensure proper interface with the existing electrical and control systems. This came during the chemical metering pumps skid submittal review and approval process a non-compensable time extension was processed to address the schedule delay. Recovery is not possible.
39	EN20065.00	RP-1 Solids Hot Water Loop Valves	931,900	1,560,000	Behind Schedule	Construction	The project has unforeseen delays in procurement of the new pipeline. Additional days have been added to contract to account for those delays. Currently no recovery is possible, but the project is moving quickly now that materials are on site.
40	EN17082.00	Mechanical Restoration and Upgrades	8,459,489	10,146,000	Behind Schedule	Construction	The project is behind schedule due to COVID-19 delaying pump manufacturing. The construction contract will be extended 47 calendar days. The project is being expedited as much as possible. Schedule recovery is not possible.
41	EN18006.00	RP-1 Flare Improvements	3,832,238	7,650,000	Behind Schedule	Construction	The original project completion date will be extended by about 3-4 months due to a conflict with existing utilities and electrical duct banks. The original design will be updated to reflect actual field conditions. A non-compensable time extension will be processed to reflect the revised schedule. Schedule recovery is not possible.

Regional Water Recycling Plant No. 1 (RP-1) (Cont.)

No.	Project ID	Project Title	Total Expenditures thru 6/30 (\$)	Total Project Budget (\$)	Project Schedule Performance	Status	Schedule Recovery Plan
42	EN17042.00	Digester 6 and 7 Roof Repairs	5,016,426	6,731,000	Behind Schedule	Construction	Multiple construction delays, including the loss of the coatings sub-contractor, have placed the project behind schedule and recovery is not possible. A non-compensable time extension change order has been prepared for this purpose. Digester 6 repairs have been completed and startup is near completion. Digester 7 activities will follow.
43	EN14042.00	1158 RWPS Upgrades	6,920,378	7,525,000	On-Time	Project Acceptance	
44	EN19009.00	RP-1 Energy Recovery	-	4,425,000	N/A	Not Started	
		<i>Sub Total</i>	<i>28,250,612</i>	<i>50,609,718</i>			

Regional Water Recycling Plant No. 2 (RP-2)

No.	Project ID	Project Title	Total Expenditures thru 6/30 (\$)	Total Project Budget (\$)	Project Schedule Performance	Status	Schedule Recovery Plan
45		None at this time	-	-	#N/A		
		<i>Sub Total</i>	<i>-</i>	<i>-</i>			

Regional Water Recycling Plant No. 4 (RP-4)

No.	Project ID	Project Title	Total Expenditures thru 6/30 (\$)	Total Project Budget (\$)	Project Schedule Performance	Status	Schedule Recovery Plan
46	EN21041.00	RP-4 Contact Basin Cover & Wet Well Passive Overflow Replacement	82,573	3,920,000	On-Time	Pre-Design	
47	EN17043.00	RP4 Primary Clarifier Rehab	3,945,063	7,681,542	On-Time	Construction	
48	EN17110.00	RP-4 Process Improvements	7,901,305	10,680,691	On-Time	Construction	
49	EN17110.03	RP-4 Aeration Basin Wall Repair	2,291,049	5,052,448	On-Time	Construction	
50	EN21060.00	RP-4 Energy Meters	21,683	50,000	Behind Schedule	Construction	Implementation of new communication protocols for the meters/relays into the PlantPAx system is causing project delays. In-house Integration will be completed by September. Completion is being expedited as much as possible; however, schedule recovery is not possible.
51	EN19010.00	RP-4 Influent Screen Replacement	2,216,580	3,040,000	On-Time	Project Acceptance	
		<i>Sub Total</i>	<i>16,458,254</i>	<i>30,424,681</i>			

Regional Water Recycling Plant No. 5 (RP-5)

No.	Project ID	Project Title	Total Expenditures thru 6/30 (\$)	Total Project Budget (\$)	Project Schedule Performance	Status	Schedule Recovery Plan
52	EN21047.00	RP-5 Bar Screen Inlet Gate Actuators Replacement	2,778	370,000	On-Time	Project Evaluation	
53	EN19001.00	RP-5 Expansion to 30 mgd	43,021,505	175,000,000	On-Time	Construction	
54	EN19006.00	RP-5 Biosolids Facility	42,184,848	165,400,000	On-Time	Construction	
		<i>Sub Total</i>	<i>85,209,131</i>	<i>340,770,000</i>			

Recycled Water

No.	Project ID	Project Title	Total Expenditures thru 6/30 (\$)	Total Project Budget (\$)	Project Schedule Performance	Status	Schedule Recovery Plan
55	EN15002.00	1158 Reservoir Site Cleanup	142,099	1,215,000	Behind Schedule	Project Evaluation	The work plan approval from the Department of Toxic Substances Control (DTSC) has taken much longer than anticipated thus the delay. The project will be re-baselined upon approval from DTCS when the overall scope has been defined.
56	EN21045.00	Montclair Force Main Improvements	89,813	6,800,000	On-Time	Pre-Design	
57	EN21050.00	8th Street RW Turnout Connection to the 1630 W Pipeline	59,442	835,000	On-Time	Pre-Design	
58	EN17041.00	Orchard Recycled Water Turnout Improvements	253,848	477,000	On-Time	Construction	

Recycled Water (Cont.)

No.	Project ID	Project Title	Total Expenditures thru 6/30 (\$)	Total Project Budget (\$)	Project Schedule Performance	Status	Schedule Recovery Plan
59	EN22004.00	1158 East Reservoir Re-coating/painting and Upgrades	1,704,515	1,750,000	On-Time	Project Acceptance	
60	EN14042.00	1158 RWPS Upgrades	6,920,378	7,525,000	On-Time	Project Acceptance	
		Sub Total	9,170,096	18,602,000			
		Overall Totals	185,846,204	558,916,825			

Emergency Projects

FY20/21 Emergency Projects									
	Project ID	Contractor	Task Order Description (Details of Circumstance and Cause of the Emergency)	Location	TO #	Original Not-to-Exceed /Estimate	Actual Cost thru 6/29	Date of Award	Status
CCWRF									
1	EN21019.02	SCW Contracting Corp	Sewer Line Repair Crossing Apartment Complex Chino	CCWRF	TO-0001	41,598	46,198	8/5/2020	Closed
					<i>Sub Totals</i>	41,598			
Recycled Water System									
2	EN21017.01	Norstar Plumbing	San Antonio Channel Segment B Pipeline	RW System	TO-0001	34,000	41,149	8/13/2020	Completed
3	EN21017.02	Norstar Plumbing	Prado Dechlor Leak	RW System	TO-0002	7,900	50,614	10/27/2020	Completed
4	EN21017.03	Norstar Plumbing	4TH Street RW Air Relief Valve	RW System	TO-0003	14,200	20,394	2/2/2021	Completed
5	EN21017.05	Norstar Plumbing	8TH STREET RW AIR RELIEF VALVE	RW System	TO-0005	17,400	20,676	3/8/2021	Completed
					<i>Sub Totals</i>	73,500	132,833		
RP-1									
6	EN21019.03	W.A. Rasic Contracting	RP-1 Dual Line Hot Water Loop Repair	RP-1	TO-0026	90,765	105,449	8/12/2020	Closed
7	EN21019.04	Mike Bubalo Construction	RP-1 2-inch Utility Water Leak	RP-1	TO-0003	15,850	9,274	2/13/2021	Completed
8	EN21017.08	General Engineering	RP-1 Digester 3 & 4 Utility Water Leak	RP-1	TO-0002	11,954	385	6/14/2021	Active
					<i>Sub Totals</i>	118,569	115,109		
RP-2									
9	EN21019.01	Ferreira Construction	RP-2 Drain line replacement	RP-2	TO-0008	29,050	32,112	7/8/2020	Closed
10	EN21017.04	Norstar Plumbing	RP-2 4" RW Water Leak	RP-2	TO-0004	12,700	7,054	3/4/2021	Completed
					<i>Sub Totals</i>	41,750	39,166		
RP-4									
11	EN21017.06	WA Rasic	RP-4 3-inch Utility Water Leak	RP-4	TO-0027	12,000	9,378	3/29/2021	Completed
					<i>Sub Totals</i>	12,000	9,378		
					<i>Grand Total</i>	287,417	296,486		

June Emergency Project(s)						
Contractor	Task Order Description	Details of the Circumstances/Cause of Emergency	Scope of Repair	Location	Date of Call Out	Not-to-Exceed /Estimate
General Engineering	RP-1 Digester 3 & 4 Utility Water Leak	There was a utility leak surfacing through a joint in the concrete between Digester 3 & 4. The leak became greater as time progressed. Affected equipment included the Digester 3 & 4 sludge recirculation pumps seal water & j-tubes.	Repair 2" recycled water line and repair the nearby gate valve and replace with new ball valve	RP-1	6/14/2021	11,954