



**FINANCE AND ADMINISTRATION  
COMMITTEE MEETING  
OF THE BOARD OF DIRECTORS  
INLAND EMPIRE UTILITIES AGENCY\***

**WEDNESDAY, AUGUST 12, 2020  
10:30 A.M.**

**INLAND EMPIRE UTILITIES AGENCY\*  
VIEW THE MEETING LIVE ONLINE AT IEUA.ORG  
TELEPHONE ACCESS: (415) 856-9169 / Conf Code: 822 431 451#**

PURSUANT TO THE PROVISIONS OF EXECUTIVE ORDER N-25-20 ISSUED BY GOVERNOR GAVIN NEWSOM ON MARCH 12, 2020, AND EXECUTIVE ORDER N-29-20 ISSUED BY GOVERNOR GAVIN NEWSOM ON MARCH 17, 2020 AND IN AN EFFORT TO PROTECT PUBLIC HEALTH AND PREVENT THE SPREAD OF COVID-19, THERE WILL NO PUBLIC LOCATION FOR ATTENDING IN PERSON.

The public may participate and provide public comment during the meeting by dialing into the number provided above. Alternatively, you may email your public comments to the Interim Board Secretary/Office Manager Laura Mantilla at [lmantilla@ieua.org](mailto:lmantilla@ieua.org) no later than 24 hours prior to the scheduled meeting time. Your comments will then be read into the record during the meeting.

**CALL TO ORDER**

**PUBLIC COMMENT**

Members of the public may address the Board on any item that is within the jurisdiction of the Board; however, no action may be taken on any item not appearing on the agenda unless the action is otherwise authorized by Subdivision (b) of Section 54954.2 of the Government Code. Those persons wishing to address the Board on any matter, whether or not it appears on the agenda, are requested to email the Board Secretary no later than 24 hours prior to the scheduled meeting time or address the Board during the public comments section of the meeting. Comments will be limited to three minutes per speaker. Thank you.

**ADDITIONS TO THE AGENDA**

In accordance with Section 54954.2 of the Government Code (Brown Act), additions to the agenda require two-thirds vote of the legislative body, or, if less than two-thirds of the members are present, a unanimous vote of those members present, that there is a need to take immediate action and that the need for action came to the attention of the local agency subsequent to the agenda being posted.

1. **PRESENTATION**

A. **PFM INVESTMENT PERFORMANCE REVIEW FOR PERIOD ENDED JUNE 30, 2020**

2. **CONSENT ITEMS**

A. **MINUTES**

The Committee will be asked to approve the Finance and Administration Committee meeting minutes of July 8, 2020.

B. **REPORT ON GENERAL DISBURSEMENTS**

Staff recommends that the Committee/Board approve the total disbursements for the month of June 2020, in the amount of \$17,263,096.88.

C. **RP-5 EXPANSION CONTRACT AND LABOR COMPLIANCE SERVICES CONSULTANT CONTRACT AWARD**

Staff recommends that the Committee/Board:

1. Award a contract and labor compliance service consultant contract for the RP-5 Expansion, Project Nos. EN19001 and EN19006, to Casamar Group for the not-to-exceed amount of \$710,462.52; and
2. Authorize the General Manager to execute the contract, subject to non-substantive changes.

3. **INFORMATION ITEM**

**RECEIVE AND FILE INFORMATION ITEM**

A. **TREASURER'S REPORT OF FINANCIAL AFFAIRS (WRITTEN/ POWERPOINT)**

4. **GENERAL MANAGER'S COMMENTS**


5. **COMMITTEE MEMBER COMMENTS**

6. **COMMITTEE MEMBER REQUESTED FUTURE AGENDA ITEMS**

7. **ADJOURN**



In compliance with the Americans with Disabilities Act, if you need special assistance to participate in this meeting, please contact the Interim Board Secretary (909-993-1944), 48 hours prior to the scheduled meeting so that the Agency can make reasonable arrangements.

Proofed by: 

**DECLARATION OF POSTING**

I, Laura Mantilla, Interim Board Secretary/Office Manager of the Inland Empire Utilities Agency, A Municipal Water District, hereby certify that a copy of the agenda has been posted by 5:30 p.m. in the foyer at the Agency's main office, 6075 Kimball Ave., Building A, Chino, CA on Thursday, August 6, 2020.



Laura Mantilla

# PRESENTATION

## 1A



# Inland Empire Utilities Agency

## Investment Performance Review

**For the Period Ended June 30, 2020**

**Sarah Meacham, Managing Director**

---

PFM Asset  
Management LLC

---

601 S. Figueroa  
Suite 4500  
Los Angeles, CA 90017

---

T: (213) 489-4075



# COVID-19 Impact Update

## Health Pandemic

- Confirmed cases exceed 10 million worldwide
- U.S. is leading the world with roughly 25% of cases and deaths
- Recent surge in new U.S. case numbers threatens economic reopening



## Effects on the Economy

- Significant negative impact of lockdowns apparent in first and second quarter economic data
- Early signs of rebound have appeared as some states start to reopen

**Limited  
Capacity**

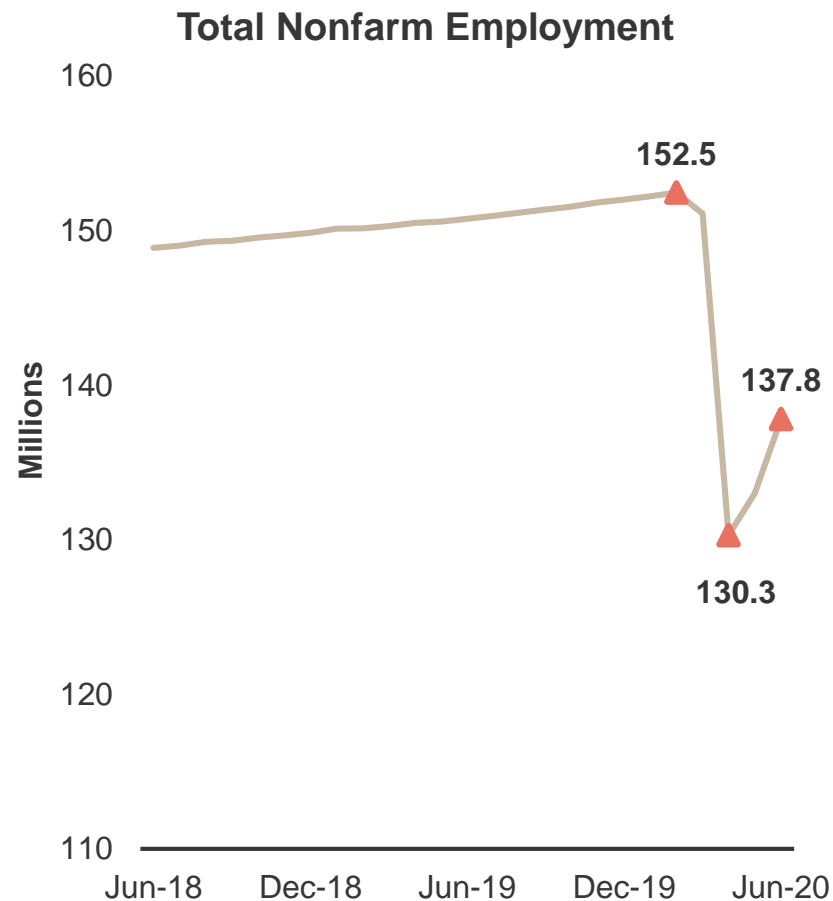
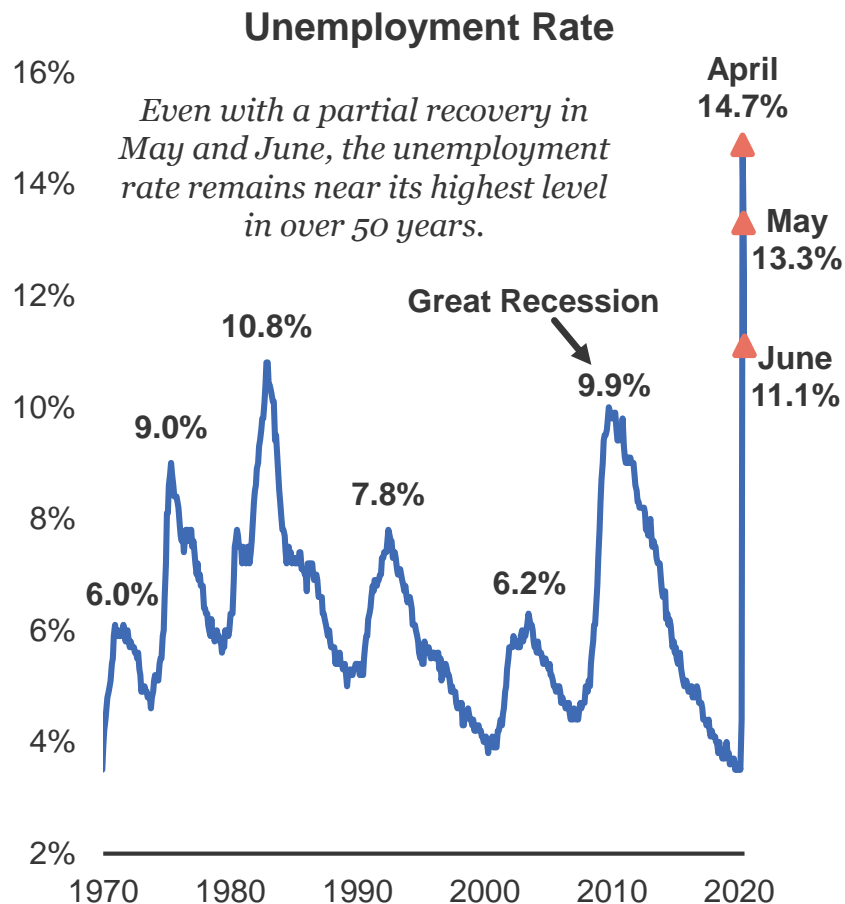
## Effects on the Financial Markets

- Yields remain very low and are not expected to move meaningfully over the near term
- Fed support stabilized the bond market and returned liquidity
- Equity markets substantially recovered in second quarter





## Labor Market Struggling; Early Signs of Recovery Present

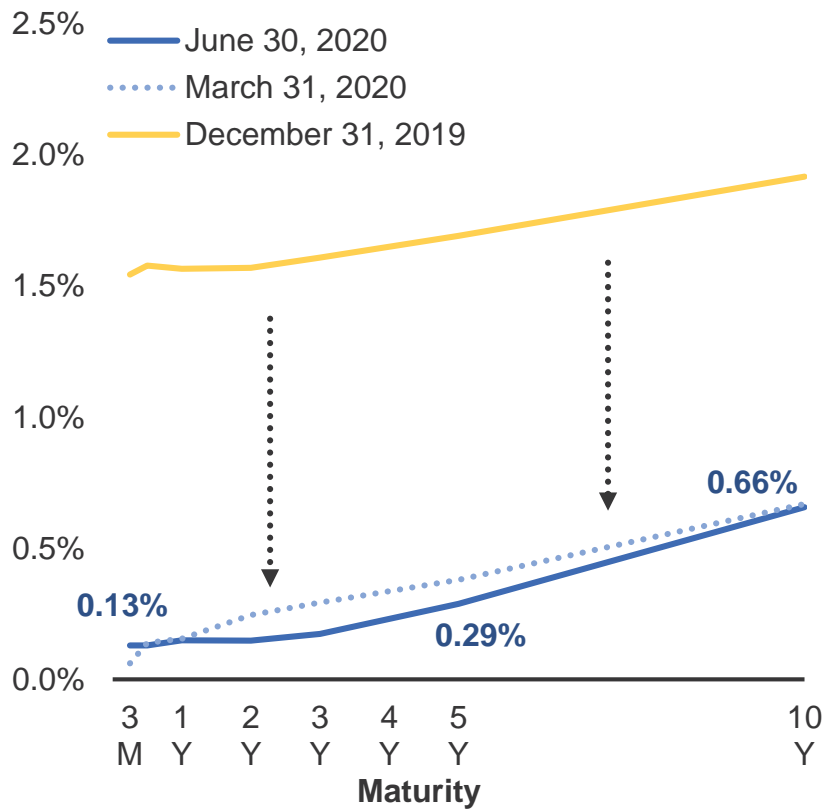


Source: Bloomberg, as of 6/30/2020. Data is seasonally adjusted.

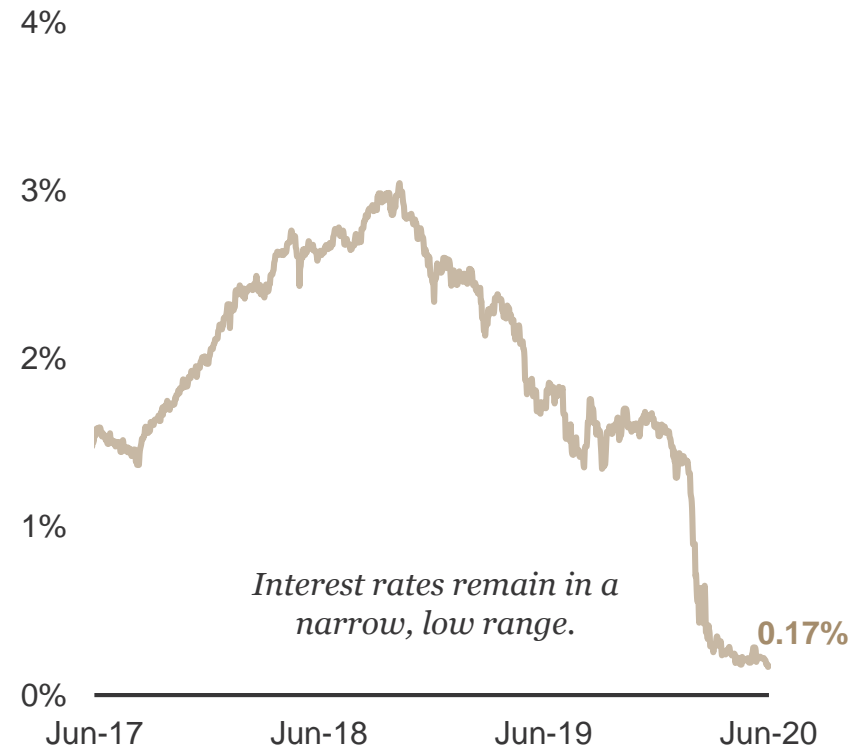


## Interest Rates Traded in a Narrow Range During the Second Quarter

### U.S. Treasury Yield Curve



### 3-Year Treasury Yield



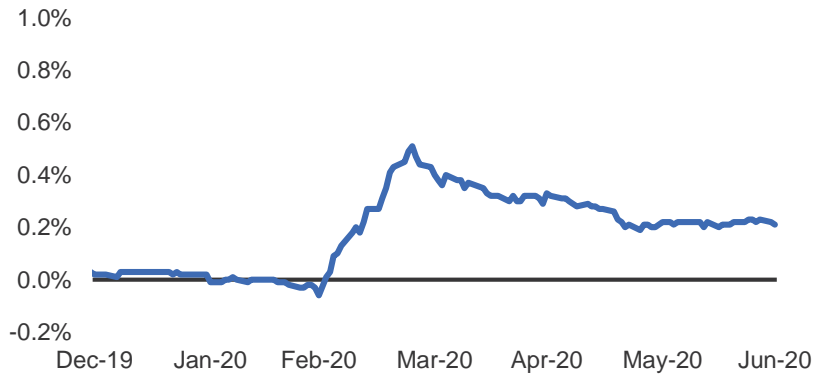
Source: Bloomberg, as of 6/30/2020.



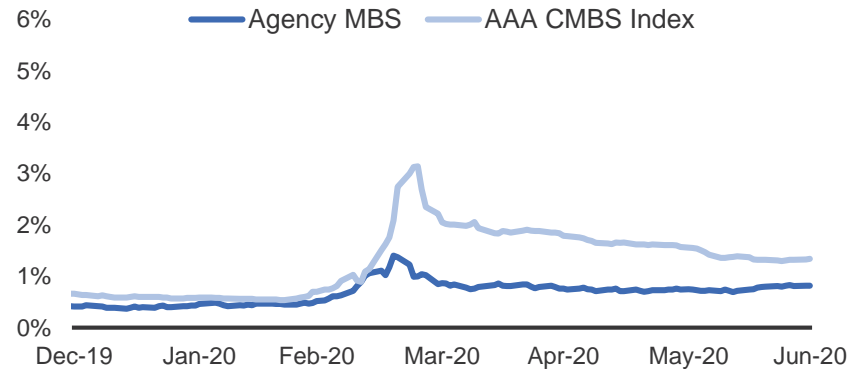
# Sector Spreads Tightened Significantly, Moving Toward Pre-COVID Levels

## 1-5 Year Indices

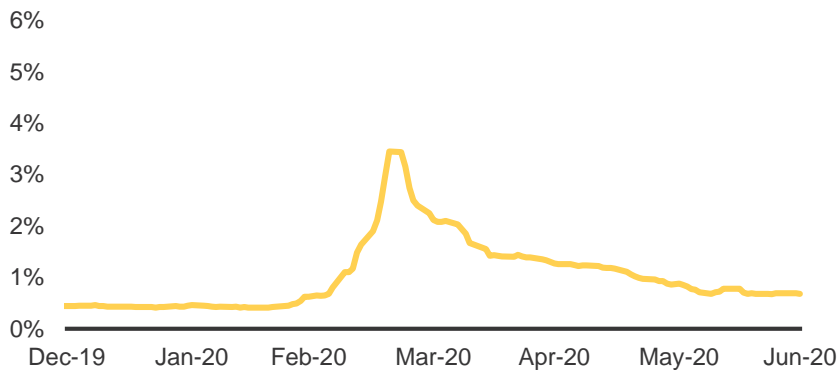
### Federal Agency Yield Spreads



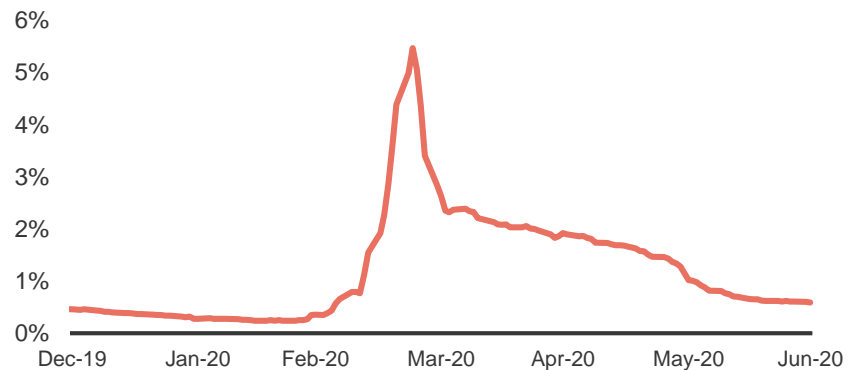
### Mortgage-Backed Securities Yield Spreads



### Corporate Notes A-AAA Yield Spreads



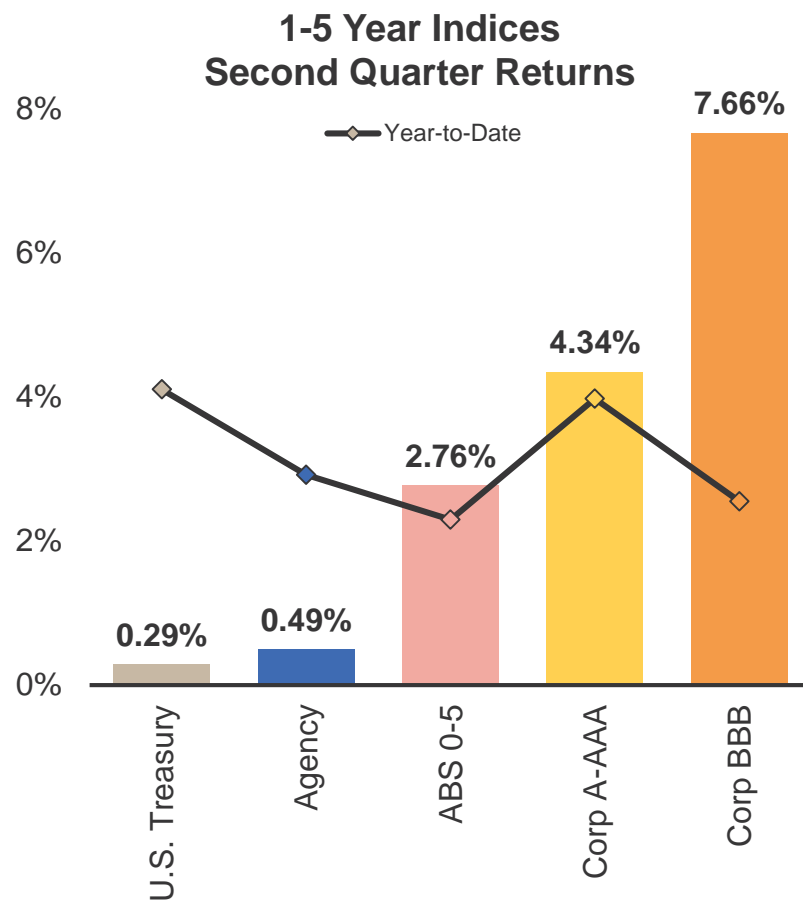
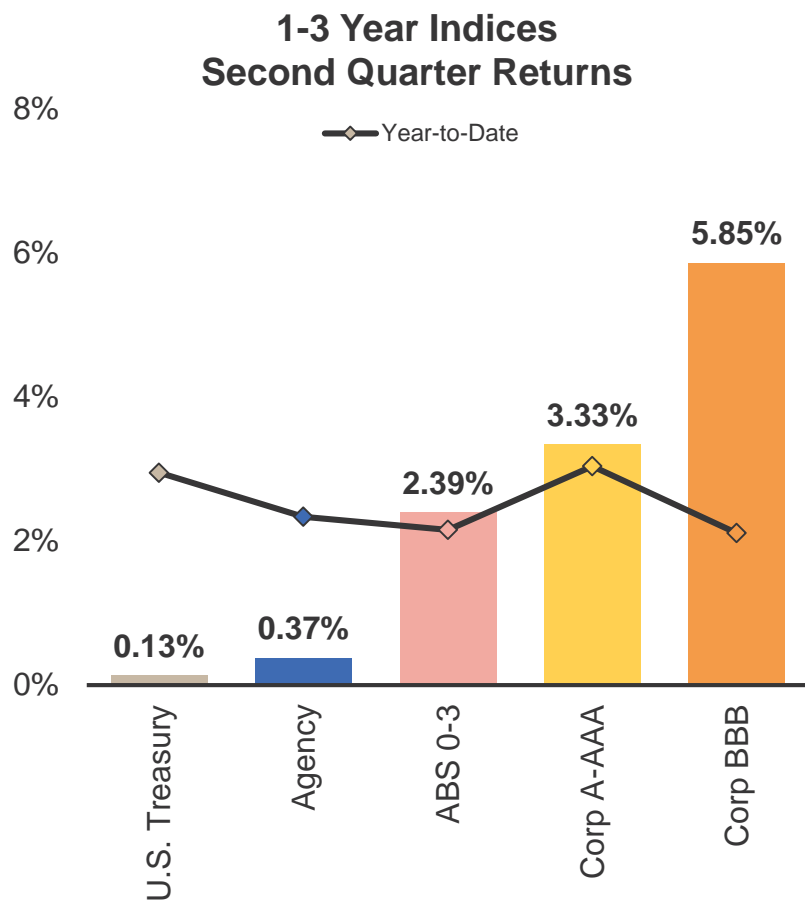
### Asset-Backed Securities Yield Spreads



Source: ICE BofAML 1-5 year Indices via Bloomberg, MarketAxess, and PFM, as of 6/30/2020. Spreads on ABS and MBS are option-adjusted spreads of 0-5 year indices based on weighted average life; spreads on agencies are relative to comparable-maturity Treasuries. CMBS is Commercial Mortgage-Backed Securities.



## Credit Outperforms in Second Quarter Due to Massive Spread Tightening

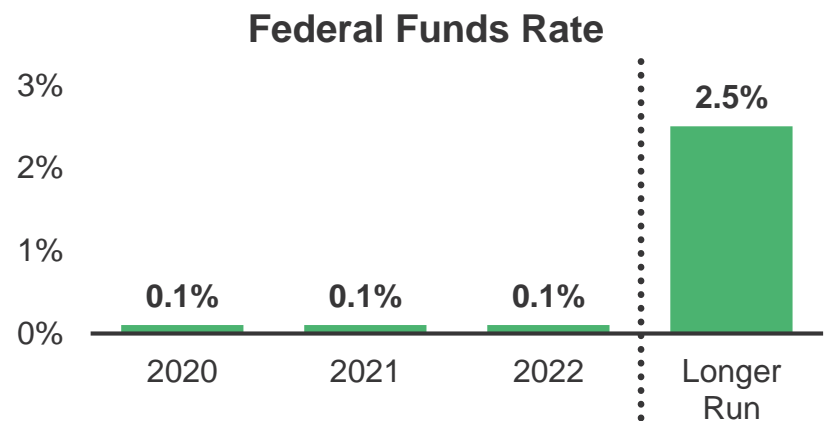
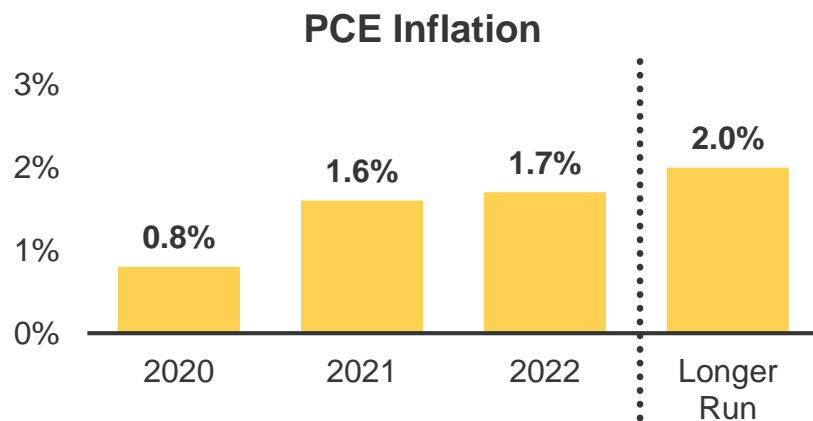
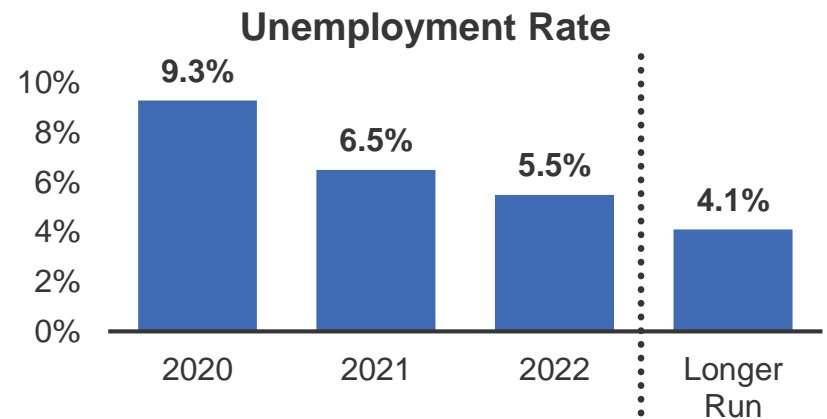
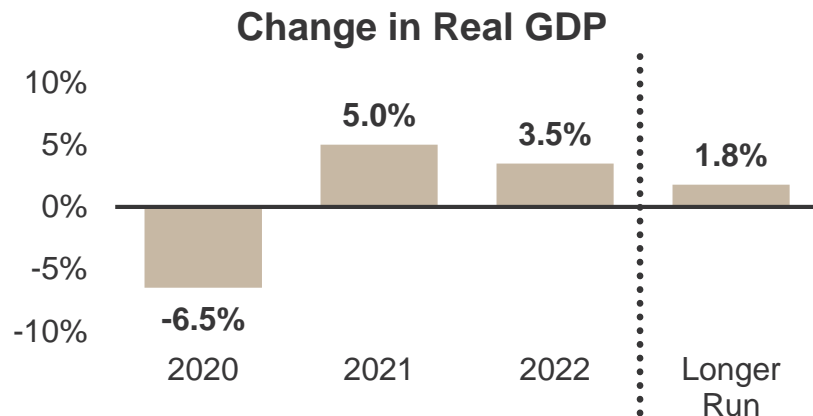


Source: Bloomberg, as of 6/30/2020





## Fed's June Economic Projections Indicate Long Recovery Ahead



Source: Federal Reserve, economic projections as of June 2020.



## Managed Portfolio Sector Allocation and Compliance

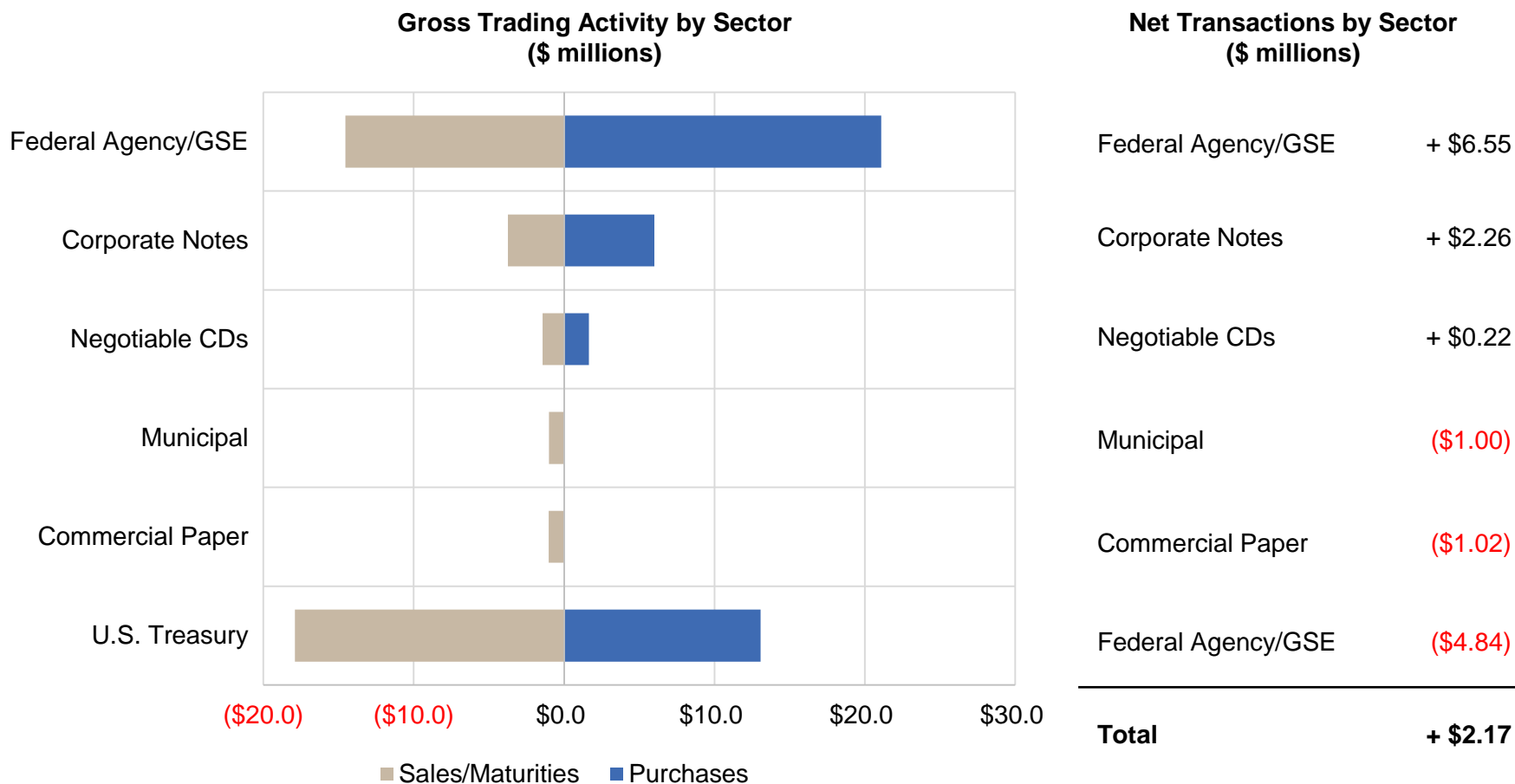
- The portfolio is in compliance with IEUA's Investment Policy and the California Government Code.

| <u>Security Type</u>      | <u>Market Value as of June 30, 2020</u> | <u>% of Portfolio</u> | <u>% Change Since June 30, 2019</u> | <u>Permitted by Policy</u> | <u>In Compliance</u> |
|---------------------------|---|-----------------------|-------------------------------------|----------------------------|----------------------|
| U.S. Treasury             | \$44,306,224                            | 45.0%                 | -5.7%                               | 100%                       | ✓                    |
| Federal Agency            | \$31,831,868                            | 32.3%                 | 5.9%                                | 100%                       | ✓                    |
| Municipal Obligations     | \$0                                     | 0.0%                  | -1.1%                               | 100%                       | ✓                    |
| Corporate Notes           | \$18,221,945                            | 18.5%                 | 2.0%                                | 30%                        | ✓                    |
| Negotiable CDs            | \$4,166,380                             | 4.2%                  | -                                   | 30%                        | ✓                    |
| Commercial Paper          | \$0                                     | 0.0%                  | -1.1%                               | 25%                        | ✓                    |
| <b>Security Sub-Total</b> | <b>\$98,526,416</b>                     | <b>100.0%</b>         |                                     |                            |                      |
| Accrued Interest          | \$470,115                               |                       |                                     |                            |                      |
| <b>Securities Total</b>   | <b>\$98,996,532</b>                     |                       |                                     |                            |                      |

Market values, excluding accrued interest. Detail may not add to total due to rounding. Current investment policy as of February 2018. Portfolio balances exclude accrued interest. Detail may not add to total due to rounding.



## Managed Portfolio Fiscal Year 2019-2020 – Trading Activity



Based on total proceeds (principal and accrued interest) of buys, sells, maturities, and principal paydowns. Detail may not add to total due to rounding.



## 2-Year U.S. Treasury Yield History Since Inception of Management

**2-Year U.S. Treasury Yield**  
March 31, 2018 – June 30, 2020



Source: Bloomberg, data available as of 6/30/2020.



## Managed Portfolio Total Return

- Since inception, the portfolio continues to outperform the benchmark by an annual average of 0.24%.

|                              | Duration<br>(years) | Past<br>Quarter | Past<br>Year  | Past 2<br>Years | Since<br>Inception |
|------------------------------|---------------------|-----------------|---------------|-----------------|--------------------|
| <b>IEUA</b>                  | <b>2.59</b>         | <b>1.16%</b>    | <b>5.36%</b>  | <b>5.21%</b>    | <b>4.79%</b>       |
| ICE BofAML<br>1-5 Year Index | 2.58                | 0.29%           | 5.25%         | 5.06%           | 4.55%              |
| <b>Outperformance</b>        |                     | <b>+0.87%</b>   | <b>+0.11%</b> | <b>+0.15%</b>   | <b>+0.24%</b>      |

- Performance inception date is March 31, 2018.
- Performance on trade-date basis, gross (i.e., before fees), in accordance with the CFA Institute's Global Investment Performance Standards (GIPS). Returns for periods less than a year are presented on an unannualized basis. Performance numbers for periods greater than one year are presented on an annualized basis.
- ICE BofAML Indices provided by Bloomberg Financial Markets.



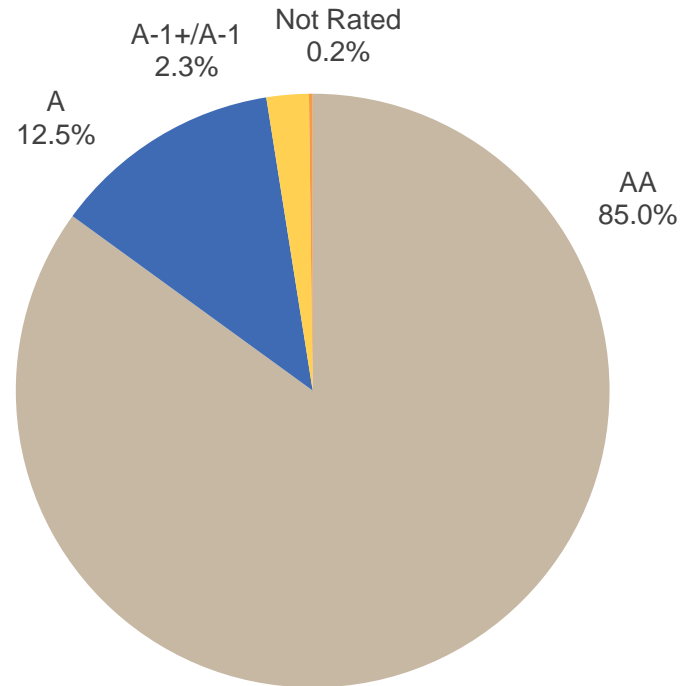
## Fiscal Year 2019-2020 Managed Portfolio Earnings

|                           | Market Value Basis | Accrual (Amortized Cost) Basis |
|---------------------------|--------------------|--------------------------------|
| Beginning Value (6/30/19) | \$93,393,757       | \$91,332,247                   |
| Net Purchase/Sales        | \$2,326,294        | \$2,326,294                    |
| Change in Value           | \$2,906,366        | \$880,431                      |
| Ending Value (6/30/20)    | \$98,526,416       | \$94,538,972                   |
| Interest Earned           | \$2,114,393        | \$2,114,393                    |
| <b>Portfolio Earnings</b> | <b>\$5,020,759</b> | <b>\$2,994,824</b>             |



## Managed Portfolio Credit Quality

- The Agency's portfolio is high-quality, comprising securities with an average credit quality of AA.\*



\*An average of each security's credit rating assigned a numeric value and adjusted for its relative weighting in the portfolio.

Ratings by Standard & Poor's. The credit ratings of the securities held in the Authority's portfolio are in compliance with California Government Code and the Agency's investment policy dated February 2019.

Portfolio balances exclude accrued interest. Detail may not add to total due to rounding.



## Managed Portfolio Issuer Distribution

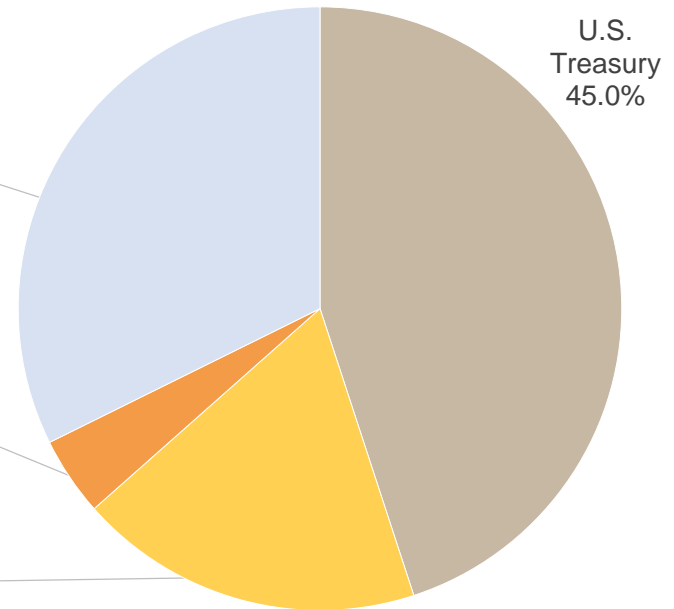
- The Authority's portfolio is well diversified.

| Federal Agency (32.2%)    |       |
|---------------------------|-------|
| Fannie Mae                | 17.9% |
| Federal Home Loan Banks   | 7.2%  |
| Freddie Mac               | 6.2%  |
| Federal Farm Credit Banks | 1.0%  |

| Negotiable CDs (4.2%) |      |
|-----------------------|------|
| Bank of Montreal      | 1.4% |
| Société Générale      | 1.0% |
| Royal Bank of Canada  | 0.9% |
| DNB AASA              | 0.8% |
| Synchrony Bank        | 0.2% |

| Corporate Issuers (18.5%)    |      |
|------------------------------|------|
| BNY Mellon                   | 3.0% |
| Wal-Mart                     | 1.6% |
| Oracle Corp                  | 1.5% |
| Novartis AG                  | 1.5% |
| Pfizer Inc                   | 1.4% |
| Amazon                       | 1.0% |
| Paccar Financial             | 1.0% |
| Visa Inc                     | 0.9% |
| Burlington Northern Santa Fe | 0.9% |
| Disney Corp                  | 0.9% |
| AMEX                         | 0.8% |

| Corporate Issuers - continued |      |
|-------------------------------|------|
| AMEX                          | 0.8% |
| Bank of America               | 0.8% |
| American Honda                | 0.8% |
| UnitedHealth                  | 0.8% |
| Toyota Motor                  | 0.8% |
| Apple Inc                     | 0.6% |
| Hershey Company               | 0.3% |



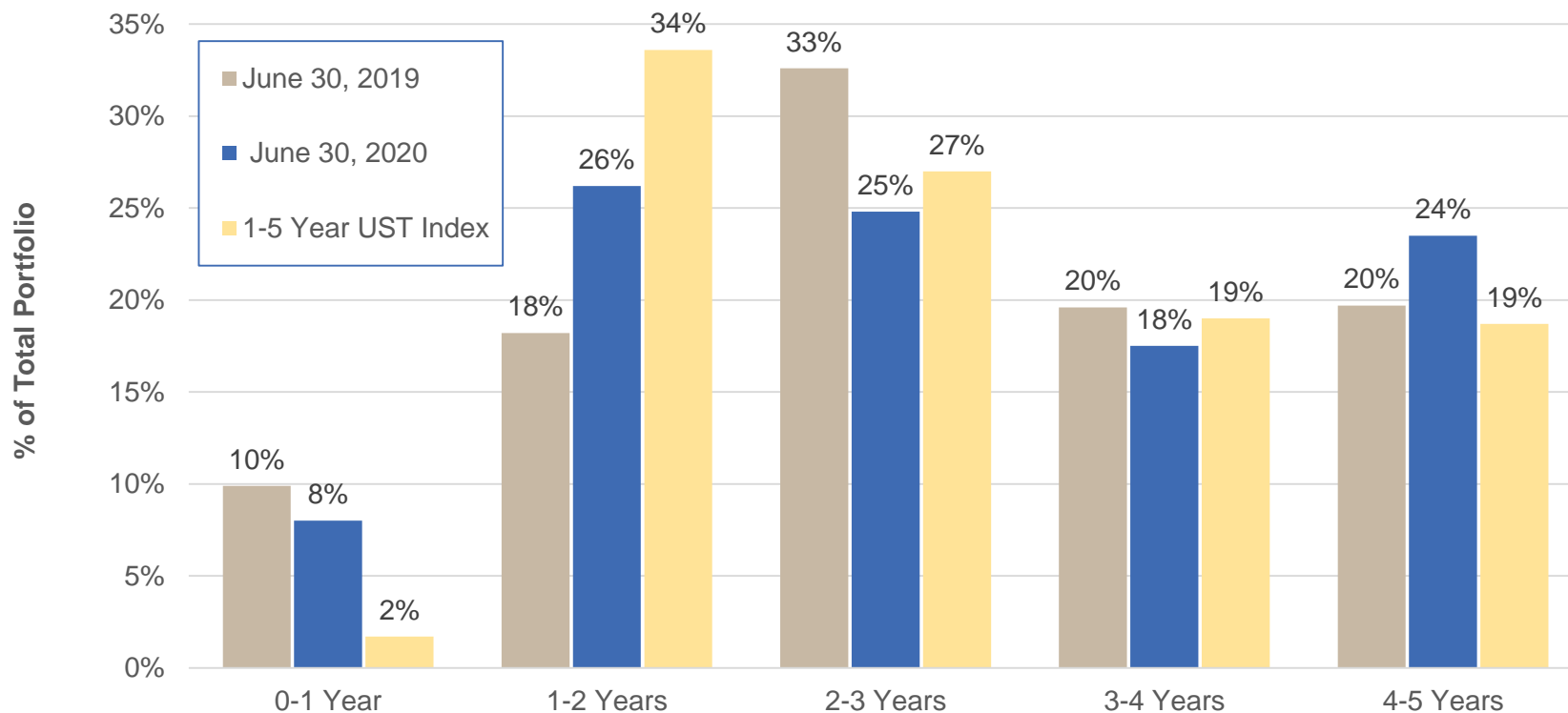
Percentages of market values excluding accrued interest. Percentages may not add to totals due to rounding.





## Managed Portfolio Maturity Distribution

**Maturity Distribution Change**  
June 30, 2019 versus June 30, 2020



Percentages may not add to 100% due to rounding; accrued interest is excluded.  
Callable and floating-rate securities are included in the maturity distribution analysis to their stated maturity date.



## Disclosures

This material is based on information obtained from sources generally believed to be reliable and available to the public, however PFM Asset Management LLC cannot guarantee its accuracy, completeness or suitability. This material is for general information purposes only and is not intended to provide specific advice or a specific recommendation. All statements as to what will or may happen under certain circumstances are based on assumptions, some but not all of which are noted in the presentation. Assumptions may or may not be proven correct as actual events occur, and results may depend on events outside of your or our control. Changes in assumptions may have a material effect on results. Past performance does not necessarily reflect and is not a guaranty of future results. The information contained in this presentation is not an offer to purchase or sell any securities.

CONSENT  
ITEM  
2A



**MINUTES  
FINANCE AND ADMINISTRATION  
COMMITTEE MEETING  
INLAND EMPIRE UTILITIES AGENCY\*  
AGENCY HEADQUARTERS, CHINO, CA**

**WEDNESDAY, JULY 8, 2020  
10:30 A.M.**

**COMMITTEE MEMBERS PRESENT via Teleconference**

Paul Hofer, Chair  
Steven J. Elie

**COMMITTEE MEMBERS ABSENT**

None

**STAFF PRESENT**

Shivaji Deshmukh, General Manager  
Laura Mantilla, Interim Board Secretary/Office Manager  
Daniel Solorzano, Technology Specialist I

**STAFF PRESENT via Teleconference**

Kathy Besser, Executive Manager of External Affairs & Policy Development/AGM  
Christiana Daisy, Executive Manager of Engineering/AGM  
Randy Lee, Executive Manager of Operations/AGM  
Christina Valencia, Executive Manager of Finance & Administration/AGM  
Jerry Burke, Manager of Engineering  
Andrea Carruthers, Manager of External Affairs  
Javier Chagoyen-Lazaro, Manager of Finance & Accounting  
Warren Green, Manager of Contracts, Procurement & Risk Services  
Don Hamlett, Acting Deputy Manager of Integrated Systems Services  
Jennifer Hy-Luk, Acting Executive Assistant  
Sylvie Lee, Manager of Planning & Environmental Resources  
Jason Marseilles, Deputy Manager of Engineering & Construction Management  
Scott Oakden, Manager of Operations and Maintenance  
Cathleen Pieroni, Manager of Government Relations  
James Spears, Associate Engineer  
Kenneth Tam, Senior Engineer  
Wilson To, Technology Specialist II  
Brian Wilson, Senior Engineer  
April Woodruff, Board Secretary/Office Manager

**OTHERS PRESENT**

None

Committee Chair Paul Hofer called the meeting to order at 10:34 a.m. He stated that the meeting is being conducted virtually by video and audio conferencing. He added that there will be no public location available to attend the meeting; however, the public may participate and provide comments during the meeting by calling into the number provided on the agenda. He further added that the public may also view the meeting live through the Agency's website and gave instructions for emailing comments to be read into the record during the meeting. He then gave the public the opportunity to comment and provided instructions for unmuting the conference line.

There were no public comments received or additions to the agenda.

### **CONSENT CALENDAR ITEMS**

Director Steven J. Elie asked for Item 1D. Purchase of Agency-wide Insurance for FY 2020/21 be pulled for presentation.

The Committee:

- ◆ Approved the Finance and Administration Committee meeting minutes of June 10, 2020.
- ◆ Recommended that the Board approve the total disbursements for the month of May 2020, in the amount of \$13,298,742.89;

as a Consent Calendar Item on the July 15, 2020 Board meeting agenda.

- ◆ Recommended that the Board:

1. Approve the sale of seven (7) Etiwanda Waste Line capacity units to MVWD Plant 30 for \$1,505,000; and
2. Authorize the General Manager to execute the Capacity Right Agreement, subject to non-substantive changes;

as a Consent Calendar Item on the July 15, 2020 Board meeting agenda.

### **ACTION ITEMS**

#### **PURCHASE OF AGENCY-WIDE INSURANCE FOR FY 2020/21**

Director Elie asked about the significant rate increases in the self-insured retention (SIR). He asked whether staff explored alternative options in SIR and higher premiums.

Manager of Contracts, Procurement, and Risk Services Warren Green stated there was a significant increase in the property, boiler and machinery insurance. He stated that increase was due to the inclusion of property appraisals and the addition of the laboratory facility. Mr. Green stated the Agency did explore alternative options, such as increasing the SIR to lower the premium. In order to receive approximately a 10% discount on the premium the Agency would have to increase SIR to \$500,000. Mr. Green stated the Agency reviewed the option but decided that it was not worth the risk for a 10% discount. In respect to the other policies, the premium and SIR remained the same with a slight increase in workers compensation.

The Committee:

- ◆ Recommended that the Board ratify the purchase of Agency-wide insurance policies providing coverage through Fiscal Year 2020/21, for the following amounts:

1. Excess General Liability insurance in the amount of \$419,506;
2. Property, Boiler & Machinery insurance in the amount of \$500,076;
3. Excess Workers' Compensation insurance in the amount of \$86,929; and
4. Master Crime/Fraud insurance in the amount of \$20,740;

as a Consent Calendar Item on the July 15, 2020 Board meeting agenda.

- ◆ Recommended that the Board:

1. Approve the amendments to the FY 2020/21 Adopted Budget;
2. Approve the inter-fund loan repayment of \$3 million from the Recycled Water fund to the Non-Reclaimable Wastewater in FY 2020/21; and
3. Adopt Rate Resolution Nos. 2020-7-1 through 2020-7-12;

as an Action Item on the July 15, 2020 Board meeting agenda.

- ◆ Recommended that the Board:

1. Award a construction contract for the RP-5 Expansion, Project Nos. EN19001 and EN19006, to W.M. Lyles Co., in the amount of \$329,982,900; and
2. Authorize the General Manager to execute the contract and budget augmentation, subject to non-substantive changes;

as an Action Item on the July 15, 2020 Board meeting agenda.

- ◆ Recommended that the Board:

1. Award a construction contract for the Aeration Basin Diffuser Replacement and Wall Reinforcement, Project No. EN17110 to Genesis Construction in the amount of \$4,102,444;
2. Approve a contract amendment to Carollo Engineers Inc., for engineering services during construction for a not-to-exceed amount of \$176,156; and
3. Authorize the General Manager to execute the contract and budget augmentation, subject to non-substantive changes;

as a Consent Calendar Item on the July 15, 2020 Board meeting agenda.

**INFORMATION ITEMS**

The following information item was received and filed by the Committee:

- ◆ Treasurer's Report of Financial Affairs

**GENERAL MANAGER'S COMMENTS**

There were no General Manager comments.

**COMMITTEE MEMBER COMMENTS**

Director Hofer asked if the Agency takes video documentation of the progress of engineering projects. General Manager Shivaji Deshmukh stated that video and photo documentation is taken at the start and completion of all projects. Manager of Engineering Jerry Burke reiterated that documentation is taken at the start, completion, and critical points of projects. Mr. Burke stated that due to the complexity of the RP-5 expansion, there will be a time lapse video of not only the aerial view but also the inside of the three-dimensional structure.

**COMMITTEE MEMBER REQUESTED FUTURE AGENDA ITEMS**

There were no Committee member requests for future agenda items.

With no further business, Director Hofer adjourned the meeting at 11:00 a.m.

Respectfully submitted,

Laura Mantilla  
Interim Board Secretary/Office Manager

*\*A Municipal Water District*

**APPROVED: AUGUST 12, 2020**

CONSENT  
ITEM  
2B



---

**Date:** August 19, 2020

**To:** The Honorable Board of Directors

**From:** Shivaji Deshmukh, General Manager *SD*

**Committee:** Finance & Administration

08/12/20

**Executive Contact:** Christina Valencia, Executive Manager of Finance & Administration/AGM

**Subject:** Report on General Disbursements

---

**Executive Summary:**

Total disbursements for the month of June 2020 were \$17,263,096.88. Disbursement activity included check payments of \$1,413,199.40 to vendors and \$8,583.65 for worker's compensation related costs. Electronic payments included the Automated Clearing House (ACH) of \$7,006,530.00 and wire transfers (excluding payroll) of \$7,068,975.83. The total payroll was \$1,758,759.48 for employees and \$7,048.52 for the Board of Directors.

---

**Staff's Recommendation:**

Approve the total disbursements for the month of June 2020, in the amount of \$17,263,096.88.

---

**Budget Impact** *Budgeted (Y/N):* N *Amendment (Y/N):* N *Amount for Requested Approval:*

*Account/Project Name:*

*Fiscal Impact (explain if not budgeted):*

**Prior Board Action:**

On July 15, 2020 the Board of Directors approved the May 2020 Report on General Disbursements totaling \$13,298,742.89.

---

**Environmental Determination:**

Not Applicable

---

**Business Goal:**

The report on general disbursements is consistent with the Agency's Business Goal of Fiscal Responsibility in providing financial reporting that accounts for general disbursements associated with operating requirements.

---

**Attachments:**

Attachment 1 - Background

Attachment 2 - Details of General Disbursements

# Background

Subject: Report on General Disbursements

Table 1 summarizes the disbursements detailed in each of the six attachments affixed to this letter. Table 2 lists the disbursements in excess of an aggregated \$500,000 per vendor and is presented in largest to smallest dollar value.

**Table 1: Disbursement Details**

| Attachment                 | Payment Type                    | Amount                 |
|----------------------------|---------------------------------|------------------------|
| 2A                         | Vendor Checks                   | \$ 1,413,199.40        |
| 2B                         | Workers' Comp Checks            | \$ 8,583.65            |
| 2C                         | Vendor ACHs                     | \$ 7,006,530.00        |
| 2D                         | Vendor Wires (excludes Payroll) | \$ 7,068,975.83        |
| 2E                         | Payroll-Net Pay-Directors       | \$ 7,048.52            |
| 2F                         | Payroll-Net Pay-Employees       | \$ 1,758,759.48        |
| <b>Total Disbursements</b> |                                 | <b>\$17,263,096.88</b> |

**Table 2: Disbursements in Excess of \$500,000 per Vendor**

| Vendor                         | Amount          | Description                                      |
|--------------------------------|-----------------|--|
| MWD                            | \$ 4,361,545.19 | April 2020 Water Purchases                       |
| CHINO BASIN DESALTER AUTHORITY | \$ 2,458,055.84 | EN16021.90 TCE Plume Clean-Up – Contribution #21 |
| CALPERS                        | \$ 1,000,000.00 | CalPERS OPEB Unfunded Liability                  |
| IRS                            | \$ 808,072.49   | P/R 12, 16; Dir 06 Payroll Taxes                 |
| PERS                           | \$ 654,884.05   | 06/20 Health Ins / P/R 12, 13 Def Comp           |
| IERCA                          | \$ 510,948.91   | SCE Credits 04/19-12/19; 5/20 Biosolids          |

# Attachment 2A

## Vendor Checks

Inland Empire Util.Agency  
Chino, CA  
Company code 1000

Check Register  
CBB Disbursement Account-June 2020

07/19/2020 / 17:14:44  
User: CCAMPBEL  
Page: 1

|                      |            |                        |      |                  |   |            |
|----------------------|------------|------------------------|------|------------------|---|------------|
| Bank                 | CBB        | CITIZENS BUSINESS BANK |      |                  | ONTARIO CA                                    | 917610000  |
| Bank Key             | 122234149  |                        |      |                  |   |            |
| Acct number          | CHECK      | 231167641              |      |                  |   |            |
|                      |            |                        |      |                  |   |            |
| Check                |            |                        |      |                  |   |            |
|                      |            |                        |      |                  |   |            |
| Check number from to | Payment    | Pmnt date              | Crcy | Amount paid (FC) | Recipient/void reason code                    | Enca./void |
| 232801               | 2200108050 | 06/04/2020             | USD  | 2,556.77         | AIRGAS WEST INC PASADENA CA                   | 06/09/2020 |
| 232802               | 2200108074 | 06/04/2020             | USD  | 17,339.00        | BRIGHTVIEW LANDSCAPE SERVICES PASADENA CA     | 06/08/2020 |
| 232803               | 2200108047 | 06/04/2020             | USD  | 104,774.26       | BROWN AND CALDWELL WALNUT CREEK CA            | 06/23/2020 |
| 232804               | 2200108080 | 06/04/2020             | USD  | 7,194.28         | BURRTEC WASTE INDUSTRIES INC FONTANA CA       | 06/09/2020 |
| 232805               | 2200108051 | 06/04/2020             | USD  | 305.25           | CALIF DEPT OF FISH AND WILDLIFSACRAMENTO CA   | 07/08/2020 |
| 232806               | 2200108056 | 06/04/2020             | USD  | 94.00            | CALIF WATER ENVIRONMENT ASSOC OAKLAND CA      | 06/23/2020 |
| 232807               | 2200108086 | 06/04/2020             | USD  | 147.63           | CARL H TAYLOR III CRYSTAL RIVER FL            | 06/10/2020 |
| 232808               | 2200108067 | 06/04/2020             | USD  | 16,425.00        | CARRIER CORPORATION FARMINGTON CT             |            |
| 232809               | 2200108057 | 06/04/2020             | USD  | 240.00           | CHINO BASIN WATER CONSERVATIONMONTCLAIR CA    | 06/25/2020 |
| 232810               | 2200108063 | 06/04/2020             | USD  | 3,032.43         | CINTAS CORPORATION LOC#150 PHOENIX AZ         | 06/15/2020 |
| 232811               | 2200108085 | 06/04/2020             | USD  | 414.50           | CITY EMPLOYEES ASSOCIATES LONG BEACH CA       | 06/10/2020 |
| 232812               | 2200108053 | 06/04/2020             | USD  | 10,126.27        | CITY OF CHINO HILLS CHINO HILLS CA            | 06/09/2020 |
| 232813               | 2200108048 | 06/04/2020             | USD  | 50.00            | CITY RENTALS INC ONTARIO CA                   | 06/11/2020 |
| 232814               | 2200108064 | 06/04/2020             | USD  | 416.00           | CONCENTRA MEDICAL CENTERS RANCHO CUCAMONGA CA | 06/11/2020 |
| 232815               | 2200108068 | 06/04/2020             | USD  | 50.00            | DAVID WHEELER'S PEST CONTROL, NORCO CA        | 06/15/2020 |
| 232816               | 2200108071 | 06/04/2020             | USD  | 4,082.68         | ENVIRONMENTAL SCIENCE ASSOCIATELK GROVE IL    | 06/10/2020 |
| 232817               | 2200108084 | 06/04/2020             | USD  | 125.00           | FRANCHISE TAX BOARD SACRAMENTO CA             | 06/17/2020 |
| 232818               | 2200108081 | 06/04/2020             | USD  | 504.13           | FRONTIER COMMUNICATIONS CORP CINCINNATI OH    | 06/12/2020 |
| 232819               | 2200108069 | 06/04/2020             | USD  | 48,414.61        | GHD PASADENA CA                               | 06/12/2020 |
| 232820               | 2200108070 | 06/04/2020             | USD  | 4,225.00         | HARPER & ASSOCIATES ENGINEERINCORONA CA       | 06/17/2020 |
| 232821               | 2200108083 | 06/04/2020             | USD  | 51.00            | INLAND EMPIRE UNITED WAY RANCHO CUCAMONGA CA  | 06/12/2020 |
| 232822               | 2200108049 | 06/04/2020             | USD  | 2,992.17         | JENSEN INSTRUMENT CO AZUSA CA                 | 06/15/2020 |
| 232823               | 2200108087 | 06/04/2020             | USD  | 115.00           | LEE, SYLVIE CHINO HILLS CA                    | 06/22/2020 |
| 232824               | 2200108075 | 06/04/2020             | USD  | 75.00            | LITTLE SISTER'S TRUCK WASH, INBONSALL CA      | 06/10/2020 |
| 232825               | 2200108052 | 06/04/2020             | USD  | 50,168.40        | MARCAB COMPANY INC ONTARIO CA                 |            |
| 232826               | 2200108061 | 06/04/2020             | USD  | 1,121.25         | MIELE INC PRINCETON NJ                        | 06/10/2020 |
| 232827               | 2200108060 | 06/04/2020             | USD  | 573.50           | OLSON REMCHO LLP SACRAMENTO CA                | 06/09/2020 |
| 232828               | 2200108076 | 06/04/2020             | USD  | 4,000.00         | PARCELQUEST FOLSOM CA                         | 06/15/2020 |
| 232829               | 2200108059 | 06/04/2020             | USD  | 1,872.97         | ROSEMOUNT INC CHICAGO IL                      | 06/11/2020 |
| 232830               | 2200108082 | 06/04/2020             | USD  | 486.66           | SHERIFF'S COURT SERVICES SAN BERNARDINO CA    | 06/11/2020 |
| 232831               | 2200108079 | 06/04/2020             | USD  | 3,803.42         | SO CALIF GAS MONTEREY PARK CA                 | 06/15/2020 |
| 232832               | 2200108066 | 06/04/2020             | USD  | 170.00           | SOCIETY FOR MAINTENANCE AND ATLANTA GA        | 06/11/2020 |
| 232833               | 2200108054 | 06/04/2020             | USD  | 275.26           | SOUTH COAST AQMD LOS ANGELES CA               | 06/08/2020 |
| 232834               | 2200108065 | 06/04/2020             | USD  | 683.10           | SOUTHWEST VALVE & EQUIPMENT FRESNO CA         | 06/10/2020 |
| 232835               | 2200108072 | 06/04/2020             | USD  | 1,720.00         | STAFFING NETWORK LLC CAROL STREAM IL          | 06/10/2020 |
| 232836               | 2200108073 | 06/04/2020             | USD  | 10,401.75        | UTILIQUEST LLC ATLANTA GA                     | 06/08/2020 |
| 232837               | 2200108055 | 06/04/2020             | USD  | 332.00           | WATER ENVIRONMENT FEDERATION BALTIMORE MD     | 06/17/2020 |
| 232838               | 2200108078 | 06/04/2020             | USD  | 3,124.00         | WEST COAST GAUGING SERVICES INYUMA AZ         | 06/15/2020 |
| 232839               | 2200108077 | 06/04/2020             | USD  | 76,992.50        | WESTIN TECHNOLOGY SOLUTIONS LLMILWAUKEE WI    | 06/10/2020 |
| 232840               | 2200108058 | 06/04/2020             | USD  | 4,367.16         | WM CORPORATE SERVICES INC LOS ANGELES CA      | 06/09/2020 |
| 232841               | 2200108062 | 06/04/2020             | USD  | 569.94           | WORLDWIDE EXPRESS PASADENA CA                 | 06/08/2020 |
| 232842               | 2200108088 | 06/04/2020             | USD  | 1,339.79         | ZIEGENBEIN, JEFF CHINO HILLS CA               | 06/12/2020 |
| 232843               | 2200108167 | 06/11/2020             | USD  | 3,313.64         | AIRGAS WEST INC PASADENA CA                   | 06/16/2020 |
| 232844               | 2200108173 | 06/11/2020             | USD  | 89.00            | CALIF WATER ENVIRONMENT ASSOC OAKLAND CA      | 07/07/2020 |

Inland Empire Util.Agency  
Chino, CA  
Company code 1000

Check Register  
CBB Disbursement Account-June 2020

07/19/2020 / 17:14:44  
User: CCAMPBEL  
Page: 2

|                      |            |                        |      |                  |  |            |
|----------------------|------------|------------------------|------|------------------|--|------------|
| Bank                 | CBB        | CITIZENS BUSINESS BANK |      |                  | ONTARIO CA                                   | 917610000  |
| Bank Key             | 122234149  |                        |      |                  |  |            |
| Acct number          | CHECK      | 231167641              |      |                  |  |            |
| Check                |            |                        |      |                  |  |            |
| Check number from to | Payment    | Pmnt date              | Crcy | Amount paid (FC) | Recipient/void reason code                   | Enca./void |
| 232845               | 2200108184 | 06/11/2020             | USD  | 8,000.00         | CALIFORNIA STRATEGIES LLC SACRAMENTO CA      | 06/22/2020 |
| 232846               | 2200108187 | 06/11/2020             | USD  | 14,921.38        | CARRIER CORPORATION FARMINGTON CT            | 07/01/2020 |
| 232847               | 2200108177 | 06/11/2020             | USD  | 117,336.00       | CASA SACRAMENTO CA                           | 06/17/2020 |
| 232848               | 2200108175 | 06/11/2020             | USD  | 4,807.50         | CDW GOVERNMENT INC CHICAGO IL                | 06/19/2020 |
| 232849               | 2200108182 | 06/11/2020             | USD  | 2,422.23         | CINTAS CORPORATION LOC#150 PHOENIX AZ        | 06/18/2020 |
| 232850               | 2200108178 | 06/11/2020             | USD  | 1,553.79         | CINTAS FIRST AID & SAFETY LOCCINCINNATI OH   | 06/17/2020 |
| 232851               | 2200108201 | 06/11/2020             | USD  | 1,137.36         | CITY OF CHINO CHINO CA                       | 06/15/2020 |
| 232852               | 2200108163 | 06/11/2020             | USD  | 50.00            | CITY RENTALS INC ONTARIO CA                  | 06/17/2020 |
| 232853               | 2200108193 | 06/11/2020             | USD  | 740.00           | CONTROLWORKS, INC. CHINO CA                  | 06/16/2020 |
| 232854               | 2200108202 | 06/11/2020             | USD  | 319.09           | CUCAMONGA VALLEY WATER DISTRICLOS ANGELES CA | 06/17/2020 |
| 232855               | 2200108188 | 06/11/2020             | USD  | 20.00            | DAVID WHEELER'S PEST CONTROL, NORCO CA       | 06/19/2020 |
| 232856               | 2200108172 | 06/11/2020             | USD  | 3,700.10         | DELL MARKETING L P PASADENA CA               | 06/16/2020 |
| 232857               | 2200108191 | 06/11/2020             | USD  | 205.00           | ENVIRONMENTAL SCIENCE ASSOCIATELK GROVE IL   | 06/17/2020 |
| 232858               | 2200108169 | 06/11/2020             | USD  | 500.12           | FLW INC HUNTINGTON BEACH CA                  | 06/22/2020 |
| 232859               | 2200108204 | 06/11/2020             | USD  | 1,169.84         | FONTANA WATER COMPANY FONTANA CA             | 06/17/2020 |
| 232860               | 2200108205 | 06/11/2020             | USD  | 1,756.58         | FRONTIER COMMUNICATIONS CORP CINCINNATI OH   | 06/19/2020 |
| 232861               | 2200108181 | 06/11/2020             | USD  | 87,056.50        | GEI CONSULTANTS INC BOSTON MA                | 06/18/2020 |
| 232862               | 2200108190 | 06/11/2020             | USD  | 24,687.68        | GHD PASADENA CA                              | 06/18/2020 |
| 232863               | 2200108197 | 06/11/2020             | USD  | 3,388.69         | IMPERIAL SPRINKLER SUPPLY ANAHEIM CA         | 06/16/2020 |
| 232864               | 2200108200 | 06/11/2020             | USD  | 515.49           | INGERSOLL-RAND INDUSTRIAL US IDAVIDSON NC    | 07/01/2020 |
| 232865               | 2200108207 | 06/11/2020             | USD  | 121.79           | KING, JUSTIN CHINO HILLS CA                  | 06/16/2020 |
| 232866               | 2200108189 | 06/11/2020             | USD  | 855.00           | LILLESTRAND LEADERSHIP CONSULTCHINO HILLS CA | 06/17/2020 |
| 232867               | 2200108206 | 06/11/2020             | USD  | 173.26           | LOPEZ, MARK CHINO HILLS CA                   |            |
| 232868               | 2200108195 | 06/11/2020             | USD  | 250.00           | MICRONET COMMUNICATIONS INC PLANO TX         | 06/19/2020 |
| 232869               | 2200108170 | 06/11/2020             | USD  | 183.46           | MISCO WATER FOOTHILL RANCH CA                | 06/17/2020 |
| 232870               | 2200108171 | 06/11/2020             | USD  | 262.71           | MOTION INDUSTRIES INC LOS ANGELES CA         | 06/15/2020 |
| 232871               | 2200108199 | 06/11/2020             | USD  | 12,320.07        | NEW TREND CUSTOM TRAILER INC FONTANA CA      | 06/17/2020 |
| 232872               | 2200108164 | 06/11/2020             | USD  | 164.22           | OFFICE DEPOT PHOENIX AZ                      | 06/19/2020 |
| 232873               | 2200108176 | 06/11/2020             | USD  | 978.40           | PARKSON CORP ORLANDO FL                      | 06/16/2020 |
| 232874               | 2200108165 | 06/11/2020             | USD  | 7,624.14         | PERKINELMER HEALTH SCIENCES INCHICAGO IL     | 06/15/2020 |
| 232875               | 2200108185 | 06/11/2020             | USD  | 3,576.20         | QUADIENT FINANCE USA INC MILFORD CT          | 06/18/2020 |
| 232876               | 2200108186 | 06/11/2020             | USD  | 1,636.44         | QUADIENT LEASING USA INC MILFORD CT          | 06/17/2020 |
| 232877               | 2200108198 | 06/11/2020             | USD  | 21,881.48        | QUINCY COMPRESSOR LLC DALLAS TX              | 06/18/2020 |
| 232878               | 2200108166 | 06/11/2020             | USD  | 1,084.96         | RAMONA TIRE & SERVICE CENTERS HEMET CA       | 06/30/2020 |
| 232879               | 2200108203 | 06/11/2020             | USD  | 352.79           | SO CALIF GAS MONTEREY PARK CA                | 06/17/2020 |
| 232880               | 2200108168 | 06/11/2020             | USD  | 15,832.60        | SOUTH COAST AQMD DIAMOND BAR CA              | 06/26/2020 |
| 232881               | 2200108192 | 06/11/2020             | USD  | 1,720.00         | STAFFING NETWORK LLC CAROL STREAM IL         | 06/17/2020 |
| 232882               | 2200108174 | 06/11/2020             | USD  | 4,497.16         | U S BANK ST PAUL MN                          | 06/22/2020 |
| 232883               | 2200108183 | 06/11/2020             | USD  | 17,730.87        | U S BANK ST LOUIS MO                         | 06/17/2020 |
| 232884               | 2200108180 | 06/11/2020             | USD  | 100.00           | US COMPOSTING COUNCIL RESTON VA              | 07/01/2020 |
| 232885               | 2200108194 | 06/11/2020             | USD  | 4,912.00         | VARIGREEN MECHANICAL SERVICES CERRITOS CA    | 06/16/2020 |
| 232886               | 2200108196 | 06/11/2020             | USD  | 52,120.55        | VIRAMONTES EXPRESS INC CORONA CA             | 06/17/2020 |
| 232887               | 2200108179 | 06/11/2020             | USD  | 38,568.46        | XYLEM DEWATERING SOLUTIONS INCCHICAGO IL     | 06/16/2020 |
| 232888               | 2200108280 | 06/18/2020             | USD  | 8,370.36         | AGILENT TECHNOLOGIES INC LOS ANGELES CA      | 06/22/2020 |

Inland Empire Util.Agency  
Chino, CA  
Company code 1000

Check Register  
CBB Disbursement Account-June 2020

07/19/2020 / 17:14:44  
User: CCAMPBEL  
Page: 3

|                      |            |                        |      |                  |   |            |
|----------------------|------------|------------------------|------|------------------|---|------------|
| Bank                 | CBB        | CITIZENS BUSINESS BANK |      |                  | ONTARIO CA                                      | 917610000  |
| Bank Key             | 122234149  |                        |      |                  |   |            |
| Acct number          | CHECK      | 231167641              |      |                  |   |            |
| Check                |            |                        |      |                  |   |            |
| Check number from to | Payment    | Pmnt date              | Crcy | Amount paid (FC) | Recipient/void reason code                      | Enca./void |
| 232889               | 2200108272 | 06/18/2020             | USD  | 2,153.65         | AIRGAS WEST INC PASADENA CA                     | 06/22/2020 |
| 232890               | 2200108288 | 06/18/2020             | USD  | 4,405.00         | ALMEGA ENVIRONMENTAL CYPRESS CA                 | 06/25/2020 |
| 232891               | 2200108305 | 06/18/2020             | USD  | 376.04           | AMERICAN HERITAGE LIFE INSURANDALLAS TX         | 06/26/2020 |
| 232892               | 2200108296 | 06/18/2020             | USD  | 5,554.44         | BANNER BANK CARLSBAD CA                         | 06/23/2020 |
| 232893               | 2200108295 | 06/18/2020             | USD  | 797.22           | BUSINESS CARD WILMINGTON DE                     | 06/23/2020 |
| 232894               | 2200108277 | 06/18/2020             | USD  | 94.00            | CALIF WATER ENVIRONMENT ASSOC OAKLAND CA        | 07/10/2020 |
| 232895               | 2200108298 | 06/18/2020             | USD  | 395.00           | CAREERECO ATLANTA GA                            | 06/25/2020 |
| 232896               | 2200108315 | 06/18/2020             | USD  | 147.63           | CARL H TAYLOR III CRYSTAL RIVER FL              | 06/23/2020 |
| 232897               | 2200108293 | 06/18/2020             | USD  | 3,595.00         | CARRIER CORPORATION FARMINGTON CT               | 07/01/2020 |
| 232898               | 2200108278 | 06/18/2020             | USD  | 1,950.79         | CHINO BASIN WATER CONSERVATIONMONTCLAIR CA      | 06/25/2020 |
| 232899               | 2200108289 | 06/18/2020             | USD  | 2,558.30         | CINTAS CORPORATION LOC#150 PHOENIX AZ           | 06/26/2020 |
| 232900               | 2200108313 | 06/18/2020             | USD  | 414.50           | CITY EMPLOYEES ASSOCIATES LONG BEACH CA         | 07/03/2020 |
| 232901               | 2200108299 | 06/18/2020             | USD  | 253.37           | CITY OF CHINO CHINO CA                          | 06/24/2020 |
| 232902               | 2200108276 | 06/18/2020             | USD  | 269,401.19       | CITY OF FONTANA FONTANA CA                      | 06/25/2020 |
| 232903               | 2200108271 | 06/18/2020             | USD  | 150.00           | CITY RENTALS INC ONTARIO CA                     | 06/25/2020 |
| 232904               | 2200108308 | 06/18/2020             | USD  | 297.62           | COLONIAL LIFE & ACCIDENT INSURCOLUMBIA SC       | 06/24/2020 |
| 232905               | 2200108290 | 06/18/2020             | USD  | 679.50           | CONCENTRA MEDICAL CENTERS RANCHO CUCAMONGA CA   | 06/24/2020 |
| 232906               | 2200108301 | 06/18/2020             | USD  | 668.90           | CUCAMONGA VALLEY WATER DISTRICLOS ANGELES CA    | 06/25/2020 |
| 232907               | 2200108294 | 06/18/2020             | USD  | 1,365.00         | DAVID WHEELER'S PEST CONTROL, NORCO CA          | 06/25/2020 |
| 232908               | 2200108314 | 06/18/2020             | USD  | 2,358.97         | FIDELITY SECURITY LIFE INSURANCINCINNATI OH     | 06/25/2020 |
| 232909               | 2200108273 | 06/18/2020             | USD  | 1,495.37         | FLUID METERING INC ATLANTA GA                   | 06/24/2020 |
| 232910               | 2200108275 | 06/18/2020             | USD  | 378.71           | FLW INC HUNTINGTON BEACH CA                     | 06/25/2020 |
| 232911               | 2200108311 | 06/18/2020             | USD  | 125.00           | FRANCHISE TAX BOARD SACRAMENTO CA               | 06/29/2020 |
| 232912               | 2200108304 | 06/18/2020             | USD  | 2,860.04         | FRONTIER COMMUNICATIONS CORP CINCINNATI OH      | 06/25/2020 |
| 232913               | 2200108318 | 06/18/2020             | USD  | 219.00           | HAWES, STEPHANIE CHINO HILLS CA                 | 06/25/2020 |
| 232914               | 2200108307 | 06/18/2020             | USD  | 51.00            | INLAND EMPIRE UNITED WAY RANCHO CUCAMONGA CA    | 06/25/2020 |
| 232915               | 2200108279 | 06/18/2020             | USD  | 5,102.92         | KONICA MINOLTA PASADENA CA                      | 06/22/2020 |
| 232916               | 2200108312 | 06/18/2020             | USD  | 237.20           | LEGALSHIELD ADA OK                              | 06/29/2020 |
| 232917               | 2200108303 | 06/18/2020             | USD  | 808.64           | LEVEL 3 COMMUNICATIONS LLC DENVER CO            | 07/01/2020 |
| 232918               | 2200108282 | 06/18/2020             | USD  | 650.00           | LIEBERT CASSIDY WHITMORE LOS ANGELES CA         | 06/30/2020 |
| 232919               | 2200108310 | 06/18/2020             | USD  | 15,288.69        | LIFE INSURANCE COMPANY OF PHILADELPHIA PA       | 06/26/2020 |
| 232920               | 2200108297 | 06/18/2020             | USD  | 21,504.00        | MWH CONSTRUCTORS INC BROOMFIELD CO              | 06/24/2020 |
| 232921               | 2200108283 | 06/18/2020             | USD  | 176.13           | NAUMANN HOBBS MATERIAL HANDLINLOS ANGELES CA    | 06/26/2020 |
| 232922               | 2200108300 | 06/18/2020             | USD  | 1,020.00         | ONTARIO MUNICIPAL UTILITIES COONTARIO CA        | 06/22/2020 |
| 232923               | 2200108309 | 06/18/2020             | USD  | 410.76           | PERS LONG TERM CARE PROGRAM PASADENA CA         | 06/24/2020 |
| 232924               | 2200108286 | 06/18/2020             | USD  | 12,381.03        | RMC WATER AND ENVIRONMENT BOSTON MA             | 06/23/2020 |
| 232925               | 2200108281 | 06/18/2020             | USD  | 340.00           | SAN BERNARDINO COUNTY RECORDERSAN BERNARDINO CA | 06/30/2020 |
| 232926               | 2200108317 | 06/18/2020             | USD  | 80.56            | SCOTT, STACEY CHINO HILLS CA                    | 07/07/2020 |
| 232927               | 2200108306 | 06/18/2020             | USD  | 418.53           | SHERIFF'S COURT SERVICES SAN BERNARDINO CA      | 06/25/2020 |
| 232928               | 2200108292 | 06/18/2020             | USD  | 100.00           | SOCIETY FOR MAINTENANCE AND ATLANTA GA          | 06/26/2020 |
| 232929               | 2200108319 | 06/18/2020             | USD  | 73.95            | SOTELLO, SCOTT CHINO HILLS CA                   |            |
| 232930               | 2200108274 | 06/18/2020             | USD  | 275.26           | SOUTH COAST AQMD LOS ANGELES CA                 | 06/22/2020 |
| 232931               | 2200108316 | 06/18/2020             | USD  | 236.12           | TANG, KEVIN CHINO CA                            |            |
| 232932               | 2200108287 | 06/18/2020             | USD  | 140.00           | THE INSTITUTE OF INTERNAL AUDIORLANDO FL        | 06/23/2020 |

Inland Empire Util.Agency  
Chino, CA  
Company code 1000

Check Register  
CBB Disbursement Account-June 2020

07/19/2020 / 17:14:44  
User: CCAMPBEL  
Page: 4

|                      |            |                        |      |                  |   |            |           |
|----------------------|------------|------------------------|------|------------------|---|------------|-----------|
| Bank                 | CBB        | CITIZENS BUSINESS BANK |      |                  |   | ONTARIO CA | 917610000 |
| Bank Key             | 122234149  |                        |      |                  |   |            |           |
| Acct number          | CHECK      | 231167641              |      |                  |   |            |           |
| Check                |            |                        |      |                  |   |            |           |
| Check number from to | Payment    | Pmnt date              | Crcy | Amount paid (FC) | Recipient/void reason code                      | Enca./void |           |
| 232933               | 2200108284 | 06/18/2020             | USD  | 1,000.00         | U S BANK NA MINNEAPOLIS MN                      | 06/23/2020 |           |
| 232934               | 2200108302 | 06/18/2020             | USD  | 459.64           | VERIZON BUSINESS ALBANY NY                      | 06/23/2020 |           |
| 232935               | 2200108285 | 06/18/2020             | USD  | 1,133.66         | WORLDWIDE EXPRESS PASADENA CA                   | 06/23/2020 |           |
| 232936               | 2200108291 | 06/18/2020             | USD  | 990.16           | YRC INC PASADENA CA                             | 06/22/2020 |           |
| 232937               | 2200108381 | 06/25/2020             | USD  | 1,788.36         | AIRGAS WEST INC PASADENA CA                     | 06/29/2020 |           |
| 232938               | 2200108393 | 06/25/2020             | USD  | 8,314.00         | ALLIANT INSURANCE SERVICES INCPASADENA CA       | 06/30/2020 |           |
| 232939               | 2200108394 | 06/25/2020             | USD  | 100.00           | BOWMAN, JIM W ONTARIO CA                        | 07/02/2020 |           |
| 232940               | 2200108411 | 06/25/2020             | USD  | 1,529.27         | BRIGHTVIEW LANDSCAPES LLC ROCKVILLE MD          | 06/29/2020 |           |
| 232941               | 2200108403 | 06/25/2020             | USD  | 718.00           | CARRIER CORPORATION FARMINGTON CT               | 07/01/2020 |           |
| 232942               | 2200108388 | 06/25/2020             | USD  | 6,020.63         | CHINO MFG & REPAIR INC CHINO CA                 | 06/30/2020 |           |
| 232943               | 2200108396 | 06/25/2020             | USD  | 2,761.41         | CINTAS CORPORATION LOC#150 PHOENIX AZ           | 07/01/2020 |           |
| 232944               | 2200108387 | 06/25/2020             | USD  | 719.78           | CINTAS FIRST AID & SAFETY LOCCINCINNATI OH      | 07/02/2020 |           |
| 232945               | 2200108430 | 06/25/2020             | USD  | 1,840.00         | CONSTRUCTION TESTING AND RIVERSIDE CA           | 06/30/2020 |           |
| 232946               | 2200108437 | 06/25/2020             | USD  | 100.00           | Cheng, Jack Chino Hills CA                      | 07/13/2020 |           |
| 232947               | 2200108404 | 06/25/2020             | USD  | 520.00           | DAVID WHEELER'S PEST CONTROL IMURRIETA CA       | 07/01/2020 |           |
| 232948               | 2200108379 | 06/25/2020             | USD  | 4,562.55         | FLO SYSTEMS INC ANAHEIM HILLS CA                | 07/01/2020 |           |
| 232949               | 2200108423 | 06/25/2020             | USD  | 9,936.71         | FLUME INC SAN LUIS OBISPO CA                    | 07/02/2020 |           |
| 232950               | 2200108383 | 06/25/2020             | USD  | 552.42           | FONTANA HERALD NEWS FONTANA CA                  | 07/01/2020 |           |
| 232951               | 2200108434 | 06/25/2020             | USD  | 37.32            | FRONTIER COMMUNICATIONS CORP CINCINNATI OH      | 07/01/2020 |           |
| 232952               | 2200108408 | 06/25/2020             | USD  | 27,060.03        | GHD PASADENA CA                                 | 07/01/2020 |           |
| 232953               | 2200108400 | 06/25/2020             | USD  | 263.81           | GRAPHIC PRODUCTS BEAVERTON OR                   | 07/01/2020 |           |
| 232954               | 2200108421 | 06/25/2020             | USD  | 1,044.46         | I D SYSTEMS & SUPPLIES INC LOMITA CA            | 07/10/2020 |           |
| 232955               | 2200108409 | 06/25/2020             | USD  | 3,827.46         | ICE QUBE INC GREENSBURG PA                      | 06/30/2020 |           |
| 232956               | 2200108419 | 06/25/2020             | USD  | 3,096.84         | IDEXX DISTRIBUTION INC ATLANTA GA               | 06/30/2020 |           |
| 232957               | 2200108401 | 06/25/2020             | USD  | 129.30           | INDUSTRIAL RUBBER & SUPPLY INCSAN BERNARDINO CA | 06/30/2020 |           |
| 232958               | 2200108427 | 06/25/2020             | USD  | 374.06           | INGERSOLL RAND COMPANY CHICAGO IL               | 06/30/2020 |           |
| 232959               | 2200108391 | 06/25/2020             | USD  | 795.00           | INLAND EMPIRE MAGAZINE RIVERSIDE CA             | 07/03/2020 |           |
| 232960               | 2200108422 | 06/25/2020             | USD  | 100.00           | JOHNSON, CAROLYN TENICE MONTCLAIR CA            | 07/01/2020 |           |
| 232961               | 2200108407 | 06/25/2020             | USD  | 771.42           | KIM'S MASTER AUTO REPAIR CHINO CA               | 07/07/2020 |           |
| 232962               | 2200108417 | 06/25/2020             | USD  | 10,310.00        | LANCE SOLL & LUNGHARD LLP BREA CA               | 06/30/2020 |           |
| 232963               | 2200108405 | 06/25/2020             | USD  | 1,710.00         | LILLESTRAND LEADERSHIP CONSULTCHINO HILLS CA    | 07/01/2020 |           |
| 232964               | 2200108413 | 06/25/2020             | USD  | 91.00            | LITTLE SISTER'S TRUCK WASH, INBONSALL CA        | 07/09/2020 |           |
| 232965               | 2200108438 | 06/25/2020             | USD  | 500.00           | LOWE, SCOTT RANCHO CUCAMONGA CA                 | 07/02/2020 |           |
| 232966               | 2200108384 | 06/25/2020             | USD  | 5,115.14         | MISCO WATER FOOTHILL RANCH CA                   | 07/01/2020 |           |
| 232967               | 2200108378 | 06/25/2020             | USD  | 2,729.06         | OFFICE DEPOT PHOENIX AZ                         | 07/02/2020 |           |
| 232968               | 2200108389 | 06/25/2020             | USD  | 212.50           | OLSON REMCHO LLP SACRAMENTO CA                  | 06/30/2020 |           |
| 232969               | 2200108425 | 06/25/2020             | USD  | 3,768.35         | ONSITE TRUCK & EQUIPMENT REPAIONTARIO CA        | 07/06/2020 |           |
| 232970               | 2200108432 | 06/25/2020             | USD  | 649.57           | ONTARIO MUNICIPAL UTILITIES COONTARIO CA        | 06/30/2020 |           |
| 232971               | 2200108380 | 06/25/2020             | USD  | 589.34           | P L HAWN COMPANY INC HUNTINGTON BEACH CA        | 07/03/2020 |           |
| 232972               | 2200108390 | 06/25/2020             | USD  | 225.78           | PANTHER PROTECTION ORANGE CA                    | 07/01/2020 |           |
| 232973               | 2200108429 | 06/25/2020             | USD  | 689.19           | PAPE' MATERIAL HANDLING INC EUGENE OR           | 07/01/2020 |           |
| 232974               | 2200108416 | 06/25/2020             | USD  | 33,691.00        | PLANETBIDS INC STUDIO CITY CA                   | 07/07/2020 |           |
| 232975               | 2200108436 | 06/25/2020             | USD  | 87.71            | PUGA, DAISY CHINO HILLS CA                      | 06/29/2020 |           |
| 232976               | 2200108420 | 06/25/2020             | USD  | 1,234.04         | QUINN COMPANY LOS ANGELES CA                    | 06/29/2020 |           |



Inland Empire Util.Agency  
Chino, CA  
Company code 1000

Check Register  
CBB Disbursement Account-June 2020

07/19/2020 / 17:14:44  
User: CCAMPBEL  
Page: 5

|                        |            |                        |      |                  |  |            |           |
|------------------------|------------|------------------------|------|------------------|--|------------|-----------|
| Bank                   | CBB        | CITIZENS BUSINESS BANK |      |                  |  | ONTARIO CA | 917610000 |
| Bank Key               | 122234149  |                        |      |                  |  |            |           |
| Acct number            | CHECK      | 231167641              |      |                  |  |            |           |
| Check                  |            |                        |      |                  |  |            |           |
|                        |            |                        |      |                  |  |            |           |
| Check number from to   | Payment    | Pmnt date              | Crcy | Amount paid (FC) | Recipient/void reason code                   | Enca./void |           |
| 232977                 | 2200108398 | 06/25/2020             | USD  | 100.00           | REED, RANDALL J ALTA LOMA CA                 | 07/07/2020 |           |
| 232978                 | 2200108397 | 06/25/2020             | USD  | 100.00           | ROGERS, PETER J CHINO HILLS CA               | 06/30/2020 |           |
| 232979                 | 2200108433 | 06/25/2020             | USD  | 83.42            | SO CALIF GAS MONTEREY PARK CA                | 07/03/2020 |           |
| 232980                 | 2200108414 | 06/25/2020             | USD  | 176.61           | SPORT PINS INTERNATIONAL INC UPLAND CA       | 07/03/2020 |           |
| 232981                 | 2200108410 | 06/25/2020             | USD  | 6,523.25         | STAFFING NETWORK LLC CAROL STREAM IL         | 07/01/2020 |           |
| 232982                 | 2200108412 | 06/25/2020             | USD  | 100.00           | STONE, DEBRA KAYE UPLAND CA                  |            |           |
| 232983                 | 2200108418 | 06/25/2020             | USD  | 275.21           | STORETRIEVE LLC PASADENA CA                  | 06/30/2020 |           |
| 232984                 | 2200108399 | 06/25/2020             | USD  | 1,237.54         | SUN WIRELESS SAN DIEGO CA                    | 07/08/2020 |           |
| 232985                 | 2200108382 | 06/25/2020             | USD  | 368.08           | SUNSHINE FILTERS OF PINELLAS ILARGO FL       | 07/01/2020 |           |
| 232986                 | 2200108424 | 06/25/2020             | USD  | 361.61           | SUPPLY SOLUTIONS CERRITOS CA                 | 06/30/2020 |           |
| 232987                 | 2200108435 | 06/25/2020             | USD  | 43.70            | SWEZEY, TOM CHINO HILLS CA                   | 07/06/2020 |           |
| 232988                 | 2200108385 | 06/25/2020             | USD  | 3,179.25         | TELEDYNE INSTRUMENTS INC CHICAGO IL          | 06/29/2020 |           |
| 232989                 | 2200108426 | 06/25/2020             | USD  | 716.78           | THE OFFICE EXPRESS COSTA MESA CA             | 07/08/2020 |           |
| 232990                 | 2200108395 | 06/25/2020             | USD  | 1,595.00         | TOM DAY TREE SERVICE INC UPLAND CA           | 06/30/2020 |           |
| 232991                 | 2200108402 | 06/25/2020             | USD  | 5,722.73         | US BANK VOYAGER FLEET SYSTEMS KANSAS CITY MO | 07/02/2020 |           |
| 232992                 | 2200108415 | 06/25/2020             | USD  | 5,062.00         | VARIGREEN MECHANICAL SERVICES CERRITOS CA    | 07/02/2020 |           |
| 232993                 | 2200108386 | 06/25/2020             | USD  | 9,091.12         | VERIZON WIRELESS DALLAS TX                   | 07/01/2020 |           |
| 232994                 | 2200108431 | 06/25/2020             | USD  | 1,222.35         | WILLIAM J HOUSEL FONTANA CA                  | 07/01/2020 |           |
| 232995                 | 2200108428 | 06/25/2020             | USD  | 10,123.48        | WOODARD & CURRAN INC BOSTON MA               | 07/01/2020 |           |
| 232996                 | 2200108392 | 06/25/2020             | USD  | 959.85           | WORLDWIDE EXPRESS PASADENA CA                | 06/29/2020 |           |
| 232997                 | 2200108406 | 06/25/2020             | USD  | 791.79           | XYLEM WATER SOLUTIONS USA INC CHICAGO IL     | 07/01/2020 |           |
| 232998                 | 2200108584 | 06/29/2020             | USD  | 539.86           | ANDERSON, JOHN L CHINO CA                    | 07/13/2020 |           |
| 232999                 | 2200108581 | 06/29/2020             | USD  | 200.43           | BREIG, ANNA VICTORVILLE CA                   | 07/08/2020 |           |
| 233000                 | 2200108583 | 06/29/2020             | USD  | 539.86           | HOBBS, DIANA APPLE VALLEY CA                 | 07/07/2020 |           |
| 233001                 | 2200108582 | 06/29/2020             | USD  | 539.86           | HORNE, WILLIAM YUCCA VALLEY CA               | 07/02/2020 |           |
| 233002                 | 2200108587 | 06/29/2020             | USD  | 649.03           | VWR INTERNATIONAL LLC RADNOR PA              | 07/09/2020 |           |
| * Payment method Check |            |                        | USD  | 1,413,199.40     |  |            |           |

Total of all entries

Check Register  
CBB Disbursement Account-June 2020

07/19/2020 / 17:14:44  
User: CCAMPBEL  
Page: 6

| Check number from to | Payment | Pmnt date | Crcy | Amount paid (FC) | Recipient/void reason code | Enca./void |
|----------------------|---------|-----------|------|------------------|----------------------------|------------|
| **                   |         |           | USD  | 1,413,199.40     |                            |            |

## Attachment 2B

### Workers' Comp Checks

Inland Empire Util.Agency  
Chino, CA  
Company code 1000

Check Register  
CBB Workers Comp Account - June 2020

07/19/2020 / 13:56:47  
User: CCAMPBEL  
Page: 1

|  |            |                        |      |                  |  |            |            |
|--|------------|------------------------|------|------------------|--|------------|------------|
| Bank                                     | CBB        | CITIZENS BUSINESS BANK |      |                  |  | ONTARIO CA | 917610000  |
| Bank Key                                 | 122234149  |                        |      |                  |  |            |            |
| Acct number                              | WCOMP      | 231159290              |      |                  |  |            |            |
| Checks created manually                  |            |                        |      |                  |  |            |            |
| Check number from to                     | Payment    | Pmnt date              | Crcy | Amount paid (FC) | Recipient/void reason code               |            | Enca./void |
| 05425                                    | 2200108685 | 06/03/2020             | USD  | 3,130.78         | SEDGWICK CLAIMS MANAGEMENT SVCMEMPHIS TN |            | 06/08/2020 |
| 05426                                    | 2200108686 | 06/03/2020             | USD  | 180.00           | SEDGWICK CLAIMS MANAGEMENT SVCMEMPHIS TN |            | 06/09/2020 |
| 05427                                    | 2200108687 | 06/03/2020             | USD  | 1,396.60         | SEDGWICK CLAIMS MANAGEMENT SVCMEMPHIS TN |            | 06/08/2020 |
| 05428                                    | 2200108688 | 06/03/2020             | USD  | 12.00            | SEDGWICK CLAIMS MANAGEMENT SVCMEMPHIS TN |            | 06/10/2020 |
| 05429                                    | 2200108689 | 06/03/2020             | USD  | 12.61            | SEDGWICK CLAIMS MANAGEMENT SVCMEMPHIS TN |            | 06/10/2020 |
| 05430                                    | 2200108690 | 06/10/2020             | USD  | 100.00           | SEDGWICK CLAIMS MANAGEMENT SVCMEMPHIS TN |            | 06/15/2020 |
| 05431                                    | 2200108691 | 06/10/2020             | USD  | 2,009.93         | SEDGWICK CLAIMS MANAGEMENT SVCMEMPHIS TN |            | 06/15/2020 |
| 05432                                    | 2200108692 | 06/10/2020             | USD  | 166.02           | SEDGWICK CLAIMS MANAGEMENT SVCMEMPHIS TN |            | 06/15/2020 |
| 05433                                    | 2200108693 | 06/10/2020             | USD  | 435.00           | SEDGWICK CLAIMS MANAGEMENT SVCMEMPHIS TN |            | 06/15/2020 |
| 05434                                    | 2200108694 | 06/10/2020             | USD  | 39.44            | SEDGWICK CLAIMS MANAGEMENT SVCMEMPHIS TN |            | 06/15/2020 |
| 05435                                    | 2200108695 | 06/10/2020             | USD  | 27.22            | SEDGWICK CLAIMS MANAGEMENT SVCMEMPHIS TN |            | 06/15/2020 |
| 05436                                    | 2200108696 | 06/17/2020             | USD  | 114.32           | SEDGWICK CLAIMS MANAGEMENT SVCMEMPHIS TN |            | 06/23/2020 |
| 05437                                    | 2200108697 | 06/24/2020             | USD  | 241.38           | SEDGWICK CLAIMS MANAGEMENT SVCMEMPHIS TN |            |            |
| 05438                                    | 2200108698 | 06/24/2020             | USD  | 454.48           | SEDGWICK CLAIMS MANAGEMENT SVCMEMPHIS TN |            | 06/29/2020 |
| 05439                                    | 2200108699 | 06/24/2020             | USD  | 263.87           | SEDGWICK CLAIMS MANAGEMENT SVCMEMPHIS TN |            | 06/29/2020 |
| * Payment method Checks created manually |            |                        | USD  | 8,583.65         |  |            |            |

Total of all entries

Check Register  
CBB Workers Comp Account - June 2020

07/19/2020 / 13:56:47  
User: CCAMPBEL  
Page: 2

| Check number from to | Payment | Pmnt date | Crcy | Amount paid (FC) | Recipient/void reason code | Enca./void |
|----------------------|---------|-----------|------|------------------|----------------------------|------------|
| **                   |         |           | USD  | 8,583.65         |                            |            |

# Attachment 2C

Vendor ACHs

|                           |        |
|---------------------------|--------|
| Check Payee / Description | Amount |
|---------------------------|--------|

|     |  |         |          |
|-----|--|---------|----------|
| ACH | FISHER SCIENTIFIC                        |         |          |
|     | Tubes,Sodium Salicylate,Perchlorate      | 8777681 | 1,321.50 |
|     | Syringe,N-Hexane,Liquinox,Fltr Tip Str,B | 9032318 | 2,234.85 |
|     |  |         | -        |
|     | FISHER SCIENTIFIC                        | \$      | 3,556.35 |

|     |  |         |          |
|-----|--|---------|----------|
| ACH | HOME DEPOT CREDIT SERVICES               |         |          |
|     | EN19001-Trash Cans-7 Gal Black Rectangul | 6272112 | 233.52   |
|     | RP5Mnt-Salt Pellets-40 Lb DC Brt & Sft   | 9902804 | 96.33    |
|     | Inv-Plastic Buckets-2 Gal White          | 1772144 | 115.72   |
|     | EN19001-Duo-Sweep Broom,Dust Pan         | 2852214 | 18.63    |
|     | EN19001-Half-Fold Toilet Seat Cover Disp | 6475602 | 145.14   |
|     | EN19001-Mop Bucket with Wringer-20 Qt Pl | 6728616 | 38.67    |
|     | EN19001-Home Tool Kit (71-Piece)         | 7474884 | 45.49    |
|     | EN19001-5-Tier Plstc Shlvng Unts,7 Gal R | 7902395 | 644.23   |
|     | EN19001-Nn-Slp Sh CvrS,Mskng Flms,Sctch  | 6901748 | 320.77   |
|     | EN19001-Bowl Brush, Plunger and Caddy    | 7905421 | 41.93    |
|     | EN19001-Lvndr Lmn Twst Auto Ar Frshnr Rf | 6801627 | 58.06    |
|     | EN19001-Paper Towel Holder-Tension Arm S | 5684600 | 24.52    |
|     | EN19001-Dish Drainer Set                 | 6574475 | 21.84    |
|     | FltMnt-Veh 0420-Husky Truck Tool Box-Low | 4146969 | 481.62   |
|     | Inv-Gloss Sand Spray Paints              | 8144258 | 55.21    |
|     | RP1Mnt/Ops-Bottled Water                 | 9515517 | 393.12   |
|     | SwrColl-Polarized Safety Glasses-Tntd Ln | 9113729 | 308.47   |
|     | RP1Ops/RP1Mnt-Pallet Fee Credit-Bottled  | 6102335 | 32.33    |
|     | RP1Ops/RP1Mnt-Pallet Fee-Bottled Water   | 6971129 | 32.33    |
|     | EN19001-Auto Air Freshener Spray Dispens | 5343565 | 26.38    |
|     | EN19001-Boot 'N Shoe Brown Brush         | 2215267 | 208.30   |
|     | EN19001-C-Fold Paper Towel Dispenser     | 6875911 | 158.36   |
|     | RP1Ops-Sand-50 Lb Bags                   | 6903650 | 313.55   |
|     | RP1Ops/RW-Wet/Dry Vacs,Impact Wrench Kit | 5314781 | 1,784.44 |
|     | RP1Ops-Icemaker-50 Lb Free Standing      | 3652705 | 1,076.42 |
|     | RP1Mnt-DAP Caulkings,Drywall Anchors,S-H | 1900709 | 58.87    |
|     | EN19001-Tp Msr,Elctrcl Tst Kt,Msrng Whl, | 9904202 | 203.38   |
|     | EN19001-Wall Clocks                      | 8401547 | 31.89    |
|     | EN19001-TV Anti-Tip Kits                 | 8191679 | 31.70    |
|     | EN19001-Garden Hose                      | 8690995 | 23.67    |
|     | EN19001-Double Clothes Hooks             | 8546914 | 179.30   |
|     | EN19001-Measuring Wheel                  | 7912510 | 56.41    |
|     | EN19001-HD Shovel Steel Handle           | 7532696 | 84.66    |
|     | EN19001-Surge Protectors-15 AMP 6 Outlet | 4553137 | 214.16   |
|     | EN19001-Breakers                         | 9904174 | 9.29     |
|     | EN19001-Floor Box Kits                   | 7432520 | 213.15   |
|     | RW-Bessey Bar Clamps,Super Glue Remover  | 9042642 | 58.59    |
|     | RP1Mnt-Mop Head Refills,Mop Bucket-35 Qt | 4903759 | 80.75    |
|     | RP1Mnt-Wet Mop Handle-60" Side Gate Red  | 3327567 | 24.71    |
|     | EN19001-50' Pwr Strps,25' Pwr Strps      | 6755566 | 126.99   |
|     |  |         | -        |
|     | HOME DEPOT CREDIT SERVICES               | \$      | 8,008.24 |

|     |                                      |             |        |
|-----|--------------------------------------|-------------|--------|
| ACH | NAPA GENUINE PARTS COMPANY           |             |        |
|     | Air Filters,Oil Filters,Fuel Filters | 4584-305524 | 446.97 |
|     | 3 Batteries                          | 4584-305073 | 422.22 |
|     |                                      |             | -      |
|     | NAPA GENUINE PARTS COMPANY           | \$          | 869.19 |

|     |   |             |        |
|-----|---|-------------|--------|
| ACH | UNDERGROUND SERVICE ALERT/SC            |             |        |
|     | 2019 Dig Safe Board CA Regulatory Fee - | DSB20192148 | 338.67 |

| Check | Payee / Description  | Amount       |
|-------|--|--------------|
|       | April 2020-212 Dig Alerts 420200334  | 359.80       |
|       | UNDERGROUND SERVICE ALERT/SC \$  | 698.47       |
| ACH   | PACIFIC PARTS & CONTROLS<br>Ethernet/IO Option Cards I435047               | 1,184.28     |
|       | PACIFIC PARTS & CONTROLS \$  | 1,184.28     |
| ACH   | PETE'S ROAD SERVICE<br>Repair Transmission Leak f/VQUI 0600 388004-00      | 4,311.77     |
|       | 1/27 Tow Charge f/VQUI 0600 394382-00                                      | 602.95       |
|       | Flat Repair f/Veh 1502 400433-00   | 112.73       |
|       | 2 Tires f/Veh 1203 405195-00   | 1,037.21     |
|       | Tire f/Veh 0633 405207-00  | 304.57       |
|       | 4 Tires f/Veh 1804 406802-00   | 1,019.97     |
|       | Tire f/Veh 1902 408212-00  | 452.13       |
|       | PETE'S ROAD SERVICE \$   | 7,841.33     |
| ACH   | HDR ENGINEERING INC<br>EN19023-8/19/19-12/6/19 Prof Svcs 1200236065        | 12,966.00    |
|       | HDR ENGINEERING INC \$   | 12,966.00    |
| ACH   | CHINO BASIN WATERMASTER<br>50% Cost Sharing - PBHSP 2020-02-B              | 8,039.10     |
|       | 50% Cost Sharing - PBHSP 2020-04-B   | 23,048.63    |
|       | 100% Split for IEUA-WEI Invoice 2020140 2020-04-D                          | 16,175.47    |
|       | CHINO BASIN WATERMASTER \$   | 47,263.20    |
| ACH   | BLACK & VEATCH CORPORATION<br>EN17044-4/2020 Professional Services 1319872 | 1,869.33     |
|       | BLACK & VEATCH CORPORATION \$  | 1,869.33     |
| ACH   | ENVIRONMENTAL CONSULTING & TES<br>3 Liter Algae 128                        | 126.00       |
|       | ENVIRONMENTAL CONSULTING & TES\$   | 126.00       |
| ACH   | CAROLLO ENGINEERS<br>RW15004-2/2020 Professional Services 0184996          | 18,214.65    |
|       | CAROLLO ENGINEERS \$   | 18,214.65    |
| ACH   | MCMMASTER-CARR SUPPLY CO<br>Flowmeter,Valve,Brass Pipe Fitting 40013613    | 427.71       |
|       | MCMMASTER-CARR SUPPLY CO \$  | 427.71       |
| ACH   | CHINO BASIN DESALTER AUTHORITY<br>CDA-EN16021-Plume Capital Cntrbtn 530    | 2,458,055.84 |
|       | CHINO BASIN DESALTER AUTHORITY\$   | 2,458,055.84 |
| ACH   | CASC ENGINEERING AND CONSULTIN<br>RW15004-2/2020 Professional Svcs 0042117 | 4,404.00     |



| Check | Payee / Description                                | Amount    |
|-------|--|-----------|
|       | CASC ENGINEERING AND CONSULTIN\$                   | 4,404.00  |
| ACH   | W A RASIC CONSTRUCTION CO INC                      |           |
|       | EN20019-Whispering Lakes Centrate Line R 342535    | 16,371.34 |
|       | EN20017-CCWRP RW Leak Repair 342544                | 9,550.16  |
|       | W A RASIC CONSTRUCTION CO INC \$                   | 25,921.50 |
| ACH   | HACH COMPANY                                       |           |
|       | Inv-pH Sensors,DPD Total Refill,PH7 Buff 11949400  | 3,908.13  |
|       | TP1Mnt-Process Vial 11950737                       | 40.07     |
|       | Inv-Ryton Salt Bridges 11950495                    | 279.13    |
|       | HACH COMPANY \$                                    | 4,227.33  |
| ACH   | INNOVATIVE FEDERAL STRATEGIES                      |           |
|       | 5/20 Prof Svcs 052020                              | 8,000.00  |
|       | INNOVATIVE FEDERAL STRATEGIES \$                   | 8,000.00  |
| ACH   | KVAC ENVIRONMENTAL SERVICES IN                     |           |
|       | FcltMgmtRP5-Hazmat Dspsl Rmvl-E-Wst,Ld A KS2003085 | 1,080.88  |
|       | FcltMgmtRP5-Hazmat Dspsl Rmvl-55G Flmmb1 KS2004071 | 2,962.98  |
|       | KVAC ENVIRONMENTAL SERVICES IN\$                   | 4,043.86  |
| ACH   | VAUGHAN'S INDUSTRIAL REPAIR CO                     |           |
|       | RP1 Rebuild IPS Pump #1 027181                     | 15,016.77 |
|       | VAUGHAN'S INDUSTRIAL REPAIR CO\$                   | 15,016.77 |
| ACH   | GRISWOLD INDUSTRIES                                |           |
|       | RW-Rbld Main Valve & Pilot Rubber,Rebuil 793968    | 2,464.76  |
|       | GRISWOLD INDUSTRIES \$                             | 2,464.76  |
| ACH   | OLIN CORP  |           |
|       | CCWRP-4,966 Gals Sodium Hypochlorite 2814613       | 3,992.66  |
|       | RP5-4,686 Gals Sodium Hypochlorite 2827500         | 4,006.53  |
|       | TP1-4,774 Gals Sodium Hypochlorite 2826785         | 4,081.77  |
|       | CCWRP-3,696 Gals Sodium Hypochlorite 2826784       | 3,160.08  |
|       | RP5-4,900 Gals Sodium Hypochlorite 2800811         | 3,939.60  |
|       | RP4-4,890 Gals Sodium Hypochlorite 2803476         | 3,931.56  |
|       | CCWRP-4,952 Gals Sodium Hypochlorite 2805799       | 3,981.41  |
|       | TP1-4,926 Gals Sodium Hypochlorite 2826783         | 3,960.50  |
|       | TP1-4,908 Gals Sodium Hypochlorite 2826279         | 3,946.03  |
|       | TP1-4,874 Gals Sodium Hypochlorite 2825805         | 3,918.70  |
|       | CCWRP-3,482 Gals Sodium Hypochlorite 2825435       | 2,977.11  |
|       | RP4-4,946 Gals Sodium Hypochlorite 2825434         | 3,976.58  |
|       | RP4-4,830 Gals Sodium Hypochlorite 2822887         | 3,883.32  |
|       | CCWRP-4,900 Gals Sodium Hypochlorite 2822886       | 3,939.60  |
|       | CCWRP-2,986 Gals Sodium Hypochlorite 2821596       | 2,597.82  |
|       | RP4-4,892 Gals Sodium Hypochlorite 2820598         | 3,933.17  |
|       | CCWRP-3,472 Gals Sodium Hypochlorite 2820168       | 2,968.56  |
|       | CCWRP-2,972 Gals Sodium Hypochlorite 2818796       | 2,585.64  |
|       | CCWRP-3,458 Gals Sodium Hypochlorite 2817182       | 2,956.59  |
|       | CCWRP-3,022 Gals Sodium Hypochlorite 2816085       | 2,583.81  |
|       | CCWRP-4,900 Gals Sodium Hypochlorite 2808784       | 3,939.60  |

| Check | Payee / Description                                 | Amount     |
|-------|---|------------|
|       | RP4-4,838 Gals Sodium Hypochlorite 2815102          | 3,889.75   |
|       | CCWRP-4,904 Gals Sodium Hypochlorite 2812110        | 3,942.82   |
|       |   | - - - - -  |
|       | OLIN CORP \$  | 83,093.21  |
| ACH   | ALLIED UNIVERSAL SECURITY SERV                      |            |
|       | May 2020 Monthly Patrol Service 10062969            | 11,224.08  |
|       | April 2020 Monthly Patrol Service 10059373          | 11,224.08  |
|       |   | - - - - -  |
|       | ALLIED UNIVERSAL SECURITY SERV\$                    | 22,448.16  |
| ACH   | DOWNS ENERGY  |            |
|       | RP2-420.50 Gals Red Dyed Diesel Fuel 0264800-IN     | 649.55     |
|       |   | - - - - -  |
|       | DOWNS ENERGY \$                                     | 649.55     |
| ACH   | CIVIC PUBLICATIONS INC                              |            |
|       | 250K Can it be Flushed Emails, Spring int 1585      | 19,719.00  |
|       |   | - - - - -  |
|       | CIVIC PUBLICATIONS INC \$                           | 19,719.00  |
| ACH   | EUROFINS EATON ANALYTICAL LLC                       |            |
|       | 4/14/2020 Water Sample Analysis L0509269            | 1,950.00   |
|       | 4/16/2020 Water Sample Analysis L0509862            | 375.00     |
|       | 5/7/2020 Water Sample Analysis L0510636             | 65.00      |
|       | 4/28/2020 Water Sample Analysis L0509893            | 100.00     |
|       | 4/14/2020 Water Sample Analysis L0509268            | 1,300.00   |
|       |   | - - - - -  |
|       | EUROFINS EATON ANALYTICAL LLC \$                    | 3,790.00   |
| ACH   | MICROAGE  |            |
|       | AP Switched Rack PDU 2106765                        | 1,102.85   |
|       |   | - - - - -  |
|       | MICROAGE \$   | 1,102.85   |
| ACH   | CALIFORNIA WATER TECHNOLOGIES                       |            |
|       | RP1-16,813 lbs Ferric Chloride Solution 37401       | 5,306.30   |
|       | PhillLS-17,381 lbs Ferric Chloride Soluti 37365     | 5,485.57   |
|       | RP2-17,423 lbs Ferric Chloride Solution 37309       | 5,498.98   |
|       | RP1-17,754 lbs Ferric Chloride Solution 37371       | 5,603.33   |
|       |   | - - - - -  |
|       | CALIFORNIA WATER TECHNOLOGIES \$                    | 21,894.18  |
| ACH   | ARCADIS U.S., INC.                                  |            |
|       | EN19001/EN19006-4/2020 Professional Serv 34161051   | 225,939.08 |
|       |   | - - - - -  |
|       | ARCADIS U.S., INC. \$                               | 225,939.08 |
| ACH   | MANAGED MOBILE INC                                  |            |
|       | Repair Parts/Labor for Agency Vehicles IN00-0197989 | 113.24     |
|       | Repair Parts/Labor for Agency Vehicles IN00-0197985 | 1,568.43   |
|       |   | - - - - -  |
|       | MANAGED MOBILE INC \$                               | 1,681.67   |
| ACH   | WALLACE & ASSOCIATES CONSULTIN                      |            |
|       | PL19005-3/2-3/29 On-Call Admin Svcs 20-03-IEUA-AD   | 8,320.00   |
|       | 4600002051-3/30-5/3 Prof Svcs 2020-04-IEUA          | 23,058.00  |
|       |   | - - - - -  |
|       | WALLACE & ASSOCIATES CONSULTIN\$                    | 31,378.00  |

|                           |        |
|---------------------------|--------|
| Check Payee / Description | Amount |
|---------------------------|--------|

|     |  |               |            |
|-----|--|---------------|------------|
| ACH | INTERA INCORPORATED                    |               | 3,440.00   |
|     | WR16025/EN16035-3/1-3/31 Prof Svcs     | 03-20-61      |            |
|     | WR16025/EN16035-4/1-4/30 Prof Svcs     | 04-20-37      | 1,922.50   |
|     |  |               | - - - - -  |
|     | INTERA INCORPORATED                    | \$            | 5,362.50   |
| ACH | AMAZON BUSINESS                        |               |            |
|     | Micro Limit Switch                     | 1RQ7-6L1C-NNR | 15.06      |
|     |  |               | - - - - -  |
|     | AMAZON BUSINESS                        | \$            | 15.06      |
| ACH | KEARNS & WEST                          |               |            |
|     | PL19002-4/1-4/30 Prof Svcs             | 017498        | 4,652.26   |
|     | PL19002-3/1-3/31 Prof Svcs             | 017370        | 17,307.15  |
|     |  |               | - - - - -  |
|     | KEARNS & WEST                          | \$            | 21,959.41  |
| ACH | LA OPINION                             |               |            |
|     | PI-Water Conservation Ads-4/18         | 107290420     | 1,100.00   |
|     |  |               | - - - - -  |
|     | LA OPINION                             | \$            | 1,100.00   |
| ACH | CAPO PROJECTS GROUP LLC                |               |            |
|     | March 2020 Professional Services       | 3702          | 26,520.16  |
|     |  |               | - - - - -  |
|     | CAPO PROJECTS GROUP LLC                | \$            | 26,520.16  |
| ACH | BUCKNAM INFRASTRUCTURE GROUP I         |               |            |
|     | EN20038-4/2020 Professional Services   | 358-01.09     | 16,349.55  |
|     |  |               | - - - - -  |
|     | BUCKNAM INFRASTRUCTURE GROUP I         | \$            | 16,349.55  |
| ACH | MOMENTUM                               |               |            |
|     | EN24001-4/2020 RP1 Blueprint Project   | MV-1245       | 423.75     |
|     |  |               | - - - - -  |
|     | MOMENTUM                               | \$            | 423.75     |
| ACH | SO CALIF EDISON                        |               |            |
|     | CCWRP/TP-4/27-5/28 14950 Telephone Ave | 3018402051 5/ | 40.96      |
|     | 8thStBsn-4/27-5/28 1180 8th St         | 3024625308 5/ | 70.98      |
|     | Trnr3&4-4/28-5/29 916 Archibald Ave    | 3024859341 5/ | 49.98      |
|     | TrnrBsnRW-4/28-5/29 1063 Turner Ave    | 3026143801 5/ | 17.47      |
|     |  |               | - - - - -  |
|     | SO CALIF EDISON                        | \$            | 179.39     |
| ACH | SHELL ENERGY NORTH AMERICA LP          |               |            |
|     | RP1/RP2/RP5/CCWRP-4/1-4/30 Power Usage | 202004        | 165,629.72 |
|     |  |               | - - - - -  |
|     | SHELL ENERGY NORTH AMERICA LP          | \$            | 165,629.72 |
| ACH | IEUA EMPLOYEES' ASSOCIATION            |               |            |
|     | P/R 12 6/5/20 Employee Ded             | HR 0089100    | 207.00     |
|     |  |               | - - - - -  |
|     | IEUA EMPLOYEES' ASSOCIATION            | \$            | 207.00     |
| ACH | IEUA SUPERVISORS UNION ASSOCIA         |               |            |
|     | P/R 12 6/5/20 Employee Ded             | HR 0089100    | 330.00     |
|     |  |               | - - - - -  |

| Check |  | Payee / Description                                   | Amount     |
|-------|--|---|------------|
|       |  | IEUA SUPERVISORS UNION ASSOCIA\$                      | 330.00     |
| ACH   |  | IEUA GENERAL EMPLOYEES ASSOCIA                        |            |
|       |  | P/R 12 6/5/20 Employee Ded HR 0089100                 | 1,106.60   |
|       |  |   | - - - - -  |
|       |  | IEUA GENERAL EMPLOYEES ASSOCIA\$                      | 1,106.60   |
| ACH   |  | IEUA PROFESSIONAL EMPLOYEES AS                        |            |
|       |  | P/R 12 6/5/20 Employee Ded HR 0089100                 | 552.00     |
|       |  |   | - - - - -  |
|       |  | IEUA PROFESSIONAL EMPLOYEES AS\$                      | 552.00     |
| ACH   |  | DISCOVERY BENEFITS INC                                |            |
|       |  | P/R 12 6/5/20 Cafeteria Plan HR 0089100               | 4,152.09   |
|       |  |   | - - - - -  |
|       |  | DISCOVERY BENEFITS INC \$                             | 4,152.09   |
| ACH   |  | PATRICK W HUNTER                                      |            |
|       |  | P/R 12 6/5/20 HR 0089100                              | 248.50     |
|       |  |   | - - - - -  |
|       |  | PATRICK W HUNTER \$                                   | 248.50     |
| ACH   |  | SANTA CRUZ, VICTOR                                    |            |
|       |  | Reim WEF/CWEA Mbrshp Rnwl 2020-SantaCruz 1757666 2020 | 275.00     |
|       |  | Reim-Emp Safety Shoe/Pants Purchase SAFTY REIM 19     | 235.39     |
|       |  |   | - - - - -  |
|       |  | SANTA CRUZ, VICTOR \$                                 | 510.39     |
| ACH   |  | FRESQUEZ, ADRIAN                                      |            |
|       |  | MlgReim-5/24,25/20 Call Out-Fresquez,A MLG 5/24,25/2  | 108.10     |
|       |  |   | - - - - -  |
|       |  | FRESQUEZ, ADRIAN \$                                   | 108.10     |
| ACH   |  | HUBER, JENNIFER                                       |            |
|       |  | Reim-CWEA Certificate Renewal 2020 33986I2020         | 94.00      |
|       |  |   | - - - - -  |
|       |  | HUBER, JENNIFER \$                                    | 94.00      |
| ACH   |  | MARTINEZ, ARNOLDO                                     |            |
|       |  | MlgReim-5/27/20 Call Out-Martinez,A MLG 5/27/20       | 28.75      |
|       |  |   | - - - - -  |
|       |  | MARTINEZ, ARNOLDO \$                                  | 28.75      |
| ACH   |  | INLAND EMPIRE REGIONAL                                |            |
|       |  | RCA-SCE Credits 04/19-12/19 SCECR 4/19-12             | 181,227.63 |
|       |  |   | - - - - -  |
|       |  | INLAND EMPIRE REGIONAL \$                             | 181,227.63 |
| ACH   |  | AQUA BEN CORPORATION                                  |            |
|       |  | RP1-23,000 Lbs Hydrofloc 750A 40646                   | 29,243.35  |
|       |  | DAFT-4,600 Lbs Hydrofloc 748E 40645                   | 4,460.85   |
|       |  | DAFT-4,600 Lbs Hydrofloc 748E 40534                   | 4,460.85   |
|       |  | RP1-23,000 Lbs Hydrofloc 750A 40535                   | 29,243.35  |
|       |  |   | - - - - -  |
|       |  | AQUA BEN CORPORATION \$                               | 67,408.40  |
| ACH   |  | CALTROL INC   |            |
|       |  | Fisher Valve Mount Kit CD99103514                     | 203.38     |
|       |  |   | - - - - -  |

| Check | Payee / Description                                  | Amount       |
|-------|--|--------------|
|       | CALTROL INC  | \$ 203.38    |
| ACH   | FISHER SCIENTIFIC                                    |              |
|       | Pipet Disp, Latex Bulbs 9299954                      | 232.89       |
|       | Lauryl Tryptose Broth 9299953                        | 139.77       |
|       | Flasks 9248958                                       | 268.14       |
|       | Phosphoric Acid 9089636                              | 730.59       |
|       |  | - - - - -    |
|       | FISHER SCIENTIFIC                                    | \$ 1,371.39  |
| ACH   | RMA GROUP  |              |
|       | EN20042-12/2-3/2 Prof Svcs 69314                     | 1,412.50     |
|       |  | - - - - -    |
|       | RMA GROUP  | \$ 1,412.50  |
| ACH   | ROYAL INDUSTRIAL SOLUTIONS                           |              |
|       | Axial Fan 6046-680569                                | 101.79       |
|       | 2-Way Solenoid Valves 6046-681491                    | 1,569.94     |
|       | FVNR Starter,Aux Contact 6046-681552                 | 1,413.90     |
|       | Photo Control 6046-681694                            | 13.15        |
|       | Cable Assys,Interface Modules,Ethernet S 6046-680599 | 1,781.28     |
|       | Photo Controls 6046-681742                           | 26.29        |
|       |  | - - - - -    |
|       | ROYAL INDUSTRIAL SOLUTIONS                           | \$ 4,906.35  |
| ACH   | SANTA ANA WATERSHED                                  |              |
|       | April 2020 Service 9707                              | 77,052.37    |
|       | April 2020 Truck Discharge 9701                      | 4,823.61     |
|       |  | - - - - -    |
|       | SANTA ANA WATERSHED                                  | \$ 81,875.98 |
| ACH   | ACCUSTANDARD INC                                     |              |
|       | Base/Neutral Composite Mix,Custom Std 919043         | 1,233.36     |
|       |  | - - - - -    |
|       | ACCUSTANDARD INC                                     | \$ 1,233.36  |
| ACH   | CAROLLO ENGINEERS                                    |              |
|       | EN17110/EN17043-4/2020-Professional Srvs 0187136     | 42,184.98    |
|       | 4600002677-4/2020 Professional Services 0187138      | 1,806.30     |
|       |  | - - - - -    |
|       | CAROLLO ENGINEERS                                    | \$ 43,991.28 |
| ACH   | AUTOMATED GATE SERVICES INC                          |              |
|       | RP2-Left Entry Hy Security Swing Riser G 143822      | 3,475.00     |
|       |  | - - - - -    |
|       | AUTOMATED GATE SERVICES INC                          | \$ 3,475.00  |
| ACH   | U S HOSE INC   |              |
|       | Red Air Hose,Garden Hose Adapter/Fitting 0136345-IN  | 206.64       |
|       |  | - - - - -    |
|       | U S HOSE INC   | \$ 206.64    |
| ACH   | NATIONAL BUSINESS INVESTIGATIO                       |              |
|       | Employee Background Chk NN,MT,AN IEUA-1084           | 528.47       |
|       |  | - - - - -    |
|       | NATIONAL BUSINESS INVESTIGATIO                       | \$ 528.47    |
| ACH   | HACH COMPANY   |              |
|       | TP1Mnt-Automatic Cleaning Codule TU5 11949453        | 954.84       |

| Check |  | Payee / Description                                   | Amount       |
|-------|--|---|--------------|
|       |  | HACH COMPANY  | \$ 954.84    |
| ACH   |  | CS-AMSCO  |              |
|       |  | Flanged Valves 15890                                  | 10,122.01    |
|       |  | CS-AMSCO  | \$ 10,122.01 |
| ACH   |  | NATIONAL CONSTRUCTION RENTALS                         |              |
|       |  | 5/15/20-6/11/20 Potty/Handicap Potty/Sin 5749775      | 994.80       |
|       |  | NATIONAL CONSTRUCTION RENTALS                         | \$ 994.80    |
| ACH   |  | RSD   |              |
|       |  | Filters 55321609-00                                   | 589.87       |
|       |  | Pleated Filters 55322630-00                           | 819.24       |
|       |  | RSD   | \$ 1,409.11  |
| ACH   |  | GK & ASSOCIATES                                       |              |
|       |  | 46-2849-4/20 Prof Svcs 20-037                         | 14,608.00    |
|       |  | 46-2849-4/20 Prof Svcs 20-036                         | 26,999.20    |
|       |  | 46-2849-4/20 Prof Svcs 20-035                         | 14,857.00    |
|       |  | GK & ASSOCIATES                                       | \$ 56,464.20 |
| ACH   |  | PFM ASSET MANAGEMENT LLC                              |              |
|       |  | 4/1-4/30 Investment Portfolio Mgmt Svcs SMA-M0420-167 | 6,199.74     |
|       |  | EN19001/EN19006-WIFIA Loan Financial Adv 109718       | 65,561.18    |
|       |  | PFM ASSET MANAGEMENT LLC                              | \$ 71,760.92 |
| ACH   |  | JB'S POOLS & PONDS INC                                |              |
|       |  | 5/20 Pond Maint Svc 2066760500                        | 1,194.85     |
|       |  | JB'S POOLS & PONDS INC                                | \$ 1,194.85  |
| ACH   |  | DOWNS ENERGY  |              |
|       |  | RP1-1,737.90 Gals Clear Diesel Fuel 0265041-IN        | 3,725.05     |
|       |  | DOWNS ENERGY  | \$ 3,725.05  |
| ACH   |  | CONSERV CONSTRUCTION INC                              |              |
|       |  | WR20019-5/2020 Professional Services 1569             | 3,199.70     |
|       |  | WR20006-5/2020 Professional Services 1570             | 6,219.57     |
|       |  | WR20025-5/2020 Professional Services 1571             | 7,276.50     |
|       |  | CONSERV CONSTRUCTION INC                              | \$ 16,695.77 |
| ACH   |  | EUROFINS EATON ANALYTICAL LLC                         |              |
|       |  | 5/14/2020 Water Sample Analysis L0511926              | 50.00        |
|       |  | 5/5/2020 Water Sample Analysis L0511920               | 100.00       |
|       |  | 5/5/2020 Water Sample Analysis L0511036               | 1,300.00     |
|       |  | 4/28/2020 Water Sample Analysis L0511027              | 1,300.00     |
|       |  | EUROFINS EATON ANALYTICAL LLC                         | \$ 2,750.00  |
| ACH   |  | CALIFORNIA WATER TECHNOLOGIES                         |              |
|       |  | Phills-16,153 lbs Ferric Chloride Soluti 37208        | 5,094.83     |

| Check | Payee / Description                                    | Amount    |
|-------|--|-----------|
|       | RP2-17,388 lbs Ferric Chloride Solution 37482          | 5,487.92  |
|       | RP1-17,209 lbs Ferric Chloride Solution 37428          | 5,431.55  |
|       | PhilLS-16,193 lbs Ferric Chloride Soluti 37181         | 5,110.88  |
|       |  | - - - - - |
|       | CALIFORNIA WATER TECHNOLOGIES \$                       | 21,125.18 |
| ACH   | TRIEPEI SMITH AND ASSOCIATES I                         |           |
|       | 4/1-4/30 Drought Creative Work 5042                    | 771.76    |
|       |  | - - - - - |
|       | TRIEPEI SMITH AND ASSOCIATES I\$                       | 771.76    |
| ACH   | MANAGED MOBILE INC                                     |           |
|       | Repair Parts/Labor for Agency Vehicles IN00-0198835    | 2,185.00  |
|       | Repair Parts/Labor for Agency Vehicles IN00-0198924    | 1,327.20  |
|       | Repair Parts/Labor for Agency Vehicles IN00-0199204    | 221.74    |
|       |  | - - - - - |
|       | MANAGED MOBILE INC \$                                  | 3,733.94  |
| ACH   | PRIORITY BUILDING SERVICES LLC                         |           |
|       | April 2020 Day Porter Cleaning & Sanitiz 68816         | 17,510.00 |
|       |  | - - - - - |
|       | PRIORITY BUILDING SERVICES LLC\$                       | 17,510.00 |
| ACH   | JC LAW FIRM  |           |
|       | 4/20 Regional Contract 0739                            | 3,180.00  |
|       | 4/20 RCA Legal 0738                                    | 480.00    |
|       | 4/20 Walker vs IEUA 0749                               | 3,390.00  |
|       | 4/20 General Legal 0737                                | 27,750.00 |
|       | 4/20 Watermaster 0741                                  | 2,250.00  |
|       | 4/20 Kaiser vs CBWCD (Ely Basin) 0742                  | 5,236.60  |
|       | 4/20 San Bernardino Transit Auth vs IEUA 0748          | 150.00    |
|       | 4/20 San Bernardino Transit Auth vs IEUA 0744          | 180.00    |
|       | 4/20 San Bernardino Transt Auth vs IEUA( 0745          | 690.00    |
|       | 4/20 San Bernardino Transt Auth v IEUA(C 0746          | 150.00    |
|       | 4/20 San Bernardino Transit Auth vs IEUA 0747          | 240.00    |
|       | 4/20 IEUA vs Spicer-EN17018 0740                       | 15,390.00 |
|       |  | - - - - - |
|       | JC LAW FIRM \$   | 59,086.60 |
| ACH   | U S BANK - PAYMENT PLUS                                |           |
|       | 107780 SUPERIOR ELECTRIC MOTOR SERVICE I 2200107470    | 19,052.20 |
|       | 107780 SUPERIOR ELECTRIC MOTOR SERVICE I 2200107341    | 48,375.38 |
|       | 105213 BAVCO 2200107580                                | 462.08    |
|       | 104896 WESTERN WATER WORKS SUPPLY CO 2200107339        | 314.20    |
|       | 107522 LINDSAY ENGINEERING, INC. 2200107581            | 142.97    |
|       | Late Payment Charge - Should Be Credited 05/20 STMT FE | 314.95    |
|       | 105316 PLUMBERS DEPOT INC 2200107469                   | 4,028.70  |
|       | 105570 SKALAR INC 2200107340                           | 2,330.61  |
|       |  | - - - - - |
|       | U S BANK - PAYMENT PLUS \$                             | 75,021.09 |
| ACH   | AMAZON BUSINESS  |           |
|       | 2 Air/Oil Separators 1FK3-LWW1-NY7                     | 520.74    |
|       | Compressor Pressure Switch 1YP1-JYG4-LTF               | 99.07     |
|       | Dry Erase Boards,Cork Boards,Sponges 1D34-Y6KJ-R6N     | 1,796.21  |
|       | 4 Sunray Bulbs 1KJR-J1YC-FWF                           | 24.42     |
|       | Rubbermaid Universal Drain Board 1PF6-D4TG-7VR         | 27.04     |
|       |  | - - - - - |
|       | AMAZON BUSINESS \$                                     | 2,467.48  |

|                           |        |
|---------------------------|--------|
| Check Payee / Description | Amount |
|---------------------------|--------|

|     |   |       |           |
|-----|---|-------|-----------|
| ACH | ALL CAL EQUIPMENT SERVICES INC<br>Annual Certificaion, Inspection | 59518 | 975.00    |
|     |   |       | - - - - - |
|     | ALL CAL EQUIPMENT SERVICES INC\$                                  |       | 975.00    |

|     |   |    |           |
|-----|---|----|-----------|
| ACH | RBC RESOURCES<br>WR20028/WR20029-5/1-5/31 Prof Svcs | 17 | 4,046.00  |
|     |   |    | - - - - - |
|     | RBC RESOURCES                                       | \$ | 4,046.00  |

|     |   |    |           |
|-----|---|----|-----------|
| ACH | REDWOOD ENERGY STORAGE LLC<br>4/20 RP1/RP5/CCWRP Energy Storage System 18 |    | 9,975.33  |
|     |   |    | - - - - - |
|     | REDWOOD ENERGY STORAGE LLC  | \$ | 9,975.33  |

|     |  |         |           |
|-----|--|---------|-----------|
| ACH | INLAND EMPIRE WINDUSTRIAL CO<br>Inv-Pps,Unns,Nppls,Elbws,Tees,Bshngs,Cpl | 022606  | 1,332.62  |
|     | SwrColl-Adapters,Couplers,Nipples  | 022371  | 87.90     |
|     | 1630EPmpStn-Mllrs,Flngd Tee,Flngd Cncntr                                 | 022145  | 2,801.83  |
|     | RP1Mnt-Full Port Plug Valve  | 022136  | 2,214.57  |
|     | RP5Mnt-Flat Washers  | 022183  | 291.67    |
|     | 1630WPmpStn-Bll Vlvs,Pps,Unns,Brdd Flx C                                 | 022566  | 2,092.47  |
|     | Inv-Square Head Plugs  | 022099A | 28.12     |
|     | Inv-Ball Valves,Reducers,Hex Bushings,Ni                                 | 022537  | 602.11    |
|     |  |         | - - - - - |
|     | INLAND EMPIRE WINDUSTRIAL CO   | \$      | 9,451.29  |

|     |  |            |           |
|-----|--|------------|-----------|
| ACH | CONDENSER & CHILLER SERVICES D<br>Performd ECA on #5 Centrifugal | CD11147115 | 850.00    |
|     | Blast,Belzona Coat #1 Condenser                                  | CD11147367 | 9,126.70  |
|     |  |            | - - - - - |
|     | CONDENSER & CHILLER SERVICES D\$                                 |            | 9,976.70  |

|     |  |               |           |
|-----|--|---------------|-----------|
| ACH | SO CALIF EDISON<br>DclzBsn-5/4-6/3 13978 Phila | 3024668725 5/ | 78.91     |
|     | PrdDchlStn-4/29-6/1 34 Johnson-Pine            | 3043797988 5/ | 470.05    |
|     | CllgHgts/LwrDy/RP3Bsn/TrnrBsn1-4/29-6/1        | 2258163831 5/ | 278.95    |
|     | RP2MntLnchRm-5/1-6/1 16400 El Prado Rd         | 3015770035 5/ | 273.80    |
|     | RP2MntLnchRm-5/1-6/1 16400 El Prado Rd         | 3005927855 5/ | 8,933.34  |
|     | CCWRP/TP/RWPS-4/27-5/28 14950 Telephone        | 3010610784 5/ | 41,764.29 |
|     | RP1-5/1-6/1 2450 Phila St                      | 3016879871 5/ | 117.24    |
|     | RP1StLts-5/1-6/1 34 Phila                      | 3010508278 5/ | 18.09     |
|     | PrdLS-4/29-6/1 34 Johnson-Pine                 | 3001323339 5/ | 51.09     |
|     | SnSvn5PmpStn-4/29-6/1 13785 Banyan             | 3049769445 5/ | 2,534.23  |
|     | SnSvnRW-4/23-5/26 6000 Cherry Ave              | 3035434317 5/ | 52.60     |
|     | ZnRsvr-5/6-6/5 12749 6th St                    | 3032567404 5/ | 215.06    |
|     |  |               | - - - - - |
|     | SO CALIF EDISON                                | \$            | 54,787.65 |

|     |   |               |           |
|-----|---|---------------|-----------|
| ACH | SOLAR STAR CALIFORNIA V LLC<br>RP1-4/1-4/30 2450 Phila St | E02M0616-3554 | 3,392.76  |
|     | CCWRP/TP/RWPS-4/1-4/30 14950 Telephone A                  | E02M0613-3554 | 7,086.95  |
|     | RP5/TP5/HQA/B-4/1-4/30 6075 Kimball Ave                   | E02M0614-3554 | 19,686.74 |
|     | RP1-4/1-4/30 2450 Phila St                                | E02M0615-3554 | 18,698.14 |
|     |   |               | - - - - - |
|     | SOLAR STAR CALIFORNIA V LLC                               | \$            | 48,864.59 |

|     |                             |
|-----|-----------------------------|
| ACH | IEUA EMPLOYEES' ASSOCIATION |
|-----|-----------------------------|



| Check | Payee / Description  | Amount     |
|-------|--|------------|
|       | P/R DIR 6 6/12/20 Employee Ded HR 0089200  | 12.00      |
|       | IEUA EMPLOYEES' ASSOCIATION \$   | 12.00      |
| ACH   | FRESQUEZ, ADRIAN<br>Reim-5/24/20,5/25/20 OT Meals 5/24,25 OT ME                    | 20.00      |
|       | FRESQUEZ, ADRIAN \$  | 20.00      |
| ACH   | MARTINEZ, ARNOLDO<br>Reim-6/8/20 Overtime Meal 6/8/20 OT MEA                       | 10.00      |
|       | MARTINEZ, ARNOLDO \$   | 10.00      |
| ACH   | U S BANK - PAYMENT PLUS<br>100150 HARRINGTON INDUSTRIAL PLASTICS LL 2200107709     | 5,351.42   |
|       | 104896 WESTERN WATER WORKS SUPPLY CO 2200107710                                    | 3,246.18   |
|       | 105570 SKALAR INC 2200107712   | 7,606.44   |
|       | 107432 PMC ENGINEERING LLC 2200107713  | 2,767.51   |
|       | U S BANK - PAYMENT PLUS \$   | 18,971.55  |
| ACH   | AQUA BEN CORPORATION<br>RP1-23,000 Lbs Hydrofloc 750A 40696                        | 29,243.35  |
|       | DAFT-4,600 Lbs Hydrofloc 748E 40695  | 4,460.85   |
|       | AQUA BEN CORPORATION \$  | 33,704.20  |
| ACH   | FISHER SCIENTIFIC<br>Nitrite Standard,Ethanol 9406700                              | 113.77     |
|       | Ionpac Guard 9513274   | 602.91     |
|       | Ionpac Guard 9461130   | 1,662.20   |
|       | Bag Water Sampling,Glv Chem Res 9352372  | 2,353.30   |
|       | Chlorine DPD 9513277   | 128.01     |
|       | Chlorite,Perchlorate 9461139   | 168.75     |
|       | Btlambwn Crtcln 0304080  | 118.12     |
|       | Septa 9406701  | 892.86     |
|       | FISHER SCIENTIFIC \$   | 6,039.92   |
| ACH   | J R FILANC CONSRUCTION CO INC<br>EN15012.01-5/20 Pay Est 7 PE 7-EN15012.           | 305,118.15 |
|       | J R FILANC CONSRUCTION CO INC \$   | 305,118.15 |
| ACH   | NAPA GENUINE PARTS COMPANY<br>Air Filter,Delo Oil,Fuel Filter,Oil Filt 4584-306175 | 144.42     |
|       | 12 Pt Socket 4584-306221   | 17.78      |
|       | NAPA GENUINE PARTS COMPANY \$  | 162.20     |
| ACH   | SANTA ANA WATERSHED<br>Direct Discharge & Emergency Discharge P 9714               | 5,300.00   |
|       | SANTA ANA WATERSHED \$   | 5,300.00   |
| ACH   | GRAINGER INC<br>RP1Mnr-RTV-Safety Railing-Inv 9345955349 9355822371                | 141.57-    |
|       | TP1Mnt-RTV-Socket Mounting Base-Inv# 939 9433159143                                | 164.60-    |

| Report: ZFIR_TREASURER      |   | Inland Empire Utilities Agency | Page 12         |
|-----------------------------|---|--------------------------------|-----------------|
| For 06/01/2020 ~ 06/30/2020 |   | Treasurer Report               | Date 07/19/2020 |
| Check                       | Payee / Description                       |                                | Amount          |
|                             | TP1Mnt-RTV-Safety Railing-Inv# 939142897  | 9433188894                     | 209.21-         |
|                             | TP1Mnt-Safety Railings,Socket Mounting B  | 9411331268                     | 583.01          |
|                             | RP1Mnt-Socket Mounting Bases-Single       | 9345259551                     | 82.29           |
|                             | RP1Mnt-RTV-Socket Mounting Bases-Single-  | 9355822355                     | 82.29-          |
|                             |   | - - - - -                      | -               |
|                             | GRAINGER INC                              | \$                             | 67.63           |
| ACH                         | DEZURIK INC                               |                                |                 |
|                             | 3 AWWA BFV                                | RPI/66008288                   | 5,485.56        |
|                             |   | - - - - -                      | -               |
|                             | DEZURIK INC                               | \$                             | 5,485.56        |
| ACH                         | METTLER-TOLEDO                            |                                |                 |
|                             | Repair OnSite HR                          | 654844746                      | 940.78          |
|                             |   | - - - - -                      | -               |
|                             | METTLER-TOLEDO                            | \$                             | 940.78          |
| ACH                         | KONICA MINOLTA BUSINESS SOLUTI            |                                |                 |
|                             | HQA/B/RP4-3/1-3/26 Copier Ovrgr,Mnt-BIZHU | 9006713586                     | 1,102.53        |
|                             | RP1-3/20 Copier Ovrgr,Mnt-BIZC659,C759    | 9006713585                     | 235.36          |
|                             |   | - - - - -                      | -               |
|                             | KONICA MINOLTA BUSINESS SOLUTI            | \$                             | 1,337.89        |
| ACH                         | ACCUSTANDARD INC                          |                                |                 |
|                             | Custom Method Std,Volatile Organics,Purg  | 919109                         | 1,286.94        |
|                             |   | - - - - -                      | -               |
|                             | ACCUSTANDARD INC                          | \$                             | 1,286.94        |
| ACH                         | CAROLLO ENGINEERS                         |                                |                 |
|                             | EN17110/EN17043-4/2020-Professional Srvs  | 0187166                        | 22,148.86       |
|                             | EN17110/EN17043-2/2020-Professional Srvs  | 0186440U                       | 2,620.80        |
|                             |   | - - - - -                      | -               |
|                             | CAROLLO ENGINEERS                         | \$                             | 24,769.66       |
| ACH                         | WILLIAMS SCOTSMAN INC                     |                                |                 |
|                             | PL19005-6/7-7/6 Chino Basin Project Trai  | 7847751                        | 2,171.46        |
|                             |   | - - - - -                      | -               |
|                             | WILLIAMS SCOTSMAN INC                     | \$                             | 2,171.46        |
| ACH                         | W A RASIC CONSTRUCTION CO INC             |                                |                 |
|                             | EN17042-5/20 Pay Est 16                   | PE 16-EN17042                  | 82,208.27       |
|                             | EN20019-El Prado/Flower RW Line Cleanout  | 342569                         | 40,174.05       |
|                             |   | - - - - -                      | -               |
|                             | W A RASIC CONSTRUCTION CO INC             | \$                             | 122,382.32      |
| ACH                         | INLAND EMPIRE REGIONAL                    |                                |                 |
|                             | RP1/RP2-5/20 Biosolids                    | 90026701                       | 329,721.28      |
|                             |   | - - - - -                      | -               |
|                             | INLAND EMPIRE REGIONAL                    | \$                             | 329,721.28      |
| ACH                         | INNOVATIVE FEDERAL STRATEGIES             |                                |                 |
|                             | 6/20 Prof Svcs                            | 062020                         | 8,000.00        |
|                             |   | - - - - -                      | -               |
|                             | INNOVATIVE FEDERAL STRATEGIES             | \$                             | 8,000.00        |
| ACH                         | TRUSSELL TECHNOLOGIES INC                 |                                |                 |
|                             | SrcCntrl-6/1-6/30 Solids Discrepancy Stu  | 5205                           | 4,191.62        |
|                             | SrcCntrl-4/1-4/30 Solids Discrepancy Stu  | 5731                           | 3,652.74        |
|                             |   | - - - - -                      | -               |

| Check | Payee / Description                  | Amount                   |
|-------|--------------------------------------|--------------------------|
|       | TRUSSELL TECHNOLOGIES INC            | \$ 7,844.36              |
| ACH   | W M LYLES COMPANY                    |                          |
|       | EN17110-5/20 Pay Est 2               | PE 2-EN17110 73,551.18   |
|       | EN17043-5/20 Pay Est 2               | PE 2-EN17043 37,888.85   |
|       |                                      | - - - - -                |
|       | W M LYLES COMPANY                    | \$ 111,440.03            |
| ACH   | NATIONAL CONSTRUCTION RENTALS        |                          |
|       | RP1-4/23/20-5/20/20 Toilet,Handwash  | 5728421 211.55           |
|       | RP1-5/21/20-6/17/20 Toilet,Handwash  | 5756880 211.55           |
|       |                                      | - - - - -                |
|       | NATIONAL CONSTRUCTION RENTALS        | \$ 423.10                |
| ACH   | RSD                                  |                          |
|       | Air Drier Maintenance Kit,Auto Drain | 55321889-00 2,600.14     |
|       |                                      | - - - - -                |
|       | RSD                                  | \$ 2,600.14              |
| ACH   | STANEK CONSTRUCTORS INC              |                          |
|       | EN19010-5/20 Pay Est 5               | PE 5-EN19010 27,550.00   |
|       | EN14042-5/20 Pay Est 17              | PE 17-EN14042 77,984.31  |
|       |                                      | - - - - -                |
|       | STANEK CONSTRUCTORS INC              | \$ 105,534.31            |
| ACH   | OLIN CORP                            |                          |
|       | TP1-4,812 Gals Sodium Hypochlorite   | 2832710 3,868.85         |
|       | TP1-4,938 Gals Sodium Hypochlorite   | 2827499 3,970.15         |
|       | RP5-4,860 Gals Sodium Hypochlorite   | 2828540 3,907.44         |
|       | RP4-4,918 Gals Sodium Hypochlorite   | 2828541 3,954.07         |
|       | TP1-4,274 Gals Sodium Hypochlorite   | 2828542 3,654.27         |
|       | TP1-4,852 Gals Sodium Hypochlorite   | 2828978 3,901.01         |
|       | TP1-4,954 Gals Sodium Hypochlorite   | 2829420 3,983.02         |
|       | TP1-4,838 Gals Sodium Hypochlorite   | 2829422 3,889.75         |
|       | TP1-4,836 Gals Sodium Hypochlorite   | 2830127 3,888.14         |
|       | TP1-4,832 Gals Sodium Hypochlorite   | 2831202 3,884.93         |
|       | RP4-4,914 Gals Sodium Hypochlorite   | 2831204 3,950.86         |
|       | TP1-4,834 Gals Sodium Hypochlorite   | 2831708 3,886.54         |
|       | TP1-4,856 Gals Sodium Hypochlorite   | 2832119 3,904.22         |
|       | TP1-4,844 Gals Sodium Hypochlorite   | 2832418 3,894.58         |
|       |                                      | - - - - -                |
|       | OLIN CORP                            | \$ 54,537.83             |
| ACH   | JB'S POOLS & PONDS INC               |                          |
|       | 4/20 Pond Maint Svc                  | 2066760400 1,194.85      |
|       |                                      | - - - - -                |
|       | JB'S POOLS & PONDS INC               | \$ 1,194.85              |
| ACH   | BIG SKY ELECTRIC INC                 |                          |
|       | EN17044-5/20 Pay Est 13              | PE 13-EN17044 101,158.47 |
|       |                                      | - - - - -                |
|       | BIG SKY ELECTRIC INC                 | \$ 101,158.47            |
| ACH   | EUROFINS EATON ANALYTICAL LLC        |                          |
|       | 5/13/2020 Water Sample Analysis      | L0512394 30.00           |
|       | 4/21/2020 Water Sample Analysis      | L0509884 1,500.00        |
|       | 4/23/2020 Water Sample Analysis      | L0512576 7,995.00        |
|       | 5/12/2020 Water Sample Analysis      | L0512185 975.00          |
|       | 5/12/2020 Water Sample Analysis      | L0512635 100.00          |

| Check | Payee / Description                                 | Amount    |
|-------|---|-----------|
|       | 5/14/2020 Water Sample Analysis L0512396            | 60.00     |
|       | 4/22/2020 Water Sample Analysis L0512175            | 1,190.00  |
|       | 5/13/2020 Water Sample Analysis L0512393            | 60.00     |
|       | 5/13/2020 Water Sample Analysis L0512395            | 60.00     |
|       |   | - - - - - |
|       | EUROFINS EATON ANALYTICAL LLC \$                    | 11,970.00 |
| ACH   | EPI-USE AMERICA INC                                 |           |
|       | 4/2020 HCM Consulting 263910653                     | 1,550.00  |
|       |   | - - - - - |
|       | EPI-USE AMERICA INC \$                              | 1,550.00  |
| ACH   | SPIESS CONSTRUCTION COMPANY IN                      |           |
|       | EN21004-5/20 Pay Est 5 PE 5-EN21004                 | 26,187.60 |
|       | EN22004-5/20 Pay Est 5 PE 5-EN22004                 | 46,759.00 |
|       |   | - - - - - |
|       | SPIESS CONSTRUCTION COMPANY IN\$                    | 72,946.60 |
| ACH   | MICROAGE  |           |
|       | 2 Cisco ASA with FirePOWER Services 2107718         | 1,900.00  |
|       |   | - - - - - |
|       | MICROAGE \$   | 1,900.00  |
| ACH   | CALIFORNIA WATER TECHNOLOGIES                       |           |
|       | Phills-16,611 lbs Ferric Chloride Soluti 37427      | 5,179.56  |
|       | CCWRP-16,728 lbs Ferric Chloride Solutio 37445      | 5,279.61  |
|       | RP1-17,969 lbs Ferric Chloride Solution 37472       | 5,671.26  |
|       |   | - - - - - |
|       | CALIFORNIA WATER TECHNOLOGIES \$                    | 16,130.43 |
| ACH   | EVOQUA WATER TECHNOLOGIES LLC                       |           |
|       | Membrane,Labor 904465299                            | 1,033.98  |
|       | PM Contract 5/1/20-10/31/20 904442837               | 1,352.00  |
|       | PM Contract 5/1/20-10/31/20 904442839               | 1,664.00  |
|       | PM Contract 5/1/20-10/31/20 904442836               | 1,352.00  |
|       | PM Contract 5/1/20-10/31/20 904442834               | 1,352.00  |
|       | PM Contract 5/1/20-7/31/20 904442833                | 1,817.92  |
|       |   | - - - - - |
|       | EVOQUA WATER TECHNOLOGIES LLC \$                    | 8,571.90  |
| ACH   | FERREIRA COASTAL CONSTRUCTION                       |           |
|       | EN20015-5/20 Pay Estimate 3 PE 3-EN20015            | 68,172.00 |
|       | EN20014-5/20 Pay Estimate 3 PE 3-EN20014            | 21,275.25 |
|       |   | - - - - - |
|       | FERREIRA COASTAL CONSTRUCTION \$                    | 89,447.25 |
| ACH   | 10-8 RETROFIT INC                                   |           |
|       | Amber Front and Rear Flood Lights 16898             | 3,391.20  |
|       |   | - - - - - |
|       | 10-8 RETROFIT INC \$                                | 3,391.20  |
| ACH   | MANAGED MOBILE INC                                  |           |
|       | Repair Parts/Labor for Agency Vehicles IN00-0199134 | 775.62    |
|       | Repair Parts/Labor for Agency Vehicles IN00-0199093 | 197.54    |
|       | Repair Parts/Labor for Agency Vehicles IN00-0199167 | 756.95    |
|       |   | - - - - - |
|       | MANAGED MOBILE INC \$                               | 1,730.11  |
| ACH   | DORGAN LEGAL SERVICES LLP                           |           |

| Report: ZFIR_TREASURER      |  | Inland Empire Utilities Agency | Page 15         |
|-----------------------------|--|--------------------------------|-----------------|
| For 06/01/2020 ~ 06/30/2020 |  | Treasurer Report               | Date 07/19/2020 |
| Check                       | Payee / Description                      |                                | Amount          |
|                             | 4/2020 General Advice                    | 417                            | 240.00          |
|                             | 4/2020 General Advice                    | 416                            | 750.00          |
|                             | 4/2020 General Advice                    | 406                            | 9,585.25        |
|                             | 4/2020 General Advice                    | 405                            | 5,024.50        |
|                             |  | - - - - -                      | -               |
|                             | DORGAN LEGAL SERVICES LLP                | \$                             | 15,599.75       |
| ACH                         | AMAZON BUSINESS                          |                                |                 |
|                             | Coleman Cooler,Digital Kitchen Timers    | 1DK6-6XLL-FLW                  | 94.95           |
|                             | 2 iPhone Holster Cases                   | 134D-DGNT-4FD                  | 25.58           |
|                             | 9 Dry Erase Boards                       | 1K1K-NPXQ-1KY                  | 558.45          |
|                             | 30 Surge Protectors                      | 1MHF-6CG1-VDJ                  | 559.90          |
|                             | VideoAudio Conference System,First Aid K | 1DL4-14QQ-1J9                  | 1,016.86        |
|                             |  | - - - - -                      | -               |
|                             | AMAZON BUSINESS                          | \$                             | 2,204.58        |
| ACH                         | THE SOLIS GROUP                          |                                |                 |
|                             | EN21004/EN22004-4/1-4/30 Prof Svcs       | 5622                           | 1,749.00        |
|                             | EN17034-4/1-4/30 Prof Svcs               | 5623                           | 405.25          |
|                             |  | - - - - -                      | -               |
|                             | THE SOLIS GROUP                          | \$                             | 2,154.25        |
| ACH                         | KIEWIT INFRASTRUCTURE WEST CO            |                                |                 |
|                             | EN17082-5/20 Pay Est 7                   | PE 7-EN17082                   | 231,949.62      |
|                             |  | - - - - -                      | -               |
|                             | KIEWIT INFRASTRUCTURE WEST CO            | \$                             | 231,949.62      |
| ACH                         | SO CALIF EDISON                          |                                |                 |
|                             | HckryDm-5/7-6/8 13400 Whittram Ave       | 3025772313 5/                  | 149.72          |
|                             | JrpBsn-5/7-6/8 13450 Jurupa              | 3025480073 5/                  | 2,449.52        |
|                             | BnaBsn-5/7-6/8 14017 Whittram Ped        | 3024706783 5/                  | 28.49           |
|                             | ElyBsn-5/7-6/8 1665 Phila Ave            | 3024626850 5/                  | 53.34           |
|                             | RP1/RP5/8thStBsn-5/1-6/2 Kimball Ave/118 | 2281929265 5/                  | 62.86           |
|                             | OntLS-5/5-6/4 2525 Riverside Dr          | 3027477844 5/                  | 27.45           |
|                             | RP4-5/6-6/5 12811 6th St                 | 3012355379 5/                  | 341.15          |
|                             | RP4/TP4/RCA-5/6-6/5 12811 6th St         | 3013233596 5/                  | 167,002.50      |
|                             | RP5/TP5/HQA/B-4/29-6/1 6075 Kimball Ave  | 3023582932 5/                  | 120,892.64      |
|                             | RP1-5/6-6/5 2450 Phila St                | 3001323341 5/                  | 120,848.62      |
|                             |  | - - - - -                      | -               |
|                             | SO CALIF EDISON                          | \$                             | 411,856.29      |
| ACH                         | SHELL ENERGY NORTH AMERICA LP            |                                |                 |
|                             | 5/20 Gas Cmmnty-Core,3/20 Adj            | 1100002880405                  | 1,408.70        |
|                             |  | - - - - -                      | -               |
|                             | SHELL ENERGY NORTH AMERICA LP            | \$                             | 1,408.70        |
| ACH                         | IEUA EMPLOYEES' ASSOCIATION              |                                |                 |
|                             | P/R 13 6/19/20 Employee Ded              | HR 0090100                     | 204.00          |
|                             |  | - - - - -                      | -               |
|                             | IEUA EMPLOYEES' ASSOCIATION              | \$                             | 204.00          |
| ACH                         | IEUA SUPERVISORS UNION ASSOCIA           |                                |                 |
|                             | P/R 13 6/19/20 Employee Ded              | HR 0090100                     | 330.00          |
|                             |  | - - - - -                      | -               |
|                             | IEUA SUPERVISORS UNION ASSOCIA           | \$                             | 330.00          |
| ACH                         | IEUA GENERAL EMPLOYEES ASSOCIA           |                                |                 |
|                             | P/R 13 6/19/20 Employee Ded              | HR 0090100                     | 1,106.60        |
|                             |  | - - - - -                      | -               |

| Check                            |  | Payee / Description | Amount    |
|----------------------------------|--|---------------------|-----------|
| IEUA GENERAL EMPLOYEES ASSOCIA\$ |  |                     | 1,106.60  |
| ACH                              | WESTERN DENTAL PLAN                      |                     |           |
|                                  | 5/20 Agency Dental Plan                  | 5/2020              | 2,186.63  |
|                                  |  |                     | - - - - - |
|                                  | WESTERN DENTAL PLAN                      | \$                  | 2,186.63  |
| ACH                              | PREFERRED BENEFIT INSURANCE              |                     |           |
|                                  | 5/20 Agency Dental Plan                  | EIA32588            | 17,631.20 |
|                                  |  |                     | - - - - - |
|                                  | PREFERRED BENEFIT INSURANCE              | \$                  | 17,631.20 |
| ACH                              | IEUA PROFESSIONAL EMPLOYEES AS           |                     |           |
|                                  | P/R 13 6/19/20 Employee Ded              | HR 0090100          | 552.00    |
|                                  |  |                     | - - - - - |
|                                  | IEUA PROFESSIONAL EMPLOYEES AS\$         |                     | 552.00    |
| ACH                              | DISCOVERY BENEFITS INC                   |                     |           |
|                                  | P/R 13 6/19/20 Cafeterria Plan           | HR 0090100          | 4,094.27  |
|                                  |  |                     | - - - - - |
|                                  | DISCOVERY BENEFITS INC                   | \$                  | 4,094.27  |
| ACH                              | DISCOVERY BENEFITS INC                   |                     |           |
|                                  | April 2020 Admin Fees                    | 0001153617-IN       | 228.00    |
|                                  |  |                     | - - - - - |
|                                  | DISCOVERY BENEFITS INC                   | \$                  | 228.00    |
| ACH                              | PATRICK W HUNTER                         |                     |           |
|                                  | P/R 13 6/19/2020                         | HR 0090100          | 248.50    |
|                                  |  |                     | - - - - - |
|                                  | PATRICK W HUNTER                         | \$                  | 248.50    |
| ACH                              | NWANKUDU, ANGELA                         |                     |           |
|                                  | Reim-Emp Safety Shoe/Pants Purchase-Nwan | SAFTY REIM 19       | 300.00    |
|                                  |  |                     | - - - - - |
|                                  | NWANKUDU, ANGELA                         | \$                  | 300.00    |
| ACH                              | BECKER, NIKI                             |                     |           |
|                                  | MlgReim-12/18/19 Sample Delivery         | MLG 12/18/19        | 43.51     |
|                                  | Reim-Emp Safety Shoe/Pants/Shirts Purcha | SAFTY REIM 19       | 42.00     |
|                                  |  |                     | - - - - - |
|                                  | BECKER, NIKI                             | \$                  | 85.51     |
| ACH                              | MARTINEZ, ARNOLDO                        |                     |           |
|                                  | Reim-6/15/20 Overtime Meal               | 6/15 OT MEAL        | 10.00     |
|                                  |  |                     | - - - - - |
|                                  | MARTINEZ, ARNOLDO                        | \$                  | 10.00     |
| ACH                              | EMPOWER RETIREMENT                       |                     |           |
|                                  | P/R 13 6/19/20 Deferred Comp Ded         | HR 0090100          | 80,683.20 |
|                                  |  |                     | - - - - - |
|                                  | EMPOWER RETIREMENT                       | \$                  | 80,683.20 |
| ACH                              | AQUA BEN CORPORATION                     |                     |           |
|                                  | DAFT-4,600 Lbs Hydrofloc 748E            | 40730               | 4,460.85  |
|                                  | RP1-23,000 Lbs Hydrofloc 750A            | 40731               | 29,243.35 |
|                                  |  |                     | - - - - - |
|                                  | AQUA BEN CORPORATION                     | \$                  | 33,704.20 |

| Check | Payee / Description                      |             | Amount    |
|-------|--|-------------|-----------|
| ACH   | CALTROL INC                              |             |           |
|       | Fisher Valve Positioner                  | CD99104431  | 4,400.56  |
|       |  | - - - - -   |           |
|       | CALTROL INC                              | \$          | 4,400.56  |
| ACH   | FISHER SCIENTIFIC                        |             |           |
|       | Procure Universal 61 Salt                | 9513276     | 355.09    |
|       | Procure Lab 30 C                         | 9461114     | 172.46    |
|       | Hexanes Pesticide                        | 9684156     | 859.50    |
|       | Fiberglass Filters                       | 9684154     | 1,391.48  |
|       | DS Screwcap Tub                          | 9684152     | 336.10    |
|       |  | - - - - -   |           |
|       | FISHER SCIENTIFIC                        | \$          | 3,114.63  |
| ACH   | NAPA GENUINE PARTS COMPANY               |             |           |
|       | 1 Quart Syn Gear Oil                     | 3973-048875 | 291.96    |
|       | Tire Repair Kit                          | 4584-306703 | 16.16     |
|       | Brakleen                                 | 3973-048852 | 28.32     |
|       | Purple Power,Windshield Wash             | 3973-048833 | 117.82    |
|       |  | - - - - -   |           |
|       | NAPA GENUINE PARTS COMPANY               | \$          | 454.26    |
| ACH   | ROYAL INDUSTRIAL SOLUTIONS               |             |           |
|       | EN13016-VantagePoint Software            | 6046-682545 | 5,046.00  |
|       | Knockout Seals                           | 6046-682474 | 395.25    |
|       | Graphic Terminal                         | 6046-682284 | 1,697.06  |
|       | Circuit Breaker Rating Plugs             | 6046-682428 | 236.43    |
|       | Cord Connectors,Lamps                    | 6046-682304 | 54.26     |
|       | Overload Relay,Heater Elements           | 6046-682099 | 261.83    |
|       | Twin Head Emerg Lite                     | 6046-681217 | 53.25     |
|       | DeviceNet Comm Module                    | 6046-682342 | 529.57    |
|       | Distribution Transformer,Circuit Breaker | 6046-682194 | 1,803.19  |
|       | Duct Seal                                | 6046-681997 | 64.61     |
|       | Controller,Modbus Gateway,Power Supply,C | 6046-682042 | 1,798.16  |
|       | Flex Connectors,Reducing Bushings        | 6046-680507 | 74.74     |
|       | Photo Controls                           | 6046-681756 | 105.16    |
|       | Conduit Body Covers                      | 6046-681332 | 1,033.82  |
|       | APC Smart UPSs                           | 6046-680839 | 1,630.26  |
|       | Contactor,Overload Relay                 | 6046-681898 | 386.93    |
|       | Emergency Lights                         | 6046-681426 | 3,644.54  |
|       |  | - - - - -   |           |
|       | ROYAL INDUSTRIAL SOLUTIONS               | \$          | 18,815.06 |
| ACH   | UNDERGROUND SERVICE ALERT/SC             |             |           |
|       | 2019 Dig Safe Board CA Regulatory Fee -  | DSB20192781 | 338.67    |
|       | May 2020-258 Dig Alerts                  | 520200335   | 435.70    |
|       |  | - - - - -   |           |
|       | UNDERGROUND SERVICE ALERT/SC             | \$          | 774.37    |
| ACH   | WAXIE SANITARY SUPPLY                    |             |           |
|       | Bleach                                   | 79169418    | 175.52    |
|       | Lysol Disinfectant                       | 79178897    | 932.79    |
|       | Bleach                                   | 79179327    | 438.81    |
|       | Non-Contact Infrared Thermometers        | 79189161    | 2,747.63  |
|       | Bleach                                   | 79189207    | 1,035.60  |
|       | Hand Sanitizer                           | 79136909    | 32.38     |
|       |  | - - - - -   |           |
|       | WAXIE SANITARY SUPPLY                    | \$          | 5,362.73  |

| Check | Payee / Description   | Amount    |
|-------|---|-----------|
| ACH   | WEST VALLEY MOSQUITO AND<br>4/20 Mosquito Control f/WW Trtmnt Facili 2562 | 915.12    |
|       | WEST VALLEY MOSQUITO AND \$   | 915.12    |
| ACH   | TELL STEEL INC<br>HR Flats 20-0068590                                     | 386.18    |
|       | TELL STEEL INC \$   | 386.18    |
| ACH   | GRAINGER INC<br>Inv-Expnsn Wdg Anchrs,Flrscht Grn Mrkng 9524276533        | 558.15    |
|       | RP1Mnt-Multimeter Fuses 9518743415  | 165.51    |
|       | RP1Mnt-Fender Washers 9518329405  | 21.21     |
|       | RP1Mnt-Fender Washers 9517600723  | 84.81     |
|       | RP1Mnt-Chain,Float Wires,Angle Brackets, 9517174513                       | 802.50    |
|       | Inv-Cleaner Cartridges,Blind Flanges 9517491362                           | 682.56    |
|       | Inv-Button Batteries 9517170933   | 18.27     |
|       | Inv-RTV-Knee Boots 9551477996   | 58.05     |
|       | Inv-Er Mffs,Cbl Ts,Sfty Eys,Kn Bts,Clk G 9526253993                       | 632.10    |
|       | Inv-PRimer Gray Spray Paint-Rust Prevent 9526027009                       | 47.33     |
|       | RP5Mnt-Extension Ladder Alum-21' 9513348970                               | 1,356.52  |
|       | RP5Mnt-Extension Ladder Alum-2CM-SeeInv 9523520378                        | 1,356.52  |
|       | RP5Mnt-Extension Ladder Alum-21' 9523717669                               | 1,356.52  |
|       | RWRP5PS-Flanges,Ball Valves,Flange Gaske 9431847897                       | 589.07    |
|       | RP1Mnt-Fleet & Vechicle Tubes 9526274874                                  | 79.65     |
|       | PhillS-Battery Disconnect Switch,Battery 9524468577                       | 178.87    |
|       | GRAINGER INC \$   | 5,158.50  |
| ACH   | CHINO BASIN WATERMASTER<br>50% Cost Sharing - PBHSP 2020-05-B             | 7,148.00  |
|       | 100% Split for IEUA-WEI Invoice 2020200 2020-05-D                         | 23,871.50 |
|       | 67% Cost Sharing-WEI Invoice 2020153 2020-04-C                            | 9,546.33  |
|       | 67% Cost Sharing-WEI Invoice 2020212 2020-05-C                            | 7,228.21  |
|       | 50% Cost Sharing - SB88 GRCC 2020-05-E                                    | 812.95    |
|       | CHINO BASIN WATERMASTER \$  | 48,606.99 |
| ACH   | THATCHER COMPANY OF CALIFORNIA<br>TP1-45,040 Lbs Aluminum Sulfate 275000  | 3,683.55  |
|       | RP4-45,100 Lbs Aluminum Sulfate 274925                                    | 3,652.71  |
|       | THATCHER COMPANY OF CALIFORNIA\$  | 7,336.26  |
| ACH   | CAROLLO ENGINEERS<br>RW15003/RW15004-11/19-4/20 Professional 0187558      | 59,944.35 |
|       | CAROLLO ENGINEERS \$  | 59,944.35 |
| ACH   | U S HOSE INC<br>Lock-On Blue Hose,Ferrules,Labor 0136603-IN               | 22.12     |
|       | Hose,TransferHose,Cam-LockAdapter,FireHo 0136612-IN                       | 194.21    |
|       | U S HOSE INC \$   | 216.33    |
| ACH   | O I ANALYTICAL CORPORATION<br>Tubing Assy 239793                          | 70.13     |
|       | Amperometric Cell 240061  | 438.63    |



| Check | Payee / Description                                 | Amount    |
|-------|---|-----------|
|       | O I ANALYTICAL CORPORATION \$                       | 508.76    |
| ACH   | SCHNEIDER ELECTRIC SYSTEMS INC                      |           |
|       | Intelligent Positioners 94178698                    | 2,708.43  |
|       | 5/14/20-8/13/20 IA/DCS Tech Support Svc 94176206    | 20,432.88 |
|       | SCHNEIDER ELECTRIC SYSTEMS INC\$                    | 23,141.31 |
| ACH   | TRUSSELL TECHNOLOGIES INC                           |           |
|       | EC-4/1-4/30 RP1/RP4 Free Chlorine Disinf 0000007293 | 14,467.50 |
|       | SrcCntrl-4/1-4/30 NRWS Solids Discrepanc 0000007305 | 8,091.10  |
|       | TRUSSELL TECHNOLOGIES INC \$                        | 22,558.60 |
| ACH   | INSIDE PLANTS INC                                   |           |
|       | FcltyMgt/Lab-6/20 Indoor Plant Care 80033           | 636.00    |
|       | INSIDE PLANTS INC \$                                | 636.00    |
| ACH   | STANTEC CONSULTING INC                              |           |
|       | EN15012-3/21-4/24 Prof Svcs 1654192                 | 3,285.00  |
|       | EN14042-3/21-4/24 Prof Svcs 1654199                 | 6,696.00  |
|       | EN17082-3/21-4/24 Prof Svcs 1654360                 | 26,183.50 |
|       | EN14043-3/21-4/24 Prof Svcs 1654286                 | 944.50    |
|       | STANTEC CONSULTING INC \$                           | 37,109.00 |
| ACH   | RSD   |           |
|       | Recovery Cylinder,Liquid Line Drier 55323998-00     | 180.65    |
|       | Tubing 55323904-00                                  | 115.50    |
|       | Ice Machine 55320448-00                             | 2,877.55  |
|       | RSD \$  | 3,173.70  |
| ACH   | PEST OPTIONS INC                                    |           |
|       | May 2020 Weed Abatement Services 350454             | 4,420.00  |
|       | May 2020 GWR Weed Abatement Services 350513         | 8,531.84  |
|       | PEST OPTIONS INC \$                                 | 12,951.84 |
| ACH   | VAUGHAN'S INDUSTRIAL REPAIR CO                      |           |
|       | Sole Plate f/IPS Pump #1 027273                     | 2,617.21  |
|       | VAUGHAN'S INDUSTRIAL REPAIR CO\$                    | 2,617.21  |
| ACH   | OLIN CORP   |           |
|       | RP4-4,888 Gals Sodium Hypochlorite 2800813          | 3,929.95  |
|       | RP4-4,608 Gals Sodium Hypochlorite 2832118          | 3,939.84  |
|       | TP1-4,832 Gals Sodium Hypochlorite 2833552          | 3,884.93  |
|       | TP1-4,958 Gals Sodium Hypochlorite 2834084          | 3,986.23  |
|       | TP1-4,748 Gals Sodium Hypochlorite 2835505          | 4,059.54  |
|       | OLIN CORP \$  | 19,800.49 |
| ACH   | ULLOA, EUNICE M                                     |           |
|       | 6/4/20 Policy Cmmtt Fee-Ulloa,E RPC-6/4/20          | 100.00    |
|       | ULLOA, EUNICE M \$                                  | 100.00    |

|                           |        |
|---------------------------|--------|
| Check Payee / Description | Amount |
|---------------------------|--------|

|     |  |            |           |
|-----|--|------------|-----------|
| ACH | SIEMENS INDUSTRY INC                     |            |           |
|     | Ultrasonic Transducer,Ultrasonic Level C | 5604386855 | 2,827.36  |
|     | Hydroranger                              | 5604409843 | 1,797.27  |
|     | Transducer                               | 5604406690 | 998.84    |
|     | Hydroranger                              | 5604409842 | 1,797.27  |
|     | Transducer                               | 5604406689 | 998.84    |
|     | Junction Box                             | 5604383903 | 101.29    |
|     | Hydroranger                              | 5604370127 | 1,797.27  |
|     | Transducer                               | 5604367928 | 998.84    |
|     |  |            | - - - - - |
|     | SIEMENS INDUSTRY INC                     | \$         | 11,316.98 |

|     |                   |        |           |
|-----|-------------------|--------|-----------|
| ACH | TRICO CORPORATION |        |           |
|     | Oil Analysis      | P55275 | 480.00    |
|     | Oil Analysis      | P55279 | 128.00    |
|     |                   |        | - - - - - |
|     | TRICO CORPORATION | \$     | 608.00    |

|     |                                      |      |           |
|-----|--------------------------------------|------|-----------|
| ACH | CONSERV CONSTRUCTION INC             |      |           |
|     | WR20006-6/2020 Professional Services | 1574 | 666.40    |
|     | WR20019-6/2020 Professional Services | 1575 | 14,915.60 |
|     |                                      |      | - - - - - |
|     | CONSERV CONSTRUCTION INC             | \$   | 15,582.00 |

|     |                                 |          |           |
|-----|---------------------------------|----------|-----------|
| ACH | EUROFINS EATON ANALYTICAL LLC   |          |           |
|     | 5/19/2020 Water Sample Analysis | L0513338 | 1,600.00  |
|     | 5/19/2020 Water Sample Analysis | L0513339 | 100.00    |
|     | 5/31/2020 Water Sample Analysis | L0514041 | 100.00    |
|     |                                 |          | - - - - - |
|     | EUROFINS EATON ANALYTICAL LLC   | \$       | 1,800.00  |

|     |  |         |           |
|-----|--|---------|-----------|
| ACH | MICROAGE                                 |         |           |
|     | 1 Cisco Catalyst 3650, 2 APC Switched Ra | 2109130 | 5,306.80  |
|     |  |         | - - - - - |
|     | MICROAGE                                 | \$      | 5,306.80  |

|     |  |       |           |
|-----|--|-------|-----------|
| ACH | CALIFORNIA WATER TECHNOLOGIES            |       |           |
|     | RP1-17,608 lbs Ferric Chloride Solution  | 37502 | 5,557.22  |
|     | RP2-17,214 lbs Ferric Chloride Solution  | 37517 | 5,433.13  |
|     | Phills-18,039 lbs Ferric Chloride Soluti | 37527 | 5,693.51  |
|     |  |       | - - - - - |
|     | CALIFORNIA WATER TECHNOLOGIES            | \$    | 16,683.86 |

|     |  |               |           |
|-----|--|---------------|-----------|
| ACH | V3IT CONSULTING INC                      |               |           |
|     | May 2020 WO Enhncmnt Tab Mod,Wrkflw w/Ap | V3IT2020IEUA0 | 4,353.00  |
|     | SAP BASIS May 2020 Support               | V3IT2020IEUA0 | 6,184.00  |
|     |  |               | - - - - - |
|     | V3IT CONSULTING INC                      | \$            | 10,537.00 |

|     |                                     |      |           |
|-----|-------------------------------------|------|-----------|
| ACH | TITUS INDUSTRIAL GROUP INC          |      |           |
|     | 7 'IEUA SEWER' Manhole Covers,Locks | 8141 | 6,458.46  |
|     |                                     |      | - - - - - |
|     | TITUS INDUSTRIAL GROUP INC          | \$   | 6,458.46  |

|     |  |              |           |
|-----|--|--------------|-----------|
| ACH | MANAGED MOBILE INC                     |              |           |
|     | Repair Parts/Labor for Agency Vehicles | IN00-0198646 | 382.96    |
|     |  |              | - - - - - |
|     | MANAGED MOBILE INC                     | \$           | 382.96    |

|                           |        |
|---------------------------|--------|
| Check Payee / Description | Amount |
|---------------------------|--------|

|     |   |    |          |
|-----|---|----|----------|
| ACH | PACIFIC COURIERS INC                                |    | 3,720.20 |
|     | May 2020 Messenger Svc & Lab Delivery Sv 20-05-2008 |    | -        |
|     | PACIFIC COURIERS INC                                | \$ | 3,720.20 |

|     |   |  |           |
|-----|---|--|-----------|
| ACH | WALLACE & ASSOCIATES CONSULTIN                    |  | 7,800.00  |
|     | PL19005-5/4-5/31 On-Call Admin Svcs 20-05-IEUA-AD |  | 22,586.00 |
|     | 4600002051-5/4-5/31 Prof Svcs 2020-05-IEUA        |  | -         |
|     | WALLACE & ASSOCIATES CONSULTIN\$                  |  | 30,386.00 |

|     |  |  |           |
|-----|--|--|-----------|
| ACH | PRIORITY BUILDING SERVICES LLC                 |  | 500.00    |
|     | April 2020 Trailer Janitorial Service 69144    |  | 17,289.36 |
|     | May 2020 Janitorial Service 69227              |  | 3,408.64  |
|     | May 2020 Lab Janitorial Service 69229          |  | 18,010.00 |
|     | May 2020 Day Porter Cleaning & Sanitizin 69230 |  | 500.00    |
|     | May 2020 Trailer Janitorial Service 69231      |  | -         |
|     | PRIORITY BUILDING SERVICES LLC\$               |  | 39,708.00 |

|     |   |    |           |
|-----|---|----|-----------|
| ACH | CSI SERVICES INC                              |    | 13,680.00 |
|     | EN17042-4/20-5/8/2020 Professional Servi 9789 |    | -         |
|     | CSI SERVICES INC                              | \$ | 13,680.00 |

|     |  |    |          |
|-----|--|----|----------|
| ACH | AMAZON BUSINESS  |    | 251.78   |
|     | Coleman Coolers,Digital Kitchen Timers 1HT3-DRVD-9T4   |    | 172.08   |
|     | 8 Best Damn Ship in the Navy Book 1JPF-7XK1-KMM        |    | 3,224.48 |
|     | Fire Hoses,Ball Valves,Valve Keys,Manhol 1PQY-69GN-97R |    | -        |
|     | AMAZON BUSINESS  | \$ | 3,648.34 |

|     |  |    |          |
|-----|--|----|----------|
| ACH | SOLARWINDS INC                                     |    | 1,193.60 |
|     | SolarWinds DameWare Remote Support Licens IN479020 |    | -        |
|     | SOLARWINDS INC                                     | \$ | 1,193.60 |

|     |  |    |           |
|-----|--|----|-----------|
| ACH | WESTLAND GROUP INC                       |    | 12,701.25 |
|     | EN17043/EN17110-4/6-4/30 Prof Svcs 17455 |    | -         |
|     | WESTLAND GROUP INC                       | \$ | 12,701.25 |

|     |  |    |          |
|-----|--|----|----------|
| ACH | HYAS GROUP LLC                         |    | 7,500.00 |
|     | FinAdm-2Q20 Invstmnt Cnsltng Svcs 3756 |    | -        |
|     | HYAS GROUP LLC                         | \$ | 7,500.00 |

|     |  |    |        |
|-----|--|----|--------|
| ACH | INLAND EMPIRE WINDUSTRIAL CO                       |    | 862.99 |
|     | Inv-Tubes,Ball Valves,Bushings,Nipples,T 030227 01 |    | 22.44  |
|     | RP1Mnt-Ball Vavle,Nipples 030333 01                |    | -      |
|     | INLAND EMPIRE WINDUSTRIAL CO                       | \$ | 885.43 |

|     |  |  |          |
|-----|--|--|----------|
| ACH | CONDENSER & CHILLER SERVICES D             |  | 850.00   |
|     | Performd ECA on #5 Centrifugal CD11150297  |  | 9,126.70 |
|     | Blast,Belzona Coat #2 Condenser CD11150632 |  | -        |
|     | CONDENSER & CHILLER SERVICES D\$           |  | 9,976.70 |

|                           |        |
|---------------------------|--------|
| Check Payee / Description | Amount |
|---------------------------|--------|

|     |  |               |        |
|-----|--|---------------|--------|
| ACH | SO CALIF EDISON                          |               |        |
|     | I/WLn-5/18-6/17 34 East End-Grand        | 3001323338 6/ | 14.19  |
|     | MWDTrnt15T-5/15-6/16 12100 Banyan St     | 3024905261 6/ | 31.67  |
|     | BrksStBsn-5/14-6/15 10661 Silicon Ped    | 3024530748 5/ | 60.48  |
|     | MntclBsn-5/14-6/15 4700 San Jose         | 3024530725 5/ | 66.35  |
|     | BrksRWTrnOt-5/15-6/16 4349 Orchard St    | 3032880824 6/ | 22.92  |
|     | MWDTrnt18-5/18-6/17 13400 Betsy Ross Ct  | 3025206224 6/ | 28.79  |
|     | MntclSplTbX-5/18-6/17 11294 Roswell Ave  | 3045296064 6/ | 55.78  |
|     | MWDCB14/20-5/18-6/17 5752 East Ave/475 1 | 2305258691 6/ | 160.28 |
|     | VctrBsn/MWDCB11-5/19-6/18 Victoria St/Ba | 2264009051 6/ | 108.41 |
|     |  | - - - - -     | -      |

|  |                 |    |        |
|--|-----------------|----|--------|
|  | SO CALIF EDISON | \$ | 548.87 |
|--|-----------------|----|--------|

|     |                         |               |       |
|-----|-------------------------|---------------|-------|
| ACH | MCCHRISTY, KAREN        |               |       |
|     | Reim-6/9/20 Printer Ink | 6/9/20 OFF SU | 64.42 |
|     |                         | - - - - -     | -     |
|     | MCCHRISTY, KAREN        | \$            | 64.42 |

|     |                          |             |        |
|-----|--------------------------|-------------|--------|
| ACH | ESTRADA, JIMMIE J        |             |        |
|     | Reim Monthly Health Prem | HEALTH PREM | 539.86 |
|     |                          | - - - - -   | -      |
|     | ESTRADA, JIMMIE J        | \$          | 539.86 |

|     |                          |             |        |
|-----|--------------------------|-------------|--------|
| ACH | LICHTI, ALICE            |             |        |
|     | Reim Monthly Health Prem | HEALTH PREM | 200.43 |
|     |                          | - - - - -   | -      |
|     | LICHTI, ALICE            | \$          | 200.43 |

|     |                          |             |        |
|-----|--------------------------|-------------|--------|
| ACH | NOWAK, THEO T            |             |        |
|     | Reim Monthly Health Prem | HEALTH PREM | 539.86 |
|     |                          | - - - - -   | -      |
|     | NOWAK, THEO T            | \$          | 539.86 |

|     |                          |             |        |
|-----|--------------------------|-------------|--------|
| ACH | SONNENBURG, ILSE         |             |        |
|     | Reim Monthly Health Prem | HEALTH PREM | 200.43 |
|     |                          | - - - - -   | -      |
|     | SONNENBURG, ILSE         | \$          | 200.43 |

|     |                          |             |        |
|-----|--------------------------|-------------|--------|
| ACH | MILLER, ELMER L          |             |        |
|     | Reim Monthly Health Prem | HEALTH PREM | 864.82 |
|     |                          | - - - - -   | -      |
|     | MILLER, ELMER L          | \$          | 864.82 |

|     |                          |             |        |
|-----|--------------------------|-------------|--------|
| ACH | DYKSTRA, BETTY           |             |        |
|     | Reim Monthly Health Prem | HEALTH PREM | 200.43 |
|     |                          | - - - - -   | -      |
|     | DYKSTRA, BETTY           | \$          | 200.43 |

|     |                          |             |        |
|-----|--------------------------|-------------|--------|
| ACH | MUELLER, CAROLYN         |             |        |
|     | Reim Monthly Health Prem | HEALTH PREM | 200.43 |
|     |                          | - - - - -   | -      |
|     | MUELLER, CAROLYN         | \$          | 200.43 |

|     |                          |             |        |
|-----|--------------------------|-------------|--------|
| ACH | GRIFFIN, GEORGE          |             |        |
|     | Reim Monthly Health Prem | HEALTH PREM | 200.43 |
|     |                          | - - - - -   | -      |
|     | GRIFFIN, GEORGE          | \$          | 200.43 |

| Check | Payee / Description                                 | Amount             |
|-------|---|--------------------|
| ACH   | CANADA, ANGELA<br>Reim Monthly Health Prem          | HEALTH PREM 200.43 |
|       | CANADA, ANGELA                                      | \$ 200.43          |
| ACH   | CUPERSMITH, LEIZAR<br>Reim Monthly Health Prem      | HEALTH PREM 200.43 |
|       | CUPERSMITH, LEIZAR                                  | \$ 200.43          |
| ACH   | DELGADO-ORAMAS JR, JOSE<br>Reim Monthly Health Prem | HEALTH PREM 339.43 |
|       | DELGADO-ORAMAS JR, JOSE                             | \$ 339.43          |
| ACH   | GRANGER, BRANDON<br>Reim Monthly Health Prem        | HEALTH PREM 169.72 |
|       | GRANGER, BRANDON                                    | \$ 169.72          |
| ACH   | GADDY, CHARLES L<br>Reim Monthly Health Prem        | HEALTH PREM 169.72 |
|       | GADDY, CHARLES L                                    | \$ 169.72          |
| ACH   | BAKER, CHRIS<br>Reim Monthly Health Prem            | HEALTH PREM 30.72  |
|       | BAKER, CHRIS  | \$ 30.72           |
| ACH   | WEBB, DANNY C<br>Reim Monthly Health Prem           | HEALTH PREM 139.00 |
|       | WEBB, DANNY C                                       | \$ 139.00          |
| ACH   | HUMPHREYS, DEBORAH E<br>Reim Monthly Health Prem    | HEALTH PREM 169.72 |
|       | HUMPHREYS, DEBORAH E                                | \$ 169.72          |
| ACH   | MOUAT, FREDERICK W<br>Reim Monthly Health Prem      | HEALTH PREM 169.72 |
|       | MOUAT, FREDERICK W                                  | \$ 169.72          |
| ACH   | MORGAN, GARTH W<br>Reim Monthly Health Prem         | HEALTH PREM 139.00 |
|       | MORGAN, GARTH W                                     | \$ 139.00          |
| ACH   | ALLINGHAM, JACK<br>Reim Monthly Health Prem         | HEALTH PREM 30.72  |
|       | ALLINGHAM, JACK                                     | \$ 30.72           |
| ACH   | MAZUR, JOHN<br>Reim Monthly Health Prem             | HEALTH PREM 501.91 |
|       | MAZUR, JOHN   | \$ 501.91          |

|                           |        |
|---------------------------|--------|
| Check Payee / Description | Amount |
|---------------------------|--------|

|     |  |             |        |
|-----|--|-------------|--------|
| ACH | HAMILTON, MARIA<br>Reim Monthly Health Prem      | HEALTH PREM | 139.00 |
|     |  | - - - - -   |        |
|     | HAMILTON, MARIA                                  | \$          | 139.00 |
| ACH | RAMOS, CAROL<br>Reim Monthly Health Prem         | HEALTH PREM | 30.72  |
|     |  | - - - - -   |        |
|     | RAMOS, CAROL                                     | \$          | 30.72  |
| ACH | FISHER, JAY<br>Reim Monthly Health Prem          | HEALTH PREM | 139.00 |
|     |  | - - - - -   |        |
|     | FISHER, JAY                                      | \$          | 139.00 |
| ACH | KING, PATRICK<br>Reim Monthly Health Prem        | HEALTH PREM | 30.72  |
|     |  | - - - - -   |        |
|     | KING, PATRICK                                    | \$          | 30.72  |
| ACH | HOWARD, ROBERT JAMES<br>Reim Monthly Health Prem | HEALTH PREM | 30.72  |
|     |  | - - - - -   |        |
|     | HOWARD, ROBERT JAMES                             | \$          | 30.72  |
| ACH | DIETZ, JUDY<br>Reim Monthly Health Prem          | HEALTH PREM | 139.00 |
|     |  | - - - - -   |        |
|     | DIETZ, JUDY                                      | \$          | 139.00 |
| ACH | DAVIS, GEORGE<br>Reim Monthly Health Prem        | HEALTH PREM | 30.72  |
|     |  | - - - - -   |        |
|     | DAVIS, GEORGE                                    | \$          | 30.72  |
| ACH | MONZAVI, TAGHI<br>Reim Monthly Health Prem       | HEALTH PREM | 30.72  |
|     |  | - - - - -   |        |
|     | MONZAVI, TAGHI                                   | \$          | 30.72  |
| ACH | PETERSEN, KENNETH<br>Reim Monthly Health Prem    | HEALTH PREM | 200.43 |
|     |  | - - - - -   |        |
|     | PETERSEN, KENNETH                                | \$          | 200.43 |
| ACH | TRAUTERMAN, HELEN<br>Reim Monthly Health Prem    | HEALTH PREM | 200.43 |
|     |  | - - - - -   |        |
|     | TRAUTERMAN, HELEN                                | \$          | 200.43 |
| ACH | TIEGS, KATHLEEN<br>Reim Monthly Health Prem      | HEALTH PREM | 539.86 |
|     |  | - - - - -   |        |
|     | TIEGS, KATHLEEN                                  | \$          | 539.86 |
| ACH | DIGGS, GEORGE<br>Reim Monthly Health Prem        | HEALTH PREM | 539.86 |
|     |  | - - - - -   |        |

| Check |  | Payee / Description      | Amount             |
|-------|--|--------------------------|--------------------|
|       |  | DIGGS, GEORGE            | \$ 539.86          |
| ACH   |  | HAYES, KENNETH           |                    |
|       |  | Reim Monthly Health Prem | HEALTH PREM 539.86 |
|       |  |                          | - - - - -          |
|       |  | HAYES, KENNETH           | \$ 539.86          |
| ACH   |  | RODRIGUEZ, LOUIS         |                    |
|       |  | Reim Monthly Health Prem | HEALTH PREM 169.72 |
|       |  |                          | - - - - -          |
|       |  | RODRIGUEZ, LOUIS         | \$ 169.72          |
| ACH   |  | VARBEL, VAN              |                    |
|       |  | Reim Monthly Health Prem | HEALTH PREM 176.95 |
|       |  |                          | - - - - -          |
|       |  | VARBEL, VAN              | \$ 176.95          |
| ACH   |  | CLIFTON, NEIL            |                    |
|       |  | Reim Monthly Health Prem | HEALTH PREM 501.91 |
|       |  |                          | - - - - -          |
|       |  | CLIFTON, NEIL            | \$ 501.91          |
| ACH   |  | WELLMAN, JOHN THOMAS     |                    |
|       |  | Reim Monthly Health Prem | HEALTH PREM 501.91 |
|       |  |                          | - - - - -          |
|       |  | WELLMAN, JOHN THOMAS     | \$ 501.91          |
| ACH   |  | TROXEL, WYATT            |                    |
|       |  | Reim Monthly Health Prem | HEALTH PREM 200.43 |
|       |  |                          | - - - - -          |
|       |  | TROXEL, WYATT            | \$ 200.43          |
| ACH   |  | CORLEY, WILLIAM          |                    |
|       |  | Reim Monthly Health Prem | HEALTH PREM 501.91 |
|       |  |                          | - - - - -          |
|       |  | CORLEY, WILLIAM          | \$ 501.91          |
| ACH   |  | CALLAHAN, CHARLES        |                    |
|       |  | Reim Monthly Health Prem | HEALTH PREM 30.72  |
|       |  |                          | - - - - -          |
|       |  | CALLAHAN, CHARLES        | \$ 30.72           |
| ACH   |  | LESNIAKOWSKI, NORBERT    |                    |
|       |  | Reim Monthly Health Prem | HEALTH PREM 200.43 |
|       |  |                          | - - - - -          |
|       |  | LESNIAKOWSKI, NORBERT    | \$ 200.43          |
| ACH   |  | VER STEEG, ALLEN J       |                    |
|       |  | Reim Monthly Health Prem | HEALTH PREM 169.72 |
|       |  |                          | - - - - -          |
|       |  | VER STEEG, ALLEN J       | \$ 169.72          |
| ACH   |  | HACKNEY, GARY            |                    |
|       |  | Reim Monthly Health Prem | HEALTH PREM 501.91 |
|       |  |                          | - - - - -          |
|       |  | HACKNEY, GARY            | \$ 501.91          |
| ACH   |  | CAREL, LARRY             |                    |
|       |  | Reim Monthly Health Prem | HEALTH PREM 30.72  |

| Check | Payee / Description                               | Amount             |
|-------|---|--------------------|
|       | CAREL, LARRY                                      | \$ 30.72           |
| ACH   | TOL, HAROLD<br>Reim Monthly Health Prem           | HEALTH PREM 200.43 |
|       | TOL, HAROLD                                       | \$ 200.43          |
| ACH   | BANKSTON, GARY<br>Reim Monthly Health Prem        | HEALTH PREM 37.95  |
|       | BANKSTON, GARY                                    | \$ 37.95           |
| ACH   | ATWATER, RICHARD<br>Reim Monthly Health Prem      | HEALTH PREM 139.00 |
|       | ATWATER, RICHARD                                  | \$ 139.00          |
| ACH   | FIESTA, PATRICIA<br>Reim Monthly Health Prem      | HEALTH PREM 501.91 |
|       | FIESTA, PATRICIA                                  | \$ 501.91          |
| ACH   | DIGGS, JANET<br>Reim Monthly Health Prem          | HEALTH PREM 678.86 |
|       | DIGGS, JANET                                      | \$ 678.86          |
| ACH   | CARAZA, TERESA<br>Reim Monthly Health Prem        | HEALTH PREM 30.72  |
|       | CARAZA, TERESA                                    | \$ 30.72           |
| ACH   | SANTA CRUZ, JACQUELYN<br>Reim Monthly Health Prem | HEALTH PREM 863.71 |
|       | SANTA CRUZ, JACQUELYN                             | \$ 863.71          |
| ACH   | HECK, ROSELYN<br>Reim Monthly Health Prem         | HEALTH PREM 30.72  |
|       | HECK, ROSELYN                                     | \$ 30.72           |
| ACH   | SOPICKI, LEO<br>Reim Monthly Health Prem          | HEALTH PREM 339.43 |
|       | SOPICKI, LEO                                      | \$ 339.43          |
| ACH   | GOSE, ROSEMARY<br>Reim Monthly Health Prem        | HEALTH PREM 139.00 |
|       | GOSE, ROSEMARY                                    | \$ 139.00          |
| ACH   | KEHL, BARRETT<br>Reim Monthly Health Prem         | HEALTH PREM 139.00 |
|       | KEHL, BARRETT                                     | \$ 139.00          |
| ACH   | RITCHIE, JANN                                     |                    |



| Check |  | Payee / Description      | Amount             |
|-------|--|--------------------------|--------------------|
|       |  | Reim Monthly Health Prem | HEALTH PREM 139.00 |
|       |  | RITCHIE, JANN            | \$ 139.00          |
| ACH   |  | LONG, ROCKWELL DEE       |                    |
|       |  | Reim Monthly Health Prem | HEALTH PREM 525.39 |
|       |  | LONG, ROCKWELL DEE       | \$ 525.39          |
| ACH   |  | FATTAHI, MIR             |                    |
|       |  | Reim Monthly Health Prem | HEALTH PREM 139.00 |
|       |  | FATTAHI, MIR             | \$ 139.00          |
| ACH   |  | VERGARA, FLORENTINO      |                    |
|       |  | Reim Monthly Health Prem | HEALTH PREM 339.43 |
|       |  | VERGARA, FLORENTINO      | \$ 339.43          |
| ACH   |  | WALL, DAVID              |                    |
|       |  | Reim Monthly Health Prem | HEALTH PREM 332.20 |
|       |  | WALL, DAVID              | \$ 332.20          |
| ACH   |  | CHUNG, MICHAEL           |                    |
|       |  | Reim Monthly Health Prem | HEALTH PREM 169.72 |
|       |  | CHUNG, MICHAEL           | \$ 169.72          |
| ACH   |  | ADAMS, PAMELA            |                    |
|       |  | Reim Monthly Health Prem | HEALTH PREM 30.72  |
|       |  | ADAMS, PAMELA            | \$ 30.72           |
| ACH   |  | BLASINGAME, MARY         |                    |
|       |  | Reim Monthly Health Prem | HEALTH PREM 525.39 |
|       |  | BLASINGAME, MARY         | \$ 525.39          |
| ACH   |  | ANDERSON, KENNETH        |                    |
|       |  | Reim Monthly Health Prem | HEALTH PREM 169.72 |
|       |  | ANDERSON, KENNETH        | \$ 169.72          |
| ACH   |  | MOE, JAMES               |                    |
|       |  | Reim Monthly Health Prem | HEALTH PREM 30.72  |
|       |  | MOE, JAMES               | \$ 30.72           |
| ACH   |  | POLACEK, KEVIN           |                    |
|       |  | Reim Monthly Health Prem | HEALTH PREM 863.71 |
|       |  | POLACEK, KEVIN           | \$ 863.71          |
| ACH   |  | ELROD, SONDR             |                    |
|       |  | Reim Monthly Health Prem | HEALTH PREM 169.72 |
|       |  | ELROD, SONDR             | \$ 169.72          |

| Check | Payee / Description                              | Amount             |
|-------|--|--------------------|
| ACH   | FRAZIER, JACK<br>Reim Monthly Health Prem        | HEALTH PREM 183.62 |
|       | FRAZIER, JACK                                    | \$ 183.62          |
| ACH   | HOAK, JAMES<br>Reim Monthly Health Prem          | HEALTH PREM 139.00 |
|       | HOAK, JAMES                                      | \$ 139.00          |
| ACH   | FOLEY III, DANIEL J.<br>Reim Monthly Health Prem | HEALTH PREM 193.20 |
|       | FOLEY III, DANIEL J.                             | \$ 193.20          |
| ACH   | CLEVELAND, JAMES<br>Reim Monthly Health Prem     | HEALTH PREM 139.00 |
|       | CLEVELAND, JAMES                                 | \$ 139.00          |
| ACH   | LANGNER, CAMERON<br>Reim Monthly Health Prem     | HEALTH PREM 629.49 |
|       | LANGNER, CAMERON                                 | \$ 629.49          |
| ACH   | HAMILTON, LEANNE<br>Reim Monthly Health Prem     | HEALTH PREM 30.72  |
|       | HAMILTON, LEANNE                                 | \$ 30.72           |
| ACH   | HOOSHMAND, RAY<br>Reim Monthly Health Prem       | HEALTH PREM 139.00 |
|       | HOOSHMAND, RAY                                   | \$ 139.00          |
| ACH   | SCHLAPKOHL, JACK<br>Reim Monthly Health Prem     | HEALTH PREM 139.00 |
|       | SCHLAPKOHL, JACK                                 | \$ 139.00          |
| ACH   | POOLE, PHILLIP<br>Reim Monthly Health Prem       | HEALTH PREM 30.72  |
|       | POOLE, PHILLIP                                   | \$ 30.72           |
| ACH   | ADAMS, BARBARA<br>Reim Monthly Health Prem       | HEALTH PREM 169.72 |
|       | ADAMS, BARBARA                                   | \$ 169.72          |
| ACH   | RUESCH, GENECE<br>Reim Monthly Health Prem       | HEALTH PREM 362.91 |
|       | RUESCH, GENECE                                   | \$ 362.91          |
| ACH   | VANDERPOOL, LARRY<br>Reim Monthly Health Prem    | HEALTH PREM 856.19 |
|       | VANDERPOOL, LARRY                                | \$ 856.19          |

|                           |        |
|---------------------------|--------|
| Check Payee / Description | Amount |
|---------------------------|--------|

|     |  |             |           |
|-----|--|-------------|-----------|
| ACH | AMBROSE, JEFFREY<br>Reim Monthly Health Prem   | HEALTH PREM | 339.43    |
|     |  |             | - - - - - |
|     | AMBROSE, JEFFREY                               | \$          | 339.43    |
| ACH | MERRILL, DIANE<br>Reim Monthly Health Prem     | HEALTH PREM | 497.60    |
|     |  |             | - - - - - |
|     | MERRILL, DIANE                                 | \$          | 497.60    |
| ACH | HOUSER, ROD<br>Reim Monthly Health Prem        | HEALTH PREM | 501.91    |
|     |  |             | - - - - - |
|     | HOUSER, ROD                                    | \$          | 501.91    |
| ACH | RUSSO, VICKI<br>Reim Monthly Health Prem       | HEALTH PREM | 193.20    |
|     |  |             | - - - - - |
|     | RUSSO, VICKI                                   | \$          | 193.20    |
| ACH | HUSS, KERRY<br>Reim Monthly Health Prem        | HEALTH PREM | 856.19    |
|     |  |             | - - - - - |
|     | HUSS, KERRY                                    | \$          | 856.19    |
| ACH | BINGHAM, GREGG<br>Reim Monthly Health Prem     | HEALTH PREM | 525.39    |
|     |  |             | - - - - - |
|     | BINGHAM, GREGG                                 | \$          | 525.39    |
| ACH | CHARLES, DAVID<br>Reim Monthly Health Prem     | HEALTH PREM | 139.00    |
|     |  |             | - - - - - |
|     | CHARLES, DAVID                                 | \$          | 139.00    |
| ACH | YEBOAH, ERNEST<br>Reim Monthly Health Prem     | HEALTH PREM | 139.00    |
|     |  |             | - - - - - |
|     | YEBOAH, ERNEST                                 | \$          | 139.00    |
| ACH | ALVARADO, ROSEMARY<br>Reim Monthly Health Prem | HEALTH PREM | 362.91    |
|     |  |             | - - - - - |
|     | ALVARADO, ROSEMARY                             | \$          | 362.91    |
| ACH | BARELA, GEORGE<br>Reim Monthly Health Prem     | HEALTH PREM | 139.00    |
|     |  |             | - - - - - |
|     | BARELA, GEORGE                                 | \$          | 139.00    |
| ACH | FETZER, ROBERT<br>Reim Monthly Health Prem     | HEALTH PREM | 863.71    |
|     |  |             | - - - - - |
|     | FETZER, ROBERT                                 | \$          | 863.71    |
| ACH | SPAETH, ERIC<br>Reim Monthly Health Prem       | HEALTH PREM | 193.20    |
|     |  |             | - - - - - |

| Check | Payee / Description                            | Amount             |
|-------|--|--------------------|
|       | SPAETH, ERIC                                   | \$ 193.20          |
| ACH   | DAVIS, MARTHA<br>Reim Monthly Health Prem      | HEALTH PREM 30.72  |
|       | DAVIS, MARTHA                                  | \$ 30.72           |
| ACH   | BRULE, CHRISTOPHER<br>Reim Monthly Health Prem | HEALTH PREM 193.20 |
|       | BRULE, CHRISTOPHER                             | \$ 193.20          |
| ACH   | ROOS, JAMES<br>Reim Monthly Health Prem        | HEALTH PREM 362.91 |
|       | ROOS, JAMES                                    | \$ 362.91          |
| ACH   | MULLANEY, JOHN<br>Reim Monthly Health Prem     | HEALTH PREM 332.20 |
|       | MULLANEY, JOHN                                 | \$ 332.20          |
| ACH   | VALENZUELA, DANIEL<br>Reim Monthly Health Prem | HEALTH PREM 525.39 |
|       | VALENZUELA, DANIEL                             | \$ 525.39          |
| ACH   | PACE, BRIAN<br>Reim Monthly Health Prem        | HEALTH PREM 525.39 |
|       | PACE, BRIAN                                    | \$ 525.39          |
| ACH   | KING, JOSEPH<br>Reim Monthly Health Prem       | HEALTH PREM 139.00 |
|       | KING, JOSEPH                                   | \$ 139.00          |
| ACH   | VILLALOBOS, HECTOR<br>Reim Monthly Health Prem | HEALTH PREM 193.20 |
|       | VILLALOBOS, HECTOR                             | \$ 193.20          |
| ACH   | BAXTER, KATHLEEN<br>Reim Monthly Health Prem   | HEALTH PREM 193.20 |
|       | BAXTER, KATHLEEN                               | \$ 193.20          |
| ACH   | PENMAN, DAVID<br>Reim Monthly Health Prem      | HEALTH PREM 525.39 |
|       | PENMAN, DAVID                                  | \$ 525.39          |
| ACH   | ANGIER, RICHARD<br>Reim Monthly Health Prem    | HEALTH PREM 525.39 |
|       | ANGIER, RICHARD                                | \$ 525.39          |
| ACH   | MERRILL, DEBORAH<br>Reim Monthly Health Prem   | HEALTH PREM 362.91 |

| Check | Payee / Description                           | Amount             |
|-------|---|--------------------|
|       | MERRILL, DEBORAH                              | \$ 362.91          |
| ACH   | O'DEA, KRISTINE<br>Reim Monthly Health Prem   | HEALTH PREM 169.72 |
|       | O'DEA, KRISTINE                               | \$ 169.72          |
| ACH   | OAKDEN, LISA<br>Reim Monthly Health Prem      | HEALTH PREM 863.71 |
|       | OAKDEN, LISA                                  | \$ 863.71          |
| ACH   | LAUGHLIN, JOHN<br>Reim Monthly Health Prem    | HEALTH PREM 139.00 |
|       | LAUGHLIN, JOHN                                | \$ 139.00          |
| ACH   | HUGHBANKS, ROGER<br>Reim Monthly Health Prem  | HEALTH PREM 193.20 |
|       | HUGHBANKS, ROGER                              | \$ 193.20          |
| ACH   | SPENDLOVE, DANNY<br>Reim Monthly Health Prem  | HEALTH PREM 169.72 |
|       | SPENDLOVE, DANNY                              | \$ 169.72          |
| ACH   | HOULIHAN, JESSE<br>Reim Monthly Health Prem   | HEALTH PREM 193.20 |
|       | HOULIHAN, JESSE                               | \$ 193.20          |
| ACH   | WARMAN, EVELYN<br>Reim Monthly Health Prem    | HEALTH PREM 30.72  |
|       | WARMAN, EVELYN                                | \$ 30.72           |
| ACH   | HERNANDEZ, DELIA<br>Reim Monthly Health Prem  | HEALTH PREM 193.20 |
|       | HERNANDEZ, DELIA                              | \$ 193.20          |
| ACH   | AVILA, ARTHUR L<br>Reim Monthly Health Prem   | HEALTH PREM 193.20 |
|       | AVILA, ARTHUR L                               | \$ 193.20          |
| ACH   | GUARDIANO, GARY<br>Reim Monthly Health Prem   | HEALTH PREM 169.72 |
|       | GUARDIANO, GARY                               | \$ 169.72          |
| ACH   | POMERLEAU, THOMAS<br>Reim Monthly Health Prem | HEALTH PREM 30.72  |
|       | POMERLEAU, THOMAS                             | \$ 30.72           |
| ACH   | BARRER, SATURNINO                             |                    |

| Check | Payee / Description      | Amount             |
|-------|--------------------------|--------------------|
|       | Reim Monthly Health Prem | HEALTH PREM 332.20 |
|       | BARRER, SATURNINO        | \$ 332.20          |
| ACH   | LACEY, STEVEN            |                    |
|       | Reim Monthly Health Prem | HEALTH PREM 724.71 |
|       | LACEY, STEVEN            | \$ 724.71          |
| ACH   | MILLS, JOHN              |                    |
|       | Reim Monthly Health Prem | HEALTH PREM 30.72  |
|       | MILLS, JOHN              | \$ 30.72           |
| ACH   | REED, RANDALL            |                    |
|       | Reim Monthly Health Prem | HEALTH PREM 664.39 |
|       | REED, RANDALL            | \$ 664.39          |
| ACH   | RAMIREZ, REBECCA         |                    |
|       | Reim Monthly Health Prem | HEALTH PREM 332.20 |
|       | RAMIREZ, REBECCA         | \$ 332.20          |
| ACH   | RAZAK, HALLA             |                    |
|       | Reim Monthly Health Prem | HEALTH PREM 139.00 |
|       | RAZAK, HALLA             | \$ 139.00          |
| ACH   | OSBORN, CINDY L          |                    |
|       | Reim Monthly Health Prem | HEALTH PREM 332.20 |
|       | OSBORN, CINDY L          | \$ 332.20          |
| ACH   | FESTA, GARY              |                    |
|       | Reim Monthly Health Prem | HEALTH PREM 245.25 |
|       | FESTA, GARY              | \$ 245.25          |
| ACH   | MENDEZ, DAVID G          |                    |
|       | Reim Monthly Health Prem | HEALTH PREM 193.20 |
|       | MENDEZ, DAVID G          | \$ 193.20          |
| ACH   | DELGADO, FLOR MARIA      |                    |
|       | Reim Monthly Health Prem | HEALTH PREM 139.00 |
|       | DELGADO, FLOR MARIA      | \$ 139.00          |
| ACH   | GROENVELD, NELLETJE      |                    |
|       | Reim Monthly Health Prem | HEALTH PREM 193.20 |
|       | GROENVELD, NELLETJE      | \$ 193.20          |
| ACH   | BATONGMALAQUE, CHARLIE L |                    |
|       | Reim Monthly Health Prem | HEALTH PREM 562.23 |
|       | BATONGMALAQUE, CHARLIE L | \$ 562.23          |

| Check |                     | Payee / Description             | Amount      |           |
|-------|---------------------|---------------------------------|-------------|-----------|
| ACH   | BOBBITT, JOHN       | Reim Monthly Health Prem        | HEALTH PREM | 139.00    |
|       |                     |                                 | - - - - -   |           |
|       | BOBBITT, JOHN       |                                 | \$          | 139.00    |
| ACH   | NEIGHBORS, CLAUDIA  | Reim Monthly Health Prem        | HEALTH PREM | 193.20    |
|       |                     |                                 | - - - - -   |           |
|       | NEIGHBORS, CLAUDIA  |                                 | \$          | 193.20    |
| ACH   | JONES, LONDON S     | Reim Monthly Health Prem        | HEALTH PREM | 193.20    |
|       |                     |                                 | - - - - -   |           |
|       | JONES, LONDON S     |                                 | \$          | 193.20    |
| ACH   | CHENG, TINA Y       | Reim Monthly Health Prem        | HEALTH PREM | 200.43    |
|       |                     |                                 | - - - - -   |           |
|       | CHENG, TINA Y       |                                 | \$          | 200.43    |
| ACH   | JACKSON, PATRICIA M | Reim Monthly Health Prem        | HEALTH PREM | 169.72    |
|       |                     |                                 | - - - - -   |           |
|       | JACKSON, PATRICIA M |                                 | \$          | 169.72    |
| ACH   | GIBSON, CONSTANCE A | Reim Monthly Health Prem        | HEALTH PREM | 139.00    |
|       |                     |                                 | - - - - -   |           |
|       | GIBSON, CONSTANCE A |                                 | \$          | 139.00    |
| ACH   | GU, JASON           | Reim Monthly Health Prem        | HEALTH PREM | 169.72    |
|       |                     |                                 | - - - - -   |           |
|       | GU, JASON           |                                 | \$          | 169.72    |
| ACH   | KOPP, LINDA L       | Reim Monthly Health Prem        | HEALTH PREM | 193.20    |
|       |                     |                                 | - - - - -   |           |
|       | KOPP, LINDA L       |                                 | \$          | 193.20    |
| ACH   | SCHERCK, JOHN       | Reim Monthly Health Prem        | HEALTH PREM | 322.62    |
|       |                     |                                 | - - - - -   |           |
|       | SCHERCK, JOHN       |                                 | \$          | 322.62    |
| ACH   | EMPOWER RETIREMENT  | P/R 12 6/5/20 Deferred Comp Ded | HR 0089100  | 80,966.90 |
|       |                     |                                 | - - - - -   |           |
|       | EMPOWER RETIREMENT  |                                 | \$          | 80,966.90 |

|                                |              |
|--------------------------------|--------------|
| Grand Total Payment Amount: \$ | 7,006,530.00 |
|--------------------------------|--------------|

# Attachment 2D

Vendor Wires  
(excludes Payroll)



|                           |        |
|---------------------------|--------|
| Check Payee / Description | Amount |
|---------------------------|--------|

|       |                                     |               |         |           |            |
|-------|-------------------------------------|---------------|---------|-----------|------------|
| Wire  | PUBLIC EMPLOYEES' RETIREMENT S      |               |         |           |            |
|       | 6/20 Health Ins-Board               | 16045273      | 6/20    |           | 7,253.15   |
|       | 6/20 Health Ins-Retirees, Employees | 16045268      | 6/20    |           | 271,414.34 |
|       |                                     |               |         | - - - - - |            |
|       | PUBLIC EMPLOYEES' RETIREMENT S\$    |               |         |           | 278,667.49 |
| <hr/> |                                     |               |         |           |            |
| Wire  | EMPLOYMENT DEVELOPMENT DEPARTM      |               |         |           |            |
|       | P/R DIR 6 6/12/20 Taxes             | HR            | 0089200 |           | 400.18     |
|       |                                     |               |         | - - - - - |            |
|       | EMPLOYMENT DEVELOPMENT DEPARTM\$    |               |         |           | 400.18     |
| <hr/> |                                     |               |         |           |            |
| Wire  | INTERNAL REVENUE SERVICE            |               |         |           |            |
|       | P/R DIR 6 6/12/20 Taxes             | HR            | 0089200 |           | 2,648.32   |
|       |                                     |               |         | - - - - - |            |
|       | INTERNAL REVENUE SERVICE            |               | \$      |           | 2,648.32   |
| <hr/> |                                     |               |         |           |            |
| Wire  | EMPLOYMENT DEVELOPMENT DEPARTM      |               |         |           |            |
|       | P/R 13 6/19/20 Taxes                | HR            | 0090100 |           | 59,863.54  |
|       | P/R 13 6/19/20 Taxes                | HR            | 0090100 |           | 12,281.20  |
|       |                                     |               |         | - - - - - |            |
|       | EMPLOYMENT DEVELOPMENT DEPARTM\$    |               |         |           | 72,144.74  |
| <hr/> |                                     |               |         |           |            |
| Wire  | INTERNAL REVENUE SERVICE            |               |         |           |            |
|       | P/R 13 6/19/20 Taxes                | HR            | 0090100 |           | 333,986.75 |
|       |                                     |               |         | - - - - - |            |
|       | INTERNAL REVENUE SERVICE            |               | \$      |           | 333,986.75 |
| <hr/> |                                     |               |         |           |            |
| Wire  | STATE DISBURSEMENT UNIT             |               |         |           |            |
|       | P/R 13 6/19/2020                    | HR            | 0090100 |           | 3,294.44   |
|       |                                     |               |         | - - - - - |            |
|       | STATE DISBURSEMENT UNIT             |               | \$      |           | 3,294.44   |
| <hr/> |                                     |               |         |           |            |
| Wire  | PUBLIC EMPLOYEES RETIREMENT SY      |               |         |           |            |
|       | P/R 13 6/19 EE/ER PERS Cont         | P/R 13 4/19 A |         |           | 31.00-     |
|       | P/R 13 6/19/20 PERS                 | HR            | 0090100 |           | 187,383.88 |
|       |                                     |               |         | - - - - - |            |
|       | PUBLIC EMPLOYEES RETIREMENT SY\$    |               |         |           | 187,352.88 |
| <hr/> |                                     |               |         |           |            |
| Wire  | STATE BOARD OF EQUALIZATION         |               |         |           |            |
|       | 4/20 Sales Tax Deposit              | 23784561      | 5/20    |           | 13,267.00  |
|       |                                     |               |         | - - - - - |            |
|       | STATE BOARD OF EQUALIZATION         |               | \$      |           | 13,267.00  |
| <hr/> |                                     |               |         |           |            |
| Wire  | EMPLOYMENT DEVELOPMENT DEPARTM      |               |         |           |            |
|       | P/R 12 6/4/20 Taxes                 | HR            | 0089100 |           | 97,441.47  |
|       | P/R 12 6/4/20 Taxes                 | HR            | 0089100 |           | 16,067.65  |
|       |                                     |               |         | - - - - - |            |
|       | EMPLOYMENT DEVELOPMENT DEPARTM\$    |               |         |           | 113,509.12 |
| <hr/> |                                     |               |         |           |            |
| Wire  | INTERNAL REVENUE SERVICE            |               |         |           |            |
|       | P/R 12 6/4/20 Taxes                 | HR            | 0089100 |           | 471,437.42 |
|       |                                     |               |         | - - - - - |            |
|       | INTERNAL REVENUE SERVICE            |               | \$      |           | 471,437.42 |
| <hr/> |                                     |               |         |           |            |
| Wire  | STATE DISBURSEMENT UNIT             |               |         |           |            |
|       | P/R 12 6/4/20                       | HR            | 0089100 |           | 198.00     |
|       | P/R 12 6/5/20                       | HR            | 0089100 |           | 3,294.44   |
|       |                                     |               |         | - - - - - |            |

| Check | Payee / Description              | Amount                     |
|-------|----------------------------------|----------------------------|
|       | STATE DISBURSEMENT UNIT          | \$ 3,492.44                |
| Wire  | PUBLIC EMPLOYEES RETIREMENT SY   |                            |
|       | P/R 12 6/05 EE/ER PERS Cont      | P/R 12 6/05 A 19.37        |
|       | P/R 12 6/5/20 PERS               | HR 0089100 188,844.31      |
|       |                                  | - - - - -                  |
|       | PUBLIC EMPLOYEES RETIREMENT SY\$ | 188,863.68                 |
| Wire  | SUMITOMO MITSUI BANKING CORP     |                            |
|       | 08B 4/1/20-6/30/20 LOC Fees      | NY-091282 062 38,366.18    |
|       |                                  | - - - - -                  |
|       | SUMITOMO MITSUI BANKING CORP \$  | 38,366.18                  |
| Wire  | METROPOLITAN WATER DISTRICT      |                            |
|       | April 2020 Water Purchase        | 10050 4,361,545.19         |
|       |                                  | - - - - -                  |
|       | METROPOLITAN WATER DISTRICT \$   | 4,361,545.19               |
| Wire  | CALPERS                          |                            |
|       | CalPERS OPEB Unfunded Liability  | 5643527383-00 1,000,000.00 |
|       |                                  | - - - - -                  |
|       | CALPERS \$                       | 1,000,000.00               |

|                                |              |
|--------------------------------|--------------|
| Grand Total Payment Amount: \$ | 7,068,975.83 |
|--------------------------------|--------------|

## Attachment 2E

Payroll-Net Pay-Directors

# INLAND EMPIRE UTILITIES AGENCY

## Ratification of Board of Directors

**Payroll for June 12 ,2020**  
**Presented at Board Meeting on August 19, 2020**

| DIRECTOR NAME    | GROSS PAYROLL | NET PAYROLL |
|------------------|---------------|-------------|
| Jasmin Hall      | \$3,312.32    | \$2,093.14  |
| Katherine Parker | \$4,538.24    | \$1,791.59  |
| Michael Camacho  | \$4,504.74    | \$1,695.10  |
| Steven J. Elie   | \$4,938.24    | \$1,468.69  |
| Paul Hofer       | \$0.00        | \$0.00      |
| <b>TOTALS</b>    | \$17,293.54   | \$7,048.52  |

|                        | Count | Amount     |
|------------------------|-------|------------|
| TOTAL EFTS PROCESSED   | 4     | \$7,048.52 |
| TOTAL CHECKS PROCESSED | 0     | \$0.00     |
| CHECK NUMBERS USED     | N/A   |            |

**DIRECTOR PAYSHEETS**  
**IEUA/MWD/IERCA**  
**CBWM (alternate)/**  
**CBWB (alternate)/SAWPA (alternate)**  
(Page 1 of 2)

MICHAEL CAMACHO  
EMPLOYEE NO. 1140  
ACCOUNT NO. 10200 120100 100000 501010

**MAY 2020**

| DATE  | TYPE OF MEETING   | ATTENDANCE | TOTAL COMPENSATION |
|---|---|------------|--------------------|
| 05-06-20  | IEUA – IEUA Board Meeting/Workshop via Granicus/MS Teams                                    | Yes        | \$260.00           |
| 05-07-20  | IEUA – Southern Coalition/Inland Caucus Mtg. Conference Call                                | Yes        | \$260.00           |
| 05-11-20  | MWD – Standing Committee Meetings via Zoom  | Yes        | \$260.00           |
| 05-12-20  | MWD – Standing Committee and Board Meetings via Zoom  | Yes        | \$260.00           |
| 05-13-20  | IEUA- Community and Legis. & Engineering, Ops. & WR Committee Meetings via Granicus/MS Team | Yes        | \$260.00           |
| 05-18-20  | IEUA – CSDA 2020 Virtual Special District Legis. Days                                       | Yes        | \$260.00           |
| 05-20-20  | IEUA-CBRFA Commission Mtg. & IEUA Board Mtg. via Granicus/MS Teams                          | Yes        | \$260.00           |
| 05-26-20  | MWD-Other Committee Meetings  | Yes        | \$260.00           |
| 05-27-20  | IEUA – Leadership Consulting Meeting via Zoom   | Yes        | \$260.00           |
| 05-28-20  | CBWM – Board Meeting via Gotomeeting  | Yes        | \$260.00           |
| <b>TOTAL REIMBURSEMENT</b><br><u><b>IEUA/MWD/IERCA</b></u><br>Up to 10 days of service per month per Ordinance No. 105, including MWD meetings at \$260.00 ( <i>eff. 07/01/19</i> ). IEUA pays both primary and alternate for attendance.<br><u><b>CBWM</b></u><br>Up to 10 days of service per month per Ordinance No. 105 (i.e., <b>\$135.00</b> – difference between Watermaster \$125.00 and Agency meetings \$260.00 ( <i>eff. 7/01/19</i> ), including MWD meetings. Chino Basin Watermaster does not compensate an alternate Director unless the alternate Director is attending on behalf of an absent primary Director. In accordance to Ordinance No. 98, Section 1, (i) Attendance at any meeting provided for under Sections 1.b, c, e, and f, shall also include payment to both the primary |   |            | \$2,600.00         |


**DIRECTOR PAYSHEETS**  
**IEUA/MWD/IERCA**  
**CBWM (alternate)/**  
**CBWB (alternate)/SAWPA (alternate)**  
(Page 2 of 2)

|   |    |
|---|----|
| representative and the alternate representative to said body if they both attend said meeting. <u>Record full amount on timesheet for attendance by alternates</u><br><b><u>CBWB</u></b><br>Up to 10 days of service per month per Ordinance No. 105. (i.e., <b>\$160.00</b> – difference between CBWB (\$100.00 and Agency meetings \$260.00 <i>eff. 7/01/19</i> ), including MWD meetings. CBWB pays directly to IEUA. Record full amount on timesheet.<br><b><u>SAWPA</u></b><br>Up to 10 days of service per month per Ordinance No. 105 (i.e., <b>\$50.00</b> – difference between SAWPA (\$220.00 <i>eff. 1/20</i> ) and Agency meetings \$260.00 <i>eff. 7/01/19</i> ), including MWD meetings. SAWPA pays both primary and alternate for attendance, including mileage. |    |
| Total No. of Meetings Attended  | 10 |
| Total No. of Meetings <b>Paid</b>   | 10 |

DIRECTOR  
SIGNATURE

  
\_\_\_\_\_  
Michael Camacho, Director

Approved by:

  
\_\_\_\_\_  
Shivaji Deshmukh

**DIRECTOR PAYSHEETS**  
**IEUA/CBWM/ CBWB**  
**CDA - alternate**  
(Page 1 of 2)

STEVEN J. ELIE  
EMPLOYEE NO. 1175  
ACCOUNT NO. 10200 120100 100000 501010

**MAY 2020**

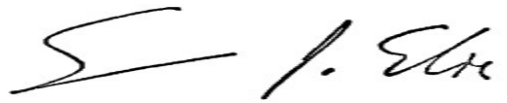
| DATE  | TYPE OF MEETING   | ATTENDANCE     | TOTAL COMPENSATION |
|---|---|----------------|--------------------|
| 05-04-20  | IEUA – SCWC Legislative Task Force Telecon  | Yes            | \$260.00           |
| 05-06-20  | IEUA – IEUA Board Meeting/Workshop via Granicus/MS Teams  | Yes            | \$260.00           |
| 05-08-20  | IEUA – Meeting w/Senator Portantino, President Parker, Director Elie, General Manager Deshmukh, C. Pieroni via MS Teams | Yes            | \$260.00           |
| 05-12-20  | IEUA – Chino Valley Leaders Webinar on Coronavirus – Panelist   | Yes            | \$260.00           |
| 05-13-20  | IEUA – Community & Leg. Committee Meeting   | Yes            | \$260.00           |
| 05-13-20  | IEUA – Chino Valley Fire Board Meeting via video  | Yes (same day) | \$-0-              |
| 05-18-20  | IEUA – SCWC Legislative Task Force Telecon  | Yes            | \$260.00           |
| 05-19-20  | IEUA – Chino City Council Meeting via gotowebrinar  | Yes            | \$260.00           |
| 05-20-20  | IEUA – CBRFA Commission and IEUA Board Meetings   | Yes            | \$260.00           |
| 05-22-20  | CBWM – Watermaster Special Board Meeting via gotomeeting  | Yes            | \$-0-*             |
| 05-26-20  | IEUA - Ontario Meeting w/Councilman Valencia & City Manager Ochoa   | Yes            | \$260.00           |
| 05-27-20  | IEUA – Agency Update Mtg. w/GM Shivaji  | Yes (staff)    | \$-0-              |
| 05-28-20  | CBWM – Watermaster Board Regular Meeting via gotomeeting  | Yes            | \$-0-*             |
| <b>TOTAL REIMBURSEMENT</b><br><b>IEUA</b><br>Up to 10 days of service per month per Ordinance No. 105, including MWD meetings at \$260.00 (eff. 07/01/19). IEUA pays both primary and alternate for attendance.<br><b>CBWM</b><br>Up to 10 days of service per month per Ordinance No. 105, including MWD meetings at \$260.00 (eff. 07/01/19). IEUA pays both primary and alternate for attendance. (i.e., <b>\$135.00</b> – difference between Watermaster \$125.00 and Agency meetings \$260.00 (eff. 7/01/19). Chino Basin Watermaster does not compensate an alternate Director unless the alternate |   |                | \$2,340.00         |

**DIRECTOR PAYSHEETS**  
**IEUA/CBWM/ CBWB**  
**CDA - alternate**  
(Page 2 of 2)


|  |    |
|--|----|
| Director is attending on behalf of an absent primary Director. In accordance to Ordinance No. 98, Section 1, (i) Attendance at any meeting provided for under Sections 1.b, c, e, and f, shall also include payment to both the primary representative and the alternate representative to said body if they both attend said meeting. <u>Record full amount on timesheet for attendance by alternates</u><br><b>CDA</b><br>Up to 10 days of service per month per Ordinance No. 105 (i.e., <b>\$120.00</b> – difference between CDA (\$150.00 and Agency meetings \$260.00 <i>(eff.7/01/19)</i> , including MWD meetings. CDA pays directly to IEUA. Record full amount on timesheet.<br><b>CBWB</b><br>Up to 10 days of service per month per Ordinance No. 105. (i.e., <b>\$160.00</b> – difference between CBWB (\$100.00 and Agency meetings \$260.00 <i>(eff.7/01/19)</i> , including MWD meetings. CBWB pays directly to IEUA. Record full amount on timesheet. |    |
| Total No. of Meetings Attended   | 13 |
| Total No. of Meetings <b>Paid</b>  | 9  |

**\*Decline IEUA portion of CBWM**

DIRECTOR  
SIGNATURE



Steven J. Elie, Director

Approved by: 



**DIRECTOR PAYSHEETS**  
**IEUA**

(Page 1 of 2)

JASMIN A. HALL

EMPLOYEE NO. 1256

ACCOUNT NO. 10200 120100 100000 501010

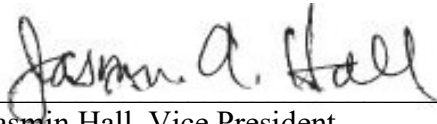
**MAY 2020**

| <b>DATE</b> | <b>TYPE OF MEETING</b>   | <b>ATTENDANCE</b>  | <b>TOTAL<br/>COMPENSATION</b> |
|-------------|--|--------------------|-------------------------------|
| 05-01-20    | <b>IEUA</b> – Facing the New Normal Credit & Collection during COVID-19 Webinar  | Yes                | \$260.00                      |
| 05-04-20    | <b>IEUA</b> – SCWC Leg. Task Force Telecon   | Yes                | \$260.00                      |
| 05-04-20    | <b>IEUA</b> – Telecon Meeting w/C. Hays, City of Fontana   | Yes (same day)     | \$-0-                         |
| 05-06-20    | <b>IEUA</b> – IEUA Board Meeting/Workshop via Granicus/MS Teams  | Yes                | \$260.00                      |
| 05-06-20    | <b>IEUA</b> – CWEA-CASA Webinar Wastewater and Coronavirus Update  | Yes (same day)     | \$-0-                         |
| 05-11-20    | <b>IEUA</b> – San Bernardino County Townhall via Zoom  | Yes                | \$260.00                      |
| 05-12-20    | <b>IEUA</b> – Live.Fontana.org, City of Fontana  | Yes                | \$260.00                      |
| 05-14-20    | <b>IEUA</b> – Human Resources Matters: Working and Managing Remotely and more via Zoom                                     | Yes (same day)     | \$-0-                         |
| 05-14-20    | <b>IEUA</b> – CASA Board of Directors Telecon meeting  | Yes                | \$260.00                      |
| 05-15-20    | <b>IEUA</b> – COVID-19's Financial Impact to Water Utilities Webinar   | Yes                | \$260.00                      |
| 05-15-20    | <b>IEUA</b> – Agency Update Meeting w/General Manager Deshmukh   | Yes (staff)        | \$-0-                         |
| 05-18-20    | <b>IEUA</b> – CSDA 2020 Virtual Special Districts Legislative Days   | Yes                | \$260.00                      |
| 05-18-20    | <b>IEUA</b> – SCWC Legislative Task Force Telecon Meeting  | Yes (same day)     | \$-0-                         |
| 05-19-20    | <b>IEUA</b> – CSDA Live Legislative Briefing   | Yes                | \$260.00                      |
| 05-20-20    | <b>IEUA</b> – CBRFA Committee Meeting & IEUA Board Meeting via Granicus/MS Teams   | Yes                | \$260.00                      |
| 05-21-20    | <b>IEUA</b> -Virtual Congressional Briefing on Environmental Surveillance of Genetic Fingerprint of COVID-19 in Sewersheds | Yes (10 mtg. max.) | \$-0-                         |

**DIRECTOR PAYSHEETS****IEUA**

(Page 2 of 2)

|   |   |                    |            |
|---|---|--------------------|------------|
| 05-21-20  | <b>IEUA-</b> Mapping Climate Exposure & Climate Info. Needs to Water Utility Business functions: Framework, Finding and Insights from Practioners | Yes (10 mtg. max.) | \$-0-      |
| 05-27-20  | <b>IEUA</b> – AABE May COVID-19 Impact on Energy Industry Webinar   | Yes (10 mtg. max.) | \$-0-      |
| 05-28-20  | <b>IEUA</b> – CASA Air Quality, Climate Change, & Energy Telecon Webinar  | Yes (10 mtg. max.) | \$-0-      |
| 05-28-20  | <b>IEUA</b> – SCWC Stormwater Task Force Meeting  | Yes (10 mtg. max.) | \$-0-      |
| <b>TOTAL REIMBURSEMENT</b>  |   |                    | \$2,600.00 |
| <b><u>IEUA</u></b><br><i>Up to 10 days of service per month per Ordinance No. 105, including MWD meetings at \$260.00 (eff. 07/01/19). IEUA pays both primary and alternate for attendance.</i> |   |                    |            |
| Total No. of Meetings Attended  |   |                    | 20         |
| Total No. of Meetings <b>Paid</b>   |   |                    | <b>10</b>  |

DIRECTOR  
SIGNATURE
  
 Jasmin Hall, Vice President

Approved by:



**DIRECTOR PAYSHEETS**  
**IEUA/IERCA**  
**REGIONAL POLICY (alternate)**  
(Page 1 of 1)

PAUL HOFER  
EMPLOYEE NO. 1349  
ACCOUNT NO. 10200 120100 100000 501010

**MAY 2020**


| DATE  | TYPE OF MEETING   | ATTENDANCE  | TOTAL COMPENSATION |
|---|---|-------------|--------------------|
| 05-06-20  | IEUA – IEUA Board Meeting/Workshop (MS Teams/Granicus)                        | Yes         | \$-0-              |
| 05-12-20  | IEUA-Leadership Consultant Meeting  | Yes         | \$-0-              |
| 05-14-20  | IEUA – Meeting w/GM Deshmukh re: Agency Business                              | Yes (staff) | \$-0-              |
| 05-20-20  | IEUA – CBRFA Commission Mtg & IEUA Board Meeting via Granicus/Microsoft Teams | Yes         | \$-0-              |
| <b>TOTAL REIMBURSEMENT</b>  |   |             | \$-0-              |
| <b><u>IEUA/IERCA</u></b><br>Up to 10 days of service per month per Ordinance No. 105, including MWD meetings at \$260.00 (eff. 07/01/19). IEUA pays both primary and alternate for attendance.<br><b><u>Regional Policy Committee Meeting</u></b><br>(Up to 10 days of service per month per Ordinance No. 105, including MWD meetings at \$260.00 (eff. 07/01/19.) IEUA pays Regional Policy Committee members (total amount of \$260.00, should reflect on timesheet) |   |             |                    |
| Total No. of Meetings Attended  |   |             | 4                  |
| Total No. of Meetings <b>Paid</b>   |   |             | 0                  |

Director Hofer has waived all stipend payments.

DIRECTOR  
SIGNATURE

  
Paul Hofer, Director

Approved by:



**IEUA DIRECTOR PAYSHEET  
IEUA/REGIONAL POLICY/  
SAWPA/CDA/IERCA (alternate)**

(Page 1 of 2)

KATI PARKER  
EMPLOYEE NO. 1362  
ACCOUNT NO. 10200 1200100 100000 501010

**MAY 2020**

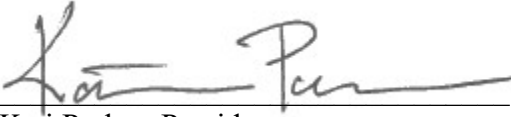
| DATE   | TYPE OF MEETING  | ATTENDANCE     | TOTAL COMPENSATION |
|--|--|----------------|--------------------|
| 05-04-20   | IERCA – IERCA Regular Board Meeting (Alternate) via MS Teams                   | Yes            | \$260.00           |
| 05-05-20   | SAWPA – PA 24 and Commission Workshop via Zoom                                 | Yes            | \$40.00            |
| 05-06-20   | IEUA – IEUA Board Meeting/Workshop via Granicus/MS Teams                       | Yes            | \$260.00           |
| 05-07-20   | CDA– Chino Basin Desalter Board Meeting via Zoom                               | Yes (same day) | \$-0-              |
| 05-07-20   | REGIONAL POLICY-Policy Committee Meeting via MS Teams                          | Yes            | \$260.00           |
| 05-08-20   | IEUA- Meeting w/ Senator Portantino, K Parker, S Elie, S Deshmukh & C Pieroni  | Yes            | \$260.00           |
| 05-13-20   | IEUA- IEUA Community & Leg. And Eng. Ops, & Water Resources Committee Meetings | Yes            | \$260.00           |
| 05-18-20   | IEUA-Leadership Consultant Meeting   | Yes            | \$260.00           |
| 05-19-20   | SAWPA – Regular Commission Meeting via Zoom                                    | Yes            | \$40.00            |
| 05-20-20   | IEUA-CBRFA Commission and IEUA Board Meetings                                  | Yes            | \$260.00           |
| 05-28-20   | SAWPA – One Water, One Watershed Steering Committee                            | Yes            | \$40.00            |
| <b>TOTAL REIMBURSEMENT</b><br><u><b>IEUA/IERCA</b></u><br>Up to 10 days of service per month per Ordinance No. 105, including MWD meetings at \$260.00 (eff. 07/01/19). IEUA pays both primary and alternate for attendance.<br><u><b>Regional Policy Committee</b></u><br>(Up to 10 days of service per month per Ordinance No. 105, including MWD meetings at \$260.00 (eff. 07/01/19.) IEUA pays Regional Policy Committee members <u>(total amount of \$260.00, should reflect on timesheet)</u> ) |  |                | \$1,940.00         |

**IEUA DIRECTOR PAYSHEET  
IEUA/REGIONAL POLICY/  
SAWPA/CDA/IERCA (alternate)**


(Page 2 of 2)

|  |    |
|--|----|
| <b><u>SAWPA</u></b><br>Up to 10 days of service per month per Ordinance No. 105 (i.e., <b>\$40.00</b> – difference between SAWPA (\$220.00 <i>eff. 1/20</i> ) and Agency meetings \$260.00 <i>eff. 7/01/19</i> ), including MWD meetings. SAWPA pays both primary and alternate for attendance, including mileage. |    |
| <b><u>CDA</u></b><br>Up to 10 days of service per month per Ordinance No. 105, including MWD meetings at \$260.00 <i>eff. 7/01/19</i> . Chino Desalter Authority will pay \$150.00 per meeting directly to the Agency. Record full amount on timesheet. CDA pays both primary and alternate for attendance         |    |
| Total No. of Meetings Attended   | 11 |
| Total No. of Meetings <b>Paid</b>  | 10 |

DIRECTOR  
SIGNATURE

  
Kati Parker, President

Approved by:



## Attachment 2F

Payroll-Net Pay-Employees

| Non-Board Members | PP 12 Checks | PP 12 EFTs   | PP 13 Checks | PP 13 EFTs   | June           |
|-------------------|--------------|--------------|--------------|--------------|----------------|
|                   |              |              |              |              |                |
| NET PAY TO EE     | \$0.00       | \$987,318.96 | \$0.00       | \$771,440.52 | \$1,758,759.48 |
|                   |              |              |              |              |                |

# INLAND EMPIRE UTILITIES AGENCY

Payroll for June 5, 2020

Presented at Board Meeting on August 19, 2020

|                       |        |              |                     |
|-----------------------|--------|--------------|---------------------|
| GROSS PAYROLL COSTS   |        |              | \$1,762,398.97      |
| DEDUCTIONS            |        |              | (\$775,080.01)      |
| NET PAYROLL           |        |              | 987,318.96          |
| NET PAYROLL BREAKDOWN | CHECKS | EFT          | TOTAL               |
| CHECKS USED           |        |              |                     |
| TRANSACTION PROCESSED | 0      | 357          | 357                 |
| AMOUNT                | \$0.00 | \$987,318.96 | <u>\$987,318.96</u> |
|                       |        |              |                     |



# INLAND EMPIRE UTILITIES AGENCY

Payroll for June 19, 2020

Presented at Board Meeting on August 19, 2020

|                       |        |              |                     |
|-----------------------|--------|--------------|---------------------|
| GROSS PAYROLL COSTS   |        |              | \$1,397,937.25      |
| DEDUCTIONS            |        |              | (\$626,496.73)      |
| NET PAYROLL           |        |              | 771,440.52          |
| NET PAYROLL BREAKDOWN | CHECKS | EFT          | TOTAL               |
| CHECKS USED           |        |              |                     |
| TRANSACTION PROCESSED |        | 360          | 360                 |
| AMOUNT                | \$0.00 | \$771,440.52 | <u>\$771,440.52</u> |
|                       |        |              |                     |

CONSENT  
ITEM  
2C

**Date:** August 19, 2020

**To:** The Honorable Board of Directors

*ADD*  
**From:** Shivaji Deshmukh, General Manager

**Committee:** Engineering, Operations & Water Resources

08/12/20

Finance & Administration

08/12/20

**Executive Contact:** Christiana Daisy, Executive Manager of Engineering/AGM

**Subject:** RP-5 Expansion Contract and Labor Compliance Services Consultant Contract Award

---

### Executive Summary:

The Regional Water Recycling Plant No. 5 (RP-5) Expansion Project construction contract was awarded by the Board of Directors in July 2020. During the bid phase of the project, Inland Empire Utilities Agency (IEUA) staff determined that a professional contract and labor compliance firm would be required to perform services specifically related to the administration, monitoring, and enforcement of labor standards for State Revolving Fund Programs, WIFIA Loan, and grants for the seven contracts (design engineer, construction manager, and five contractors) associated with the project. IEUA staff began procurement efforts to find a qualified firm.

On April 30, 2020, IEUA released a Request for Proposals (RFP) for contract and labor compliance services. On June 9, 2020, IEUA received seven proposals in response to this RFP. An evaluation committee consisting of IEUA staff and project consultants reviewed the proposals based upon the selection criteria described in the RFP. Four firms were shortlisted for interviews, which were held the week of July 6th.

Based on the firm's qualifications, experience, capability, and understanding of the scope, the committee unanimously selected Casamar Group as the most qualified consultant to perform the services.

---

### Staff's Recommendation:

1. Award a Contract and Labor Compliance services consultant contract for the RP-5 Expansion, Project Nos. EN19001 and EN19006, to Casamar Group for the not-to-exceed amount of \$710,462.52; and
2. Authorize the General Manager to execute the contract, subject to non-substantive changes.

---

**Budget Impact** *Budgeted (Y/N): Y* *Amendment (Y/N): N* *Amount for Requested Approval:*

*Account/Project Name:*

EN19001.00 - RP-5 Liquids Expansion to 22.5 MGD

EN19006.00 - RP-5 Biosolids Treatment Facility

*Fiscal Impact (explain if not budgeted):*

The RP-5 Contract and Labor Compliance Services Contract is within the approved project budget amount of \$398,709,289. The total project budget will be increased to \$450,000,000 during the FY 21/22 Ten-Year Forecast budgeting process as presented to the Board during the RP-5 Expansion Construction Contract Award in July 2020.

**Prior Board Action:**

None.

---

**Environmental Determination:**

Program Environmental Impact Report (Finding of Consistency)

A Finding of Consistency with IEUA's Program Environmental Impact Report and a CEQA Plus evaluation for SRF Loan Funding have been completed.

---

**Business Goal:**

The RP-5 Expansion Project is consistent with IEUA's Business Goal of Wastewater Management, specifically the Water Quality objective that IEUA will ensure that systems are planned, constructed, and managed to protect public health, the environment, and meet anticipated regulatory requirements.

---

**Attachments:**

Attachment 1 - PowerPoint

Attachment 2 - Contract [\(Click to Download\)](#)

# RP-5 Expansion Contract and Labor Compliance Services Consultant Contract Award

Project Nos. EN19001 and EN19006





# RP-5 Expansion Project Location



RP-5 Facility

Liquids Webcam



Solids Webcam



# Photo Documentation Services Scope

## Scope of Work Includes

- Prepare and maintain state and federal Labor Compliance Program files
- Receive and audit certified payroll records to assure compliance with funding sources
- Conduct jobsite interviews
- Identify, notify IEUA, and investigate potential labor compliance claim issues
- Verify registration and use of apprentices in accordance with labor compliance requirements
- Assist the agency, contractors, and subcontractors with completion of required documentation



# Consultant Selection

- Seven proposals received on June 9, 2020
- Evaluation criteria for selection:
  - Organization, history, and reputation
  - Experience with WIFIA and CWSRF loan funded projects
  - Capability to perform all aspects of the work
  - Qualifications and experience of the personnel assigned to the project
  - Thoroughness of the Consultant's scope and realistic plan for completion of the project
- Interviews held week of July 6th
- Casamar Group was selected due to:
  - Qualifications and experience of the personnel
  - Audit Methodology Checklist System
  - Thoroughness of the consultant's scope of the proposed work
  - No exceptions to the request for proposal taken by the consultant

| Proposals Received |
|--------------------|
| Casamar Group      |
| Murow DC           |
| Alliant Consulting |
| PPM Group          |
| Willdan            |
| The Solis Group    |
| Golden State       |



# Project Budget & Schedule

## EN19001 and EN19006

| Description                              | Estimated Cost        |
|--|-----------------------|
| <b>Design Services</b>                   | <b>\$26,406,753</b>   |
| <b>Construction Services</b>             | <b>\$43,361,716</b>   |
| Engineering Services During Construction | \$11,346,349          |
| Construction Management Services         | \$22,625,523          |
| Other Construction Services              | \$6,614,537           |
| Labor Compliance Services (This Action)  | \$710,463             |
| Contingency (5%)                         | \$2,064,844           |
| <b>Construction</b>                      | <b>\$376,181,190</b>  |
| RP-5 Expansion Bid                       | \$329,982,900         |
| Offsite Facilities Bid (estimate)        | \$12,000,000          |
| Contingency (~10%)                       | \$34,198,290          |
| <b>Total Project Cost:</b>               | <b>\$445,949,659</b>  |
| <b>Total Project Budget:</b>             | <b>\$450,000,000*</b> |

| Project Milestone               | Date         |
|---------------------------------|--------------|
| <b>Construction</b>             |              |
| Solids Facility Completion      | January 2024 |
| Liquids Construction Completion | January 2025 |

\* Current approved Total Project Budget is \$398,709,289. The Total Project Budget will be increased to \$450,000,000 through the FY21/22 Ten-Year Forecast budgeting process.

# Recommendation

- Award a Contract and Labor Compliance services consultant contract for the RP-5 Expansion, Project Nos. EN19001 and EN19006, to Casamar Group for the not-to-exceed amount of \$710,462.52; and
- Authorize the General Manager to execute the consulting services contract, subject to non-substantive changes

The RP-5 Liquids Treatment Expansion Project is consistent with **IEUA's Business Goal of Wastewater Management**, specifically the Water Quality objective that IEUA will ensure that systems are planned, constructed, and managed to protect public health, the environment, and meet anticipated regulatory requirements.

INFORMATION  
ITEM  
3A

**Date:** August 19, 2020

**To:** The Honorable Board of Directors

**Committee:** Finance & Administration

*ADD*  
**From:** Shivaji Deshmukh, General Manager

08/12/20

**Executive Contact:** Christina Valencia, Executive Manager of Finance & Administration/AGM

**Subject:** Treasurer's Report of Financial Affairs

---

**Executive Summary:**

The Treasurer's Report of Financial Affairs for the month ended June 30, 2020 is submitted in a format consistent with the State requirements.

For the month of June 2020, total cash, investments, and restricted deposits of \$518,521,434 reflects an increase of \$224,033,004 compared to the total of \$294,488,430 reported for May 2020. The increase was due to the issuance of the 2020A Refunding Bonds and 2020B Revenue Notes which increased restricted deposits by \$229 million. Unrestricted cash and investments decreased by \$7.9 million for June due to payments of the 2008B and 2010A Bonds as part of the 2020A Refunding Bond issuance. As a result, the average days cash on hand for the month ended June 30, 2020 decreased from 267 days to 260 days.

The unrestricted Agency investment portfolio yield in June 2020 was 1.726 percent, a decrease of 0.131 percent compared to the May 2020 yield of 1.857 percent. The slight decrease in yield is attributed to overall market conditions and a reinvestment of over \$6 million in funds managed by PFM to extend the length of the portfolio investments.

---

**Staff's Recommendation:**

The Treasurer's Report of Financial Affairs for the month ended June 30, 2020 is an information item for the Board of Director's review.

---

**Budget Impact** *Budgeted (Y/N):* N *Amendment (Y/N):* N *Amount for Requested Approval:*

*Account/Project Name:*

*Fiscal Impact (explain if not budgeted):*

Interest earned on the Agency's investment portfolio increases the Agency's overall reserves.

**Prior Board Action:**

On July 15, 2020 the Board of Directors approved the Treasurer's Report of Financial Affairs for the month ended May 31, 2020.

---

**Environmental Determination:**

Not Applicable

---

**Business Goal:**

The Treasurer's Report of Financial Affairs is consistent with the Agency's Business Goal of Fiscal Responsibility in providing financial reporting that accounts for cash and investment activities to fund operating requirements and to optimize investment earnings.

---

**Attachments:**

Attachment 1 - Background

Attachment 2 - PowerPoint

Attachment 3 - Treasurer's Report of Financial Affairs

## Background

Subject: Treasurer's Report of Financial Affairs

The Treasurer's Report of Financial Affairs for the month ended June 30, 2020 is submitted in a format consistent with State requirements. The monthly report denotes investment transactions that have been executed in accordance with the criteria stated in the Agency's Investment Policy (Resolution No. 2020-4-3).

Agency total cash, investments, and restricted deposits for the month of June 2020 was \$518.5 million, an increase of \$224.0 million from the \$294.5 million reported for the month ended May 2020. The increase was due to the issuance of the 2020A Refunding Bonds and 2020B Revenue Notes which increased restricted deposits by \$229.5 million.

PFM is actively working to ensure investments continue to be aligned with the pool's goal of safety of principal and liquidity, and of redeeming shares as needed. PFM is frequently reviewing the investment valuations and rebalancing the portfolio as needed to ensure market changes do not adversely affect current investments.

Table 1 represents the unrestricted Agency investment portfolio by authorized investment and duration, with a total portfolio amount of \$145.9 million. The Agency portfolio excludes cash and restricted deposits in the amount of \$372.6 million held by member agencies and with fiscal agents.

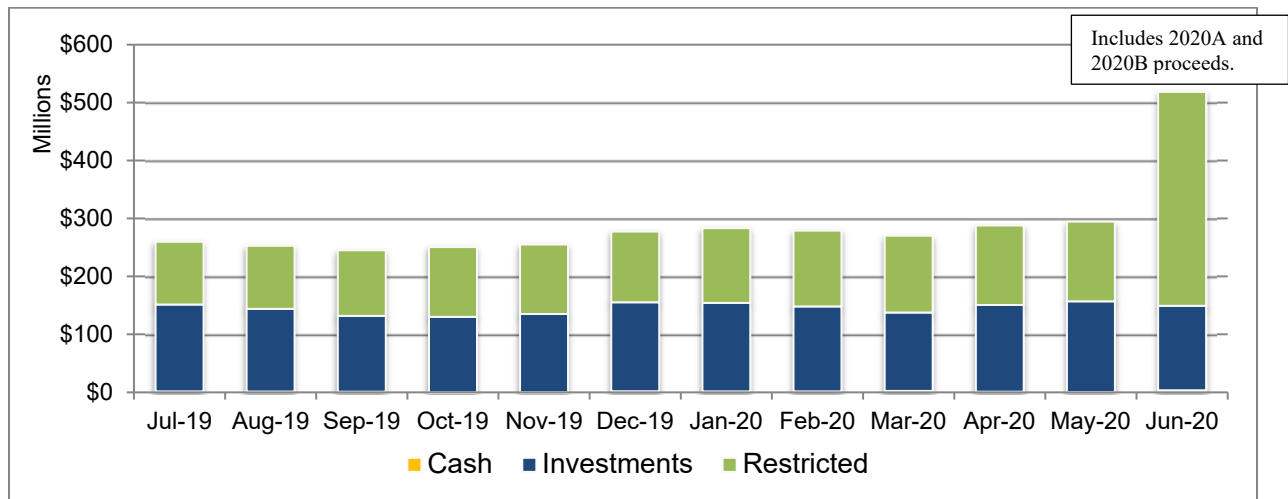
**Table 1: Agency Portfolio**

| Authorized Investments           | Allowable Threshold (\$ million or %) | Investment Value as of May 31, 2020 (\$ million) |               |               |                | Average Yield % | Portfolio% (Unrestricted) |
|----------------------------------|---------------------------------------|--|---------------|---------------|----------------|-----------------|---------------------------|
|                                  |                                       | Under 1 Year                                     | 1-3 Years     | Over 3 Years  | Total          |                 |                           |
| LAIF*- Unrestricted              | \$75                                  | \$31.0   | \$0           | \$0           | \$31.0         | 1.217%          | 21.3%                     |
| CAMP** – Unrestricted            | n/a                                   | 10.5   |               |               | 10.5           | 0.510%          | 7.2%                      |
| Citizens Business Bank – Sweep   | 40%                                   | 9.8  |               |               | 9.8            | 0.400%          | 6.7%                      |
| <b>Sub-Total Agency Managed</b>  |                                       | <b>\$51.4</b>                                    | <b>\$0</b>    | <b>\$0</b>    | <b>\$51.4</b>  | <b>0.916%</b>   | <b>35.2%</b>              |
| Brokered Certificates of Deposit | 30%                                   | \$2.5  | \$1.6         | \$0           | \$4.1          | 2.626%          | 2.8%                      |
| Medium Term Notes                | 30%                                   | 0.3  | 12.1          | 5.0           | 17.4           | 2.595%          | 11.9%                     |
| US Treasury Notes                | n/a                                   | 1.5  | 22.3          | 18.2          | 42.0           | 2.379%          | 28.8%                     |
| US Gov't Securities              | n/a                                   | 3.5  | 12.2          | 15.3          | 31.0           | 1.576%          | 21.3%                     |
| <b>Sub-Total PFM Managed</b>     |                                       | <b>\$7.8</b>                                     | <b>\$48.2</b> | <b>\$38.5</b> | <b>\$94.5</b>  | <b>2.167%</b>   | <b>64.8%</b>              |
| <b>Total</b>                     |                                       | <b>\$59.2</b>                                    | <b>\$48.2</b> | <b>\$38.5</b> | <b>\$145.9</b> | <b>1.726%</b>   | <b>100.0%</b>             |

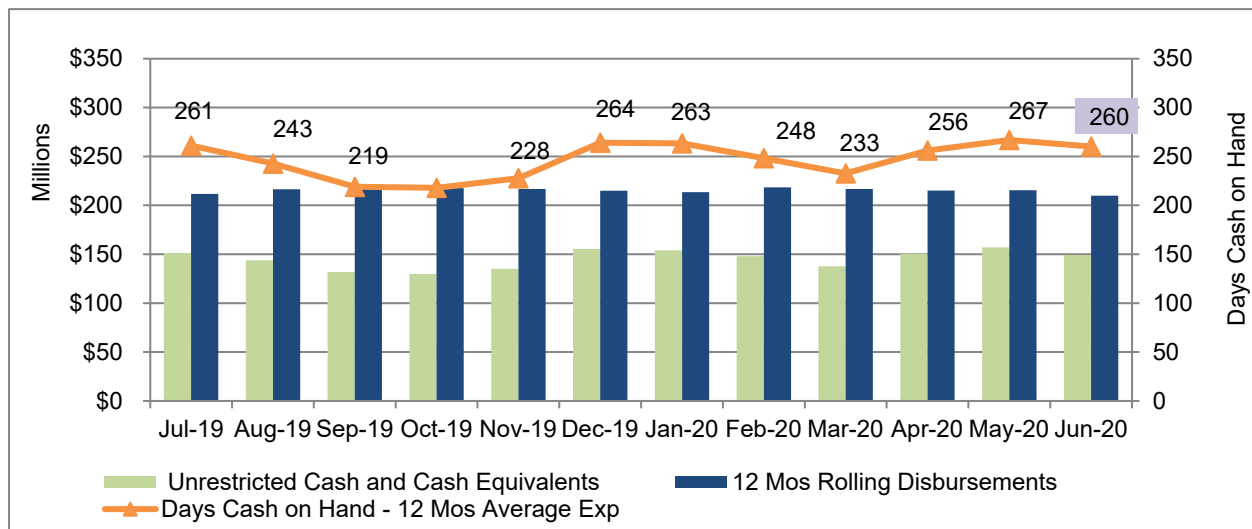
\*LAIF – Local Agency Investment Fund

\*\*CAMP – California Asset Management Program

+/- due to rounding

**Figure 1: Cash, Investments, and Restricted Deposits**

Average days cash on hand is calculated by using the monthly ending balance of unrestricted cash and cash equivalents divided by disbursements associated with operating expenses, debt service, and capital expenditures as recorded in the Agency's cash flow. The average days cash on hand for the month ended June 2020 decreased from 267 days to 260 days as shown in Figure 2.

**Figure 2: Days Cash on Hand – 12 Month Rolling Average**

Monthly cash and investment summaries are available on the Agency's website at: <https://www.ieua.org/read-our-reports/cash-and-investment/>

# Treasurer's Report of Financial Affairs for Month Ended June 30, 2020





# Agency Liquidity

- Increase in Restricted Deposits due to issuance of 2020A Refunding Bond and 2020B Revenue Notes
- Decrease in overall yield attributed to reinvestment of maturing and near-maturity investments into longer term investments currently low yielding

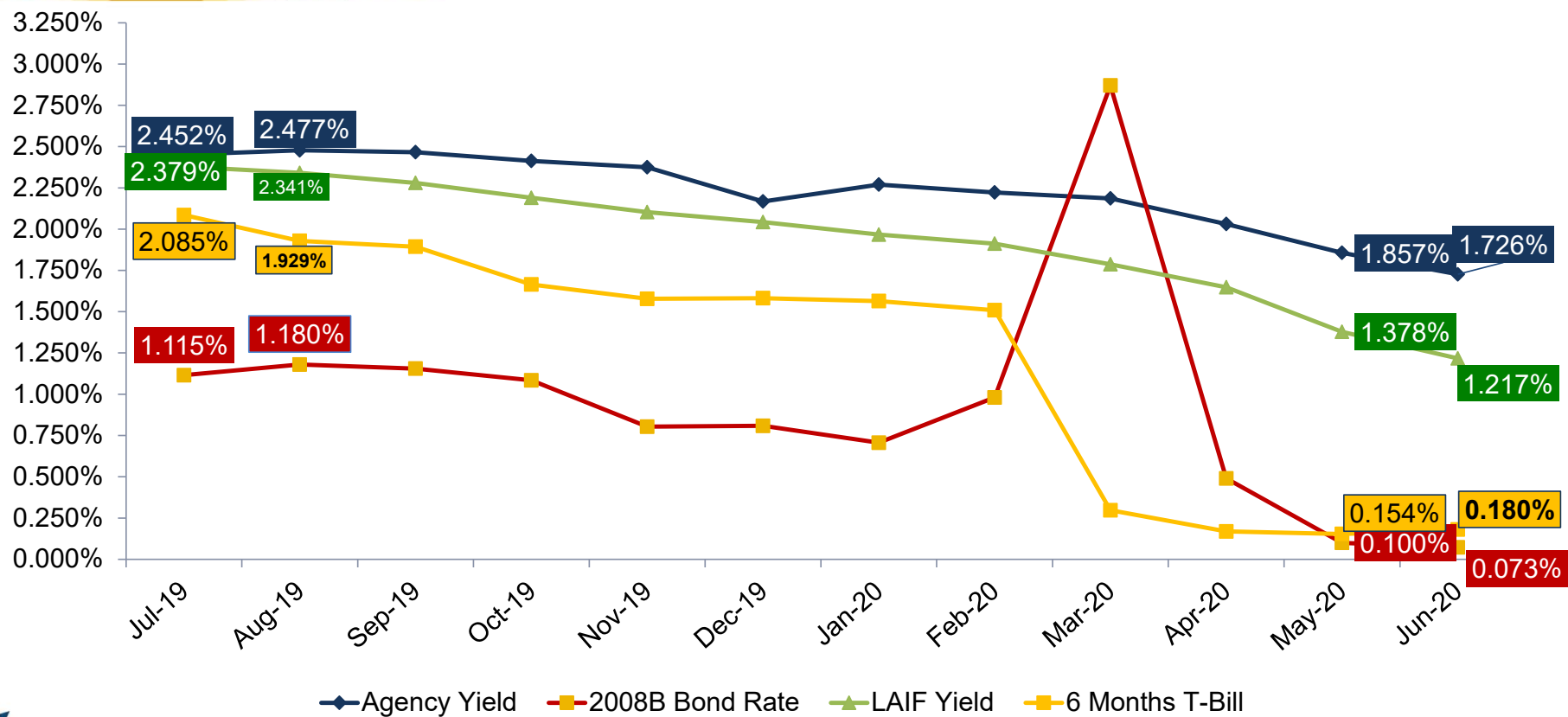
| Description   | June<br>(\$ Millions) | May<br>(\$ Millions) | Increase / (Decrease)<br>(\$ Millions) |
|---|-----------------------|----------------------|--|
| Investment Portfolio                                    | \$145.9               | \$156.7              | (\$10.8)                               |
| Cash and Restricted Deposits                            | \$372.6               | \$137.8              | \$234.8                                |
| <b>Total Investments, Cash, and Restricted Deposits</b> | <b>\$518.5</b>        | <b>\$294.5</b>       | <b>\$224.0</b>                         |
| Investment Portfolio Yield                              | 1.726%                | 1.857%               | (0.131%)                               |
| Weighted Average Duration (Years)                       | 1.07                  | 1.11                 |  |
| Average Cash on Hand (Days)                             | 260                   | 267                  |  |

Monthly cash and investment summaries available at: <https://www.ieua.org/read-our-reports/cash-and-investment/>


# Agency Investment Position

| Authorized Investments                | Allowable Threshold (\$ million or %) | Under 1 Year  | 1 – 3 Years   | Over 3 Years  | Total          | Average Yield % | Portfolio % (Unrestricted) |
|---------------------------------------|---------------------------------------|---------------|---------------|---------------|----------------|-----------------|----------------------------|
| Local Agency Investment Fund          | \$75                                  | \$31.0        | \$0.0         | \$0.0         | <b>\$31.0</b>  | 1.217%          | 21.3%                      |
| California Asset Management Program   | n/a                                   | 10.5          |               |               | <b>10.5</b>    | 0.510           | 7.2                        |
| Citizens Business Bank – Sweep        | 40%                                   | 9.8           |               |               | <b>9.8</b>     | 0.400           | 6.7                        |
| <b>Sub-Total Agency Managed</b>       |                                       | <b>\$51.4</b> | <b>\$0.0</b>  | <b>\$0.0</b>  | <b>\$51.4</b>  | <b>0.916%</b>   | <b>35.2%</b>               |
| Brokered Certificates of Deposit (CD) | 30%                                   | \$2.5         | \$1.6         | \$0.0         | <b>\$4.1</b>   | 2.626%          | 2.8%                       |
| Medium Term Notes                     | 30%                                   | 0.3           | 12.1          | 5.0           | <b>17.4</b>    | 2.595           | 11.9                       |
| US Treasury Notes                     | n/a                                   | 1.5           | 22.3          | 18.2          | <b>42.0</b>    | 2.379           | 28.8                       |
| US Government Securities              | n/a                                   | 3.5           | 12.2          | 15.3          | <b>31.0</b>    | 1.576           | 21.3                       |
| <b>Sub-Total PFM Managed</b>          |                                       | <b>\$7.8</b>  | <b>\$48.2</b> | <b>\$38.5</b> | <b>\$94.5</b>  | <b>2.167%</b>   | <b>64.8%</b>               |
| <b>Total</b>                          |                                       | <b>\$59.2</b> | <b>\$48.2</b> | <b>\$38.5</b> | <b>\$145.9</b> | <b>1.726%</b>   | <b>100.0%</b>              |

# Portfolio Yield Comparison



# Questions



The Treasurer's Report of Financial Affairs is consistent with the Agency's business goal of fiscal responsibility.

## TREASURER'S REPORT OF FINANCIAL AFFAIRS

For the Month Ended June 30, 2020



All investment transactions have been executed in accordance with the criteria stated in the Agency's Investment Policy (Resolution No. 2020-4-3) adopted by the Inland Empire Utilities Agency's Board of Directors during its regular meeting held on April 15, 2020.

The funds anticipated to be available during the next six-month period are expected to be sufficient to meet all foreseen expenditures during the period.

\* A Municipal Water District

**INLAND EMPIRE UTILITIES AGENCY**  
**Cash and Investment Summary**

Month Ended  
June 30, 2020

|   | June                 | May                  | Variance             |
|---|----------------------|----------------------|----------------------|
| <b><u>Cash, Bank Deposits, and Bank Investment Accounts</u></b>   | \$3,243,200          | \$279,332            | \$2,963,868          |
| <b><u>Investments</u></b>   |                      |                      |                      |
| <b>Agency Managed</b>   |                      |                      |                      |
| Citizens Business Bank (CBB) Repurchase (Sweep)   | \$9,783,221          | \$7,849,438          | \$1,933,783          |
| Local Agency Investment Fund (LAIF)   | 31,030,616           | 44,030,616           | (\$13,000,000)       |
| California Asset Management Program (CAMP)  | 10,544,399           | 10,539,967           | \$4,432              |
| <b>Total Agency Managed Investments</b>   | 51,358,236           | 62,420,021           | (\$11,061,785)       |
| <b>PFM Managed</b>  |                      |                      |                      |
| Certificates of Deposit   | \$4,105,000          | \$5,514,990          | (\$1,409,990)        |
| Medium Term Notes   | 17,433,634           | 18,370,122           | (\$936,488)          |
| U.S. Treasury Notes   | 42,005,919           | 41,992,607           | \$13,312             |
| U.S. Government Sponsored Entities  | 30,994,418           | 28,445,192           | \$2,549,226          |
| <b>Total PFM Managed Investments</b>  | 94,538,971           | 94,322,911           | \$216,060            |
| <b>Total Investments</b>  | \$145,897,207        | \$156,742,932        | (\$10,845,725)       |
| <b>Total Cash and Investments Available to the Agency</b>   | \$149,140,407        | \$157,022,264        | (\$7,881,857)        |
| <b><u>Restricted Deposits</u></b>   |                      |                      |                      |
| CAMP Water Connection Reserve   | \$22,492,972         | \$22,190,907         | \$302,065            |
| LAIF Self Insurance Reserve   | 6,561,244            | 6,561,244            | \$0                  |
| Bond and Note Accounts  | 232,127,719          | 2,634,183            | \$229,493,536        |
| Capital Capacity Reimbursement Account (CCRA) Deposits Held by Member Agencies**                          | 88,817,526           | 88,082,522           | \$735,004            |
| California Employers' Retirement Benefit Trust Account - CERBT (Other Post<br>Employment Benefits - OPEB) | 19,161,532           | 17,782,920           | \$1,378,612          |
| Escrow Deposits   | 220,034              | 214,390              | \$5,644              |
| <b>Total Restricted Deposits</b>  | \$369,381,027        | \$137,466,166        | \$231,914,861        |
| <b><u>Total Cash, Investments, and Restricted Deposits</u></b>  | <b>\$518,521,434</b> | <b>\$294,488,430</b> | <b>\$224,033,004</b> |

\*\*Total reported as of May 2020

**INLAND EMPIRE UTILITIES AGENCY**  
**Cash and Investment Summary**  
Month Ended  
June 30, 2020

**Cash, Bank Deposits, and Bank Investment Accounts**

|   |                    |
|---|--------------------|
| CBB Demand Account (Negative balance offset by CBB Sweep Balance) | \$2,462,964        |
| CBB Payroll Account   | -                  |
| CBB Workers' Compensation Account                                 | 96,322             |
| Subtotal Demand Deposits  | <u>\$2,559,286</u> |

**Other Cash and Bank Accounts**

|                     |                |
|---------------------|----------------|
| Petty Cash          | \$2,250        |
| Subtotal Other Cash | <u>\$2,250</u> |

**US Bank Pre-Investment Money Market Account**

\$681,664

***Total Cash and Bank Accounts***

**\$3,243,200**

**Unrestricted Investments**

**CBB Repurchase (Sweep) Investments**

|                                 |                    |
|---------------------------------|--------------------|
| Fannie Mae                      | \$8,701,920        |
| Freddie Mac                     | \$1,081,301        |
| Subtotal CBB Repurchase (Sweep) | <u>\$9,783,221</u> |

**Local Agency Investment Fund (LAIF)**

|                                       |                     |
|---------------------------------------|---------------------|
| LAIF Fund                             | \$31,030,616        |
| Subtotal Local Agency Investment Fund | <u>\$31,030,616</u> |

**California Asset Management Program (CAMP)**

|               |                     |
|---------------|---------------------|
| Short Term    | \$10,544,399        |
| Subtotal CAMP | <u>\$10,544,399</u> |

**Subtotal Agency Managed Investment Accounts**

**\$51,358,236**

**INLAND EMPIRE UTILITIES AGENCY**  
**Cash and Investment Summary**  
Month Ended  
June 30, 2020

**Unrestricted Investments Continued**

**Brokered Certificates of Deposit**

|   |                    |
|---|--------------------|
| Brokered Certificates of Deposit          | \$4,105,000        |
| Subtotal Brokered Certificates of Deposit | <u>\$4,105,000</u> |

**Medium Term Notes**

|                                |                  |
|--------------------------------|------------------|
| Hershey Company                | 334,933          |
| American Honda Finance         | 789,499          |
| Bank of NY Mellon              | 1,387,803        |
| American Express               | 793,744          |
| Walt Disney Company            | 807,963          |
| Paccar Financial Corp          | 929,689          |
| Visa Inc                       | 810,194          |
| Bank of America                | 784,287          |
| Oracle Corp                    | 1,403,138        |
| Amazon Inc                     | 928,827          |
| Burlington North Santa Fe Corp | 794,933          |
| Bank of NY Mellon              | 1,383,351        |
| Apple Inc. Corp.               | 563,535          |
| UnitedHealth Group Inc         | 748,996          |
| Pfizer Inc                     | 1,272,274        |
| Walmart Inc                    | 1,479,218        |
| Toyota Motor                   | 318,013          |
| Toyota Motor                   | 429,065          |
| Novartis Capital               | <u>1,474,172</u> |
| Subtotal Medium Term Notes     | 17,433,634       |



**INLAND EMPIRE UTILITIES AGENCY**  
**Cash and Investment Summary**  
Month Ended  
June 30, 2020

**Unrestricted Investments Continued**

**U.S. Treasury Notes**

|                              |                     |
|------------------------------|---------------------|
| Treasury Note                | \$42,005,919        |
| Subtotal U.S. Treasury Notes | <u>\$42,005,919</u> |

**U.S. Government Sponsored Entities**

|   |                   |
|---|-------------------|
| Fannie Mae Bank                             | 17,211,058        |
| Freddie Mac Bank                            | 5,915,889         |
| Federal Home Loan Bank                      | 6,899,003         |
| Federal Farm Credit                         | 968,468           |
| Subtotal U.S. Government Sponsored Entities | <u>30,994,418</u> |

|   |                            |
|---|----------------------------|
| <b>Subtotal PFM Managed Investment Accounts</b> | <b><u>\$94,538,971</u></b> |
|---|----------------------------|

|                                 |                             |
|---------------------------------|-----------------------------|
| <b><i>Total Investments</i></b> | <b><u>\$145,897,207</u></b> |
|---------------------------------|-----------------------------|

**Restricted Deposits**

**Investment Pool Accounts**

|                                     |                     |
|-------------------------------------|---------------------|
| CAMP -Water Connection Reserves     | \$22,492,972        |
| LAIF - Self Insurance Fund Reserves | 6,561,244           |
| Subtotal Investment Pool Accounts   | <u>\$29,054,216</u> |

**Bond and Note Accounts**

|                                 |                      |
|---------------------------------|----------------------|
| 2008B Debt Service Accounts     | \$0                  |
| 2010A Debt Service Accounts     | -                    |
| 2017A Debt Service Accounts     | 430                  |
| 2020A Cost of Issuance          | 140,268              |
| 2020B Acquisition Project Fund  | 196,436,445          |
| 2020B Capitalized Interest      | 35,421,276           |
| 2020B Cost of Issuance          | 129,300              |
| Subtotal Bond and Note Accounts | <u>\$232,127,719</u> |

**INLAND EMPIRE UTILITIES AGENCY**  
**Cash and Investment Summary**

Month Ended  
June 30, 2020

**Restricted Deposits Continued**

**CCRA Deposits Held by Member Agencies**

|  |                     |
|--|---------------------|
| City of Chino                                    | \$14,338,403        |
| Cucamonga Valley Water District                  | 12,771,633          |
| City of Fontana                                  | 13,465,035          |
| City of Montclair                                | 4,137,040           |
| City of Ontario                                  | 30,689,580          |
| City of Chino Hills                              | 6,694,203           |
| City of Upland                                   | 6,721,632           |
| Subtotal CCRA Deposits Held by Member Agencies** | <u>\$88,817,526</u> |

\*\*Total reported as of May 2020

**CalPERS**

|                           |                     |
|---------------------------|---------------------|
| CERBT Account (OPEB)      | <u>\$19,161,532</u> |
| Subtotal CalPERS Accounts | \$19,161,532        |

**Escrow Deposits**

|                          |                  |
|--------------------------|------------------|
| Stanek Construction      | <u>\$220,034</u> |
| Subtotal Escrow Deposits | \$220,034        |

***Total Restricted Deposits***

\$369,381,027

***Total Cash, Investments, and Restricted Deposits as of June 30, 2020***

\$518,521,434

|  |                    |
|--|--------------------|
| Total Cash, Investments, and Restricted Deposits as of 6/30/2020     | \$518,521,434      |
| Less: Total Cash, Investments, and Restricted Deposits as of 5/31/20 | <u>294,488,430</u> |

***Total Monthly Increase (Decrease)***

\$224,033,004

**INLAND EMPIRE UTILITIES AGENCY**  
**Cash and Investment Summary**

Month Ended  
June 30, 2020

|  | Par    | Cost Basis | Term   | June  | %<br>Coupon | %<br>Yield to<br>Maturity | Maturity | Market |
|--|--------|------------|--------|-------|-------------|---------------------------|----------|--------|
|  | Amount | Amount     | (Days) | Value |             |                           | Date     | Value  |

**Cash, Bank Deposits, and Bank Investment Accounts**

**Citizens Business Bank (CBB)**

|                               |             |             |     |             |  |     |     |             |
|-------------------------------|-------------|-------------|-----|-------------|--|-----|-----|-------------|
| Demand Account                | \$2,462,964 | \$2,462,964 | N/A | \$2,462,964 |  | N/A | N/A | \$2,462,964 |
| Payroll Checking              | 0           | 0           | N/A | 0           |  | N/A | N/A | 0           |
| Workers' Compensation Account | 96,322      | 96,322      | N/A | 96,322      |  | N/A | N/A | 96,322      |
| Subtotal CBB Accounts         | \$2,559,286 | \$2,559,286 |     | \$2,559,286 |  |     |     | \$2,559,286 |

**US Bank (USB)**

|  |           |           |     |           |  |       |     |           |
|--|-----------|-----------|-----|-----------|--|-------|-----|-----------|
| Custodial Money Market ( <i>Investment Mgmt.</i> ) | \$374,783 | \$374,783 | N/A | \$374,783 |  | 0.01% | N/A | \$374,783 |
| Custodial Money Market ( <i>Debt Service</i> )     | 306,881   | 306,881   | N/A | 306,881   |  | 0.01% | N/A | 306,881   |
| Subtotal USB Account                               | \$681,664 | \$681,664 |     | \$681,664 |  | 0.01% |     | \$681,664 |

**Petty Cash**

|         |         |     |         |  |     |     |         |
|---------|---------|-----|---------|--|-----|-----|---------|
| \$2,250 | \$2,250 | N/A | \$2,250 |  | N/A | N/A | \$2,250 |
|---------|---------|-----|---------|--|-----|-----|---------|

**Total Cash, Bank Deposits and  
Bank Investment Accounts**

|                    |                    |  |                    |  |  |  |                    |
|--------------------|--------------------|--|--------------------|--|--|--|--------------------|
| <b>\$3,243,200</b> | <b>\$3,243,200</b> |  | <b>\$3,243,200</b> |  |  |  | <b>\$3,243,200</b> |
|--------------------|--------------------|--|--------------------|--|--|--|--------------------|

**Investments**

**CBB Daily Repurchase (Sweep) Accounts**

|                                  |             |             |     |             |  |       |     |             |
|----------------------------------|-------------|-------------|-----|-------------|--|-------|-----|-------------|
| Fannie Mae                       | \$8,701,920 | \$8,701,920 | N/A | \$8,701,920 |  | 0.40% | N/A | \$8,701,920 |
| Freddie Mac                      | \$1,081,301 | \$1,081,301 | N/A | \$1,081,301 |  | 0.40% | N/A | \$1,081,301 |
| Subtotal CBB Repurchase Accounts | \$9,783,221 | \$9,783,221 |     | \$9,783,221 |  | 0.40% |     | \$9,783,221 |

**LAIF Accounts**

|                        |              |              |     |              |  |        |     |              |
|------------------------|--------------|--------------|-----|--------------|--|--------|-----|--------------|
| Non-Restricted Funds   | \$31,030,616 | \$31,030,616 | N/A | \$31,030,616 |  | 1.217% | N/A | \$31,030,616 |
| Subtotal LAIF Accounts | \$31,030,616 | \$31,030,616 |     | \$31,030,616 |  | 1.217% |     | \$31,030,616 |

**CAMP Accounts**

|                        |              |              |     |              |  |       |     |              |
|------------------------|--------------|--------------|-----|--------------|--|-------|-----|--------------|
| Non-Restricted Funds   | \$10,544,399 | \$10,544,399 | N/A | \$10,544,399 |  | 0.51% | N/A | \$10,544,399 |
| Subtotal CAMP Accounts | \$10,544,399 | \$10,544,399 |     | \$10,544,399 |  | 0.51% |     | \$10,544,399 |

|   |                     |                     |  |                     |  |              |  |                     |
|---|---------------------|---------------------|--|---------------------|--|--------------|--|---------------------|
| <b>Subtotal Agency Managed Investment Account</b> | <b>\$51,358,236</b> | <b>\$51,358,236</b> |  | <b>\$51,358,236</b> |  | <b>0.92%</b> |  | <b>\$51,358,236</b> |
|---|---------------------|---------------------|--|---------------------|--|--------------|--|---------------------|

# INLAND EMPIRE UTILITIES AGENCY

## Cash and Investment Summary

Month Ended  
June 30, 2020

|   | Par         | Cost Basis  | Term   | June        | %      | %                 | Maturity | Market       |
|---|-------------|-------------|--------|-------------|--------|-------------------|----------|--------------|
|   | Amount      | Amount      | (Days) | Value       | Coupon | Yield to Maturity | Date     | Value        |
| <b>Brokered Certificates of Deposit (CDs)</b> |             |             |        |             |        |                   |          |              |
| Bank of Montreal Chicago                      | 1,400,000   | 1,400,000   | 731    | 1,400,000   | 3.19%  | 3.19%             | 08/03/20 | 1,404,196    |
| Synchrony Bank                                | 240,000     | 240,000     | 1827   | 240,000     | 2.25%  | 2.25%             | 10/02/20 | 241,296      |
| Royal Bank of Canada NY                       | 815,000     | 815,000     | 1095   | 815,000     | 3.24%  | 3.24%             | 06/07/21 | 837,754      |
| Societe Generale NY                           | 935,000     | 935,000     | 726    | 935,000     | 1.80%  | 1.80%             | 02/14/22 | 940,806      |
| DNB Bank ASA NY                               | 715,000     | 715,000     | 1092   | 715,000     | 2.04%  | 2.03%             | 12/02/22 | 742,328      |
| Subtotal Brokered CDs                         | \$4,105,000 | \$4,105,000 |        | \$4,105,000 |        | 2.63%             |          | \$4,166,380  |
| <b>US Treasury Note</b>                       |             |             |        |             |        |                   |          |              |
| US Treasury Note                              | 1,541,000   | 1,529,984   | 838    | 1,536,215   | 2.125% | 2.45%             | 06/30/21 | 1,570,857    |
| US Treasury Note                              | 625,000     | 618,677     | 1201   | 622,920     | 2.250% | 2.57%             | 07/31/21 | 638,965      |
| US Treasury Note                              | 580,000     | 567,426     | 1202   | 574,905     | 2.000% | 2.69%             | 10/31/21 | 594,137      |
| US Treasury Note                              | 2,555,000   | 2,480,346   | 1323   | 2,525,827   | 1.750% | 2.60%             | 11/30/21 | 2,612,088    |
| US Treasury Note                              | 1,575,000   | 1,523,813   | 1436   | 1,552,258   | 1.875% | 2.75%             | 03/31/22 | 1,621,758    |
| US Treasury Note                              | 3,070,000   | 2,969,266   | 1336   | 3,021,895   | 1.875% | 2.82%             | 03/31/22 | 3,161,141    |
| US Treasury Note                              | 3,790,000   | 3,678,225   | 1302   | 3,735,228   | 1.875% | 2.75%             | 03/31/22 | 3,902,516    |
| US Treasury Note                              | 1,605,000   | 1,558,480   | 1474   | 1,583,918   | 1.875% | 2.64%             | 04/30/22 | 1,654,905    |
| US Treasury Note                              | 1,300,000   | 1,252,570   | 1456   | 1,276,253   | 1.750% | 2.72%             | 06/30/22 | 1,341,031    |
| US Treasury Note                              | 2,065,000   | 1,980,706   | 1577   | 2,021,116   | 1.750% | 2.76%             | 09/30/22 | 2,138,243    |
| US Treasury Note                              | 894,000     | 864,177     | 1641   | 878,516     | 2.000% | 2.80%             | 10/31/22 | 932,135      |
| US Treasury Note                              | 1,040,000   | 990,356     | 1580   | 1,010,339   | 1.750% | 2.93%             | 01/31/23 | 1,082,088    |
| US Treasury Note                              | 310,000     | 293,289     | 1699   | 300,440     | 1.500% | 2.74%             | 02/28/23 | 320,947      |
| US Treasury Note                              | 1,235,000   | 1,189,508   | 1508   | 1,204,742   | 1.500% | 2.44%             | 03/31/23 | 1,279,962    |
| US Treasury Note                              | 2,000,000   | 1,899,453   | 1618   | 1,932,016   | 1.38%  | 2.58%             | 06/30/23 | 2,071,562    |
| US Treasury Note                              | 1,260,000   | 1,196,951   | 1630   | 1,216,484   | 1.25%  | 2.44%             | 07/31/23 | 1,301,344    |
| US Treasury Note                              | 650,000     | 667,088     | 1611   | 662,580     | 2.88%  | 2.25%             | 09/30/23 | 706,469      |
| US Treasury Note                              | 3,450,000   | 3,484,904   | 1713   | 3,475,103   | 2.75%  | 2.52%             | 11/15/23 | 3,746,484    |
| US Treasury Note                              | 2,525,000   | 2,479,826   | 1786   | 2,493,459   | 2.13%  | 2.52%             | 11/30/23 | 2,690,703    |
| US Treasury Note                              | 120,000     | 120,356     | 1795   | 120,254     | 2.63%  | 2.56%             | 12/31/23 | 130,144      |
| US Treasury Note                              | 2,345,000   | 2,355,534   | 1792   | 2,353,224   | 2.00%  | 1.90%             | 04/30/24 | 2,504,020    |
| US Treasury Note                              | 575,000     | 580,930     | 1824   | 579,746     | 2.00%  | 1.78%             | 06/30/24 | 615,430      |
| US Treasury Note                              | 1,000,000   | 1,016,172   | 1818   | 1,013,263   | 2.13%  | 1.78%             | 07/31/24 | 1,076,719    |
| US Treasury Note                              | 1,310,000   | 1,349,146   | 1824   | 1,343,309   | 2.13%  | 1.50%             | 09/30/24 | 1,413,981    |
| US Treasury Note                              | 1,100,000   | 1,135,965   | 1822   | 1,131,247   | 2.25%  | 1.57%             | 10/31/24 | 1,194,703    |
| US Treasury Note                              | 100,000     | 102,055     | 1823   | 101,818     | 2.13%  | 1.69%             | 11/30/24 | 108,203      |
| US Treasury Note                              | 1,710,000   | 1,749,611   | 1789   | 1,745,714   | 2.13%  | 1.63%             | 11/30/24 | 1,850,273    |
| US Treasury Note                              | 1,895,000   | 2,000,039   | 1809   | 1,993,130   | 0.85%  | 0.85%             | 02/15/25 | 2,045,416    |
| Subtotal US Treasuries                        | 42,225,000  | 41,634,852  |        | 42,005,919  |        | 2.38%             |          | \$44,306,224 |

**INLAND EMPIRE UTILITIES AGENCY**  
**Cash and Investment Summary**

Month Ended  
June 30, 2020

|  | Par        | Cost Basis | Term   | June       | %      | %                 | Maturity | Market       |
|--|------------|------------|--------|------------|--------|-------------------|----------|--------------|
|  | Amount     | Amount     | (Days) | Value      | Coupon | Yield to Maturity | Date     | Value        |
| <b><u>Investments (continued)</u></b>            |            |            |        |            |        |                   |          |              |
| <b><u>U.S. Government Sponsored Entities</u></b> |            |            |        |            |        |                   |          |              |
| Freddie Mac Bond                                 | 960,000    | 951,715    | 1,028  | 958,146    | 2.38%  | 2.70%             | 02/16/21 | 973,182      |
| Fannie Mae Bond                                  | 2,510,000  | 2,502,671  | 1,092  | 2,508,080  | 2.50%  | 2.60%             | 04/13/21 | 2,555,443    |
| Federal Home Loan Bank                           | 1,865,000  | 1,882,718  | 992    | 1,873,359  | 3.00%  | 2.63%             | 10/12/21 | 1,931,593    |
| Fannie Mae Bond                                  | 795,000    | 794,428    | 1,096  | 794,708    | 2.63%  | 2.65%             | 01/11/22 | 824,191      |
| Federal Home Loan Bank                           | 1,725,000  | 1,724,552  | 1,001  | 1,724,559  | 0.25%  | 0.26%             | 06/03/22 | 1,725,452    |
| Fannie Mae Bond                                  | 890,000    | 886,903    | 1,096  | 887,748    | 1.38%  | 1.49%             | 09/06/22 | 912,027      |
| Federal Home Loan Bank                           | 1,280,000  | 1,277,645  | 1,092  | 1,277,927  | 1.38%  | 1.44%             | 02/17/23 | 1,317,153    |
| Fannie Mae Bond                                  | 1,520,000  | 1,520,152  | 1,091  | 1,520,044  | 1.70%  | 1.70%             | 02/21/23 | 1,522,847    |
| Fannie Mae Bond                                  | 1,360,000  | 1,355,906  | 365    | 1,356,056  | 0.25%  | 0.35%             | 05/22/23 | 1,358,599    |
| Freddie Mac Bond                                 | 1,450,000  | 1,444,461  | 1,810  | 1,446,686  | 2.75%  | 2.83%             | 06/19/23 | 1,555,479    |
| Freddie Mac Bond                                 | 1,330,000  | 1,326,116  | 1,095  | 1,326,134  | 0.25%  | 0.35%             | 06/26/23 | 1,328,586    |
| Fannie Mae Bond                                  | 855,000    | 853,273    | 1,741  | 853,841    | 2.88%  | 2.92%             | 09/12/23 | 925,120      |
| Fannie Mae Bond                                  | 1,820,000  | 1,803,274  | 1,772  | 1,808,975  | 2.88%  | 3.08%             | 09/12/23 | 1,969,262    |
| Federal Home Loan Bank                           | 870,000    | 895,642    | 1,772  | 888,161    | 3.38%  | 2.72%             | 12/08/23 | 960,256      |
| Fannie Mae Bond                                  | 680,000    | 677,470    | 1,823  | 678,177    | 2.50%  | 2.58%             | 02/05/24 | 732,282      |
| Federal Home Loan Bank                           | 190,000    | 189,327    | 1,824  | 189,513    | 2.50%  | 2.58%             | 02/13/24 | 204,698      |
| Fannie Mae Bond                                  | 2,055,000  | 2,130,234  | 1,769  | 2,125,215  | 1.63%  | 0.85%             | 01/07/25 | 2,163,991    |
| Freddie Mac Bond                                 | 1,215,000  | 1,214,064  | 1,825  | 1,214,135  | 1.50%  | 1.52%             | 02/12/25 | 1,273,881    |
| Federal Home Loan Bank                           | 950,000    | 945,288    | 1,824  | 945,484    | 0.50%  | 0.60%             | 04/14/25 | 952,345      |
| Fannie Mae Bond                                  | 495,000    | 496,629    | 1,792  | 496,596    | 0.63%  | 0.56%             | 04/22/25 | 499,167      |
| Fannie Mae Bond                                  | 1,275,000  | 1,272,374  | 1,824  | 1,272,471  | 0.63%  | 0.67%             | 04/22/25 | 1,285,733    |
| Fannie Mae Bond                                  | 1,425,000  | 1,432,296  | 1,782  | 1,432,190  | 0.63%  | 0.52%             | 04/22/25 | 1,436,996    |
| Freddie Mac Bond                                 | 970,000    | 971,212    | 1,826  | 970,788    | 1.10%  | 1.07%             | 04/28/25 | 972,114      |
| Federal Farm Credit Bond                         | 970,000    | 968,448    | 1,820  | 968,468    | 0.80%  | 0.83%             | 06/02/25 | 969,139      |
| Fannie Mae Bond                                  | 1,480,000  | 1,476,936  | 1,824  | 1,476,957  | 0.50%  | 0.54%             | 06/17/25 | 1,482,332    |
| Subtotal U.S. Gov't Sponsored Entities           | 30,935,000 | 30,993,734 |        | 30,994,418 |        | 1.58%             |          | \$31,831,868 |

**Medium Term Notes**

|                        |           |           |      |           |       |       |          |           |
|------------------------|-----------|-----------|------|-----------|-------|-------|----------|-----------|
| Hershey Company        | 335,000   | 334,769   | 1101 | 334,933   | 3.10% | 3.12% | 05/15/21 | 343,167   |
| American Honda Finance | 800,000   | 767,016   | 1181 | 789,499   | 1.65% | 3.00% | 07/12/21 | 808,946   |
| Bank of NY Mellon      | 1,400,000 | 1,371,048 | 1391 | 1,387,803 | 2.60% | 3.18% | 02/07/22 | 1,445,420 |
| American Express       | 800,000   | 785,488   | 1415 | 793,744   | 2.70% | 3.20% | 03/03/22 | 826,957   |
| Walt Disney Company    | 815,000   | 798,692   | 1416 | 807,963   | 2.45% | 3.00% | 03/04/22 | 840,770   |
| Paccar Financial Corp  | 930,000   | 929,498   | 1096 | 929,689   | 2.65% | 2.67% | 05/10/22 | 963,607   |
| Visa Inc               | 825,000   | 795,407   | 1611 | 810,194   | 2.15% | 3.03% | 09/15/22 | 854,772   |

**INLAND EMPIRE UTILITIES AGENCY**  
**Cash and Investment Summary**

Month Ended  
June 30, 2020

|   | Par                  | Cost Basis           | Term   | June                 | %<br>Coupon | %<br>Yield to<br>Maturity | Maturity | Market               |
|---|----------------------|----------------------|--------|----------------------|-------------|---------------------------|----------|----------------------|
|   | Amount               | Amount               | (Days) | Value                |             | Date                      | Value    |                      |
| <b><u>Investments (continued)</u></b>             |                      |                      |        |                      |             |                           |          |                      |
| Bank of America                                   | 800,000              | 769,264              | 1647   | 784,287              | 2.50%       | 3.43%                     | 10/21/22 | 818,955              |
| Oracle Corp                                       | 1,420,000            | 1,389,001            | 1763   | 1,403,138            | 2.63%       | 3.11%                     | 02/15/23 | 1,492,416            |
| Amazon Inc  | 935,000              | 925,996              | 1409   | 928,827              | 2.40%       | 2.66%                     | 02/22/23 | 982,361              |
| Burlington North Santa Fe Corp                    | 800,000              | 790,800              | 1792   | 794,933              | 3.00%       | 3.26%                     | 03/15/23 | 845,665              |
| Bank of NY Mellon                                 | 1,375,000            | 1,387,595            | 1555   | 1,383,351            | 3.50%       | 3.27%                     | 04/28/23 | 1,485,446            |
| Apple Inc. Corp.                                  | 565,000              | 563,463              | 1095   | 563,535              | 0.75%       | 0.84%                     | 05/11/23 | 570,488              |
| UnitedHealth Group Inc                            | 720,000              | 755,741              | 1330   | 748,996              | 3.50%       | 2.08%                     | 06/15/23 | 781,467              |
| Pfizer Inc  | 1,260,000            | 1,276,392            | 1807   | 1,272,274            | 2.95%       | 2.67%                     | 03/15/24 | 1,362,151            |
| Walmart Inc                                       | 1,425,000            | 1,495,196            | 1768   | 1,479,218            | 2.85%       | 1.78%                     | 07/08/24 | 1,545,783            |
| Toyota Motor                                      | 315,000              | 318,078              | 1724   | 318,013              | 1.80%       | 1.58%                     | 02/13/25 | 325,370              |
| Toyota Motor                                      | 425,000              | 429,152              | 1724   | 429,065              | 1.80%       | 1.58%                     | 02/13/25 | 438,991              |
| Novartis Capital                                  | 1,425,000            | 1,475,744            | 1743   | 1,474,172            | 1.75%       | 0.98%                     | 02/14/25 | 1,489,213            |
| Subtotal Medium Term Notes                        | 17,370,000           | 17,358,340           |        | 17,433,634           |             | 2.60%                     |          | 18,221,945           |
| <b>Subtotal PFM Managed Investment Accounts</b>   | <b>\$94,635,000</b>  | <b>\$94,091,926</b>  |        | <b>\$94,538,971</b>  |             | <b>2.17%</b>              |          | <b>\$98,526,417</b>  |
| <b>Total Investments</b>                          | <b>\$145,993,236</b> | <b>\$145,450,162</b> |        | <b>\$145,897,207</b> |             |                           |          | <b>\$149,884,653</b> |
| <i>(Source of Investment Amortized Cost: PFM)</i> |                      |                      |        |                      |             |                           |          |                      |
| <b><u>Restricted Deposits</u></b>                 |                      |                      |        |                      |             |                           |          |                      |
| <b>Investment Pool Accounts</b>                   |                      |                      |        |                      |             |                           |          |                      |
| CAMP - Water Connection Reserves                  | \$22,492,972         | \$22,492,972         | N/A    | \$22,492,972         |             | 0.51%                     | N/A      | \$22,492,972         |
| LAIF - Self Insurance Reserves                    | 6,561,244            | 6,561,244            | N/A    | 6,561,244            |             | 1.22%                     | N/A      | 6,561,244            |
| <b>Total Investment Pool Accounts</b>             | <b>29,054,216</b>    | <b>29,054,216</b>    |        | <b>29,054,216</b>    |             | <b>0.67%</b>              |          | <b>29,054,216</b>    |
| <b>Bond and Note Accounts</b>                     |                      |                      |        |                      |             |                           |          |                      |
| 2008B Debt Service Accounts                       | \$0                  | \$0                  | N/A    | \$0                  |             | 0.00%                     |          | \$0                  |
| 2010A Debt Service Accounts                       | -                    | 0                    | N/A    | 0                    |             | 0.00%                     |          | 0                    |
| 2017A Debt Service Accounts                       | 430                  | 430                  | N/A    | 430                  |             | 0.01%                     |          | 430                  |
| 2020A Cost of Issuance                            | 140,268              | 140,268              | N/A    | 140,268              |             | 0.01%                     |          | 140,268              |
| 2020B Acquisition Project Fund                    | 196,436,445          | 196,436,445          | N/A    | 196,436,445          |             | 0.01%                     |          | 196,436,445          |
| 2020B Capitalized Interest                        | 35,421,276           | 35,421,276           | N/A    | 35,421,276           |             | 0.01%                     |          | 35,421,276           |
| 2020B Cost of Issuance                            | 129,300              | 129,300              | N/A    | 129,300              |             | 0.01%                     |          | 129,300              |
| <b>Total Bond and Note Accounts</b>               | <b>\$232,127,719</b> | <b>\$232,127,719</b> |        | <b>\$232,127,719</b> |             | <b>0.01%</b>              |          | <b>\$232,127,719</b> |

**INLAND EMPIRE UTILITIES AGENCY**  
**Cash and Investment Summary**

Month Ended  
June 30, 2020

|   | Par           | Cost Basis    | Term   | June          | %<br>Coupon | %<br>Yield to<br>Maturity | Maturity | Market        |
|---|---------------|---------------|--------|---------------|-------------|---------------------------|----------|---------------|
|   | Amount        | Amount        | (Days) | Value         |             |                           | Date     | Value         |
| CCRA Deposits Held by Member Agencies   |               |               |        |               |             |                           |          |               |
| City of Chino   | \$14,338,403  | \$14,338,403  | N/A    | \$14,338,403  |             | N/A                       | N/A      | \$14,338,403  |
| City of Chino Hills   | 6,694,203     | 6,694,203     | N/A    | 6,694,203     |             | N/A                       | N/A      | 6,694,203     |
| Cucamonga Valley Water District   | 12,771,633    | 12,771,633    | N/A    | 12,771,633    |             | N/A                       | N/A      | 12,771,633    |
| City of Fontana   | 13,465,035    | 13,465,035    | N/A    | 13,465,035    |             | N/A                       | N/A      | 13,465,035    |
| City of Montclair   | 4,137,040     | 4,137,040     | N/A    | 4,137,040     |             | N/A                       | N/A      | 4,137,040     |
| City of Ontario   | 30,689,580    | 30,689,580    | N/A    | 30,689,580    |             | N/A                       | N/A      | 30,689,580    |
| City of Upland  | 6,721,632     | 6,721,632     | N/A    | 6,721,632     |             | N/A                       | N/A      | 6,721,632     |
| Subtotal CCRA Deposits Held by Member Agencies*                                   | \$88,817,526  | \$88,817,526  |        | \$88,817,526  |             |                           |          | \$88,817,526  |
| **Total reported as of May 2020   |               |               |        |               |             |                           |          |               |
| CalPERS Deposits  |               |               |        |               |             |                           |          |               |
| CERBT Account (OPEB)  | \$1,600,000   | \$1,600,000   | N/A    | \$19,161,532  |             | N/A                       | N/A      | \$19,161,532  |
| Subtotal CalPERS Deposits   | \$1,600,000   | \$1,600,000   |        | \$19,161,532  |             |                           |          | \$19,161,532  |
| CERBT Strategy 2 Performance as of May 2020 based on 1 Year Net Return was 6.88%. |               |               |        |               |             |                           |          |               |
| Escrow Deposits   |               |               |        |               |             |                           |          |               |
| Stanek Contractors Escrow #1537 & #1661   | \$220,034     | \$220,034     | N/A    | \$220,034     |             | N/A                       | N/A      | \$220,034     |
| Subtotal Escrow Deposits  | \$220,034     | \$220,034     |        | \$220,034     |             |                           |          | \$220,034     |
| Total Restricted Deposits   | \$351,819,495 | \$351,819,495 |        | \$369,381,027 |             |                           |          | \$369,381,027 |
| Total Cash, Investments, and Restricted<br>Deposits as of June 30, 2020           | \$501,055,931 | \$500,512,857 |        | \$518,521,434 |             |                           |          | \$522,508,880 |

**INLAND EMPIRE UTILITIES AGENCY**  
**Cash and Investment Summary**

Month Ended  
June 30, 2020

**June Purchases**

| No. | Date     | Transaction | Investment Security                  | Type | Par Amount<br>Purchased    | Investment<br>Yield to Maturity |
|-----|----------|-------------|--------------------------------------|------|----------------------------|---------------------------------|
| 1   | 06/05/20 | Purchased   | Fannie Mae Notes                     | GSEs | \$1,425,000                | 0.52%                           |
| 2   | 06/08/20 | Purchased   | Federal Farm Credit Notes (Callable) | GSEs | 970,000                    | 0.83%                           |
| 3   | 06/19/20 | Purchased   | Fannie Mae Notes                     | GSEs | 1,480,000                  | 0.54%                           |
| 4   | 06/19/20 | Purchased   | Federal Home Loan Bank Notes         | GSEs | 1,725,000                  | 0.26%                           |
| 5   | 06/26/20 | Purchased   | Freddie Mac Notes                    | GSEs | 1,330,000                  | 0.35%                           |
|     |          |             |                                      |      | <b><u>\$ 6,930,000</u></b> |                                 |

**June Investment Maturities, Calls & Sales**

| No.  | Date     | Transaction | Investment Security            | Type | Par Amount<br>Matured/Sold | Investment<br>Yield to Maturity |
|--|----------|-------------|--------------------------------|------|----------------------------|---------------------------------|
| 1  | 06/05/20 | Matured     | Bank of Nova Scotia Houston CD | CD   | \$1,410,000                | 3.10%                           |
| 2  | 06/08/20 | Sold        | Walt Disney Company            | MTNs | 940,000                    | 1.83%                           |
| 3  | 06/19/20 | Sold        | Freddie Mac Notes              | GSEs | 1,165,000                  | 2.59%                           |
| 4  | 06/19/20 | Sold        | Freddie Mac Notes              | GSEs | 285,000                    | 2.70%                           |
| 5  | 06/19/20 | Sold        | Fannie Mae Notes               | GSEs | 1,655,000                  | 2.74%                           |
| 6  | 06/26/20 | Sold        | Freddie Mac Notes              | GSEs | 1,305,000                  | 2.70%                           |
| <b>Total Maturities, Calls &amp; Sales</b> |          |             |                                |      | <b><u>\$ 6,760,000</u></b> |                                 |



**INLAND EMPIRE UTILITIES AGENCY**  
**Cash and Investment Summary**

Month Ended  
June 30, 2020

**Directed Investment Category**

CBB Repurchase (Sweep)  
 LAIF - Unrestricted  
 CAMP - Unrestricted  
 Brokered Certificates of Deposit  
 Medium Term Notes  
 US Treasury Notes  
 U.S. Government Sponsored Entities

***Total Investment Portfolio***

***Investment Portfolio Rate of Return***

| <b>Amount Invested</b> | <b>Yield</b> |
|------------------------|--------------|
| \$9,783,221            | 0.400%       |
| \$31,030,616           | 1.217%       |
| \$10,544,399           | 0.510%       |
| \$4,105,000            | 2.626%       |
| \$17,433,634           | 2.595%       |
| \$42,005,919           | 2.379%       |
| \$30,994,418           | 1.576%       |
| <b>\$145,897,207</b>   |              |

**1.726%**

**Restricted/Transitory/Other Accounts**

CCRA Deposits Held by Member Agencies  
 CalPERS OPEB (CERBT) Account  
 CAMP Restricted Water Connection Reserve  
 LAIF Restricted Insurance Reserve  
 US Bank - 2008B Debt Service Accounts  
 US Bank - 2017A Debt Service Accounts  
 US Bank - 2020A Refunding Bond Accounts  
 US Bank - 2020B Revenue Note Accounts  
 US Bank - Pre-Investment Money Market Account  
 Citizens Business Bank - Demand Account  
 Citizens Business Bank - Workers' Compensation Account  
 Citizens Business Bank - Payroll Account  
 Other Accounts\*  
 Escrow Account

***Total Restricted/Transitory/Other Accounts***

***Average Yield of Other Accounts***

**Total Agency Directed Deposits**

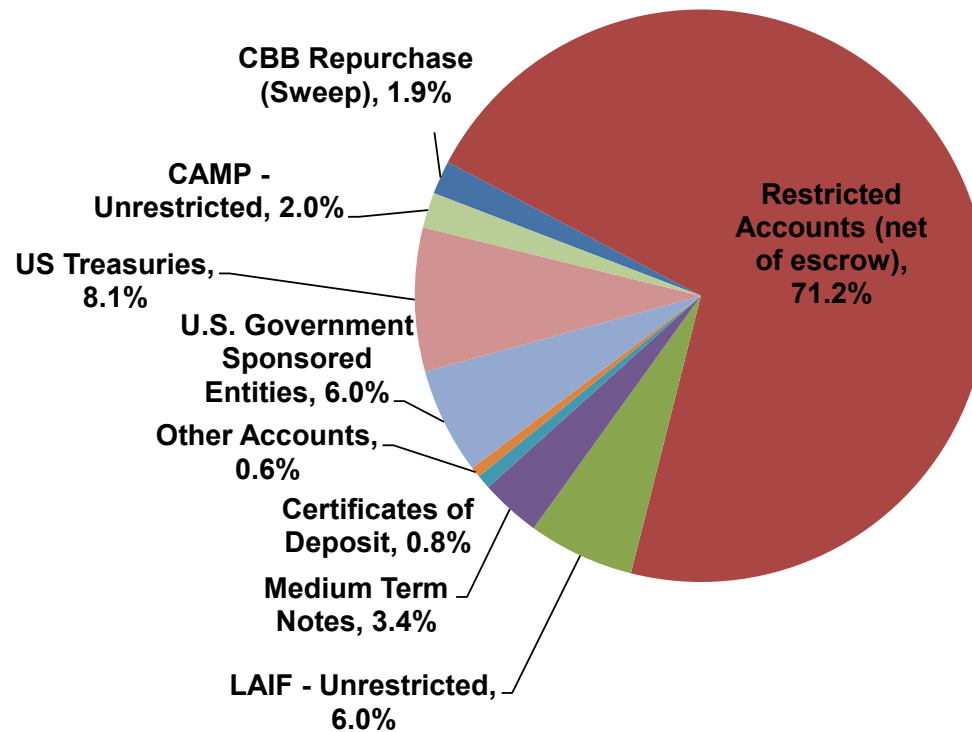
| <b>Amount Invested</b> | <b>Yield</b> |
|------------------------|--------------|
| \$88,817,526           | N/A          |
| 19,161,532             | N/A          |
| 22,492,972             | 0.510%       |
| 6,561,244              | 1.217%       |
| 0                      | 0.000%       |
| 430                    | 0.010%       |
| 140,268                | 0.010%       |
| 231,987,021            | 0.010%       |
| 681,664                | 0.010%       |
| 2,462,964              | N/A          |
| 96,322                 | N/A          |
| 0                      | N/A          |
| 2,250                  | N/A          |
| 220,034                | N/A          |
| <b>\$372,624,227</b>   |              |

**0.655%**

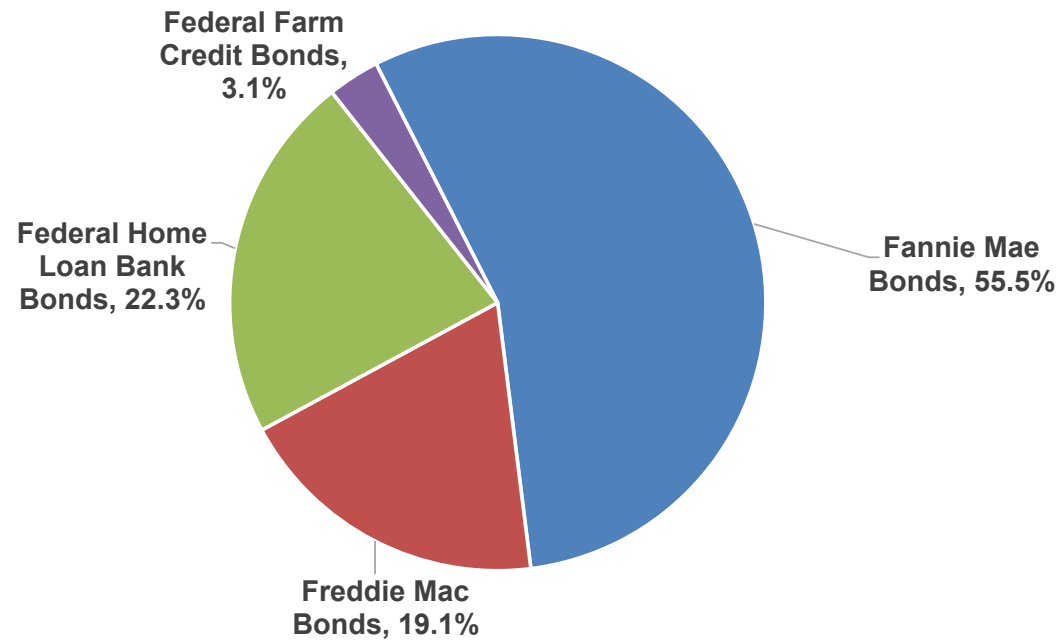
**\$518,521,434**

\*Petty Cash

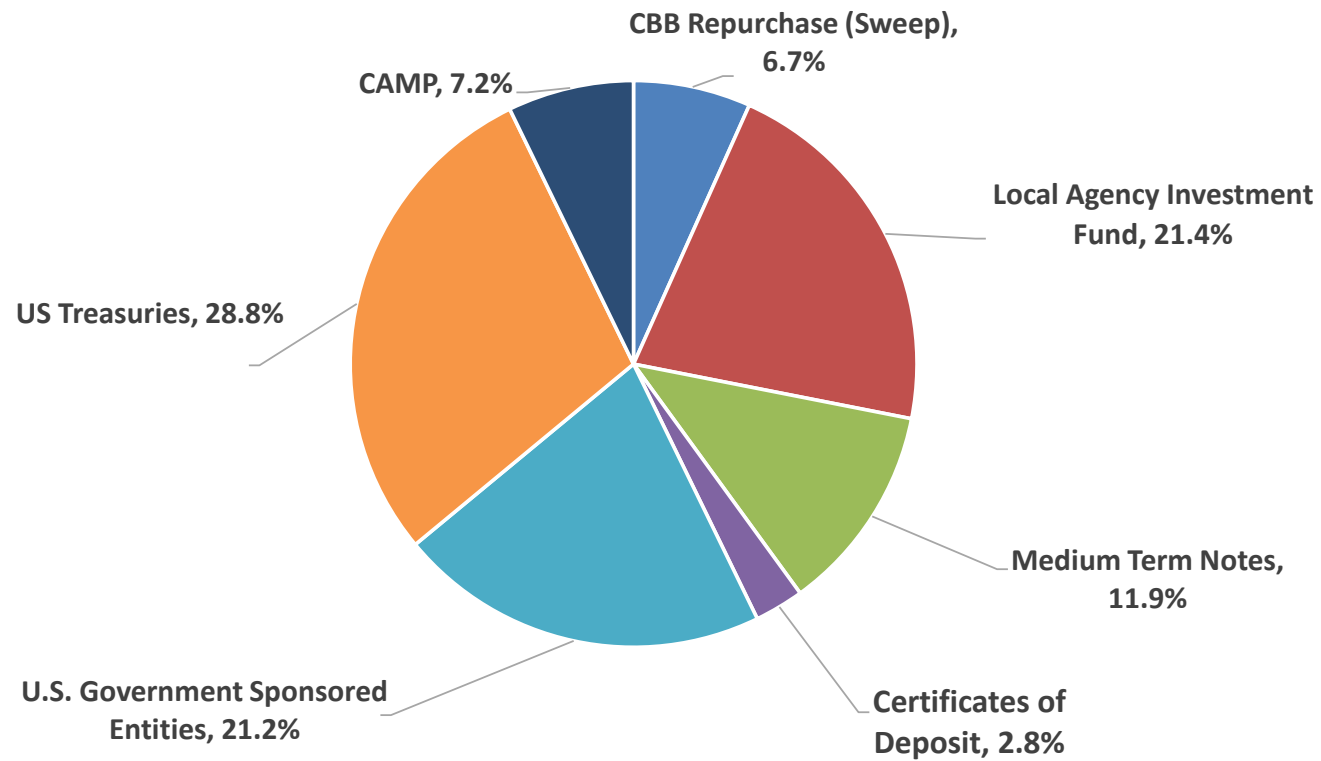
***Inland Empire Utilities Agency***  
**Treasurer's Report of Financial Affairs**  
Month Ended June 30, 2020  
Agency Investment Portfolio (Net of Escrow Accounts)  
**\$518,301,400**



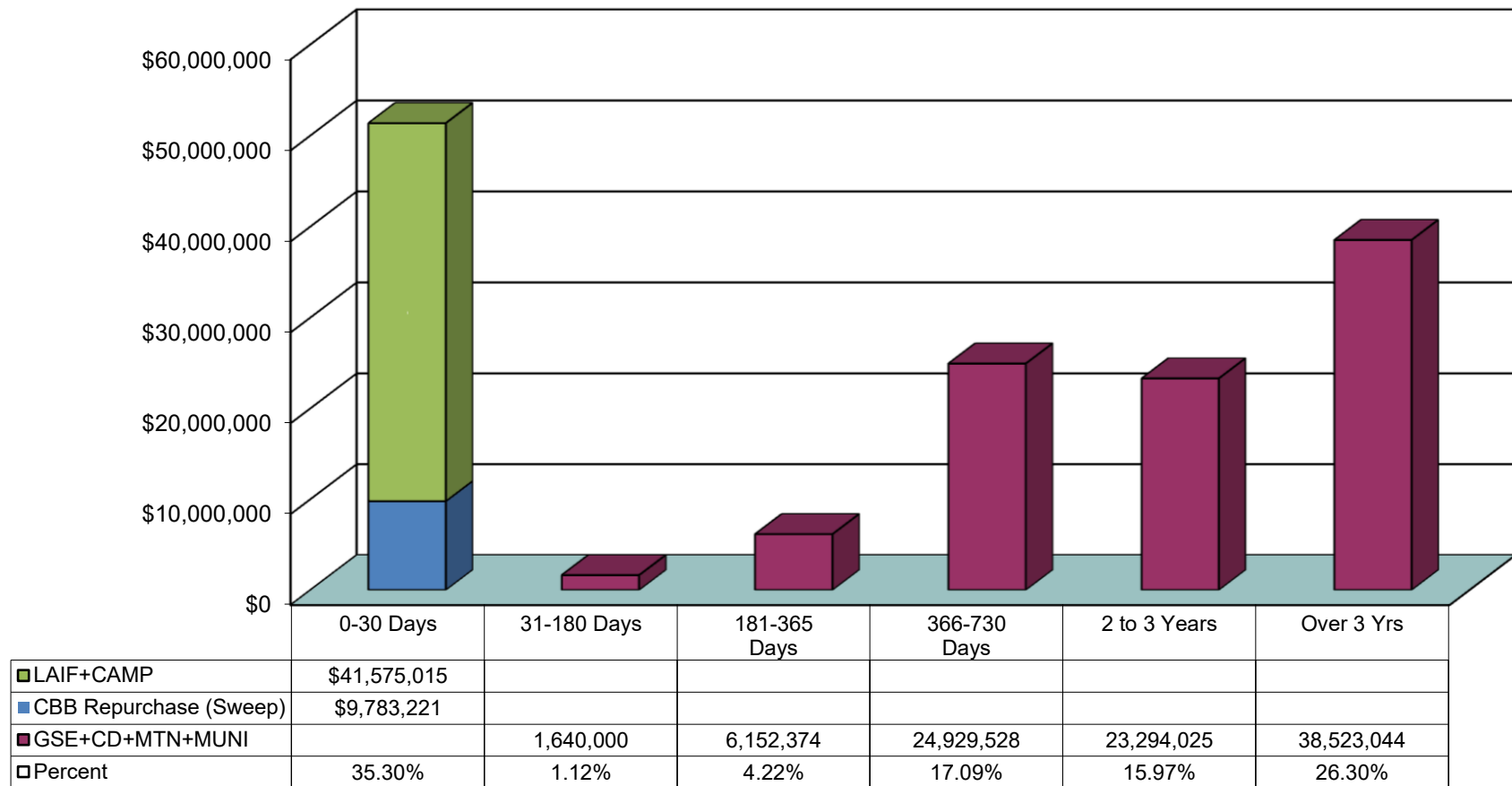
***Inland Empire Utilities Agency***  
**Treasurer's Report of Financial Affairs**  
Month Ended June 30, 2020  
U.S. Government Sponsored Entities Portfolio  
**\$30,994,418**



***Inland Empire Utilities Agency***  
**Treasurer's Report of Financial Affairs**  
Month Ended June 30, 2020  
Unrestricted Agency Investment Portfolio  
**\$145,897,207**



***Inland Empire Utilities Agency***  
**Treasurer's Report of Financial Affairs**  
 Month Ended June 30, 2020  
***Agency Investment Portfolio Maturity Distribution (Unrestricted)***  
**\$145,897,207**



***Inland Empire Utilities Agency***  
**Treasurer's Report of Financial Affairs**  
 Month Ended June 30, 2020  
 Agency Investment Portfolio Yield Comparison

