



**FINANCE AND ADMINISTRATION
COMMITTEE MEETING
OF THE BOARD OF DIRECTORS
INLAND EMPIRE UTILITIES AGENCY*
AGENCY HEADQUARTERS, CHINO, CALIFORNIA**

**WEDNESDAY, AUGUST 14, 2019
10:30 A.M.**

*Or immediately following the
Engineering, Operations, &
Water Resources Committee Meeting*

CALL TO ORDER

PUBLIC COMMENT

Members of the public may address the Board on any item that is within the jurisdiction of the Board; however, no action may be taken on any item not appearing on the agenda unless the action is otherwise authorized by Subdivision (b) of Section 54954.2 of the Government Code. Those persons wishing to address the Board on any matter, whether or not it appears on the agenda, are requested to complete and submit to the Board Secretary a "Request to Speak" form which is available on the table in the Board Room. Comments will be limited to three minutes per speaker. Thank you.

ADDITIONS TO THE AGENDA

In accordance with Section 54954.2 of the Government Code (Brown Act), additions to the agenda require two-thirds vote of the legislative body, or, if less than two-thirds of the members are present, a unanimous vote of those members present, that there is a need to take immediate action and that the need for action came to the attention of the local agency subsequent to the agenda being posted.

1. PRESENTATION

A. PFM RECAP OF INVESTMENT PORTFOLIO AND MARKET UPDATE

2. CONSENT ITEMS

A. MINUTES

The Committee will be asked to approve the Finance and Administration Committee meeting minutes of July 10, 2019.

B. REPORT ON GENERAL DISBURSEMENTS

Staff recommends that the Committee/Board approve the total disbursements for the month of June 2019, in the amount of \$19,764,929.64.

3. ACTION ITEM

A. PROJECT MANAGEMENT AND ENGINEERING SUPPORT SERVICES CONTRACT AGGREGATION

Staff recommends that the Committee/Board:

1. Approve consultant services contract amendments for the following contracts for an aggregate amount of \$600,000; and
 - 4600002051 Wallace & Associates Consulting, Inc.
 - 4600002052 Carollo Engineers, Inc.
 - 4600002152 MWH Constructors
 - 4600002054 GK & Associates

2. Authorize the General Manager to execute the contract amendment, subject to non-substantive changes.

B. RP-5 EXPANSION DESIGN CONTRACT AMENDMENT

Staff recommends that the Committee/Board:

1. Approve a consulting engineering services contract amendment for the RP-5 Expansion Project Nos. EN19001 and EN19006, to Parsons Water and Infrastructure Inc., in the amount of \$517,494; and
2. Authorize the General Manager to execute the consulting engineering services contract amendment, subject to non-substantive changes.

C. RATIFICATION OF CONTRACT AMENDMENT FOR ELY BASIN INFILTRATION RESTORATION

Staff recommends that the Committee/Board:

1. Ratify Contract Amendment No. 4600002733-001 to Jeremy Harris Construction, Inc., for the Ely Basin Infiltration Restoration Services for \$280,500 and a not-to-exceed total contract value of \$529,050; and
2. Ratify a budget amendment for FY 2018/19 Groundwater Recharge professional fees budget in the amount of \$280,500 to support the proposed cost of the Ely Basin cleaning.

4. INFORMATION ITEM

RECEIVE AND FILE INFORMATION ITEM

Finance and Administration Committee

PRESENTATION 1A



INLAND EMPIRE UTILITIES AGENCY

Investment Performance Review For the Period Ended June 30, 2019

Client Management Team

PFM Asset Management LLC

Sarah Meacham, Managing Director

601 South Figueroa, Suite 4500

213 Market Street

Richard Babbe, CCM, Senior Managing Consultant

Los Angeles, CA 90017

Harrisburg, PA 17101-2141

Joseph Creason, Portfolio Manager

213-489-4075

717-232-2723

Rachael Miller, Client Consultant

Market Update

Current Market Themes




Capital markets – interest rates plummet

- U.S. Treasury yields fell for a third consecutive quarter, with maturities beyond one year falling 40 to 50 basis points in Q2. As of June 30, yields on the majority of benchmark U.S. Treasury maturities were near 18-month lows. The yield curve remained inverted, with the inversion having spilled into the money market space.
- Equity markets climbed to new record highs upon expectations of rate cuts. S&P 500 returned 4.3% for the second quarter and 17.4% for the first half of 2019, marking its best first-half performance in over 20 years.

The Fed will “act... to sustain the expansion”

- The FOMC kept the fed funds rate unchanged at a target range of 2.25% to 2.50% at its May and June meetings but recently acknowledged multiple crosscurrents, such as trade tensions and slower global growth, that are likely to result in easier monetary policy. The market now widely expects multiple rate cuts in the second half of 2019.
- Fed Chair Jerome Powell affirmed that the Fed will “act as appropriate to sustain the expansion.” Powell also acknowledged that acting preemptively to cut rates in light of a possible slowdown may be best for the economy, stating that “an ounce of prevention is worth a pound of cure.”



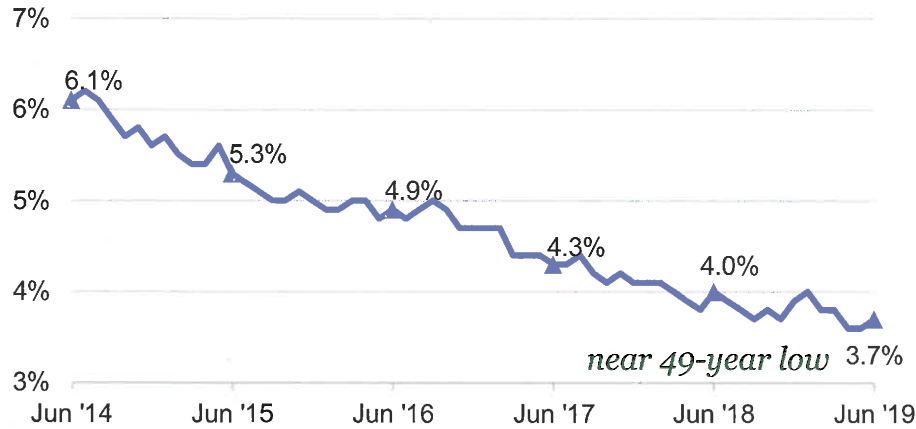
U.S. economic growth expected to slow from faster-than-expected first quarter



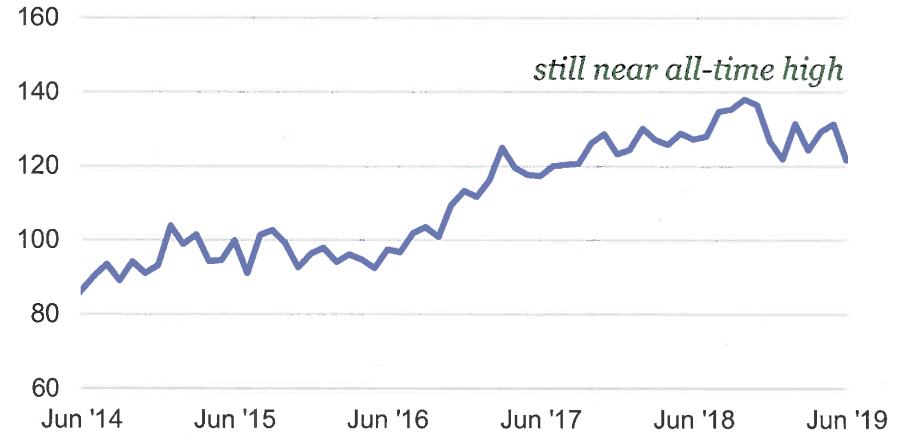
- After GDP growth of 3.1% in the first quarter, economists’ expectations for Q2 growth are lower, with economists projecting growth within the 1.5% to 2.0% range. Areas of weakness include recent slowdown in ISM manufacturing data and durable goods orders.
- President Trump increased tariffs on \$200 billion of Chinese imports, and China retaliated by increasing tariffs on \$60 billion of U.S. imports. Although both sides agreed to a truce at the June G-20 Summit, the recent upheaval triggered market volatility.
- Recent economic data has been mixed, with a 49-year low unemployment rate and a pickup in retail sales, but a slowing of manufacturing activity and sub-target inflation.

Many Broad Metrics are Still Strong

Unemployment Rate



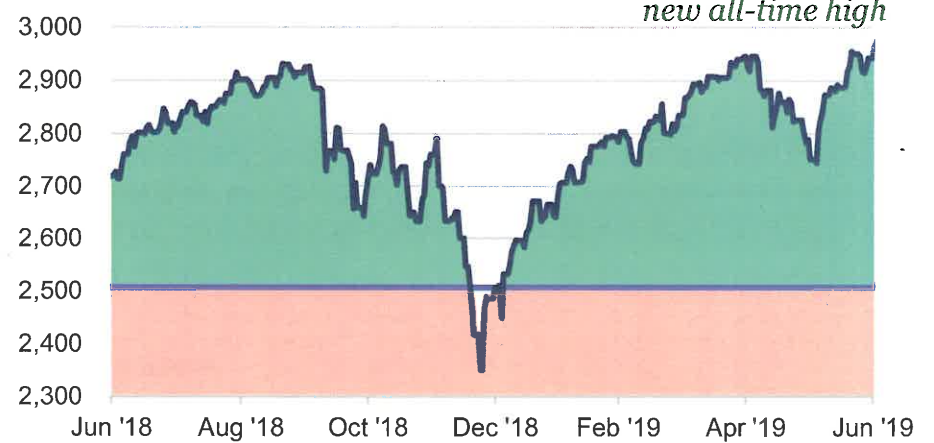
Consumer Confidence



Corporate Spreads
1-5 Year A-AAA (OAS)



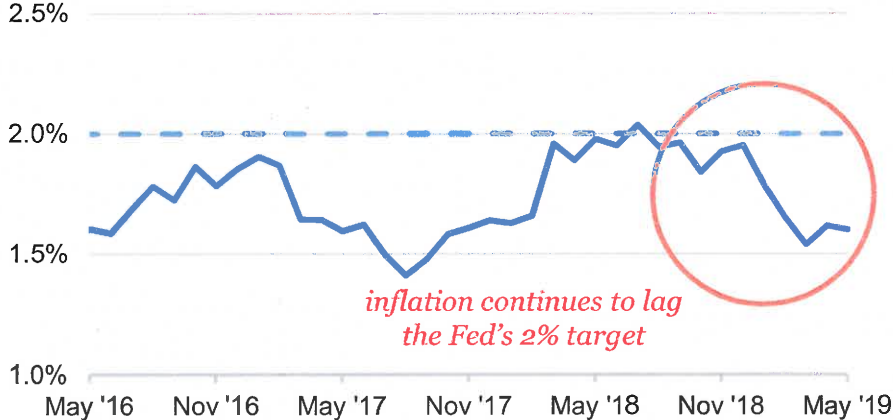
S&P Price Change



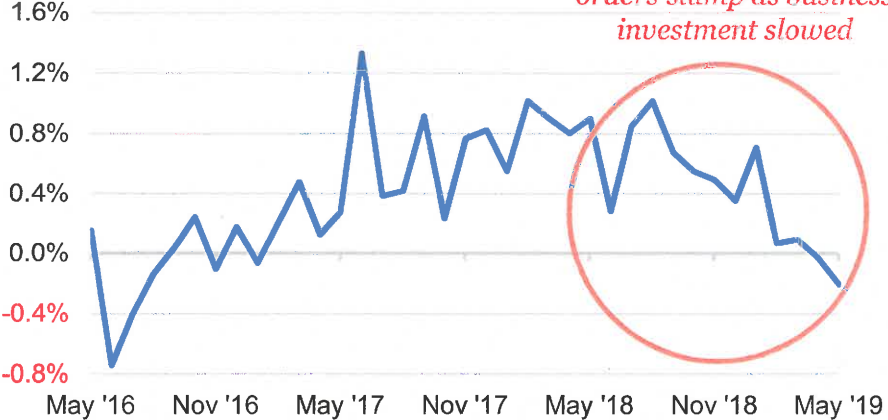
Source: Bloomberg as of 6/30/2019.

However, Some Economic Data Shows Signs of Weakening

Inflation (Core PCE YoY)



Durable Goods Orders



NFIB Small Business Optimism

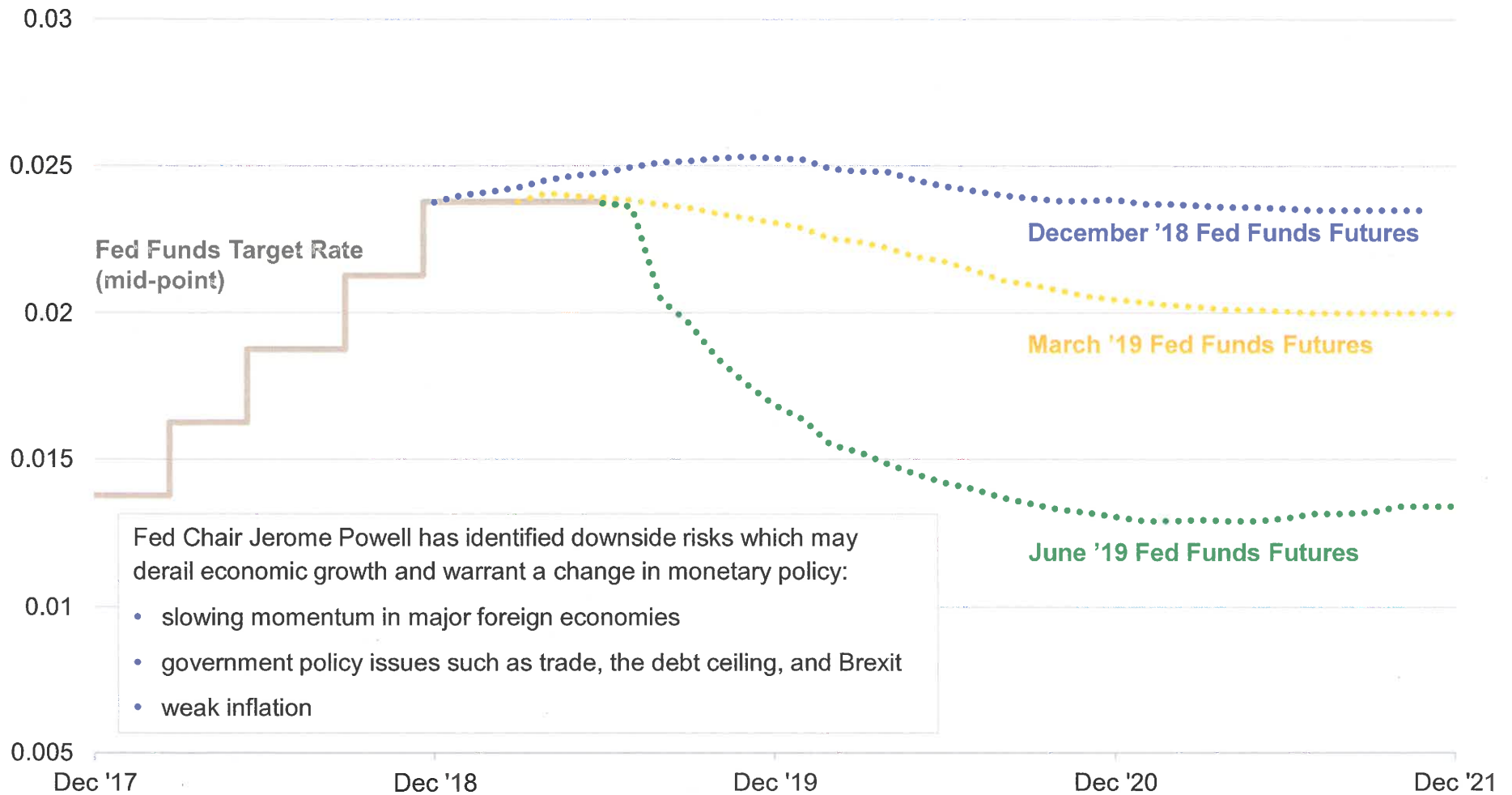


ISM Manufacturing



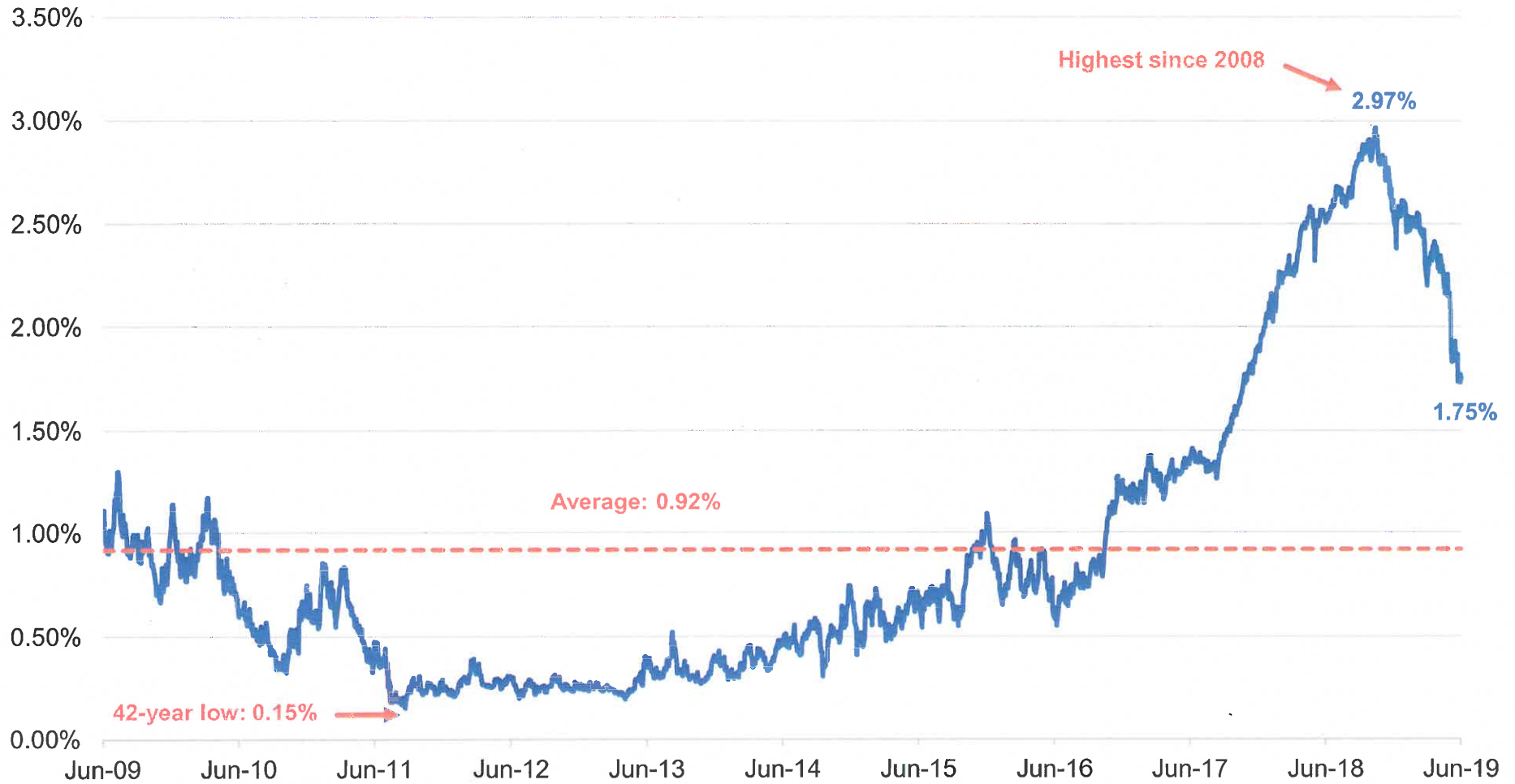
Source: Bloomberg as of 6/30/2019.

Fed's Pivot on Monetary Policy Has Market Expecting Multiple Rate Cuts



Source: Federal Reserve and Bloomberg. Fed funds futures as of each respective meeting date: 12/19/2018, 3/20/2019, and 6/19/2019.

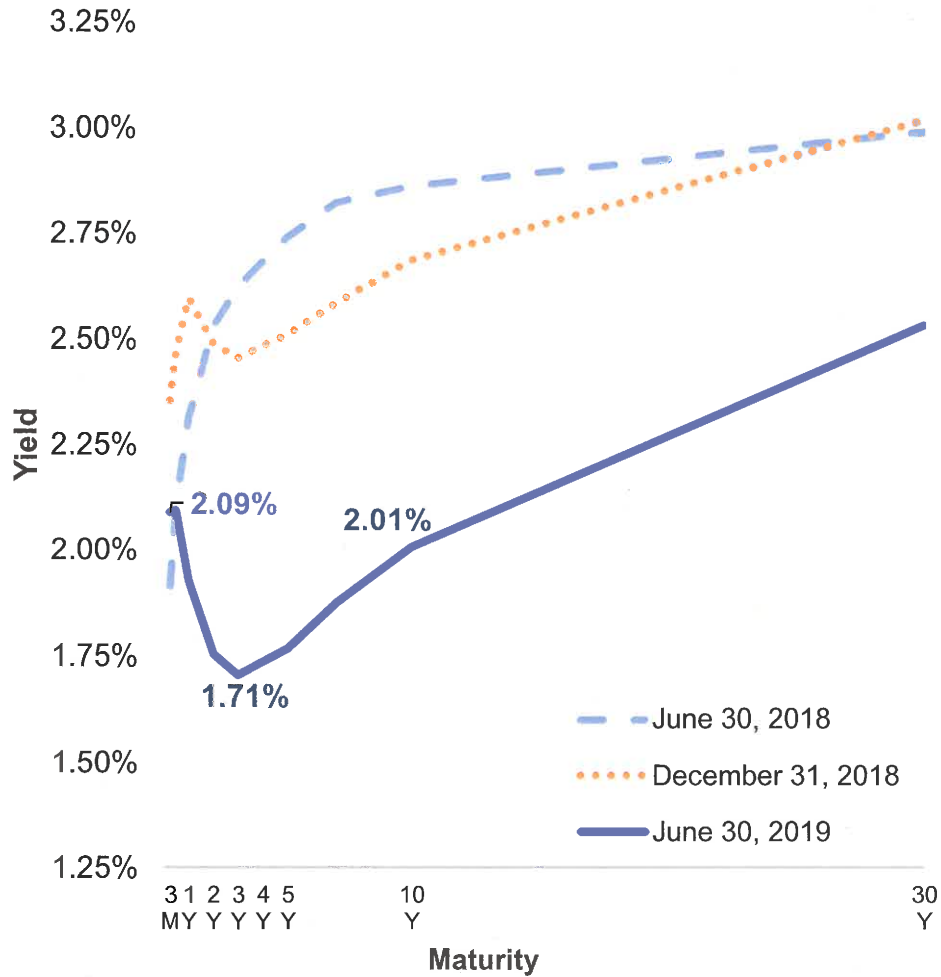
Ten Year History of 2-Year Treasury Yield



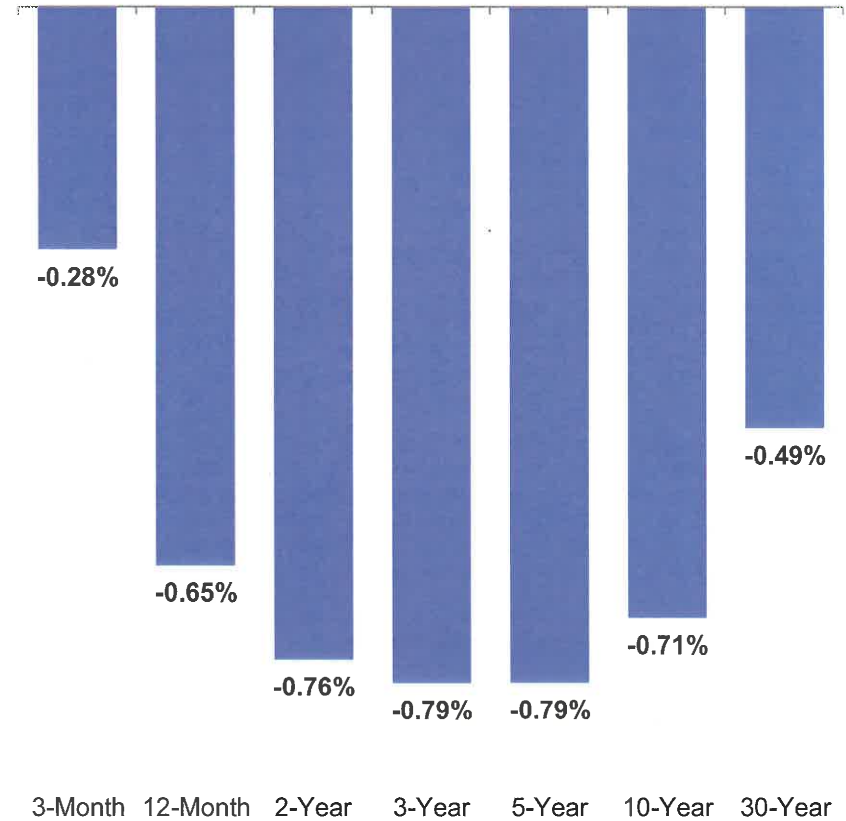
Source: Bloomberg as of 6/30/2019.

Yield Curve Inversion Reflects Less Certain Economic Outlook

U.S. Treasury Yield Curve

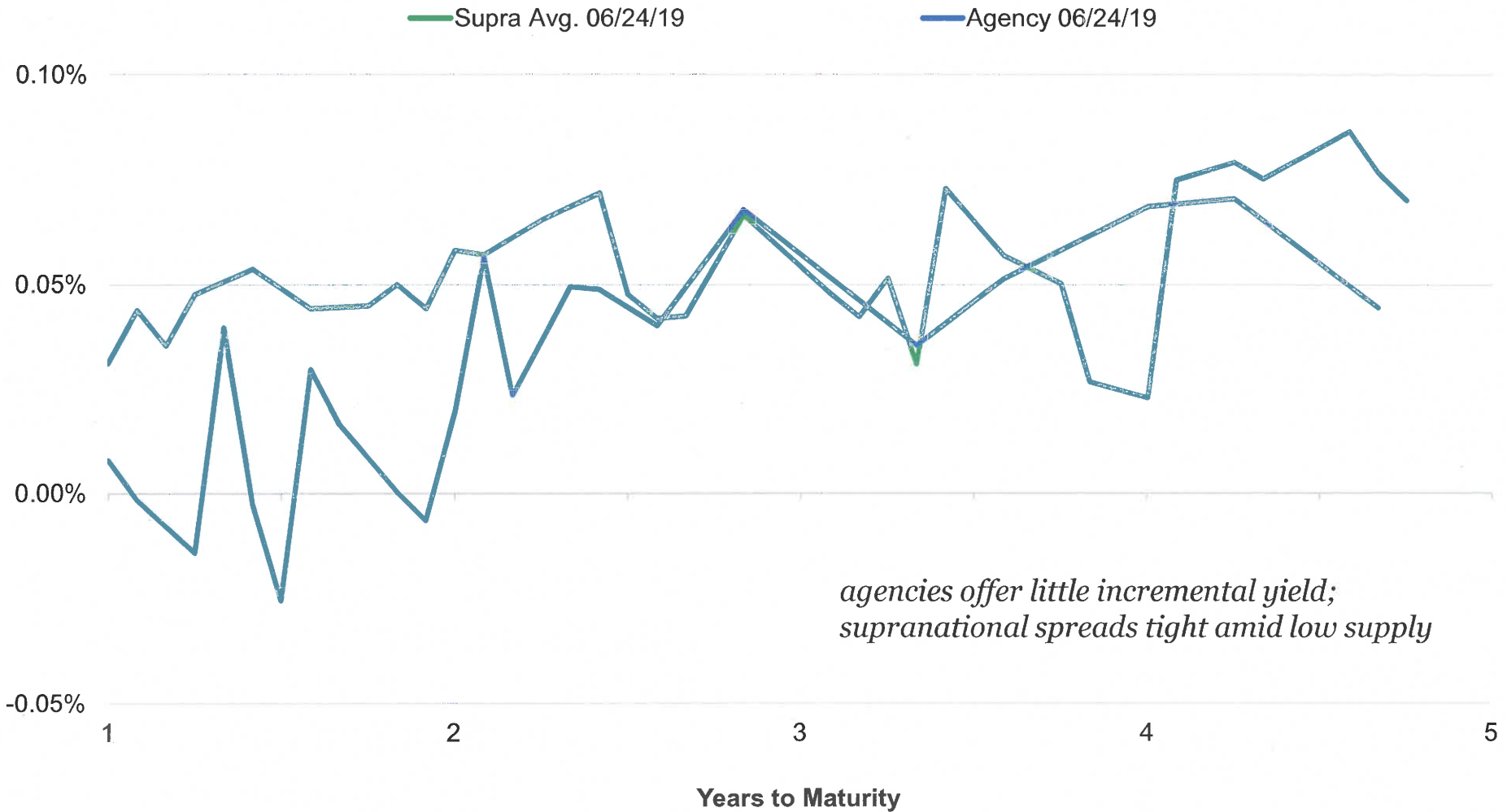


YTD Change in Treasury Yields



Source: Bloomberg as of 6/30/2019.

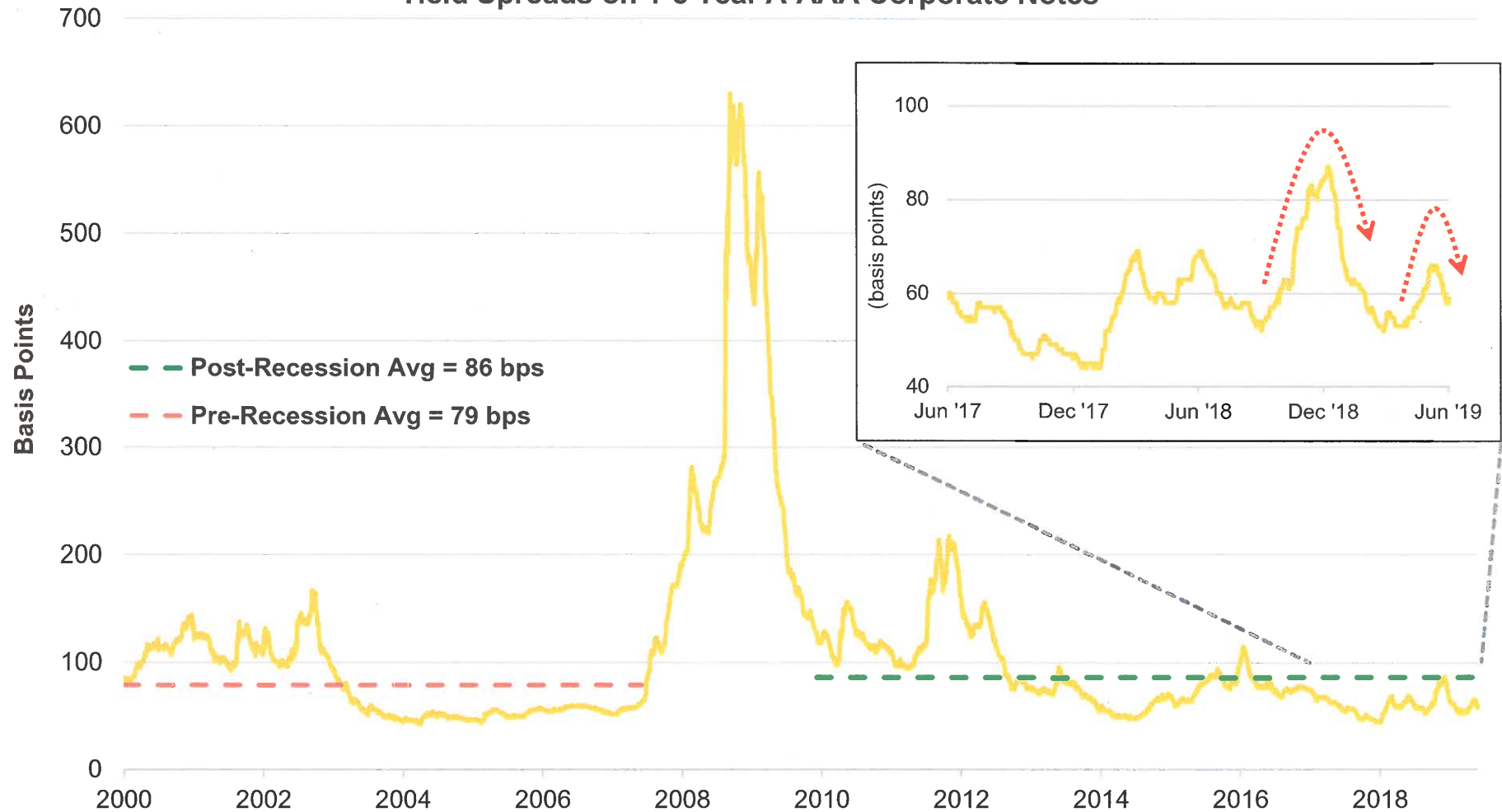
Treasuries Offer Better Value than Agencies



Source: Bloomberg and MarketAxess, and PFM. Spreads on agencies and supranationals are relative to comparable maturity Treasuries. Data as of 6/30/19

Corporate Yield Spreads Recover from Recent Bouts of Spread Widening, Generating Strong Excess Returns Year-to-Date

Yield Spreads on 1-5 Year A-AAA Corporate Notes

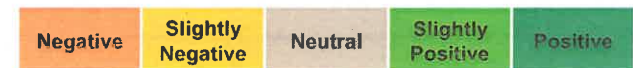


Source: Bloomberg, ICE BofAML Indices. OAS is option adjusted spread. As of 6/28/2019.

Fixed-Income Sector Outlook – July 2019

| Sector | Our Investment Preferences | Comments |
|-------------------------------|----------------------------|--|
| COMMERCIAL PAPER /CD | | <ul style="list-style-type: none"> Commercial paper/negotiable CD spreads remain narrow. Short credit remains higher-yielding than some longer-dated Treasuries. |
| TREASURIES | | |
| T-Bill | | <ul style="list-style-type: none"> Treasury Bill supply increased in March but slowed in April, putting downward pressure on rates. The 3-month to 10-year part of the yield curve briefly inverted in the past two months, renewing concerns about a possible recession. With a flat-to-inverted yield curve, there is little expected roll-down. |
| T-Note | | |
| FEDERAL AGENCIES | | |
| Bullets | | <ul style="list-style-type: none"> Federal agency spreads remain very tight. The only value has been in certain new issue securities. With the likelihood of the Federal Reserve rate cuts, callable agencies should be avoided. |
| Callables | | |
| SUPRANATIONALS | | <ul style="list-style-type: none"> USD supply has increased modestly; however, spreads remain near historical tights across the curve. We continue to favor UST or GSE. |
| CORPORATES | | |
| Financials | | <ul style="list-style-type: none"> Corporate yield spreads have narrowed back significantly, settling in around longer-term. Spreads are near post-recession tights. While the sector is no longer "cheap," we plan to maintain allocations. The corporate spread curve remains positively sloped, offering modest value for extending maturities. |
| Industrials | | |
| SECURITIZED | | |
| Asset-Backed | | <ul style="list-style-type: none"> The AAA-rated ABS sector continues to offer attractive incremental income versus government alternatives and offers a defensive outlet to credit exposure. With an improving fundamental landscape, Agency MBS are an attractive alternative to other government sectors due to their incremental income potential. |
| Agency Mortgage-Backed | | |
| MUNICIPALS | | <ul style="list-style-type: none"> Munis continue to be expensive versus Treasuries amid limited supply. |

● Current outlook ○ Outlook one month ago



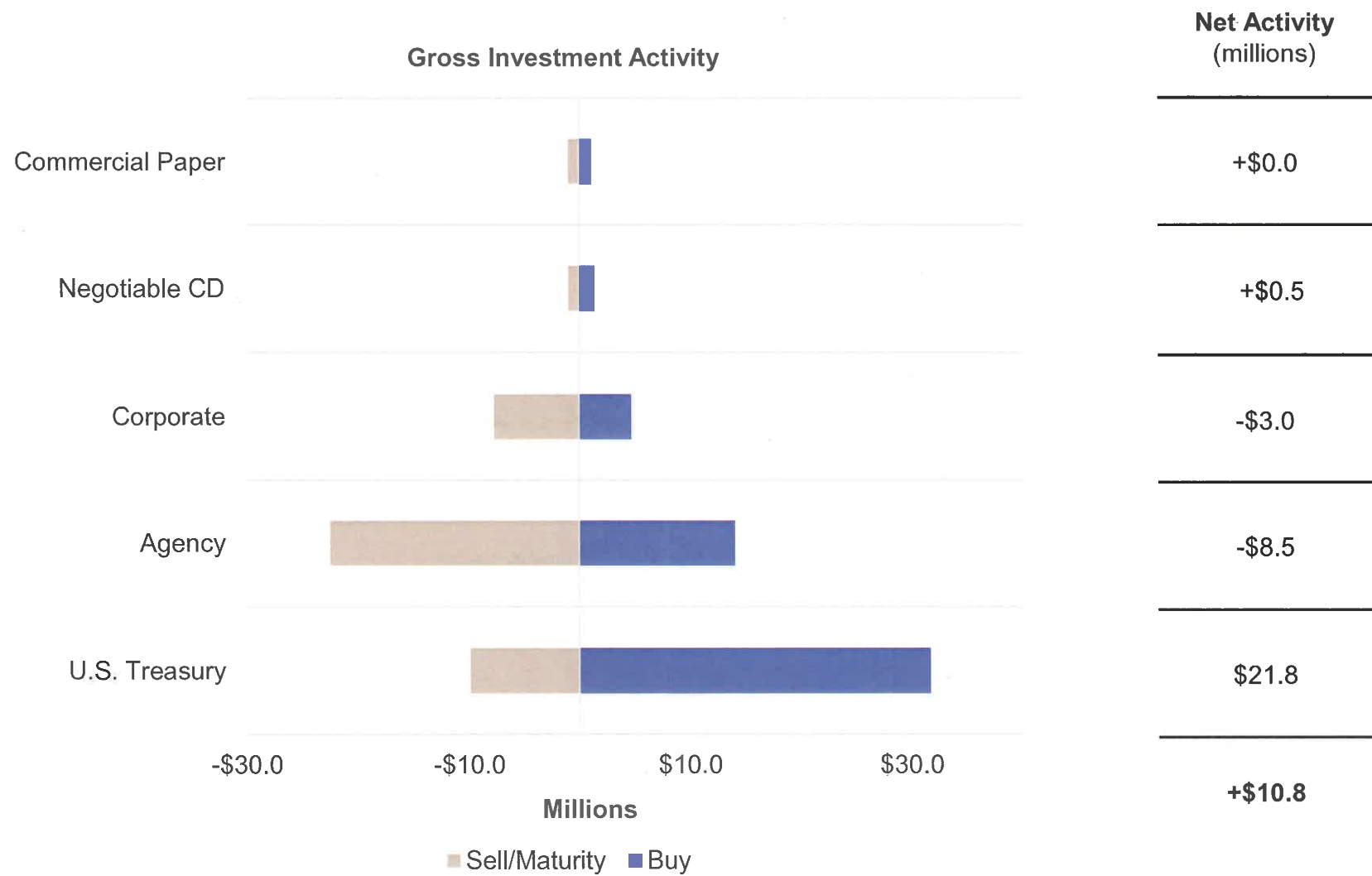
Investment Strategy & Portfolio Review

Sector Allocation & Compliance

- The portfolio is in compliance with IEUA's Investment Policy and the California Government Code.

| Security Type | Market Value as of 6/30/19 | % of Portfolio | % Change vs. 6/30/18 | Permitted by Policy | In Compliance |
|-----------------------------|-------------------------------|-------------------|-------------------------|------------------------|---------------|
| U.S. Treasury | \$47,285,323 | 50.7% | 20.2% | 100% | ✓ |
| Federal Agency | \$24,662,700 | 26.4% | -13.9% | 100% | ✓ |
| Municipal Obligations | \$998,970 | 1.1% | -0.2% | 100% | ✓ |
| Negotiable CDs | \$3,902,838 | 4.2% | -0.1% | 30% | ✓ |
| Corporate Notes | \$15,426,731 | 16.5% | -5.9% | 30% | ✓ |
| Commercial Paper | \$1,017,196 | 1.1% | -0.1% | 25% | ✓ |
| Securities Sub-Total | \$93,293,758 | 100.0% | | | |
| Accrued Interest | \$564,196 | | | | |
| Total Investments | \$93,857,954 | | | | |

Investment Activity FY 2018/19

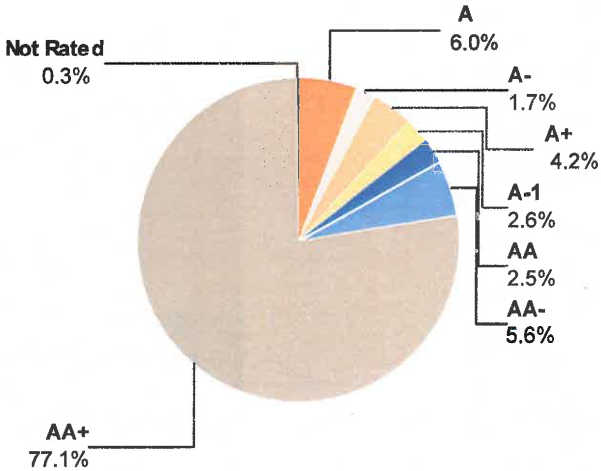


Portfolio Statistics

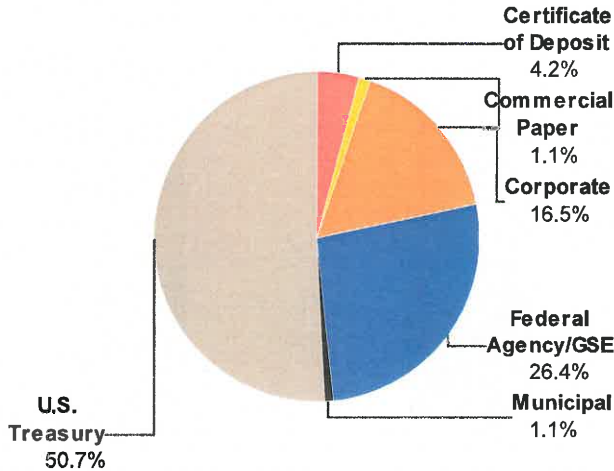
As of June 30, 2019

| | |
|------------------------|--------------|
| Par Value: | \$92,231,000 |
| Total Market Value: | \$93,857,953 |
| Security Market Value: | \$93,293,757 |
| Accrued Interest: | \$564,196 |
| Cash: | - |
| Amortized Cost: | \$91,332,247 |
| Yield at Market: | 1.91% |
| Yield at Cost: | 2.69% |
| Effective Duration: | 2.55 Years |
| Duration to Worst: | 2.55 Years |
| Average Maturity: | 2.71 Years |
| Average Credit: * | AA |

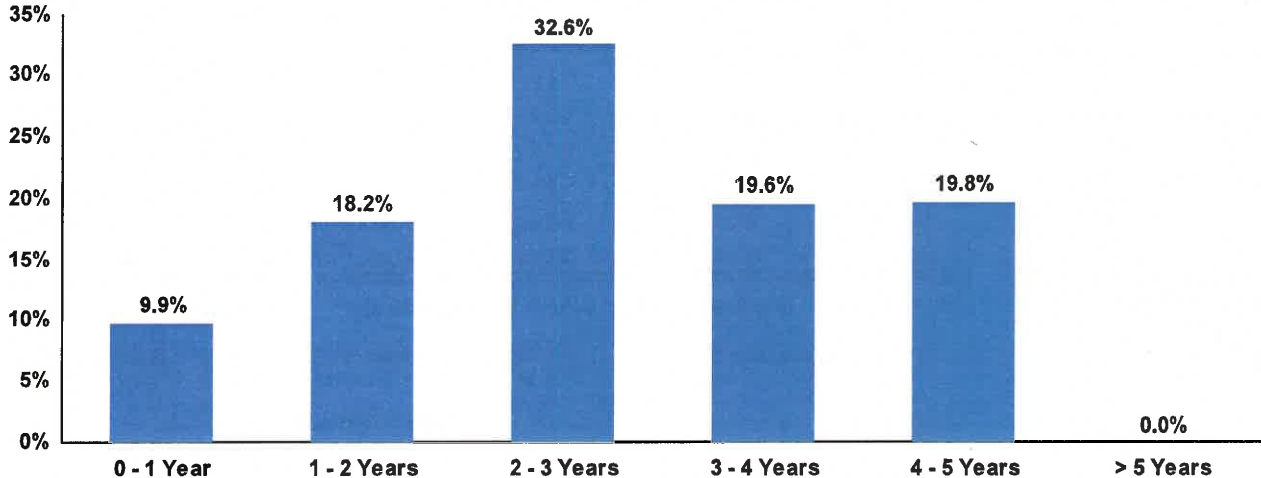
Credit Quality (S&P Ratings)**



Sector Allocation




Maturity Distribution



*An average of each security's credit rating assigned a numeric value and adjusted for its relative weighting in the portfolio. **Securities held in the portfolio are in compliance with California Government Code and the Agency's Investment Policy dated February 2018.

Sector Allocation

| Sector | June 30, 2019 | | March 31, 2019 | | December 31, 2018 | | September 30, 2018 | |
|------------------------|---------------|---------------|----------------|---------------|-------------------|---------------|--------------------|---------------|
| | MV (\$MM) | % of Total | MV (\$MM) | % of Total | MV (\$MM) | % of Total | MV (\$MM) | % of Total |
| U.S. Treasury | 47.3 | 50.7% | 45.4 | 49.3% | 33.6 | 41.1% | 32.1 | 40.1% |
| Federal Agency/GSE | 24.7 | 26.4% | 27.1 | 29.5% | 30.0 | 36.7% | 28.8 | 36.0% |
| Corporate | 15.4 | 16.5% | 13.6 | 14.8% | 11.8 | 14.5% | 12.9 | 16.1% |
| Certificate of Deposit | 3.9 | 4.2% | 3.9 | 4.2% | 4.3 | 5.3% | 4.4 | 5.4% |
| Commercial Paper | 1.0 | 1.1% | 1.0 | 1.1% | 1.0 | 1.2% | 1.0 | 1.2% |
| Municipal | 1.0 | 1.1% | 1.0 | 1.1% | 1.0 | 1.2% | 1.0 | 1.2% |
| Total | \$93.3 | 100.0% | \$92.1 | 100.0% | \$81.7 | 100.0% | \$80.2 | 100.0% |

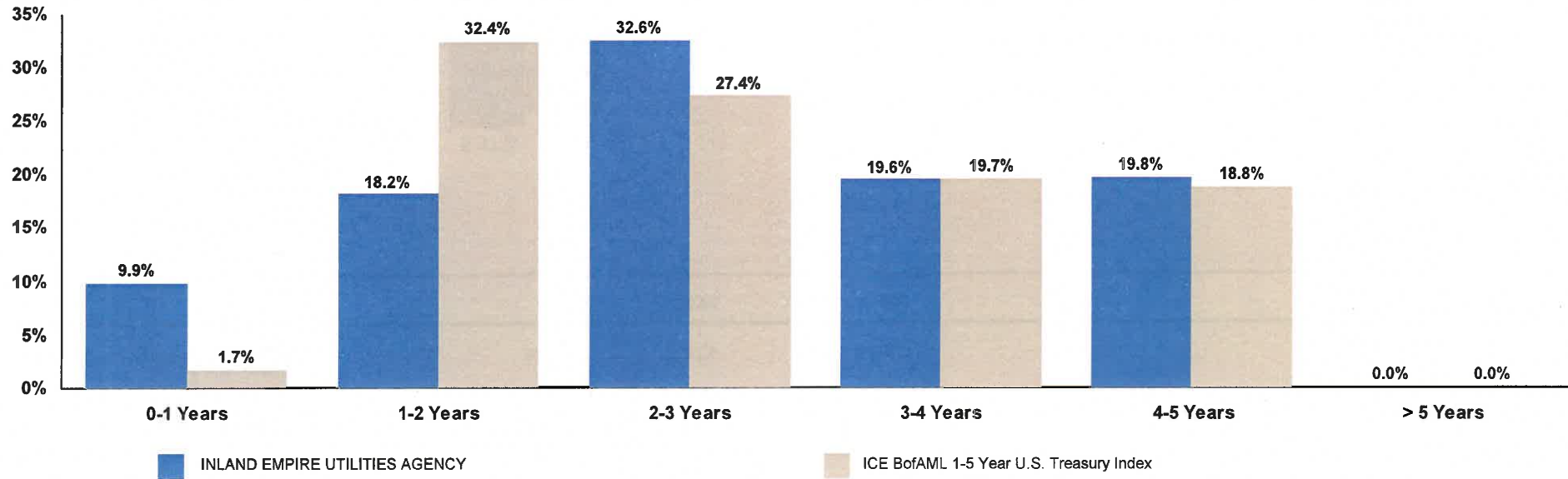


Detail may not add to total due to rounding.

Maturity Distribution

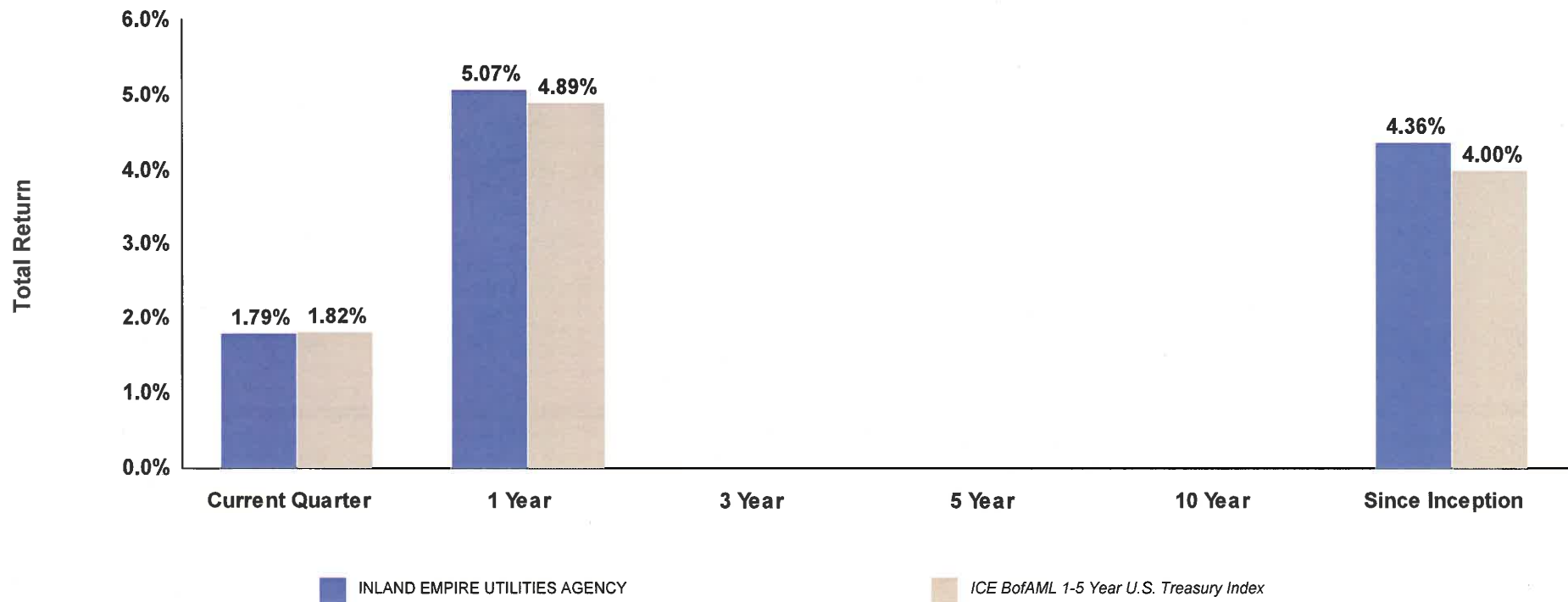
As of June 30, 2019

| Portfolio/Benchmark | Yield at Market | Average Maturity | 0-1 Years | 1-2 Years | 2-3 Years | 3-4 Years | 4-5 Years | >5 Years |
|--|-----------------|------------------|-----------|-----------|-----------|-----------|-----------|----------|
| INLAND EMPIRE UTILITIES AGENCY | 1.91% | 2.71 yrs | 9.9% | 18.2% | 32.6% | 19.6% | 19.8% | 0.0% |
| ICE BofAML 1-5 Year U.S. Treasury Index | 1.77% | 2.75 yrs | 1.7% | 32.4% | 27.4% | 19.7% | 18.8% | 0.0% |



Portfolio Performance (Total Return)

| Portfolio/Benchmark | Effective Duration | Current Quarter | Annualized Return | | | | Since Inception (03/31/18) |
|---|--------------------|-----------------|-------------------|--------|--------|---------|----------------------------|
| | | | 1 Year | 3 Year | 5 Year | 10 Year | |
| INLAND EMPIRE UTILITIES AGENCY | 2.55 | 1.79% | 5.07% | - | - | - | 4.36% |
| ICE BofAML 1-5 Year U.S. Treasury Index | 2.56 | 1.82% | 4.89% | - | - | - | 4.00% |
| Difference | | -0.03% | 0.18% | - | - | - | 0.36% |



Portfolio performance is gross of fees unless otherwise indicated.

Portfolio Earnings*Quarter-Ended June 30, 2019*

| | <u>Market Value Basis</u> | <u>Accrual (Amortized Cost) Basis</u> |
|-------------------------------------|---------------------------|---------------------------------------|
| Beginning Value (03/31/2019) | \$92,067,083.55 | \$91,127,819.44 |
| Net Purchases/Sales | \$103,890.65 | \$103,890.65 |
| Change in Value | \$1,122,783.01 | \$100,537.25 |
| Ending Value (06/30/2019) | \$93,293,757.21 | \$91,332,247.34 |
| Interest Earned | \$532,303.69 | \$532,303.69 |
| Portfolio Earnings | \$1,655,086.70 | \$632,840.94 |

Issuer Distribution

Issuer Distribution

As of June 30, 2019

| Issuer | Market Value (\$) | % of Portfolio |
|---|-------------------|----------------|
| UNITED STATES TREASURY | 47,285,323 | 50.7% |
| FEDERAL HOME LOAN BANKS | 9,064,626 | 9.7% |
| FANNIE MAE | 9,003,023 | 9.7% |
| FREDDIE MAC | 6,595,051 | 7.1% |
| THE BANK OF NEW YORK MELLON CORPORATION | 2,848,119 | 3.1% |
| ORACLE CORP | 1,441,563 | 1.6% |
| BANK OF NOVA SCOTIA | 1,421,827 | 1.5% |
| BANK OF MONTREAL | 1,409,736 | 1.5% |
| PFIZER INC | 1,298,976 | 1.4% |
| TOYOTA MOTOR CORP | 1,213,213 | 1.3% |
| JP MORGAN CHASE & CO | 1,017,196 | 1.1% |
| CITY OF SAN DIEGO, CA | 998,970 | 1.1% |
| AMAZON.COM INC | 944,071 | 1.0% |
| PACCAR FINANCIAL CORP | 941,370 | 1.0% |
| ROYAL BANK OF CANADA | 831,107 | 0.9% |
| VISA INC | 828,454 | 0.9% |
| THE WALT DISNEY CORPORATION | 821,716 | 0.9% |
| BURLINGTON NORTHERN SANTA FE | 820,294 | 0.9% |

Top 5 = 80.2%

Top 10 = 87.4%

| Issuer | Market Value (\$) | % of Portfolio |
|---------------------------|-------------------|----------------|
| AMERICAN EXPRESS CO | 808,546 | 0.9% |
| BANK OF AMERICA CO | 802,013 | 0.9% |
| AMERICAN HONDA FINANCE | 791,353 | 0.9% |
| BOEING COMPANY | 768,685 | 0.8% |
| UNITED PARCEL SERVICE INC | 757,622 | 0.8% |
| HERSHEY COMPANY | 340,737 | 0.4% |
| SYNCHRONY BANK | 240,168 | 0.3% |
| Grand Total: | 93,293,757 | 100.0% |

Portfolio Transactions

Quarterly Portfolio Transactions

| Tran. Type | Trade Date | Settle Date | Par (\$) | CUSIP | Security Description | Coupon | Maturity Date | Transact Amt (\$) | Yield | Realized G/L (BV) |
|------------|------------|-------------|--------------|-----------|-----------------------------------|--------|---------------|-------------------|-------|-------------------|
| INTEREST | 4/1/19 | 4/1/19 | 725,000.00 | 911308AA2 | UNITED PARCEL SERVICE CORP NOTES | 8.37% | 4/1/20 | 30,359.38 | | |
| INTEREST | 4/2/19 | 4/2/19 | 240,000.00 | 87164WKQ0 | SYNCHRONY BANK CERT DEPOS | 2.25% | 10/2/20 | 2,692.60 | | |
| BUY | 4/2/19 | 4/4/19 | 1,260,000.00 | 717081ES8 | PFIZER INC CORP NOTES | 2.95% | 3/15/24 | (1,278,767.35) | 2.67% | |
| SELL | 4/2/19 | 4/4/19 | 600,000.00 | 3130ADN32 | FHLB NOTES | 2.12% | 2/11/20 | 600,287.08 | 2.44% | 408.95 |
| MATURITY | 4/3/19 | 4/3/19 | 570,000.00 | 313384DW6 | FEDERAL HOME LOAN BANKS DISC NOTE | 0.00% | 4/3/19 | 570,000.00 | | 0.00 |
| INTEREST | 4/5/19 | 4/5/19 | 1,655,000.00 | 3135G0T78 | FANNIE MAE AGENCY NOTES | 2.00% | 10/5/22 | 16,550.00 | | |
| BUY | 4/11/19 | 4/15/19 | 935,000.00 | 023135AW6 | AMAZON.COM INC BONDS | 2.40% | 2/22/23 | (929,299.62) | 2.66% | |
| SELL | 4/11/19 | 4/15/19 | 955,000.00 | 912828P79 | US TREASURY NOTES | 1.50% | 2/28/23 | 928,327.15 | 2.31% | 13,086.13 |
| INTEREST | 4/12/19 | 4/12/19 | 1,865,000.00 | 3130AF5B9 | FEDERAL HOME LOAN BANKS NOTES | 3.00% | 10/12/21 | 27,975.00 | | |
| INTEREST | 4/13/19 | 4/13/19 | 2,510,000.00 | 3135G0U27 | FANNIE MAE NOTES | 2.50% | 4/13/21 | 31,375.00 | | |
| INTEREST | 4/21/19 | 4/21/19 | 800,000.00 | 06051GFZ7 | BANK OF AMERICA CORP NOTE | 2.50% | 10/21/22 | 10,012.00 | | |
| INTEREST | 4/28/19 | 4/28/19 | 1,375,000.00 | 06406RAG2 | BANK OF NY MELLON CORP | 3.50% | 4/28/23 | 24,062.50 | | |
| INTEREST | 4/30/19 | 4/30/19 | 1,600,000.00 | 9128283C2 | US TREASURY N/B NOTES | 2.00% | 10/31/22 | 16,000.00 | | |
| INTEREST | 4/30/19 | 4/30/19 | 2,550,000.00 | 912828X47 | US TREASURY NOTES | 1.87% | 4/30/22 | 23,906.25 | | |
| INTEREST | 4/30/19 | 4/30/19 | 580,000.00 | 912828F96 | US TREASURY NOTES | 2.00% | 10/31/21 | 5,800.00 | | |
| BUY | 5/1/19 | 5/3/19 | 650,000.00 | 9128285D8 | UNITED STATES TREASURY NOTES | 2.87% | 9/30/23 | (668,772.83) | 2.25% | |
| SELL | 5/1/19 | 5/3/19 | 675,000.00 | 3130ADN32 | FHLB NOTES | 2.12% | 2/11/20 | 676,586.44 | 2.45% | 357.20 |
| SELL | 5/3/19 | 5/7/19 | 945,000.00 | 912828X47 | US TREASURY NOTES | 1.87% | 4/30/22 | 933,598.37 | 2.31% | 8,765.55 |
| BUY | 5/3/19 | 5/10/19 | 930,000.00 | 69371RP83 | PACCAR FINANCIAL CORP CORP NOTES | 2.65% | 5/10/22 | (929,497.80) | 2.67% | |
| INTEREST | 5/15/19 | 5/15/19 | 335,000.00 | 427866BA5 | HERSHEY COMPANY CORP NOTES | 3.10% | 5/15/21 | 5,192.50 | | |

INLAND EMPIRE UTILITIES AGENCY

Portfolio Activity

| Tran. Type | Trade Date | Settle Date | Par (\$) | CUSIP | Security Description | Coupon | Maturity Date | Transact Amt (\$) | Yield | Realized G/L (BV) |
|---------------|------------|-------------|--------------|-----------|--|--------|---------------|-------------------|-------|-------------------|
| INTEREST | 5/15/19 | 5/15/19 | 3,450,000.00 | 912828WE6 | US TREASURY NOTES | 2.75% | 11/15/23 | 47,437.50 | | |
| BUY | 5/22/19 | 5/28/19 | 1,520,000.00 | 3130AGGK5 | FHLB BONDS (CALLABLE) | 2.65% | 5/23/22 | (1,520,331.44) | 2.66% | |
| BUY | 5/24/19 | 5/24/19 | 1,513,000.00 | 912796VE6 | UNITED STATES TREASURY BILL | 0.00% | 6/4/19 | (1,511,944.33) | 2.29% | |
| INTEREST | 5/24/19 | 5/24/19 | 1,500,000.00 | 94988J5D5 | WELLS FARGO BANK NA NOTES | 1.75% | 5/24/19 | 13,125.00 | | |
| MATURITY | 5/24/19 | 5/24/19 | 1,500,000.00 | 94988J5D5 | WELLS FARGO BANK NA NOTES | 1.75% | 5/24/19 | 1,500,000.00 | | 0.00 |
| INTEREST | 5/26/19 | 5/26/19 | 1,350,000.00 | 3136G3QE8 | FNMA NOTE (EX-CALLABLE) | 1.25% | 8/26/19 | 8,437.50 | | |
| INTEREST | 5/28/19 | 5/28/19 | 1,520,000.00 | 3134GS2K0 | FREDDIE MAC NOTES (CALLED OMD 2/28/22) | 2.85% | 5/28/19 | 10,830.00 | | |
| MATURITY | 5/28/19 | 5/28/19 | 1,520,000.00 | 3134GS2K0 | FREDDIE MAC NOTES (CALLED OMD 2/28/22) | 2.85% | 5/28/19 | 1,520,000.00 | | 0.00 |
| INTEREST | 5/31/19 | 5/31/19 | 2,525,000.00 | 912828U57 | US TREASURY NOTES | 2.12% | 11/30/23 | 26,828.13 | | |
| INTEREST | 5/31/19 | 5/31/19 | 2,555,000.00 | 912828U65 | US TREASURY NOTES | 1.75% | 11/30/21 | 22,356.25 | | |
| BUY | 6/3/19 | 6/4/19 | 2,345,000.00 | 912828X70 | US TREASURY N/B NOTES | 2.00% | 4/30/24 | (2,359,994.78) | 1.90% | |
| SELL | 6/3/19 | 6/4/19 | 850,000.00 | 3136G3QE8 | FNMA NOTE (EX-CALLABLE) | 1.25% | 8/26/19 | 848,043.11 | 2.39% | (2,193.00) |
| MATURITY | 6/4/19 | 6/4/19 | 1,513,000.00 | 912796VE6 | UNITED STATES TREASURY BILL | 0.00% | 6/4/19 | 1,513,000.00 | | 0.00 |
| INTEREST | 6/5/19 | 6/5/19 | 1,410,000.00 | 06417GU22 | BANK OF NOVA SCOTIA HOUSTON CD | 3.08% | 6/5/20 | 21,714.00 | | |
| INTEREST | 6/7/19 | 6/7/19 | 815,000.00 | 78012UEE1 | ROYAL BANK OF CANADA NY CD | 3.24% | 6/7/21 | 13,203.00 | | |
| INTEREST | 6/8/19 | 6/8/19 | 870,000.00 | 3130A0F70 | FEDERAL HOME LOAN BANKS NOTES | 3.37% | 12/8/23 | 14,681.25 | | |
| INTEREST | 6/19/19 | 6/19/19 | 1,450,000.00 | 3137EAEN5 | FREDDIE MAC NOTES | 2.75% | 6/19/23 | 19,937.50 | | |
| INTEREST | 6/30/19 | 6/30/19 | 1,300,000.00 | 912828XW5 | US TREASURY NOTES | 1.75% | 6/30/22 | 11,375.00 | | |
| INTEREST | 6/30/19 | 6/30/19 | 2,000,000.00 | 912828S35 | US TREASURY NOTES | 1.37% | 6/30/23 | 13,750.00 | | |
| INTEREST | 6/30/19 | 6/30/19 | 120,000.00 | 9128285U0 | US TREASURY N/B | 2.62% | 12/31/23 | 1,575.00 | | |
| INTEREST | 6/30/19 | 6/30/19 | 2,781,000.00 | 912828WR7 | US TREASURY NOTES | 2.12% | 6/30/21 | 29,548.13 | | |
| TOTALS | | | | | | | | 339,957.49 | | 20,424.83 |

Portfolio Holdings

Managed Account Detail of Securities Held

| Security Type/Description Dated Date/Coupon/Maturity | CUSIP | Par | S&P Rating | Moody's Rating | Trade Date | Settle Date | Original Cost | YTM at Cost | Accrued Interest | Amortized Cost | Market Value |
|---|-----------|--------------|---------------|-------------------|---------------|----------------|------------------|----------------|---------------------|-------------------|-----------------|
| U.S. Treasury Bond / Note | | | | | | | | | | | |
| US TREASURY N/B DTD 07/17/2017 1.500% 07/15/2020 | 9128282J8 | 2,195,000.00 | AA+ | Aaa | 4/17/2018 | 4/18/2018 | 2,149,127.93 | 2.46 | 15,189.16 | 2,173,461.72 | 2,184,883.25 |
| US TREASURY NOTES DTD 01/31/2014 2.125% 01/31/2021 | 912828B58 | 2,225,000.00 | AA+ | Aaa | 4/17/2018 | 4/18/2018 | 2,201,011.72 | 2.53 | 19,722.29 | 2,211,196.23 | 2,235,168.25 |
| US TREASURY N/B NOTES DTD 02/15/2018 2.250% 02/15/2021 | 9128283X6 | 1,900,000.00 | AA+ | Aaa | 1/23/2019 | 1/24/2019 | 1,886,937.50 | 2.59 | 16,060.77 | 1,889,656.88 | 1,912,914.30 |
| US TREASURY NOTES DTD 06/30/2014 2.125% 06/30/2021 | 912828WR7 | 2,781,000.00 | AA+ | Aaa | 3/14/2019 | 3/15/2019 | 2,761,120.20 | 2.45 | 160.59 | 2,763,679.21 | 2,800,989.83 |
| US TREASURY NOTES DTD 07/31/2014 2.250% 07/31/2021 | 912828WY2 | 2,615,000.00 | AA+ | Aaa | 4/16/2018 | 4/17/2018 | 2,588,543.55 | 2.57 | 24,542.71 | 2,598,026.45 | 2,640,946.03 |
| US TREASURY NOTES DTD 10/31/2014 2.000% 10/31/2021 | 912828F96 | 580,000.00 | AA+ | Aaa | 7/16/2018 | 7/17/2018 | 567,425.78 | 2.69 | 1,954.35 | 570,979.99 | 583,511.90 |
| US TREASURY NOTES DTD 11/30/2016 1.750% 11/30/2021 | 912828U65 | 2,555,000.00 | AA+ | Aaa | 4/16/2018 | 4/17/2018 | 2,480,346.09 | 2.60 | 3,787.12 | 2,504,458.04 | 2,555,797.16 |
| US TREASURY NOTES DTD 03/31/2017 1.875% 03/31/2022 | 912828W89 | 3,070,000.00 | AA+ | Aaa | 8/1/2018 | 8/3/2018 | 2,969,265.63 | 2.82 | 14,469.26 | 2,993,417.01 | 3,083,550.98 |
| US TREASURY NOTES DTD 03/31/2017 1.875% 03/31/2022 | 912828W89 | 3,790,000.00 | AA+ | Aaa | 9/4/2018 | 9/6/2018 | 3,678,224.61 | 2.75 | 17,862.70 | 3,702,929.75 | 3,806,729.06 |
| US TREASURY NOTES DTD 03/31/2017 1.875% 03/31/2022 | 912828W89 | 2,500,000.00 | AA+ | Aaa | 4/24/2018 | 4/25/2018 | 2,418,750.00 | 2.75 | 11,782.79 | 2,442,317.23 | 2,511,035.00 |
| US TREASURY NOTES DTD 05/01/2017 1.875% 04/30/2022 | 912828X47 | 1,605,000.00 | AA+ | Aaa | 4/16/2018 | 4/17/2018 | 1,558,480.08 | 2.64 | 5,070.14 | 1,571,864.36 | 1,611,456.92 |
| US TREASURY NOTES DTD 06/30/2017 1.750% 06/30/2022 | 912828XW5 | 1,300,000.00 | AA+ | Aaa | 7/2/2018 | 7/5/2018 | 1,252,570.31 | 2.72 | 61.82 | 1,263,868.15 | 1,301,625.00 |
| US TREASURY NOTES DTD 09/30/2015 1.750% 09/30/2022 | 912828L57 | 2,065,000.00 | AA+ | Aaa | 6/4/2018 | 6/6/2018 | 1,980,706.05 | 2.76 | 9,083.74 | 2,000,685.20 | 2,066,451.70 |
| US TREASURY N/B NOTES DTD 10/31/2017 2.000% 10/31/2022 | 9128283C2 | 1,600,000.00 | AA+ | Aaa | 5/2/2018 | 5/4/2018 | 1,546,625.00 | 2.80 | 5,391.30 | 1,559,769.49 | 1,614,000.00 |
| US TREASURY NOTES DTD 02/01/2016 1.750% 01/31/2023 | 912828P38 | 1,040,000.00 | AA+ | Aaa | 10/2/2018 | 10/4/2018 | 990,356.25 | 2.93 | 7,591.71 | 998,439.94 | 1,040,731.12 |

Managed Account Detail of Securities Held

| Security Type/Description Dated Date/Coupon/Maturity | CUSIP | Par | S&P Rating | Moody's Rating | Trade Date | Settle Date | Original Cost | YTM at Cost | Accrued Interest | Amortized Cost | Market Value |
|--|-----------|----------------------|---------------|-------------------|---------------|----------------|----------------------|----------------|---------------------|----------------------|----------------------|
| U.S. Treasury Bond / Note | | | | | | | | | | | |
| US TREASURY NOTES DTD 02/29/2016 1.500% 02/28/2023 | 912828P79 | 1,275,000.00 | AA+ | Aaa | 7/2/2018 | 7/5/2018 | 1,206,269.53 | 2.74 | 6,392.32 | 1,220,176.30 | 1,264,789.80 |
| US TREASURY NOTES DTD 02/29/2016 1.500% 02/28/2023 | 912828P79 | 305,000.00 | AA+ | Aaa | 4/16/2018 | 4/17/2018 | 288,534.77 | 2.69 | 1,529.14 | 292,412.69 | 302,557.56 |
| US TREASURY NOTES DTD 03/31/2016 1.500% 03/31/2023 | 912828Q29 | 1,235,000.00 | AA+ | Aaa | 2/8/2019 | 2/12/2019 | 1,189,507.62 | 2.44 | 4,656.56 | 1,193,529.29 | 1,224,724.80 |
| US TREASURY NOTES DTD 06/30/2016 1.375% 06/30/2023 | 912828S35 | 2,000,000.00 | AA+ | Aaa | 1/23/2019 | 1/24/2019 | 1,899,453.13 | 2.58 | 74.73 | 1,908,860.00 | 1,972,266.00 |
| US TREASURY NOTES DTD 08/01/2016 1.250% 07/31/2023 | 912828S92 | 1,260,000.00 | AA+ | Aaa | 2/8/2019 | 2/12/2019 | 1,196,950.78 | 2.44 | 6,569.75 | 1,202,113.76 | 1,235,784.06 |
| UNITED STATES TREASURY NOTES DTD 10/01/2018 2.875% 09/30/2023 | 9128285D8 | 650,000.00 | AA+ | Aaa | 5/1/2019 | 5/3/2019 | 667,087.89 | 2.25 | 4,697.40 | 666,493.52 | 679,986.45 |
| US TREASURY NOTES DTD 11/15/2013 2.750% 11/15/2023 | 912828WE6 | 3,450,000.00 | AA+ | Aaa | 3/6/2019 | 3/8/2019 | 3,484,904.30 | 2.52 | 12,117.19 | 3,482,742.16 | 3,595,006.95 |
| US TREASURY NOTES DTD 11/30/2016 2.125% 11/30/2023 | 912828U57 | 2,525,000.00 | AA+ | Aaa | 1/7/2019 | 1/9/2019 | 2,479,826.17 | 2.52 | 4,544.66 | 2,484,004.23 | 2,565,341.93 |
| US TREASURY N/B DTD 12/31/2018 2.625% 12/31/2023 | 9128285U0 | 120,000.00 | AA+ | Aaa | 1/30/2019 | 1/31/2019 | 120,356.25 | 2.56 | 8.56 | 120,329.02 | 124,518.72 |
| US TREASURY N/B NOTES DTD 05/01/2017 2.000% 04/30/2024 | 912828X70 | 2,345,000.00 | AA+ | Aaa | 6/3/2019 | 6/4/2019 | 2,355,534.18 | 1.90 | 7,901.63 | 2,355,386.08 | 2,370,555.81 |
| Security Type Sub-Total | | 46,986,000.00 | | | | | 45,917,915.32 | 2.59 | 201,222.39 | 46,170,796.70 | 47,285,322.58 |
| Municipal Bond / Note | | | | | | | | | | | |
| UNIV OF CAL TXBL REV BONDS DTD 02/09/2017 1.625% 09/01/2019 | 79730WBG4 | 1,000,000.00 | AA | NR | 2/9/2017 | 2/9/2017 | 996,800.00 | 1.75 | 5,416.67 | 999,787.74 | 998,970.00 |
| Security Type Sub-Total | | 1,000,000.00 | | | | | 996,800.00 | 1.75 | 5,416.67 | 999,787.74 | 998,970.00 |
| Federal Agency Bond / Note | | | | | | | | | | | |

Managed Account Detail of Securities Held

| Security Type/Description Dated Date/Coupon/Maturity | CUSIP | Par | S&P Rating | Moody's Rating | Trade Date | Settle Date | Original Cost | YTM at Cost | Accrued Interest | Amortized Cost | Market Value |
|---|-----------|--------------|---------------|-------------------|---------------|----------------|------------------|----------------|---------------------|-------------------|-----------------|
| Federal Agency Bond / Note | | | | | | | | | | | |
| FNMA NOTE (EX-CALLABLE) DTD 05/26/2016 1.250% 08/26/2019 | 3136G3QE8 | 500,000.00 | AA+ | Aaa | 6/9/2016 | 6/9/2016 | 500,000.00 | 1.25 | 607.64 | 500,000.00 | 499,225.00 |
| FHLB NOTES DTD 02/09/2018 2.125% 02/11/2020 | 3130ADN32 | 2,000,000.00 | AA+ | Aaa | 4/24/2018 | 4/25/2018 | 1,986,100.00 | 2.52 | 16,527.78 | 1,995,211.22 | 2,000,830.00 |
| FEDERAL HOME LOAN BANKS NOTES DTD 03/16/2018 2.375% 03/30/2020 | 3130ADUJ9 | 2,500,000.00 | AA+ | Aaa | 4/17/2018 | 4/18/2018 | 2,495,600.00 | 2.47 | 15,008.68 | 2,498,297.15 | 2,507,260.00 |
| FREDDIE MAC NOTES DTD 02/16/2018 2.375% 02/16/2021 | 3137EAEL9 | 2,550,000.00 | AA+ | Aaa | 4/24/2018 | 4/25/2018 | 2,527,993.50 | 2.70 | 22,710.94 | 2,537,097.99 | 2,572,080.45 |
| FREDDIE MAC NOTES DTD 02/16/2018 2.375% 02/16/2021 | 3137EAEL9 | 2,500,000.00 | AA+ | Aaa | 4/16/2018 | 4/17/2018 | 2,485,350.00 | 2.59 | 22,265.63 | 2,491,487.35 | 2,521,647.50 |
| FANNIE MAE NOTES DTD 04/13/2018 2.500% 04/13/2021 | 3135G0U27 | 2,510,000.00 | AA+ | Aaa | 4/16/2018 | 4/17/2018 | 2,502,670.80 | 2.60 | 13,595.83 | 2,505,563.63 | 2,539,279.15 |
| FEDERAL HOME LOAN BANKS NOTES DTD 10/12/2018 3.000% 10/12/2021 | 3130AF5B9 | 1,865,000.00 | AA+ | Aaa | 1/23/2019 | 1/24/2019 | 1,882,717.50 | 2.63 | 12,277.92 | 1,879,990.29 | 1,914,676.14 |
| FANNIE MAE NOTES DTD 01/11/2019 2.625% 01/11/2022 | 3135G0U92 | 795,000.00 | AA+ | Aaa | 1/9/2019 | 1/11/2019 | 794,427.60 | 2.65 | 9,854.69 | 794,514.76 | 811,509.77 |
| FHLB BONDS (CALLABLE) DTD 05/23/2019 2.650% 05/23/2022 | 3130AGGK5 | 1,520,000.00 | AA+ | Aaa | 5/22/2019 | 5/28/2019 | 1,519,772.00 | 2.66 | 4,251.78 | 1,519,779.34 | 1,520,439.28 |
| FANNIE MAE AGENCY NOTES DTD 10/06/2017 2.000% 10/05/2022 | 3135G0T78 | 1,655,000.00 | AA+ | Aaa | 4/16/2018 | 4/17/2018 | 1,603,678.45 | 2.74 | 7,907.22 | 1,616,935.56 | 1,666,581.69 |
| FREDDIE MAC NOTES DTD 06/11/2018 2.750% 06/19/2023 | 3137EAEN5 | 1,450,000.00 | AA+ | Aaa | 7/2/2018 | 7/5/2018 | 1,444,461.00 | 2.83 | 1,329.17 | 1,445,514.96 | 1,501,322.75 |
| FANNIE MAE NOTES DTD 09/14/2018 2.875% 09/12/2023 | 3135G0U43 | 855,000.00 | AA+ | Aaa | 12/3/2018 | 12/6/2018 | 853,272.90 | 2.92 | 7,442.66 | 853,485.93 | 890,476.52 |
| FANNIE MAE NOTES DTD 09/14/2018 2.875% 09/12/2023 | 3135G0U43 | 1,820,000.00 | AA+ | Aaa | 11/1/2018 | 11/5/2018 | 1,803,274.20 | 3.08 | 15,842.85 | 1,805,427.86 | 1,895,517.26 |
| FEDERAL HOME LOAN BANKS NOTES DTD 12/09/2013 3.375% 12/08/2023 | 3130A0F70 | 870,000.00 | AA+ | Aaa | 1/30/2019 | 1/31/2019 | 895,642.28 | 2.72 | 1,875.94 | 893,587.27 | 925,567.77 |
| FANNIE MAE NOTES DTD 02/08/2019 2.500% 02/05/2024 | 3135G0V34 | 680,000.00 | AA+ | Aaa | 2/7/2019 | 2/8/2019 | 677,470.40 | 2.58 | 6,752.78 | 677,659.64 | 700,433.32 |

Managed Account Detail of Securities Held

| Security Type/Description Dated Date/Coupon/Maturity | CUSIP | Par | S&P Rating | Moody's Rating | Trade Date | Settle Date | Original Cost | YTM at Cost | Accrued Interest | Amortized Cost | Market Value |
|---|-----------|----------------------|---------------|-------------------|---------------|----------------|----------------------|----------------|---------------------|----------------------|----------------------|
| Federal Agency Bond / Note | | | | | | | | | | | |
| FHLB BONDS DTD 02/15/2019 2.500% 02/13/2024 | 3130AFW94 | 190,000.00 | AA+ | Aaa | 2/14/2019 | 2/15/2019 | 189,327.40 | 2.58 | 1,794.44 | 189,375.28 | 195,853.14 |
| Security Type Sub-Total | | 24,260,000.00 | | | | | 24,161,758.03 | 2.65 | 160,045.95 | 24,203,928.23 | 24,662,699.74 |
| Corporate Note | | | | | | | | | | | |
| UNITED PARCEL SERVICE CORP NOTES DTD 12/20/1989 8.375% 04/01/2020 | 911308AA2 | 725,000.00 | A+ | A1 | 4/16/2018 | 4/18/2018 | 802,045.75 | 2.75 | 15,179.69 | 755,050.39 | 757,622.10 |
| TOYOTA MOTOR CREDIT CORP CORP NOTES DTD 01/08/2019 3.050% 01/08/2021 | 89236TFQ3 | 200,000.00 | AA- | Aa3 | 1/3/2019 | 1/8/2019 | 199,880.00 | 3.08 | 2,931.39 | 199,908.18 | 202,749.80 |
| HERSHEY COMPANY CORP NOTES DTD 05/10/2018 3.100% 05/15/2021 | 427866BA5 | 335,000.00 | A | A1 | 5/3/2018 | 5/10/2018 | 334,768.85 | 3.12 | 1,326.97 | 334,853.25 | 340,737.21 |
| AMERICAN HONDA FINANCE DTD 07/12/2016 1.650% 07/12/2021 | 02665WBF7 | 800,000.00 | A | A2 | 4/16/2018 | 4/18/2018 | 767,016.00 | 3.00 | 6,196.67 | 778,926.78 | 791,352.80 |
| BOEING CO CORP NOTES DTD 08/15/1991 8.750% 08/15/2021 | 097023AD7 | 680,000.00 | A | A2 | 4/16/2018 | 4/18/2018 | 805,677.60 | 2.88 | 22,477.78 | 761,594.79 | 768,684.92 |
| TOYOTA MOTOR CREDIT CORP BONDS DTD 01/09/2017 2.600% 01/11/2022 | 89236TDP7 | 1,000,000.00 | AA- | Aa3 | 4/25/2018 | 4/27/2018 | 978,790.00 | 3.21 | 12,277.78 | 985,280.60 | 1,010,463.00 |
| BANK OF NY MELLON CORP (CALLABLE) NOTES DTD 02/07/2017 2.600% 02/07/2022 | 06406RAA5 | 1,400,000.00 | A | A1 | 4/16/2018 | 4/18/2018 | 1,371,048.00 | 3.18 | 14,560.00 | 1,379,860.93 | 1,414,124.60 |
| AMERICAN EXPRESS CREDIT (CALLABLE) NOTES DTD 03/03/2017 2.700% 03/03/2022 | 0258M0EG0 | 800,000.00 | A- | A2 | 4/16/2018 | 4/18/2018 | 785,488.00 | 3.20 | 7,080.00 | 789,817.41 | 808,545.60 |
| WALT DISNEY COMPANY CORP NOTES DTD 03/06/2017 2.450% 03/04/2022 | 25468PDQ6 | 815,000.00 | A | A2 | 4/16/2018 | 4/18/2018 | 798,691.85 | 3.00 | 6,489.44 | 803,563.34 | 821,716.42 |

Managed Account Detail of Securities Held

| Security Type/Description Dated Date/Coupon/Maturity | CUSIP | Par | S&P Rating | Moody's Rating | Trade Date | Settle Date | Original Cost | YTM at Cost | Accrued Interest | Amortized Cost | Market Value |
|--|-----------|----------------------|---------------|-------------------|---------------|----------------|----------------------|----------------|---------------------|----------------------|----------------------|
| Corporate Note | | | | | | | | | | | |
| PACCAR FINANCIAL CORP CORP NOTES DTD 05/10/2019 2.650% 05/10/2022 | 69371RP83 | 930,000.00 | A+ | A1 | 5/3/2019 | 5/10/2019 | 929,497.80 | 2.67 | 3,491.38 | 929,520.73 | 941,370.18 |
| VISA INC (CALLABLE) NOTE DTD 09/11/2017 2.150% 09/15/2022 | 92826CAG7 | 825,000.00 | AA- | Aa3 | 4/16/2018 | 4/18/2018 | 795,407.25 | 3.03 | 5,222.71 | 803,110.13 | 828,454.28 |
| BANK OF AMERICA CORP NOTE DTD 10/21/2016 2.503% 10/21/2022 | 06051GFZ7 | 800,000.00 | A- | A2 | 4/16/2018 | 4/18/2018 | 769,264.00 | 3.43 | 3,893.56 | 777,016.49 | 802,012.80 |
| ORACLE CORP NOTES DTD 11/09/2017 2.625% 02/15/2023 | 68389XBR5 | 1,420,000.00 | AA- | A1 | 4/17/2018 | 4/19/2018 | 1,389,001.40 | 3.11 | 14,081.67 | 1,396,318.59 | 1,441,562.70 |
| AMAZON.COM INC BONDS DTD 06/06/2018 2.400% 02/22/2023 | 023135AW6 | 935,000.00 | AA- | A3 | 4/11/2019 | 4/15/2019 | 925,995.95 | 2.66 | 8,041.00 | 926,475.20 | 944,071.37 |
| BURLINGTN NORTH SANTA FE CORP NOTES DTD 03/12/2013 3.000% 03/15/2023 | 12189LAM3 | 800,000.00 | A+ | A3 | 4/16/2018 | 4/18/2018 | 790,800.00 | 3.26 | 7,066.67 | 792,934.34 | 820,293.60 |
| BANK OF NY MELLON CORP DTD 04/30/2018 3.500% 04/28/2023 | 06406RAG2 | 1,375,000.00 | A | A1 | 1/22/2019 | 1/24/2019 | 1,387,595.00 | 3.27 | 8,421.88 | 1,386,425.73 | 1,433,994.38 |
| PFIZER INC CORP NOTES DTD 03/11/2019 2.950% 03/15/2024 | 717081ES8 | 1,260,000.00 | AA | A1 | 4/2/2019 | 4/4/2019 | 1,276,392.60 | 2.67 | 11,357.50 | 1,275,646.86 | 1,298,975.58 |
| Security Type Sub-Total | | 15,100,000.00 | | | | | 15,107,360.05 | 3.03 | 150,096.09 | 15,076,303.74 | 15,426,731.34 |
| Commercial Paper | | | | | | | | | | | |
| JP MORGAN SECURITIES LLC COMM PAPER DTD 11/13/2018 0.000% 08/09/2019 | 46640QV99 | 1,020,000.00 | A-1 | P-1 | 11/13/2018 | 11/13/2018 | 997,135.00 | 3.07 | 0.00 | 1,016,685.00 | 1,017,196.02 |
| Security Type Sub-Total | | 1,020,000.00 | | | | | 997,135.00 | 3.07 | 0.00 | 1,016,685.00 | 1,017,196.02 |
| Certificate of Deposit | | | | | | | | | | | |
| BANK OF NOVA SCOTIA HOUSTON CD DTD 06/07/2018 3.080% 06/05/2020 | 06417GU22 | 1,410,000.00 | A-1 | P-1 | 6/5/2018 | 6/7/2018 | 1,409,464.20 | 3.10 | 3,136.47 | 1,409,745.93 | 1,421,827.08 |

Managed Account Detail of Securities Held

| Security Type/Description Dated Date/Coupon/Maturity | CUSIP | Par | S&P Rating | Moody's Rating | Trade Date | Settle Date | Original Cost | YTM at Cost | Accrued Interest | Amortized Cost | Market Value |
|--|-----------|------------------------|---------------|-------------------|---------------|----------------|------------------------|----------------|---------------------|------------------------|------------------------|
| Certificate of Deposit | | | | | | | | | | | |
| BANK OF MONTREAL CHICAGO CERT DEPOS DTD 08/03/2018 3.190% 08/03/2020 | 06370REU9 | 1,400,000.00 | A+ | Aa2 | 8/1/2018 | 8/3/2018 | 1,400,000.00 | 3.23 | 41,186.44 | 1,400,000.00 | 1,409,735.60 |
| SYNCHRONY BANK CERT DEPOS DTD 10/02/2015 2.250% 10/02/2020 | 87164WKQ0 | 240,000.00 | NR | NR | 10/2/2015 | 10/2/2015 | 240,000.00 | 2.25 | 1,331.51 | 240,000.00 | 240,168.00 |
| ROYAL BANK OF CANADA NY CD DTD 06/08/2018 3.240% 06/07/2021 | 78012JEE1 | 815,000.00 | AA- | Aa2 | 6/7/2018 | 6/8/2018 | 815,000.00 | 3.24 | 1,760.40 | 815,000.00 | 831,106.85 |
| Security Type Sub-Total | | 3,865,000.00 | | | | | 3,864,464.20 | 3.12 | 47,414.82 | 3,864,745.93 | 3,902,837.53 |
| Managed Account Sub Total | | 92,231,000.00 | | | | | 91,045,432.60 | 2.69 | 564,195.92 | 91,332,247.34 | 93,293,757.21 |
| Securities Sub-Total | | \$92,231,000.00 | | | | | \$91,045,432.60 | 2.69% | \$564,195.92 | \$91,332,247.34 | \$93,293,757.21 |
| Accrued Interest | | | | | | | | | | | \$564,195.92 |
| Total Investments | | | | | | | | | | | \$93,857,953.13 |

Bolded items are forward settling trades.

IMPORTANT DISCLOSURES

This material is based on information obtained from sources generally believed to be reliable and available to the public; however, PFM Asset Management LLC cannot guarantee its accuracy, completeness or suitability. This material is for general information purposes only and is not intended to provide specific advice or a specific recommendation. All statements as to what will or may happen under certain circumstances are based on assumptions, some, but not all of which, are noted in the presentation. Assumptions may or may not be proven correct as actual events occur, and results may depend on events outside of your or our control. Changes in assumptions may have a material effect on results. Past performance does not necessarily reflect and is not a guaranty of future results. The information contained in this presentation is not an offer to purchase or sell any securities.

- Market values that include accrued interest are derived from closing bid prices as of the last business day of the month as supplied by Interactive Data, Bloomberg, or Telerate. Where prices are not available from generally recognized sources, the securities are priced using a yield based matrix system to arrive at an estimated market value.
- In accordance with generally accepted accounting principles, information is presented on a trade date basis; forward settling purchases are included in the monthly balances, and forward settling sales are excluded.
- Performance is presented in accordance with the CFA Institute's Global Investment Performance Standards (GIPS). Unless otherwise noted, performance is shown gross of fees. Quarterly returns are presented on an unannualized basis. Returns for periods greater than one year are presented on an annualized basis. Past performance is not indicative of future returns.
- Bank of America/Merrill Lynch Indices provided by Bloomberg Financial Markets.
- Money market fund/cash balances are included in performance and duration computations.
- Standard & Poor's is the source of the credit ratings. Distribution of credit rating is exclusive of money market fund/LGIP holdings.
- Callable securities in the portfolio are included in the maturity distribution analysis to their stated maturity date, although, they may be called prior to maturity.
- MBS maturities are represented by expected average life.

GLOSSARY

- **ACCRUED INTEREST:** Interest that is due on a bond or other fixed income security since the last interest payment was made.
- **AGENCIES:** Federal agency securities and/or Government-sponsored enterprises.
- **AMORTIZED COST:** The original cost of the principal of the security is adjusted for the amount of the periodic reduction of any discount or premium from the purchase date until the date of the report. Discount or premium with respect to short-term securities (those with less than one year to maturity at time of issuance) is amortized on a straight line basis. Such discount or premium with respect to longer-term securities is amortized using the constant yield basis.
- **BANKERS' ACCEPTANCE:** A draft or bill or exchange accepted by a bank or trust company. The accepting institution guarantees payment of the bill as well as the insurer.
- **COMMERCIAL PAPER:** An unsecured obligation issued by a corporation or bank to finance its short-term credit needs, such as accounts receivable and inventory.
- **CONTRIBUTION TO DURATION:** Represents each sector or maturity range's relative contribution to the overall duration of the portfolio measured as a percentage weighting. Since duration is a key measure of interest rate sensitivity, the contribution to duration measures the relative amount or contribution of that sector or maturity range to the total rate sensitivity of the portfolio.
- **DURATION TO WORST:** A measure of the sensitivity of a security's price to a change in interest rates, stated in years, computed from cash flows to the maturity date or to the put date, whichever results in the highest yield to the investor.
- **EFFECTIVE DURATION:** A measure of the sensitivity of a security's price to a change in interest rates, stated in years.
- **EFFECTIVE YIELD:** The total yield an investor receives in relation to the nominal yield or coupon of a bond. Effective yield takes into account the power of compounding on investment returns, while nominal yield does not.
- **FDIC:** Federal Deposit Insurance Corporation. A federal agency that insures bank deposits to a specified amount.
- **INTEREST RATE:** Interest per year divided by principal amount and expressed as a percentage.
- **MARKET VALUE:** The value that would be received or paid for an investment in an orderly transaction between market participants at the measurement date.
- **MATURITY:** The date upon which the principal or stated value of an investment becomes due and payable.
- **NEGOTIABLE CERTIFICATES OF DEPOSIT:** A CD with a very large denomination, usually \$1 million or more, that can be traded in secondary markets.
- **PAR VALUE:** The nominal dollar face amount of a security.

GLOSSARY

- **PASS THROUGH SECURITY:** A security representing pooled debt obligations that passes income from debtors to its shareholders. The most common type is the mortgage-backed security.
- **REPURCHASE AGREEMENTS:** A holder of securities sells these securities to an investor with an agreement to repurchase them at a fixed price on a fixed date.
- **SETTLE DATE:** The date on which the transaction is settled and monies/securities are exchanged. If the settle date of the transaction (i.e., coupon payments and maturity proceeds) occurs on a non-business day, the funds are exchanged on the next business day.
- **TRADE DATE:** The date on which the transaction occurred; however, the final consummation of the security transaction and payment has not yet taken place.
- **UNSETTLED TRADE:** A trade which has been executed; however, the final consummation of the security transaction and payment has not yet taken place.
- **U.S. TREASURY:** The department of the U.S. government that issues Treasury securities.
- **YIELD:** The rate of return based on the current market value, the annual interest receipts, maturity value, and the time period remaining until maturity, stated as a percentage on an annualized basis.
- **YTM AT COST:** The yield to maturity at cost is the expected rate of return based on the original cost, the annual interest receipts, maturity value, and the time period from purchase date to maturity, stated as a percentage on an annualized basis.
- **YTM AT MARKET:** The yield to maturity at market is the rate of return based on the current market value, the annual interest receipts, maturity value, and the time period remaining until maturity, stated as a percentage on an annualized basis.

**CONSENT
ITEM
2A**



**MINUTES
FINANCE AND ADMINISTRATION
COMMITTEE MEETING
INLAND EMPIRE UTILITIES AGENCY*
AGENCY HEADQUARTERS, CHINO, CA**

**WEDNESDAY, JULY 10, 2019
10:30 A.M.**

COMMITTEE MEMBERS PRESENT

Jasmin A. Hall, Chair
Paul Hofer

COMMITTEE MEMBERS ABSENT

None

STAFF PRESENT

Shivaji Deshmukh, General Manager
Randy Lee, Executive Manager of Operations/AGM
Christina Valencia, Executive Manager of Finance & Administration/AGM
Javier Chagoyen-Lazaro, Manager of Finance & Accounting
Warren Green, Manager of Contracts and Procurement
Paula Hooven, Financial Analyst II
Alex Lopez, Senior Financial Analyst
Jessica Sarmiento, Financial Analyst II
April Woodruff, Board Secretary/Office Manager

OTHERS PRESENT

None

The meeting was called to order at 10:43 a.m. There were no public comments received or additions to the agenda.

CONSENT CALENDAR ITEMS

The Committee:

- ◆ Approved the Finance and Administration Committee meeting minutes of June 12, 2019 with Director Hall abstaining.
- ◆ Recommended that the Committee/Board approve the total disbursements for the month of May 2019, in the amount of \$13,142,309.82.

Director Hall stated that she would like an update on the loan process for this project. With the RP-5 expansion project being such a big project, she stated that she would like to really understand it. Discussion ensued regarding what items will be brought to the Board, the RP-5 expansion project timeline, and the project process.

ACTON ITEMS:

The Committee:

- ◆ Recommended that the Committee/Board approve to apply for a WIFIA loan in the not-to-exceed amount of \$161,124,250 to finance the RP-5 Expansion project;

as an Action Item on the July 17, 2019 Board meeting agenda.

Discussion ensued regarding application fees, application process, rate increases, impacts on budgets, and how this impacts our member agencies.

- ◆ Recommended that the Committee/Board approve to ratify the purchase of Agency-wide insurance policies providing coverage through Fiscal Year 2019/20, for the following amounts:

- a. Excess General Liability insurance in the amount of \$406,495;
- b. Property, Boiler & Machinery insurance in the amount of \$328,580;
- c. Excess Workers' Compensation insurance in the amount of \$76,846; and
- d. Master Crime/Fraud insurance in the amount of \$19,948;

as a Consent Calendar Item on the July 17, 2019 Board meeting agenda.

Discussion ensued regarding what is covered through the property, boiler & machinery insurance, master crime/fraud insurance, and if the Agency purchases earthquake insurance.

INFORMATION ITEMS

The following information item were presented or received and filed by the Committee:

- ◆ Treasurer's Report of Financial Affairs

GENERAL MANAGER'S COMMENTS

There were no General Manager comments.

COMMITTEE MEMBER COMMENTS

There were no Committee member comments.

COMMITTEE MEMBER REQUESTED FUTURE AGENDA ITEMS

Director Hall stated that she would like a workshop with an update on the RP-5 Expansion Project and how the expansion impacts the rates. Director Hofer stated that when this workshop takes place, he would be interested in hearing comments from some of the member agencies.

With no further business, Director Hall adjourned the meeting at 11:16 a.m.

Respectfully submitted,

April Woodruff
Board Secretary/Office Manager

**A Municipal Water District*

APPROVED: AUGUST 14, 2019

DRAFT

**CONSENT
ITEM
2B**

Date: August 21, 2019

To: The Honorable Board of Directors

From: Shivaji Deshmukh, General Manager ASD

Committee: Finance & Administration

08/14/19

Executive Contact: Christina Valencia, Executive Manager of Finance & Administration/AGM

Subject: Report on General Disbursements

Executive Summary:

Total disbursements for the month of June 2019 were \$19,764,929.64. Disbursement activity included check payments of \$4,991,732.93 to vendors and \$5,560.94 for worker's compensation related costs. Electronic payments included Automated Clearing House (ACH) of \$3,673,530.43 and wire transfers (excluding payroll) of \$9,484,798.86. Total payroll was \$1,602,865.70 for employees and \$6,440.78 for the Board of Directors.

Staff's Recommendation:

Approve the total disbursements for the month of June 2019, in the amount of \$19,764,929.64.

Budget Impact Budgeted (Y/N): N Amendment (Y/N): N Amount for Requested Approval:

Account/Project Name:

Fiscal Impact (explain if not budgeted):

Prior Board Action:

On July 17, 2019 the Board of Directors approved the May 2019 Report on General Disbursements totaling \$13,142,309.82.

Environmental Determination:

Not Applicable

Business Goal:

The report on general disbursements is consistent with the Agency's Business Goal of Fiscal Responsibility in providing financial reporting that accounts for general disbursements associated with operating requirements.

Attachments:

Attachment 1 - Background

Attachment 2 - Details of General Disbursements

Attachment 1 - Background

Subject: Report on General Disbursements

Table 1 summarizes the disbursements detailed in each of the six attachments affixed to this letter. Table 2 lists the disbursements in excess of an aggregated \$500,000 per vendor, and is presented in largest to smallest dollar value.

Table 1: Disbursement Details

| Attachment | Payment Type | Amount |
|----------------------------|---------------------------------|------------------------|
| 2A | Vendor Checks | \$ 4,991,732.93 |
| 2B | Workers' Comp Checks | \$ 5,560.94 |
| 2C | Vendor ACHs | \$ 3,673,530.43 |
| 2D | Vendor Wires (excludes Payroll) | \$ 9,484,798.86 |
| 2E | Payroll-Net Pay-Directors | \$ 6,440.78 |
| 2F | Payroll-Net Pay-Employees | \$ 1,602,865.70 |
| Total Disbursements | | \$19,764,929.64 |

Table 2: Disbursements in Excess of \$500,000 per Vendor

| Vendor | Amount | Description |
|---|-----------------|---|
| MWD | \$ 5,722,177.32 | April 2019 Water Purchases |
| CALPERS | \$ 2,000,000.00 | CalPERS OPEB Unfunded Liability |
| STATE WATER RESOURCES CONTROL BOARD | \$ 1,616,720.97 | SRF Loan Pymt #11 C064899-110 SRF Loan Pymt #14 C064846-140 |
| PARSONS WATER & INFRASTRUCTURE | \$ 914,519.32 | 04/2019 Professional Svc's for: EN19001-RP-5 Expansion to 30 mgd |
| PERS | \$ 857,075.97 | 06/19 Health Ins / P/R 11, 12, 13 Def Comp |
| IRS | \$ 694,008.19 | P/R 12, 13: Dir 06 Payroll Taxes |

Attachment 2A

Vendor Checks

| | | | |
|-------------|-----------|------------------------|----------------------|
| Bank | CBB | CITIZENS BUSINESS BANK | ONTARIO CA 917610000 |
| Bank Key | 122234149 | | |
| Acct number | CHCKR | 231167641 | |

| Check number from to | Payment | Pmnt date | Crcy | Amount paid (FC) | Recipient/void reason code | Enca./void |
|----------------------|------------|------------|------|------------------|--|------------|
| 228950 | 2200099712 | 06/06/2019 | USD | 103.17 | AGILENT TECHNOLOGIES INC LOS ANGELES CA | |
| 228951 | 2200099702 | 06/06/2019 | USD | 1,530.08 | AIRGAS WEST INC PASADENA CA | 06/10/2019 |
| 228952 | 2200099699 | 06/06/2019 | USD | 6,010.63 | APPLIED INDUSTRIAL TECHNOLOGIEPASADENA CA | 06/10/2019 |
| 228953 | 2200099733 | 06/06/2019 | USD | 2,662.37 | ASAP INDUSTRIAL SUPPLY FONTANA CA | 06/10/2019 |
| 228954 | 2200099737 | 06/06/2019 | USD | 25.77 | AUTOZONE WEST INC MEMPHIS TN | 06/11/2019 |
| 228955 | 2200099740 | 06/06/2019 | USD | 1,956.52 | BERLIN PACKAGING LLC CHICAGO IL | 06/14/2019 |
| 228956 | 2200099728 | 06/06/2019 | USD | 3,119.29 | BRAY SALES SOUTHERN CA ONTARIO CA | 06/10/2019 |
| 228957 | 2200099749 | 06/06/2019 | USD | 1,360.00 | ERI COMMUNICATIONS LA QUINIA CA | 06/12/2019 |
| 228958 | 2200099741 | 06/06/2019 | USD | 16,187.00 | BRIGHTVIEW LANDSCAPE SERVICES PASADENA CA | 06/11/2019 |
| 228959 | 2200099758 | 06/06/2019 | USD | 1,422.15 | BURRTEC WASTE INDUSTRIES INC FONTANA CA | 06/10/2019 |
| 228960 | 2200099708 | 06/06/2019 | USD | 179.00 | CALIF WATER ENVIRONMENT ASSOC OAKLAND CA | 06/12/2019 |
| 228961 | 2200099713 | 06/06/2019 | USD | 640.64 | CALIFORNIA NEWSPAPER SERVICE BLOS ANGELES CA | 06/18/2019 |
| 228962 | 2200099767 | 06/06/2019 | USD | 413.54 | CAMACHO, MICHAEL CHINO HILLS CA | 06/12/2019 |
| 228963 | 2200099764 | 06/06/2019 | USD | 17.21 | CAMBIASO, PIETRO CHINO HILLS CA | 06/13/2019 |
| 228964 | 2200099763 | 06/06/2019 | USD | 147.63 | CARL H TAYLOR III CRYSTAL RIVER FL | 06/17/2019 |
| 228965 | 2200099765 | 06/06/2019 | USD | 360.00 | CARRUTHERS, ANDREA CHINO HILLS CA | 06/11/2019 |
| 228966 | 2200099720 | 06/06/2019 | USD | 1,522.50 | CASC ENGINEERING AND CONSULTINGCOLTON CA | 06/17/2019 |
| 228967 | 2200099709 | 06/06/2019 | USD | 19,579.50 | CHINO BASIN WATER CONSERVATIONMONCLAIR CA | 06/12/2019 |
| 228968 | 2200099707 | 06/06/2019 | USD | 14,476.53 | CHINO BASIN WATERMASTER RANCHO CUCAMONGA CA | 06/12/2019 |
| 228969 | 2200099727 | 06/06/2019 | USD | 3,577.24 | CIVIAS CORPORATION LOC#150 PHOENIX AZ | 06/12/2019 |
| 228970 | 2200099762 | 06/06/2019 | USD | 394.00 | CITY EMPLOYEES ASSOCIATES LONG BEACH CA | 06/14/2019 |
| 228971 | 2200099752 | 06/06/2019 | USD | 1,330.62 | CITY OF CHINO CHINO CA | 06/11/2019 |
| 228972 | 2200099735 | 06/06/2019 | USD | 27,969.00 | CIVIC PUBLICATIONS INC LA VERNE CA | 06/10/2019 |
| 228973 | 2200099742 | 06/06/2019 | USD | 4,337.50 | CIVILTEC ENGINEERING, INC. MONROVIA CA | 06/10/2019 |
| 228974 | 2200099695 | 06/06/2019 | USD | 1,838.61 | COLE PARMER INSTRUMENT CO CHICAGO IL | 06/18/2019 |
| 228975 | 2200099729 | 06/06/2019 | USD | 826.00 | CONCENTRA MEDICAL CENTERS RANCHO CUCAMONGA CA | 06/10/2019 |
| 228976 | 2200099718 | 06/06/2019 | USD | 469.20 | COUNTY OF SAN BERNARDINO SAN BERNARDINO CA | 06/17/2019 |
| 228977 | 2200099754 | 06/06/2019 | USD | 614.94 | CUCAMONGA VALLEY WATER DISTRICTLOS ANGELES CA | 06/14/2019 |
| 228978 | 2200099704 | 06/06/2019 | USD | 13.98 | CUCAMONGA VALLEY WATER DISTRICTRANCHO CUCAMONGA CA | 06/11/2019 |
| 228979 | 2200099732 | 06/06/2019 | USD | 3,870.00 | DAVID WHEELER'S PEST CONTROL, NORCO CA | 06/12/2019 |
| 228980 | 2200099743 | 06/06/2019 | USD | 500.00 | DEBBY FIGONI BEVERLY HILLS CA | 06/10/2019 |
| 228981 | 2200099736 | 06/06/2019 | USD | 945.00 | EUROFINS EATON ANALYTICAL LLC GRAPEVINE TX | 06/12/2019 |
| 228982 | 2200099719 | 06/06/2019 | USD | 7,975.00 | EXTITI INC BELL CANYON CA | 06/11/2019 |
| 228983 | 2200099697 | 06/06/2019 | USD | 1,518.37 | FISHER SCIENTIFIC LOS ANGELES CA | 06/17/2019 |
| 228984 | 2200099757 | 06/06/2019 | USD | 741.84 | FONTANA WATER COMPANY FONTANA CA | 06/10/2019 |
| 228985 | 2200099761 | 06/06/2019 | USD | 19.76 | FRANCHISE TAX BOARD SACRAMENTO CA | 06/12/2019 |
| 228986 | 2200099759 | 06/06/2019 | USD | 2,121.03 | FRONTIER COMMUNICATIONS CORP CINCINNATI OH | 06/18/2019 |
| 228987 | 2200099726 | 06/06/2019 | USD | 19,337.17 | GEI CONSULTANTS INC BOSTON MA | 06/13/2019 |
| 228988 | 2200099703 | 06/06/2019 | USD | 931.18 | GRAINGER PALATINE IL | 06/11/2019 |
| 228989 | 2200099769 | 06/06/2019 | USD | 50.00 | Gonzalez, Leo Montclair CA | 06/11/2019 |
| 228990 | 2200099698 | 06/06/2019 | USD | 340.59 | HOME DEPOT CREDIT SERVICES PHOENIX AZ | 06/12/2019 |
| 228991 | 2200099760 | 06/06/2019 | USD | 51.00 | INLAND EMPIRE UNITED WAY RANCHO CUCAMONGA CA | 06/11/2019 |
| 228992 | 2200099710 | 06/06/2019 | USD | 450.25 | INLAND OVERHEAD DOOR CO COLTON CA | 06/11/2019 |
| 228993 | 2200099748 | 06/06/2019 | USD | 21,813.70 | INIERA INCORPORATED AUSTIN TX | 06/11/2019 |

| Bank | | CBB | | CITIZENS BUSINESS BANK | | ONTARIO CA 917610000 | |
|----------------------|------------|------------|------|------------------------|--|----------------------|--|
| Bank Key | | 122234149 | | | | | |
| Acct number | | CHECK | | 231167641 | | | |
| Check | | | | | | | |
| Check number from to | Payment | Pmnt date | Crcy | Amount paid (FC) | Recipient/void reason code | Enca./void | |
| 229126 | 2200099892 | 06/20/2019 | USD | 2,108.21 | FISHER SCIENTIFIC LOS ANGELES CA | | |
| 229127 | 2200099988 | 06/20/2019 | USD | 3,042.75 | FRONTIER COMMUNICATIONS CORP CINCINNATI OH | 06/24/2019 | |
| 229128 | 2200099966 | 06/20/2019 | USD | 2,511.23 | FRONTLINE SENSORS & SYSTEMS INWILMINGTON CA | 06/27/2019 | |
| 229129 | 2200099942 | 06/20/2019 | USD | 42,020.05 | GHD PASADENA CA | 06/25/2019 | |
| 229130 | 2200099901 | 06/20/2019 | USD | 3,779.58 | GRAINGER PALATINE IL | 06/26/2019 | |
| 229131 | 2200099893 | 06/20/2019 | USD | 1,954.69 | HOME DEPOT CREDIT SERVICES PHOENIX AZ | 06/26/2019 | |
| 229132 | 2200099962 | 06/20/2019 | USD | 2,898.25 | IDEXX DISTRIBUTION INC ATLANTA GA | 06/26/2019 | |
| 229133 | 2200099992 | 06/20/2019 | USD | 51.00 | INLAND EMPIRE UNITED WAY RANCHO CUCAMONGA CA | 06/26/2019 | |
| 229134 | 2200099956 | 06/20/2019 | USD | 135.00 | INTERNATIONAL COUNCIL FOR BROKEN ARROW OK | 06/25/2019 | |
| 229135 | 2200099909 | 06/20/2019 | USD | 38,859.75 | J F SHEA CONSTRUCTION INC WALNUT CA | 06/28/2019 | |
| 229136 | 2200099915 | 06/20/2019 | USD | 4,966.00 | JDV EQUIPMENT CORP DOVER NJ | 06/25/2019 | |
| 229137 | 2200099981 | 06/20/2019 | USD | 100.00 | JOHNSON, CAROLYN TENICE MONICLAIR CA | 06/26/2019 | |
| 229138 | 2200099999 | 06/20/2019 | USD | 140.41 | JOHNSON, LINDA CHINO HILLS CA | 06/27/2019 | |
| 229139 | 2200099908 | 06/20/2019 | USD | 3,273.35 | KONICA MINOLTA BUSINESS SOLUTIPASADENA CA | 07/02/2019 | |
| 229140 | 2200100009 | 06/20/2019 | USD | 19.95 | KORISAL, VIJAYAKUMAR S CHINO HILLS CA | 06/25/2019 | |
| 229141 | 2200100002 | 06/20/2019 | USD | 150.00 | LENING, SCOTT CHINO HILLS CA | 07/08/2019 | |
| 229142 | 2200100007 | 06/20/2019 | USD | 1,182.57 | MANTILLA, LAURA CHINO HILLS CA | 06/26/2019 | |
| 229143 | 2200099955 | 06/20/2019 | USD | 250.00 | MICRONET COMMUNICATIONS INC PLANO TX | 07/01/2019 | |
| 229144 | 2200099914 | 06/20/2019 | USD | 25.41 | MIDPOINT BEARING ONTARIO CA | 06/28/2019 | |
| 229145 | 2200100001 | 06/20/2019 | USD | 352.93 | MORGAN-PERALES, LISA CHINO HILLS CA | 06/24/2019 | |
| 229146 | 2200099969 | 06/20/2019 | USD | 253,587.97 | MYERS AND SONS CONSTRUCTION LPSACRAMENTO CA | 06/24/2019 | |
| 229147 | 2200099937 | 06/20/2019 | USD | 100.00 | ONTARIO INTERNATIONAL ONTARIO CA | 06/25/2019 | |
| 229148 | 2200099985 | 06/20/2019 | USD | 5,777.70 | ONTARIO MUNICIPAL UTILITIES COONTARIO CA | 06/27/2019 | |
| 229149 | 2200099998 | 06/20/2019 | USD | 207.76 | POESKE, MATTHEW CHINO HILLS CA | 06/24/2019 | |
| 229150 | 2200099971 | 06/20/2019 | USD | 1,221.25 | QUINN COMPANY LOS ANGELES CA | 06/28/2019 | |
| 229151 | 2200099895 | 06/20/2019 | USD | 110.50 | RAYNE WATER CONDITIONING COVINA CA | 06/24/2019 | |
| 229152 | 2200099979 | 06/20/2019 | USD | 7,616.00 | RBC RESOURCES MURRIETA CA | 06/24/2019 | |
| 229153 | 2200099891 | 06/20/2019 | USD | 11.85 | REM LOCK & KEY ONTARIO CA | 06/26/2019 | |
| 229154 | 2200099933 | 06/20/2019 | USD | 990.50 | READY REFRESH BY NESTLE LOUISVILLE KY | 06/26/2019 | |
| 229155 | 2200099931 | 06/20/2019 | USD | 100.00 | ROGERS, PETER J CHINO HILLS CA | 07/05/2019 | |
| 229156 | 2200099917 | 06/20/2019 | USD | 4,495.91 | ROSEMOUNT INC CHICAGO IL | 07/01/2019 | |
| 229157 | 2200099961 | 06/20/2019 | USD | 6,687.50 | SCHEEVEL ENGINEERING LLC ANAHEIM CA | 06/26/2019 | |
| 229158 | 2200099943 | 06/20/2019 | USD | 2,726.61 | SNAP GRAPHICS & DESIGN RANCHO CUCAMONGA CA | 06/21/2019 | |
| 229159 | 2200099986 | 06/20/2019 | USD | 167,536.82 | SO CALIF EDISON ROSEMEAD CA | 06/25/2019 | |
| 229160 | 2200099929 | 06/20/2019 | USD | 209.00 | SOCIETY FOR HUMAN RESOURCE MGMTBALTIMORE MD | 06/25/2019 | |
| 229161 | 2200100011 | 06/20/2019 | USD | 25.06 | SOVELO, SCOTT CHINO HILLS CA | 06/27/2019 | |
| 229162 | 2200099902 | 06/20/2019 | USD | 398.94 | SOUTH COAST AQMD LOS ANGELES CA | 07/08/2019 | |
| 229163 | 2200099926 | 06/20/2019 | USD | 21,152.34 | SOUTHERN CALIFORNIA EDISON ROSEMEAD CA | 06/24/2019 | |
| 229164 | 2200099897 | 06/20/2019 | USD | 2,398.17 | SOUTHWEST ALARM SERVICE UPLAND CA | 07/02/2019 | |
| 229165 | 2200099907 | 06/20/2019 | USD | 60.00 | STATE WATER RESOURCES CNTRL BRSACRAMENTO CA | 06/25/2019 | |
| 229166 | 2200099948 | 06/20/2019 | USD | 100.00 | STONE, DEBRA KAYE UPLAND CA | 07/16/2019 | |
| 229167 | 2200099960 | 06/20/2019 | USD | 428.65 | STOREIRIEVE LLC PASADENA CA | | |
| 229168 | 2200099934 | 06/20/2019 | USD | 6,317.11 | SUNSTATE EQUIPMENT CO LLC PHOENIX AZ | 06/24/2019 | |
| 229169 | 2200099976 | 06/20/2019 | USD | 318,126.93 | T E ROBERTS INC ORANGE CA | 06/25/2019 | |
| | | | | | | 06/26/2019 | |

| Bank | | CITIZENS BUSINESS BANK | | | | |
|----------------------|------------|------------------------|------|---------------------|--|------------|
| Bank Key | | 122234149 | | ONTARIO CA 91761000 | | |
| Acct number | | CHECK 231167641 | | | | |
| Check | | | | | | |
| Check number from to | Payment | Pmnt date | Crcy | Amount paid (FC) | Recipient/void reason code | Enca./void |
| 229170 | 2200099939 | 06/20/2019 | USD | 130,539.69 | TERRA PAVE INC WHITTIER CA | |
| 229171 | 2200100010 | 06/20/2019 | | | voided by KMCCHRIS - Check not needed | 07/01/2019 |
| 229172 | 2200099958 | 06/20/2019 | USD | 10,500.00 | TONY PAINTING GARDEN GROVE CA | 06/20/2019 |
| 229173 | 2200099925 | 06/20/2019 | USD | 203,775.00 | TRAUTWEIN CONSTRUCTION INC RANCHO CUCAMONGA CA | 06/25/2019 |
| 229174 | 2200099951 | 06/20/2019 | USD | 945.25 | TRIEPEI SMITH AND ASSOCIATES, IRVINE CA | 06/27/2019 |
| 229175 | 2200099918 | 06/20/2019 | USD | 1,000.00 | U S BANK NA MINNEAPOLIS MN | 06/26/2019 |
| 229176 | 2200100000 | 06/20/2019 | USD | 40.00 | VELARDE, TERESA CHINO HILLS CA | 06/24/2019 |
| 229177 | 2200099987 | 06/20/2019 | USD | 458.17 | VERIZON BUSINESS ALBANY NY | 07/08/2019 |
| 229178 | 2200099920 | 06/20/2019 | USD | 916.48 | WORLDWIDE EXPRESS ALBANY NY | 06/25/2019 |
| 229179 | 2200100195 | 06/27/2019 | USD | 2,124.46 | AIRGAS WEST INC PASADENA CA | 07/02/2019 |
| 229180 | 2200100210 | 06/27/2019 | USD | 105.00 | AMERICAN WATER WORKS ASSOC DALLAS TX | 07/01/2019 |
| 229181 | 2200100260 | 06/27/2019 | USD | 511.48 | ANDERSON, JOHN CHINO CA | 07/03/2019 |
| 229182 | 2200100212 | 06/27/2019 | USD | 11,655.18 | ANTHRACITE FILTER MEDIA CO LOS ANGELES CA | 07/01/2019 |
| 229183 | 2200100234 | 06/27/2019 | USD | 1,003.01 | ASAP INDUSTRIAL SUPPLY FONTANA CA | 07/02/2019 |
| 229184 | 2200100236 | 06/27/2019 | USD | 1,098.99 | AUTOZONE INC ATLANTA GA | 07/03/2019 |
| 229185 | 2200100276 | 06/27/2019 | USD | 157.02 | BECKER, NIKI CHINO HILLS CA | 07/02/2019 |
| 229186 | 2200100209 | 06/27/2019 | USD | 12,002.65 | BLACK & VEATCH CORPORATION KANSAS CITY MO | 07/03/2019 |
| 229187 | 2200100256 | 06/27/2019 | USD | 187.74 | BREIG, ANNA VICTORVILLE CA | 07/02/2019 |
| 229188 | 2200100202 | 06/27/2019 | USD | 500.00 | CALIF MUNICIPAL STATISTICS INCOAKLAND CA | |
| 229189 | 2200100208 | 06/27/2019 | USD | 188.00 | CALIF WATER ENVIRONMENT ASSOC OAKLAND CA | |
| 229190 | 2200100216 | 06/27/2019 | USD | 17,305.74 | CALIFORNIA BOILER INC HUNTINGTON BEACH CA | 07/11/2019 |
| 229191 | 2200100232 | 06/27/2019 | USD | 599.09 | CARRIER CORPORATION CHICAGO IL | 07/02/2019 |
| 229192 | 2200100219 | 06/27/2019 | USD | 12,315.00 | CASC ENGINEERING AND CONSULTING COLTON CA | 07/01/2019 |
| 229193 | 2200100207 | 06/27/2019 | USD | 25,883.16 | CHINO BASIN WATERMASTER RANCHO CUCAMONGA CA | 07/05/2019 |
| 229194 | 2200100218 | 06/27/2019 | USD | 3,448.77 | CHINO MFG & REPAIR INC CHINO CA | 07/05/2019 |
| 229195 | 2200100273 | 06/27/2019 | USD | 300.00 | CHOU, RONALD CHINO HILLS CA | 07/01/2019 |
| 229196 | 2200100227 | 06/27/2019 | USD | 4,062.43 | CINTAS CORPORATION LOC#150 PHOENIX AZ | 07/05/2019 |
| 229197 | 2200100217 | 06/27/2019 | USD | 209.89 | CINTAS FIRST AID & SAFETY LOCCINCINNATI OH | 07/03/2019 |
| 229198 | 2200100199 | 06/27/2019 | USD | 646.03 | CITY OF CHINO CHINO CA | 07/02/2019 |
| 229199 | 2200100203 | 06/27/2019 | USD | 249.00 | CITY OF FONTANA FONTANA CA | 07/02/2019 |
| 229200 | 2200100191 | 06/27/2019 | USD | 325.82 | CITY OF FONTANA FONTANA CA | 07/03/2019 |
| 229201 | 2200100261 | 06/27/2019 | USD | 334.26 | COLE FARMER INSTRUMENT CO CHICAGO IL | 07/02/2019 |
| 229202 | 2200100229 | 06/27/2019 | USD | 527.00 | COLONIAL LIFE & ACCIDENT INSURCOLUMBIA SC | 07/08/2019 |
| 229203 | 2200100246 | 06/27/2019 | USD | 20,425.00 | CONCENTRA MEDICAL CENTERS RANCHO CUCAMONGA CA | 07/08/2019 |
| 229204 | 2200100239 | 06/27/2019 | USD | 778.53 | CSI SERVICES INC SANTA CLARITA CA | 07/02/2019 |
| 229205 | 2200100233 | 06/27/2019 | USD | 1,065.00 | D & H WATER SYSTEMS INC OCEANSIDE CA | 07/02/2019 |
| 229206 | 2200100205 | 06/27/2019 | USD | 52,305.32 | DAVID WHEELER'S PEST CONTROL, NORCO CA | 07/05/2019 |
| 229207 | 2200100222 | 06/27/2019 | USD | 4,375.38 | DELL MARKETING L P PASADENA CA | 07/01/2019 |
| 229208 | 2200100237 | 06/27/2019 | USD | 8,512.31 | DELL MARKETING L P PASADENA CA | 07/02/2019 |
| 229209 | 2200100266 | 06/27/2019 | USD | 2,221.51 | ENVIRONMENTAL SCIENCE ASSOCIATE TELK GROVE IL | 07/03/2019 |
| 229210 | 2200100192 | 06/27/2019 | USD | 188.69 | FIDELITY SECURITY LIFE INSURANCINCINNATI OH | 07/03/2019 |
| 229211 | 2200100204 | 06/27/2019 | USD | 13,480.23 | FISHER SCIENTIFIC LOS ANGELES CA | 07/01/2019 |
| 229212 | 2200100196 | 06/27/2019 | USD | 2,833.60 | FLUID COMPONENTS INTERNATIONAL SAN MARCOS CA | 07/02/2019 |
| 229213 | 2200100201 | 06/27/2019 | USD | 494.15 | FLUID METERING INC ATLANTA GA | 07/01/2019 |
| | | | | | FONTANA HERALD NEWS FONTANA CA | 07/02/2019 |

| Bank | | CBB | | CITIZENS BUSINESS BANK | | ONTARIO CA 917610000 | |
|----------------------|------------|------------|------|------------------------|--|----------------------|------------|
| Bank Key | | 122234149 | | | | | |
| Acct number | | CHECK | | 231167641 | | | |
| Check | | | | | | | |
| Check number from to | Payment | Pmnt date | Crcy | Amount paid (FC) | Recipient/void reason code | Enca./void | |
| 229214 | 2200100247 | 06/27/2019 | USD | 846.43 | FRONTLINE SENSORS & SYSTEMS INWILMINGTON CA | | |
| 229215 | 2200100226 | 06/27/2019 | USD | 58,916.12 | GRI CONSULTANTS INC BOSTON MA | | 07/02/2019 |
| 229216 | 2200100245 | 06/27/2019 | USD | 9,761.07 | GOAL PRODUCTIONS INC GLENDALE CA | | 07/02/2019 |
| 229217 | 2200100221 | 06/27/2019 | USD | 270.00 | GOLDEN STATE LABOR COMPLIANCE PALMDALE CA | | 07/10/2019 |
| 229218 | 2200100198 | 06/27/2019 | USD | 2,442.02 | GRAINGER PALATINE IL | | 07/10/2019 |
| 229219 | 2200100278 | 06/27/2019 | USD | 50.00 | Gomez, Debra Ontario CA | | 07/02/2019 |
| 229220 | 2200100269 | 06/27/2019 | USD | 339.94 | HAMLETT, DONALD CHINO HILLS CA | | 07/02/2019 |
| 229221 | 2200100206 | 06/27/2019 | USD | 12,781.00 | HDR INC CHICAGO IL | | 07/15/2019 |
| 229222 | 2200100259 | 06/27/2019 | USD | 511.48 | HOEBS, DIANA APPLE VALLEY CA | | 07/02/2019 |
| 229223 | 2200100193 | 06/27/2019 | USD | 412.78 | HOME DEPOT CREDIT SERVICES PHOENIX AZ | | 07/03/2019 |
| 229224 | 2200100257 | 06/27/2019 | USD | 511.48 | HORNE, WILLIAM YUCCA VALLEY CA | | 07/08/2019 |
| 229225 | 2200100271 | 06/27/2019 | USD | 140.05 | HUBER, JENNIFER CHINO HILLS CA | | 07/02/2019 |
| 229226 | 2200100194 | 06/27/2019 | USD | 220.86 | INLAND VALLEY DAILY BULLETIN COVINA CA | | 07/09/2019 |
| 229227 | 2200100252 | 06/27/2019 | USD | 3,500.00 | INTEX PROPERTIES INLAND EMPIRELONG BEACH CA | | 07/08/2019 |
| 229228 | 2200100270 | 06/27/2019 | USD | 195.16 | JOHNSON, LINDA CHINO HILLS CA | | 07/12/2019 |
| 229229 | 2200100235 | 06/27/2019 | USD | 1,734.49 | KIM'S MASTER AUTO REPAIR CHINO CA | | 07/02/2019 |
| 229230 | 2200100243 | 06/27/2019 | USD | 10,100.00 | LANCE SOLL & LUNGHARD LLP BREA CA | | 07/02/2019 |
| 229231 | 2200100215 | 06/27/2019 | USD | 3,422.60 | LEE & RO INC CITY OF INDUSTRY CA | | 07/01/2019 |
| 229232 | 2200100265 | 06/27/2019 | USD | 253.15 | LEGALSHIELD ADA OK | | 07/02/2019 |
| 229233 | 2200100263 | 06/27/2019 | USD | 14,984.37 | LIFE INSURANCE COMPANY OF PHILADELPHIA PA | | 07/05/2019 |
| 229234 | 2200100242 | 06/27/2019 | USD | 2,218.33 | MANAGED MOBILE INC PLACENTIA CA | | 07/05/2019 |
| 229235 | 2200100267 | 06/27/2019 | USD | 79.00 | MELTON, DANIEL CHINO HILLS CA | | 07/02/2019 |
| 229236 | 2200100248 | 06/27/2019 | USD | 13,361.65 | MICHAEL BAKER INTERNATIONAL INLOS ANGELES CA | | 07/08/2019 |
| 229237 | 2200100211 | 06/27/2019 | USD | 64.41 | MIDPOINT BEARING ONTARIO CA | | 07/02/2019 |
| 229238 | 2200100258 | 06/27/2019 | USD | 806.38 | MILLER, ELMER L BLUE JAY CA | | 07/01/2019 |
| 229239 | 2200100244 | 06/27/2019 | USD | 45,762.50 | MWH CONSTRUCTORS INC BROOMFIELD CO | | 07/02/2019 |
| 229240 | 2200100241 | 06/27/2019 | USD | 2,050.00 | NYHART INDIANAPOLIS IN | | 07/02/2019 |
| 229241 | 2200100262 | 06/27/2019 | USD | 205.38 | PERS LONG TERM CARE PROGRAM PASADENA CA | | 07/02/2019 |
| 229242 | 2200100197 | 06/27/2019 | USD | 712.11 | PETTY CASH EXPENDITURES CHINO CA | | 07/01/2019 |
| 229243 | 2200100251 | 06/27/2019 | USD | 4,760.00 | RBC RESOURCES MURRIETA CA | | 07/03/2019 |
| 229244 | 2200100268 | 06/27/2019 | USD | 30.50 | RODRIGUEZ, VICTOR CHINO HILLS CA | | 07/08/2019 |
| 229245 | 2200100274 | 06/27/2019 | USD | 19.05 | RUCKER, JOYCE CHINO HILLS CA | | |
| 229246 | 2200100230 | 06/27/2019 | USD | 530.14 | SAFE-ENTRY TECHNICAL INC RANCHO CUCAMONGA CA | | 07/02/2019 |
| 229247 | 2200100214 | 06/27/2019 | USD | 122.00 | SAN BERNARDINO COUNTY SAN BERNARDINO CA | | 07/03/2019 |
| 229248 | 2200100275 | 06/27/2019 | USD | 53.36 | SCHERCK, JOHN CHINO HILLS CA | | 07/03/2019 |
| 229249 | 2200100254 | 06/27/2019 | USD | 338.14 | SO CALIF EDISON ROSEMEAD CA | | 07/05/2019 |
| 229250 | 2200100255 | 06/27/2019 | USD | 173.52 | SO CALIF GAS MONTEREY PARK CA | | 07/01/2019 |
| 229251 | 2200100200 | 06/27/2019 | USD | 86,610.63 | SOUTH COAST AQMD DIAMOND BAR CA | | 07/03/2019 |
| 229252 | 2200100238 | 06/27/2019 | USD | 1,664.60 | STAFFING NETWORK LLC CAROL STREAM IL | | 07/11/2019 |
| 229253 | 2200100225 | 06/27/2019 | USD | 13,515.86 | STANTEC CONSULTING INC CHICAGO IL | | 07/03/2019 |
| 229254 | 2200100228 | 06/27/2019 | USD | 7,740.36 | SUN WIRELESS SAN DIEGO CA | | 07/01/2019 |
| 229255 | 2200100224 | 06/27/2019 | USD | 337,617.30 | SWRCB ACCOUNTING OFFICE SACRAMENTO CA | | 07/03/2019 |
| 229256 | 2200100272 | 06/27/2019 | USD | 266.55 | TANG, KEVIN CHINO CA | | 07/03/2019 |
| 229257 | 2200100213 | 06/27/2019 | USD | 3,047.17 | TELEDYNE INSTRUMENTS INC CHICAGO IL | | 07/02/2019 |

Inland Empire Util. Agency
 Chino, CA
 Company code 1000

Check Register
 CBB Disbursement Account-June 2019

07/19/2019 / 15:31:14
 User: CCAMPBELL
 Page: 8

| Bank | | CITIZENS BUSINESS BANK | | ONTARIO CA 917610000 | | |
|------------------------|------------|------------------------|------|----------------------|---|------------|
| Bank Key | | 122234149 | | | | |
| Acct number | | CHECK 231167641 | | | | |
| Check | | | | | | |
| Check number from to | Payment | Pmnt date | Crcy | Amount paid (FC) | Recipient/void reason code | Enca./void |
| 229258 | 2200100240 | 06/27/2019 | USD | 2,424.15 | THE HABIT RESTAURANT, LLC IRVINE CA | |
| 229259 | 2200100277 | 06/27/2019 | USD | 120.00 | THOMPSON, CHRISTINE CHINO HILLS CA | 07/09/2019 |
| 229260 | 2200100249 | 06/27/2019 | USD | 201.76 | TRANSENE COMPANY INC DANVERS MA | 07/01/2019 |
| 229261 | 2200100223 | 06/27/2019 | USD | 1,077.50 | URIMAGE BLOOMINGTON CA | 07/09/2019 |
| 229262 | 2200100231 | 06/27/2019 | USD | 14,763.72 | US BANK VOYAGER FLEET SYSTEMS KANSAS CITY MO | |
| 229263 | 2200100253 | 06/27/2019 | USD | 3,500.00 | VALLEY CITIES GONZALES FENCE INORCO CA | 07/02/2019 |
| 229264 | 2200100220 | 06/27/2019 | USD | 209,875.00 | W A RASIC CONSTRUCTION CO INC LONG BEACH CA | 07/01/2019 |
| 229265 | 2200100250 | 06/27/2019 | USD | 72,179.15 | WATER SYSTEMS CONSULTING INC SAN LUIS OBISPO CA | 07/03/2019 |
| 229266 | 2200100264 | 06/27/2019 | USD | 25.00 | WILCO LIFE INSURANCE COMPANY CHARLOTTE NC | 07/02/2019 |
| 229267 | 2200100281 | 06/27/2019 | USD | 1,500.00 | TOTALFUNDS BY HASLER CAROL STREAM IL | 07/05/2019 |
| * Payment method Check | | | USD | 4,991,732.93 | | |

Total of all entries

Check Register
CBB Disbursement Account-June 2019

07/19/2019 / 15:31:14
User: CCAMPBRL
Page: 9

| Check number from to | Payment | Pmnt date | Crcy | Amount paid (FC) | Recipient/void reason code | Enca./void |
|----------------------|---------|-----------|------|------------------|----------------------------|------------|
| ** | | | USD | 4,991,732.93 | | |

Attachment 2B

Workers' Comp Checks

| Check number from to | Payment | Prnt date | Crcy | Amount paid (FC) | Recipient/void reason code | Enca./void |
|--|------------|------------|------|------------------|--|------------|
| Bank CBB CITIZENS BUSINESS BANK Bank Key 122234149 Acct number WCOMP 231159290 ONTARIO CA 917610000 | | | | | | |
| Checks created manually | | | | | | |
| 05144 | 2200100282 | 06/05/2019 | USD | 72.97 | YORK RISK SERVICES GROUP RANCHO CUCAMONGA CA | |
| 05145 | 2200100283 | 06/05/2019 | USD | 161.84 | YORK RISK SERVICES GROUP RANCHO CUCAMONGA CA | 06/10/2019 |
| 05146 | 2200100284 | 06/05/2019 | USD | 109.69 | YORK RISK SERVICES GROUP RANCHO CUCAMONGA CA | 06/07/2019 |
| 05147 | 2200100285 | 06/12/2019 | USD | 179.62 | YORK RISK SERVICES GROUP RANCHO CUCAMONGA CA | 06/12/2019 |
| 05148 | 2200100286 | 06/12/2019 | USD | 1,376.04 | YORK RISK SERVICES GROUP RANCHO CUCAMONGA CA | 06/19/2019 |
| 05149 | 2200100287 | 06/12/2019 | USD | 229.87 | YORK RISK SERVICES GROUP RANCHO CUCAMONGA CA | 06/19/2019 |
| 05150 | 2200100288 | 06/12/2019 | USD | 82.74 | YORK RISK SERVICES GROUP RANCHO CUCAMONGA CA | 06/18/2019 |
| 05151 | 2200100289 | 06/12/2019 | USD | 8.00 | YORK RISK SERVICES GROUP RANCHO CUCAMONGA CA | 06/18/2019 |
| 05152 | 2200100290 | 06/12/2019 | USD | 12.00 | YORK RISK SERVICES GROUP RANCHO CUCAMONGA CA | 06/19/2019 |
| 05153 | 2200100291 | 06/12/2019 | USD | 102.44 | YORK RISK SERVICES GROUP RANCHO CUCAMONGA CA | 06/19/2019 |
| 05154 | 2200100292 | 06/12/2019 | USD | 384.00 | YORK RISK SERVICES GROUP RANCHO CUCAMONGA CA | 06/17/2019 |
| 05155 | 2200100293 | 06/19/2019 | USD | 25.00 | YORK RISK SERVICES GROUP RANCHO CUCAMONGA CA | 06/18/2019 |
| 05156 | 2200100294 | 06/19/2019 | USD | 491.47 | YORK RISK SERVICES GROUP RANCHO CUCAMONGA CA | 06/21/2019 |
| 05157 | 2200100295 | 06/19/2019 | USD | 725.00 | YORK RISK SERVICES GROUP RANCHO CUCAMONGA CA | 06/21/2019 |
| 05158 | 2200100296 | 06/19/2019 | USD | 32.54 | YORK RISK SERVICES GROUP RANCHO CUCAMONGA CA | 06/21/2019 |
| 05159 | 2200100297 | 06/19/2019 | USD | 446.78 | YORK RISK SERVICES GROUP RANCHO CUCAMONGA CA | 06/21/2019 |
| 05160 | 2200100298 | 06/26/2019 | USD | 827.42 | YORK RISK SERVICES GROUP RANCHO CUCAMONGA CA | 06/26/2019 |
| 05161 | 2200100299 | 06/26/2019 | USD | 18.15 | YORK RISK SERVICES GROUP RANCHO CUCAMONGA CA | 07/10/2019 |
| 05162 | 2200100300 | 06/26/2019 | USD | 93.86 | YORK RISK SERVICES GROUP RANCHO CUCAMONGA CA | 07/03/2019 |
| 05163 | 2200100301 | 06/26/2019 | USD | 169.51 | YORK RISK SERVICES GROUP RANCHO CUCAMONGA CA | 07/01/2019 |
| 05164 | 2200100302 | 06/26/2019 | USD | 12.00 | YORK RISK SERVICES GROUP RANCHO CUCAMONGA CA | 07/03/2019 |
| * Payment method Checks created manually | | | USD | 5,560.94 | | |

Total of all entries

Check Register
CEB Workers Comp Account-June 2019

07/19/2019 / 15:30:25
User: CCAMPEKL
Page: 2

| Check number from to | Payment | Pmnt date | Crcy | Amount paid (FC) | Recipient/void reason code | Enca./void |
|----------------------|---------|-----------|------|------------------|----------------------------|------------|
| ** | | | USD | 5,560.94 | | |

Attachment 2C

Vendor ACHs

| Check | Payee / Description | Amount |
|-------|---|---|
| ACH | ICMA RETIREMENT TRUST 457 P/R 12 6/7/19 Deferred Comp Ded | HR 0079100 19,229.18 |
| | ICMA RETIREMENT TRUST 457 | \$ 19,229.18 |
| ACH | LINCOLN NATIONAL LIFE INS CO P/R 12 6/7/19 Deferred Comp Ded | HR 0079100 22,468.33 |
| | LINCOLN NATIONAL LIFE INS CO | \$ 22,468.33 |
| ACH | ICMA RETIREMENT TRUST 401 P/R 12 6/7/19 Deferred Comp Ded | HR 0079100 5,646.90 |
| | ICMA RETIREMENT TRUST 401 | \$ 5,646.90 |
| ACH | AQUA BEN CORPORATION DAFT-4,600 Lbs Hydrofloc 748E DAFT-4,600 Lbs Hydrofloc 748E RP2-23,000 Lbs Hydrofloc 748E | 38818 4,361.72 38872 4,361.72 38851 21,808.60 |
| | AQUA BEN CORPORATION | \$ 30,532.04 |
| ACH | UNIVAR USA INC CCWRP-12,433 Lbs Sodium Bisulfite TP1-11,274 Lbs Sodium Bisulfite RP5-12,691 Lbs Sodium Bisulfite | LA723848 2,898.92 LA724311 2,628.83 LA724128 2,959.06 |
| | UNIVAR USA INC | \$ 8,486.81 |
| ACH | R F MACDONALD RP1Mnt-Tune Boiler SN# FB1135-60W-1 | 274907 1,450.00 |
| | R F MACDONALD | \$ 1,450.00 |
| ACH | AMERICAN COMPRESSOR CO 22 Filter Mats | 190360-P 203.62 |
| | AMERICAN COMPRESSOR CO | \$ 203.62 |
| ACH | THATCHER COMPANY OF CALIFORNIA CCWRP-10.889 Tons Aluminum Sulfate | 264228 3,665.67 |
| | THATCHER COMPANY OF CALIFORNIA | \$ 3,665.67 |
| ACH | CAROLLO ENGINEERS RW15003/RW15004-4/2019 Professional Svcs EN17049-4/2019 Professional Svcs EN17043/EN17110-4/2019-Professional Srvs EN19001/EN19006-4/2019 Professional Svcs | 0177027 213.39 0177028 13,360.40 0177120 31,773.00 0176783 30,855.00 |
| | CAROLLO ENGINEERS | \$ 76,201.79 |
| ACH | MCMASTER-CARR SUPPLY CO High Visibility Steel Sight Snap In Plugs, Diamond Tags | 95898638 67.53 96259789 198.83 |
| | MCMASTER-CARR SUPPLY CO | \$ 266.36 |

| Check | Payee / Description | Amount |
|-------|---|--|
| ACH | AUTOMATED GATE SERVICES INC RP2-Vehicle Loops for Swing Gate 134296 | 3,600.00 |
| | AUTOMATED GATE SERVICES INC \$ | 3,600.00 |
| ACH | BABCOCK LABORATORIES, INC East End Solids Formation Study BR90663-2045 | 288.00 |
| | BABCOCK LABORATORIES, INC \$ | 288.00 |
| ACH | NATIONAL BUSINESS INVESTIGATIO Employee Background Chk MA,MPG IEUA-1070 | 310.82 |
| | NATIONAL BUSINESS INVESTIGATIO\$ | 310.82 |
| ACH | HACH COMPANY RP1Mnt-DPD Total Refill Vials 11457181 | 251.54 |
| | HACH COMPANY \$ | 251.54 |
| ACH | CS-AMSCO AUMA Actuator Effluent Valve 14744 SA10.2/GK14.2/AM02.1 S/N - A082465 14761 | 8,362.50 7,098.73 |
| | CS-AMSCO \$ | 15,461.23 |
| ACH | OLIN CORP TP1-4,502 Gals Sodium Hypochlorite 2680991 TP1-4,898 Gals Sodium Hypochlorite 2679350 RP4-4,932 Gals Sodium Hypochlorite 2679349 TP1-4,840 Gals Sodium Hypochlorite 2678206 TP1-4,922 Gals Sodium Hypochlorite 2677420 TP1-4,958 Gals Sodium Hypochlorite 2677419 CCWRP-4,820 Gals Sodium Hypochlorite 2677418 TP1-4,730 Gals Sodium Hypochlorite 2677037 TP1-4,928 Gals Sodium Hypochlorite 2676371 RP4-4,960 Gals Sodium Hypochlorite 2676370 CCWRP-2,994 Gals Sodium Hypochlorite 2675556 RP5-4,948 Gals Sodium Hypochlorite 2679351 TP1-4,936 Gals Sodium Hypochlorite 2679827 RP5-4,954 Gals Sodium Hypochlorite 2679828 TP1-4,826 Gals Sodium Hypochlorite 2680268 TP1-4,980 Gals Sodium Hypochlorite 2680584 | 3,772.68 3,791.05 3,817.37 3,746.16 3,809.63 3,837.49 3,730.68 3,963.74 3,814.27 3,839.04 2,508.97 3,829.75 3,820.46 3,834.40 3,735.32 3,854.52 |
| | OLIN CORP \$ | 59,705.53 |
| ACH | ELECTRO-CHEMICAL DEVICES, INC 11 Membrane Replacement Kits 68270 | 2,320.78 |
| | ELECTRO-CHEMICAL DEVICES, INC \$ | 2,320.78 |
| ACH | EPI-USE AMERICA INC 4/2019 HCM Consulting 263907631 | 1,550.00 |
| | EPI-USE AMERICA INC \$ | 1,550.00 |
| ACH | MICROAGE Solstice Pod Gen3 2057888 | 985.00 |

| Check | Payee / Description | Amount |
|-------|---|---|
| | MICROAGE | \$ 985.00 |
| ACH | CALIFORNIA WATER TECHNOLOGIES RP1-17,556 lbs Ferric Chloride Solution 35252 CCWRP-18,515 lbs Ferric Chloride Solutio 35279 PhillS-17,222 lbs Ferric Chloride Soluti 35276 | 3,824.96 4,033.97 3,752.22 |
| | CALIFORNIA WATER TECHNOLOGIES \$ | 11,611.15 |
| ACH | PRIORITY BUILDING SERVICES LLC April 2019 Janitorial Service 63916 | 16,875.00 |
| | PRIORITY BUILDING SERVICES LLC\$ | 16,875.00 |
| ACH | ECOTECH SERVICES INC 4/19 Residential Home Pressure Regulatio 1432 | 7,797.10 |
| | ECOTECH SERVICES INC \$ | 7,797.10 |
| ACH | AMAZON BUSINESS Staples,Color Coded Labels,Post-its 1X7L-HJK9-Y33 4 Way Connector Plug 1LCT-X36F-RD1 2 Hazmat Diamond Signs 1VXJ-H9DD-3M3 2 Auburn Igniters 1WHY-K1Y9-HW9 4 Killer Filter Replacements 1F63-N3WJ-4GF 11 Ugly's Electrical References Books 1J9P-XW36-9NC Receptacle Threaded Cover 1WHY-K1Y9-J6M | 52.76 10.79 55.38 98.77 195.39 144.57 53.70 |
| | AMAZON BUSINESS \$ | 611.36 |
| ACH | KEARNS & WEST PL19002-4/19 Prof Svcs-Project 1717 016249 | 13,270.42 |
| | KEARNS & WEST \$ | 13,270.42 |
| ACH | ZENON ENVIRONMENTAL CORPORATIO EN19001-3/1-3/31 Prof Svcs 99725714 | 60,000.00 |
| | ZENON ENVIRONMENTAL CORPORATIO\$ | 60,000.00 |
| ACH | REDWOOD ENERGY STORAGE II LLC 4/7-5/7/19 RP4 Energy Storage System Mgm 2 | 27,708.33 |
| | REDWOOD ENERGY STORAGE II LLC \$ | 27,708.33 |
| ACH | SHELL ENERGY NORTH AMERICA LP 4/19 Gas Cmmdty-Core,2/19 Adj 1100002880304 | 63,159.52 |
| | SHELL ENERGY NORTH AMERICA LP \$ | 63,159.52 |
| ACH | IEUA EMPLOYEES' ASSOCIATION P/R 12 6/7/19 Employee Ded HR 0079100 | 225.00 |
| | IEUA EMPLOYEES' ASSOCIATION \$ | 225.00 |
| ACH | IEUA SUPERVISORS UNION ASSOCIA P/R 12 6/7/19 Employee Ded HR 0079100 | 330.00 |
| | IEUA SUPERVISORS UNION ASSOCIA\$ | 330.00 |

| Check | Payee / Description | Amount |
|-------|---|---------------------|
| ACH | IEUA GENERAL EMPLOYEES ASSOCIA P/R 12 6/7/19 Employee Ded | HR 0079100 1,081.60 |
| | IEUA GENERAL EMPLOYEES ASSOCIAS | 1,081.60 |
| ACH | IEUA PROFESSIONAL EMPLOYEES AS P/R 12 6/7/19 Employee Ded | HR 0079100 510.00 |
| | IEUA PROFESSIONAL EMPLOYEES ASS | 510.00 |
| ACH | DISCOVERY BENEFITS INC P/R 12 6/7/19 Cafeteria Plan | HR 0079100 4,017.40 |
| | DISCOVERY BENEFITS INC | \$ 4,017.40 |
| ACH | PATRICK W HUNTER P/R 12 6/7/19 | HR 0079100 248.50 |
| | PATRICK W HUNTER | \$ 248.50 |
| ACH | U S HOSE INC SwrColl-Cam-Lck Adptrs,Cam-Lck Cps,Cam-L 0135128-IN | 1,484.47 |
| | U S HOSE INC | \$ 1,484.47 |
| ACH | JEREMY HARRIS CONSTRUCTION, IN RP3Bsns-Ld/Hl/Dsps Silt,Cttnng/Wndrwnng Si 3154 | 77,066.51 |
| | JEREMY HARRIS CONSTRUCTION, IN\$ | 77,066.51 |
| ACH | AQUA BEN CORPORATION DAFT-4,600 Lbs Hydrofloc 748E | 38908 4,361.72 |
| | DAFT-4,600 Lbs Hydrofloc 748E | 38642 4,361.72 |
| | RP1-23,000 Lbs Hydrofloc 750E | 38643 28,499.88 |
| | RP1-23,000 Lbs Hydrofloc 750E | 38819 28,499.88 |
| | RP1-23,000 Lbs Hydrofloc 750E | 38873 28,499.88 |
| | RP1-23,000 Lbs Hydrofloc 750E | 38909 28,499.88 |
| | AQUA BEN CORPORATION | \$ 122,722.96 |
| ACH | NAPA GENUINE PARTS COMPANY Battery,Core Charge | 4584-279533 152.08 |
| | NAPA GENUINE PARTS COMPANY | \$ 152.08 |
| ACH | SANTA ANA WATERSHED April 2019 Truck Discharge | 9503 4,911.42 |
| | Direct Discharge, Emergency Discharge Pe | 9514 5,900.00 |
| | April 2019 Service | 9509 97,970.01 |
| | SANTA ANA WATERSHED | \$ 108,781.43 |
| ACH | WAXIE SANITARY SUPPLY Cups,Lids | 78225813 1,155.54 |
| | WAXIE SANITARY SUPPLY | \$ 1,155.54 |
| ACH | AMERICAN COMPRESSOR CO | |

| Check | Payee / Description | Amount |
|-------|---|-----------|
| | Separator,Oil Filter,Air Filter,V-Belt,F 190386-P | 1,664.93 |
| | AMERICAN COMPRESSOR CO \$ | 1,664.93 |
| ACH | ACCUSTANDARD INC Performance Check Std,Tin ICP Std 898852 | 273.51 |
| | ACCUSTANDARD INC \$ | 273.51 |
| ACH | CAROLLO ENGINEERS EN17049-3/2019 Professional Svcs 0176161 16,766.50 RW15003-12/2018 Professional Svcs 0173738 10,669.38 RW15003-8/2018 Professional Svcs 0170596 5,808.31 RW15003-10/2018 Professional Svcs 0171800 1,532.45 RW15003/RW15004-9/2018 Professional Svcs 0171213 7,385.93 | |
| | CAROLLO ENGINEERS \$ | 42,162.57 |
| ACH | MCMASTER-CARR SUPPLY CO Sign Holder, Rubber Hammer 96602460 | 314.93 |
| | MCMASTER-CARR SUPPLY CO \$ | 314.93 |
| ACH | INDUSTRIAL SUPPLY CO RP1Mnt-Std Drill Bits, Flex Discs, Brown D 100007 | 110.59 |
| | INDUSTRIAL SUPPLY CO \$ | 110.59 |
| ACH | SCHNEIDER ELECTRIC SYSTEMS INC RP1Mnt-Intelligent Positioner 93968640 1,379.11 5/14/19-8/13/19 IA/DCS Tech Support Svc 93966731 19,838.00 | |
| | SCHNEIDER ELECTRIC SYSTEMS INC \$ | 21,217.11 |
| ACH | NATIONAL CONSTRUCTION RENTALS 5/17/19-6/13/19 Potty/Handicap Potty/Sin 5377065 | 994.80 |
| | NATIONAL CONSTRUCTION RENTALS \$ | 994.80 |
| ACH | OLIN CORP TP1-4,970 Gals Sodium Hypochlorite 2683476 3,846.78 TP1-4,922 Gals Sodium Hypochlorite 2682902 3,809.63 TP1-4,868 Gals Sodium Hypochlorite 2690200 3,767.83 RP4-4,928 Gals Sodium Hypochlorite 2682242 3,814.27 TP1-4,932 Gals Sodium Hypochlorite 2683857 3,817.37 TP1-4,906 Gals Sodium Hypochlorite 2684265 3,797.24 TP1-4,916 Gals Sodium Hypochlorite 2682240 3,804.98 RP5-4,932 Gals Sodium Hypochlorite 2682241 3,817.37 | |
| | OLIN CORP \$ | 30,475.47 |
| ACH | GK & ASSOCIATES 46-2054-4/19 Prof Svcs 19-021 34,716.00 46-2054-4/19 Prof Svcs 19-022 11,900.00 46-2054-4/19 Prof Svcs 19-019 23,232.00 46-2054-4/19 Prof Svcs 19-020 12,390.00 | |
| | GK & ASSOCIATES \$ | 82,238.00 |

| Check | Payee / Description | Amount |
|-------|---|-----------|
| ACH | CRB SECURITY SOLUTIONS HQ-Replace 3 Cameras, 2 New Cameras 13453 | 2,665.39 |
| | CRB SECURITY SOLUTIONS \$ | 2,665.39 |
| ACH | DOWNS ENERGY RP1-189.6 Gals Dyed Diesel Fuel 0250247-IN 622.30 RP4-173.50 Gals Dyed Diesel Fuel 0250246-IN 635.83 | 1,258.13 |
| | DOWNS ENERGY \$ | 1,258.13 |
| ACH | CALIFORNIA WATER TECHNOLOGIES Phills-16,408 lbs Ferric Chloride Soluti 35283 3,574.87 RP4-18,022 lbs Ferric Chloride Solution 35292 3,926.49 Phills-17,628 lbs Ferric Chloride Soluti 35298 3,840.64 | 11,342.00 |
| | CALIFORNIA WATER TECHNOLOGIES \$ | 11,342.00 |
| ACH | ARCADIS U.S., INC. WR18028-3/2019 Professional Services 0973935 27,640.82 | 27,640.82 |
| | ARCADIS U.S., INC. \$ | 27,640.82 |
| ACH | THATCHER ENGINEERING & ASSOC DL37145-Prof Svcs (Block Wall Estimates) 3936 150.00 | 150.00 |
| | THATCHER ENGINEERING & ASSOC \$ | 150.00 |
| ACH | SOLAR STAR CALIFORNIA V LLC RP1-4/1-4/30 2450 Phila St E02M0616-2750 3,869.70 RP1-4/1-4/30 2450 Phila St E02M0615-2750 14,275.60 RP5/TP5/HQA/B-4/1-4/30 6075 Kimball Ave E02M0614-2750 22,765.00 | 40,910.30 |
| | SOLAR STAR CALIFORNIA V LLC \$ | 40,910.30 |
| ACH | IEUA EMPLOYEES' ASSOCIATION P/R DIR 6 6/14/19 Employee Ded HR 0080100 12.00 | 12.00 |
| | IEUA EMPLOYEES' ASSOCIATION \$ | 12.00 |
| ACH | ICMA RETIREMENT TRUST 457 P/R 13 6/21/19 Deferred Comp Ded HR 0080200 19,497.37 | 19,497.37 |
| | ICMA RETIREMENT TRUST 457 \$ | 19,497.37 |
| ACH | LINCOLN NATIONAL LIFE INS CO P/R 13 6/21/19 Deferred Comp Ded HR 0080200 21,799.13 | 21,799.13 |
| | LINCOLN NATIONAL LIFE INS CO \$ | 21,799.13 |
| ACH | ICMA RETIREMENT TRUST 401 P/R 13 6/21/19 Exec Deferred Comp HR 0080200 5,779.89 | 5,779.89 |
| | ICMA RETIREMENT TRUST 401 \$ | 5,779.89 |
| ACH | NAPA GENUINE PARTS COMPANY Lucas Red Tacky 4584-280089 135.55 Serp Belts 4584-280244 81.87 Serp Belts - Returned 4584-281136 81.87 | 299.29 |

| Check | Payee / Description | | Amount |
|-------|---|--------------|-----------|
| | NAPA GENUINE PARTS COMPANY | \$ | 135.55 |
| ACH | ROYAL INDUSTRIAL SOLUTIONS | | |
| | Transformer | 6046-669630 | 138.71 |
| | Human Interface Module | 6046-669868 | 410.58 |
| | Cambric Tape, Splices, Rubber Tape, Flex Co | 6046-669904 | 432.90 |
| | Timing Relay | 6046-669923 | 173.75 |
| | Cord Connectors, Liq-Tite Connectors | 6046-669570 | 455.19 |
| | ROYAL INDUSTRIAL SOLUTIONS | \$ | 1,611.13 |
| ACH | TELL STEEL INC | | |
| | Rectangular Tubing | 19-0046239 | 781.19 |
| | Alum Floor Plates | 19-0046347 | 347.76 |
| | TELL STEEL INC | \$ | 1,128.95 |
| ACH | GENESIS CONSTRUCTION | | |
| | EN13001-5/19 Pay Est 1 | PE 1-EN13001 | 27,171.31 |
| | GENESIS CONSTRUCTION | \$ | 27,171.31 |
| ACH | ACCUSTANDARD INC | | |
| | Benzidine, Dichlorobenzidine | 899129 | 139.51 |
| | ACCUSTANDARD INC | \$ | 139.51 |
| ACH | CAROLLO ENGINEERS | | |
| | 4600002677-4/2019 Professional Services | 0177383 | 23,305.45 |
| | EN110399-3/2019 Professional Svcs | 0176477 | 9,658.50 |
| | CAROLLO ENGINEERS | \$ | 32,963.95 |
| ACH | MCMASTER-CARR SUPPLY CO | | |
| | Lockout Padlocks with Labels | 97171611 | 153.66 |
| | Strut Channel, Clamps | 97232447 | 415.55 |
| | Grease Dispensr, Flap Wheels, Float Rod, Co | 97136111 | 349.94 |
| | Drill Bits, Concrete Anchors | 97325363 | 319.53 |
| | SS Wire Rope, SS Clamp | 95562017 | 650.80 |
| | MCMASTER-CARR SUPPLY CO | \$ | 1,889.48 |
| ACH | HACH COMPANY | | |
| | TP1-Stablcal Ampule Kit | 11476428 | 240.17 |
| | HACH COMPANY | \$ | 240.17 |
| ACH | KVAC ENVIRONMENTAL SERVICES IN | | |
| | FacMgt-4/29/19 HazMat Disposal Service | KW1904048 | 2,451.19 |
| | FacMgt-5/1/19 HazMat Disposal Service | KW1905006 | 704.95 |
| | KVAC ENVIRONMENTAL SERVICES IN\$ | | 3,156.14 |
| ACH | NATIONAL CONSTRUCTION RENTALS | | |
| | RP1-5/23/19-6/19/19 Toilet, Handwash | 5384072 | 211.55 |
| | NATIONAL CONSTRUCTION RENTALS | \$ | 211.55 |

| Check | Payee / Description | Amount |
|-------|--|-------------------------|
| ACH | RSD Pleated Filters | 55301488-00 655.55 |
| | RSD | \$ 655.55 |
| ACH | STANEK CONSTRUCTORS INC EN14042-5/19 Pay Est 5 | PE 5-EN14042 61,886.40 |
| | STANEK CONSTRUCTORS INC | \$ 61,886.40 |
| ACH | OLIN CORP TP1-4,932 Gals Sodium Hypochlorite | 2685994 3,817.37 |
| | TP1-4,920 Gals Sodium Hypochlorite | 2685447 3,808.08 |
| | RP5-4,904 Gals Sodium Hypochlorite | 2685448 3,795.70 |
| | OLIN CORP | \$ 11,421.15 |
| ACH | ADVANCED ENVIRONMENTAL COMPLIA RP1-Boiler 1 & 2 Source Test | 7579 7,416.00 |
| | ADVANCED ENVIRONMENTAL COMPLIA | \$ 7,416.00 |
| ACH | ULLOA, EUNICE M 6/6/19 Policy Cmmtt Fee-Tiegs,K | RPC-6/6/19 100.00 |
| | ULLOA, EUNICE M | \$ 100.00 |
| ACH | TIEGS, KATHLEEN 6/6/19 Policy Cmmtt Fee-Tiegs,K | RPC-6/6/19 100.00 |
| | TIEGS, KATHLEEN | \$ 100.00 |
| ACH | MICROAGE SolarWinds Patch Manager License | 2057450 3,150.00 |
| | Cisco Fire Power Security Appliance, Powe | 2056867 14,920.14 |
| | Aruba Access Point, Antenna, HPE Foundatio | 2057143 729.68 |
| | MICROAGE | \$ 18,799.82 |
| ACH | CALIFORNIA WATER TECHNOLOGIES RP2-16,753 lbs Ferric Chloride Solution | 35195 3,649.94 |
| | RP1-16,653 lbs Ferric Chloride Solution | 35307 3,628.26 |
| | Phills-15,398 lbs Ferric Chloride Soluti | 35336 3,354.88 |
| | CALIFORNIA WATER TECHNOLOGIES | \$ 10,633.08 |
| ACH | V3IT CONSULTING INC SAP BASIS April 2019 Support | V3IT2019IEUA0 6,184.00 |
| | V3IT CONSULTING INC | \$ 6,184.00 |
| ACH | FERREIRA COASTAL CONSTRUCTION EN19015-5/19 Pay Est 4 | PE 4-EN19015 101,090.92 |
| | FERREIRA COASTAL CONSTRUCTION | \$ 101,090.92 |
| ACH | WEST COAST ADVISORS 5/19 Prof Svcs | 12416 9,800.00 |

| Check | Payee / Description | Amount |
|-------|---|--|
| | WEST COAST ADVISORS | \$ 9,800.00 |
| ACH | PRIORITY BUILDING SERVICES LLC April 2019 Lab Janitorial Service 63918 | 3,261.54 |
| | PRIORITY BUILDING SERVICES LLC\$ | 3,261.54 |
| ACH | FLOW N CONTROL INC Explosion Proof Pump 5068 | 5,781.63 |
| | FLOW N CONTROL INC | \$ 5,781.63 |
| ACH | YORKE ENGINEERING LLC EN19006-2/1-3/29 Air Quality & Environme 18732R EC-2/19-3/19 RP1/RP5 AirQlty & Environme 18755R | 3,009.50 2,621.25 |
| | YORKE ENGINEERING LLC | \$ 5,630.75 |
| ACH | AMAZON BUSINESS Ball Valves 14XR-RWG7-NCV Shot Glasses 17RD-GH3R-6KT Clasp Envelopes, Desk Foot Rests 11RW-CNVR-VGT Return Desk Calendar 164V-MRJD-7F9 Return Wireless Earbud Neckband 1TG9-L9TG-CVF | 119.83 186.24 110.25 14.00 22.92 |
| | AMAZON BUSINESS | \$ 379.40 |
| ACH | CDM CONSTRUCTORS INC EN13016.03-5/19 Pay Est 16 PE 16-EN13016 EN13016.04-5/19 Pay Est 20 PE 20-EN13016 | 180,652.28 27,684.52 |
| | CDM CONSTRUCTORS INC | \$ 208,336.80 |
| ACH | HENKELS & MC COY INC EN13048-5/19 Pay Est 5 PE 5-EN13048 | 14,807.53 |
| | HENKELS & MC COY INC | \$ 14,807.53 |
| ACH | BEST CONTRACTING SERVICES INC EN19037-5/19 Pay Est 5 PE 5-EN19037 | 8,550.00 |
| | BEST CONTRACTING SERVICES INC | \$ 8,550.00 |
| ACH | SCHULER CONSTRUCTORS INC EN17045-5/19 Pay Est 2 PE 2-EN17045 | 59,874.70 |
| | SCHULER CONSTRUCTORS INC | \$ 59,874.70 |
| ACH | IEUA EMPLOYEES' ASSOCIATION P/R 13 6/21/19 Employee Ded HR 0080200 | 225.00 |
| | IEUA EMPLOYEES' ASSOCIATION | \$ 225.00 |
| ACH | IEUA SUPERVISORS UNION ASSOCIA P/R 13 6/21/19 Employee Ded HR 0080200 | 330.00 |
| | IEUA SUPERVISORS UNION ASSOCIA\$ | 330.00 |
| ACH | IEUA GENERAL EMPLOYEES ASSOCIA | |

| Check | Payee / Description | Amount |
|-------|--|---|
| | P/R 13 6/21/19 Employee Ded | HR 0080200 1,081.60 |
| | IEUA GENERAL EMPLOYEES ASSOCIA\$ | 1,081.60 |
| ACH | IEUA PROFESSIONAL EMPLOYEES AS P/R 13 6/21/19 Employee Ded | HR 0080200 510.00 |
| | IEUA PROFESSIONAL EMPLOYEES AS\$ | 510.00 |
| ACH | DISCOVERY BENEFITS INC P/R 13 6/21/19 Cafeteria Plan | HR 0080200 4,017.40 |
| | DISCOVERY BENEFITS INC \$ | 4,017.40 |
| ACH | PATRICK W HUNTER P/R 13 6/21/19 | HR 0080200 248.50 |
| | PATRICK W HUNTER \$ | 248.50 |
| ACH | ELIE, STEVE MlgReim-5/19 Meetings-Elie,S | MLG 5/19 31.67 |
| | ELIE, STEVE \$ | 31.67 |
| ACH | HALL, JASMIN MlgReim-5/19 Meetings-Hall,J MlgReim-5/19 Meetings-Hall,J | MLG 5/19A 233.45 MLG 5/19B 57.01 |
| | HALL, JASMIN \$ | 290.46 |
| ACH | PARKER, KATI MlgReim-5/19 Meetings-Parker,K | MLG 5/19 102.89 |
| | PARKER, KATI \$ | 102.89 |
| ACH | AQUA BEN CORPORATION RP1-23,000 Lbs Hydrofloc 750E DAFT-4,600 Lbs Hydrofloc 748E RP2-23,000 Lbs Hydrofloc 748E | 39006 28,499.88 39005 4,361.72 39023 21,808.60 |
| | AQUA BEN CORPORATION \$ | 54,670.20 |
| ACH | ROYAL INDUSTRIAL SOLUTIONS Conduit, Connectors, Hubs, Conduit Bodies, C Fluorescent Lamps, Spring Nuts, Reducers, G Pulse Start Lamps, LED Lamps Flex Connectors Time Delay Fuses Manual Starting Switches, Reducers Contactor, Aux Contact Kit Coated Conduit Bodies, Coated Hubs Conduit, Hubs, Conduit Bodies, Strut Straps Relays, Bases | 6046-669624 1,609.02 6046-670500 480.33 6046-669204 453.77 6046-670297 45.03 6046-670405 908.77 6046-669249 900.85 6046-670349 247.88 6046-669872 477.99 6046-670048 2,999.79 6046-670222 354.41 |
| | ROYAL INDUSTRIAL SOLUTIONS \$ | 8,477.84 |
| ACH | UNIVAR USA INC TP1-13,237 Lbs Sodium Bisulfite TP1-13,040 Lbs Sodium Bisulfite | LA729448 3,086.43 LA728711 3,040.44 |

| Check | Payee / Description | Amount |
|-------|--|---------------|
| | UNIVAR USA INC | \$ 6,126.87 |
| ACH | WAXIE SANITARY SUPPLY Exit Sign 78289515 | 150.79 |
| | WAXIE SANITARY SUPPLY | \$ 150.79 |
| ACH | WEST VALLEY MOSQUITO AND 2/19 Mosquito Control f/WW Trtmnt Facili 2451 | 86.42 |
| | 4/19 Mosquito Control f/WW Trtmnt Facili 2465 | 2,124.90 |
| | 3/19 Mosquito Control f/WW Trtmnt Facili 2457 | 999.79 |
| | 5/19 Mosquito Control f/WW Trtmnt Facili 2472 | 1,444.47 |
| | WEST VALLEY MOSQUITO AND | \$ 4,655.58 |
| ACH | THATCHER COMPANY OF CALIFORNIA RP4-45,320 Lbs Aluminum Sulfate 264917 | 3,670.55 |
| | TP1-45,340 Lbs Aluminum Sulfate 264221 | 3,672.17 |
| | TP1-45,480 Lbs Aluminum Sulfate 263725 | 3,647.46 |
| | THATCHER COMPANY OF CALIFORNIA | \$ 10,990.18 |
| ACH | MCMASTER-CARR SUPPLY CO Washdown Enclosures 97954202 | 204.97 |
| | Folding Guard, Pipe Wrench, Wheel Wrench, I 97888685 | 2,664.45 |
| | Liquid Powered Jet Pump, Valves, Nozzle, Co 96139193 | 1,710.82 |
| | Revolving Red Light, Lever Switch, Silicon 98188847 | 200.75 |
| | Liquid Powered Jet Pump 96394682 | 911.85 |
| | Angle Grinder Wheel, Sandy Disc 97781171 | 89.07 |
| | MCMASTER-CARR SUPPLY CO | \$ 5,781.91 |
| ACH | TOM DODSON & ASSOCIATES RW15003/4-3/81-4/24 Prof Svcs IE-305 19-2 | 1,050.00 |
| | TOM DODSON & ASSOCIATES | \$ 1,050.00 |
| ACH | PALM AUTO DETAIL INC 4/19 Carwash Svcs f/Agency Fleet Vehicle 19499-4 | 4,560.00 |
| | 5/19 Carwash Svcs f/Agency Fleet Vehicle 19599-4 | 4,560.00 |
| | PALM AUTO DETAIL INC | \$ 9,120.00 |
| ACH | SCHNEIDER ELECTRIC SYSTEMS INC pH/ORP Sensors 93976405 | 1,189.74 |
| | SCHNEIDER ELECTRIC SYSTEMS INC | \$ 1,189.74 |
| ACH | INLAND EMPIRE REGIONAL 5/19 Biosolids 90024221 | 363,415.36 |
| | INLAND EMPIRE REGIONAL | \$ 363,415.36 |
| ACH | PARSONS WATER & INFRASTRUCTURE EN19001/EN19006-4/6-5/3 Prof Svcs 1905B389 | 914,519.32 |
| | PARSONS WATER & INFRASTRUCTURE | \$ 914,519.32 |

| Check | Payee / Description | | Amount |
|-------|---|-------------|-----------|
| ACH | HACH COMPANY | | |
| | RP1Mnt-Spectrophotometer w/RFID | 11491875 | 4,814.81 |
| | RP1Ops-Nitrite TNT+ LR,Ammonia TNT+ LR | 11476420 | 1,395.43 |
| | RP1Ops-Nitrite TNT+ LR | 11479018 | 207.79 |
| | | | --- |
| | HACH COMPANY | \$ | 6,418.03 |
| ACH | INNOVATIVE FEDERAL STRATEGIES | | |
| | 6/19 Prof Svcs | 062019 | 8,000.00 |
| | | | --- |
| | INNOVATIVE FEDERAL STRATEGIES | \$ | 8,000.00 |
| ACH | KVAC ENVIRONMENTAL SERVICES IN | | |
| | FacMgt-3/27,4/8,4/10,4/11,4/16 HazMat Ds KW1903077A | | 10,667.60 |
| | | | --- |
| | KVAC ENVIRONMENTAL SERVICES IN | \$ | 10,667.60 |
| ACH | RSD | | |
| | Flexible Couplings,Nipples | 55299346-00 | 806.88 |
| | | | --- |
| | RSD | \$ | 806.88 |
| ACH | OLIN CORP | | |
| | RP4-4,900 Gals Sodium Hypochlorite | 2689304 | 3,792.60 |
| | TP1-4,878 Gals Sodium Hypochlorite | 2689302 | 3,775.57 |
| | RP5-4,894 Gals Sodium Hypochlorite | 2683477 | 3,787.96 |
| | TP1-4,904 Gals Sodium Hypochlorite | 2689688 | 3,795.70 |
| | RP5-4,914 Gals Sodium Hypochlorite | 2688752 | 3,803.44 |
| | | | --- |
| | OLIN CORP | \$ | 18,955.27 |
| ACH | GK & ASSOCIATES | | |
| | 46-2054-5/19 Prof Svcs | 19-028 | 13,090.00 |
| | | | --- |
| | GK & ASSOCIATES | \$ | 13,090.00 |
| ACH | DANRAE INC | | |
| | EN14019-5/2019 Professional Services | 151112 | 2,143.75 |
| | EN15012-5/2019 Professional Services | 151113 | 831.25 |
| | EN14042-5/2019 Professional Services | 151114 | 4,462.50 |
| | EN17049-5/2019 Professional Services | 151115 | 2,992.50 |
| | | | --- |
| | DANRAE INC | \$ | 10,430.00 |
| ACH | MICROAGE | | |
| | Cisco Catalyst 3650-24PD-L | 2060094 | 3,564.96 |
| | | | --- |
| | MICROAGE | \$ | 3,564.96 |
| ACH | CALIFORNIA WATER TECHNOLOGIES | | |
| | Phills-17,581 lbs Ferric Chloride Soluti | 35378 | 3,830.35 |
| | RP1-17,966 lbs Ferric Chloride Solution | 35383 | 3,914.24 |
| | RP2-18,438 lbs Ferric Chloride Solution | 35368 | 4,017.07 |
| | | | --- |
| | CALIFORNIA WATER TECHNOLOGIES | \$ | 11,761.66 |
| ACH | FERREIRA COASTAL CONSTRUCTION | | |
| | EN19019-4/2019 Professional Svcs | 5216-006 | 79,157.56 |
| | | | --- |

| Check | Payee / Description | Amount |
|-------|--|------------|
| | FERREIRA COASTAL CONSTRUCTION \$ | 79,157.56 |
| ACH | JC LAW FIRM | |
| | 5/19 Regional Contract 00593 | 3,055.00 |
| | 5/19 RCA Legal 00592 | 2,775.00 |
| | 5/19 General Legal 00591 | 45,265.00 |
| | 5/19 San Bernardino Transit Auth vs IEUA 00595 | 1,710.00 |
| | 5/19 Watermaster 00594 | 540.00 |
| | JC LAW FIRM \$ | 53,345.00 |
| ACH | U S BANK - PAYMENT PLUS | |
| | 100951 POLYDYNE INC 2200099774 | 7,306.87 |
| | 105316 PLUMBERS DEPOT INC 2200099626 | 11,610.97 |
| | 100163 J G TUCKER & SON INC 2200099772 | 648.67 |
| | 105133 BIRMINGHAM CONTROLS INC 2200100016 | 1,837.05 |
| | 100319 MISSION REPROGRAPHICS 2200099773 | 187.42 |
| | 101706 CALOLYMPIC SAFETY 2200100015 | 8,123.31 |
| | 107432 PMC ENGINEERING LLC 2200099627 | 810.40 |
| | 107780 SUPERIOR ELECTRIC MOTOR SERVICE I 2200099628 | 10,357.48 |
| | 100150 HARRINGTON INDUSTRIAL PLASTICS LL 2200100014 | 2,361.40 |
| | 100150 HARRINGTON INDUSTRIAL PLASTICS LL 2200099771 | 962.98 |
| | 100066 CALIF ENVIRONMENTAL CONTROLS INC 2200100013 | 8,825.01 |
| | 100163 J G TUCKER & SON INC 2200099874 | 2,682.01 |
| | 105213 BAVCO 2200099625 | 192.21 |
| | 100150 HARRINGTON INDUSTRIAL PLASTICS LL 2200099624 | 5,539.47 |
| | 107889 ALS ENVIRONMENTAL 2200099629 | 3,400.00 |
| | 100150 HARRINGTON INDUSTRIAL PLASTICS LL 2200099873 | 260.58 |
| | 107780 SUPERIOR ELECTRIC MOTOR SERVICE I 2200099775 | 67,701.06 |
| | U S BANK - PAYMENT PLUS \$ | 132,806.89 |
| ACH | AMAZON BUSINESS | |
| | Anti Glare Screen Protector 1PL4-N4FQ-WXG | 27.99 |
| | Diploma Frames 11RW-CNVR-FQ4 | 320.37 |
| | Bankers Boxes,Cleaning Duster, Clorox Wi 139Y-7RNN-1YC | 255.16 |
| | AMAZON BUSINESS \$ | 603.52 |
| ACH | VIDEO SERVICES | |
| | EN14019-Xylem Pump & Mixer Video Product 00103 | 571.77 |
| | VIDEO SERVICES \$ | 571.77 |
| ACH | REDWOOD ENERGY STORAGE LLC | |
| | 5/19 RP1/RP5/CCWRP Energy Storage System 7 | 12,708.33 |
| | REDWOOD ENERGY STORAGE LLC \$ | 12,708.33 |
| ACH | SHELL ENERGY NORTH AMERICA LP | |
| | RP1-5/1-5/31 16400 2450 Phila St 2/1-2/2 2044 5/19 | 5,943.48 |
| | RP1-5/1-5/31 16400 2450 Phila St 2/1-2/2 2042 5/19 | 86,811.49 |
| | CCWRP/TP/RWP-5/1-5/31 14950 Tlphn 2/1-2/ 2046 5/19 | 34,540.03 |
| | SHELL ENERGY NORTH AMERICA LP \$ | 127,295.00 |
| ACH | WESTERN DENTAL PLAN | |
| | 6/19 Agency Dental Plan 6/2019 | 2,174.09 |

| Check | Payee / Description | Amount |
|-------|--|-----------|
| | WESTERN DENTAL PLAN \$ | 2,174.09 |
| ACH | PREFERRED BENEFIT INSURANCE 6/19 Agency Dental Plan EIA28586 | 16,559.40 |
| | PREFERRED BENEFIT INSURANCE \$ | 16,559.40 |
| ACH | DISCOVERY BENEFITS INC May 2019 Admin Fees 0001020268-IN | 218.50 |
| | DISCOVERY BENEFITS INC \$ | 218.50 |
| ACH | HALL, JASMIN Reim-6/18/19 Breakfast Meeting with Karo 6/18/19 BRKFA | 17.64 |
| | HALL, JASMIN \$ | 17.64 |
| ACH | ESTRADA, JIMMIE J Reim Monthly Health Prem HEALTH PREM | 511.48 |
| | ESTRADA, JIMMIE J \$ | 511.48 |
| ACH | LICHTI, ALICE Reim Monthly Health Prem HEALTH PREM | 187.74 |
| | LICHTI, ALICE \$ | 187.74 |
| ACH | NOWAK, THEO T Reim Monthly Health Prem HEALTH PREM | 511.48 |
| | NOWAK, THEO T \$ | 511.48 |
| ACH | SONNENBURG, ILSE Reim Monthly Health Prem HEALTH PREM | 187.74 |
| | SONNENBURG, ILSE \$ | 187.74 |
| ACH | DYKSTRA, BETTY Reim Monthly Health Prem HEALTH PREM | 187.74 |
| | DYKSTRA, BETTY \$ | 187.74 |
| ACH | TORRES, ROBERT G Reim Monthly Health Prem HEALTH PREM | 187.74 |
| | TORRES, ROBERT G \$ | 187.74 |
| ACH | MUELLER, CAROLYN Reim Monthly Health Prem HEALTH PREM | 187.74 |
| | MUELLER, CAROLYN \$ | 187.74 |
| ACH | GRIFFIN, GEORGE Reim Monthly Health Prem HEALTH PREM | 187.74 |
| | GRIFFIN, GEORGE \$ | 187.74 |
| ACH | CANADA, ANGELA Reim Monthly Health Prem HEALTH PREM | 187.74 |

| Check | Payee / Description | Amount |
|-------|---|--------------------|
| | CANADA, ANGELA | \$ 187.74 |
| ACH | CUPERSMITH, LEIZAR Reim Monthly Health Prem | HEALTH PREM 187.74 |
| | CUPERSMITH, LEIZAR | \$ 187.74 |
| ACH | DELGADO-ORAMAS JR, JOSE Reim Monthly Health Prem | HEALTH PREM 323.74 |
| | DELGADO-ORAMAS JR, JOSE | \$ 323.74 |
| ACH | GRANGER, BRANDON Reim Monthly Health Prem | HEALTH PREM 161.87 |
| | GRANGER, BRANDON | \$ 161.87 |
| ACH | GADDY, CHARLES L Reim Monthly Health Prem | HEALTH PREM 161.87 |
| | GADDY, CHARLES L | \$ 161.87 |
| ACH | BAKER, CHRIS Reim Monthly Health Prem | HEALTH PREM 25.87 |
| | BAKER, CHRIS | \$ 25.87 |
| ACH | WEBB, DANNY C Reim Monthly Health Prem | HEALTH PREM 136.00 |
| | WEBB, DANNY C | \$ 136.00 |
| ACH | HUMPHREYS, DEBORAH E Reim Monthly Health Prem | HEALTH PREM 161.87 |
| | HUMPHREYS, DEBORAH E | \$ 161.87 |
| ACH | MOUAT, FREDERICK W Reim Monthly Health Prem | HEALTH PREM 161.87 |
| | MOUAT, FREDERICK W | \$ 161.87 |
| ACH | MORGAN, GARTH W Reim Monthly Health Prem | HEALTH PREM 136.00 |
| | MORGAN, GARTH W | \$ 136.00 |
| ACH | ALLINGHAM, JACK Reim Monthly Health Prem | HEALTH PREM 25.87 |
| | ALLINGHAM, JACK | \$ 25.87 |
| ACH | MAZUR, JOHN Reim Monthly Health Prem | HEALTH PREM 476.19 |
| | MAZUR, JOHN | \$ 476.19 |
| ACH | RUDDER, LARRY | |

| Check | Payee / Description | | Amount |
|-------|--|-------------|--------|
| | Reim Monthly Health Prem | HEALTH PREM | 25.87 |
| | RUDDER, LARRY | \$ | 25.87 |
| ACH | HAMILTON, MARIA Reim Monthly Health Prem | HEALTH PREM | 136.00 |
| | HAMILTON, MARIA | \$ | 136.00 |
| ACH | PICENO, TONY Reim Monthly Health Prem | HEALTH PREM | 187.74 |
| | PICENO, TONY | \$ | 187.74 |
| ACH | RAMOS, CAROL Reim Monthly Health Prem | HEALTH PREM | 25.87 |
| | RAMOS, CAROL | \$ | 25.87 |
| ACH | FISHER, JAY Reim Monthly Health Prem | HEALTH PREM | 136.00 |
| | FISHER, JAY | \$ | 136.00 |
| ACH | KING, PATRICK Reim Monthly Health Prem | HEALTH PREM | 25.87 |
| | KING, PATRICK | \$ | 25.87 |
| ACH | HOWARD, ROBERT JAMES Reim Monthly Health Prem | HEALTH PREM | 25.87 |
| | HOWARD, ROBERT JAMES | \$ | 25.87 |
| ACH | DIETZ, JUDY Reim Monthly Health Prem | HEALTH PREM | 136.00 |
| | DIETZ, JUDY | \$ | 136.00 |
| ACH | DAVIS, GEORGE Reim Monthly Health Prem | HEALTH PREM | 25.87 |
| | DAVIS, GEORGE | \$ | 25.87 |
| ACH | MONZAVI, TAGHI Reim Monthly Health Prem | HEALTH PREM | 25.87 |
| | MONZAVI, TAGHI | \$ | 25.87 |
| ACH | PETERSEN, KENNETH Reim Monthly Health Prem | HEALTH PREM | 187.74 |
| | PETERSEN, KENNETH | \$ | 187.74 |
| ACH | TRAUTERMAN, HELEN Reim Monthly Health Prem | HEALTH PREM | 187.74 |
| | TRAUTERMAN, HELEN | \$ | 187.74 |

| Check | Payee / Description | | Amount |
|-------|--|-------------|--------|
| ACH | TIEGS, KATHLEEN Reim Monthly Health Prem | HEALTH PREM | 942.38 |
| | TIEGS, KATHLEEN | \$ | 942.38 |
| ACH | DIGGS, GEORGE Reim Monthly Health Prem | HEALTH PREM | 511.48 |
| | DIGGS, GEORGE | \$ | 511.48 |
| ACH | HAYES, KENNETH Reim Monthly Health Prem | HEALTH PREM | 511.48 |
| | HAYES, KENNETH | \$ | 511.48 |
| ACH | HUNTON, STEVE Reim Monthly Health Prem | HEALTH PREM | 161.87 |
| | HUNTON, STEVE | \$ | 161.87 |
| ACH | RODRIGUEZ, LOUIS Reim Monthly Health Prem | HEALTH PREM | 161.87 |
| | RODRIGUEZ, LOUIS | \$ | 161.87 |
| ACH | VARBEL, VAN Reim Monthly Health Prem | HEALTH PREM | 476.19 |
| | VARBEL, VAN | \$ | 476.19 |
| ACH | CLIFTON, NEIL Reim Monthly Health Prem | HEALTH PREM | 335.19 |
| | CLIFTON, NEIL | \$ | 335.19 |
| ACH | WELLMAN, JOHN THOMAS Reim Monthly Health Prem | HEALTH PREM | 618.64 |
| | WELLMAN, JOHN THOMAS | \$ | 618.64 |
| ACH | SPEARS, SUSAN Reim Monthly Health Prem | HEALTH PREM | 25.87 |
| | SPEARS, SUSAN | \$ | 25.87 |
| ACH | TROXEL, WYATT Reim Monthly Health Prem | HEALTH PREM | 187.74 |
| | TROXEL, WYATT | \$ | 187.74 |
| ACH | CORLEY, WILLIAM Reim Monthly Health Prem | HEALTH PREM | 476.19 |
| | CORLEY, WILLIAM | \$ | 476.19 |
| ACH | CALLAHAN, CHARLES Reim Monthly Health Prem | HEALTH PREM | 25.87 |
| | CALLAHAN, CHARLES | \$ | 25.87 |

| Check | Payee / Description | Amount |
|-------|---|--------------------|
| ACH | LESNIAKOWSKI, NORBERT Reim Monthly Health Prem | HEALTH PREM 187.74 |
| | LESNIAKOWSKI, NORBERT | \$ 187.74 |
| ACH | VER STEEG, ALLEN J Reim Monthly Health Prem | HEALTH PREM 482.34 |
| | VER STEEG, ALLEN J | \$ 482.34 |
| ACH | HACKNEY, GARY Reim Monthly Health Prem | HEALTH PREM 476.19 |
| | HACKNEY, GARY | \$ 476.19 |
| ACH | CAREL, LARRY Reim Monthly Health Prem | HEALTH PREM 25.87 |
| | CAREL, LARRY | \$ 25.87 |
| ACH | TOL, HAROLD Reim Monthly Health Prem | HEALTH PREM 187.74 |
| | TOL, HAROLD | \$ 187.74 |
| ACH | BANKSTON, GARY Reim Monthly Health Prem | HEALTH PREM 492.63 |
| | BANKSTON, GARY | \$ 492.63 |
| ACH | ATWATER, RICHARD Reim Monthly Health Prem | HEALTH PREM 136.00 |
| | ATWATER, RICHARD | \$ 136.00 |
| ACH | FIESTA, PATRICIA Reim Monthly Health Prem | HEALTH PREM 476.19 |
| | FIESTA, PATRICIA | \$ 476.19 |
| ACH | DIGGS, JANET Reim Monthly Health Prem | HEALTH PREM 647.48 |
| | DIGGS, JANET | \$ 647.48 |
| ACH | CARAZA, TERESA Reim Monthly Health Prem | HEALTH PREM 173.32 |
| | CARAZA, TERESA | \$ 173.32 |
| ACH | SANTA CRUZ, JACQUELYN Reim Monthly Health Prem | HEALTH PREM 804.23 |
| | SANTA CRUZ, JACQUELYN | \$ 804.23 |
| ACH | HECK, ROSELYN Reim Monthly Health Prem | HEALTH PREM 25.87 |

| Check | Payee / Description | Amount |
|-------|---|--------------------|
| | HECK, ROSELYN | \$ 25.87 |
| ACH | SOPICKI, LEO Reim Monthly Health Prem | HEALTH PREM 323.74 |
| | SOPICKI, LEO | \$ 323.74 |
| ACH | GOSE, ROSEMARY Reim Monthly Health Prem | HEALTH PREM 136.00 |
| | GOSE, ROSEMARY | \$ 136.00 |
| ACH | KEHL, BARRETT Reim Monthly Health Prem | HEALTH PREM 136.00 |
| | KEHL, BARRETT | \$ 136.00 |
| ACH | RITCHIE, JANN Reim Monthly Health Prem | HEALTH PREM 136.00 |
| | RITCHIE, JANN | \$ 136.00 |
| ACH | LONG, ROCKWELL DEE Reim Monthly Health Prem | HEALTH PREM 482.64 |
| | LONG, ROCKWELL DEE | \$ 482.64 |
| ACH | FATTAHI, MIR Reim Monthly Health Prem | HEALTH PREM 136.00 |
| | FATTAHI, MIR | \$ 136.00 |
| ACH | VERGARA, FLORENTINO Reim Monthly Health Prem | HEALTH PREM 323.74 |
| | VERGARA, FLORENTINO | \$ 323.74 |
| ACH | ROGERS, SHIRLEY Reim Monthly Health Prem | HEALTH PREM 187.74 |
| | ROGERS, SHIRLEY | \$ 187.74 |
| ACH | WALL, DAVID Reim Monthly Health Prem | HEALTH PREM 309.32 |
| | WALL, DAVID | \$ 309.32 |
| ACH | CHUNG, MICHAEL Reim Monthly Health Prem | HEALTH PREM 161.87 |
| | CHUNG, MICHAEL | \$ 161.87 |
| ACH | ADAMS, PAMELA Reim Monthly Health Prem | HEALTH PREM 25.87 |
| | ADAMS, PAMELA | \$ 25.87 |
| ACH | BLASINGAME, MARY Reim Monthly Health Prem | HEALTH PREM 482.64 |

| Check | Payee / Description | Amount |
|-------|--|--------------------|
| | BLASINGAME, MARY | \$ 482.64 |
| ACH | ANDERSON, KENNETH Reim Monthly Health Prem | HEALTH PREM 161.87 |
| | ANDERSON, KENNETH | \$ 161.87 |
| ACH | MOE, JAMES Reim Monthly Health Prem | HEALTH PREM 25.87 |
| | MOE, JAMES | \$ 25.87 |
| ACH | POLACEK, KEVIN Reim Monthly Health Prem | HEALTH PREM 804.23 |
| | POLACEK, KEVIN | \$ 804.23 |
| ACH | ELROD, SONDR Reim Monthly Health Prem | HEALTH PREM 161.87 |
| | ELROD, SONDR | \$ 161.87 |
| ACH | FRAZIER, JACK Reim Monthly Health Prem | HEALTH PREM 178.32 |
| | FRAZIER, JACK | \$ 178.32 |
| ACH | HOAK, JAMES Reim Monthly Health Prem | HEALTH PREM 136.00 |
| | HOAK, JAMES | \$ 136.00 |
| ACH | DEZHAM, PARIVASH Reim Monthly Health Prem | HEALTH PREM 178.32 |
| | DEZHAM, PARIVASH | \$ 178.32 |
| ACH | FOLEY III, DANIEL J. Reim Monthly Health Prem | HEALTH PREM 173.32 |
| | FOLEY III, DANIEL J. | \$ 173.32 |
| ACH | CLEVELAND, JAMES Reim Monthly Health Prem | HEALTH PREM 136.00 |
| | CLEVELAND, JAMES | \$ 136.00 |
| ACH | LANGNER, CAMERON Reim Monthly Health Prem | HEALTH PREM 632.25 |
| | LANGNER, CAMERON | \$ 632.25 |
| ACH | HAMILTON, LEANNE Reim Monthly Health Prem | HEALTH PREM 25.87 |
| | HAMILTON, LEANNE | \$ 25.87 |
| ACH | HOOSHMAND, RAY | |

| Check | Payee / Description | | Amount |
|-------|---|-------------|--------|
| | Reim Monthly Health Prem | HEALTH PREM | 136.00 |
| | HOOSHMAND, RAY | \$ | 136.00 |
| ACH | SCHLAPKOHL, JACK Reim Monthly Health Prem | HEALTH PREM | 136.00 |
| | SCHLAPKOHL, JACK | \$ | 136.00 |
| ACH | POOLE, PHILLIP Reim Monthly Health Prem | HEALTH PREM | 173.32 |
| | POOLE, PHILLIP | \$ | 173.32 |
| ACH | ADAMS, BARBARA Reim Monthly Health Prem | HEALTH PREM | 161.87 |
| | ADAMS, BARBARA | \$ | 161.87 |
| ACH | RUESCH, GENECE Reim Monthly Health Prem | HEALTH PREM | 520.78 |
| | RUESCH, GENECE | \$ | 520.78 |
| ACH | VANDERPOOL, LARRY Reim Monthly Health Prem | HEALTH PREM | 492.63 |
| | VANDERPOOL, LARRY | \$ | 492.63 |
| ACH | AMBROSE, JEFFREY Reim Monthly Health Prem | HEALTH PREM | 471.19 |
| | AMBROSE, JEFFREY | \$ | 471.19 |
| ACH | MERRILL, DIANE Reim Monthly Health Prem | HEALTH PREM | 482.34 |
| | MERRILL, DIANE | \$ | 482.34 |
| ACH | HOUSER, ROD Reim Monthly Health Prem | HEALTH PREM | 644.21 |
| | HOUSER, ROD | \$ | 644.21 |
| ACH | RUSSO, VICKI Reim Monthly Health Prem | HEALTH PREM | 173.32 |
| | RUSSO, VICKI | \$ | 173.32 |
| ACH | HUSS, KERRY Reim Monthly Health Prem | HEALTH PREM | 828.68 |
| | HUSS, KERRY | \$ | 828.68 |
| ACH | BINGHAM, GREGG Reim Monthly Health Prem | HEALTH PREM | 668.23 |
| | BINGHAM, GREGG | \$ | 668.23 |

| Check | Payee / Description | Amount |
|-------|--|--------------------|
| ACH | CHARLES, DAVID Reim Monthly Health Prem | HEALTH PREM 136.00 |
| | CHARLES, DAVID | \$ 136.00 |
| ACH | YEBOAH, ERNEST Reim Monthly Health Prem | HEALTH PREM 136.00 |
| | YEBOAH, ERNEST | \$ 136.00 |
| ACH | ALVARADO, ROSEMARY Reim Monthly Health Prem | HEALTH PREM 335.19 |
| | ALVARADO, ROSEMARY | \$ 335.19 |
| ACH | BARELA, GEORGE Reim Monthly Health Prem | HEALTH PREM 136.00 |
| | BARELA, GEORGE | \$ 136.00 |
| ACH | FETZER, ROBERT Reim Monthly Health Prem | HEALTH PREM 804.23 |
| | FETZER, ROBERT | \$ 804.23 |
| ACH | SPAETH, ERIC Reim Monthly Health Prem | HEALTH PREM 173.32 |
| | SPAETH, ERIC | \$ 173.32 |
| ACH | DAVIS, MARTHA Reim Monthly Health Prem | HEALTH PREM 25.87 |
| | DAVIS, MARTHA | \$ 25.87 |
| ACH | BRULE, CHRISTOPHER Reim Monthly Health Prem | HEALTH PREM 173.32 |
| | BRULE, CHRISTOPHER | \$ 173.32 |
| ACH | ROOS, JAMES Reim Monthly Health Prem | HEALTH PREM 482.64 |
| | ROOS, JAMES | \$ 482.64 |
| ACH | MULLANEY, JOHN Reim Monthly Health Prem | HEALTH PREM 309.32 |
| | MULLANEY, JOHN | \$ 309.32 |
| ACH | VALENZUELA, DANIEL Reim Monthly Health Prem | HEALTH PREM 482.64 |
| | VALENZUELA, DANIEL | \$ 482.64 |
| ACH | PACE, BRIAN Reim Monthly Health Prem | HEALTH PREM 482.64 |
| | PACE, BRIAN | \$ 482.64 |

| Check | Payee / Description | Amount |
|-------|--|--------------------|
| ACH | KING, JOSEPH Reim Monthly Health Prem | HEALTH PREM 136.00 |
| | KING, JOSEPH | \$ 136.00 |
| ACH | VILLALOBOS, HECTOR Reim Monthly Health Prem | HEALTH PREM 173.32 |
| | VILLALOBOS, HECTOR | \$ 173.32 |
| ACH | BAXTER, KATHLEEN Reim Monthly Health Prem | HEALTH PREM 309.32 |
| | BAXTER, KATHLEEN | \$ 309.32 |
| ACH | PENMAN, DAVID Reim Monthly Health Prem | HEALTH PREM 482.64 |
| | PENMAN, DAVID | \$ 482.64 |
| ACH | ANGIER, RICHARD Reim Monthly Health Prem | HEALTH PREM 482.64 |
| | ANGIER, RICHARD | \$ 482.64 |
| ACH | MERRILL, DEBORAH Reim Monthly Health Prem | HEALTH PREM 340.19 |
| | MERRILL, DEBORAH | \$ 340.19 |
| ACH | O'DEA, KRISTINE Reim Monthly Health Prem | HEALTH PREM 161.87 |
| | O'DEA, KRISTINE | \$ 161.87 |
| ACH | OAKDEN, LISA Reim Monthly Health Prem | HEALTH PREM 817.22 |
| | OAKDEN, LISA | \$ 817.22 |
| ACH | LAUGHLIN, JOHN Reim Monthly Health Prem | HEALTH PREM 136.00 |
| | LAUGHLIN, JOHN | \$ 136.00 |
| ACH | HUGHBANKS, ROGER Reim Monthly Health Prem | HEALTH PREM 173.32 |
| | HUGHBANKS, ROGER | \$ 173.32 |
| ACH | SPENDLOVE, DANNY Reim Monthly Health Prem | HEALTH PREM 161.87 |
| | SPENDLOVE, DANNY | \$ 161.87 |
| ACH | HOULIHAN, JESSE Reim Monthly Health Prem | HEALTH PREM 173.32 |

| Check | Payee / Description | | Amount |
|-------|---|-------------|--------|
| | HOULIHAN, JESSE | \$ | 173.32 |
| ACH | WARMAN, EVELYN Reim Monthly Health Prem | HEALTH PREM | 25.87 |
| | WARMAN, EVELYN | \$ | 25.87 |
| ACH | HERNANDEZ, DELIA Reim Monthly Health Prem | HEALTH PREM | 173.32 |
| | HERNANDEZ, DELIA | \$ | 173.32 |
| ACH | AVILA, ARTHUR L Reim Monthly Health Prem | HEALTH PREM | 173.32 |
| | AVILA, ARTHUR L | \$ | 173.32 |
| ACH | GUARDIANO, GARY Reim Monthly Health Prem | HEALTH PREM | 161.87 |
| | GUARDIANO, GARY | \$ | 161.87 |
| ACH | POMERLEAU, THOMAS Reim Monthly Health Prem | HEALTH PREM | 178.32 |
| | POMERLEAU, THOMAS | \$ | 178.32 |
| ACH | BARRER, SATURNINO Reim Monthly Health Prem | HEALTH PREM | 309.32 |
| | BARRER, SATURNINO | \$ | 309.32 |
| ACH | LACEY, STEVEN Reim Monthly Health Prem | HEALTH PREM | 668.23 |
| | LACEY, STEVEN | \$ | 668.23 |
| ACH | MILLS, JOHN Reim Monthly Health Prem | HEALTH PREM | 173.32 |
| | MILLS, JOHN | \$ | 173.32 |
| ACH | REED, RANDALL Reim Monthly Health Prem | HEALTH PREM | 618.64 |
| | REED, RANDALL | \$ | 618.64 |
| ACH | RAMIREZ, REBECCA Reim Monthly Health Prem | HEALTH PREM | 314.32 |
| | RAMIREZ, REBECCA | \$ | 314.32 |
| ACH | RAZAK, HALLA Reim Monthly Health Prem | HEALTH PREM | 136.00 |
| | RAZAK, HALLA | \$ | 136.00 |
| ACH | OSBORN, CINDY L Reim Monthly Health Prem | HEALTH PREM | 309.32 |

| Check | Payee / Description | Amount |
|-------|--|--------------------|
| | OSBORN, CINDY L | \$ 309.32 |
| ACH | FESTA, GARY Reim Monthly Health Prem | HEALTH PREM 248.13 |
| | FESTA, GARY | \$ 248.13 |
| ACH | MENDEZ, DAVID G Reim Monthly Health Prem | HEALTH PREM 173.32 |
| | MENDEZ, DAVID G | \$ 173.32 |
| ACH | JEREMY HARRIS CONSTRUCTION, IN RP3Bsns-Ld/Hl/Dsps Silt,Ctng/Wndrwng Si 3155 | 56,892.03 |
| | JEREMY HARRIS CONSTRUCTION, IN\$ | 56,892.03 |

Grand Total Payment Amount: \$ 3,673,530.43

Attachment 2D

Vendor Wires
(excludes Payroll)

| Check | Payee / Description | | Amount |
|-------|---|---------------|------------|
| Wire | PUBLIC EMPLOYEE'S RETIREMENT S P/R 12 6/7/19 Deferred Comp Ded | HR 0079100 | 30,488.95 |
| | PUBLIC EMPLOYEE'S RETIREMENT S\$ | | 30,488.95 |
| Wire | EMPLOYMENT DEVELOPMENT DEPARTM P/R 12 6/7/19 Taxes | HR 0079100 | 12,353.31 |
| | P/R 12 6/7/19 Taxes | HR 0079100 | 73,380.82 |
| | EMPLOYMENT DEVELOPMENT DEPARTM\$ | | 85,734.13 |
| Wire | INTERNAL REVENUE SERVICE P/R 12 6/7/19 Taxes | HR 0079100 | 368,912.18 |
| | INTERNAL REVENUE SERVICE \$ | | 368,912.18 |
| Wire | STATE DISBURSEMENT UNIT P/R 12 6/7/19 | HR 0079100 | 198.00 |
| | | HR 0079100 | 2,184.90 |
| | STATE DISBURSEMENT UNIT \$ | | 2,382.90 |
| Wire | PUBLIC EMPLOYEES' RETIREMENT S 6/19 Health Ins-Board | 15676636 6/19 | 6,629.97 |
| | 6/19 Health Ins-Retirees, Employees | 15676635 6/19 | 260,159.31 |
| | PUBLIC EMPLOYEES' RETIREMENT S\$ | | 266,789.28 |
| Wire | PUBLIC EMPLOYEES RETIREMENT SY P/R 12 6/7/19 ADJ | P/R 12 6/7 AD | 49.43 |
| | P/R 12 6/7/19 PERS | HR 0079100 | 178,349.84 |
| | PUBLIC EMPLOYEES RETIREMENT SY\$ | | 178,300.41 |
| Wire | EMPLOYMENT DEVELOPMENT DEPARTM P/R DIR 6 6/14/19 Taxes | HR 0080100 | 384.64 |
| | EMPLOYMENT DEVELOPMENT DEPARTM\$ | | 384.64 |
| Wire | INTERNAL REVENUE SERVICE P/R DIR 6 6/14/19 Taxes | HR 0080100 | 2,479.10 |
| | INTERNAL REVENUE SERVICE \$ | | 2,479.10 |
| Wire | PUBLIC EMPLOYEES RETIREMENT SY P/R 11 5/24/19 PERS | HR 0078300 | 175,535.67 |
| | PUBLIC EMPLOYEES RETIREMENT SY\$ | | 175,535.67 |
| Wire | STATE BOARD OF EQUALIZATION 5/19 Sales Tax Deposit | 23784561 5/19 | 10,515.00 |
| | STATE BOARD OF EQUALIZATION \$ | | 10,515.00 |
| Wire | STATE DISBURSEMENT UNIT P/R 13 6/21/19 | HR 0080200 | 2,184.90 |
| | P/R 13 6/21/19 | HR 0080200 | 198.00 |

| Check | Payee / Description | | Amount |
|-------|--|---------------|--------------|
| | STATE DISBURSEMENT UNIT | \$ | 2,382.90 |
| Wire | PUBLIC EMPLOYEE'S RETIREMENT S P/R 13 6/21/19 Deferred Comp Ded | HR 0080200 | 29,626.55 |
| | PUBLIC EMPLOYEE'S RETIREMENT S\$ | | 29,626.55 |
| Wire | EMPLOYMENT DEVELOPMENT DEPARTM P/R 13 6/21/19 Taxes | HR 0080200 | 12,151.56 |
| | P/R 13 6/21/19 Taxes | HR 0080200 | 58,129.94 |
| | EMPLOYMENT DEVELOPMENT DEPARTM\$ | | 70,281.50 |
| Wire | INTERNAL REVENUE SERVICE P/R 13 6/21/19 Taxes | HR 0080200 | 322,616.91 |
| | INTERNAL REVENUE SERVICE | \$ | 322,616.91 |
| Wire | PUBLIC EMPLOYEES RETIREMENT SY P/R 13 6/21 PERS Adj | P/R 13 6/21 A | 0.10- |
| | P/R 13 6/21/19 PERS | HR 0080200 | 176,335.21 |
| | PUBLIC EMPLOYEES RETIREMENT SY\$ | | 176,335.11 |
| Wire | SUMITOMO MITSUI BANKING CORP 08B 4/1/19-6/30/19 LOC Fees | NY-091282 060 | 39,856.31 |
| | SUMITOMO MITSUI BANKING CORP | \$ | 39,856.31 |
| Wire | CALPERS CalPERS OPEB Unfunded Liability | 5643527383-00 | 2,000,000.00 |
| | CALPERS | \$ | 2,000,000.00 |
| Wire | METROPOLITAN WATER DISTRICT April 2019 Water Purchase | 9698 | 5,722,177.32 |
| | METROPOLITAN WATER DISTRICT | \$ | 5,722,177.32 |

Grand Total Payment Amount: \$ 9,484,798.86

Attachment 2E

Payroll-Net Pay-Directors

INLAND EMPIRE UTILITIES AGENCY

Ratification of Board of Directors

Payroll for June 14, 2019

Presented at Board Meeting on August 21, 2019

| DIRECTOR NAME | GROSS PAYROLL | NET PAYROLL |
|------------------|--------------------|-------------------|
| Jasmin Hall | \$3,141.57 | \$2,000.45 |
| Katherine Parker | \$4,178.66 | \$1,669.23 |
| Michael Camacho | \$4,260.79 | \$1,579.66 |
| Steven J. Elie | \$4,351.16 | \$1,191.44 |
| Paul Hofer | \$0.00 | \$0.00 |
| TOTALS | \$15,932.18 | \$6,440.78 |

| | Count | Amount |
|------------------------|-----------------|------------|
| TOTAL EFTS PROCESSED | 3 | \$4,861.12 |
| TOTAL CHECKS PROCESSED | 1 | \$1,579.66 |
| CHECK NUMBERS USED | 110396 - 110396 | |

IEUA DIRECTOR PAYSHEET

MICHAEL CAMACHO
 EMPLOYEE NO. 1140
 ACCOUNT NO. 10200 110100 100000 501010

MAY 2019

| DATE | TYPE OF MEETING | ATTENDANCE | TOTAL COMPENSATION |
|--|---|---------------------|--------------------|
| 05-01-19 | IEUA Board Meeting | Yes | \$247.50 |
| 05-02-19 | Village of Heritage RW Groundbreaking Event | Yes | \$247.50 |
| 05-06-19 | IERCA Board Meeting | Yes | \$247.50 |
| 05-07-19 | ACWA Spring Conference | Yes | \$247.50 |
| 05-08-19 | ACWA Spring Conference | Yes | \$247.50 |
| 05-09-19 | ACWA Spring Conference | Yes | \$247.50 |
| 05-10-19 | ACWA Spring Conference | Yes (3 day max.) | \$-0- |
| 05-13-19 | SCWC Legislative Task Force Telecon | Yes | \$247.50 |
| 05-15-19 | IEUA Board Meeting | Yes | \$247.50 |
| 05-16-19 | MWD Solar Cup | Yes | \$247.50 |
| 05-17-19 | MWD Solar Cup | Yes | \$247.50 |
| 05-18-19 | MWD Solar Cup | Yes (10 mtgs. max.) | \$-0- |
| 05-19-19 | MWD Solar Cup | Yes (10 mtgs. max.) | \$-0- |
| | | | \$-0- |
| | | | |
| | | | |
| TOTAL REIMBURSEMENT | | | \$2,475.00 |
| Up to 10 days of service per month per Ordinance No. 105, including MWD meetings at \$247.50 (eff. 07/01/17). IEUA pays both primary and alternate for attendance. | | | |
| Total No. of Meetings Attended | | | 13 |
| Total No. of Meetings Paid | | | 10 |

DIRECTOR
SIGNATURE

April Woodruff Jr
Director Michael Camacho

Approved by:

Paul Hofer
 Paul Hofer
 President, Board of Directors

**DIRECTOR PAYSHEET FOR IEUA REPRESENTATIVE
ON WATERMASTER BOARD (ALTERNATE)**

MICHAEL CAMACHO
EMPLOYEE NO. 1362
ACCOUNT NO. 10107 1101115 110000 501010

MAY 2019

| DATE | TYPE OF MEETING | ATTENDANCE | TOTAL COMPENSATION |
|--|---------------------------------------|------------|--------------------|
| 05-23-19 | Chino Basin Watermaster Board Meeting | No | \$-0- |
| | | | |
| | | | |
| | | | |
| | | | |
| TOTAL REIMBURSEMENT | | | \$-0- |
| Up to 10 days of service per month per Ordinance No. 105 (i.e., \$122.50 – difference between Watermaster \$125.00 and Agency meetings \$247.50 (eff. 7/01/17), including MWD meetings. Chino Basin Watermaster does not compensate an alternate Director unless the alternate Director is attending on behalf of an absent primary Director. In accordance to Ordinance No. 98, Section 1, (i) Attendance at any meeting provided for under Sections 1.b, c, e, and f, shall also include payment to both the primary representative and the alternate representative to said body if they both attend said meeting. Record full amount on timesheet for attendance by alternates | | | |
| Total No. of Watermaster Meetings Attended | | | 0 |
| Total No. of Watermaster Meetings Paid | | | 0 |

DIRECTOR *Special Woodruff for*
SIGNATURE *Director Michael Camacho*

Approved by: *Paul Hofet*
Paul Hofet
President, Board of Directors

**DIRECTOR PAYSHEET FOR IEUA REPRESENTATIVE
ON REGIONAL POLICY COMMITTEE (ALTERNATE)**

MICHAEL CAMACHO
EMPLOYEE NO. 1140
ACCOUNT NO. 10900 110100 500000 501215

MAY 2019

| DATE | TYPE OF MEETING | ATTENDANCE | TOTAL COMPENSATION |
|---|-----------------------------------|-------------------|---------------------------|
| 05-02-19 | Regional Policy Committee Meeting | No | \$-0- |
| | | | |
| | | | |
| | | | |
| | | | |
| | | | |
| | | | |
| | | | |
| | | | |
| | | | |
| TOTAL REIMBURSEMENT (Up to 10 days of service per month per Ordinance No. 105, including MWD meetings at \$247.50 (eff. 07/01/17.) IEUA pays Regional Policy Committee members (total amount of \$247.50, should reflect on timesheet)) | | | \$-0- |
| Total No. of Meetings Attended | | | 0 |
| Total No. of Meetings Paid | | | 0 |

**DIRECTOR
SIGNATURE**

*April Woodruff for
Director Michael Camacho*

Approved by:

Paul Hofer
Paul Hofer
President, Board of Directors

**DIRECTOR PAYSHEET FOR IEUA REPRESENTATIVE
ON CHINO BASIN WATER BANK (ALTERNATE)**

MICHAEL CAMACHO
EMPLOYEE NO. 1140
ACCOUNT NO. 10900 110100 500000 501215

MAY 2019

| DATE | TYPE OF MEETING | ATTENDANCE | TOTAL COMPENSATION |
|--|-----------------|------------|--------------------|
| | None | | |
| | | | |
| | | | |
| | | | |
| | | | |
| | | | |
| | | | |
| | | | |
| | | | |
| | | | |
| | | | |
| TOTAL REIMBURSEMENT Up to 10 days of service per month per Ordinance No. 105 | | | |
| Total No. of CBWB Meetings Attended | | | 0 |
| Total No. of CBWB Meetings Paid | | | 0 |

DIRECTOR *April Woodruff for*
SIGNATURE *David Michael Camacho*

Approved by: *Paul Hoyer*
Paul Hoyer
President, Board of Directors

**DIRECTOR PAYSHEET FOR IEUA REPRESENTATIVE
ON CHINO DESALTER AUTHORITY**

MICHAEL CAMACHO
EMPLOYEE NO. 1140
ACCOUNT NO. 10900 110100 500000 50125

MAY 2019

| DATE | TYPE OF MEETING | ATTENDANCE | TOTAL COMPENSATION |
|---|-------------------|----------------|--------------------|
| 05-02-19 | CDA Board meeting | Yes (same day) | \$-0- |
| | | | |
| | | | |
| | | | |
| | | | |
| | | | |
| | | | |
| | | | |
| TOTAL REIMBURSEMENT | | | |
| Up to 10 days of service per month per Ordinance No. 105, including MWD meetings at \$247.50 (eff. 7/01/17). Chino Desalter Authority will pay \$150.00 per meeting directly to the Agency. Record full amount on timesheet. CDA pays both primary and alternate for attendance | | | \$-0- |
| Total No. of CDA Meetings Attended | | | 1 |
| Total No. of CDA Meetings Paid | | | 0 |

DIRECTOR April Woodruff for
SIGNATURE Director Michael Camacho

Approved by: Paul Hofer
Paul Hofer
President, Board of Directors

IEUA DIRECTOR PAYSHEET

STEVEN J. ELIE
 EMPLOYEE NO. 1175
 ACCOUNT NO. 10200 110100 100000 501010

MAY 2019

| DATE | TYPE OF MEETING | ATTENDANCE | TOTAL COMPENSATION |
|--|---|----------------|--------------------|
| 05-01-19 | IEUA Board Meeting | Yes | \$247.50 |
| 05-03-19 | Supervisor Curt Hagman Places of Fame Air Show VIP Receptions at the Flight | Yes | \$247.50 |
| 05-07-19 | ACWA Spring Conference | Yes | \$247.50 |
| 05-08-19 | ACWA Spring Conference | Yes | \$247.50 |
| 05-09-19 | ACWA Spring Conference | Yes | \$247.50 |
| 05-13-19 | SCWC Legislative Task Force Telecon | Yes | \$247.50 |
| 05-13-19 | Chino Basin Project Agenda Review Telecon | Yes (same day) | \$-0- |
| 05-15-19 | IEUA Board of Directors Meeting | Yes | \$247.50 |
| 05-16-19 | Chino Basin Project Ad Hoc Meeting | Yes | \$247.50 |
| 05-17-19 | Meeting w/President Hofer to discuss Agency Business | Yes (staff) | \$-0- |
| | | | |
| | | | |
| | | | |
| TOTAL REIMBURSEMENT Up to 10 days of service per month per Ordinance No. 105, including MWD meetings at \$247.50 (eff. 07/01/17). IEUA pays both primary and alternate for attendance. | | | \$1,980.00 |
| Total No. of Meetings Attended | | | 10 |
| Total No. of Meetings Paid | | | 8 |

DIRECTOR
SIGNATURE

Steven J. Elie
 Director Steven Elie

Approved by:

Paul Hofer
 Paul Hofer
 President, Board of Directors

**DIRECTOR PAYSHEET FOR IEUA REPRESENTATIVE
ON CHINO DESALTER AUTHORITY (ALTERNATE)**

STEVEN J. ELIE
EMPLOYEE NO. 1175
ACCOUNT NO. 10200 110100 100000 501010

MAY 2019

| DATE | TYPE OF MEETING | ATTENDANCE | TOTAL COMPENSATION |
|---|-------------------|------------|--------------------|
| 05-02-19 | CDA Board Meeting | No | \$-0- |
| | | | |
| | | | |
| | | | |
| | | | |
| | | | |
| | | | |
| | | | |
| | | | |
| TOTAL REIMBURSEMENT | | | \$-0- |
| Up to 10 days of service per month per Ordinance No. 105 (i.e., \$97.50 – difference between CDA (\$150.00 and Agency meetings \$247.50 (eff. 7/01/17), including MWD meetings. CDA pays directly to IEUA. Record full amount on timesheet. | | | |
| Total No. of CDA Meetings Attended | | | 0 |
| Total No. of CDA Meetings Paid | | | 0 |

DIRECTOR SIGNATURE *Steven J. Elie*

Approved by: *Paul Hofer*
Paul Hofer
President, Board of Directors

**DIRECTOR PAYSHEET FOR IEUA REPRESENTATIVE
ON CHINO BASIN WATER BANK**

STEVEN J. ELIE
EMPLOYEE NO. 1175
ACCOUNT NO. 10200 110100 100000 501010

MAY 2019

| DATE | TYPE OF MEETING | ATTENDANCE | TOTAL COMPENSATION |
|--|-----------------|------------|--------------------|
| | None | | |
| | | | |
| | | | |
| | | | |
| | | | |
| | | | |
| | | | |
| | | | |
| | | | |
| | | | |
| TOTAL REIMBURSEMENT | | | |
| Up to 10 days of service per month per Ordinance No. 105. (i.e., \$147.50 – difference between CBWB (\$100.00 and Agency meetings \$247.50 (eff.7/01/17), including MWD meetings. CBWB pays directly to IEUA. Record full amount on timesheet. | | | |
| Total No. of CBWB Meetings Attended | | | 0 |
| Total No. of CBWB Meetings Paid | | | 0 |

DIRECTOR SIGNATURE *Steven Elie*
Director Steven Elie

Approved by: *Paul Hofer*
Paul Hofer
President, Board of Directors

**DIRECTOR PAYSHEET FOR IEUA
ON WATERMASTER BOARD**

STEVEN J. ELIE
EMPLOYEE NO. 1175
ACCOUNT NO. 10200 110100 100000 501010

MAY 2019

| DATE | TYPE OF MEETING | ATTENDANCE | TOTAL COMPENSATION |
|---|--------------------|------------|--------------------|
| 05-23-19 | CBWM Board Meeting | Yes* | \$-0- |
| | | | |
| | | | |
| | | | |
| | | | |
| TOTAL REIMBURSEMENT | | | \$-0- |
| Up to 10 days of service per month per Ordinance No. 105, including MWD meetings at \$247.50 (eff. 07/01/17). IEUA pays both primary and alternate for attendance. (i.e., \$122.50 – difference between Watermaster \$125.00 and Agency meetings \$247.50 (eff. 7/01/17). Chino Basin Watermaster does not compensate an alternate Director unless the alternate Director is attending on behalf of an absent primary Director. In accordance to Ordinance No. 98, Section 1, (i) Attendance at any meeting provided for under Sections 1.b, c, e, and f, shall also include payment to both the primary representative and the alternate representative to said body if they both attend said meeting. <u>Record full amount on timesheet for attendance by alternates</u> | | | |
| Total No. of Watermaster Meetings Attended | | | 1 |
| Total No. of Watermaster Meetings Paid | | | 0 |

***Decline IEUA portion**

DIRECTOR April Woodruff
SIGNATURE Director Steve Elie

Approved by: Paul Hofer
Paul Hofer
President, Board of Directors

IEUA DIRECTOR PAYSHEET

JASMIN A. HALL
 EMPLOYEE NO. 1256
 ACCOUNT NO. 10200 110100 100000 501010

MAY 2019

| DATE | TYPE OF MEETING | ATTENDANCE | TOTAL COMPENSATION |
|--|---|------------------|--------------------|
| 05-01-19 | IEUA Board Meeting | Yes | \$247.50 |
| 05-04-19 | Annual Fontana Days Parade | Yes | \$247.50 |
| 05-06-19 | CASA Membership Committee Telecon | Yes | \$247.50 |
| 05-07-19 | ACWA Spring Conference | Yes | \$247.50 |
| 05-08-19 | ACWA Spring Conference | Yes | \$247.50 |
| 05-09-19 | ACWA Spring Conference | Yes | \$247.50 |
| 05-09-19 | CASA Federal Committee Telecon | Yes (same day) | \$-0- |
| 05-09-19 | CASA Board of Directors Meeting Telecon | Yes (same day) | \$-0- |
| 05-10-19 | ACWA Spring Conference | Yes (3 day max.) | \$-0- |
| 05-15-19 | IEUA Board Meeting | Yes | \$247.50 |
| 05-16-19 | Mtg. w/ City of Rialto and IEUA to discuss Rialto & IEUA business | Yes | \$247.50 |
| 05-22-19 | SCWC Water Energy Efficiency Task Force Telecon | Yes | \$247.50 |
| 05-23-19 | Enhanced Recharge in Santa Ana River Basin Dedication Event | Yes | \$247.50 |
| | | | |
| | | | |
| | | | |
| TOTAL REIMBURSEMENT | | | |
| Up to 10 days of service per month per Ordinance No. 105, including MWD meetings at \$247.50 (eff. 07/01/17). IEUA pays both primary and alternate for attendance. | | | \$2,475.00 |
| Total No. of Meetings Attended | | | 13 |
| Total No. of Meetings Paid | | | 10 |

DIRECTOR SIGNATURE *Spuril Woodruff for Director Jasmin Hall*

Approved by: *Shivaji Deshmukh*
 Paul Hofer, President, Board of Directors

**DIRECTOR PAYSHEET FOR IEUA REPRESENTATIVE
ON MWD BOARD**

JASMIN HALL
EMPLOYEE NO. 1256
ACCOUNT NO. 10700 110100 110000 511010

MAY 2019

| DATE | TYPE OF MEETING | ATTENDANCE | TOTAL COMPENSATION |
|--|---|---------------------|--------------------|
| 05-06-19 | 2019 Legacy of Service Award Presenter (MWD) | Yes (10 mtgs. max.) | \$-0- |
| 05-13-19 | MWD Finance & Insurance Committee | Yes (10 mtgs. max.) | \$-0- |
| 05-13-19 | MWD Engineering & Operations Committee | Yes (same day) | \$-0- |
| 05-13-19 | MWD Water Planning & Stewardship Committee | Yes (same day) | \$-0- |
| 05-13-19 | MWD Real Property & Asset Management Committee | Yes (same day) | \$-0- |
| 05-13-19 | MWD Communication & Legislation Committee | Yes (same day) | \$-0- |
| 05-14-19 | MWD Legal & Claims Committee | Yes (10 mtgs. max.) | \$-0- |
| 05-14-19 | MWD Conservation & Local Resources Committee | Yes (same day) | \$-0- |
| 05-14-19 | MWD Organization, Personnel, & Technology Committee | Yes (same day) | \$-0- |
| 05-14-19 | MWD Board Meeting | Yes (same day) | \$-0- |
| 05-17-19 | MWD State Water Project Tour | Yes (10 mtgs. max.) | \$-0- |
| 05-18-19 | MWD State Water Project Tour | Yes (10 mtgs. max.) | \$-0- |
| 05-22-19 | Mtg. w/Hall, Deshmukh, Pieroni to discuss MWD Legislative | Yes (staff) | \$-0- |
| TOTAL REIMBURSEMENT Up to 10 days of service per month per Ordinance No. 105, including MWD meetings at \$247.50 (eff. 7/01/17). | | | \$-0- |
| Total No. of Meetings Attended | | | 13 |
| Total No. of Meetings Paid | | | 0 |

DIRECTOR
SIGNATURE

*April Woodhuff for
Director Jasmin Hall*

Approved by:

Paul Hofer
Paul Hofer
President, Board of Directors

**DIRECTOR PAYSHEET FOR IEUA
ON SAWPA COMMISSION (ALTERNATE)**

JASMIN A. HALL
EMPLOYEE NO. 1256
ACCOUNT NO. 10500 110100 165000 501010

MAY 2019

| DATE | TYPE OF MEETING | ATTENDANCE | TOTAL COMPENSATION |
|--|--------------------------|--------------------|--------------------|
| 05-21-19 | SAWPA Commission Meeting | Yes (10 mtgs. max) | \$-0- |
| | | | |
| | | | |
| | | | |
| TOTAL REIMBURSEMENT | | | \$-0- |
| Up to 10 days of service per month per Ordinance No. 105), i.e., \$37.50 – difference between SAWPA (\$210.00 <i>eff. 01/19</i>) and Agency meetings \$247.50 (<i>eff. 7/01/17</i>), including MWD meetings. SAWPA pays both primary and alternate for attendance, including mileage. | | | |
| Total No. of SAWPA Meetings Attended | | | 1 |
| Total No. of SAWPA Meetings Paid | | | 0 |

DIRECTOR SIGNATURE *April Woodruff for Director Jasmin Hall*

Approved by: *Shivaji Deshmukh*
Paul Hofer
President, Board of Directors

IEUA DIRECTOR PAYSHEET

PAUL HOFER
 EMPLOYEE NO. 1349
 ACCOUNT NO. 10200 110100 100000 501010

MAY 2019

| DATE | TYPE OF MEETING | ATTENDANCE | TOTAL COMPENSATION |
|--|--|-------------|--------------------|
| 05-01-19 | IEUA Board Meeting | Yes | \$-0- |
| 05-06-19 | IERCA Board Meeting | Yes | \$-0- |
| 05-08-19 | Career Management Program Guest Speaker | Yes | \$-0- |
| 05-14-19 | Meeting with GM Shivaji Deshmukh | Yes (staff) | \$-0- |
| 05-15-19 | IEUA Board Meeting | Yes | \$-0- |
| 05-17-19 | Mtg. w/Director Elie to discuss Agency business | Yes | \$-0- |
| | | | |
| | | | |
| | | | |
| | | | |
| | | | |
| | | | |
| | | | |
| | | | |
| | | | |
| TOTAL REIMBURSEMENT | | | \$-0- |
| Up to 10 days of service per month per Ordinance No. 105, including MWD meetings at \$247.50 (eff. 07/01/17). IEUA pays both primary and alternate for attendance. | | | |
| Total No. of Meetings Attended | | | 6 |
| Total No. of Meetings Paid | | | 0 |

DIRECTOR
SIGNATURE

Paul Woodbury
President Paul Hofer

Approved by:

Kati Parker
 Kati Parker
 Secretary/Treasurer

Director Hofer has waived all stipend payments.


IEUA DIRECTOR PAYSHEET

KATI PARKER
 EMPLOYEE NO. 1362
 ACCOUNT NO. 10200 1100100 100000 501010

MAY 2019

| DATE | TYPE OF MEETING | ATTENDANCE | TOTAL COMPENSATION |
|--|--|---------------------|--------------------|
| 05-01-19 | IEUA Board Meeting | Yes | \$247.50 |
| 05-02-19 | Village of Heritage RW Groundbreaking Event | Yes | \$247.50 |
| 05-03-19 | Anaheim Sponsored MWD Colorado River Tour | Yes (decline pymt.) | \$-0- |
| 05-04-19 | Anaheim Sponsored MWD Colorado River Tour | Yes (decline pymt.) | \$-0- |
| 05-05-19 | Anaheim Sponsored MWD Colorado River Tour | Yes (decline pymt.) | \$-0- |
| 05-08-19 | Career Management Program Speaker | Yes | \$247.50 |
| 05-13-19 | Chino Basin Water Conservation District Meet and Greet – GM Shivaji Deshmukh | Yes (same day) | \$-0- |
| 05-13-19 | Chino Basin Water Conservation District Board Meeting | Yes | \$247.50 |
| 05-13-19 | Solar Cup T-Shirt Distribution for Upland High School | Yes (same day) | \$-0- |
| 05-15-19 | IEUA Board Meeting | Yes | \$247.50 |
| 05-16-19 | Chino Basin Project Ad Hoc Meeting | Yes | \$247.50 |
| 05-30-19 | TVMWD Leadership Breakfast | Yes | \$247.50 |
| TOTAL REIMBURSEMENT Up to 10 days of service per month per Ordinance No. 105, including MWD meetings at \$247.50 (eff. 07/01/17). IEUA pays both primary and alternate for attendance. | | | \$1,732.50 |
| Total No. of Meetings Attended | | | 12 |
| Total No. of Meetings Paid | | | 7 |

DIRECTOR SIGNATURE 

Approved by: 
 Paul Hofer
 President, Board of Directors


**DIRECTOR PAYSHEET FOR IEUA REPRESENTATIVE
ON REGIONAL POLICY COMMITTEE**

KATI PARKER
EMPLOYEE NO. 1362
ACCOUNT NO. 10900 110100 500000 501215


MAY 2019

| DATE | TYPE OF MEETING | ATTENDANCE | TOTAL COMPENSATION |
|---|--------------------------|-------------------|---------------------------|
| 05-02-19 | Policy Committee Meeting | Yes (same day) | \$-0- |
| | | | |
| | | | |
| | | | |
| | | | |
| | | | |
| | | | |
| | | | |
| TOTAL REIMBURSEMENT (Up to 10 days of service per month per Ordinance No. 105, including MWD meetings at \$247.50 (eff. 07/01/17.) IEUA pays Regional Policy Committee members (total amount of \$247.50, should reflect on timesheet)) | | | \$-0- |
| Total No. of Meetings Attended | | | 1 |
| Total No. of Meetings Paid | | | 0 |

**DIRECTOR
SIGNATURE**



Approved by:


Paul Hoyer
President, Board of Directors

**DIRECTOR PAYSHEET FOR IEUA
ON SAWPA COMMISSION**

KATI PARKER
EMPLOYEE NO. 1362
ACCOUNT NO. 10500 110100 165000 501010

MAY 2019

| DATE | TYPE OF MEETING | ATTENDANCE | TOTAL COMPENSATION |
|--|------------------------------|------------|--------------------|
| 05-21-19 | SAWPA Commission Meeting | Yes | \$37.50 |
| 05-23-19 | SAWPA OWOW Committee Meeting | Yes | \$37.50 |
| | | | |
| | | | |
| | | | |
| | | | |
| TOTAL REIMBURSEMENT | | | \$75.00 |
| Up to 10 days of service per month per Ordinance No. 105 (i.e., \$37.50 – difference between SAWPA (\$210.00 (eff. 1/19) and Agency meetings \$247.50 (eff. 7/01/17), including MWD meetings. SAWPA pays both primary and alternate for attendance, including mileage. | | | |
| Total No. of SAWPA Meetings Attended | | | 2 |
| Total No. of SAWPA Meetings Paid | | | 2 |

DIRECTOR SIGNATURE Kati Parker

Approved by: Shivaji Deshmukh
Paul Hofer
President, Board of Directors

Attachment 2F

Payroll-Net Pay-Employees

| Non-Board Members | PP 12 Checks | PP 12 EFTs | PP 13 Checks | PP 13 EFTs | June |
|-------------------|--------------|--------------|--------------|--------------|----------------|
| NET PAY TO EE | \$0.00 | \$823,374.07 | \$0.00 | \$779,491.63 | \$1,602,865.70 |

INLAND EMPIRE UTILITIES AGENCY

Payroll for June 7, 2019

Presented at Board Meeting on August 21, 2019

| | | | |
|------------------------------|---------------|--------------|---------------------|
| GROSS PAYROLL COSTS | | | \$1,482,515.54 |
| DEDUCTIONS | | | (\$659,141.47) |
| NET PAYROLL | | | 823,374.07 |
| NET PAYROLL BREAKDOWN | CHECKS | EFT | TOTAL |
| CHECKS USED | | | |
| TRANSACTION PROCESSED | | 364 | 364 |
| AMOUNT | \$0.00 | \$823,374.07 | <u>\$823,374.07</u> |
| | | | |

INLAND EMPIRE UTILITIES AGENCY

Payroll for June 21, 2019

Presented at Board Meeting on August 21, 2019

| | | | |
|------------------------------|---------------|--------------|---------------------|
| GROSS PAYROLL COSTS | | | \$1,361,711.38 |
| DEDUCTIONS | | | (\$582,219.75) |
| NET PAYROLL | | | 779,491.63 |
| NET PAYROLL BREAKDOWN | CHECKS | EFT | TOTAL |
| CHECKS USED | | | |
| TRANSACTION PROCESSED | | 361 | 361 |
| AMOUNT | \$0.00 | \$779,491.63 | <u>\$779,491.63</u> |
| | | | |

**ACTION
ITEM
3A**



Date: August 21, 2019

To: The Honorable Board of Directors

From: Shivaji Deshmukh, General Manager SSV

Committee: Engineering, Operations & Water Resources

08/14/19

Finance & Administration

08/14/19

Executive Contact: Shaun Stone, Acting Executive Manager of Engineering/AGM

Subject: Project Management and Engineering Support Services Contract Aggregation

Executive Summary:

In February 2016, the Board of Directors approved four master service contracts with Carollo Engineers, Inc., GK & Associates, MWH Constructors, and Wallace & Associates Consulting, Inc., for on-call “as needed” project management, engineering, administration, and construction inspection support services for a total aggregate amount of \$6,000,000.

The needs of the Ten-Year Capital Improvement Plan (TYCIP) have remained consistent since this action. To meet the demands of the TYCIP, IEUA plans to continue utilizing project management support for all phases of a project's life cycle. This program has been very effective, and as a result, staff will be preparing a Request for Proposal (RFP) to solicit consulting firms for continued support. Staff will be posting the RFP with a planned board award date of December 2019.

To maintain continuity during the RFP process process, staff recommends an aggregate contract amendment in the amount of \$600,000 for the additional three months of support services during the RFP process, increasing the aggregate from \$6,000,000 to \$6,600,000.

Staff's Recommendation:

1. Approve consultant services contract amendments for the following contracts for an aggregate amount of \$600,000; and
 - 4600002051 Wallace & Associates Consulting, Inc.
 - 4600002052 Carollo Engineers, Inc.
 - 4600002152 MWH Constructors
 - 4600002054 GK & Associates

2. Authorize the General Manager to execute the contract amendment, subject to non-substantive changes.

Budget Impact Budgeted (Y/N): Y Amendment (Y/N): N Amount for Requested Approval:

Account/Project Name:

Multiple capital projects and department O&M budget under various program funds.

Fiscal Impact (explain if not budgeted):

As of June 2019, current expenditures on each contract are as follows:

Wallace & Associates Consulting, Inc. - \$1,007,990; Carollo Engineers, Inc. - \$1,295,093; MWH Constructors - \$594,259; GK & Associates - \$2,502,092; Total expenditures to date are \$5,400,000.

Full account coding (internal AP purposes only):

- - -
- - -

Project No.: Various

Prior Board Action:

On May 16, 2018, the Board of Directors approved the Project Management, Engineering, and Staff Augmentation Support Services Contract Aggregation.

On February 17, 2016, the Board of Directors awarded three-year contracts to Carollo Engineers, Inc., GK & Associates, MWH Constructors, and Wallace & Associates Consulting, Inc., for a not-to-exceed total amount of \$1,500,000 for each contract for a total of \$6,000,000.

Environmental Determination:

Statutory Exemption

CEQA exempts a variety of projects from compliance with the statute. This project qualifies for a Statutory Exemption as defined in Section 15262 of the State CEQA Guidelines. When the project will be implemented will be subject to future environmental evaluation.

Business Goal:

The project management, engineering, and construction inspection staff augmentation master contract is part of IEUA's Wastewater Management Business Goal that IEUA is committed to meeting regional demands in an environmentally responsible and cost effective manner.

Attachments:

Attachment 1 - 4600002054 GK & Associates Contract Amendment

Attachment 2 - 4600002152 MWH Constructors Contract Amendment

Attachment 3 - 4600002052 Carollo Engineers, Inc., Contract Amendment

Attachment 4 - 4600002051 Wallace & Associates Consulting, Inc., Contract Amendment

Attachment 1



**MASTER SERVICES CONTRACT
AMENDMENT NUMBER: 4600002054-003**

FOR

CONSTRUCTION PROJECT MANAGEMENT SERVICES

THIS CONTRACT AMENDMENT THREE is made and entered into this ____ day of _____, 2019, by and between the Inland Empire Utilities Agency (hereinafter interchangeably "IEUA" and "Agency",) a Municipal Water District, organized and existing in the County of San Bernardino under and by virtue of the laws of the State of California, and EC & AM Associates, Inc., dba GK and Associates with offices in Diamond Bar, California (hereinafter referred to as "Consultant"), for provision of project management, engineering and construction staff augmentation support services, and shall revise the Contract as herein amended:

SECTION F., PAYMENT, COMPENSATION, and INVOICING, IS REVISED TO REPLACE THE SECOND PARAGRAPH AS FOLLOWS: In compensation for the additional requisite work represented by this Contract Amendment, Agency shall pay Consultant a **NOT-TO-EXCEED maximum aggregate total of \$6,600,000.00** for all services provided. This represents a net increase of **\$600,000.00** to the aggregate total of four (4) similar Contracts of which this is one.

ALL OTHER PROVISIONS OF THIS CONTRACT REMAIN UNCHANGED.

WITNESSETH, that the parties hereto have mutually covenanted and agreed as per the above Amendment item, and in doing so have caused this document to become incorporated into the Contract Documents.

**INLAND EMPIRE UTILITIES AGENCY:
(A Municipal Water District)**

**EC & AM ASSOCIATES, INC., DBA
GK AND ASSOCIATES:**

Shivaji Deshmukh
General Manager

(Date)

Ghazala Khan
President

(Date)

Attachment 2



**MASTER SERVICES CONTRACT
AMENDMENT NUMBER 4600002152-002
FOR
CONSTRUCTION PROJECT MANAGEMENT SERVICES**

THIS CONTRACT AMENDMENT TWO is made and entered into this _____ day of _____, 2019, by and between the Inland Empire Utilities Agency, a Municipal Water District, organized and existing in the County of San Bernardino under and by virtue of the laws of the State of California (hereinafter referred to interchangeably as "IEUA" and "Agency"), and MWH Constructors, Inc., with offices in Pasadena, California and Broomfield, Colorado (hereinafter referred to as "Consultant"), for provision of project management, engineering and construction staff augmentation support services previously exercised on Master Services Contract 4600002053 and hereby assigned to Contract 4600002152 via Contract Amendment 4600002053-001, shall revise the Contract as herein amended:

SECTION F., PAYMENT, COMPENSATION, and INVOICING, IS REVISED TO ADD THE FOLLOWING PARAGRAPH: In compensation for the additional requisite work represented by this Contract Amendment, Agency shall pay Consultant a **NOT-TO-EXCEED maximum aggregate total of \$6,600,000.00** for all services provided. This represents a net increase of **\$600,000.00** to the aggregate total of four (4) similar Contracts of which this is one.

ALL OTHER PROVISIONS OF THIS CONTRACT REMAIN UNCHANGED.

AS WITNESS HEREOF, the parties hereto have caused the above Amendment item to be entered. as of the day and year written above.

**INLAND EMPIRE UTILITIES AGENCY:
(a Municipal Water District)**

MWH CONSTRUCTORS, INC:

Shivaji Deshmukh
General Manager

(Date)

Randy Lovan
Principal-In-Charge
Construction Management Services
Area Manager – Inland Empire

(Date)

Attachment 3



**MASTER SERVICES CONTRACT
AMENDMENT NUMBER 4600002052-002
FOR
CONSTRUCTION PROJECT MANAGEMENT SERVICES**

THIS CONTRACT AMENDMENT TWO is made and entered into this _____ day of _____, 2019, by and between the Inland Empire Utilities Agency, a Municipal Water District, organized and existing in the County of San Bernardino under and by virtue of the laws of the State of California (hereinafter referred to as "Agency"), and Carollo Engineers, Inc., with offices in Walnut Creek, California (hereinafter referred to as "Consultant"), for provision of project management, engineering and construction staff augmentation support services, and shall revise the Contract as herein amended:

SECTION F., PAYMENT, COMPENSATION, and INVOICING, IS REVISED TO ADD THE FOLLOWING PARAGRAPH: In compensation for the additional requisite work represented by this Contract Amendment, Agency shall pay Consultant a **NOT-TO-EXCEED maximum aggregate total of \$6,600,000.00** for all services provided. This represents a net increase of **\$600,000.00** to the aggregate total of four (4) similar Contracts of which this is one.

ALL OTHER PROVISIONS OF THIS CONTRACT REMAIN UNCHANGED.

[Signature Page Immediately Follows]

AS WITNESS HEREOF, the parties hereto have caused the above Amendment item to be entered. as of the day and year written above.

INLAND EMPIRE UTILITIES AGENCY:

CAROLLO ENGINEERS, INC.:

Shivaji Deshmukh
General Manager

(Date)

Dr. Graham Juby, P.E.
Vice President/Principal-In-Charge

(Date)

Eric M. Mills, P.E.
Senior Vice President

(Date)

[Balance Of This Page Intentionally Left Blank]

Attachment 4



**MASTER SERVICES CONTRACT AMENDMENT NUMBER 460002051-004
FOR
CONSTRUCTION PROJECT MANAGEMENT SERVICES**

THIS CONTRACT AMENDMENT FOUR is made and entered into this ____ day of _____, 2019, by and between the Inland Empire Utilities Agency, a Municipal Water District, organized and existing in the county of San Bernardino under and by virtue of the laws of the state of California (hereinafter referred to interchangeably as "Agency" and "IEUA") and Wallace & Associates Consulting, Inc., with offices in Corona, California and Park City, Utah (hereinafter referred to as "Consultant"), for provision of project management, engineering and construction staff augmentation support services, and shall revise the contract as amended:

SECTION F. PAYMENT, COMPENSATION, and INVOICING, ADDS THE FOLLOWING PARAGRAPH: In compensation for the additional requisite work represented by this Contract Amendment, Agency shall pay Consultant a **NOT-TO-EXCEED maximum aggregate total of \$6,600,000.00** for all services provided. This represents a net increase of **\$600,000.00** to the aggregate total of four (4) similar Contracts of which this is one. Current rate sheet is attached.

ALL OTHER PROVISIONS OF THIS CONTRACT REMAIN UNCHANGED.

WITNESSETH, that the parties hereto have mutually covenanted and agreed as per the above Amendment item, and in doing so have caused this document to become incorporated into the Contract Documents.

**INLAND EMPIRE UTILITIES AGENCY:
(A Municipal Water District)**

**WALLACE & ASSOCIATES
CONSULTING, INC:**

Shivaji Deshmukh (Date)
General Manager

Heidi Nesper (Date)
Office Manager

Bryan Tuschhoff (Date)
Operations Manager

Wallace & Associates Consulting, Inc.

HOURLY FEE SCHEDULE

July 1, 2019 through June 30, 2020

Inland Empire Utility Agency

Fully Burdened Billing Rates

| Position | Rate / Range |
|---|----------------------------|
| Project Principal/Project Manager | \$ 180.00 to \$ 200.00 |
| <i>Carl Wallace, PE</i> | \$ 180.00 |
| Project Managers / Construction Managers | \$ 148.00 to \$ 175.00 |
| <i>Project Manager</i> | \$ 170.00 |
| <i>Deputy Project Manager</i> | \$ 158.00 |
| <i>Construction Manager</i> | \$ 165.00 |
| <i>Deputy Construction Manager</i> | \$ 148.00 |
| Project Engineer | \$ 106.00 to \$ 180.00 |
| <i>Chief Engineer</i> | \$ 180.00 |
| <i>Cost / Sched Engineer</i> | \$ 168.00 |
| <i>Project Engineer</i> | \$ 132.00 |
| <i>Office Engineer</i> | \$ 125.00 |
| Senior Construction Inspector | Prevailing Wage & Off-Site |
| <i>CM/ Inspector</i> <i>Jin Chong</i> | \$ 140.00 |
| <i>Supervising Inspector</i> | \$ 136.00 |
| <i>Senior Inspector</i> <i>Rick Barajas</i> | \$ 128.00 |
| <i>Senior Inspector</i> Late and night shift | \$ 142.00 |
| <i>Senior Inspector</i> Overtime | \$ 176.00 |
| <i>Senior Inspector</i> Doubletime | \$ 210.00 |
| Labor Compliance Auditor Specialist | \$ 80.00 to \$ 110.00 |
| <i>Labor Compliance Manager</i> | \$ 150.00 |
| <i>Senior Labor Compliance Specialist</i> | \$ 100.00 |
| <i>Labor Compliance Interviewer/Auditor</i> | \$ 84.00 |
| Office Staff | \$ 80.00 to \$ 90.00 |
| <i>Contract Administrator</i> | \$ 84.00 |
| <i>Senior Project Administrator</i> | \$ 80.00 |
| <i>Project Administrator</i> <i>Margie Saldibar</i> | \$ 52.00 |

NOTES:

Rates are inclusive - Rates include related costs: professional liability insurance, overhead, vehicle, vehicle insurance, fuel, vehicle maintenance, laptop computer, heat gun, probe, smart level, cell phone and calling plan, digital camera and standard tools and equipment. All other direct expenses (Plan Reproduction, Large Printing jobs and Delivery/ Mail) will be billed at cost plus 12%. W&A does not charge job mileage, drive time or mileage to work.

Premium Time for Inspectors - Swing or Night Shift will be charged at Shift Differential Rate. Overtime for inspection staff will be used for any Overtime and Saturdays and Double Time for holidays and Sundays. We have a four hour minimum for Inspection.

Construction Inspection Prevailing Wage - For Prevailing Wage (CIP and Off-Site Inspections) Supervising and Senior Construction Inspector Positions we increase rates at the time of new labor determinations for that labor class. These rate increases can occur (without advance notice) in January, April, July and October each year. We would include the DIR increase in our rates plus 100% of the total increase. Using this formula, if the DIR designates a \$1.00/hour increase, W&A would apply a \$2.00/hour increase to the established base rate. In this example, our current rate of \$126.00/hour for the Senior Inspector would increase to \$128.00/hour and the Supervising Inspector rate would increase to \$138.

Subconsultant rates will be marked up by 10%.

**ACTION
ITEM
3B**

Date: August 21, 2019

To: The Honorable Board of Directors

From: Shivaji Deshmukh, General Manager

Committee: Engineering, Operations & Water Resources

ASD
08/14/19

Finance & Administration

08/14/19

Executive Contact: Shaun Stone, Acting Executive Manager of Engineering/AGM

Subject: RP-5 Expansion Design Contract Amendment

Executive Summary:

In June 2017, the design of the Regional Water Recycling Plant No. 5 Expansion (RP-5) began. To date, the project design team has completed the 90 percent design.

Due to recent events at IEUA, modifications to the project are needed. This amendment includes two main scope items: Renewable Energy and Efficiency Project (REEP) Incorporation into the project and Instrumentation Modifications. Details of the amendment including discussions on impacts to design, construction, cost, and schedule are provided in Attachment 1 - Background.

The Board of Directors previously approved an amendment for \$495,979 in March 2019. If approved, the additional design fee in the amount of \$517,494 will increase Parsons design contract amount from \$18,551,210 to \$19,068,704 resulting in a total amendment ratio of 5.97 percent. There is no change to the project schedule as a result of this amendment; however, the REEP Incorporation changes will be issued as an addendum during bidding as to not affect the project schedule.

Staff's Recommendation:

1. Approve a consulting engineering services contract amendment for the RP-5 Expansion, Project Nos. EN19001 and EN19006, to Parsons Water and Infrastructure Inc., in the amount of \$517,494; and
2. Authorize the General Manager to execute the consulting engineering services contract amendment, subject to non-substantive changes.

Budget Impact *Budgeted (Y/N): Y Amendment (Y/N): N Amount for Requested Approval:*

Account/Project Name:

EN19001/RP-5 Liquids Treatment Expansion
EN19006/RP-5 Solids Treatment Facility

Fiscal Impact (explain if not budgeted):

None.

Prior Board Action:

On March 20, 2019, the Board of Directors approved a contract amendment for \$495,979.

On May 17, 2017, the Board of Directors approved a contract amendment for the design to Parsons Water & Infrastructure, Inc., for the not-to-exceed amount of \$17,993,680.

On March 15, 2017, the Board of Directors adopted the RP-1 and RP-5 Expansion Preliminary Design Report.

Environmental Determination:

Program Environmental Impact Report (Finding of Consistency)

Staff is currently completing a Finding of Consistency with IEUA's Program Environmental Impact Report and has completed CEQA Plus evaluation for potential SRF Loan Funding.

Business Goal:

The RP-5 Liquids Treatment Expansion Project is consistent with the Agency's Business Goal of Wastewater Management specifically the Water Quality objective that IEUA will ensure that Agency systems are planned, constructed, and managed to protect public health, the environment, and meet anticipated regulatory requirements.

Attachments:

Attachment 1 - Background

Attachment 2 - PowerPoint

Attachment 3 - Design Amendment

Attachment 1

Background

Subject: RP-5 Expansion Design Contract Amendment

In March 2017, the IEUA Board of Directors approved the findings of the Regional Water Recycling Plant No. 1 (RP-1) and Regional Water Recycling Plant No. 5 (RP-5) Expansion Preliminary Design Report (PDR). The PDR outlined a process of pre-selecting major pieces of equipment to ensure these met specific qualifications required by IEUA and outlined the progression of the design. In May 2017, the IEUA Board of Directors approved the consulting engineering services contract amendment for the RP-5 Expansion Design to Parsons Water & Infrastructure Inc., (Parsons). In June 2017, the project design team began work on the project and to date has completed the 30 percent design, 50 percent design, and provided 90 percent design. The project team is finalizing the design and has identified potential modifications to the design that will result in reduced construction cost, improved operations, or reliable maintenance of RP-5. The amendment includes two tasks:

1. REEP Incorporation
2. Instrumentation Modifications.

Details of these scope items including discussions on impacts to design, construction, cost, and schedule are provided below.

REEP INCORPORATION

Design Scope of Work: Task 1 – SCADA Migration: As-Built Existing Facility Control System
Task 2 – SCADA Migration: Create PCN's and P&ID's
Task 3 – SCADA Migration: Migrate Control System to PlantPax
Task 4 – Piping Modifications: Modifying Engine Exhaust Piping
Task 5 – Piping Modifications: Modify Jacket Water Pump Piping

Justification: SCADA Migration: The REEP facility was not upgraded during the RP-5 SCADA Migration Project due to the facility being operated by a third party. With the termination of the operation agreement in 2019, the REEP control system needs to be upgraded to meet IEUA's SCADA Standards and incorporation into the RP-5 Expansion. This includes programming the system in PlantPax, updating hardware components such as controllers and communication modules, and modifying the network architecture to Parallel Redundant Processing (PRP).

Piping Modifications: The Engine No. 1 exhaust piping was modified during third party operation to allow for an installation of a Selective Catalytic Reduction (SCR) System to meet exhaust emission standards requiring removal of the exhaust heat exchanger. A new roof penetration will be added to shorten the length of the exhaust piping and allow for reinstallation of exhaust heat exchanger. In addition, the jacket water pumps will be modified to allow for heat recovery for the RP-5 Solids Treatment Facility's hot water loop, increasing the efficiency of the facility. Similar Modifications are included for Engine No. 2 as well.

Design Amendment Value: \$354,821

INSTRUMENTATION MODIFICATIONS

Design Scope of Work: Task 1 – Provide Hardwire Controls for Equipment Reset and Bypasses
Task 2 – Provide Monitoring Signal for All Motorized Valves Indicating When in "Local"

Justification: As part of the IEUA SCADA standards, more instrumentation has been designed to be controlled through ethernet versus hardwire. This allows for an overall simplification of the control system and a reduction of cost. However, it is slightly less reliable due to the addition of one additional communication switch that has the potential to fail. Therefore, the IEUA SCADA standards have been revised to hardwire resets and bypass switches for equipment that impacts safety or compliance of IEUA facilities (i.e. sewer pumps, gas flare systems, etc.). This amendment is to allow for modification to the RP-5 Expansion Project contract documents to incorporate this change.

As part of the IEUA SCADA standards, all valves LOR switches are monitored by SCADA when in "Local". This provides clear indication that the valve operation status of "Local", or "Off", or "Remote". The "Remote" status signal is included in the design already, and "Off" signal is inferred. This amendment is to allow for modification to the RP-5 Expansion Project contract documents to incorporate this change.

Design Amendment Value: \$162,673

SCHEDULE

There is no change to the project schedule as result of this amendment, however REEP Incorporation changes will be issued as an addendum during bidding as to not affect the project schedule. The project schedule is below:

| RP-5 Expansion Project Schedule | Date |
|--|----------------|
| RP-5 Expansion Final Design | September 2019 |
| RP-5 Expansion Construction Bid | October 2019 |
| RP-5 Expansion Board Award | March 2020 |
| RP-5 Solids Treatment Facility Construction Completion | March 2023 |
| RP-5 Liquids Treatment Expansion Construction Completion | December 2024 |

FISCAL IMPACT

The total value of this amendment is \$517,530, with the task breakdown shown in the table below:

| Amendment | Value |
|---|------------------|
| REEP SCADA Migration and Piping Modifications | \$354,821 |
| Instrumentation Modifications | \$162,673 |
| TOTAL | \$517,494 |

The amendment will increase Parsons' design contract amount from \$18,551,210 to \$19,068,704, resulting in a total amendment ratio of 5.97 percent. The amendment value is within the budgeted design contingency.

Attachment 2

RP-5 Expansion Project Design Contract Amendment

Project Nos. EN19001/EN19006



Shaun J. Stone, P.E.
August 2019

Design Contract Amendments Overview


Amendments to reduce construction cost, improve operations, and/or provide reliable maintenance:

| Amendment | Amount |
|---|------------------|
| REEP Incorporation: SCADA Migration and Piping Improvements | \$354,821 |
| Instrumentation Modifications | \$162,673 |
| Total | \$517,494 |

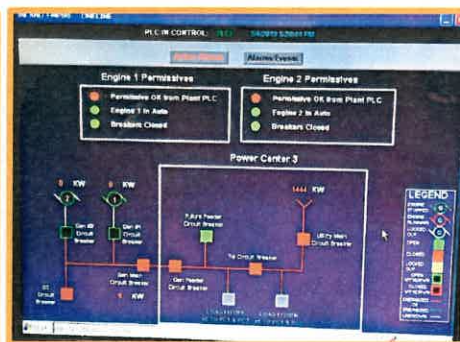


RP-5 Site

REEP Incorporation: SCADA Migration and Piping Modifications



REEP Control Cabinet



REEP Control Screen



REEP Exhaust Piping

- Scope:
 - Update control hardware and software to PlantPax system
 - Modify engine exhaust piping and heat recovery systems to meet emissions
- Justification: Due to third party operation until 2019, REEP was not modified under prior projects
- Amendment Amount: \$354,821

Instrumentation Modifications



Influent Pump Control Center

- Scope:
 - Provide hard-wired equipment remote resets and bypass switches
 - Provide monitoring signal for all motorized valves indicating when in “Local”
- Justification: Provides increased operational reliability of systems during remote operation an accurate statuses.
- Amendment Amount: \$162,673

RP-5 Expansion Project Budget and Schedule

| Description | Estimated Cost |
|---|----------------------|
| Design Services | \$26,642,725 |
| Consultant Design Contract | \$19,068,704 |
| Design Amendment Cost | \$517,494 |
| Other Design Services (3%) | \$7,574,021 |
| Construction Services | \$24,210,000 |
| Engineering Services During Construction (3%) | \$8,070,000 |
| Other Construction Services (6%) | \$16,140,000 |
| Construction | \$309,845,000 |
| Construction (estimate) | \$281,845,000 |
| Contingency (~10%) | \$28,000,000 |
| Total Project Cost: | \$360,697,725 |
| Total Project Budget: | \$325,000,000 |

| Project Milestone | Date |
|------------------------------------|----------------|
| Design | |
| ✔ Consultant Design Contract Award | May 2017 |
| ✔ 30% Design Completion | December 2017 |
| ✔ 50% Design Completion | July 2018 |
| ✔ 90% Design Completion | June 2019 |
| Final Design Completion | September 2019 |
| Construction | |
| Construction Bid Phase | October 2019 |
| Construction Contract Award | March 2020 |
| Solids Facility Completion | March 2023 |
| Liquids Construction Completion | December 2024 |

Recommendation

- Approve a consulting engineering services contract amendment for the RP-5 Expansion, Project Nos. EN19001 and EN19006, to Parsons Water and Infrastructure Inc., in the amount of \$517,494; and
- Authorize the General Manager to execute the consulting engineering services contract amendment, subject to non-substantive changes.

The RP-5 Liquids Treatment Expansion Project is consistent with **IEUA's Business Goal of Wastewater Management** specifically the Water Quality objective that IEUA will ensure that systems are planned, constructed, and managed to protect public health, the environment, and meet anticipated regulatory requirements.

Attachment 3



CONTRACT AMENDMENT NUMBER: 4600002042-007
CONSULTING ENGINEERING SERVICES
FOR
RP-5 LIQUIDS TREATMENT SYSTEM EXPANSION,
AND RP-5 SOLIDS TREATMENT FACILITY SERVICES

THIS CONTRACT AMENDMENT SEVEN is made and entered into this _____ day of _____, 2019, by and between the Inland Empire Utilities Agency, a Municipal Water District, organized and existing in the County of San Bernardino under and by virtue of the laws of the State of California (hereinafter referred to interchangeably as "IEUA" and "Agency") and Parsons Water & Infrastructure Inc. with offices located in Pasadena, California (hereinafter referred to as "Consultant") to provide professional design engineering services in support of Projects EN19001 and EN19006 (previously EN16025 and EN16028), and shall revise the Contract as herein amended:

SECTION 4, SCOPE OF WORK AND SERVICES, IS HEREBY AMENDED TO ADD THE FOLLOWING: Additional Consultant services and responsibilities shall include and be in accordance with **Exhibit A-007** referenced herein, attached hereto, and made a part hereof.

SECTION 6., PAYMENT, INVOICING AND COMPENSATION, IS HEREBY AMENDED TO ADD THE FOLLOWING: Contract value is increased by \$517,494.00, increasing the Contract's total **NOT-TO-EXCEED** maximum amount to **\$19,068,704.00**.

ALL OTHER PROVISIONS OF THIS CONTRACT REMAIN UNCHANGED.

WITNESSETH, that the parties hereto have mutually covenanted and agreed as per the above amendment items, and in doing so have caused this document to become incorporated into the Contract documents.

INLAND EMPIRE UTILITIES AGENCY:
(A Municipal Water District)

PARSONS WATER & INFRASTRUCTURE INC.:

Shivaji Deshmukh (Date)
General Manager

Satish Kamath, P.E., BCEE (Date)
Vice President, Program Director

EXHIBIT A-007

April 26, 2019

Jason Marseilles, P.E.
Senior Engineer
Inland Empire Utilities Agency
6075 Kimball Avenue
Chino, CA 91708

Subject: Change Order Proposal for Design Services for a Modification to the Exhaust Piping and Jacket Water System at the Renewable Energy Efficiency Project (REEP) Facility

Dear Mr. Marseilles:

Parsons is pleased to present this change order letter proposal for design services for modifications to the exhaust piping and jacket water system at REEP. Included in the letter proposal is the scope of services, level of effort and fee.

Scope of Work

Scope of work is as follows:

- Modify exhaust piping from Engine #1.
 - Remove piping that was installed by Burrtec and install a new 30" exhaust pipe, routed through a new penetration in the roof.
 - The new penetration would be closer to Engine #1 than either of the existing roof penetrations.
- Modify jacket water pumps as needed to add a heat exchanger to send hot water to the main RP-5 hot water loop.
 - This may mean replacing the existing pumps or modifying the existing pumps to handle the added pressure drop from the heat exchanger.
 - Hours have been included to perform the evaluation and design the modifications as needed.

Level of Effort and Fee

Total of 316 hours of engineering/designer/management time is required to complete the effort and the total fee to complete the above tasks is \$57,222. A detailed breakdown of this fee is included in Attachment A.

We thank IEUA for the opportunity to present this proposal. If you have any further questions or comments, please contact me at 626 440 3355 or satish.kamath@parsons.com.

Sincerely,



Satish Kamath, P.E., BCEE
Vice President

Attachment A
Estimated Level of Effort and Fee

Estimated Level of Effort and Fee

| TASK | DESCRIPTION | | | | | | | | | | | | | | TOTAL HOUR | LABOR FEE | SURCONSULTANT | | | | | TOTAL FEE |
|---|-------------------------|----------|----------|----------|----------|----------|----------|----------|----------|----------|----------|----------|----------|---------|------------|-----------|--------------------|---------|--------------------------|---------|----------------|-----------|
| | | A | B | C | D | E | F | G | H | I | J | K | L | M | | | Brown and Caldwell | Geotech | TOTAL SUB w/ 4.8% MARKUP | ODCs | Major Printing | |
| | | \$275/hr | \$285/hr | \$290/hr | \$295/hr | \$215/hr | \$205/hr | \$170/hr | \$125/hr | \$112/hr | \$140/hr | \$108/hr | \$170/hr | \$85/hr | | | | | 6.8% | 2.00% | | |
| 1. Additional Design Work for REEP | | | | | | | | | | | | | | | | | | | | | | |
| 4.1 | Project Management | 0 | 16 | 0 | 0 | 0 | 0 | 0 | 0 | 0 | 0 | 0 | 0 | 0 | 16 | \$4,240 | | \$0 | \$65 | | \$4,325 | |
| 4.2 | General | 0 | 0 | 0 | 0 | 0 | 0 | 0 | 0 | 0 | 0 | 0 | 0 | 0 | 0 | \$0 | | \$0 | \$0 | | \$0 | |
| 4.3 | Civil | 0 | 0 | 0 | 0 | 0 | 0 | 0 | 0 | 0 | 0 | 0 | 0 | 0 | 0 | \$0 | | \$0 | \$0 | | \$0 | |
| 4.4 | Architectural | | | | | | | | | | | | | | | | | | | | | |
| 4.5 | Process Mechanical | 0 | 0 | 0 | 0 | 40 | 0 | 0 | 0 | 0 | 60 | 0 | 0 | 0 | 120 | \$18,800 | | \$0 | \$360 | | \$20,198 | |
| 4.6 | Building Mechanical | | | | | | | | | | | | | | | | | | | | | |
| 4.7 | Structural | 0 | 0 | 0 | 0 | 100 | 0 | 0 | 0 | 0 | 60 | 20 | 0 | 0 | 180 | \$32,000 | | \$0 | \$641 | | \$32,701 | |
| 4.8 | Electrical and Controls | 0 | 0 | 0 | 0 | 0 | 0 | 0 | 0 | 0 | 0 | 0 | 0 | 0 | 0 | \$0 | | \$0 | \$0 | | \$0 | |
| 4.9 | QA/QC | 0 | 0 | 0 | 0 | 0 | 0 | 0 | 0 | 0 | 0 | 0 | 0 | 0 | 0 | \$0 | | \$0 | \$0 | | \$0 | |
| 4.10 | Cost Estimating | 0 | 0 | 0 | 0 | 0 | 0 | 0 | 0 | 0 | 0 | 0 | 0 | 0 | 0 | \$0 | | \$0 | \$0 | | \$0 | |
| Subtotal Task 4 | | 0 | 16 | 0 | 0 | 140 | 0 | 0 | 0 | 60 | 140 | 20 | 0 | 0 | 316 | \$66,100 | \$0 | \$0 | \$0 | \$1,122 | \$67,222 | |
| Total Tasks 1 through 4 | | 0 | 16 | 0 | 0 | 140 | 0 | 0 | 0 | 60 | 140 | 20 | 0 | 0 | 316 | \$66,100 | 0 | 0 | 0 | \$1,122 | \$67,222 | |
| Additional Task | | | | | | | | | | | | | | | | | | | | | | |
| Grand Total | | | 16 | 0 | 0 | 140 | 0 | 0 | 0 | 60 | 140 | 20 | 0 | 0 | 316 | \$66,100 | \$0 | \$0 | \$0 | \$1,122 | \$67,222 | |

A = Principal-in-Charge F = Supervising Engineer K = Designer
 B = Project Manager G = Senior Engineer L = Cost Estimator/Scheduler/Project Controls
 C = Technical Advisor H = Staff Engineer M = Administrative Support Staff/Word Processor
 D = Principal Engineer I = Associate Engineer
 E = Project Engineer J = Senior Designer

June 28, 2019

Jason Marseilles, P.E.
Senior Engineer
Inland Empire Utilities Agency
6075 Kimball Avenue
Chino, CA 91708

Subject: Proposal for Incorporation of Motor Control Input/Output Change at RP-5

Dear Mr. Marseilles:

Parsons is pleased to present this letter proposal for design services to incorporate motor control input/output into the anaerobic digester design for the RP-5 Expansion and Upgrade project. Included in the letter proposal is the project background, basis for scope, scope of services, schedule, level of effort and fee.

Background

The Inland Empire Utilities Agency's (IEUA) Regional Plant (RP)-5 expansion/upgrades project is at 90% design completion stage. Prior to submittal of the 90% design package IEUA requested control system changes. These changes relate to changing some points from networked input/output (I/O) to hard-wired I/O. Because of the high level of detail on the drawings approaching 90 percent, the change effects many aspects of the design (i.e, most process and instrumentation diagram drawings, most electrical control schematics and conduit schedules to increase the wire counts.

Basis for Scope

Prior to this most recent requested change, the design team had incorporated a number of control systems changes from IEUA through the design process, with no changes in project design budget. Previous changes incorporated include:

- Changes from original written direction from IEUA on October 18, 2017 to use all networked I/O for non-variable frequency drive starters (direction was later given to use a combination of hard-wired and networked I/O).
- Iterative process from IEUA with changes in what I/O is considered "critical" and therefore needs to be hard-wired vs networked.
- Changes to incorporate equipment tagging system direction received after the 60 percent deliverable.
- Changes resulting from process control narrative workshops with IEUA occurring late in the design process (well after the 60 percent deliverable and in some cases still occurring after the 90 percent deliverable).

Jason Marseilles, P.E.
Senior Engineer
Inland Empire Utilities Agency
June 28, 2019

For this proposal the following general assumptions were made:

- Parsons will provide sample P&IDs and control schematics for both variable frequency drive (VFD) and non-VFD type motor controllers to IEUA for review before the design team proceeds with implementing these changes.
- The changes will then be incorporated into the 100 percent documents (bid set) without interim reviews by IEUA (in the interest of time).
- Parsons team will perform an internal QC of these specific changes before delivering them with the 100 percent documents (bid set).
- Parsons to update the cost estimate resulting from any design changes.

Scope of Work

Detailed scope of work for is as follows:

1. Parsons will update the control schematics
2. Power center plan drawings will be updated
3. Conduit and cable schedules will be updated
4. Process and P&ID's will be updated
5. I/O list will be updated
6. Process control narratives will be updated
7. QA/QC activities will be performed
8. Project Management activities will be conducted.

Schedule

It is anticipated this activity will last 5 weeks. Incorporation of this scope of work will be conducted concurrently with the RP5 100% design activities. All efforts will be made to complete this work along with 100% design completion. However, due to level of effort involved in this scope of work we anticipate a 2 – 3 week schedule extension may be required.

Level of Effort and Fee

The level of effort and fee to complete this work is presented as Attachment 1 to this proposal. The fee required to complete this work is \$ 100,725. We have also attached our team member Brown and Caldwell proposal for reference as Attachment 2.

Jason Marseilles, P.E.
Senior Engineer
Inland Empire Utilities Agency
June 28, 2019

We thank IEUA for the opportunity to present this proposal. If you have any further questions or comments, please contact me at 626 440 3355 or satish.kamath@parsons.com.

Sincerely,

A handwritten signature in blue ink that reads "Satish Kamath". The signature is fluid and cursive, with a prominent initial 'S'.

Satish Kamath, P.E., BCEE
Vice President

Level of Effort and Fee
Attachment 1

| TASK | DESCRIPTION | A | B | C | D | E | F | G | H | I | J | K | L | M | TOTAL HOUR | LABOR FEE | SUBCONSULTANT | | | | | | |
|--|--|----------|----------|----------|----------|----------|----------|----------|----------|----------|----------|----------|----------|---------|------------|-----------|--------------------|----------|--------------------------|----------|----------------|-----------|-----------|
| | | | | | | | | | | | | | | | | | Brown and Caldwell | Geotech | TOTAL SUB w/ 4.8% MARKUP | ODCs | Major Printing | TOTAL FEE | |
| | | | | | | | | | | | | | | | | | | | | | | | |
| Ethernet Vs Hardwire of Controls (All Control Schematics to be modified) | | \$276/hr | \$208/hr | \$260/hr | \$238/hr | \$218/hr | \$206/hr | \$170/hr | \$125/hr | \$112/hr | \$140/hr | \$108/hr | \$170/hr | \$95/hr | | | 4% | 7.30% | | | | | |
| 1 | Control Schematics (25 drawings) | | | | | | 36 | 36 | | | | | 28 | | | 100 | \$17,420 | \$12,325 | \$12,917 | \$348 | | \$30,085 | |
| 2 | Power Center Plan Drawings (7 drawings) | | | | | | 40 | 60 | | | | | 40 | | | 140 | \$24,000 | | \$0 | \$400 | | \$24,400 | |
| 3 | Conduit and Cable Schedule (10 drawings) | | | | | | 4 | 8 | | | | | 8 | | | 20 | \$3,300 | \$3,106 | \$3,255 | \$68 | | \$3,921 | |
| 4 | Update P&IDs (35 drawings) | | | | | | | | | | | | | | | 0 | \$0 | \$15,673 | \$16,426 | \$0 | | \$16,426 | |
| 5 | Update IO List | | | | | | | | | | | | | | | 0 | \$0 | \$2,671 | \$2,799 | \$0 | | \$2,799 | |
| 6 | Update Process Control Narratives | | | | | | | | | | | | | | | 0 | \$0 | \$4,738 | \$4,965 | \$0 | | \$4,965 | |
| 7 | QA/QC | | | | 16 | 28 | | | | | | | | | | 42 | \$9,350 | | \$0 | \$187 | | \$9,537 | |
| 8 | Project Management | | 10 | | | | | | | | | | | | | 28 | \$5,110 | | \$0 | \$102 | | \$5,212 | |
| Subtotal | | | 0 | 10 | 0 | 16 | 28 | 80 | 104 | 0 | 0 | 78 | 0 | 10 | 8 | 330 | \$69,180 | \$38,613 | \$0 | \$40,382 | \$1,184 | \$0 | \$100,725 |
| Total Ethernet Vs Hardwire of Controls | | | 0 | 10 | 0 | 16 | 28 | 80 | 104 | 0 | 0 | 78 | 0 | 10 | 8 | 330 | \$69,180 | \$38,613 | \$0 | \$40,382 | \$1,184 | \$0 | \$100,725 |

- A = Principal-in-Charge
- B = Project Manager
- C = Technical Advisor
- D = Principal Engineer
- E = Project Engineer
- F = Supervising Engineer
- G = Senior Engineer
- H = Staff Engineer
- I = Associate Engineer
- J = Senior Designer
- K = Designer
- L = Cost Estimator/Scheduler/Project Controls
- M = Administrative Support Staff/Word Processor

Brown & Caldwell Proposal
Attachment 2

18500 Von Karman Avenue, Suite 1100
Irvine, California 92612

T: 714.730.7600

F: 714.734.0940



June 27, 2019

Mr. Satish Kamath, P.E.
Vice President, Program Director
Parsons
100 W. Walnut Street
Pasadena, California 91124

150907.010

Subject: Inland Empire Utilities Agency RP-5 Liquids Treatment System Expansion and RP-5 Solids Treatment Facility Design – Incorporation of Motor Control Input/Output Change Requested by IEUA

Dear Mr. Kamath:

Thank you for the opportunity to team with Parsons on the Inland Empire Utilities Agency (IEUA) RP-5 Liquids Treatment System Expansion and RP-5 Solids Treatment Facility Design (Project). Brown and Caldwell (BC) is committed to partnering with you to support the development of the Project documents using both local experienced staff and our nationally-recognized process design experts.

As requested, we have developed a scope to incorporate control system changes requested by IEUA shortly before the 90-percent quality control set deadline. These changes relate to changing some points from networked input/output (I/O) to hard-wired I/O. Because of the high level of detail on the drawings approaching 90 percent, this change affects many aspects of the design (i.e., most process and instrumentation diagram drawings, most electrical control schematics, and conduit schedules to increase the wire counts). As noted in email correspondence between BC and Parsons on April 29, 2019, we held on incorporating these late changes until they could be discussed with IEUA, so that we could focus on completing the rest of the 90-percent design on schedule while the impacts of this requested change were reviewed with IEUA.

Prior to this most recent requested change, the design team had incorporated a number of control systems changes from IEUA through the design process, with no change in project design budget. Previous changes incorporated include:

- Changes from original written direction from IEUA on October 18, 2017, to use all networked I/O for non-variable frequency drive starters (direction was later given to use a combination of hard-wired and networked I/O).
- Iterative process from IEUA with changes in what I/O is considered “critical” and therefore needs to be hard-wired vs. networked.
- Changes to incorporate equipment tagging system direction received after the 60 percent deliverable.
- Changes resulting from process control narrative workshops with IEUA occurring very late in the design process (well after the 60 percent deliverable and in some cases still occurring after the 90 percent deliverable).

Mr. Satish Kamath
Parsons
June 27, 2019
Page 2

The following attachments are provided:

- A. Scope of Work, Fee Summary, and Schedule
- B. Level of Effort and Fee (BC only)

The proposed fee to complete the items described in the attached Scope of Work is \$38,512. We have based our fee on the assumptions described in the attachments, which were developed from our collective communications since request of these services from IEUA.

We look forward to continuing our work with you on this important project.

Very truly yours,

Brown and Caldwell

A handwritten signature in black ink, appearing to read "Mike Puccio". The signature is fluid and cursive, with the first name "Mike" and last name "Puccio" clearly distinguishable.

Mike Puccio, P.E.,
Vice President

AL:MP:re

Attachment A: Scope of Work, Fee Summary, and Schedule



Scope of Work, Fee Summary, and Schedule

Attachment A

Introduction

On April 25, 2019, and shortly before the 90-percent quality control (QC) set was compiled, Inland Empire Utilities Agency (IEUA) issued new direction on control systems design. Specifically, direction was provided to change from networked to hard-wired input/output (I/O) for specific points (alarm RESET). These changes relate to changing some points from networked I/O to hard-wired I/O. As noted in email correspondence between Brown and Caldwell (BC) and Parsons on April 29, 2019, we held on incorporating these late changes until they could be discussed with IEUA, so that we could focus on completing the rest of the 90 percent design on schedule while the impacts of this requested change were reviewed with IEUA.

Because of the high level of detail on the drawings approaching 90 percent, this change affects many aspects of the design (i.e., most process and instrumentation diagram [P&ID] drawings, most electrical control schematics, and conduit schedules to increase the wire counts). As noted in Parsons' email correspondence on April 29, 2019, BC held on incorporating these late changes until they could be discussed with IEUA, so that we could focus on completing the rest of the 90 percent design on schedule. This scope of work includes design services required to modify the contract documents to provide additional digester capacity for food waste co-digestion. A summary of the scope of work is provided below.

Assumptions

The following general assumptions were made in preparation of this proposal:

- Parsons will provide sample P&IDs and control schematics for both variable frequency drive (VFD) and non-VFD type motor controllers to IEUA for review before the design team proceeds with implementing these changes.
- The changes will then be incorporated into the 100 percent documents (bid set) without any further interim reviews by IEUA.
- BC will perform an internal QC of these specific changes before delivering them with the 100 percent documents (bid set).
- Parsons to update the 100 percent cost estimate with any resulting design changes.

1.0 Scope of Work

BC Scope and Assumptions

The BC-specific scope of work is based on the assumptions listed below.

1. Update P&IDs to change from networked reset to hard-wired reset for motor-driven equipment (primarily pumps and fans).



2. Update I/O list to incorporate additional points at each remote I/O module for hard-wired resets.
3. Update process control narratives to reflect hard-wired reset.
4. Update control schematics to change from networked reset to hard-wired reset for all motor-driven equipment.
5. Update conduit schedules to incorporate additional wiring required for additional I/O points to each starter.
6. Perform quality assurance (QA)/QC on design changes in accordance with project QA/QC plan.

2.0 Fee Summary

The level of effort was estimated using a total sheet count of 54 drawings impacted by the changes. The estimated fee to complete the amendment scope of work is \$38,512. A detailed level of effort and fee estimate is provided in Attachment B.

3.0 Schedule

If the proposal is accepted and pending the date of authorization, extension of the current schedule may be required to accommodate the effort associated with these changes. The schedule for incorporation of these changes will be coordinated with Parsons and the overall project schedule. We anticipate that a schedule extension of 2 to 3 weeks would be required to incorporate these changes.

Attachment B: Level of Effort and Fee



INLAND EMPIRE UTILITIES AGENCY

RP-5 EXPANSION AND SOLIDS TREATMENT FACILITY

Motor Control I/O Change - BC Level of Effort and Fee

| | Role | Project | Design | QA/QC | Lead I&C | I&C | Lead Elec | Elec | Total | Total | Total |
|--|--------------------|----------|-----------|-----------|-----------|-----------|-----------|-----------|------------|---------------|-----------------|
| Task description | Contract bill rate | Manager | Manager | Lead | Engineer | Designer | Engineer | Designer | Hours | Labor | Cost |
| | | \$242.31 | \$212.04 | \$211.62 | \$204.00 | \$150.00 | \$204.00 | \$150.00 | | | |
| 1 - Update P&IDs (~35 drawings) | | 1 | 2 | 4 | 40 | 40 | 0 | 0 | 87 | \$15,673 | \$15,673 |
| 2 - Update I/O List | | 0 | 2 | 2 | 6 | 4 | 0 | 0 | 14 | \$2,671 | \$2,671 |
| 3 - Update Process Control Narratives | | 1 | 2 | 2 | 12 | 8 | 0 | 0 | 25 | \$4,738 | \$4,738 |
| 4 - Update Control Schematics (~19 drawings) | | 1 | 2 | 10 | 0 | 0 | 12 | 48 | 73 | \$12,325 | \$12,325 |
| 5 - Update Conduit Schedules | | 1 | 2 | 2 | 0 | 0 | 4 | 8 | 17 | \$3,106 | \$3,106 |
| TOTAL | | 4 | 10 | 20 | 58 | 52 | 16 | 56 | 216 | 38,512 | \$38,512 |

July 26, 2019

Jason Marseilles, P.E.
Senior Engineer
Inland Empire Utilities Agency
6075 Kimball Avenue
Chino, CA 91708

Subject: Proposal for Incorporation of Motorized Valves LOR Monitoring at RP-5

Dear Mr. Marseilles:

Parsons is pleased to present this letter proposal for design services to incorporate motorized valves LOR monitoring change request for the RP-5 Expansion and Upgrade project. Included in the letter proposal is the project background, basis for scope, scope of services, schedule, level of effort and fee.

Background

The Inland Empire Utilities Agency's (IEUA) Regional Plant (RP)-5 expansion/upgrades project is past 90% design completion stage. The current design provides for monitoring of motorized valves LOR in remote position. During one of Process Control Narrative (PCN) workshops, IEUA requested addition of LOR In Local signal to all motorized valves.

Basis for Scope

For this proposal the following general assumptions were made:

- No alarming is added for LOR In Local condition.
- The addition of LOR In Local signals to all motorized valves will be incorporated into the 100 percent documents (bid set) without any further interim reviews by IEUA.
- Parsons' team will perform an internal QC of these specific changes before delivering them with the 100 percent documents (bid set).
- Parsons will update the 100 percent cost estimate with any resulting design changes.

Scope of Work

Detailed scope of work is as follows:

1. Update P&IDs to add LOR In Local signal to all motorized valves.
2. Update I/O list to incorporate additional points at each remote I/O module, as needed.
3. Update PCNs to reflect additional signals.
4. Instrument Plan: Provide call out of conduit and wire call-outs along the conduit/wire route from field valves to I/O rack in PC.

Jason Marseilles, P.E.
Senior Engineer
Inland Empire Utilities Agency
July 26, 2019

5. Power Center Plan Drawings: Perform cable tray fill calculation and sizing. Size conduits between incoming conduits below grade and cable tray above.
6. Site Plan: Verify conduit fill, duct bank sizing and changes as required.
7. Update conduit schedules to incorporate additional wiring required for additional I/O points to each motorized valve.
8. Perform QA/QC on design changes in accordance with project QA/QC plan.

Schedule

Incorporation of this scope of work will be conducted concurrently with the RP5 100% design activities. All efforts will be made to complete this work along with 100% design completion and therefore, no schedule extension will be required.

Level of Effort and Fee

The level of effort and fee to complete this work is presented as Attachment 1 to this proposal. The fee required to complete this work is \$61,948. We have also attached our team member Brown and Caldwell proposal for reference as Attachment 2.

We thank IEUA for the opportunity to present this proposal. If you have any further questions or comments, please contact me at 626 440 3355 or satish.kamath@parsons.com.

Sincerely,



Satish Kamath, P.E., BCEE
Vice President

Level of Effort and Fee
Attachment 1

| TASK | DESCRIPTION | A | B | C | D | E | F | G | H | I | J | K | L | M | TOTAL HOUR | LABOR FEE | SUBCONSULTANT | | | | |
|-----------------------|--|----------|----------|----------|----------|----------|----------|----------|----------|----------|----------|----------|----------|---------|------------|-----------|--------------------|----------|--------------------------|-------|----------------|
| | | | | | | | | | | | | | | | | | Brown and Caldwell | Geotech. | TOTAL SUB w/ 4.8% MARKUP | ODCa | Major Printing |
| | | \$275/hr | \$265/hr | \$250/hr | \$235/hr | \$215/hr | \$205/hr | \$170/hr | \$125/hr | \$112/hr | \$140/hr | \$108/hr | \$170/hr | \$95/hr | | | 4.0% | 7.0% | | | |
| LOR Monitoring | | | | | | | | | | | | | | | | | | | | | |
| 1 | Update P&IDs (34 drawings) | | | | | | 6 | 32 | | | | | | | 38 | \$6,670 | \$8,272 | \$8,668 | \$133 | | \$16,472 |
| 2 | Update IO List | | | | | | 2 | 2 | | | | | | | 4 | \$750 | \$3,263 | \$3,420 | \$15 | | \$4,165 |
| 3 | Update PCN | | | | | | 4 | 18 | | | | | | | 20 | \$3,540 | \$3,481 | \$3,048 | \$71 | | \$7,269 |
| 4 | Update Instrument Plans (16 drawings) | | | | | | 16 | 38 | | | 22 | | | | 76 | \$12,615 | | \$0 | \$262 | | \$12,877 |
| 5 | Update Power Center Plans (7 drawings) | | | | | | 7 | 18 | | | 10 | | | | 35 | \$5,895 | | \$0 | \$118 | | \$6,013 |
| 6 | Update Site Plans (7 drawings) | | | | | | 7 | 18 | | | 10 | | | | 35 | \$5,895 | | \$0 | \$118 | | \$6,013 |
| 7 | Update Conduit and Cable Schedules (18 drawings) | | | | | | 4 | 10 | | | 8 | | | | 20 | \$3,850 | \$3,494 | \$3,682 | \$67 | | \$7,089 |
| 8 | Project Management | | | 6 | | | | | | | | | 6 | 4 | 16 | \$2,600 | | \$0 | \$60 | | \$3,050 |
| Subtotal | | 0 | 6 | 0 | 0 | 0 | 48 | 134 | 0 | 0 | 48 | 0 | 6 | 4 | 249 | \$41,716 | \$18,510 | \$0 | \$19,398 | \$834 | \$61,948 |
| LOR Monitoring | | 0 | 6 | 0 | 0 | 0 | 48 | 134 | 0 | 0 | 48 | 0 | 6 | 4 | 249 | \$41,716 | \$18,510 | \$0 | \$19,398 | \$834 | \$61,948 |

| | | | | | |
|-----|---------------------|-----|----------------------|-----|---|
| A = | Principal-in-Charge | F = | Supervising Engineer | K = | Designer |
| B = | Project Manager | G = | Senior Engineer | L = | Cost Estimator/Scheduler/Project Controls |
| C = | Technical Advisor | H = | Staff Engineer | M = | Administrative Support Staff/Word Processor |
| D = | Principal Engineer | I = | Associate Engineer | | |
| E = | Project Engineer | J = | Senior Designer | | |

Brown & Caldwell Proposal
Attachment 2

18500 Von Karman Avenue, Suite 1100
Irvine, California 92612

T: 714.730.7600
F: 714.734.0940



July 22, 2019

Mr. Satish Kamath, P.E.
Vice President, Program Director
Parsons
100 W. Walnut Street
Pasadena, California 91124

150907.010

Subject: Inland Empire Utilities Agency RP-5 Liquids Treatment System Expansion and RP-5 Solids Treatment Facility Design – Incorporation of Motorized Valves LOR Monitoring Change Requested by IEUA

Dear Mr. Kamath:

Thank you for the opportunity to team with Parsons on the Inland Empire Utilities Agency (IEUA) RP-5 Liquids Treatment System Expansion and RP-5 Solids Treatment Facility Design (Project). Brown and Caldwell (BC) is committed to partnering with you to support the development of the Project documents using both local experienced staff and our nationally-recognized process design experts.

As requested, we have developed a scope to incorporate control system changes requested by IEUA during the Process Control Narrative (PCN) workshops. These changes relate to the addition of monitoring LOR In Local for all motorized valves. Because of the high level of detail on the drawings approaching 100 percent, this change affects many aspects of the design (i.e., several process and instrumentation diagram drawings, I/O list, PCNs, and conduit schedules to increase the wire counts).

The following attachments are provided:

- A. Scope of Work, Fee Summary, and Schedule
- B. Level of Effort and Fee (BC only)

The proposed fee to complete the items described in the attached Scope of Work is \$18,510. We have based our fee on the assumptions described in the attachments, which were developed from our collective communications since request of these services from IEUA.

We look forward to continuing our work with you on this important project.

Very truly yours,

Brown and Caldwell

A handwritten signature in black ink, appearing to read "Mike Puccio".

Mike Puccio, P.E.,
Vice President

Attachment A: Scope of Work, Fee Summary, and Schedule



Scope of Work, Fee Summary, and Schedule

Attachment A

Introduction

On July 3, 2019, during one of the Process Control Narrative (PCN) workshops, Inland Empire Utilities Agency (IEUA) issued new direction on control systems design. Specifically, direction was provided to add an additional signal for all motorized valves (LOR In Local). This requirement was not previously known, and most of the existing equipment at RP5 does not monitor LOR in local.

Because of the high level of detail on the drawings approaching 100 percent, this change affects many aspects of the design (i.e., many process and instrumentation diagram [P&ID] drawings, I/O list, PCNs, and conduit schedules to increase the wire counts).

Assumptions

The following general assumptions were made in preparation of this proposal:

- The addition of LOR In Local signals to all motorized valves will be incorporated into the 100 percent documents (bid set) without any further interim reviews by IEUA.
- BC will perform an internal QC of these specific changes before delivering them with the 100 percent documents (bid set).
- Parsons to update the 100 percent cost estimate with any resulting design changes.

1.0 Scope of Work

BC Scope and Assumptions

The BC-specific scope of work is based on the assumptions listed below.

1. Update P&IDs to add LOR In Local signal to all motorized valves.
2. Update I/O list to incorporate additional points at each remote I/O module, as needed.
3. Update process control narratives to reflect additional signals.
4. Update conduit schedules to incorporate additional wiring required for additional I/O points to each motorized valve.
5. Perform quality assurance (QA)/QC on design changes in accordance with project QA/QC plan.

2.0 Fee Summary

The level of effort was estimated using a total sheet count of 23 drawings impacted by the changes. The estimated fee to complete the amendment scope of work is \$18,510. A detailed level of effort and fee estimate is provided in Attachment B.

3.0 Schedule

The schedule for incorporation of these changes will be coordinated with Parsons and the overall project schedule. No schedule extension would be required to incorporate these changes.



Attachment B: Level of Effort and Fee

INLAND EMPIRE UTILITIES AGENCY
RP-5 EXPANSION AND SOLIDS TREATMENT FACILITY

Motorized Valve LOR I/O Change - BC Level of Effort and Fee

| Role | Project | Design | Project | QA/QC | Lead I&C | I&C | Lead Elec | Elec | Total | Total | Total |
|--|--------------------|----------|----------|----------|-----------|-----------|-----------|-----------|------------|---------------|-----------------|
| | Manager | Manager | Admin | Lead | Engineer | Designer | Engineer | Designer | Hours | Labor | Cost |
| Task description | Contract bill rate | \$242.31 | \$212.04 | \$102.00 | \$211.62 | \$204.00 | \$150.00 | \$204.00 | \$150.00 | | |
| 1 - Update P&IDs (~15 drawings) | 1 | 2 | 1 | 2 | 20 | 20 | 0 | 0 | 46 | \$8,272 | \$8,272 |
| 2 - Update I/O List | 0 | 1 | 2 | 2 | 6 | 8 | 0 | 0 | 19 | \$3,263 | \$3,263 |
| 3 - Update Process Control Narratives | 0 | 2 | 1 | 2 | 8 | 6 | 0 | 0 | 19 | \$3,481 | \$3,481 |
| 4 - Update Conduit Schedules (~8 drawings) | 1 | 1 | 0 | 2 | 0 | 0 | 4 | 12 | 20 | \$3,494 | \$3,494 |
| TOTAL | 2 | 6 | 4 | 8 | 34 | 34 | 4 | 12 | 104 | 18,510 | \$18,510 |

| TASK | DESCRIPTION | SUBCONSULTANT | | | | | | | | | | | | | TOTAL HOUR | LABOR FEE | SUBCONSULTANT | | | | TOTAL FEE | |
|--|--|---------------|----------|----------|----------|----------|----------|----------|----------|----------|----------|----------|----------|---------|------------|-----------|--------------------|---------|--------------------------|----------|-----------|----------------|
| | | A | B | C | D | E | F | G | H | I | J | K | L | M | | | Brown and Caldwell | Goetech | TOTAL SUB w/ 4.8% MARKUP | ODCs | | Major Printing |
| | | | | | | | | | | | | | | | | | | | | | | |
| 1. Additional SCADA Design/Upgrade Work for RP-5 REEP | | \$275/hr | \$265/hr | \$255/hr | \$235/hr | \$215/hr | \$205/hr | \$170/hr | \$125/hr | \$112/hr | \$140/hr | \$108/hr | \$170/hr | \$95/hr | | | | | | | | |
| 1 | Main UPS Replacement | 0 | 0 | 0 | 0 | 0 | 0 | 0 | 0 | 0 | 0 | 0 | 0 | 0 | 0 | 0 | \$0 | \$0 | \$0 | \$0 | | |
| 1.1 | Field Investigation and Review As-Built Documentation | 0 | 0 | 0 | 8 | 0 | 0 | 0 | 0 | 0 | 0 | 0 | 0 | 0 | 12 | 0 | \$2,312 | \$0 | \$46 | \$2,358 | | |
| 1.2 | UPS Evaluation and Design | 0 | 0 | 0 | 46 | 0 | 0 | 0 | 0 | 0 | 0 | 0 | 0 | 0 | 68 | 0 | \$13,443 | \$0 | \$269 | \$13,709 | | |
| 2 | Server Rack | 0 | 0 | 0 | 0 | 0 | 0 | 0 | 0 | 0 | 0 | 0 | 0 | 0 | 0 | 0 | \$0 | \$0 | \$0 | \$0 | | |
| 2.1 | Field Investigation and Demolition Details | 0 | 0 | 0 | 16 | 0 | 0 | 0 | 0 | 0 | 0 | 12 | 0 | 0 | 28 | 0 | \$5,056 | \$0 | \$101 | \$5,157 | | |
| 3 | Control Room Upgrade | 0 | 0 | 0 | 0 | 0 | 0 | 0 | 0 | 0 | 0 | 0 | 0 | 0 | 0 | 0 | \$0 | \$0 | \$0 | \$0 | | |
| 3.1 | Field Investigation and Review As-Built Documentation | 0 | 0 | 0 | 8 | 0 | 0 | 0 | 0 | 0 | 0 | 0 | 0 | 0 | 8 | 0 | \$1,880 | \$0 | \$38 | \$1,918 | | |
| 3.2 | Control Room General Arrangement Drawings | 0 | 0 | 0 | 20 | 0 | 0 | 0 | 0 | 0 | 0 | 10 | 0 | 0 | 30 | 0 | \$5,780 | \$0 | \$116 | \$5,896 | | |
| 4 | Control Cabinet PLC-1 Modifications | 0 | 0 | 0 | 0 | 0 | 0 | 0 | 0 | 0 | 0 | 0 | 0 | 0 | 0 | 0 | \$0 | \$0 | \$0 | \$0 | | |
| 4.1 | Field Investigation and Review As-Built Documentation | 0 | 0 | 0 | 32 | 0 | 0 | 0 | 0 | 0 | 0 | 0 | 0 | 0 | 32 | 0 | \$7,620 | \$0 | \$150 | \$7,770 | | |
| 4.2 | Panel and Network Modification Drawings | 0 | 0 | 0 | 48 | 0 | 0 | 0 | 0 | 0 | 0 | 28 | 0 | 0 | 76 | 0 | \$14,304 | \$0 | \$286 | \$14,590 | | |
| 5 | Network Cabinet (next to PLC-1) and Network Design | 0 | 0 | 0 | 0 | 0 | 0 | 0 | 0 | 0 | 0 | 0 | 0 | 0 | 0 | 0 | \$0 | \$0 | \$0 | \$0 | | |
| 5.1 | Field Investigation and Review As-Built Documentation | 0 | 0 | 0 | 24 | 0 | 0 | 0 | 0 | 0 | 0 | 0 | 0 | 0 | 24 | 0 | \$5,640 | \$0 | \$113 | \$5,753 | | |
| 5.2 | Panel and Network Modification Drawings | 0 | 0 | 0 | 56 | 0 | 0 | 0 | 0 | 0 | 0 | 24 | 0 | 0 | 80 | 0 | \$15,752 | \$0 | \$315 | \$16,067 | | |
| 6 | CEMS and SCADA Interface | 0 | 0 | 0 | 0 | 0 | 0 | 0 | 0 | 0 | 0 | 0 | 0 | 0 | 0 | 0 | \$0 | \$0 | \$0 | \$0 | | |
| 6.1 | Field Investigation and Review As-Built Documentation | 0 | 0 | 0 | 8 | 0 | 0 | 0 | 16 | 0 | 0 | 0 | 0 | 0 | 24 | 0 | \$3,880 | \$0 | \$78 | \$3,958 | | |
| 6.2 | CEMS Modification Requirements | 0 | 0 | 0 | 32 | 0 | 0 | 0 | 0 | 0 | 0 | 16 | 0 | 0 | 48 | 0 | \$9,248 | \$0 | \$185 | \$9,433 | | |
| 7 | RIO Cabinet RIO-1 Modifications | 0 | 0 | 0 | 0 | 0 | 0 | 0 | 0 | 0 | 0 | 0 | 0 | 0 | 0 | 0 | \$0 | \$0 | \$0 | \$0 | | |
| 7.1 | Field Investigation and Review As-Built Documentation | 0 | 0 | 0 | 24 | 0 | 0 | 0 | 0 | 0 | 0 | 0 | 0 | 0 | 24 | 0 | \$5,640 | \$0 | \$113 | \$5,753 | | |
| 7.2 | Panel and Network Modification Drawings | 0 | 0 | 0 | 48 | 0 | 0 | 0 | 0 | 0 | 0 | 20 | 0 | 0 | 68 | 0 | \$13,440 | \$0 | \$269 | \$13,709 | | |
| 8 | Moxa I/O Cabinet (No Scope of Work for Parsons) | 0 | 0 | 0 | 0 | 0 | 0 | 0 | 0 | 0 | 0 | 0 | 0 | 0 | 0 | 0 | \$0 | \$0 | \$0 | \$0 | | |
| 9 | RIO Cabinet RIO-2 Modifications | 0 | 0 | 0 | 0 | 0 | 0 | 0 | 0 | 0 | 0 | 0 | 0 | 0 | 0 | 0 | \$0 | \$0 | \$0 | \$0 | | |
| 9.1 | Field Investigation and Review As-Built Documentation | 0 | 0 | 0 | 32 | 0 | 0 | 0 | 0 | 0 | 0 | 0 | 0 | 0 | 32 | 0 | \$7,520 | \$0 | \$150 | \$7,670 | | |
| 9.2 | Panel and Network Modification Drawings | 0 | 0 | 0 | 56 | 0 | 0 | 0 | 0 | 0 | 0 | 24 | 0 | 0 | 80 | 0 | \$15,752 | \$0 | \$315 | \$16,067 | | |
| 10 | RIO Cabinet RIO-3 Modifications | 0 | 0 | 0 | 0 | 0 | 0 | 0 | 0 | 0 | 0 | 0 | 0 | 0 | 0 | 0 | \$0 | \$0 | \$0 | \$0 | | |
| 10.1 | Field Investigation and Review As-Built Documentation | 0 | 0 | 0 | 24 | 0 | 0 | 0 | 0 | 0 | 0 | 0 | 0 | 0 | 24 | 0 | \$5,640 | \$0 | \$113 | \$5,753 | | |
| 10.2 | Panel and Network Modification Drawings | 0 | 0 | 0 | 48 | 0 | 0 | 0 | 0 | 0 | 0 | 20 | 0 | 0 | 68 | 0 | \$13,440 | \$0 | \$269 | \$13,709 | | |
| 11 | Cold Fog System (No Scope of Work for Parsons) | 0 | 0 | 0 | 0 | 0 | 0 | 0 | 0 | 0 | 0 | 0 | 0 | 0 | 0 | 0 | \$0 | \$0 | \$0 | \$0 | | |
| 12 | Generator Controls in MCC (No Scope of Work for Parsons) | 0 | 0 | 0 | 0 | 0 | 0 | 0 | 0 | 0 | 0 | 0 | 0 | 0 | 0 | 0 | \$0 | \$0 | \$0 | \$0 | | |
| 13 | Incorporate REEP into IEUA Overall SCADA | 0 | 0 | 0 | 40 | 0 | 0 | 0 | 0 | 0 | 0 | 0 | 0 | 0 | 40 | 0 | \$9,400 | \$0 | \$188 | \$9,588 | | |
| 14 | Update REEP P&IDs | 0 | 0 | 0 | 80 | 0 | 0 | 0 | 0 | 0 | 0 | 160 | 0 | 0 | 240 | 0 | \$36,000 | \$0 | \$722 | \$36,722 | | |
| 15 | REEP PCNs based on IEUA Standards | 0 | 0 | 0 | 0 | 0 | 0 | 0 | 0 | 0 | 0 | 0 | 0 | 0 | 0 | 0 | \$0 | \$0 | \$0 | \$0 | | |
| 15.1 | Develop REEP Facility PCNs | 0 | 0 | 0 | 276 | 0 | 0 | 0 | 0 | 0 | 0 | 0 | 0 | 0 | 276 | 0 | \$64,860 | \$0 | \$1,287 | \$66,157 | | |
| 15.2 | REEP PCN Workshops (7 workshops, 4 hours each) | 0 | 0 | 0 | 28 | 0 | 0 | 0 | 0 | 0 | 0 | 0 | 0 | 0 | 28 | 0 | \$6,580 | \$0 | \$132 | \$6,712 | | |
| 16 | Technical Specifications Modifications | 0 | 0 | 0 | 32 | 0 | 0 | 0 | 0 | 0 | 0 | 0 | 0 | 0 | 32 | 0 | \$7,520 | \$0 | \$150 | \$7,670 | | |
| 17 | Project Management | 0 | 20 | 0 | 0 | 0 | 0 | 0 | 0 | 0 | 0 | 0 | 16 | 8 | 44 | 0 | \$8,780 | \$0 | \$176 | \$8,956 | | |
| 18 | QA/QC | 0 | 0 | 0 | 0 | 0 | 50 | 0 | 0 | 0 | 0 | 0 | 0 | 0 | 50 | 0 | \$10,250 | \$0 | \$205 | \$10,455 | | |
| 19 | Cost Estimate Support | 0 | 0 | 0 | 0 | 0 | 10 | 0 | 0 | 0 | 0 | 0 | 0 | 0 | 10 | 0 | \$2,050 | \$0 | \$41 | \$2,091 | | |
| | | 0 | 0 | 0 | 0 | 0 | 0 | 0 | 0 | 0 | 0 | 0 | 0 | 0 | 0 | 0 | \$0 | \$0 | \$0 | \$0 | | |
| | Subtotal Task 1 | 0 | 20 | 0 | 968 | 0 | 60 | 0 | 16 | 0 | 0 | 338 | 16 | 8 | 1,446 | 0 | \$291,764 | \$0 | \$0 | \$5,835 | \$297,599 | |
| | Total Task 1 | 0 | 20 | 0 | 968 | 0 | 60 | 0 | 16 | 0 | 0 | 338 | 16 | 8 | 1,446 | 0 | \$291,764 | \$0 | \$0 | \$5,835 | \$297,599 | |
| Additional Task | | | | | | | | | | | | | | | | | \$0 | \$0 | \$0 | \$0 | | |
| Grand Total | | 0 | 20 | 0 | 968 | 0 | 60 | 0 | 16 | 0 | 0 | 338 | 16 | 8 | 1,446 | 0 | \$291,764 | \$0 | \$0 | \$5,835 | \$297,599 | |

- A = Principal-in-Charge
- B = Project Manager
- C = Technical Advisor
- D = Principal Engineer
- E = Project Engineer
- F = Supervising Engineer
- G = Senior Engineer
- H = Staff Engineer
- I = Associate Engineer
- J = Senior Designer
- K = Designer
- L = Cost Estimator/Scheduler/Project Controls
- M = Administrative Support Staff/Word Processor

**ACTION
ITEM
3C**



Date: August 21, 2019

To: The Honorable Board of Directors

From: Shivaji Deshmukh, General Manager

Committee: Engineering, Operations & Water Resources

08/14/19

Finance & Administration

08/14/19

Executive Contact: Randy Lee, Executive Manager of Operations/AGM

Subject: Ratification of Contract Amendment for Ely Basin Infiltration Restoration

ASD

Executive Summary:

The Agency's Board of Directors approved the Ely Basin Infiltration Restoration project in May 2019 for a not-to-exceed amount of \$248,550. The contractor started the basin cleaning work in July 2019. While surface debris and trash were expected and observed during the pre-bid job walk, the type and volume of trash discovered after the work started far exceeded a hand-picking operation. Examples of trash found include: shopping carts, mattresses, tents, sleeping bags, needles, and syringes. In addition, the soil with embedded trash could not be disposed at the intended disposal site due to the amount of trash found. Agency staff worked with the contractor to investigate alternative disposal options including on-site screening, landfills, and an alternative dump site. The alternative dump site was determined to be the most economical option but does require added trucking distance. The alternative resulted in a change order of \$280,500 for a total contract amount of \$529,050. The contractor, Jeremy Harris Construction, Inc. (JHC) has conducted several basin infiltration restoration contracts with the Agency and has performed reputably. Due to the timing of the project, the General Manager was consulted and approved the change order using his authority under Ordinance 101. Chino Basin Watermaster was also consulted and concurred with the need to proceed with the change order.

Staff's Recommendation:

1. Ratify Contract Amendment No. 4600002733-001 to Jeremy Harris Construction, Inc. for the Ely Basin Infiltration Restoration Services for \$280,500 and a not-to-exceed total contract value of \$529,050; and
2. Ratify a budget amendment for FY 2018/19 Groundwater Recharge professional fees budget in the amount of \$280,500 to support the proposed cost of the Ely Basin cleaning.

Budget Impact Budgeted (Y/N): N Amendment (Y/N): Y Amount for Requested Approval: \$ 280,500

Account/Project Name:

Ely Basin Infiltration Restoration Project

Fiscal Impact (explain if not budgeted):

Funding for this cost will come in part from reimbursements of up to \$148,550 from CBWCD, the remaining amount will be shared by IEUA and CBWM using its approved pro rata cost sharing.

Prior Board Action:

On May 15, 2019, the Board authorized the current Ely Basin cleaning contract.
On October 12, 2012, the Board authorized an Ely Basin cleaning contract.

Environmental Determination:

Not Applicable

Earthwork services will comply with the State of California Department of Fish and Game, Notification No. 1600-2009-0072-R6 Revision 2, dated February 15, 2010, Long Term Routine Maintenance Streambed Alteration Agreement for Existing Facilities.

Business Goal:

This contract amendment supports the Agency's business goal of Water Reliability to develop and implement an integrated water resource management plan.

Attachments:

Attachment 1 - Contract Amendment No. 4600002733-001 to Jeremy Harris Construction, Inc.
Attachment 2 - PowerPoint

Attachment 1



CONTRACT AMENDMENT NUMBER: 4600002733-001
FOR
EARTHWORK AND INFILTRATION RESTORATION SERVICES
WITHIN THE ELY (THREE) BASINS

THIS AMENDMENT NUMBER 1, to Contract Number 4600002733 between the Inland Empire Utilities Agency, and Jeremy Harris Construction, Inc., of Riverside, California, (Contractor) shall revise the Contract as follows:

REVISE SECTION 3, SCOPE OF WORK AND SERVICES, ADDING A PARAGRAPH "F" TO READ:

F. The Contractor shall provide additional services, at the Ely Basins site, consistent with the additional Scope of Work, as summarized below, see Exhibit C, attached, for additional detail.

1. **Task A: Cutting and Windrowing of Silt Material shall remain unchanged.**

Three Cells (9,000 cyd) Proposed Cost in Lump-Sum
Amount \$31,500

Secondary Bid Item: If the volume of silt materials to be cut and windrowed from within the Basin is more or less than the initially estimated amount, the contract cost will need to be amended accordingly. The price, per cubic yard, quoted below, will be used to adjust the contract cost up or down as needed (unchanged from the original proposal):

Credit/Debit for any differing amount of silt material: \$3.50 / cubic yard.

Part 2: Removal of Material from the Forebay of Ely 1, this proposed cost reflects the multiple impacts of the complications explained in Exhibit C.

Ely 1 Forebay (5,000 cyd) Proposed Cost in Lump-Sum
Amount \$160,000.00

Secondary Bid Item: If the volume of silt materials to be removed and disposed from within the Ely 1 Forebay is more or less than the initially estimated amount, the contract cost will need to be amended accordingly. The price, per cubic yard, quoted below will be used to adjust the contract cost up or down as needed:

Credit/Debit for differing amounts of silt material: \$32.00 / cubic yard.



2. **Task B: Loading, Transporting, and Disposing of Silt Materials, this proposed cost reflects the multiple impacts of the complications explained in Exhibit C.**

Three Basins (9,000 cyd) Proposed Cost in Lump-Sum,
Total Amount \$288,000.00

Secondary Bid Item: If the volume of silt materials to be loaded, transported, and disposed of from within the Ely Basins is more or less than the estimated amount, the contract cost will need to be amended accordingly. The price, per cubic yard, quoted below will be used to adjust the contract cost up or down as needed:

Credit/Debit for loading, hauling, and disposing of a differing amount of silt material: \$30.00 / cubic yard.

3. **Task C: Track-Walking Side Slopes and Ripping/Smoothing of Cell Floors shall remain unchanged.**

Three Basins (27 acres) Proposed Cost in Lump-Sum Amount \$49,000.00

Total Proposed Cost in Lump-Sum Amount: Not-to-Exceed \$529,050.

REVISE SECTION 5, COMPENSATION, ADDING A PARAGRAPH, TO READ:

As compensation for the additional services represented by this Contract Amendment 4600002733-001, Agency shall pay Contractor's properly executed invoice, approved by the Project Manager, within thirty (30) days following receipt of the invoice. Payment may be withheld for any service which does not meet the requirements of this Contract Amendment, until such service is revised, the invoice is resubmitted, and the invoice is accepted by the Project Manager. The value of this Contract Amendment and the services provided under it, shall not exceed a total of **\$280,500**.

Execution of Contract Amendment Number 4600002733-001 increases the Contract's total **Not-to-Exceed** value to **\$529,050**.

(This space has intentionally been left blank)



ALL OTHER PROVISIONS OF THIS CONTRACT REMAIN UNCHANGED.

The parties hereto have mutually covenanted and agreed as per the above amendment item, and in doing so have caused this document to become incorporated into the Contract Documents.

INLAND EMPIRE UTILITIES AGENCY:
*(*A MUNICIPAL WATER DISTRICT)*

JEREMY HARRIS CONSTRUCTION, INC.:

Shivaji Deshmukh
General Manager

(Date)

Jeremy Harris

Jeremy Harris
President

7/30/19

(Date)

(This space has intentionally been left blank)

Exhibit C

During the initial earthwork at the Ely Basin site, the contractor started to uncover more water-borne and wind-borne material (trash and debris) than typically anticipated. As the initial scope of work progressed, the amount and diversity of the debris multiplied. More than 40 derelict shopping carts were uncovered; as well as countless plastic containers, all of which required individual attention. Ultimately, specialized, debris handling equipment was located (northern California) and brought to the site to facilitate mechanical efficiencies to complete the process. Truckloads (tons) of this debris and trash needed processing, loading onto trucks, transported to a landfill, and disposed of (via a tipping fee).

To further complicate the silt removal process, each of the sequential operations was continually interrupted because more and more trash and debris were uncovered with each “pass” of the earthmoving equipment. The multiple interruptions have significantly added to the commitment time of heavy equipment assigned to the project, the operators, as well as trucks, drivers and the mileage required.

In-the-field meetings were held, negotiations surrounding the modification to the Scope of Work led to an agreed-upon, fair and equitable, modification of the total project cost. The goal for this project remains the restoration of the basins (Ely #1, #2, and #3), totaling approximately 27 acres of recharge surface area, to their original operational condition. All of the negotiating parties concluded that the effects of the longer-than-normal cleaning interval were compounded by the amount and intensity of the rainfall during the past several storm seasons.

Attachment 2

Ratification of Contract Amendment for Ely Basin Infiltration Restoration



Andy Campbell, P.G.
August 2019

Original Bids

Awarded May 15, 2019

- 3 basins
- 30 acres to clean
- 14,000 cubic yards (CY) to remove

| Bidder | Amount |
|--|-----------|
| Jeremy Harris Construction, Inc. (JHC) | \$248,550 |
| JCE Equipment | \$536,400 |




JHC Discovers Significant Debris in Soil



Soil Stockpile with Trash

- Basin dewatered for prebid walk refilled with storm water and municipal discharges
- During excavation, JHC identified significant surface and embedded trash greater than in past basin cleaning projects
- Disposal site for excavated sediments no longer finds material acceptable
- JHC sought alternative disposal sites



Alternatives to Lost Disposal Site

- Lost Disposal Site: Canyon near Riverside, fill site of a new development
- Disposal Alternatives:
 - Dispose at a Landfill: \$991,200 to \$1,243,200
 - Provide On-Site Screening: \$556,112
 - New Dump Site: \$280,500



Recommendation

- Ratify Contract Amendment No. 4600002733-001 to Jeremy Harris Construction, Inc. for the Ely Basin Infiltration Restoration Services for \$280,500 and a not-to-exceed total contract value of \$529,050;
- Approve a budget amendment for FY 2019/20 Groundwater Recharge professional fees budget in the amount of \$280,500 to support the added cost of the Ely Basin cleaning.

*This contract amendment supports the Agency's business goal of **Water Reliability** to develop and implement an integrated water resource management plan.*

**INFORMATION
ITEM
4A**



Date: August 21, 2019

To: The Honorable Board of Directors

From: Shivaji Deshmukh, General Manager SD

Committee: Finance & Administration

08/14/19

Executive Contact: Christina Valencia, Executive Manager of Finance & Administration/AGM

Subject: Treasurer's Report of Financial Affairs

Executive Summary:

The Treasurer's Report of Financial Affairs for the month ended June 30, 2019 is submitted in a format consistent with the State requirement.

For the month of June 2019, total cash, investments, and restricted deposits of \$256,605,359 reflects an increase of \$3,098,746 compared to the total of \$253,506,613 reported for May 2019. The increase was primarily due to an increase in restricted deposits for wastewater connection fees held by member agencies. Additionally, the Agency made a two million dollar payment towards the Agency's other post employment benefit (OPEB) restricted account. As a result of this payment, the average days cash on hand for the month ended June 30, 2019 decreased slightly from 267 days to 266 days.

The unrestricted Agency investment portfolio yield in June 2019 was 2.543 percent, an increase of 0.016 percent compared to the May 2019 yield of 2.527 percent. The slight increase in yield is mainly attributed to the higher balance in the California Asset Management Program's (CAMP) account with 2.480 percent yield compared to the prior month's balance.

Staff's Recommendation:

The Treasurer's Report of Financial Affairs for the month ended June 30, 2019 is an information item for the Board of Director's review.

Budget Impact Budgeted (Y/N): N **Amendment** (Y/N): N *Amount for Requested Approval:*

Account/Project Name:

Fiscal Impact (explain if not budgeted):

Interest earned on the Agency's investment portfolio increases the Agency's overall reserves.

Prior Board Action:

On July 17, 2019, the Board of Directors approved the Treasurer's Financial Affairs Report for the month ended May 31, 2019.

Environmental Determination:

Not Applicable

Business Goal:

The Financial Affairs report is consistent with the Agency's Business Goal of Fiscal Responsibility in providing financial reporting that accounts for cash and investment activities to fund operating requirements and to optimize investment earnings.

Attachments:

- Attachment 1 - Background
- Attachment 2 - PowerPoint
- Attachment 3 - Treasurer's Report of Financial Affairs

Background

Subject: Treasurer's Report of Financial Affairs

The Treasurer's Report of Financial Affairs for the month ended June 30, 2019 is submitted in a format consistent with State requirements. The monthly report denotes investment transactions that have been executed in accordance with the criteria stated in the Agency's Investment Policy (Resolution No. 2019-3-1).

Agency total cash, investments, and restricted deposits for the month of June 2019 was \$256.6 million, an increase of \$3.1 million from the \$253.5 million reported for the month ended May 31, 2019. The increase was primarily due to an increase in restricted deposits from wastewater connection fees held by member agencies.

Table 1 represents the unrestricted Agency investment portfolio, by authorized investment and duration, with total portfolio amount of \$155.5 million. The Agency portfolio excludes cash and restricted deposits in the amount of \$101.1 million held by member agencies and with fiscal agents.

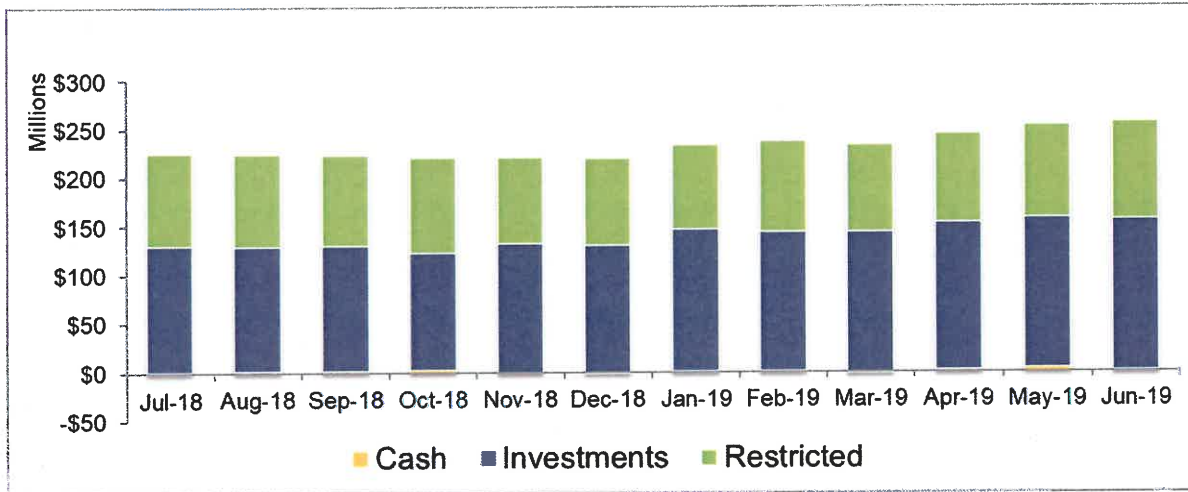
Table 1: Agency Portfolio

| Authorized Investments | Allowable Threshold (\$ million or %) | Investment Value as of June 30, 2019 (\$ million) | | | | Average Yield % | Portfolio% (Unrestricted) |
|----------------------------------|---------------------------------------|---|---------------|---------------|----------------|-----------------|---------------------------|
| | | Under 1 Year | 1-3 Years | Over 3 Years | Total | | |
| LAIF*- Unrestricted | \$65 | \$21.7 | \$0 | \$0 | \$21.7 | 2.43% | 13.9% |
| CAMP** – Unrestricted | n/a | 36.2 | | | 36.2 | 2.48 | 23.3 |
| Citizens Business Bank – Sweep | 40% | 6.2 | | | 6.2 | 1.10 | 4.0 |
| Sub-Total Agency Managed | | \$64.1 | \$0 | \$0 | \$64.1 | 2.33% | 41.2% |
| Brokered Certificates of Deposit | 30% | \$1.4 | \$2.5 | \$0 | \$3.9 | 3.12% | 2.5% |
| Commercial Paper | 25% | 1.0 | | | 1.0 | 3.07 | 0.7 |
| Medium Term Notes | 30% | 0.8 | 6.9 | 7.4 | 15.1 | 3.03 | 9.7 |
| Municipal Bonds | 10% | 1.0 | | | 1.0 | 1.75 | 0.6 |
| US Treasury Notes | n/a | | 26.7 | 19.5 | 46.2 | 2.59 | 29.7 |
| US Gov't Securities | n/a | 5.0 | 11.7 | 7.5 | 24.2 | 2.64 | 15.6 |
| Sub-Total PFM Managed | | \$9.2 | \$47.8 | \$34.4 | \$91.4 | 2.69% | 58.8% |
| Total | | \$73.3 | \$47.8 | \$34.4 | \$155.5 | 2.543% | 100.0% |

*LAIF – Local Agency Investment Fund

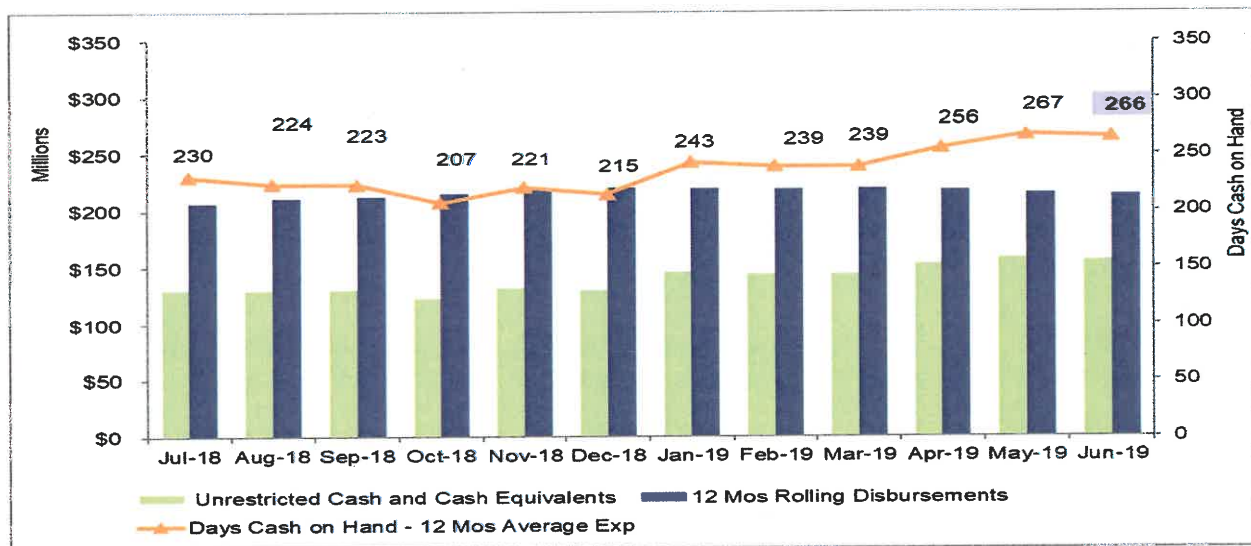
**CAMP – California Asset Management Program

Figure 1: Cash, Investments, and Restricted Deposits




Average days cash on hand is calculated using the monthly ending balance of unrestricted cash and cash equivalents divided by disbursements associated with operating expenses, debt service, and capital expenditures as recorded in the Agency’s cash flow. The average days cash on hand for the month ended June 30, 2019 decreased slightly from 267 days to 266 days as shown in Figure 2.

Figure 2: Days Cash on Hand – 12 Month Rolling Average



Monthly cash and investment summaries are available on the Agency’s website at www.ieua.org/fy-2018-19-cash-and-investment/.

Treasurer's Report of Financial Affairs for Month Ended June 30, 2019



Agency Liquidity

- ❖ Slight increase in overall yield due to additional funds in California Asset Management Program (CAMP) with yield of 2.48%

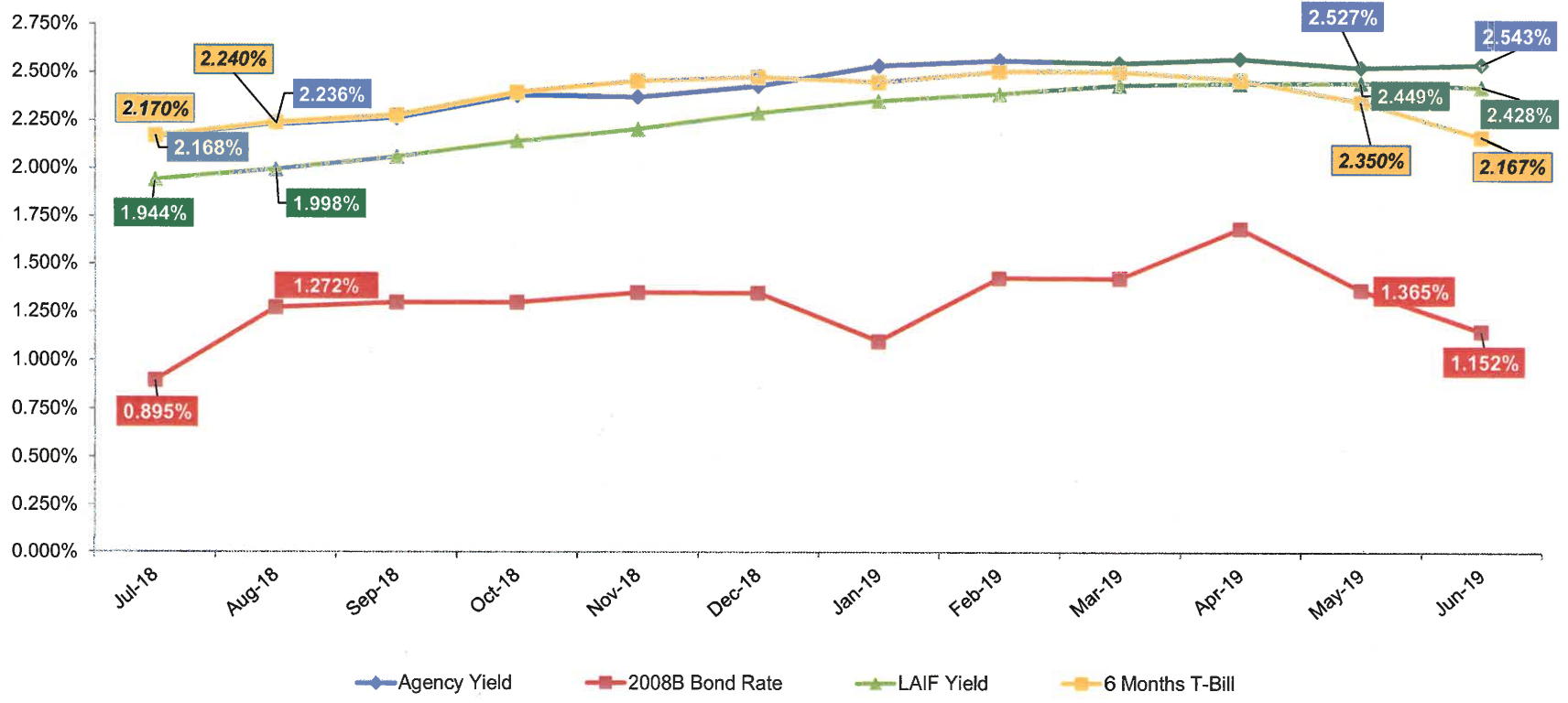
| Description | June (\$ million) | May (\$ million) | Increase/ (Decrease) (\$ million) |
|---|----------------------|---------------------|--------------------------------------|
| Investment Portfolio | \$155.5 | \$154.7 | \$0.8 |
| Cash and Restricted Deposits | \$101.1 | \$98.8 | \$2.3 |
| Total Investments, Cash, and Restricted Deposits | \$256.6 | \$253.5 | \$3.1 |
| Investment Portfolio Yield | 2.543% | 2.527% | 0.016% |
| Weighted Average Duration (Years) | 1.00 | 1.02 | (0.02) |
| Average Cash on Hand (Days) | 266 | 267 | (1) |

Monthly cash and investment summaries available at: <http://www.ieua.org/fy-2018-19-cash-and-investment/>

Agency Investment Position

| Authorized Investments | Allowable Threshold (\$ million or %) | Under 1 Year | 1 – 3 Years | Over 3 Years | Total | Average Yield % | Portfolio % (Unrestricted) |
|---------------------------------------|---------------------------------------|---------------|---------------|---------------|----------------|-----------------|----------------------------|
| Local Agency Investment Fund | \$65 | \$21.7 | \$0 | \$0 | \$21.7 | 2.43% | 13.9% |
| California Asset Management Program | n/a | 36.2 | | | 36.2 | 2.48 | 23.3 |
| Citizens Business Bank – Sweep | 40% | 6.2 | | | 6.2 | 1.10 | 4.0 |
| Sub-Total Agency Managed | | \$64.1 | \$0 | \$0 | \$64.1 | 2.33% | 41.2% |
| Brokered Certificates of Deposit (CD) | 30% | \$1.4 | \$2.5 | \$0 | \$3.9 | 3.12% | 2.5% |
| Commercial Paper | 25% | 1.0 | | | 1.0 | 3.07 | 0.7 |
| Medium Term Notes | 30% | 0.8 | 6.9 | 7.4 | 15.1 | 3.03 | 9.7 |
| Municipal Bonds | 10% | 1.0 | | | 1.0 | 1.75 | 0.6 |
| US Treasury Notes | n/a | | 26.7 | 19.5 | 46.2 | 2.59 | 29.7 |
| US Government Securities | n/a | 5.0 | 11.7 | 7.5 | 24.2 | 2.64 | 15.6 |
| Sub-Total PFM Managed | | \$9.2 | \$47.8 | \$34.4 | \$91.4 | 2.69% | 58.8% |
| Total | | \$73.3 | \$47.8 | \$34.4 | \$155.5 | 2.543% | 100.0% |

Portfolio Yield Comparison



Questions



The Treasurer's Report of Financial Affairs is consistent with the Agency's business goal of fiscal responsibility.

TREASURER'S REPORT OF FINANCIAL AFFAIRS

For the Month Ended June 30, 2019



All investment transactions have been executed in accordance with the criteria stated in the Agency's Investment Policy (Resolution No. 2019-3-1) adopted by the Inland Empire Utilities Agency's Board of Directors during its regular meeting held on May 15, 2019.

The funds anticipated to be available during the next six-month period are expected to be sufficient to meet all foreseen expenditures during the period.

* A Municipal Water District

INLAND EMPIRE UTILITIES AGENCY
Cash and Investment Summary

Month Ended
June 30, 2019

| | June | May | Variance |
|---|----------------------|----------------------|--------------------|
| <u>Cash, Bank Deposits, and Bank Investment Accounts</u> | \$447,303 | \$3,045,545 | (\$2,598,242) |
| <u>Investments</u> | | | |
| Agency Managed | | | |
| Citizens Business Bank (CBB) Repurchase (Sweep) | \$6,242,498 | \$9,887,196 | (\$3,644,698) |
| Local Agency Investment Fund (LAIF) | 21,665,351 | 21,832,677 | (167,326) |
| California Asset Management Program (CAMP) | 36,220,463 | 31,647,941 | 4,572,522 |
| Total Agency Managed Investments | 64,128,312 | 63,367,814 | 760,498 |
| PFM Managed | | | |
| Certificates of Deposit | \$3,864,746 | \$3,864,723 | \$23 |
| Municipal Bonds | 999,788 | 999,682 | 106 |
| Commercial Paper | 1,016,685 | 1,014,135 | 2,550 |
| Medium Term Notes | 15,076,304 | 15,078,676 | (2,372) |
| U.S. Treasury Notes | 46,170,797 | 45,305,216 | 865,581 |
| U.S. Government Sponsored Entities | 24,203,928 | 25,051,376 | (847,448) |
| Total PFM Managed Investments | 91,332,248 | 91,313,808 | 18,440 |
| Total Investments | \$155,460,560 | \$154,681,622 | \$778,938 |
| Total Cash and Investments Available to the Agency | \$155,907,863 | \$157,727,167 | (\$1,819,304) |
| <u>Restricted Deposits</u> | | | |
| CAMP Water Connection Reserve | \$14,137,212 | \$14,108,425 | \$28,787 |
| LAIF Self Insurance Reserve | 6,273,633 | 6,106,308 | 167,325 |
| Debt Service Accounts | 2,606,439 | 2,602,256 | 4,183 |
| Capital Capacity Reimbursement Account (CCRA) Deposits Held by Member Agencies** | 60,318,973 | 58,089,948 | 2,229,025 |
| California Employers' Retirement Benefit Trust Account - CERBT (Other Post Employment Benefits - OPEB) | 17,240,078 | 14,676,753 | 2,563,325 |
| Escrow Deposits | 121,161 | 195,756 | (74,595) |
| Total Restricted Deposits | \$100,697,496 | \$95,779,446 | \$4,918,050 |
| Total Cash, Investments, and Restricted Deposits | \$256,605,359 | \$253,506,613 | \$3,098,746 |

**Total reported as of May 2019

INLAND EMPIRE UTILITIES AGENCY
Cash and Investment Summary

Month Ended
June 30, 2019

Cash, Bank Deposits, and Bank Investment Accounts

| | |
|---|-------------|
| CBB Demand Account (Negative balance offset by CBB Sweep Balance) | (\$201,512) |
| CBB Payroll Account | - |
| CBB Workers' Compensation Account | 48,656 |
| Subtotal Demand Deposits | (\$152,856) |

Other Cash and Bank Accounts

| | |
|---------------------|---------|
| Petty Cash | \$2,250 |
| Subtotal Other Cash | \$2,250 |

US Bank Pre-Investment Money Market Account

\$597,909

Total Cash and Bank Accounts

\$447,303

Unrestricted Investments

CBB Repurchase (Sweep) Investments

| | |
|---------------------------------|-------------|
| Fannie Mae | \$6,242,498 |
| Subtotal CBB Repurchase (Sweep) | \$6,242,498 |

Local Agency Investment Fund (LAIF)

| | |
|---------------------------------------|--------------|
| LAIF Fund | \$21,665,351 |
| Subtotal Local Agency Investment Fund | \$21,665,351 |

California Asset Management Program (CAMP)

| | |
|---------------|--------------|
| Short Term | \$36,220,463 |
| Subtotal CAMP | \$36,220,463 |

Subtotal Agency Managed Investment Accounts

\$64,128,312

INLAND EMPIRE UTILITIES AGENCY
Cash and Investment Summary

Month Ended
June 30, 2019

Unrestricted Investments Continued

Brokered Certificates of Deposit

| | |
|---|--------------------|
| Brokered Certificates of Deposit | \$3,864,746 |
| Subtotal Brokered Certificates of Deposit | <u>\$3,864,746</u> |

Commercial Paper

| | |
|---------------------------|--------------------|
| JP Morgan Securities | \$1,016,685 |
| Subtotal Commercial Paper | <u>\$1,016,685</u> |

Municipal Bonds

| | |
|--|------------------|
| University of California Taxable Revenue Bonds | \$999,788 |
| Subtotal State and Municipal Bonds | <u>\$999,788</u> |

Medium Term Notes

| | |
|--------------------------------|---------------------|
| UPS of America Inc | \$755,050 |
| Hershey Company | 334,853 |
| American Honda Finance | 778,927 |
| Boeing Co | 761,595 |
| Toyota Motor | 1,185,189 |
| Bank of NY Mellon | 2,766,287 |
| American Express | 789,817 |
| Walt Disney Company | 803,563 |
| Paccar Financial Corp | 929,521 |
| Visa Inc | 803,110 |
| Bank of America | 777,017 |
| Oracle Corporation | 1,396,319 |
| Amazon Inc | 926,475 |
| Burlington North Santa Fe Corp | 792,934 |
| Pfizer Inc | 1,275,647 |
| Subtotal Medium Term Notes | <u>\$15,076,304</u> |

INLAND EMPIRE UTILITIES AGENCY
Cash and Investment Summary

Month Ended
June 30, 2019

Unrestricted Investments Continued

U.S. Treasury Notes

| | |
|------------------------------|--------------|
| Treasury Note | \$46,170,797 |
| Subtotal U.S. Treasury Notes | \$46,170,797 |

U.S. Government Sponsored Entities

| | |
|---|--------------|
| Fannie Mae Bank | \$8,753,589 |
| Freddie Mac Bank | 7,993,879 |
| Federal Home Loan Bank | 7,456,460 |
| Subtotal U.S. Government Sponsored Entities | \$24,203,928 |

| | |
|---|---------------------|
| Subtotal PFM Managed Investment Accounts | \$91,332,248 |
|---|---------------------|

| | |
|---------------------------------|----------------------|
| <i>Total Investments</i> | \$155,460,560 |
|---------------------------------|----------------------|

Restricted Deposits

Investment Pool Accounts

| | |
|-------------------------------------|--------------|
| CAMP -Water Connection Reserves | \$14,137,212 |
| LAIF - Self Insurance Fund Reserves | 6,273,633 |
| Subtotal Investment Pool Accounts | \$20,410,845 |

Debt Service

| | |
|-----------------------------|-------------|
| 2008B Debt Service Accounts | \$2,605,923 |
| 2010A Debt Service Accounts | 3 |
| 2017A Debt Service Accounts | 513 |
| Subtotal Debt Service | \$2,606,439 |

INLAND EMPIRE UTILITIES AGENCY

Cash and Investment Summary

Month Ended
June 30, 2019

Restricted Deposits Continued

CCRA Deposits Held by Member Agencies

| | |
|--|---------------------|
| City of Chino | \$9,920,945 |
| Cucamonga Valley Water District | 10,386,716 |
| City of Fontana | 8,113,755 |
| City of Montclair | 2,574,472 |
| City of Ontario | 20,166,825 |
| City of Chino Hills | 6,220,318 |
| City of Upland | 2,935,942 |
| Subtotal CCRA Deposits Held by Member Agencies** | <u>\$60,318,973</u> |

**Total reported as of May 2019

CalPERS

| | |
|---------------------------|---------------------|
| CERBT Account (OPEB) | \$17,240,078 |
| Subtotal CalPERS Accounts | <u>\$17,240,078</u> |

Escrow Deposits

| | |
|--------------------------|------------------|
| Genesis Construction | \$78,394 |
| Stanek Construction | 42,767 |
| Subtotal Escrow Deposits | <u>\$121,161</u> |

Total Restricted Deposits \$100,697,496

Total Cash, Investments, and Restricted Deposits as of June 30, 2019 \$256,605,359

Total Cash, Investments, and Restricted Deposits as of 06/30/19 \$256,605,359
Less: Total Cash, Investments, and Restricted Deposits as of 05/31/19 253,506,613

Total Monthly Increase (Decrease) \$3,098,746

INLAND EMPIRE UTILITIES AGENCY

Cash and Investment Summary

Month Ended
June 30, 2019

| | Settlement Date | Security Length | Credit Rating @ Purchase | | CHANGES IN Credit Rating | | Par Amount | Cost Basis Amount | Term (Days) | June Value | % Coupon | % Yield to Maturity | Maturity Date | Market Value |
|---|-----------------|-----------------|--------------------------|---------|--------------------------|---------|----------------------------|----------------------------|-------------|----------------------------|----------|---------------------|---------------|----------------------------|
| | | | S&P | Moody's | S&P | Moody's | | | | | | | | |
| Cash, Bank Deposits, and Bank Investment Accounts | | | | | | | | | | | | | | |
| Citizens Business Bank (CBB) | | | | | | | | | | | | | | |
| Demand Account | | | | | | | (\$201,512) | (\$201,512) | N/A | (\$201,512) | | N/A | N/A | (\$201,512) |
| Payroll Checking | | | | | | | 0 | 0 | N/A | 0 | | N/A | N/A | 0 |
| Workers' Compensation Account | | | | | | | 48,656 | 48,656 | N/A | 48,656 | | N/A | N/A | 48,656 |
| Subtotal CBB Accounts | | | | | | | <u>(\$152,856)</u> | <u>(\$152,856)</u> | | <u>(\$152,856)</u> | | | | <u>(\$152,856)</u> |
| US Bank (USB) | | | | | | | | | | | | | | |
| Custodial Money Market (Investment Mgmt.) | | | | | | | \$431,481 | \$431,481 | N/A | \$431,481 | | 1.85% | N/A | \$431,481 |
| Custodial Money Market (Debt Service) | | | | | | | 166,428 | 166,428 | N/A | 166,428 | | 1.85% | N/A | 166,428 |
| Subtotal USB Account | | | | | | | <u>\$597,909</u> | <u>\$597,909</u> | | <u>\$597,909</u> | | 1.85% | | <u>\$597,909</u> |
| Petty Cash | | | | | | | <u>\$2,250</u> | <u>\$2,250</u> | N/A | <u>\$2,250</u> | | N/A | N/A | <u>\$2,250</u> |
| Total Cash, Bank Deposits and Bank Investment Accounts | | | | | | | <u>\$447,303</u> | <u>\$447,303</u> | | <u>\$447,303</u> | | | | <u>\$447,303</u> |
| Investments | | | | | | | | | | | | | | |
| CBB Daily Repurchase (Sweep) Accounts | | | | | | | | | | | | | | |
| Fannie Mae | | | | | | | \$6,242,498 | \$6,242,498 | N/A | \$6,242,498 | | 1.10% | N/A | \$6,242,498 |
| Subtotal CBB Repurchase Accounts | | | | | | | <u>\$6,242,498</u> | <u>\$6,242,498</u> | | <u>\$6,242,498</u> | | 1.10% | | <u>\$6,242,498</u> |
| LAIF Accounts | | | | | | | | | | | | | | |
| Non-Restricted Funds | | | | | | | \$21,665,351 | \$21,665,351 | N/A | \$21,665,351 | | 2.428% | N/A | \$21,665,351 |
| Subtotal LAIF Accounts | | | | | | | <u>\$21,665,351</u> | <u>\$21,665,351</u> | | <u>\$21,665,351</u> | | 2.428% | | <u>\$21,665,351</u> |
| CAMP Accounts | | | | | | | | | | | | | | |
| Non-Restricted Funds | | | | | | | \$36,220,463 | \$36,220,463 | N/A | \$36,220,463 | | 2.48% | N/A | \$36,220,463 |
| Subtotal CAMP Accounts | | | | | | | <u>\$36,220,463</u> | <u>\$36,220,463</u> | | <u>\$36,220,463</u> | | 2.48% | | <u>\$36,220,463</u> |
| Subtotal Agency Managed Investment Accounts | | | | | | | <u>\$64,128,312</u> | <u>\$64,128,312</u> | | <u>\$64,128,312</u> | | 2.33% | | <u>\$64,128,312</u> |
| Brokered Certificates of Deposit (CDs) | | | | | | | | | | | | | | |
| Bank of Nova Scotia Houston | 06/07/18 | 718 | A-1 | P-1 | | | \$1,410,000 | \$1,409,464 | 729 | \$1,409,746 | 3.08% | 3.10% | 06/05/20 | \$1,421,827 |
| Bank of Montreal Chicago | 08/03/18 | 720 | A+ | Aa2 | | | 1,400,000 | 1,400,000 | 731 | 1,400,000 | 3.19% | 3.23% | 08/03/20 | 1,409,736 |
| Synchrony Bank | 10/02/15 | 1800 | N/R | N/R | | | 240,000 | 240,000 | 1827 | 240,000 | 2.25% | 2.25% | 10/02/20 | 240,168 |
| Royal Bank of Canada NY | 06/08/18 | 1079 | AA- | Aa2 | | | 815,000 | 815,000 | 1095 | 815,000 | 3.24% | 3.24% | 06/07/21 | 831,107 |
| Subtotal Brokered CDs | | | | | | | <u>\$3,865,000</u> | <u>\$3,864,464</u> | | <u>\$3,864,746</u> | | 3.12% | | <u>\$3,902,838</u> |

INLAND EMPIRE UTILITIES AGENCY

Cash and Investment Summary

Month Ended
June 30, 2019

| | Settlement Date | Security Length | Credit Rating @ Purchase | | CHANGES IN Credit Rating | | Par Amount | Cost Basis Amount | Term (Days) | June Value | % Coupon | % Yield to Maturity | Maturity Date | Market Value |
|---|-----------------|-----------------|--------------------------|---------|--------------------------|---------|--------------|-------------------|-------------|--------------|----------|---------------------|---------------|--------------|
| | | | S&P | Moody's | S&P | Moody's | | | | | | | | |
| | | | | | | | | | | | | | | |
| Investments (continued) | | | | | | | | | | | | | | |
| US Treasury Note | | | | | | | | | | | | | | |
| US Treasury Note | 04/18/18 | 807 | AA+ | Aaa | | | \$2,195,000 | \$2,149,128 | 819 | \$2,173,462 | 1.500% | 2.46% | 07/15/20 | \$2,184,883 |
| US Treasury Note | 04/18/18 | 1003 | AA+ | Aaa | | | 2,225,000 | 2,201,012 | 1019 | 2,211,196 | 2.125% | 2.53% | 01/31/21 | 2,235,168 |
| US Treasury Note | 01/24/19 | 741 | AA+ | Aaa | | | 1,900,000 | 1,886,938 | 753 | 1,889,657 | 2.250% | 2.59% | 02/15/21 | 1,912,914 |
| US Treasury Note | 03/15/19 | 825 | AA+ | Aaa | | | 2,781,000 | 2,761,120 | 838 | 2,763,679 | 2.125% | 2.45% | 06/30/21 | 2,800,990 |
| US Treasury Note | 04/17/18 | 1184 | AA+ | Aaa | | | 2,615,000 | 2,588,543 | 1201 | 2,598,027 | 2.250% | 2.57% | 07/31/21 | 2,640,946 |
| US Treasury Note | 07/17/18 | 1184 | AA+ | Aaa | | | 580,000 | 567,426 | 1202 | 570,980 | 2.000% | 2.69% | 10/31/21 | 583,512 |
| US Treasury Note | 04/17/18 | 1303 | AA+ | Aaa | | | 2,555,000 | 2,480,346 | 1323 | 2,504,458 | 1.750% | 2.60% | 11/30/21 | 2,555,797 |
| US Treasury Note | 04/25/18 | 1416 | AA+ | Aaa | | | 2,500,000 | 2,418,750 | 1436 | 2,442,317 | 1.875% | 2.75% | 03/31/22 | 2,511,035 |
| US Treasury Note | 08/03/18 | 1318 | AA+ | Aaa | | | 3,070,000 | 2,969,266 | 1336 | 2,993,417 | 1.875% | 2.82% | 03/31/22 | 3,083,551 |
| US Treasury Note | 09/06/18 | 1285 | AA+ | Aaa | | | 3,790,000 | 3,678,225 | 1302 | 3,702,930 | 1.875% | 2.75% | 03/31/22 | 3,806,729 |
| US Treasury Note | 04/17/18 | 1453 | AA+ | Aaa | | | 1,605,000 | 1,558,480 | 1474 | 1,571,864 | 1.875% | 2.64% | 04/30/22 | 1,611,457 |
| US Treasury Note | 07/05/18 | 1435 | AA+ | Aaa | | | 1,300,000 | 1,252,570 | 1456 | 1,263,868 | 1.750% | 2.72% | 06/30/22 | 1,301,625 |
| US Treasury Note | 06/06/18 | 1554 | AA+ | Aaa | | | 2,065,000 | 1,980,706 | 1577 | 2,000,685 | 1.750% | 2.76% | 09/30/22 | 2,066,452 |
| US Treasury Note | 05/04/18 | 1617 | AA+ | Aaa | | | 1,600,000 | 1,546,625 | 1641 | 1,559,770 | 2.000% | 2.80% | 10/31/22 | 1,614,000 |
| US Treasury Note | 10/04/18 | 1557 | AA+ | Aaa | | | 1,040,000 | 990,356 | 1580 | 998,440 | 1.750% | 2.93% | 01/31/23 | 1,040,731 |
| US Treasury Note | 04/17/18 | 1751 | AA+ | Aaa | | | 305,000 | 288,535 | 1778 | 292,413 | 1.500% | 2.69% | 02/28/23 | 302,558 |
| US Treasury Note | 07/05/18 | 1673 | AA+ | Aaa | | | 1,275,000 | 1,206,269 | 1699 | 1,220,176 | 1.500% | 2.74% | 02/28/23 | 1,264,790 |
| US Treasury Note | 02/12/19 | 1489 | AA+ | Aaa | | | 1,235,000 | 1,189,508 | 1508 | 1,193,529 | 1.500% | 2.44% | 03/31/23 | 1,224,725 |
| US Treasury Note | 01/24/19 | 1596 | AA+ | Aaa | | | 2,000,000 | 1,899,453 | 1618 | 1,908,860 | 1.38% | 2.58% | 06/30/23 | 1,972,266 |
| US Treasury Note | 02/12/19 | 1609 | AA+ | Aaa | | | 1,260,000 | 1,196,951 | 1630 | 1,202,114 | 1.25% | 2.44% | 07/31/23 | 1,235,784 |
| US Treasury Note | 05/03/19 | 1587 | AA+ | Aaa | | | 650,000 | 667,088 | 1611 | 666,494 | 2.88% | 2.25% | 09/30/23 | 679,986 |
| US Treasury Note | 03/08/19 | 1687 | AA+ | Aaa | | | 3,450,000 | 3,484,904 | 1713 | 3,482,742 | 2.75% | 2.52% | 11/15/23 | 3,595,007 |
| US Treasury Note | 01/09/19 | 1761 | AA+ | Aaa | | | 2,525,000 | 2,479,826 | 1786 | 2,484,004 | 2.13% | 2.52% | 11/30/23 | 2,565,342 |
| US Treasury Note | 01/31/19 | 1770 | AA+ | Aaa | | | 120,000 | 120,356 | 1795 | 120,329 | 2.63% | 2.56% | 12/31/23 | 124,519 |
| US Treasury Note | 06/04/19 | 1766 | AA+ | Aaa | | | 2,345,000 | 2,355,534 | 1792 | 2,355,386 | 2.00% | 1.90% | 04/30/24 | 2,370,556 |
| Subtotal US Treasuries | | | | | | | \$46,986,000 | \$45,917,915 | | \$46,170,797 | | 2.59% | | \$47,285,323 |
| U.S. Government Sponsored Entities | | | | | | | | | | | | | | |
| Fannie Mae Bond | 06/09/16 | 1157 | AA+ | Aaa | | | 500,000 | 500,000 | 1,173 | 500,000 | 1.250% | 1.25% | 08/26/19 | 499,225 |
| Federal Home Loan Bank | 04/25/18 | 646 | AA+ | Aaa | | | 2,000,000 | 1,986,100 | 657 | 1,995,211 | 2.13% | 2.52% | 02/11/20 | 2,000,830 |
| Federal Home Loan Bank | 04/18/18 | 702 | AA+ | Aaa | | | 2,500,000 | 2,495,600 | 712 | 2,498,297 | 2.38% | 2.47% | 03/30/20 | 2,507,260 |
| Freddie Mac Bond | 04/17/18 | 1019 | AA+ | Aaa | | | 2,500,000 | 2,485,350 | 1,036 | 2,491,487 | 2.38% | 2.59% | 02/16/21 | 2,521,648 |
| Freddie Mac Bond | 04/25/18 | 1011 | AA+ | Aaa | | | 2,550,000 | 2,527,994 | 1,028 | 2,537,098 | 2.38% | 2.70% | 02/16/21 | 2,572,080 |
| Fannie Mae Bond | 04/17/18 | 1076 | AA+ | Aaa | | | 2,510,000 | 2,502,671 | 1,092 | 2,505,564 | 2.50% | 2.60% | 04/13/21 | 2,539,279 |
| Federal Home Loan Bank | 01/24/19 | 987 | AA+ | Aaa | | | 1,865,000 | 1,882,717 | 1,001 | 1,879,990 | 3.00% | 2.63% | 10/21/21 | 1,914,676 |
| Fannie Mae Bond | 01/11/19 | 1080 | AA+ | Aaa | | | 795,000 | 794,428 | 1,096 | 794,515 | 2.63% | 2.65% | 01/11/22 | 811,510 |
| Federal Home Loan Bank | 05/28/19 | 1075 | AA+ | Aaa | | | 1,520,000 | 1,519,772 | 1,091 | 1,519,779 | 2.65% | 2.66% | 05/23/22 | 1,520,439 |
| Fannie Mae Bond | 04/17/18 | 1608 | AA+ | Aaa | | | 1,655,000 | 1,603,678 | 1,632 | 1,616,936 | 2.00% | 2.74% | 10/05/22 | 1,666,582 |
| Freddie Mac Bond | 07/05/18 | 1784 | AA+ | Aaa | | | 1,450,000 | 1,444,461 | 1,810 | 1,445,515 | 2.75% | 2.83% | 06/19/23 | 1,501,323 |
| Fannie Mae Bond | 12/06/18 | 1716 | AA+ | Aaa | | | 855,000 | 853,273 | 1,741 | 853,486 | 2.88% | 2.92% | 09/12/23 | 890,477 |
| Fannie Mae Bond | 11/05/18 | 1747 | AA+ | Aaa | | | 1,820,000 | 1,803,274 | 1,772 | 1,805,428 | 2.88% | 3.08% | 09/12/23 | 1,895,517 |
| Federal Home Loan Bank | 01/31/19 | 1748 | AA+ | Aaa | | | 870,000 | 895,642 | 1,772 | 893,587 | 3.38% | 2.72% | 12/08/23 | 925,568 |
| Fannie Mae Bond | 02/08/19 | 1797 | AA+ | Aaa | | | 680,000 | 677,470 | 1,823 | 677,660 | 2.50% | 2.58% | 02/05/24 | 700,433 |
| Federal Home Loan Bank | 02/15/19 | 1798 | AA+ | Aaa | | | 190,000 | 189,327 | 1,824 | 189,375 | 2.50% | 2.58% | 02/13/24 | 195,853 |
| Subtotal U.S. Gov't Sponsored Entities | | | | | | | 24,260,000 | 24,161,758 | | \$24,203,928 | | 2.64% | | \$24,662,700 |

INLAND EMPIRE UTILITIES AGENCY

Cash and Investment Summary

Month Ended
June 30, 2019

| | Settlement Date | Security Length | Credit Rating @ Purchase | | CHANGES IN Credit Rating | | Par Amount | Cost Basis Amount | Term (Days) | June Value | % Coupon | % Yield to Maturity | Maturity Date | Market Value |
|---|-----------------|-----------------|--------------------------|---------|--------------------------|---------|----------------------|----------------------|-------------|----------------------|----------|---------------------|---------------|----------------------|
| | | | S&P | Moody's | S&P | Moody's | | | | | | | | |
| Investments (continued) | | | | | | | | | | | | | | |
| Commercial Paper | | | | | | | | | | | | | | |
| JP Morgan Securities | 11/13/18 | | A-1 | P-1 | | | \$1,020,000 | \$997,135 | 269 | \$1,016,685 | | 3.07% | 08/09/19 | \$1,017,196 |
| Subtotal Commercial Paper | | | | | | | \$1,020,000 | \$997,135 | | \$1,016,685 | | 3.07% | | \$1,017,196 |
| Municipal Bonds | | | | | | | | | | | | | | |
| University of California Taxable Revenue Bonds | 02/09/17 | | AA | N/R | | | \$1,000,000 | \$996,800 | 934 | \$999,788 | 1.625% | 1.75% | 09/01/19 | \$998,970 |
| Subtotal State and Local Municipal Bonds | | | | | | | \$1,000,000 | \$996,800 | | \$999,788 | | 1.75% | | \$998,970 |
| Investments (continued) | | | | | | | | | | | | | | |
| Medium Term Notes | | | | | | | | | | | | | | |
| UPS of America Inc | 04/18/18 | 703 | A+ | A1 | | | 725,000 | 802,046 | 714 | 755,050 | 8.38% | 2.75% | 04/01/20 | 757,622 |
| Toyota Motor | 01/08/19 | 720 | AA- | Aa3 | | | 200,000 | 199,880 | 731 | 199,908 | 3.05% | 3.08% | 01/08/21 | 202,750 |
| Hershey Company | 05/10/18 | 1085 | A | A1 | | | 335,000 | 334,769 | 1101 | 334,853 | 3.10% | 3.12% | 05/15/21 | 340,737 |
| American Honda Finance | 04/18/18 | 1164 | A | A2 | | | 800,000 | 767,016 | 1181 | 778,927 | 1.65% | 3.00% | 07/12/21 | 791,353 |
| Boeing Co | 04/18/18 | 1197 | A | A2 | | | 680,000 | 805,678 | 1215 | 761,595 | 8.75% | 2.88% | 08/15/21 | 768,685 |
| Toyota Motor | 04/27/18 | 1334 | AA- | Aa3 | | | 1,000,000 | 978,790 | 1355 | 985,281 | 2.60% | 3.21% | 01/11/22 | 1,010,463 |
| Bank of NY Mellon | 04/18/18 | 1369 | A | A1 | | | 1,400,000 | 1,371,048 | 1391 | 1,379,861 | 2.60% | 3.18% | 02/07/22 | 1,414,125 |
| American Express | 04/18/18 | 1395 | A- | A2 | | | 800,000 | 785,488 | 1415 | 789,817 | 2.70% | 3.20% | 03/03/22 | 808,546 |
| Walt Disney Company | 04/18/18 | 1396 | A | A2 | | | 815,000 | 798,692 | 1416 | 803,563 | 2.45% | 3.00% | 03/04/22 | 821,716 |
| Paccar Financial Corp | 05/10/19 | 1080 | A+ | A1 | | | 930,000 | 929,498 | 1483 | 929,521 | 2.65% | 2.67% | 05/10/22 | 941,370 |
| Visa Inc | 04/18/18 | 1587 | AA- | Aa3 | | | 825,000 | 795,407 | 1611 | 803,110 | 2.15% | 3.03% | 09/15/22 | 828,454 |
| Bank of America | 04/18/18 | 1623 | A- | A2 | | | 800,000 | 769,264 | 1647 | 777,017 | 2.50% | 3.43% | 10/21/22 | 802,013 |
| Oracle Corp | 04/19/18 | 1736 | AA- | A1 | | | 1,420,000 | 1,389,001 | 1763 | 1,396,319 | 2.63% | 3.11% | 02/15/23 | 1,441,563 |
| Amazon Inc | 04/15/19 | 1387 | AA- | A3 | | | 935,000 | 925,996 | 1774 | 926,475 | 2.40% | 2.66% | 02/22/23 | 944,071 |
| Burlington North Santa Fe Corp | 04/18/18 | 1767 | A+ | A3 | | | 800,000 | 790,800 | 1792 | 792,934 | 3.00% | 3.26% | 03/15/23 | 820,294 |
| Bank of NY Mellon | 01/24/19 | 1534 | A | A1 | | | 1,375,000 | 1,387,595 | 1555 | 1,386,426 | 3.50% | 3.27% | 04/28/23 | 1,433,994 |
| Pfizer Inc | 04/04/19 | 1781 | AA | A1 | | | 1,260,000 | 1,276,392 | 1807 | 1,275,647 | 2.95% | 2.67% | 03/15/24 | 1,298,975 |
| Subtotal Medium Term Notes | | | | | | | \$15,100,000 | \$15,107,360 | | \$15,076,304 | | 3.03% | | \$15,426,731 |
| Subtotal PFM Managed Investment Accounts | | | | | | | \$92,231,000 | \$91,045,432 | | \$91,332,248 | | 2.69% | | \$93,293,758 |
| Total Investments | | | | | | | \$156,359,312 | \$155,173,744 | | \$155,460,560 | | | | \$157,422,070 |
| <i>(Source of Investment Amortized Cost: PFM)</i> | | | | | | | | | | | | | | |
| Restricted Deposits | | | | | | | | | | | | | | |
| Investment Pool Accounts | | | | | | | | | | | | | | |
| CAMP - Water Connection Reserves | | | | | | | \$14,137,212 | \$14,137,212 | N/A | \$14,137,212 | | 2.48% | N/A | \$14,137,212 |
| LAIF - Self Insurance Reserves | | | | | | | 6,273,633 | 6,273,633 | N/A | 6,273,633 | | 2.43% | N/A | 6,273,633 |
| Total Investment Pool Accounts | | | | | | | \$20,410,845 | \$20,410,845 | | \$20,410,845 | | 2.46% | | \$20,410,845 |
| Debt Service and Arbitrage Accounts | | | | | | | | | | | | | | |
| 2008B Debt Service Accounts | | | | | | | \$2,605,923 | \$2,605,923 | N/A | \$2,605,923 | | 1.79% | | \$2,605,923 |
| 2010A Debt Service Accounts | | | | | | | 3 | 3 | N/A | 3 | | 0.34% | | 3 |
| 2017A Debt Service Accounts | | | | | | | 513 | 513 | N/A | 513 | | 0.30% | | 513 |
| Total Debt Service Accounts | | | | | | | \$2,606,439 | \$2,606,439 | | \$2,606,439 | | 1.79% | | \$2,606,439 |

INLAND EMPIRE UTILITIES AGENCY

Cash and Investment Summary

Month Ended
June 30, 2019

| | Settlement Date | Security Length | Credit Rating @ Purchase | | CHANGES IN Credit Rating | | Par Amount | Cost Basis Amount | Term (Days) | June Value | % Coupon | % Yield to Maturity | Maturity Date | Market Value |
|--|-----------------|-----------------|--------------------------|---------|--------------------------|---------|-----------------------------|-----------------------------|-------------|-----------------------------|----------|---------------------|---------------|-----------------------------|
| | | | S&P | Moody's | S&P | Moody's | | | | | | | | |
| | | | | | | | | | | | | | | |
| Restricted Deposits (continued) | | | | | | | | | | | | | | |
| CCRA Deposits Held by Member Agencies | | | | | | | | | | | | | | |
| City of Chino | | | | | | | \$9,920,945 | \$9,920,945 | N/A | \$9,920,945 | | N/A | N/A | \$9,920,945 |
| City of Chino Hills | | | | | | | 6,220,318 | 6,220,318 | N/A | 6,220,318 | | N/A | N/A | 6,220,318 |
| Cucamonga Valley Water District | | | | | | | 10,386,716 | 10,386,716 | N/A | 10,386,716 | | N/A | N/A | 10,386,716 |
| City of Fontana | | | | | | | 8,113,755 | 8,113,755 | N/A | 8,113,755 | | N/A | N/A | 8,113,755 |
| City of Montclair | | | | | | | 2,574,472 | 2,574,472 | N/A | 2,574,472 | | N/A | N/A | 2,574,472 |
| City of Ontario | | | | | | | 20,166,825 | 20,166,825 | N/A | 20,166,825 | | N/A | N/A | 20,166,825 |
| City of Upland | | | | | | | 2,935,942 | 2,935,942 | N/A | 2,935,942 | | N/A | N/A | 2,935,942 |
| <i>Subtotal CCRA Deposits Held by Member Agencies**</i> | | | | | | | <u>\$60,318,973</u> | <u>\$60,318,973</u> | | <u>\$60,318,973</u> | | | | <u>\$60,318,973</u> |
| <i>**Total reported as of May 2019</i> | | | | | | | | | | | | | | |
| CalPERS Deposits | | | | | | | | | | | | | | |
| CERBT Account (OPEB) | | | | | | | \$15,000,000 | \$15,000,000 | N/A | \$17,240,078 | | N/A | N/A | \$17,240,078 |
| Subtotal CalPERS Deposits | | | | | | | <u>\$15,000,000</u> | <u>\$15,000,000</u> | | <u>\$17,240,078</u> | | | | <u>\$17,240,078</u> |
| <i>CERBT Strategy 3 Performance as of May 31, 2019 based on 1 Year Net Return was 4.37%.</i> | | | | | | | | | | | | | | |
| Escrow Deposits | | | | | | | | | | | | | | |
| Genesis Construction Escrow | | | | | | | \$78,394 | \$78,394 | N/A | \$78,394 | | N/A | N/A | \$78,394 |
| Stanek Contractors Escrow | | | | | | | 42,767 | 42,767 | N/A | 42,767 | | N/A | N/A | 42,767 |
| Subtotal Escrow Deposits | | | | | | | <u>\$121,161</u> | <u>\$121,161</u> | | <u>\$121,161</u> | | | | <u>\$121,161</u> |
| Total Restricted Deposits | | | | | | | <u>\$98,457,418</u> | <u>\$98,457,418</u> | | <u>\$100,697,496</u> | | | | <u>\$100,697,496</u> |
| Total Cash, Investments, and Restricted Deposits as of June 30, 2019 | | | | | | | <u>\$255,264,033</u> | <u>\$254,078,465</u> | | <u>\$256,605,359</u> | | | | <u>\$258,566,869</u> |

INLAND EMPIRE UTILITIES AGENCY
Cash and Investment Summary

Month Ended
June 30, 2019

June Purchases

| No. | Date | Transaction | Investment Security | Type | Par Amount Purchased | Investment Yield to Maturity |
|-----|----------|-------------|---------------------|------|----------------------------|------------------------------|
| 1 | 06/03/19 | Buy | US Treasury Note | TB | \$2,345,000 | 1.90% |
| | | | | | <u>\$ 2,345,000</u> | |

June Investment Maturities, Calls & Sales

| No. | Date | Transaction | Investment Security | Type | Par Amount Matured/Sold | Investment Yield to Maturity |
|--|----------|-------------|---------------------|------|----------------------------|------------------------------|
| 1 | 06/04/19 | Matured | US Treasury Bill | TB | \$1,513,000 | 2.29% |
| 2 | 06/03/19 | Sell | Fannie Mae Note | GSE | 850,000 | 1.25% |
| Total Maturities, Calls & Sales | | | | | <u>\$ 2,363,000</u> | |

INLAND EMPIRE UTILITIES AGENCY
Cash and Investment Summary

Month Ended
June 30, 2019

Directed Investment Category

| | Amount Invested | Yield |
|--|------------------------|---------------|
| CBB Repurchase (Sweep) | \$6,242,498 | 1.100% |
| LAIIF - Unrestricted | 21,665,351 | 2.428% |
| CAMP - Unrestricted | 36,220,463 | 2.480% |
| Brokered Certificates of Deposit | 3,864,746 | 3.124% |
| Medium Term Notes | 15,076,304 | 3.032% |
| Municipal Bonds | 999,788 | 1.753% |
| Commercial Paper | 1,016,685 | 3.070% |
| US Treasury Notes | 46,170,797 | 2.586% |
| U.S. Government Sponsored Entities | 24,203,928 | 2.644% |
| Total Investment Portfolio | \$155,460,560 | |
| Investment Portfolio Rate of Return | | 2.543% |

Restricted/Transitory/Other Accounts

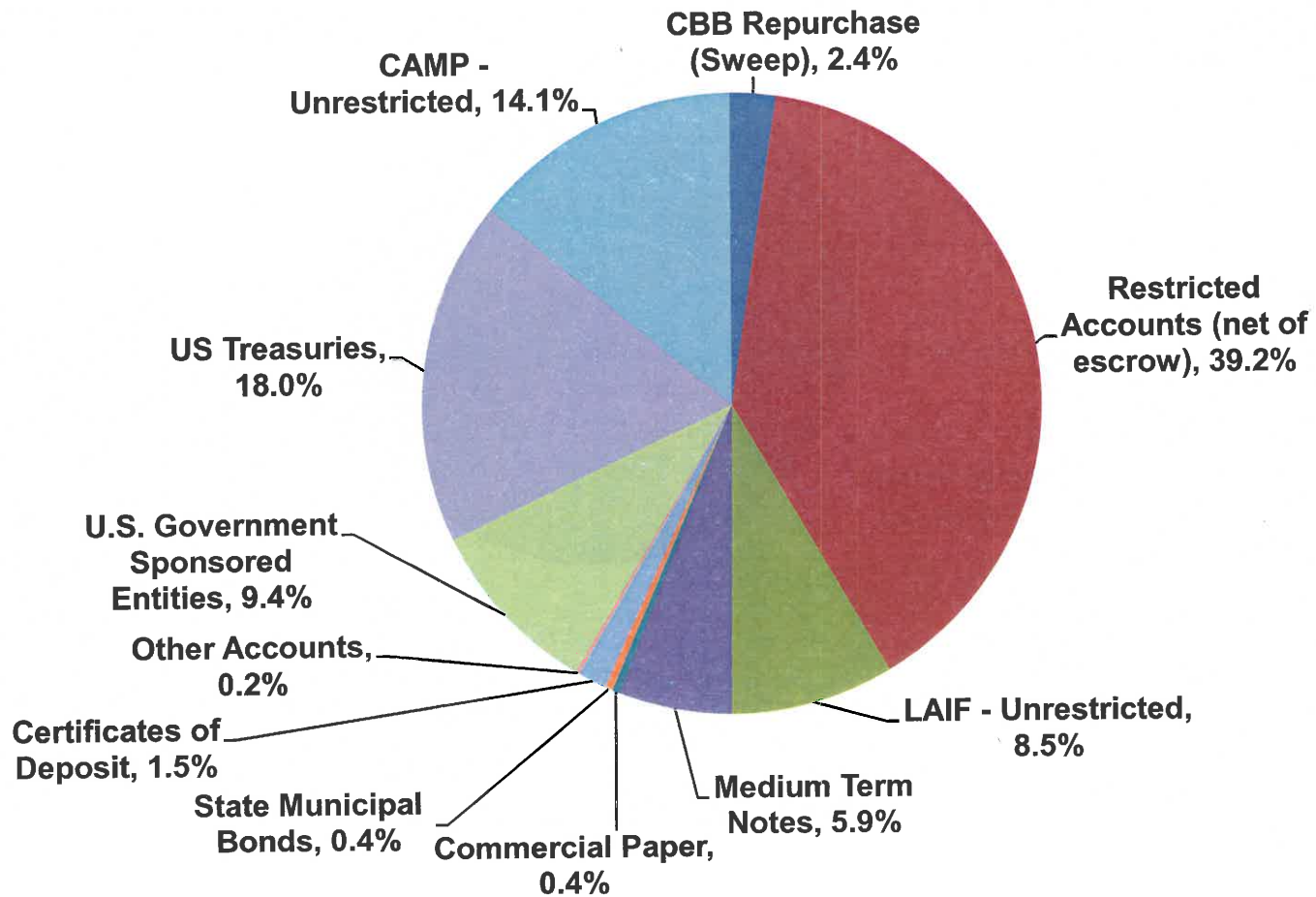
| | Amount Invested | Yield |
|--|------------------------|---------------|
| CCRA Deposits Held by Member Agencies | \$60,318,973 | N/A |
| CalPERS OPEB (CERBT) Account | 17,240,078 | N/A |
| CAMP Restricted Water Connection Reserve | 14,137,212 | 2.480% |
| LAIIF Restricted Insurance Reserve | 6,273,633 | 2.428% |
| US Bank - 2008B Debt Service Accounts | 2,605,923 | 1.790% |
| US Bank - 2010A Debt Service Accounts | 3 | 0.340% |
| US Bank - 2017A Debt Service Accounts | 513 | 0.300% |
| US Bank - Pre-Investment Money Market Account | 597,909 | 1.850% |
| Citizens Business Bank - Demand Account | (201,512) | N/A |
| Citizens Business Bank - Workers' Compensation Account | 48,656 | N/A |
| Other Accounts* | 2,250 | N/A |
| Escrow Account | 121,161 | N/A |
| Total Restricted/Transitory/Other Accounts | \$101,144,799 | |
| Average Yield of Other Accounts | | 2.374% |

Total Agency Directed Deposits

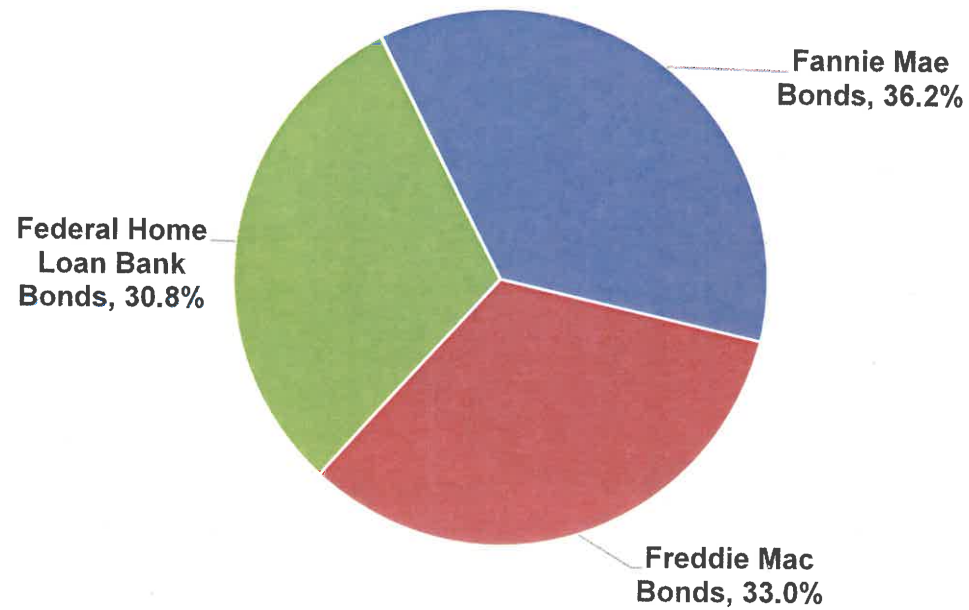
\$256,605,359

*Petty Cash

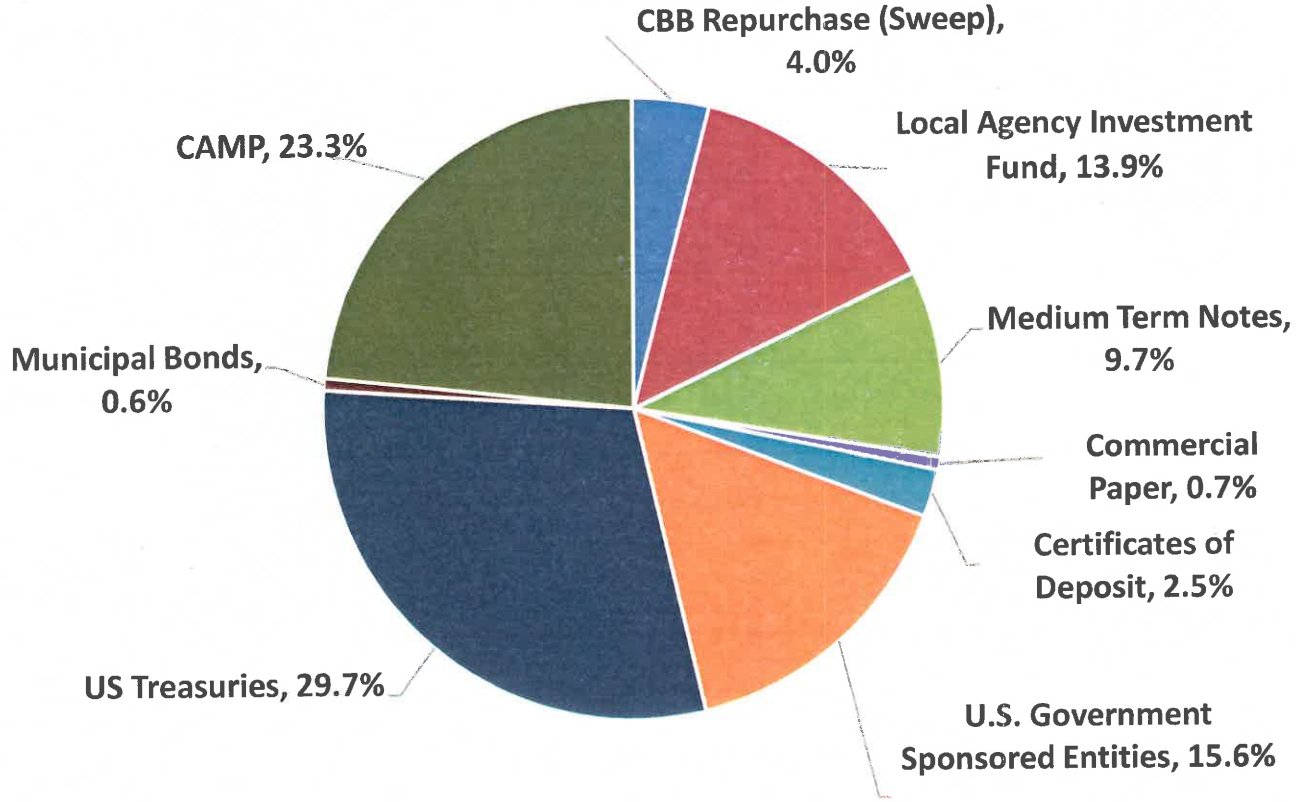
Inland Empire Utilities Agency
Treasurer's Report of Financial Affairs
Month Ended June 30, 2019
Agency Investment Portfolio (Net of Escrow Accounts)
\$256,484,198



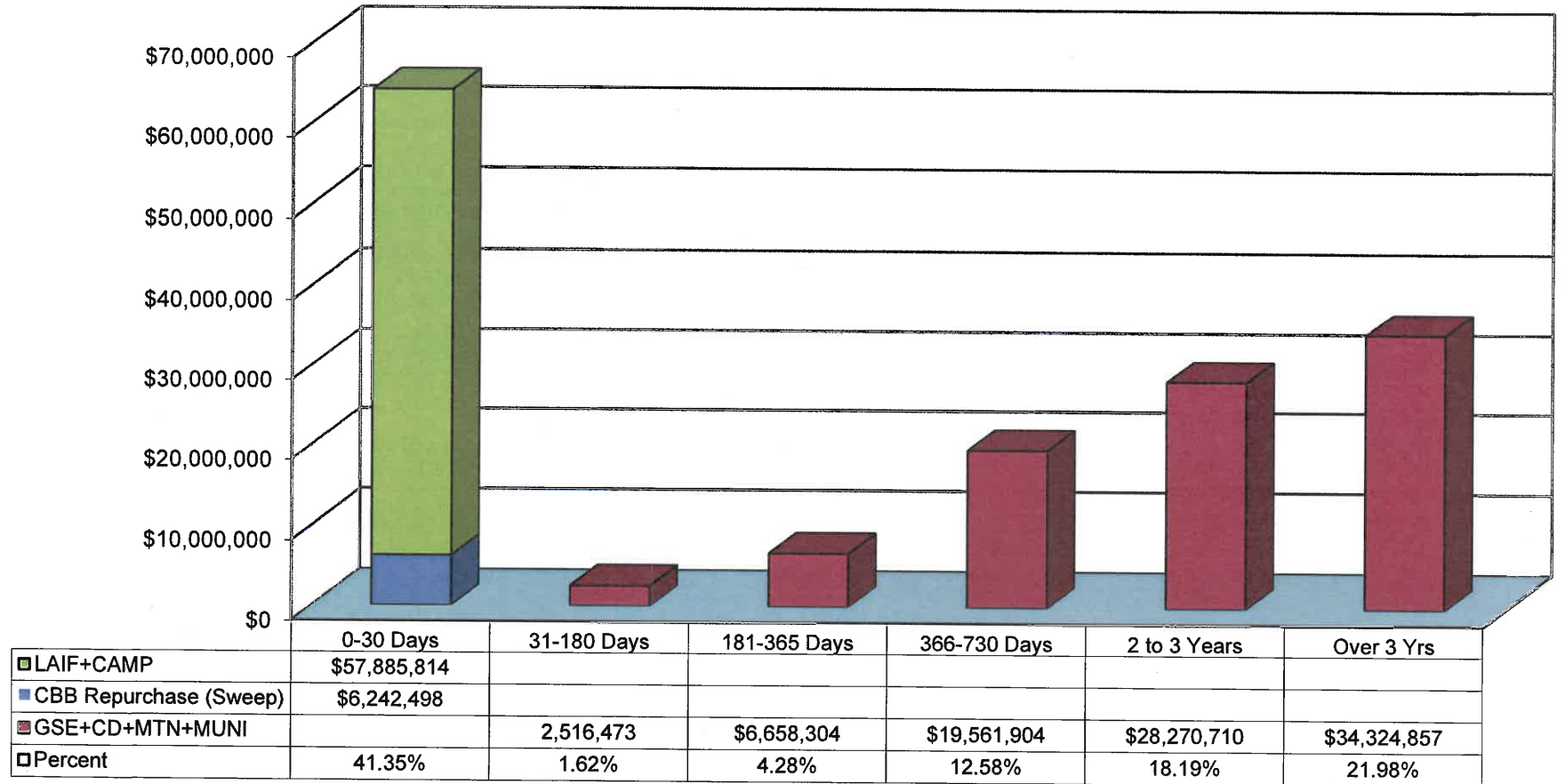
Inland Empire Utilities Agency
Treasurer's Report of Financial Affairs
Month Ended June 30, 2019
U.S. Government Sponsored Entities Portfolio
\$24,203,928



Inland Empire Utilities Agency
Treasurer's Report of Financial Affairs
Month Ended June 30, 2019
Unrestricted Agency Investment Portfolio
\$155,460,560



Inland Empire Utilities Agency
Treasurer's Report of Financial Affairs
 Month Ended June 30, 2019
 Agency Investment Portfolio Maturity Distribution (Unrestricted)
\$155,460,560



**Inland Empire Utilities Agency
Treasurer's Report of Financial Affairs
Month Ended June 30, 2019
Agency Investment Portfolio Yield Comparison**

