



AGENDA

MEETING OF THE BOARD OF DIRECTORS

WEDNESDAY, APRIL 17, 2019
10:00 A.M.

INLAND EMPIRE UTILITIES AGENCY*
AGENCY HEADQUARTERS
6075 KIMBALL AVENUE, BUILDING A
CHINO, CALIFORNIA 91708

CALL TO ORDER OF THE INLAND EMPIRE UTILITIES AGENCY BOARD OF DIRECTORS MEETING

PUBLIC COMMENT

Members of the public may address the Board on any item that is within the jurisdiction of the Board; however, no action may be taken on any item not appearing on the agenda unless the action is otherwise authorized by Subdivision (b) of Section 54954.2 of the Government Code. Those persons wishing to address the Board on any matter, whether or not it appears on the agenda, are requested to complete and submit to the Board Secretary a "Request to Speak" form which are available on the table in the Board Room. Comments will be limited to five minutes per speaker. Thank you.

ADDITIONS TO THE AGENDA

In accordance with Section 54954.2 of the Government Code (Brown Act), additions to the agenda require two-thirds vote of the legislative body, or, if less than two-thirds of the members are present, a unanimous vote of those members present, that there is a need to take immediate action and that the need for action came to the attention of the local agency subsequent to the agenda being posted.

1. ANNUAL LEGISLATIVE UPDATE – MICHAEL BOCCADORO/WEST COAST ADVISORS
2. CONSENT ITEMS

NOTICE: All matters listed under the Consent Calendar are considered to be routine and non-controversial and will be acted upon by the Board by one motion in the form listed below. There will be no separate discussion on these items prior to the time the Board votes unless any Board members, staff or the public requests specific items be discussed and/or removed from the Consent Calendar for separate action.

A. MINUTES

The Board will be asked to approve the minutes from the March 20, 2019 Board Meeting, and April 3, 2019 Board Workshop/Meeting.

B. REPORT ON GENERAL DISBURSEMENTS (Fin/Admin)

Staff recommends that the Board approve the total disbursements for the month of February 2019, in the amount of \$14,770,609.27.

C. ADOPTION OF RESOLUTION NO. 2019-4-3, APPROVING THE AMENDMENT TO THE AGENCY'S SALARY SCHEDULE/MATRIX

Staff recommends that the Board adopt Resolution No. 2019-4-3, approving the amendment to the Agency's salary schedule/matrix.

D. ADOPT POSITIONS ON VARIOUS STATE BILLS (Comm/Leg Affairs)

Staff recommends that the Board:

1. Adopt a position of "Support" for the following seven bills: AB 292 (Quirk); AB 405 (Rubio); AB 557 (Wood); AB 654 (Rubio); AB 1180 (Friedman); AB1672 (Bloom); AJR 8 (Quirk); and
2. Adopt a position of "Oppose Unless Amended" for SB 332 (Hertzberg).

E. RP-4 OUTFALL PIPELINE CONSTRUCTION CONTRACT AWARD (Eng/Ops/WR)

Staff recommends that the Board:

1. Award a construction contract for the RP-4 Outfall Pipeline ARV Replacement/Relocation, Project No. EN19029, to AToM Engineering Construction, Inc., in the amount of \$598,398; and
2. Authorize the General Manager to execute the construction contract, subject to non-substantive changes.

F. ARCHITECTURAL MASTER SERVICES CONTRACT AWARD (Eng/Ops/WR)

Staff recommends that the Board:

1. Award a five-year master service contract, with the option for up to two, one-year time extensions, to Gillis + Panichapan Architects, Inc. (GPa) for a not-to-exceed amount of \$700,000; and
2. Authorize the General Manager to execute the contract, subject to non-substantive changes.

G. CONTRACT AWARD FOR HICKORY AND BANANA BASINS INFILTRATION RESTORATION (Eng/Ops/WR)

Staff recommends that the Board:

1. Approve Contract No. 4600002712 to JCE Equipment for the Hickory and Banana Basins Infiltration Restoration Services for Services for a not-to-exceed amount of \$141,741; and
2. Authorize the General Manager to execute the contract.

H. CONTRACT AWARD FOR RP-3 BASIN INFILTRATION RESTORATION

(Eng/Ops/WR)

Staff recommends that the Board:

1. Approve Contract No. 4600002713 to Jeremy Harris Construction for the RP-3 Basin Infiltration Restoration Services for a not-to-exceed amount of \$136,106; and
2. Authorize the General Manager to execute the contract.

I. 2019 SEWER SYSTEM MANAGEMENT PLAN (SSMP) REVISION

Staff recommends that the Board adopt Resolution No. 2019-4-4, approving the Sewer System Management Plan (SSMP).

J. ADOPTION OF RESOLUTION NO. 2019-4-1, RECOGNIZING THE FIRST FULL WEEK OF MAY AS INTERNATIONAL COMPOST WEEK

Staff recommends that the Board to adopt Resolution No. 2019-4-1, recognizing the first full week of May as International Compost Awareness Week.

3. ACTION ITEM

A. CHINO BASIN PROGRAM MEMORANDUM OF UNDERSTANDING

(Eng/Ops/WR) (Fin/Admin)

Staff recommends that the Board approve the Chino Basin Program Memorandum of Understanding to facilitate the collaborative process for the development and implementation of the CBP.

4. INFORMATION ITEMS

A. REVIEW OF PROPOSED BIENNIAL BUDGET FOR FISCAL YEAR 2019/20 AND 2020/21 FOR REGIONAL WASTEWATER, RECYCLED WATER, AND RECHARGE WATER FUNDS (WRITTEN/POWERPOINT)

(Fin/Admin)

B. MWD TURF REMOVAL REBATE PROGRAM UPDATE (WRITTEN/POWERPOINT) (Eng/Ops/WR)

C. ENGINEERING AND CONSTRUCTION MANAGEMENT PROJECT UPDATES (POWERPOINT) (Eng/Ops/WR)

D. MWD UPDATE (ORAL)

E. CBWM UPDATE (ORAL)

F. SAWPA UPDATE (ORAL)

RECEIVE AND FILE INFORMATION ITEMS

G. TREASURER'S REPORT OF FINANCIAL AFFAIRS (WRITTEN/POWERPOINT) (Fin/Admin)

- H. PUBLIC OUTREACH AND COMMUNICATION (WRITTEN) *(Comm/Leg Affairs)*
 - I. STATE LEGISLATIVE REPORT AND MATRIX FROM WEST COAST ADVISORS (WRITTEN) *(Comm/Leg Affairs)*
 - J. FEDERAL LEGISLATIVE REPORT AND MATRIX FROM INNOVATIVE FEDERAL STRATEGIES (WRITTEN) *(Comm/Leg Affairs)*
 - K. CALIFORNIA STRATEGIES, LLC MONTHLY ACTIVITY REPORT (WRITTEN) *(Comm/Leg Affairs)*
 - L. EVALUATION OF DEFERRED COMPENSATION PLANS (WRITTEN) *(Fin/Admin)*
 - M. REMOVAL OF HEADQUARTERS BOULDERS (POWERPOINT) *(Eng/Ops/WR)*
 - N. 3RD QUARTER PLANNING & ENVIRONMENTAL RESOURCES UPDATE (POWERPOINT) *(Eng/Ops/WR)*
5. AGENCY REPRESENTATIVES' REPORTS
- A. SAWPA REPORT (WRITTEN)
April 16, 2019 Regular Commission meeting.
 - B. MWD REPORT (WRITTEN)
April 9, 2019 Board meeting.
 - C. REGIONAL SEWERAGE PROGRAM POLICY COMMITTEE REPORT (WRITTEN)
April 4, 2019 Regional Sewerage Program Policy Committee meeting.
 - D. CHINO BASIN WATERMASTER REPORT (WRITTEN)
March 28, 2019 CBWM Board meeting.
 - E. CHINO BASIN DESALTER AUTHORITY (WRITTEN)
April 4, 2019 CDA Board meeting.
 - F. INLAND EMPIRE REGIONAL COMPOSTING AUTHORITY
The next IERCA Board meeting is scheduled for May 6, 2019.
6. GENERAL MANAGER'S REPORT (WRITTEN)
7. BOARD OF DIRECTORS' REQUESTED FUTURE AGENDA ITEMS
8. DIRECTORS' COMMENTS
- A. CONFERENCE REPORTS

This is the time and place for the Members of the Board to report on prescheduled Committee/District Representative Assignment meetings, which were held since the last regular Board meeting, and/or any other items of interest.

9. CLOSED SESSION

**A. PURSUANT TO GOVERNMENT CODE SECTION 54956.9(a) –
CONFERENCE WITH LEGAL COUNSEL – EXISTING LITIGATION**

1. Chino Basin Municipal Water District vs. City of Chino, Case No. RCV51010
2. Spicer vs. W.A. Rasic Construction, Case No. CIVDS 1711812

10. ADJOURN


**A Municipal Water District*

In compliance with the Americans with Disabilities Act, if you need special assistance to participate in this meeting, please contact the Board Secretary (909) 993-1736, 48 hours prior to the scheduled meeting so that the Agency can make reasonable arrangements.

Proofed by: gh

Declaration of Posting

I, April Woodruff, Board Secretary/Office Manager of the Inland Empire Utilities Agency*, A Municipal Water District, hereby certify that a copy of this agenda has been posted by 5:30 p.m. at the Agency's main office, 6075 Kimball Avenue, Building A, Chino, CA on Thursday, April 11, 2019.


April Woodruff

**CONSENT
CALENDAR
ITEM**

2A



**MINUTES OF THE
MEETING OF
THE
INLAND EMPIRE UTILITIES AGENCY
BOARD OF DIRECTORS**

**WEDNESDAY, MARCH 20, 2019
10:00 A.M.**

DIRECTORS PRESENT:

Paul Hofer, President
Jasmin A. Hall, Vice President
Kati Parker, Secretary/Treasurer
Michael Camacho
Steven J. Elie

DIRECTORS ABSENT:

None

STAFF PRESENT:

Kirby Brill, Interim General Manager
Chris Berch, Executive Manager of Engineering/AGM
Randy Lee, Executive Manager of Operations/AGM
Shaun Stone, Acting Executive Manager of Engineering/AGM
Christina Valencia, Executive Manager of Finance & Administration/AGM
Jerry Burke, Deputy Manager of Engineering
Andy Campbell, Groundwater Recharge Coordinator/Hydrogeologist
Andrea Carruthers, Manager of External Affairs
Javier Chagoyen-Lazaro, Manager of Finance & Accounting
Warren Green, Manager of Contracts & Procurement
Elizabeth Hurst, Environmental Resources Planner II
Nolan King, Network Administrator
Laura Mantilla, Executive Assistant
Liza Munoz, Senior Engineer
Sylvie Lee, Manager of Planning & Environmental Resources
Cathleen Pieroni, Manager of Government Relations
Jesse Pompa, Deputy Manager of Grants
Kenneth Tam, Senior Associate Engineer
Justin Tao, Assistant Engineer
Teresa Velarde, Manager of Internal Audit
April Woodruff, Board Secretary/Office Manager

OTHERS PRESENT:

Michael Arreguin, Burrtec Waste Industries, Inc.
Jean Cihigoyenette, JC Law Firm
Marty Cihigoyenette, JC Law Firm
Ron Craig, City of Chino Hills
Amanda Coker, City of Chino
Nicole deMoet, City of Montclair
Eduardo Espinoza, Cucamonga Valley Water District

Chuck Hays, City of Fontana
Courtney Jones, City of Ontario
Andrew Lozowski, Brown and Caldwell
Darron Poulsen, City of Pomona
Jennifer Thompson, Brown and Caldwell

A meeting of the Board of Directors of the Inland Empire Utilities Agency* was held at the office of the Agency, 6075 Kimball Avenue, Bldg. A, Chino, California on the above date.

President Hofer called the meeting to order at 10:00 a.m. and President Hofer led the Pledge of Allegiance to the flag. A quorum was present.

(Director Camacho entered the Board meeting room 10:05 a.m.)

President Hofer stated that members of the public may address the Board. Eight requests for public comment were made. Chuck Hays, Public Works Director with the City of Fontana addressed the Board. Mr. Hays expressed the City of Fontana's support of the Chino Basin Program (CBP). He thanked the Agency's staff for work done on the CBP and Director Hall for taking the time to explain the program. Mr. Hays looks forward to the outcome of the CBP.

Ron Craig, representing the City of Chino Hills stated he was in support of the CBP. Mr. Craig stated he has been in the water industry for 41 years and he knows the complexity of the application process. Mr. Craig thanked the Board and the staff for their hard work. He also thanked the Board for the regional contract negotiation and being a hub for projects in the region to come together.

Eduardo Espinoza, Director of Engineering from Cucamonga Valley Water District stated his appreciation of the Agency's staff and the collaboration on the CBP. Mr. Espinoza stated that CVWD is excited about the program and they are moving forward with the MOU. He stated that CVWD is familiar with the Brown and Caldwell team and are looking forward to working with them on the CBP.

Amanda Coker, Senior Engineer with the City of Chino, stated she appreciated the invitation and opportunity to be a part of the evaluation team for the CBP Preliminary Design Review (PDR). The City of Chino looks forward to being a proactive partner in the CBP Workgroup. Ms. Coker stated that at last night's City of Chino Council Meeting the MOU was approved. She thanked Director Elie for presenting the CBP to the City Council.

Courtney Jones, Senior Associate Engineer with the City of Ontario, expressed her appreciation of being invited to be part of the team. Ms. Jones stated that after a thorough review of all the proposals, she felt like Brown and Caldwell was the best choice. She stated the City of Ontario looks forward to the continued positive working relationships with the team and parties as they build a foundation for drought-proofing the region through the CBP.

Nicole deMoet, Environmental Manager with the City of Montclair, stated that the Agency has been a leader in partnering and securing numerous external funding opportunities to ensure programs are cost-effective for stakeholders and beneficial to the region. Ms. deMoet stated that the crafting and approach of the CBP has afforded the region the opportunity to receive one of the largest conjunctive use funding awards within the State. She stated the City of Montclair looks forward to working with the CBP Workgroup in developing programs that are broad-based and beneficial for all parties. Ms. deMoet informed the Board that the City of Montclair has already approved and adopted the MOU.

Darron Poulsen, Water Resources Director from the City of Pomona stated that although the City of Pomona is not a member agency, they are excited to be a part of the CBP. Mr. Poulsen stated

that the City of Pomona approved the MOU on March 18. He appreciates being included in the regional program.

Michael Arreguin, Vice President from Burrtec Waste Industries, Inc. representing Inland Bio Energy expressed his appreciation and thanked the staff for working closely with IBE.

President Hofer asked if there was any one else wishing to speak. No one else desired to do so. President Hofer thanked everyone for taking their time to attend and speak at the Board meeting. President Hofer stated that the staff has worked hard on the CBP and acknowledged staff on their accomplishments.

President Hofer asked if there were any changes/additions/deletions to the agenda. There were no changes/additions/deletions to the agenda.

NEW EMPLOYEE INTRODUCTIONS

Executive Manager of Operations/AGM Randy Lee introduced:

- Mr. Nolan King, Network Administrator, hired February 11, 2019, Integrated System Services.

The Board of Directors welcomed Mr. King to the IEUA team.

CONSENT ITEMS

President Hofer asked if there were any Board members wishing to pull an item from the Consent Calendar for discussion. There was no one desiring to do so.

Upon motion by Director Elie, seconded by Director Hall, and unanimously carried:

M2019-3-1

MOVED, to approve the Consent Calendar.

- A. The Board approved the minutes from the February 20, 2019 Board Meeting.
- B. The Board approved the total disbursements for the month of January 2019, in the amount of \$15,930,152.02.
- C. The Board adopted Resolution No. 2019-3-1, approving the update of the Agency's Investment Policy for Fiscal Year 2019/20.

RESOLUTION 2019-3-1

RESOLUTION OF THE BOARD OF DIRECTORS OF INLAND EMPIRE UTILITIES AGENCY*, SAN BERNARDINO COUNTY, CALIFORNIA, APPROVING THE ANNUAL UPDATE OF THE AGENCY'S INVESTMENT POLICY (for full text, see Resolution Book)

D. The Board:

1. Approved a consulting engineering services contract amendment for the RP-5 Expansion, Project Nos. EN19001 and EN19006, to Parsons Water and Infrastructure Inc., in the amount of \$495,979; and
2. Authorized the Interim General Manager to execute the consulting engineering services contract amendment, subject to non-substantive changes.

Continued...

M2019-3-1, continued

E. The Board:

1. Approved the Lease Capacity Pool Agreement between IEUA, EMWD, WMWD, SBVMWD and SAWPA; and
2. Authorized the Interim General Manager to execute the Agreement, subject to non-substantive changes.

F. The Board:

1. Awarded a construction contract for the RP-1 Civil Improvements, Project Nos. EN18042 and EN19034, to Terra Pave, Inc., in the amount of \$626,000; and
2. Authorized the Interim General Manager to execute the construction contract, subject to non-substantive changes.

ACTION ITEMS

CHINO BASIN PROGRAM (CBP) PRELIMINARY DESIGN REPORT CONSULTING ENGINEERING SERVICES

Manager of Planning & Environmental Resources Sylvie Lee stated the item was presented at both the Engineering, Operations & Water Resources Committee and the Finance & Administration Committee. Ms. Lee stated that the Preliminary Design Report scope will be a collaborative process to work with the all stakeholders that meet the CBP performance objectives and the long-term goals for each of the stakeholders.

Ms. Sylvie Lee stated nine proposals were received for the CBP Pre-Design Services. A committee selection staff including both IEUA and four IEUA member agencies shortlisted and subsequently interviewed six firms; the selection committee unanimously selected Brown & Caldwell as the best qualified team for CBP.

Ms. Sylvie Lee gave an overview of the Chino Basin Team. She stated to secure the final funding agreement, a final report including refined project scope, environmental determination and institutional agreements need to be submitted to the California Water Commission (CWC) by 2020.

Ms. Sylvie Lee reminded the Board that in November 2018, the IEUA Board established a planning budget of \$6.3M for the CBP, subsequent to the conditional funding award from the CWC in the amount of \$206.9M. She stated that this item is asking to increase the CBP Total Project Budget from \$6.3M to \$15M.

Director Elie thanked Ms. Sylvie Lee for the presentation and asked why Brown & Caldwell was unanimously chosen. Ms. Sylvie Lee stated it was a difficult decision to choose a firm but the main item that set Brown & Caldwell apart was the regional collaboration aspect, as well as their knowledge of the dynamics of the Basin.

Upon motion by Director Camacho, seconded by Director Elie, and unanimously carried:

M2019-3-2

MOVED, to:

1. Award a consulting engineering services contract to Brown & Caldwell for the not-to-exceed amount of \$3,978,506;
2. Amend the total project budget for the Chino Basin Program from \$6.3M to \$15M for the planning phase through Fiscal Year 2021/22; and
3. Authorize the Interim General Manager to execute the contract, subject to non-substantive changes.

Director Elie and President Hofer congratulated the team on their great work and accomplishment. Executive Manager of Engineering/AGM Chris Berch expressed his appreciation of the member agencies, partners, and staff on the collaboration of the CBP. Mr. Berch acknowledged his gratitude to Ms. Sylvie Lee on her leadership throughout the process.

(Director Camacho left the Board meeting room 10:37 a.m.)

INFORMATION ITEMS

BOARD COMPENSATION

General Counsel Jean Cihigoyenetché stated that at the last Board meeting there was discussion of amending the board compensation, which is addressed every year. Mr. Cihigoyenetché stated that at the last meeting he was asked how much can be adjusted under the statute and he incorrectly stated 5% from the last designation. The correct answer is 5% per year and it can be compounded, which means there will be a total available of \$272.25 if the Board decided to take 5% for every year since the last designation in 2017. Mr. Cihigoyenetché stated that due to the confusion, staff wanted to clear the record, in order for the Board to have the correct information to make their decision.

Mr. Cihigoyenetché asked the Board if they would like to amend their decision of \$250. The Board agreed to maintain their decision to amend the compensation at \$250. Mr. Cihigoyenetché stated that the agreed amount will be brought back to the Board in the form of an Ordinance for their approval and will be in effect the next fiscal year, beginning July 1, 2019.

(Director Camacho returned to the Board meeting room 10:40 a.m.)

PROPOSED TEN-YEAR CAPITAL IMPROVEMENT PLAN (TYCIP) FISCAL YEARS 2019/20-2028/29

Executive Manager of Finance & Administration/AGM Christina Valencia gave a brief background and update of the Agency's key factors of the TYCIP, details of the proposed TYCIP, and considerations for future TYCIP.

GRANTS DEPARTMENT SEMI-ANNUAL BOARD UPDATE

Deputy Manager of Grants Jesse Pompa gave an overview of the historic data of grant projects, submitted grant applications, SWRCB fundable list, and new tools that will improve efficiencies and the ability to identify new opportunities for the Grants Department.

Director Elie thanked Mr. Pompa for his presentation. He stated it's extraordinary how successful the Agency has been, and he believes it is a testament to staff. He congratulated staff on the good work and positive reputation at the SWRCB.

President Hofer asked what the allocation and number of SRF requests every year are. Mr. Pompa stated for this FY, SWRCB is anticipating \$100 billion to be allocated. Mr. Pompa will research and provide the number of requests for last year.

ENGINEERING AND CONSTRUCTION MANAGEMENT PROJECT UPDATE

Deputy Manager of Engineering Jerry Burke gave a PowerPoint presentation on the Engineering and Construction Management project updates. He provided updates on the following projects: SCADA Enterprise System – (Regional Water Recycling Plant No. 1); Philadelphia Lift Station Force Main Improvements; RP-4 Outfall Pipeline Air Release Valve Replacement/Relocation; Napa Lateral; and IERCF Trommel Screen Improvements.

President Hofer asked why there was a change to the work on the panels. Mr. Burke stated originally staff had planned to do the work in-house but due to the ISS workload they amended the contract to have the contractors complete the work. President Hofer asked about the change order of 15% in the budget for the RP-4 Outfall Pipeline Air Release Valve Replacement/Relocation project. Mr. Burke stated that due to the requirements of the city the original scope was modified.

(Director Elie left the Board meeting room 11:07 a.m.)

GROUNDWATER RECHARGE UPDATE

Executive Manager of Operations/AGM Randy Lee provided an overview on Groundwater Recharge for the last year. He gave a brief breakdown of the different basin styles and how the flow is diverted.

(Director Elie returned to the Board meeting room 11:11 a.m.)

Mr. Lee stated that prior to a storm, San Bernardino Flood Control will ask the Agency not to recharge recycled water. Typically, the Agency will allow the water to percolate into the ground and not allow any more recycled water into the basin to maintain elevation.

(Director Hall left the Board meeting room 11:25 a.m.)

(Director Hall returned to the Board meeting room 11:29 a.m.)

Director Parker stated that the average rainfall was about 9,000 AF and asked what the average Recycled Water was at. Mr. Lee stated it is about 12,000-13,000 AF.

MWD UPDATE

Manager of Government Relations Cathleen Pieroni provided a water resource update stating that in the last month it went from a normal to a wet year. Ms. Pieroni stated that MWD unanimously approved the Colorado River Drought Contingency Plan. She reported that MWD is evaluating their emergency storage levels. The draft criteria recommendations were outage periods of 6 to 18 months, a 25 -35% retail demand cutback, and a 80 – 100% local supply production. Ms. Pieroni gave an update on the State Water Project voluntary agreement framework and the MWD financial management. She stated that MWD was trending lower than the budget amount. She also provided the MWD forecast on future topics in calendar year 2019.

CBWM UPDATE

Executive Manager of Engineering/AGM Chris Berch stated that there were no business items, only informational reports at the February 28 CBWM meeting. There was a closed session on the March 15 hearing. The OBMP update was presented and on March 21 there will be a Third Listening Session. Mr. Berch stated that the idea of a joint Board meeting with the Agency and CBWM was proposed. He stated that staff is working with CBWM to coordinate the joint meeting, tentatively scheduled for the end of April.

SAWPA UPDATE

Senior Associate Engineer Kenneth Tam gave an update on the OWOW program and the discussion with the Orange County stakeholders. Mr. Tam stated that a tentative compromise has been reached. The proposal will be presented to the Orange County Board on March 20 and the OWOW Steering Committee meeting on March 28. If approved by both the Orange County Board and the OWOW Steering Committee, the proposal will be brought to the April 16 SAWPA Commission meeting.

Mr. Tam stated that on March 29, the 2019 Santa Ana River Watershed Conference will be held at Cal State Fullerton.

THE FOLLOWING INFORMATION ITEMS WERE RECEIVED AND FILED BY THE BOARD:

TREASURER'S REPORT OF FINANCIAL AFFAIRS

FISCAL YEAR 2018/19 SECOND QUARTER BUDGET VARIANCE, PERFORMANCE GOAL UPDATES, AND BUDGET TRANSFERS

PUBLIC OUTREACH AND COMMUNICATION

LEGISLATIVE REPORT FROM INNOVATIVE FEDERAL STRATEGIES

LEGISLATIVE REPORT FROM WEST COAST ADVISORS

CALIFORNIA STRATEGIES, LLC MONTHLY ACTIVITY REPORT

FEDERAL LEGISLATIVE TRACKING MATRIX

STATE LEGISLATIVE TRACKING MATRIX

INTERNAL AUDIT DEPARTMENT QUARTERLY STATUS REPORT FOR MARCH 2019

THE AUDIT FUNCTION

SOUTHERN CALIFORNIA EDISON UTILITY PAYMENTS FOLLOW-UP AUDIT

ACCOUNTS RECEIVABLE FOLLOW-UP AUDIT – WATERMASTER AGREEMENT

WATER CONNECTION FEES AUDIT

ASSET MANAGEMENT PROGRAM UPDATE

AGENCY REPRESENTATIVES' REPORTS

SAWPA REPORT

Director Parker stated that 30% of the funding will be allocated to Orange County, 60% will be allocated to upstream counties, such as San Bernardino and Riverside and 10% will be allocated to regional watershed projects. Director Parker stated that the proposal is viewed positively from both parties.

MWD REPORT

Director Hall stated that Ms. Pieroni fully covered the MWD topics. She stated that she will be attending one-on-one classes with different managers and staff to receive an overview of all the different communities she is involved in and be informed about the MWD history.

REGIONAL SEWERAGE PROGRAM POLICY COMMITTEE REPORT

Director Parker stated at the February 27 Committee meeting, the Regional Contract negotiation facilitators provided an update and stated they were ahead of schedule. Director Parker thanked the Agency's member agencies for their participation in the Regional Contract negotiation.

CHINO BASIN WATERMASTER REPORT

Director Elie stated that Mr. Berch covered most of the CBWM topics, but he wanted to add that he appreciated Interim General Manager Kirby Brill's recommendation to collaborate in a joint meeting. He also stated that at the March 15 hearing, the CBWM motion was approved.

CHINO BASIN DESALTER AUTHORITY REPORT

Director Camacho stated that the contract was approved for the General Manager Tom O'Neil and there was a Resolution in support of the nomination of Western Municipal Water District Director Al Lopez to the Executive Committee of the Association of California Water Agency Joint Powers Insurance Authority.

INLAND EMPIRE REGIONAL COMPOSTING AUTHORITY

There was nothing to report.

GENERAL MANAGER'S REPORT

Interim General Manager Kirby Brill had nothing additional to report.

BOARD OF DIRECTORS' REQUESTED FUTURE AGENDA ITEMS

Director Elie requested staff revisit the Board of Directors travel guidelines. He requested staff conduct a survey of other agencies and create an up-to-date standard.

Director Parker wanted to confirm that staff will be returning to the Board with the parking lot rock removal item. Mr. Lee stated it will be brought back in next month's meeting.

DIRECTORS' COMMENTS

President Hofer thanked staff for the hard work on the Chino Basin Program.

Director Camacho stated he attended the MWDOC Water Policy Forum on February 21, the TVMWD Leadership Breakfast on February 28, the State Legislation Reception for Water Agencies of Inland Empire & Orange County on March 5, the 2019 ACWA Legislative Symposium on March 6, presented a big check to Home Strong USA on March 14, and the ASBCSD Membership Meeting on March 18.

Director Parker stated she attended the ASBCSD Membership Meeting on March 18.

Director Hall stated she attended the 2019 CASA Washington DC Conference from February 25-27, the ACWA 2019 DC Conference from February 26-28, the State Legislation Reception for Water Agencies of Inland Empire & Orange County on March 5, the 2019 ACWA Legislative Symposium on March 6, and the WaterReuse California Annual Conference from March 17-19.

Director Elie stated he attended the Meeting/Tour with Ms. Gili Elkin, Senior Advisor to the Israeli Government on water & Ari Goldberg, CEO of Kando on March 1, the Chino Valley Chamber of Commerce's Salute to Public Safety Luncheon on March 14, taught three AP Environmental Science classes at Servite High School on March 15, and the ASBCSD Membership Meeting on March 18. He stated he provided an overview and presented on the Chino Basin Program at the city of Chino Hills Council Meeting on March 12 and city of Chino Council Meeting on March 19.

CLOSED SESSION

The Board went into Closed Session at 12:04 p.m., A. PURSUANT TO GOVERNMENT CODE SECTION 54956.9(a) – CONFERENCE WITH LEGAL COUNSEL – EXISTING LITIGATION: (1) Chino Basin Municipal Water District vs. City of Chino, Case No. RCV51010 (2) Spicer vs. W.A. Rasic Construction, Case No. CIVDS 1711812; B. PURSUANT TO GOVERNMENT CODE SECTION 54956.9(d)(2) – CONFERENCE WITH LEGAL COUNSEL – ANTICIPATED LITIGATION: One case C. PURSUANT TO GOVERNMENT CODE SECTION 54957(B)(2), 54957.6 – PUBLIC EMPLOYMENT: (1) General Manager (2) Designated Representatives: President Hofer and Director Parker.

The meeting resumed at 12:52 p.m., and General Counsel Jean Cihigoyenetché stated that the below-mentioned matters were discussed in Closed Session, and the Board took the following actions:

Regarding Conference with Legal Counsel – Existing Litigation:

Chino Basin Municipal Water District vs. City of Chino, Case No. RCV51010

The Board took no reportable action.

Regarding Conference with Legal Counsel – Existing Litigation:

Spicer vs. W.A. Rasic Construction, Case No. CIVDS 1711812

The Board took no reportable action.

Regarding Conference with Legal Counsel – Anticipated Litigation:

Case #1

The Board took no reportable action.

Pursuant to Government Code Section 54954.5 – Public Employment:

General Manager

Designated Representatives: President Hofer and Director Parker

The Board took no reportable action.

ACTION ITEM

DISCUSSION AND POSSIBLE APPROVAL OF A GENERAL MANAGER EMPLOYMENT CONTRACT

General Counsel Jean Cihigoyenetché stated that the Ad Hoc Committee of negotiators comprised of President Hofer and Director Parker were assigned to negotiate with Mr. Shivaji Deshmukh. The contract terms agreed upon the negotiating parties are subject to Board review and approval. The term of the contract is 5 years with a base salary of \$285,000 per year with cost of living adjustments. A merit review is available subject to Board approval of up to 10% per year. Also included in the contract is 160 hours of vacation per year, 80 hours of administrative leave per year, and a six-month severance package.

Upon motion by Director Parker, seconded by Director Hall, and carried (3-2):

M2019-3-3

MOVED, to approve the General Manager Employment Contract.

With the following roll call vote:

Ayes:	Hofer, Parker, Hall
Noes:	Elie, Camacho
Absent:	None
Abstain:	None

CHINO BASIN PROGRAM AD HOC COMMITTEE

President Hofer made an announcement of the Chino Basin Program Ad Hoc Committee. He stated the purpose of the Ad Hoc Committee is to provide policy-related leadership and aid staff with the development and execution of multiple stakeholder engagement strategies. The Ad Hoc Committee will be able to help identify strategies, connections and synergies which can be used to develop broad regional coalitions, statewide and national partnerships and help secure the Project Agreements required for the Prop 1 funding. The Ad Hoc Committee will also help guide the development of focused and relevant briefings to the IEUA Board (and constituent Boards and Councils) regarding the Chino Basin Program development. The Ad Hoc Committee may be needed until all Project Agreements are executed, which is expected to occur during late 2020 or early 2021. The Ad Hoc Committee members are Directors Elie and Parker.

With no further business, President Hofer adjourned the meeting at 12:59 p.m.

Kati Parker, Secretary/Treasurer

APPROVED: APRIL 17, 2019



**MINUTES OF THE
WORKSHOP/MEETING OF
THE
INLAND EMPIRE UTILITIES AGENCY
BOARD OF DIRECTORS**

**WEDNESDAY, APRIL 3, 2019
10:00 A.M.**

DIRECTORS PRESENT:

Paul Hofer, President
Jasmin A. Hall, Vice President
Kati Parker, Secretary/Treasurer
Michael Camacho
Steven J. Elie

DIRECTORS ABSENT:

None

STAFF PRESENT:

Kirby Brill, Interim General Manager
Chris Berch, Executive Manager of Engineering/AGM
Kathy Besser, Executive Manager of External Affairs & Policy Development/AGM
Randy Lee, Executive Manager of Operations/AGM
Shaun Stone, Acting Executive Manager of Engineering/AGM
Christina Valencia, Executive Manager of Finance & Administration/AGM
Jerry Burke, Deputy Manager of Engineering
Pietro Cambiaso, Deputy Manager of Planning & Environmental Resources
Andrea Carruthers, Manager of External Affairs
Javier Chagoyen-Lazaro, Manager of Finance & Accounting
Tina Cheng, Budget Officer
Lucia Diaz, Facilities Program Supervisor
Dan Dyer, Collections System Supervisor
Paula Hooven, Financial Analyst II
Chander Letulle, Manager of Operations and Maintenance
Ken Monfore, Deputy Manager of Maintenance
Jessica Sarmiento, Financial Analyst II
Jeannette Smith, Financial Analyst I
Teresa Velarde, Manager of Internal Audit
April Woodruff, Board Secretary/Office Manager

OTHERS PRESENT:

Marty Cihigoyenette, JC Law Firm
Shivaji Deshmukh

A special meeting of the Board of Directors of the Inland Empire Utilities Agency* was held at the office of the Agency, 6075 Kimball Avenue, Bldg. A, Chino, California on the above date.

President Hofer called the meeting to order at 10:02 a.m. and led the pledge of allegiance to the flag. A quorum was present.

President Hofer stated that members of the public may address the Board. There was no one desiring to do so.

President Hofer asked if there were any changes/additions/deletions to the agenda. There were no changes/additions/deletions to the agenda.

WORKSHOP

PROPOSED BIENNIAL BUDGET FOR FYs 2019/20 AND 2020/21

Manager of Finance and Accounting Javier Chagoyen-Lazaro gave an overview of the proposed biennial budget for fiscal years 2019/20 and 2020/21, alignment with IEUA business goals adopted by the Board, key drivers of funding sources and uses of funds, succession planning, proposed capital improvement plan for the next few years, current Agency debt and reserves, and the budget approval process and timeline.

Discussion ensued regarding the Agency's debt and reserves.

SEWER SYSTEM MANAGEMENT PLAN (SSMP)

Executive Manager of Operations/AGM Randy Lee introduced Deputy Manager of Maintenance Ken Monfore. Mr. Lee stated the Sewer System Management Plan (SSMP) is required by the State and it is required for the Board to certify this plan every 5 years. Mr. Monfore showed a video of the Sewer Collection team's tasks. He gave an overview of the goals of the Sewer Collection team, causes of sewer pipe spills, the Agency's sewer system, the Agency's SSMP and staff involved in its preparation, wastewater discharge requirements, the audit and plan revision process, historical sewer system overflows of the Agency in comparison to the State and the region, and remaining corrective actions.

Discussion ensued about the cost of maintenance of sewer lines, the procedures and responsibilities in the occurrence of a sewer line spill, and spill rate calculations.

DIRECTORS' COMMENTS

President Hofer thanked Interim General Manager Kirby Brill for all his help during his time at the Agency. He also thanked the new incoming General Manager Shivaji Deshmukh for attending the meeting.

CLOSED SESSION

The Board went into Closed Session at 10:53 a.m., A. PURSUANT TO GOVERNMENT CODE SECTION 54956.9(d)(2) – CONFERENCE WITH LEGAL COUNSEL – ANTICIPATED LITIGATION

The meeting resumed at 11:09 a.m., and General Counsel Marty Cihigoyenatche stated that the below-mentioned matters were discussed in Closed Session, and the Board took the following actions:

Regarding Conference with Legal Counsel – Anticipated Litigation:

Case #1

The Board took the action stated below.

ACTION ITEM

Upon motion by Director Camacho, seconded by Director Elie, and unanimously carried:

M2019-4-1

MOVED, to:

1. Approve the settlement terminating the lease agreement between Inland BioEnergy LLC to avoid potential litigation; and
2. Approve the Interim General Manager to sign the Financial & Termination of Lease Agreement between IEUA and Inland BioEnergy.

With no further business, President Hofer adjourned the meeting at 11:10 a.m.

Kati Parker, Secretary/Treasurer

APPROVED: MAY 15, 2019

**CONSENT
CALENDAR
ITEM**

2B



Date: April 17, 2019

To: The Honorable Board of Directors
Committee: Finance & Administration

From: Shivaji Deshmukh, General Manager

04/10/19

KB4 SD

Executive Contact: Christina Valencia, Executive Manager of Finance & Administration/AGM

Subject: Report on General Disbursements

Executive Summary:

Total disbursements for the month of February 2019 were \$14,770,609.27. Disbursement activity included check payments of \$6,981,824.84 to vendors and \$16,298.98 for worker's compensation related costs. Electronic payments included Automated Clearing House (ACH) of \$3,620,602.22 and wire transfers (excluding payroll) of \$2,633,533.47. Total payroll was \$1,512,480.29 for employees and \$5,869.47 for the Board of Directors.

Staff's Recommendation:

1. Approve the total disbursements for the month of February 2019, in the amount of \$14,770,609.27.

Budget Impact Budgeted (Y/N): N Amendment (Y/N): N Amount for Requested Approval:

Account/Project Name:

Fiscal Impact (explain if not budgeted):

Prior Board Action:

On March 20, 2019, the Board of Directors approved the January 2019 Report on General Disbursements totaling \$15,930,152.02.

Environmental Determination:

Not Applicable

Business Goal:

The report on general disbursements is consistent with the Agency's Business Goal of Fiscal Responsibility in providing financial reporting that accounts for general disbursements associated with operating requirements.

Attachments:

Attachment 1 - Background

Attachment 2 - Details of General Disbursements

Attachment 1 - Background

Subject: Report on General Disbursements

Table 1 summarizes the disbursements detailed in each of the six attachments affixed to this letter. Table 2 lists the disbursements in excess of an aggregated \$500,000 per vendor, and is presented in largest to smallest dollar value.

Table 1: Disbursement Details

Attachment	Payment Type	Amount
2A	Vendor Checks	\$ 6,981,824.84
2B	Workers' Comp Checks	\$ 16,298.98
2C	Vendor ACHs	\$ 3,620,602.22
2D	Vendor Wires (excludes Payroll)	\$ 2,633,533.47
2E	Payroll-Net Pay-Directors	\$ 5,869.47
2F	Payroll-Net Pay-Employees	\$ 1,512,480.29
Total Disbursements		\$14,770,609.27

Table 2: Disbursements in Excess of \$500,000 per Vendor

Vendor	Amount	Description
STATE WATER RESOURCES CONTROL BOARD	\$ 1,447,479.22	SRF Loan Pymt #7-C065319-110
MWD	\$ 1,182,890.58	December 2018 Water Purchases
PARSONS WATER & INFRASTRUCTURE	\$ 908,039.03	12/2018 Professional Svc's for: EN19001-RP-5 Expansion to 30 mgd; EN19006- RP-5 Biosolids Facility.
SO CAL EDISON	\$ 828,917.65	01/07/19 - 02/14/19 Electricity
PERS	\$ 672,158.52	02/19 Health Ins / P/R 03, 04 Def Comp
IRS	\$ 626,674.01	P/R 03, 04: Dir 02 Payroll Taxes
IERCA	\$ 609,323.12	01/19 Biosolids

Attachment 2A

Vendor Checks

Bank		CITIZENS BUSINESS BANK		ONTARIO CA 917610000		
Bank Key		122234149				
Acct number		CHECK 231167641				
Check						
Check number from to	Payment	Pmt date	Crcy	Amount paid (FC)	Recipient/void reason code	Enca./void
227370	2200096787	02/04/2019	USD	326.40	COUNTY OF SAN BERNARDINO SAN BERNARDINO CA	02/11/2019
227371	2200096790	02/04/2019	USD	11,252.95	PFM ASSET MANAGEMENT LLC BALTIMORE MD	02/08/2019
227372	2200096793	02/04/2019	USD	20,352.90	SALTECH INC FREMONT CA	02/12/2019
227373	2200096789	02/04/2019	USD	4,898.00	SANTA ANA WATERSHED ASSOCIATION RIVERSIDE CA	02/12/2019
227374	2200096794	02/04/2019	USD	478.05	SO CALIF GAS MONTEREY PARK CA	02/12/2019
227375	2200096784	02/04/2019	USD	5,457.91	SOUTHWEST ALARM SERVICE UPLAND CA	02/07/2019
227376	2200096792	02/04/2019	USD	457.94	THERMO ELECTRON NORTH AMERICA ATLANTA GA	02/11/2019
227377	2200096785	02/04/2019	USD	40.00	THREE VALLEYS MWD CLAREMONT CA	02/07/2019
227378	2200096788	02/04/2019	USD	767.00	U S HEALTHWORKS MEDICAL GROUP LOS ANGELES CA	02/07/2019
227379	2200096791	02/04/2019	USD	20,496.88	UTILIQUEST LLC ATLANTA GA	02/08/2019
227380	2200096786	02/04/2019	USD	8,420.18	VERTIZON WIRELESS DALLAS TX	02/08/2019
227381	2200096797	02/05/2019	USD	3,750.00	SCHIEVEL ENGINEERING LLC ANAHEIM CA	02/11/2019
227382	2200096798	02/05/2019	USD	1,232.67	SO CALIF EDISON ROSEMEAD CA	02/12/2019
227383	2200096848	02/07/2019	USD	20,264.79	ABTECH TECHNOLOGIES INC CARLSBAD CA	02/13/2019
227384	2200096843	02/07/2019	USD	937.01	ACCUSTANDARD INC NEW HAVEN CT	02/15/2019
227385	2200096842	02/07/2019	USD	135.81	AGILENT TECHNOLOGIES, INC. CHICAGO IL	02/14/2019
227386	2200096827	02/07/2019	USD	727.52	AIRGAS WEST INC PASADENA CA	02/11/2019
227387	2200096837	02/07/2019	USD	1,283.78	AMETEK BROOKFIELD BOSTON MA	02/12/2019
227388	2200096834	02/07/2019	USD	1,832.40	APPLEONE EMPLOYMENT SERVICES GLENDALE CA	02/12/2019
227389	2200096898	02/07/2019	USD	253.09	ARAMBULA, BLANCA CHINO HILLS CA	02/12/2019
227390	2200096873	02/07/2019	USD	801.13	BERLIN PACKAGING LLC CHICAGO IL	02/12/2019
227391	2200096900	02/07/2019	USD	95.00	BURKE, JERRY CHINO HILLS CA	02/12/2019
227392	2200096859	02/07/2019	USD	2,625.00	CAL POLY POMONA FOUNDATION POMONA CA	02/19/2019
227393	2200096838	02/07/2019	USD	857.00	CALIF WATER ENVIRONMENT ASSOC OAKLAND CA	02/25/2019
227394	2200096840	02/07/2019	USD	575.00	CALIFORNIA CHAMBER OF COMMERCE SAN FRANCISCO CA	02/19/2019
227395	2200096875	02/07/2019	USD	11,917.87	CALIFORNIA WATER TECHNOLOGIES, PASADENA CA	02/13/2019
227396	2200096895	02/07/2019	USD	16.15	CAMBIASO, PIETRO CHINO HILLS CA	02/25/2019
227397	2200096852	02/07/2019	USD	13,227.22	CASC ENGINEERING AND CONSULTING COLTON CA	02/14/2019
227398	2200096836	02/07/2019	USD	7,353.45	CHINO BASIN WATERMASTER RANCHO CUCAMONGA CA	02/13/2019
227399	2200096844	02/07/2019	USD	54.50	CHINO CREEK TOASTMASTER CLUB CHINO HILLS CA	
227400	2200096861	02/07/2019	USD	2,669.56	CINTAS CORPORATION LOCKPORT PHOENIX AZ	02/14/2019
227401	2200096869	02/07/2019	USD	7,219.00	CIVIC PUBLICATIONS INC LA VERNE CA	02/14/2019
227402	2200096876	02/07/2019	USD	1,278.75	CIVILTEC ENGINEERING, INC. MONROVIA CA	03/12/2019
227403	2200096865	02/07/2019	USD	5,000.00	CORPRO COMPANIES INC DALLAS TX	02/22/2019
227404	2200096883	02/07/2019	USD	25,840.00	CSI SERVICES INC SANTA CLARITA CA	02/21/2019
227405	2200096890	02/07/2019	USD	55.20	CUCAMONGA VALLEY WATER DISTRICT LOS ANGELES CA	02/12/2019
227406	2200096830	02/07/2019	USD	2,837.69	CUCAMONGA VALLEY WATER DISTRICT RANCHO CUCAMONGA CA	02/13/2019
227407	2200096902	02/07/2019	USD	247.55	DELGADO, ROBERTO CHINO HILLS CA	02/19/2019
227408	2200096884	02/07/2019	USD	1,885.11	DORGAN LEGAL SERVICES LLP PASADENA CA	02/20/2019
227409	2200096866	02/07/2019	USD	68,040.00	ENEL X NORTH AMERICA INC PITTSBURG PA	02/13/2019
227410	2200096847	02/07/2019	USD	359.06	ENVIRONMENTAL EXPRESS INC ATLANTA GA	02/13/2019
227411	2200096871	02/07/2019	USD	1,550.00	EPI-USE AMERICA INC ATLANTA GA	02/15/2019
227412	2200096870	02/07/2019	USD	32,483.00	EUROFINS EATON ANALYTICAL LLC GRAPEVINE TX	02/12/2019
227413	2200096849	02/07/2019	USD	2,440.15	EXPRESS PIPE & SUPPLY INC ANAHEIM CA	02/12/2019

Bank		CBB	CITIZENS BUSINESS BANK		ONTARIO CA 917610000		
Bank Key		122234149					
Acct number		CHECK	231167641				
Check							
Check number from to	Payment	Pmnt date	Crcy	Amount paid (FC)	Recipient/void reason code	Enca./void	
227414	2200096825	02/07/2019	USD	420.67	FISHER SCIENTIFIC LOS ANGELES CA		02/11/2019
227415	2200096835	02/07/2019	USD	3,078.78	FLUID COMPONENTS INTERNATIONALSAN MARCOS CA		02/12/2019
227416	2200096833	02/07/2019	USD	459.23	FLW INC HUNTINGTON BEACH CA		02/12/2019
227417	2200096892	02/07/2019	USD	826.28	FONTANA WATER COMPANY FONTANA CA		02/13/2019
227418	2200096893	02/07/2019	USD	2,096.51	FRONTIER COMMUNICATIONS CORP CINCINNATI OH		02/15/2019
227419	2200096860	02/07/2019	USD	27,722.88	GEI CONSULTANTS INC BOSTON MA		02/12/2019
227420	2200096887	02/07/2019	USD	80.94	GLOBAL TEST SUPPLY LLC WILMINGTON NC		02/14/2019
227421	2200096829	02/07/2019	USD	150.00	GOVERNMENT FINANCE OFFICERS ASCHICAGO IL		02/19/2019
227422	2200096828	02/07/2019	USD	4,305.23	GRAINGER PALATINE IL		02/12/2019
227423	2200096856	02/07/2019	USD	636.00	INSIDE PLANTS INC CORONA CA		02/12/2019
227424	2200096885	02/07/2019	USD	31,983.00	IQA CONSTRUCTION INC LONG BEACH CA		02/12/2019
227425	2200096854	02/07/2019	USD	19,647.25	KENNEDY/JENKS CONSULTANTS INC PORTLAND OR		02/13/2019
227426	2200096868	02/07/2019	USD	333.60	KIM'S MASTER AUTO REPAIR CHINO CA		02/12/2019
227427	2200096888	02/07/2019	USD	25,320.95	KIRBY ERILL BOZEMAN MT		02/11/2019
227428	2200096881	02/07/2019	USD	11,810.00	LANCE SOLL & LUNGHARD LLP BREA CA		02/12/2019
227429	2200096851	02/07/2019	USD	8,681.34	LOS SERRANOS GOLF & COUNTRY CLCHINO HILLS CA		02/19/2019
227430	2200096904	02/07/2019	USD	309.94	MCQUEEN, JAMES CHINO HILLS CA		02/11/2019
227431	2200096845	02/07/2019	USD	159.42	MIDPOINT BEARING ONTARIO CA		02/11/2019
227432	2200096903	02/07/2019	USD	66.03	MONFORE, KENNETH CHINO HILLS CA		02/19/2019
227433	2200096857	02/07/2019	USD	87.49	MONTE VISTA WATER DISTRICT MONTCLAIR CA		02/12/2019
227434	2200096864	02/07/2019	USD	7,566.07	MYERS & SONS HI-WAY SAFETY INOCHINO CA		02/12/2019
227435	2200096899	02/07/2019	USD	158.92	O'ERIDEN, MICHELLE CHINO HILLS CA		02/11/2019
227436	2200096878	02/07/2019	USD	6,258.66	PACIFIC COURIERS INC ORANGE CA		02/14/2019
227437	2200096846	02/07/2019	USD	54,858.39	POWER SYSTEMS SERVICES INC CHINO CA		02/19/2019
227438	2200096880	02/07/2019	USD	3,261.54	PRIORITY BUILDING SERVICES LLCBREA CA		02/12/2019
227439	2200096826	02/07/2019	USD	77,967.74	ROYAL INDUSTRIAL SOLUTIONS LOS ANGELES CA		02/11/2019
227440	2200096863	02/07/2019	USD	99.00	SCMVA-HR WHITTIER CA		02/27/2019
227441	2200096839	02/07/2019	USD	4,637.13	SIGMA-ALDRICH INC ATLANTA GA		02/11/2019
227442	2200096901	02/07/2019	USD	45.00	SMITH, JASON D CHINO HILLS CA		02/12/2019
227443	2200096891	02/07/2019	USD	40,981.08	SO CALIF EDISON ROSEMEAD CA		02/20/2019
227444	2200096831	02/07/2019	USD	23,570.15	SOUTH COAST AQMD DIAMOND BAR CA		03/07/2019
227445	2200096872	02/07/2019	USD	3,700.93	STAFFING NETWORK LLC CAROL STREAM IL		02/13/2019
227446	2200096858	02/07/2019	USD	112,144.87	STANTEC CONSULTING INC CHICAGO IL		02/11/2019
227447	2200096841	02/07/2019	USD	60.00	STATE WATER RESOURCES CNTRL ERSACRAMENTO CA		02/19/2019
227448	2200096874	02/07/2019	USD	20,519.00	STATEWIDE TRAFFIC SAFETY AND SPASADENA CA		02/11/2019
227449	2200096882	02/07/2019	USD	456.47	STOREIRIEVE LLC PASADENA CA		02/12/2019
227450	2200096894	02/07/2019	USD	38.86	SWEZEY, TOM CHINO HILLS CA		02/26/2019
227451	2200096862	02/07/2019	USD	13,089.37	U S BANK ST LOUIS MO		02/15/2019
227452	2200096850	02/07/2019	USD	432.90	U S HOSE INC ONTARIO CA		02/12/2019
227453	2200096877	02/07/2019	USD	477.50	V3IT CONSULTING INC NAPERVILLE IL		02/12/2019
227454	2200096897	02/07/2019	USD	20.00	VELARDE, TERESA CHINO HILLS CA		02/22/2019
227455	2200096853	02/07/2019	USD	83,127.82	W A RASIC CONSTRUCTION CO INC LONG BEACH CA		02/12/2019
227456	2200096879	02/07/2019	USD	76,662.00	WALLACE & ASSOCIATES CONSULTINGPARK CITY UT		02/14/2019
227457	2200096832	02/07/2019	USD	263.00	WATER ENVIRONMENT FEDERATION BALTIMORE MD		02/12/2019

Inland Empire Util. Agency
 Chino, CA
 Company code 1000

Check Register
 CBB Disbursement Account-February 2019

03/16/2019 / 14:07:04
 User: CCMBPBL
 Page: 3

Bank		CBB	CITIZENS BUSINESS BANK		ONTARIO CA 917610000		
Bank Key		122234149					
Acct number		CHECK	231167641				
Check							
Check number from to	Payment	Pmnt date	Crcy	Amount paid (FC)	Recipient/void reason code	Enca./void	
227458	2200096886	02/07/2019	USD	49,634.68	WESTIN TECHNOLOGY SOLUTIONS LITTLEWAKE WI	02/19/2019	
227459	2200096855	02/07/2019	USD	19,021.70	KYLEM DEWATERING SOLUTIONS INC CHICAGO IL	02/14/2019	
227460	2200096867	02/07/2019	USD	6,531.50	KYLEM WATER SOLUTIONS USA INC CHICAGO IL	02/13/2019	
227461	2200096889	02/07/2019	USD	18,080.00	YASINSKI & JONES LLP PASADENA CA	02/21/2019	
227462	2200096896	02/07/2019	USD	403.00	ZIRGENBEIN, JEFF CHINO HILLS CA	02/20/2019	
227463	2200096933	02/12/2019	USD	533,212.05	SO CALIF EDISON ROSEMEAD CA	02/21/2019	
227464	2200096990	02/14/2019	USD	20,619.86	ACCELERATED TECHNOLOGY LABORAT WEST END NC	02/20/2019	
227465	2200096977	02/14/2019	USD	380.44	ACCUSTANDARD INC NEW HAVEN CT	02/25/2019	
227466	2200096954	02/14/2019	USD	658.96	AIRGAS WEST INC PASADENA CA	02/19/2019	
227467	2200097011	02/14/2019	USD	829.53	ALFA FOODCRAFT COFFEE LONG BEACH CA	02/20/2019	
227468	2200096965	02/14/2019	USD	3,054.00	APPLEONE EMPLOYMENT SERVICES GLENDALE CA	02/20/2019	
227469	2200097013	02/14/2019	USD	1,178.74	ASAP INDUSTRIAL SUPPLY FONTANA CA	02/20/2019	
227470	2200097019	02/14/2019	USD	3,638.11	AUTOZONE INC ATLANTA GA	02/19/2019	
227471	2200096974	02/14/2019	USD	14,355.00	BLACK & VEATCH CORPORATION KANSAS CITY MO	02/19/2019	
227472	2200097021	02/14/2019	USD	7,238.00	BRIGHTVIEW LANDSCAPE SERVICES PASADENA CA	02/19/2019	
227473	2200097054	02/14/2019	USD	5,458.16	BURRTEC WASTE INDUSTRIES INC FONTANA CA	02/20/2019	
227474	2200097025	02/14/2019	USD	20,034.20	BUSINESS CARD WILMINGTON DE	02/19/2019	
227475	2200097007	02/14/2019	USD	8,000.00	CALIFORNIA STRATEGIES LLC SACRAMENTO CA	02/21/2019	
227476	2200097023	02/14/2019	USD	11,646.56	CALIFORNIA WATER TECHNOLOGIES, PASADENA CA	02/19/2019	
227477	2200097074	02/14/2019	USD	291.51	CAMACHO, MICHAEL CHINO HILLS CA	02/22/2019	
227478	2200097067	02/14/2019	USD	147.63	CARL H TAYLOR III CRYSTAL RIVER FL	02/20/2019	
227479	2200097071	02/14/2019	USD	58.00	CARTER, JOSEPH CHINO HILLS CA	03/04/2019	
227480	2200097027	02/14/2019	USD	23,970.00	CERE HEERY INC ATLANTA GA	02/20/2019	
227481	2200096970	02/14/2019	USD	720.00	CHINO BASIN WATER CONSERVATION MONTECLAIR CA	02/25/2019	
227482	2200096969	02/14/2019	USD	22,871.19	CHINO BASIN WATERMASTER RANCHO CUCAMONGA CA	02/20/2019	
227483	2200096988	02/14/2019	USD	3,394.13	CHINO MFG & REPAIR INC CHINO CA	02/20/2019	
227484	2200096989	02/14/2019	USD	350.68	CHINO VALLEY UNIFIED SCHOOL DICHINO CA	02/20/2019	
227485	2200097003	02/14/2019	USD	2,148.69	CINTAS CORPORATION LOC#150 PHOENIX AZ	02/25/2019	
227486	2200097065	02/14/2019	USD	425.50	CITY EMPLOYEES ASSOCIATES LONG BEACH CA	02/21/2019	
227487	2200097048	02/14/2019	USD	1,036.48	CITY OF CHINO CHINO CA	02/19/2019	
227488	2200096944	02/14/2019	USD	306.25	CITY RENTALS INC ONTARIO CA	02/21/2019	
227489	2200097024	02/14/2019	USD	10,719.54	CIVILTEC ENGINEERING, INC. MONROVIA CA	03/12/2019	
227490	2200097016	02/14/2019	USD	4,350.88	CONSERV CONSTRUCTION INC MENIFEE CA	02/19/2019	
227491	2200097008	02/14/2019	USD	601.36	CRB SECURITY SOLUTIONS WESTMINSTER CA	02/25/2019	
227492	2200097012	02/14/2019	USD	615.00	DAVID WHEELER'S PEST CONTROL, NORCO CA	02/21/2019	
227493	2200097078	02/14/2019	USD	570.00	DELGADO, ROBERTO CHINO HILLS CA		
227494	2200097039	02/14/2019	USD	6,375.00	DRF SOLUTIONS GROUP LLC VALLEJO CA	02/20/2019	
227495	2200097068	02/14/2019	USD	715.07	DOAN, KHANH V CHINO HILLS CA	02/19/2019	
227496	2200097044	02/14/2019	USD	28,355.00	ECTIVIS INC PASADENA CA	02/22/2019	
227497	2200097029	02/14/2019	USD	12,617.50	ECOTECH SERVICES INC MONROVIA CA	02/21/2019	
227498	2200097018	02/14/2019	USD	7,944.31	ELECTRO-CHEMICAL DEVICES, INC ANAHEIM CA	02/20/2019	
227499	2200097017	02/14/2019	USD	79,892.00	EUROFINS EATON ANALYTICAL LLC GRAPEVINE TX	02/20/2019	
227500	2200096946	02/14/2019	USD	2,448.94	FISHER SCIENTIFIC LOS ANGELES CA	02/19/2019	
227501	2200096947	02/14/2019	USD	1,744.96	FLO SYSTEMS INC ANAHEIM HILLS CA	02/25/2019	

Bank		CBB		CITIZENS BUSINESS BANK		ONTARIO CA 917610000	
Bank Key		122234149					
Acct number		CHECK		231167641			
Check							
Check number from to	Payment	Print date	Crcy	Amount paid (FC)	Recipient/void reason code	Enca./void	
227502	2200096968	02/14/2019	USD	2,900.94	FLUID COMPONENTS INTERNATIONALSAN MARCOS CA	02/20/2019	
227503	2200097064	02/14/2019	USD	235.00	FRANCHISE TAX BOARD SACRAMENTO CA	02/28/2019	
227504	2200097056	02/14/2019	USD	5,101.12	FRONTIER COMMUNICATIONS CORP CINCINNATI OH	02/22/2019	
227505	2200096963	02/14/2019	USD	1,008.55	GENERAL BOTTLE INC LOS ANGELES CA	02/20/2019	
227506	2200097015	02/14/2019	USD	3,779.50	GHD PASADENA CA	02/19/2019	
227507	2200097033	02/14/2019	USD	10,690.32	GOAL PRODUCTIONS INC GLENDALE CA	02/25/2019	
227508	2200096958	02/14/2019	USD	2,016.20	GRAINGER PALATINE IL	02/19/2019	
227509	2200097073	02/14/2019	USD	650.00	HAWES, STEPHANIE CHINO HILLS CA	02/20/2019	
227510	2200096984	02/14/2019	USD	91,378.98	HORIZON TECHNOLOGY SALEM NH	02/21/2019	
227511	2200097080	02/14/2019	USD	1,966.76	HUANG, HE AURORA CO	02/22/2019	
227512	2200097009	02/14/2019	USD	615.99	INDUSTRIAL RUBBER & SUPPLY INCSAN BERNARDINO CA	02/21/2019	
227513	2200097060	02/14/2019	USD	51.00	INLAND EMPIRE UNITED WAY RANCHO CUCAMONGA CA	02/19/2019	
227514	2200097034	02/14/2019	USD	15,112.50	INTERA INCORPORATED AUSTIN TX	02/20/2019	
227515	2200097045	02/14/2019	USD	2,100.00	JIM MYERS & SONS INC CHARLOTTE NC	02/20/2019	
227516	2200097042	02/14/2019	USD	2,452.13	JM JUSTUS FENCE COMPANY TEMECULA CA	02/19/2019	
227517	2200097069	02/14/2019	USD	809.10	LEE, SYLVIE CHINO HILLS CA	02/27/2019	
227518	2200097055	02/14/2019	USD	918.74	LEVEL 3 COMMUNICATIONS LLC DENVER CO	02/20/2019	
227519	2200097041	02/14/2019	USD	90.00	LITTLER MENDELSON PC SAN FRANCISCO CA	02/20/2019	
227520	2200096964	02/14/2019	USD	184.25	MAJESTIC TROPHY CO ONTARIO CA	02/21/2019	
227521	2200096966	02/14/2019	USD	3,500.00	MOODY'S INVESTORS SERVICE ATLANTA GA	02/19/2019	
227522	2200097072	02/14/2019	USD	56.23	MORGAN-PERALES, LISA CHINO HILLS CA	03/06/2019	
227523	2200096993	02/14/2019	USD	874.12	NATIONAL BUSINESS INVESTIGATIONMURRIETA CA	02/20/2019	
227524	2200096997	02/14/2019	USD	13,000.00	NATIONAL THEATRE FOR CHILDREN MINNEAPOLIS MN	02/20/2019	
227525	2200096973	02/14/2019	USD	73.40	O RINGS & THINGS FONTANA CA	02/22/2019	
227526	2200096945	02/14/2019	USD	5,675.61	OFFICE DEPOT PHOENIX AZ	02/20/2019	
227527	2200096967	02/14/2019	USD	1,163.70	ONTARIO FIRE EXTINGUISHER CO ONTARIO CA	02/27/2019	
227528	2200097049	02/14/2019	USD	1,589.13	ONTARIO MUNICIPAL UTILITIES COONTARIO CA	02/19/2019	
227529	2200097047	02/14/2019	USD	550.00	PACIFIC COAST LOCATORS INC LA CRESCENTA CA	02/20/2019	
227530	2200096992	02/14/2019	USD	715.54	PANTHER PROTECTION ORANGE CA	02/20/2019	
227531	2200097036	02/14/2019	USD	7,500.00	PC CONSULTING SERVICES INC SANTA ANA CA	02/19/2019	
227532	2200096949	02/14/2019	USD	182.78	PERKINELMER HEALTH SCIENCES INCHICAGO IL	02/19/2019	
227533	2200096994	02/14/2019	USD	5,593.89	PONTON INDUSTRIES INC YORBA LINDA CA	02/25/2019	
227534	2200097038	02/14/2019	USD	6,840.00	PRECISION GARAGE DOORS & GATESYUCCA VALLEY CA	02/20/2019	
227535	2200096987	02/14/2019	USD	2,651.86	PSOMAS LOS ANGELES CA	02/20/2019	
227536	2200096950	02/14/2019	USD	1,169.46	RAMONA TIRE & SERVICE CENTERS HEMET CA	02/21/2019	
227537	2200096943	02/14/2019	USD	335.72	REM LOCK & KEY ONTARIO CA	02/20/2019	
227538	2200097014	02/14/2019	USD	789.85	RDO TRUST # 80-5800 LAKESIDE CA	02/20/2019	
227539	2200097006	02/14/2019	USD	794.25	READY REFRESH BY NESTLE LOUISVILLE KY	02/21/2019	
227540	2200096985	02/14/2019	USD	1,573.65	RESTEK CORP LANCASTER PA	02/20/2019	
227541	2200096951	02/14/2019	USD	810.70	RMA GROUP RANCHO CUCAMONGA CA	02/26/2019	
227542	2200096962	02/14/2019	USD	45,124.20	ROCKWELL ENGINEERING & EQUIPMEJUSTIN CA	02/19/2019	
227543	2200096952	02/14/2019	USD	28,693.58	ROYAL INDUSTRIAL SOLUTIONS LOS ANGELES CA	02/19/2019	
227544	2200097000	02/14/2019	USD	264.09	RSD LAKE FOREST CA	02/19/2019	
227545	2200097046	02/14/2019	USD	36,988.76	S3CC IT CONSULTING DUBLIN CA	02/28/2019	

Inland Empire Util. Agency
 Chino, CA
 Company code 1000

Check Register
 CBB Disbursement Account-February 2019

03/16/2019 / 14:07:04
 User: CCAMPBRL
 Page: 5

Bank		CBB		CITIZENS BUSINESS BANK		ONTARIO CA 917610000	
Bank Key		122234149					
Acct number		CHECK		231167641			
Check							
Check number from to	Payment	Pmnt date	Crcy	Amount paid (FC)	Recipient/void reason code	Enca./void	
227546	2200096981	02/14/2019	USD	11,945.60	SIERRA INSTRUMENTS MONTEREY CA	02/20/2019	
227547	2200096991	02/14/2019	USD	11,093.96	SIERRA INSTRUMENTS INC MONTEREY CA	02/20/2019	
227548	2200096971	02/14/2019	USD	150.85	SIGMA-ALDRICH INC ATLANTA GA	02/19/2019	
227549	2200097022	02/14/2019	USD	50.00	SIGNATURE SCUBA RANCHO CUCAMONGA CA	02/26/2019	
227550	2200097077	02/14/2019	USD	567.55	SMITH, JASON D CHINO HILLS CA	02/15/2019	
227551	2200097050	02/14/2019	USD	116,484.99	SO CALIF EDISON ROSEMEAD CA	02/20/2019	
227552	2200097051	02/14/2019	USD	3,938.95	SO CALIF GAS MONTEREY PARK CA	02/21/2019	
227553	2200096960	02/14/2019	USD	264.71	SOUTH COAST AQMD DIAMOND BAR CA		
227554	2200097001	02/14/2019	USD	6,100.00	SOUTHERN CALIFORNIA EDISON ROSEMEAD CA	02/22/2019	
227555	2200096956	02/14/2019	USD	3,548.51	SPARKLING INSTRUMENTS LLC IRVINE CA	02/20/2019	
227556	2200097020	02/14/2019	USD	3,261.68	STAFFING NETWORK LLC CAROL STREAM IL	02/21/2019	
227557	2200096955	02/14/2019	USD	965.27	SUEZ TREATMENT SOLUTIONS INC BALTIMORE MD	02/19/2019	
227558	2200096957	02/14/2019	USD	290.81	SUNSHINE FILTERS OF PINELLAS FLARGO FL	02/21/2019	
227559	2200096995	02/14/2019	USD	1,050.83	SUPPORT PRODUCT SERVICES INC MURRIETA CA	02/26/2019	
227560	2200096999	02/14/2019	USD	1,447,479.22	SWRCB ACCOUNTING OFFICE SACRAMENTO CA	02/21/2019	
227561	2200096982	02/14/2019	USD	1,395.36	TELEPHONE INSTRUMENTS INC CHICAGO IL	02/19/2019	
227562	2200096959	02/14/2019	USD	9,703.35	TETRA TECH INC DENVER CO	02/19/2019	
227563	2200097043	02/14/2019	USD	7,245.00	THE SOLIS GROUP PASADENA CA	03/01/2019	
227564	2200097010	02/14/2019	USD	3,206.05	THOMAS HARDER & CO INC ANAHEIM CA	02/28/2019	
227565	2200097028	02/14/2019	USD	62,567.20	TONY PAINTING GARDEN GROVE CA	02/20/2019	
227566	2200097035	02/14/2019	USD	199.16	TRANSENE COMPANY INC DANVERS MA	02/21/2019	
227567	2200097070	02/14/2019	USD	90.48	TRAUOGOTT, JEFF CHINO HILLS CA	03/05/2019	
227568	2200096978	02/14/2019	USD	150.00	TRI STATE ENVIRONMENTAL SAN BERNARDINO CA	02/25/2019	
227569	2200097040	02/14/2019	USD	685.70	TROKSPECT INC WHITTIER CA	02/26/2019	
227570	2200096986	02/14/2019	USD	186.00	U S HEALTHWORKS MEDICAL GROUP LOS ANGELES CA	02/19/2019	
227571	2200096953	02/14/2019	USD	313.60	UNDERGROUND SERVICE ALERT/SC CORONA CA	03/06/2019	
227572	2200097062	02/14/2019	USD	243.33	US DEPARTMENT OF EDUCATION ATLANTA GA	02/22/2019	
227573	2200097026	02/14/2019	USD	5,768.72	VARIGREEN MECHANICAL SERVICES CERRITOS CA	02/26/2019	
227574	2200097053	02/14/2019	USD	460.18	VERIZON BUSINESS ALBANY NY	02/20/2019	
227575	2200097032	02/14/2019	USD	7,828.84	VIRAMONTES EXPRESS INC CORONA CA		
227576	2200096976	02/14/2019	USD	5,598.76	WASTE MANAGEMENT OF LOS ANGELES CA	02/20/2019	
227577	2200097037	02/14/2019	USD	10,000.00	WATER RESEARCH FOUNDATION ALEXANDRIA VA	03/04/2019	
227578	2200097081	02/14/2019	USD	300.00	WILKRFORD, THEODORE FONTANA CA	02/21/2019	
227579	2200097082	02/14/2019	USD	300.00	WONG, JERRY RANCHO CUCAMONGA CA	02/22/2019	
227580	2200096998	02/14/2019	USD	1,019.98	WORLDWIDE EXPRESS ALBANY NY	02/19/2019	
227583	2200097089	02/19/2019	USD	616.00	WEDRICK FIRE PROTECTION CHINO CA	02/26/2019	
227584	2200097122	02/21/2019	USD	785.67	WESTERN WEST INC PASADENA CA	02/25/2019	
227585	2200097159	02/21/2019	USD	406.66	AMERICAN PRINTING & PROMOTIONSCHINO CA	03/06/2019	
227586	2200097128	02/21/2019	USD	305.40	APPLEBONE EMPLOYMENT SERVICES GLENDALE CA	02/26/2019	
227587	2200097189	02/21/2019	USD	100.00	ARMENDAREZ III, JESUS M FONTANA CA		
227588	2200097168	02/21/2019	USD	147.96	ASAP INDUSTRIAL SUPPLY FONTANA CA	02/26/2019	
227589	2200097171	02/21/2019	USD	115,523.80	ATCOM ENGINEERING CONSTRUCTION HEMET CA	03/01/2019	
227590	2200097174	02/21/2019	USD	526.52	AUTOZONE INC ATLANTA GA	02/26/2019	
227591	2200097213	02/21/2019	USD	50.00	Anuvattanchai, Kevin Chino Hills CA		

Bank		CBB	CITIZENS BUSINESS BANK		ONTARIO CA 917610000	
Bank Key		122234149				
Acct number		CHECK	231167641			
Check						
Check number from to	Payment	Pmnt date	Crcy	Amount paid (FC)	Recipient/void reason code	Enca./void
227592	2200097169	02/21/2019	USD	70,015.00	BIG SKY ELECTRIC INC UPLAND CA	02/26/2019
227593	2200097154	02/21/2019	USD	100.00	BOWMAN, JIM W ONTARIO CA	02/27/2019
227594	2200097130	02/21/2019	USD	3,684.00	CALLIF WATER ENVIRONMENT ASSOC OAKLAND CA	03/08/2019
227595	2200097179	02/21/2019	USD	11,379.39	CALIFORNIA WATER TECHNOLOGIES, PASADENA CA	02/25/2019
227596	2200097195	02/21/2019	USD	15,000.00	CALIFORNIA WATER EFFICIENCY SACRAMENTO CA	03/11/2019
227597	2200097211	02/21/2019	USD	87.00	CAMBIASO, PIETRO CHINO HILLS CA	02/25/2019
227598	2200097133	02/21/2019	USD	1,040.00	CAPO SOQUEL CA	
227599	2200097165	02/21/2019	USD	29,999.98	CARRIER CORPORATION FARMINGTON CT	03/01/2019
227600	2200097198	02/21/2019	USD	388,976.45	CASCADE DRILLING LP BOTHELL WA	03/06/2019
227601	2200097131	02/21/2019	USD	518.95	CHINO BASIN WATER CONSERVATIONMONICLAIR CA	
227602	2200097129	02/21/2019	USD	10,777.44	CHINO BASIN WATERMASTER RANCHO CUCAMONGA CA	02/27/2019
227603	2200097143	02/21/2019	USD	360.69	CHINO VALLEY UNIFIED SCHOOL DICHINO CA	02/27/2019
227604	2200097157	02/21/2019	USD	1,965.34	CINTAS CORPORATION LOC#150 PHOENIX AZ	02/26/2019
227605	2200097140	02/21/2019	USD	170.20	CINTAS FIRST AID & SAFETY LOCCINCINNATI OH	03/04/2019
227606	2200097200	02/21/2019	USD	583.31	CITY OF CHINO CHINO CA	02/25/2019
227607	2200097142	02/21/2019	USD	279.70	CLEMENT COMMUNICATIONS INC CAROL STREAM IL	03/01/2019
227608	2200097110	02/21/2019	USD	293.08	COLE FARMER INSTRUMENT CO CHICAGO IL	02/27/2019
227609	2200097126	02/21/2019	USD	342.36	CUCAMONGA VALLEY WATER DISTRICTRANCHO CUCAMONGA CA	03/11/2019
227610	2200097167	02/21/2019	USD	790.00	DAVID WHEELER'S PEST CONTROL, NORCO CA	03/01/2019
227611	2200097173	02/21/2019	USD	10,310.19	ELECTRO-CHEMICAL DEVICES, INC ANAHEIM CA	02/26/2019
227612	2200097204	02/21/2019	USD	4,950.00	EMPLOYMENT DEVELOPMENT DEPARIM SACRAMENTO CA	02/26/2019
227613	2200097172	02/21/2019	USD	955.00	EUROFINS EATON ANALYTICAL LLC GRAPEVINE TX	02/26/2019
227614	2200097209	02/21/2019	USD	2,171.52	FIDELITY SECURITY LIFE INSURANCINCINNATI OH	02/27/2019
227615	2200097112	02/21/2019	USD	126.57	FISHER SCIENTIFIC LOS ANGELES CA	02/25/2019
227616	2200097113	02/21/2019	USD	14,888.75	FLO SYSTEMS INC ANAHEIM HILLS CA	03/01/2019
227617	2200097203	02/21/2019	USD	682.06	FRONTIER COMMUNICATIONS CORP CINCINNATI OH	03/01/2019
227618	2200097127	02/21/2019	USD	311.93	GENERAL BOTTLE INC LOS ANGELES CA	02/27/2019
227619	2200097170	02/21/2019	USD	115,999.85	GHD PASADENA CA	02/26/2019
227620	2200097191	02/21/2019	USD	894.52	GLASDON INC SANDSTON VA	02/27/2019
227621	2200097194	02/21/2019	USD	76,628.36	GWINDO CONSTRUCTION & ENGINEERONTARIO CA	02/28/2019
227622	2200097147	02/21/2019	USD	8,000.00	INNOVATIVE FEDERAL STRATEGIES WASHINGTON DC	02/28/2019
227623	2200097149	02/21/2019	USD	189.00	INSTITUTE OF INDUSTRIAL ENGINEERNORCROSS GA	02/26/2019
227624	2200097134	02/21/2019	USD	45,904.38	J F SHEA CONSTRUCTION INC WALNUT CA	02/26/2019
227625	2200097212	02/21/2019	USD	52.20	JUAREZ, CRUZ CHINO HILLS CA	03/04/2019
227626	2200097197	02/21/2019	USD	421,610.88	KIEWIT INFRASTRUCTURE WEST CO SANTA FE SPRINGS CA	
227627	2200097210	02/21/2019	USD	38.98	KLING, WANDA CHINO HILLS CA	
227628	2200097208	02/21/2019	USD	253.15	LEGALSHIELD ADA OK	02/27/2019
227629	2200097207	02/21/2019	USD	15,081.07	LIFE INSURANCE COMPANY OF PHILADELPHIA PA	03/05/2019
227630	2200097184	02/21/2019	USD	898.60	MANAGED MOBILE INC FLACENTIA CA	02/26/2019
227631	2200097160	02/21/2019	USD	4,465.00	MAUREEN ERBEZNIK AND ASSOCIATELOS ANGELES CA	02/26/2019
227632	2200097136	02/21/2019	USD	110.88	MIDPOINT BEARING ONTARIO CA	02/25/2019
227633	2200097150	02/21/2019	USD	11,704.27	MIKE BUBALO CONSTRUCTION CO INBALDWIN PARK CA	02/26/2019
227634	2200097193	02/21/2019	USD	336,512.98	MYERS AND SONS CONSTRUCTION LIPSACRAMENTO CA	02/26/2019
227635	2200097153	02/21/2019	USD	47,093.40	NPG CORPORATION FERRIS CA	02/27/2019

Bank		CITIZENS BUSINESS BANK		ONTARIO CA 917610000		
Bank Key		122234149				
Acct number		CHECK 231167641				
Check						
Check number from to	Payment	Print date	Crcy	Amount paid (FC)	Recipient/void reason code	Enca./void
227636	2200097111	02/21/2019	USD	2,361.43	OFFICE DEPOT PHOENIX AZ	02/26/2019
227637	2200097188	02/21/2019	USD	860.92	ON TIME SUPPLIES ATLANTA GA	03/04/2019
227638	2200097201	02/21/2019	USD	4,316.37	ONTARIO MUNICIPAL UTILITIES COONTARIO CA	02/25/2019
227639	2200097186	02/21/2019	USD	3,416.42	PACIFIC COURIERS INC ORANGE CA	02/26/2019
227640	2200097114	02/21/2019	USD	70.73	BRITTON SALES CORP ONTARIO CA	02/26/2019
227641	2200097115	02/21/2019	USD	40,156.00	BERKINELMER HEALTH SCIENCES INCHICAGO IL	02/28/2019
227642	2200097206	02/21/2019	USD	205.38	PERS LONG TERM CARE PROGRAM PASADENA CA	02/25/2019
227643	2200097123	02/21/2019	USD	2,402.89	PEDE'S ROAD SERVICE FULLERTON CA	02/26/2019
227644	2200097145	02/21/2019	USD	401.43	PONTON INDUSTRIES INC YORBA LINDA CA	03/04/2019
227645	2200097163	02/21/2019	USD	7,911.72	POWERFLO PRODUCTS INC CYPRESS CA	02/27/2019
227646	2200097187	02/21/2019	USD	3,261.54	PRIORITY BUILDING SERVICES LLCBREA CA	02/27/2019
227647	2200097141	02/21/2019	USD	4,105.30	PSOMAS LOS ANGELES CA	02/25/2019
227648	2200097116	02/21/2019	USD	695.64	RAMONA TIRE & SERVICE CENTERS HEMET CA	02/27/2019
227649	2200097117	02/21/2019	USD	155.50	RAYNE WATER CONDITIONING COVINA CA	02/25/2019
227650	2200097109	02/21/2019	USD	725.00	REM LOCK & KEY ONTARIO CA	02/28/2019
227651	2200097183	02/21/2019	USD	585.08	RIALTO UNIFIED SCHOOL DISTRICTRIALTO CA	03/06/2019
227652	2200097118	02/21/2019	USD	7,530.45	RWA GROUP RANCHO CUCAMONGA CA	03/01/2019
227653	2200097177	02/21/2019	USD	20,000.00	ROBERTS CONSULTING GROUP INC RANCHO MIRAGE CA	02/26/2019
227654	2200097158	02/21/2019	USD	100.00	ROGERS, PETER J CHINO HILLS CA	
227655	2200097119	02/21/2019	USD	14,132.54	ROYAL INDUSTRIAL SOLUTIONS LOS ANGELES CA	02/25/2019
227656	2200097152	02/21/2019	USD	109.25	RSB LAKE FOREST CA	02/25/2019
227657	2200097162	02/21/2019	USD	4,501.75	SAFE-ENTRY TECHNICAL INC RANCHO CUCAMONGA CA	02/26/2019
227658	2200097156	02/21/2019	USD	16,091.60	SCW CONTRACTING CORPORATION FALLBROOK CA	02/28/2019
227659	2200097192	02/21/2019	USD	990.00	SERGIO D FIERRO HACIENDA HEIGHTS CA	02/28/2019
227660	2200097202	02/21/2019	USD	94,845.96	SO CALIF EDISON ROSEMEAD CA	02/27/2019
227661	2200097161	02/21/2019	USD	170.00	SOCIETY FOR MAINTENANCE AND ATLANTA GA	03/08/2019
227662	2200097182	02/21/2019	USD	71,091.16	SOUTHERN CONTRACTING COMPANY SAN MARCOS CA	02/26/2019
227663	2200097120	02/21/2019	USD	125.00	SOUTHWEST ALARM SERVICE UPLAND CA	03/01/2019
227664	2200097176	02/21/2019	USD	2,818.91	STAFFING NETWORK LLC CAROL STREAM IL	03/01/2019
227665	2200097155	02/21/2019	USD	98,830.27	STANEK CONSTRUCTORS INC ESCONDIDO CA	03/11/2019
227666	2200097151	02/21/2019	USD	95,350.93	STANTEC CONSULTING INC CHICAGO IL	02/27/2019
227667	2200097178	02/21/2019	USD	100.00	STONE, DEBRA KAYE UPLAND CA	
227668	2200097138	02/21/2019	USD	1,440.00	STRADLING YOCOA CARLSON & RADINEPORT BEACH CA	02/25/2019
227669	2200097125	02/21/2019	USD	12,427.74	SUNRISE COLLISION CENTER FONTANA CA	03/08/2019
227670	2200097137	02/21/2019	USD	2,102.75	TELEDYNE INSTRUMENTS INC CHICAGO IL	02/26/2019
227671	2200097124	02/21/2019	USD	3,490.00	TETRA TECH INC DENVER CO	02/27/2019
227672	2200097164	02/21/2019	USD	7,640.10	THOMAS HARDER & CO INC ANAHEIM CA	02/28/2019
227673	2200097175	02/21/2019	USD	100.00	TIEGS, KATHLEEN ALTA LOMA CA	03/12/2019
227674	2200097135	02/21/2019	USD	150.00	TRI STATE ENVIRONMENTAL SAN BERNARDINO CA	03/04/2019
227675	2200097181	02/21/2019	USD	375.00	TRIEPEI SMITH AND ASSOCIATES, IRVINE CA	03/04/2019
227676	2200097148	02/21/2019	USD	2,525.00	TRUSSELL TECHNOLOGIES INC PASADENA CA	02/28/2019
227677	2200097166	02/21/2019	USD	100.00	ULLOA, EUNICE M CHINO CA	03/11/2019
227678	2200097146	02/21/2019	USD	552.76	URIMAGE BLOOMINGTON CA	02/27/2019
227679	2200097180	02/21/2019	USD	862.75	V3IT CONSULTING INC NAPERVILLE IL	02/26/2019

Bank		CEB CITIZENS BUSINESS BANK		ONTARIO CA 91761000		
Bank Key		122234149				
Acct number		CHECK 231167641				
Check						
Check number from to	Payment	Pmnt date	Crcy	Amount paid (FC)	Recipient/void reason code	Enca./void
227680	2200097190	02/21/2019	USD	1,272.65	VECTORUSA TORRANCE CA	02/26/2019
227681	2200097139	02/21/2019	USD	1,251.84	VERIZON WIRELESS DALLAS TX	02/27/2019
227682	2200097185	02/21/2019	USD	100.00	VINCENT, TRISHA LYNN MONICLAIR CA	
227683	2200097199	02/21/2019	USD	1,326.33	VITEC INC CLEVELAND OH	02/27/2019
227684	2200097144	02/21/2019	USD	138,281.84	W A RASIC CONSTRUCTION CO INC LONG BEACH CA	02/26/2019
227685	2200097121	02/21/2019	USD	16,812.20	WEST VALLEY MOSQUITO AND ONTARIO CA	02/25/2019
227686	2200097132	02/21/2019	USD	16,226.90	WESTERN ANALYTICAL LABORATORIECHINO CA	02/25/2019
227687	2200097205	02/21/2019	USD	2,110.93	WESTERN DENTAL PLAN ORANGE CA	02/26/2019
227689	2200097225	02/25/2019	USD	334.26	COLONIAL LIFE & ACCIDENT INSURCOLUMBIA SC	03/01/2019
227690	2200097223	02/25/2019	USD	790.25	HOME DEPOT CREDIT SERVICES PHOENIX AZ	03/04/2019
227691	2200097224	02/25/2019	USD	4,093.38	KONICA MINOLTA PASADENA CA	02/28/2019
227692	2200097226	02/25/2019	USD	25.00	WILCO LIFE INSURANCE COMPANY CHARLOTTE NC	03/05/2019
227693	2200097357	02/26/2019	USD	42,160.90	SO CALIF EDISON ROSEMEAD CA	03/04/2019
227694	2200097377	02/27/2019	USD	1,385.16	AIRGAS WEST INC PASADENA CA	03/04/2019
227695	2200097426	02/27/2019	USD	4,273.72	ALLIED UNIVERSAL SECURITY SERV PASADENA CA	03/04/2019
227696	2200097468	02/27/2019	USD	188.02	AMERICAN HERITAGE LIFE INSURANDALLAS TX	03/13/2019
227697	2200097434	02/27/2019	USD	250.00	AMERICAN SOCIETY OF CIVIL ENGRIVERSIDE CA	03/05/2019
227698	2200097397	02/27/2019	USD	375.00	ASBCSD HESPERIA CA	
227699	2200097437	02/27/2019	USD	12,445.84	ATKINSON, ANDELSON, LOYA, RUUDCERRITOS CA	03/06/2019
227700	2200097436	02/27/2019	USD	147.53	AUTOZONE INC ATLANTA GA	03/05/2019
227701	2200097446	02/27/2019	USD	5,201.59	BANNER BANK CARLSBAD CA	03/07/2019
227702	2200097455	02/27/2019	USD	30,232.53	BETSY JACOBSON AND ASSOCIATES ENCINITAS CA	03/11/2019
227703	2200097464	02/27/2019	USD	187.74	BREIG, ANNA VICTORVILLE CA	
227704	2200097440	02/27/2019	USD	19,050.88	BRIGHTVIEW LANDSCAPE SERVICES PASADENA CA	03/04/2019
227705	2200097383	02/27/2019	USD	613.00	CALIF WATER ENVIRONMENT ASSOC OAKLAND CA	
227706	2200097441	02/27/2019	USD	8,480.82	CALIFORNIA WATER TECHNOLOGIES, PASADENA CA	03/04/2019
227707	2200097483	02/27/2019	USD	98.42	CARL H TAYLOR III CRYSTAL RIVER FL	03/06/2019
227708	2200097404	02/27/2019	USD	49,346.50	CASC ENGINEERING AND CONSULTINCOLITON CA	03/06/2019
227709	2200097458	02/27/2019	USD	3,882.46	CAUSEY CONSULTING WALNUT CREEK CA	
227710	2200097382	02/27/2019	USD	11,855.43	CHINO BASIN WATERMASTER RANCHO CUCAMONGA CA	03/06/2019
227711	2200097390	02/27/2019	USD	39.50	CHINO CREEK TOASTMASTER CLUB CHINO HILLS CA	
227712	2200097420	02/27/2019	USD	3,425.19	CINDAS CORPORATION LOC#150 PHOENIX AZ	03/05/2019
227713	2200097481	02/27/2019	USD	415.00	CITY EMPLOYEES ASSOCIATES LONG BEACH CA	03/05/2019
227714	2200097423	02/27/2019	USD	142.50	CONCENTRA MEDICAL CENTERS RANCHO CUCAMONGA CA	03/07/2019
227715	2200097430	02/27/2019	USD	20,640.00	CORRPRO COMPANIES INC DALLAS TX	03/06/2019
227716	2200097424	02/27/2019	USD	1,788.25	CPS HUMAN RESOURCE SERVICES SACRAMENTO CA	03/05/2019
227717	2200097427	02/27/2019	USD	18,310.39	CRUMP & CO INC PASADENA CA	03/08/2019
227718	2200097451	02/27/2019	USD	30,235.00	CSI SERVICES INC SANTA CLARITA CA	03/12/2019
227719	2200097484	02/27/2019	USD	42.92	CUNNINGHAM, RICHARD CHINO HILLS CA	03/07/2019
227720	2200097432	02/27/2019	USD	4,510.00	DAVID WHEELER'S PEST CONTROL, NORCO CA	03/06/2019
227721	2200097435	02/27/2019	USD	2,245.00	EUROFINS FAION ANALYTICAL LLC GRAPEVINE TX	03/05/2019
227722	2200097395	02/27/2019	USD	1,687.16	EXPRESS PIPE & SUPPLY INC ANAHEIM CA	03/05/2019
227723	2200097365	02/27/2019	USD	1,465.52	FISHER SCIENTIFIC LOS ANGELES CA	03/04/2019
227724	2200097380	02/27/2019	USD	159.32	FONTANA HERALD NEWS FONTANA CA	03/06/2019

Bank		CBB		CITIZENS BUSINESS BANK		ONTARIO CA 917610000	
Bank Key		122234149					
Acct number		CHECK		231167641			
Check							
Check number from to	Payment	Print date	Crcy	Amount paid (FC)	Recipient/void reason code	Enca./void	
227725	2200097480	02/27/2019	USD	187.44	FRANCHISE TAX BOARD SACRAMENTO CA		
227726	2200097463	02/27/2019	USD	35.11	FRONTIER COMMUNICATIONS CORP CINCINNATI OH	03/06/2019	
227727	2200097366	02/27/2019	USD	5,194.28	GIERLICH MITCHELL INC PASO ROBLES CA	03/05/2019	
227728	2200097410	02/27/2019	USD	4,295.00	GOLDEN STATE LABOR COMPLIANCE PALMDALE CA		
227729	2200097379	02/27/2019	USD	1,532.96	GRAINGER PALATINE IL	03/05/2019	
227730	2200097467	02/27/2019	USD	511.48	HOEBS, DIANA APPLE VALLEY CA	03/05/2019	
227731	2200097368	02/27/2019	USD	693.37	HOME DEPOT CREDIT SERVICES PHOENIX AZ	03/04/2019	
227732	2200097465	02/27/2019	USD	511.48	HORNE, WILLIAM YUCCA VALLEY CA	03/04/2019	
227733	2200097394	02/27/2019	USD	11.12	INDUSTRIAL SUPPLY COMPANY ONTARIO CA	03/05/2019	
227734	2200097473	02/27/2019	USD	51.00	INLAND EMPIRE UNITED WAY RANCHO CUCAMONGA CA	03/05/2019	
227735	2200097416	02/27/2019	USD	636.00	INSIDE PLANTS INC CORONA CA	03/07/2019	
227736	2200097489	02/27/2019	USD	590.00	JAHN, JERRY CHINO HILLS CA	03/11/2019	
227737	2200097388	02/27/2019	USD	1,729.60	KONICA MINOLTA BUSINESS SOLUTIONS PASADENA CA	03/04/2019	
227738	2200097479	02/27/2019	USD	14,983.19	LIFE INSURANCE COMPANY OF PHILADELPHIA PA	03/06/2019	
227739	2200097401	02/27/2019	USD	500.00	LOS SIERRANOS GOLF & COUNTRY CLCHINO HILLS CA		
227740	2200097445	02/27/2019	USD	629.16	MANAGED MOBILE INC PLACENTIA CA	03/05/2019	
227741	2200097387	02/27/2019	USD	5,400.00	MBC AQUATIC SCIENCES INC COSTA MESA CA	03/06/2019	
227742	2200097456	02/27/2019	USD	11,007.92	MEANS CONSULTING LLC NEWPORT BEACH CA	03/04/2019	
227743	2200097439	02/27/2019	USD	2,022.12	MICROAGE PHOENIX AZ	03/05/2019	
227744	2200097466	02/27/2019	USD	806.38	MILLER, ELMER L BLUE JAY CA		
227745	2200097447	02/27/2019	USD	16,100.00	MWH CONSTRUCTORS INC BROOMFIELD CO	03/06/2019	
227746	2200097428	02/27/2019	USD	5,745.51	MYERS & SONS HI-WAY SAFETY INCCHINO CA	03/05/2019	
227747	2200097490	02/27/2019	USD	170.00	NASHED, KIROLS CHINO HILLS CA		
227748	2200097364	02/27/2019	USD	284.53	OFFICE DEPOT PHOENIX AZ	03/05/2019	
227749	2200097400	02/27/2019	USD	211.50	OLSON HAGEL & FISHEURN LLP SACRAMENTO CA	03/05/2019	
227750	2200097460	02/27/2019	USD	74.04	ONTARIO MUNICIPAL UTILITIES COONTARIO CA	03/05/2019	
227751	2200097488	02/27/2019	USD	60.00	PARKER, STEPHEN CHINO HILLS CA		
227752	2200097370	02/27/2019	USD	6,850.00	PERKINELMER HEALTH SCIENCES INCHICAGO IL	03/06/2019	
227753	2200097478	02/27/2019	USD	205.38	PERS LONG TERM CARE PROGRAM PASADENA CA	03/04/2019	
227754	2200097378	02/27/2019	USD	866.07	PETTY CASH EXPENDITURES CHINO CA	03/04/2019	
227755	2200097454	02/27/2019	USD	1,646.67	PROFTECHNIK INC PITTSBURGH PA	03/06/2019	
227756	2200097371	02/27/2019	USD	110.50	RAYNE WATER CONDITIONING COVINA CA	03/04/2019	
227757	2200097487	02/27/2019	USD	2,847.00	REED, MICHELLE CHINO HILLS CA	03/06/2019	
227758	2200097412	02/27/2019	USD	13,989.29	RMC WATER AND ENVIRONMENT BOSTON MA	03/05/2019	
227759	2200097429	02/27/2019	USD	6,190.00	ROGERS ANDERSON MALODY & SCOTT SAN BERNARDINO CA	03/04/2019	
227760	2200097372	02/27/2019	USD	10,394.95	ROYAL INDUSTRIAL SOLUTIONS LOS ANGELES CA	03/04/2019	
227761	2200097418	02/27/2019	USD	396.80	RSD LAKE FOREST CA	03/04/2019	
227762	2200097415	02/27/2019	USD	825.00	SAFETY MANAGEMENT SYSTEMS IRVINE CA	03/07/2019	
227763	2200097469	02/27/2019	USD	828.77	SHERIFF'S COURT SERVICES SAN BERNARDINO CA	03/07/2019	
227764	2200097491	02/27/2019	USD	80.00	SHOAF, SUSANNAH CHINO HILLS CA	03/05/2019	
227765	2200097384	02/27/2019	USD	481.02	SIGMA-ALDRICH INC ATLANTA GA	03/05/2019	
227766	2200097461	02/27/2019	USD	559.58	SO CALIF GAS MONTEREY PARK CA	03/06/2019	
227767	2200097419	02/27/2019	USD	360.00	SOUTHWEST MEMBRANE OPERATOR ASVISTA CA		
227768	2200097438	02/27/2019	USD	3,970.30	STAFFING NETWORK LLC CAROL STREAM IL	03/05/2019	

Inland Empire Util. Agency
 Chino, CA
 Company code 1000

Check Register
 CEB Disbursement Account-February 2019

03/16/2019 / 14:07:04
 User: CCAMPBEL
 Page: 10

Bank		CEB		CITIZENS BUSINESS BANK		ONTARIO CA 917610000	
Bank Key		122234149					
Acct number		CHECK		231167641			
Check							
Check number from to	Payment	Pmnt date	Crcy	Amount paid (FC)	Recipient/void reason code	Enca./void	
227769	2200097449	02/27/2019	USD	874.94	STORETRIEVE LLC PASADENA CA		
227770	2200097422	02/27/2019	USD	32,358.44	SUN WIRELESS SAN DIEGO CA		03/04/2019
227771	2200097408	02/27/2019	USD	2,655.27	SUPPORT PRODUCT SERVICES INC MORRIETA CA		03/06/2019
227772	2200097396	02/27/2019	USD	1,127.07	TELEDYNE INSTRUMENTS INC CHICAGO IL		
227773	2200097492	02/27/2019	USD	138.73	THOMPSON, CHRISTINE CHINO HILLS CA		03/06/2019
227774	2200097486	02/27/2019	USD	116.63	TRAUGOTT, JEFF CHINO HILLS CA		03/04/2019
227775	2200097402	02/27/2019	USD	1,686.11	U S BANK NA MINNEAPOLIS MN		03/06/2019
227776	2200097399	02/27/2019	USD	235.50	U S HEALTHWORKS MEDICAL GROUP LOS ANGELES CA		03/05/2019
227777	2200097373	02/27/2019	USD	728.09	UNDERGROUND SERVICE ALERT/SC CORONA CA		03/04/2019
227778	2200097411	02/27/2019	USD	204.72	URIMAGE BLOOMINGTON CA		03/11/2019
227779	2200097425	02/27/2019	USD	8,078.57	US BANK VOYAGER FLEET SYSTEMS KANSAS CITY MO		03/06/2019
227780	2200097475	02/27/2019	USD	243.33	US DEPARTMENT OF EDUCATION ATLANTA GA		03/06/2019
227781	2200097398	02/27/2019	USD	6,910.93	VERIZON WIRELESS DALLAS TX		03/07/2019
227782	2200097448	02/27/2019	USD	42,828.08	VIRAMONTES EXPRESS INC CORONA CA		03/06/2019
227783	2200097375	02/27/2019	USD	109.78	VISTA PAINT CORP FULLERTON CA		
227784	2200097405	02/27/2019	USD	16,133.61	W A BASIC CONSTRUCTION CO INC LONG BEACH CA		03/05/2019
227785	2200097389	02/27/2019	USD	3,659.93	WASTE MANAGEMENT OF LOS ANGELES CA		03/06/2019
227786	2200097385	02/27/2019	USD	2,014.20	WESTERN ANALYTICAL LABORATORIECHINO CA		03/06/2019
227787	2200097485	02/27/2019	USD	958.00	ZIEGENBEIN, JEFF CHINO HILLS CA		03/08/2019
* Payment method Check			USD	6,939,421.99			

Inland Empire Util. Agency
 Chino, CA
 Company code 1000

Check Register
 CBB Disbursement Account-February 2019

03/16/2019 / 14:07:04
 User: CCAMPBEL
 Page: 11

Bank	CBB	CITIZENS BUSINESS BANK				ONTARIO CA 917610000
Bank Key	122234149					
Acct number	CHECK	231167641				
Separate Check						
Check number from to	Payment	Pmnt date	Crcy	Amount paid (FC)	Recipient/void reason code	Enca./void
227581	2200096961	02/14/2019	USD	9,850.00	SOUTH COAST AQMD DIAMOND BAR CA	03/12/2019
227582	2200097002	02/14/2019	USD	1,707.57	SOUTHERN CALIFORNIA EDISON ROSEMEAD CA	02/21/2019
227688	2200097196	02/21/2019	USD	30,845.28	CALIFORNIA WATER EFFICIENCY SACRAMENTO CA	03/11/2019
* Payment method Separate Check			USD	42,402.85		

Total of all entries

Check Register
CBS Disbursement Account-February 2019

03/16/2019 / 14:07:04
User: CCAMPBRL
Page: 12

Check number from to	Payment	Pmt date	Crcy	Amount paid (FC)	Recipient/void reason code	Enca./void
**			USD	6,981,824.84		

Attachment 2B

Workers' Comp Checks

Inland Empire Util. Agency
 Chino, CA
 Company code 1000

Check Register
 CEB Workers Comp Account-February 2019

03/16/2019 / 14:06:04
 User: CCAMPBEL
 Page: 1

Bank		CEB		CITIZENS BUSINESS BANK		ONTARIO CA 917610000	
Bank Key		122234149					
Acct number		WCOMP		231159290			
Checks created manually							
Check number	from to	Payment	Pmt date	Crcy	Amount paid (FC)	Recipient/void reason code	Enca./void
05079		2200097497	02/06/2019	USD	1,072.61	YORK RISK SERVICES GROUP INC RANCHO CUCAMONGA CA	
05080		2200097498	02/06/2019	USD	266.25	YORK RISK SERVICES GROUP INC RANCHO CUCAMONGA CA	02/14/2019
05081		2200097499	02/06/2019	USD	250.00	YORK RISK SERVICES GROUP INC RANCHO CUCAMONGA CA	02/11/2019
05082		2200097500	02/06/2019	USD	5,220.00	YORK RISK SERVICES GROUP INC RANCHO CUCAMONGA CA	02/11/2019
05083		2200097501	02/13/2019	USD	580.00	YORK RISK SERVICES GROUP INC RANCHO CUCAMONGA CA	03/01/2019
05084		2200097502	02/13/2019	USD	384.00	YORK RISK SERVICES GROUP INC RANCHO CUCAMONGA CA	02/13/2019
05085		2200097503	02/13/2019	USD	483.69	YORK RISK SERVICES GROUP INC RANCHO CUCAMONGA CA	02/19/2019
05086		2200097504	02/13/2019	USD	868.06	YORK RISK SERVICES GROUP INC RANCHO CUCAMONGA CA	02/19/2019
05087		2200097505	02/13/2019	USD	178.22	YORK RISK SERVICES GROUP INC RANCHO CUCAMONGA CA	02/19/2019
05088		2200097506	02/13/2019	USD	12.00	YORK RISK SERVICES GROUP INC RANCHO CUCAMONGA CA	02/19/2019
05089		2200097507	02/13/2019	USD	63.34	YORK RISK SERVICES GROUP INC RANCHO CUCAMONGA CA	02/25/2019
05090		2200097508	02/13/2019	USD	8.08	YORK RISK SERVICES GROUP INC RANCHO CUCAMONGA CA	02/19/2019
05091		2200097509	02/13/2019	USD	45.21	YORK RISK SERVICES GROUP INC RANCHO CUCAMONGA CA	02/19/2019
05092		2200097510	02/20/2019	USD	198.38	YORK RISK SERVICES GROUP INC RANCHO CUCAMONGA CA	02/19/2019
05093		2200097511	02/20/2019	USD	12.00	YORK RISK SERVICES GROUP INC RANCHO CUCAMONGA CA	02/27/2019
05094		2200097512	02/20/2019	USD	103.21	YORK RISK SERVICES GROUP INC RANCHO CUCAMONGA CA	02/26/2019
05095		2200097513	02/27/2019	USD	218.00	YORK RISK SERVICES GROUP INC RANCHO CUCAMONGA CA	02/25/2019
05096		2200097514	02/27/2019	USD	455.00	YORK RISK SERVICES GROUP INC RANCHO CUCAMONGA CA	03/04/2019
05097		2200097515	02/27/2019	USD	4,677.68	YORK RISK SERVICES GROUP INC RANCHO CUCAMONGA CA	03/04/2019
05098		2200097516	02/27/2019	USD	455.00	YORK RISK SERVICES GROUP INC RANCHO CUCAMONGA CA	
05099		2200097517	02/27/2019	USD	650.71	YORK RISK SERVICES GROUP INC RANCHO CUCAMONGA CA	
05100		2200097518	02/27/2019	USD	97.54	YORK RISK SERVICES GROUP INC RANCHO CUCAMONGA CA	03/04/2019
* Payment method Checks created manually				USD	16,298.98		

Total of all entries

Check Register
CBB Workers Comp Account-February 2019

03/16/2019 / 14:06:04
User: CCAMPEL
Page: 2

Check number from to	Payment	Print date	Crcy	Amount paid (FC)	Recipient/void reason code	Enca./void
**			USD	16,298.98		

Attachment 2C

Vendor ACHs

Check	Payee / Description	Amount
-------	---------------------	--------

ACH	SANTA ANA WATERSHED December 2018 Service	9436	97,728.09
	SANTA ANA WATERSHED	\$	97,728.09

ACH	UNIVAR USA INC TP1-12,194 Lbs Sodium Bisulfite CCWRP-12,700 Lbs Sodium Bisulfite TP1-11,869 Lbs Sodium Bisulfite RP5-12,124 Lbs Sodium Bisulfite	LA695336 LA697063 LA697504 LA697513	3,379.45 2,961.36 2,767.43 2,827.02
	UNIVAR USA INC	\$	11,935.26

ACH	CAROLLO ENGINEERS RW15003-6/2018 Professional Svcs	0168729	26,383.65
	CAROLLO ENGINEERS	\$	26,383.65

ACH	MCMASTER-CARR SUPPLY CO Masonry Drill Bits, Stud Anchors Cable, Hoops, Fuse Holder, Fuse, Locknut, O- V-Belts, Adapter, Outlet Box	85142746 85142747 84976928	460.67 266.87 166.86
	MCMASTER-CARR SUPPLY CO	\$	894.40

ACH	CHINO BASIN DESALTER AUTHORITY CDA-EN16021.90-IEUA Contrib #15—Proj C1 RSTRCTD CNTRB		139,258.36
	CHINO BASIN DESALTER AUTHORITY\$		139,258.36

ACH	INLAND EMPIRE REGIONAL 12/18 Biosolids	90023396	288,901.20
	INLAND EMPIRE REGIONAL	\$	288,901.20

ACH	OLIN CORP RP5-4,942 Gals Sodium Hypochlorite CCWRP-3,000 Gals Sodium Hypochlorite TP1-4,904 Gals Sodium Hypochlorite TP1-4,966 Gals Sodium Hypochlorite CCWRP-3,014 Gals Sodium Hypochlorite RP4-4,964 Gals Sodium Hypochlorite TP1-4,808 Gals Sodium Hypochlorite TP1-4,920 Gals Sodium Hypochlorite RP5-4,956 Gals Sodium Hypochlorite TP1-4,956 Gals Sodium Hypochlorite TP1-4,946 Gals Sodium Hypochlorite CCWRP-3,004 Gals Sodium Hypochlorite RP4-4,956 Gals Sodium Hypochlorite	2625901 2623703 2623704 2624573 2625287 2625899 2625900 2627943 2627942 2627489 2627071 2627070 2627069	3,825.11 2,514.00 3,795.70 3,843.68 2,525.73 3,842.14 3,721.39 3,808.08 3,835.94 3,835.94 3,828.20 2,517.35 3,835.94
	OLIN CORP	\$	45,729.20

ACH	FERREIRA COASTAL CONSTRUCTION EN19017-11/2018 Professional Services	5216-005	20,139.30
	FERREIRA COASTAL CONSTRUCTION	\$	20,139.30

ACH	JEREMY HARRIS CONSTRUCTION, IN		
-----	--------------------------------	--	--

Check	Payee / Description	Amount
	JrpBsn-Rmv Debris Above SSV Inlet Channe 3138	3,000.00
	JEREMY HARRIS CONSTRUCTION, IN\$	3,000.00
ACH	WEST COAST ADVISORS 1/19 Prof Svcs 12306	9,800.00
	WEST COAST ADVISORS \$	9,800.00
ACH	AMAZON BUSINESS 1 Large Digital Clock 1KNT-9XT7-94M 37.06 Greeting Cards,Nut/Bolt Thread Checker 1FRG-FXQG-NY 43.95 2 V Groove Wheels 1F4J-9DCK-DV4 131.39 2 Fire Extinguisher Signs 1PHN-CKJ7-HLV 18.54 10 Fire Extinguisher Signs 1WMG-XXT4-KD4 63.81	
	AMAZON BUSINESS \$	294.75
ACH	SHELL ENERGY NORTH AMERICA LP RP1-12/1-12/31 16400 2450 Phila St 9/1-9 2042 12/18 111,635.23 CCWRP/TP/RWP-12/1-12/31 14950 Tlphn 9/1- 2046 12/18 30,494.59	
	SHELL ENERGY NORTH AMERICA LP \$	142,129.82
ACH	SOLAR STAR CALIFORNIA V LLC CCWRP/TP/RWPS-12/1-12/31 14950 Telephone E02M0613-2469 1,495.74 RP5/TP5/HQA/B-12/1-12/31 6075 Kimball Av E02M0614-2469 9,518.68 RP1-12/1-12/31 2450 Phila St E02M0615-2469 11,238.66	
	SOLAR STAR CALIFORNIA V LLC \$	22,253.08
ACH	IEUA EMPLOYEES' ASSOCIATION P/R DIR 2 2/6/19 Employee Ded HR 0076700 12.00	
	IEUA EMPLOYEES' ASSOCIATION \$	12.00
ACH	ELIE, STEVE Elie,S-ExpRpt-1/17-1/19/19 WaterNow Cmmt 1/17/19 WATER 515.66	
	ELIE, STEVE \$	515.66
ACH	ICMA RETIREMENT TRUST 457 P/R 4 2/16/19 Deferred Comp Ded HR 0076800 20,594.23	
	ICMA RETIREMENT TRUST 457 \$	20,594.23
ACH	LINCOLN NATIONAL LIFE INS CO P/R 4 2/16/19 Deferred Comp Ded HR 0076800 21,567.65	
	LINCOLN NATIONAL LIFE INS CO \$	21,567.65
ACH	ICMA RETIREMENT TRUST 401 P/R 4 2/16/19 Exec Deferred Comp HR 0076800 5,466.35	
	ICMA RETIREMENT TRUST 401 \$	5,466.35
ACH	AQUA BEN CORPORATION RP2-23,000 Lbs Hydrofloc 748E 38390 21,808.60 RP1-25,300 Lbs Hydrofloc 750E 38360 31,349.86	

Check	Payee / Description	Amount
	AQUA BEN CORPORATION	\$ 53,158.46
ACH	NAPA GENUINE PARTS COMPANY 4 Relay 3973-956634 73.23 1 Fuel Cap 4584-270337 15.07	88.30
	NAPA GENUINE PARTS COMPANY	\$ 88.30
ACH	R F MACDONALD RP1 Boiler Control Failure 12/14 Svc Cal 270255 3,177.50 RP1 Boiler Control Failure 10/22 Svc Cal 267812 850.00	4,027.50
	R F MACDONALD	\$ 4,027.50
ACH	AMERICAN COMPRESSOR CO Separator,Oil Filter 190045-P 500.56	500.56
	AMERICAN COMPRESSOR CO	\$ 500.56
ACH	CAROLLO ENGINEERS EN16060-10/2018-12/2018 Professional Ser 0174004 5,044.73 EN24001/EN24002-12/2018 Professional Svc 0173739 85,252.51 EN19001/EN19006-12/2018 Professional Svc 0173423 20,158.60	110,455.84
	CAROLLO ENGINEERS	\$ 110,455.84
ACH	MCMASTER-CARR SUPPLY CO Drinking Water Fitting 85236839 112.96 Weather Resistant Padlock 85589684 887.72 Returned-6 Pressure and Vacuum Gauges 85910241 82.75	917.93
	MCMASTER-CARR SUPPLY CO	\$ 917.93
ACH	TOM DODSON & ASSOCIATES P&EC-10/31-11/5 Prof Svcs IE-236 18-5 600.00 RW15003-10/1-11/30 Prof Svcs IE-305 18-4 3,900.00	4,500.00
	TOM DODSON & ASSOCIATES	\$ 4,500.00
ACH	HACH COMPANY RP1Mnt-Sensor Cap Replacement 11299194 158.56 CCWRP-Adapters 11304636 335.55 TP1-Calibration Svcs f/DR2800 Spectro 11298551 456.00	950.11
	HACH COMPANY	\$ 950.11
ACH	GK & ASSOCIATES 46-2054-12/18 Prof Svcs 18-121R 30,464.00 46-2054-12/18 Prof Svcs 18-122 11,560.00 46-2054-12/18 Prof Svcs 18-119 31,872.00 46-2054-12/18 Prof Svcs 18-120 11,628.00	85,524.00
	GK & ASSOCIATES	\$ 85,524.00
ACH	DAVE'S PLUMBING 3 Water Softener Removal 1/2019, 2/2019 5213 735.00	735.00
	DAVE'S PLUMBING	\$ 735.00

Check Payee / Description Amount

ACH	TRIBOLOGIK CORPORATION Oil Analysis	52151		90.00
	TRIBOLOGIK CORPORATION		\$	90.00
ACH	JC LAW FIRM 12/18 Watermaster	00534		1,215.00
	12/18 IEUA vs Spicer-EN17018	00533		2,075.00
	12/18 Regional Contract	00532		6,370.00
	12/18 RCA Legal	00531		180.00
	12/18 General Legal	00530		55,565.00
	JC LAW FIRM		\$	65,405.00
ACH	SHELL ENERGY NORTH AMERICA LP 12/18 Gas Cmmnty-Core,10/18 Adj	1100002880412		8,231.94
	SHELL ENERGY NORTH AMERICA LP		\$	8,231.94
ACH	IEUA EMPLOYEES' ASSOCIATION P/R 4 2/16/19 Employee Ded	HR 0076800		222.00
	IEUA EMPLOYEES' ASSOCIATION		\$	222.00
ACH	IEUA SUPERVISORS UNION ASSOCIA P/R 4 2/16/19 Employee Ded	HR 0076800		330.00
	IEUA SUPERVISORS UNION ASSOCIA		\$	330.00
ACH	IEUA GENERAL EMPLOYEES ASSOCIA P/R 4 2/16/19 Employee Ded	HR 0076800		1,081.60
	IEUA GENERAL EMPLOYEES ASSOCIA		\$	1,081.60
ACH	IEUA PROFESSIONAL EMPLOYEES AS P/R 4 2/16/19 Employee Ded	HR 0076800		490.00
	IEUA PROFESSIONAL EMPLOYEES AS		\$	490.00
ACH	DISCOVERY BENEFITS INC P/R 4 2/16/19 Cafeteria Plan	HR 0076800		4,037.40
	DISCOVERY BENEFITS INC		\$	4,037.40
ACH	PATRICK W HUNTER P/R 4 2/16/19	HR 0076800		248.50
	PATRICK W HUNTER		\$	248.50
ACH	ELIE, STEVE MlgReim-1/19 Meetings-Elie,S	MLG 1/19		200.56
	ELIE, STEVE		\$	200.56
ACH	HALL, JASMIN MlgReim-1/19 Meetings-Hall,J	MLG 1/19B		10.32
	MlgReim-1/19 Meetings-Hall,J	MLG 1/19A		164.84
	Hall,J-ExpRpt-1/23-1/25/19 CASA	1/23/19 CASA		515.88

Check	Payee / Description		Amount
	HALL, JASMIN	\$	691.04
ACH	PARKER, KATI MlgReim-1/19 Meetings-Parker,K	MLG 1/19	59.62
	PARKER, KATI	\$	59.62
ACH	AQUA BEN CORPORATION DAFT-2,300 Lbs Hydrofloc 748E RP1-25,300 Lbs Hydrofloc 750E	38385 38386	2,180.86 31,349.86
	AQUA BEN CORPORATION	\$	33,530.72
ACH	UNIVAR USA INC TP1-12,695 Lbs Sodium Bisulfite TP1-12,525 Lbs Sodium Bisulfite PradoLS-12,350 Lbs Sodium Bisulfite	LA697930 LA698607 LA698892	2,960.18 2,920.47 3,422.50
	UNIVAR USA INC	\$	9,303.15
ACH	AGRICULTURAL RESOURCES 3/19 Wtr Quality Consult	3/19 WTR QLTY	3,500.00
	AGRICULTURAL RESOURCES	\$	3,500.00
ACH	TOM DODSON & ASSOCIATES RW15003/4-12/1-12/31 Prof Svcs	IE-305 18-5	1,500.00
	TOM DODSON & ASSOCIATES	\$	1,500.00
ACH	PARSONS WATER & INFRASTRUCTURE EN19001/EN19006-12/8-1/4 Prof Svcs	1901B421	908,039.03
	PARSONS WATER & INFRASTRUCTURE	\$	908,039.03
ACH	HACH COMPANY CCWRP-Universal Swivel Clamp Kits Inv-DPD Total Chlorines,Lamp Assy's	11310824 11308630	2,838.14 1,216.39
	HACH COMPANY	\$	4,054.53
ACH	NATIONAL CONSTRUCTION RENTALS 1/25/19-2/21/19 Potty/Handicap Potty/Sin 5269970		994.80
	NATIONAL CONSTRUCTION RENTALS	\$	994.80
ACH	PEST OPTIONS INC January 2019 Weed Abatement Services January 2019 GWR Weed Abatement Services	317359 317438	4,005.00 6,275.91
	PEST OPTIONS INC	\$	10,280.91
ACH	SUNGARD AVAILABILITY SERVICES 3/19 Disaster Recovery Svc 12/18-2/19 Disaster Recovery Svc	152709194 152707035	4,152.00 12,456.00
	SUNGARD AVAILABILITY SERVICES	\$	16,608.00

Check	Payee / Description		Amount
ACH	OLIN CORP		
	TP1-4,650 Gals Sodium Hypochlorite	2631035	3,896.70
	RP5-4,942 Gals Sodium Hypochlorite	2621188	3,825.11
	RP4-4,950 Gals Sodium Hypochlorite	2619995	3,831.30
	CCWRP-3,004 Gals Sodium Hypochlorite	2628553	2,517.35
	TP1-4,998 Gals Sodium Hypochlorite	2629238	3,868.45
	RP5-4,976 Gals Sodium Hypochlorite	2629239	3,851.42
	TP1-4,926 Gals Sodium Hypochlorite	2629781	3,812.72
	CCWRP-3,002 Gals Sodium Hypochlorite	2630268	2,515.68
	TP1-4,878 Gals Sodium Hypochlorite	2630269	3,775.57
	TP1-4,946 Gals Sodium Hypochlorite	2630621	3,828.20

	OLIN CORP	\$	35,722.50
ACH	DOWNNS ENERGY		
	RP2-404.7 Gals Red Dyed Diesel Fuel	0245364-IN	1,017.74

	DOWNNS ENERGY	\$	1,017.74
ACH	ARCADIS U.S., INC.		
	WR18028-10/2018-11/2018 Professional Ser 0953530		70,283.86

	ARCADIS U.S., INC.	\$	70,283.86
ACH	FERREIRA COASTAL CONSTRUCTION		
	WR15021-1/19 Pay Est 5	PE 5-WR15021	183,998.56

	FERREIRA COASTAL CONSTRUCTION	\$	183,998.56
ACH	AMAZON BUSINESS		
	2 Swamp Coolers	1CQF-HFJW-6VD	356.98
	5 Flash Drives	1GQV-3JN3-KKT	79.62
	iPhone Case	1CQF-HFJW-X9Q	16.90
	2 Rolling Gate Carrier Wheels	1LWV-T7DY-K74	119.87

	AMAZON BUSINESS	\$	573.37
ACH	CDM CONSTRUCTORS INC		
	EN13016.03-1/19 Pay Est 12	PE 12-EN13016	237,474.50
	EN13016.04-1/19 Pay Est 16	PE 16-EN13016	55,447.22

	CDM CONSTRUCTORS INC	\$	292,921.72
ACH	T E ROBERTS INC		
	EN14043-1/19 Pay Est 1	PE 1-EN14043	58,057.59

	T E ROBERTS INC	\$	58,057.59
ACH	PREFERRED BENEFIT INSURANCE		
	2/19 Agency Dental Plan	EIA27150	17,577.10

	PREFERRED BENEFIT INSURANCE	\$	17,577.10
ACH	ESTRADA, JIMMIE J		
	Reim Monthly Health Prem	HEALTH PREM	511.48

	ESTRADA, JIMMIE J	\$	511.48
ACH	LICHTI, ALICE		

Check	Payee / Description	Amount
	Reim Monthly Health Prem	HEALTH PREM 187.74
	LICHTI, ALICE	\$ 187.74
ACH	MORASSE, EDNA Reim Monthly Health Prem	HEALTH PREM 187.74
	MORASSE, EDNA	\$ 187.74
ACH	NOWAK, THEO T Reim Monthly Health Prem	HEALTH PREM 511.48
	NOWAK, THEO T	\$ 511.48
ACH	SONNENBURG, ILSE Reim Monthly Health Prem	HEALTH PREM 187.74
	SONNENBURG, ILSE	\$ 187.74
ACH	DYKSTRA, BETTY Reim Monthly Health Prem	HEALTH PREM 187.74
	DYKSTRA, BETTY	\$ 187.74
ACH	TORRES, ROBERT G Reim Monthly Health Prem	HEALTH PREM 187.74
	TORRES, ROBERT G	\$ 187.74
ACH	MUELLER, CAROLYN Reim Monthly Health Prem	HEALTH PREM 187.74
	MUELLER, CAROLYN	\$ 187.74
ACH	GRIFFIN, GEORGE Reim Monthly Health Prem	HEALTH PREM 187.74
	GRIFFIN, GEORGE	\$ 187.74
ACH	CANADA, ANGELA Reim Monthly Health Prem	HEALTH PREM 187.74
	CANADA, ANGELA	\$ 187.74
ACH	CUPERSMITH, LEIZAR Reim Monthly Health Prem	HEALTH PREM 187.74
	CUPERSMITH, LEIZAR	\$ 187.74
ACH	DELGADO-ORAMAS JR, JOSE Reim Monthly Health Prem	HEALTH PREM 323.74
	DELGADO-ORAMAS JR, JOSE	\$ 323.74
ACH	GRANGER, BRANDON Reim Monthly Health Prem	HEALTH PREM 161.87
	GRANGER, BRANDON	\$ 161.87

Check	Payee / Description	Amount
ACH	GADDY, CHARLES L Reim Monthly Health Prem	HEALTH PREM 161.87
	GADDY, CHARLES L	\$ 161.87
ACH	BAKER, CHRIS Reim Monthly Health Prem	HEALTH PREM 25.87
	BAKER, CHRIS	\$ 25.87
ACH	WEBB, DANNY C Reim Monthly Health Prem	HEALTH PREM 136.00
	WEBB, DANNY C	\$ 136.00
ACH	HUMPHREYS, DEBORAH E Reim Monthly Health Prem	HEALTH PREM 161.87
	HUMPHREYS, DEBORAH E	\$ 161.87
ACH	MOUAT, FREDERICK W Reim Monthly Health Prem	HEALTH PREM 161.87
	MOUAT, FREDERICK W	\$ 161.87
ACH	MORGAN, GARTH W Reim Monthly Health Prem	HEALTH PREM 136.00
	MORGAN, GARTH W	\$ 136.00
ACH	ALLINGHAM, JACK Reim Monthly Health Prem	HEALTH PREM 25.87
	ALLINGHAM, JACK	\$ 25.87
ACH	MAZUR, JOHN Reim Monthly Health Prem	HEALTH PREM 476.19
	MAZUR, JOHN	\$ 476.19
ACH	RUDDER, LARRY Reim Monthly Health Prem	HEALTH PREM 25.87
	RUDDER, LARRY	\$ 25.87
ACH	HAMILTON, MARIA Reim Monthly Health Prem	HEALTH PREM 136.00
	HAMILTON, MARIA	\$ 136.00
ACH	PICENO, TONY Reim Monthly Health Prem	HEALTH PREM 187.74
	PICENO, TONY	\$ 187.74
ACH	RAMOS, CAROL Reim Monthly Health Prem	HEALTH PREM 25.87
	RAMOS, CAROL	\$ 25.87

Check	Payee / Description	Amount
ACH	FISHER, JAY Reim Monthly Health Prem	HEALTH PREM 136.00
	FISHER, JAY	\$ 136.00
ACH	KING, PATRICK Reim Monthly Health Prem	HEALTH PREM 25.87
	KING, PATRICK	\$ 25.87
ACH	HOWARD, ROBERT JAMES Reim Monthly Health Prem	HEALTH PREM 25.87
	HOWARD, ROBERT JAMES	\$ 25.87
ACH	DIETZ, JUDY Reim Monthly Health Prem	HEALTH PREM 136.00
	DIETZ, JUDY	\$ 136.00
ACH	DAVIS, GEORGE Reim Monthly Health Prem	HEALTH PREM 25.87
	DAVIS, GEORGE	\$ 25.87
ACH	MONZAVI, TAGHI Reim Monthly Health Prem	HEALTH PREM 25.87
	MONZAVI, TAGHI	\$ 25.87
ACH	PETERSEN, KENNETH Reim Monthly Health Prem	HEALTH PREM 187.74
	PETERSEN, KENNETH	\$ 187.74
ACH	TRAUTERMAN, HELEN Reim Monthly Health Prem	HEALTH PREM 187.74
	TRAUTERMAN, HELEN	\$ 187.74
ACH	TIEGS, KATHLEEN Reim Monthly Health Prem	HEALTH PREM 942.38
	TIEGS, KATHLEEN	\$ 942.38
ACH	DIGGS, GEORGE Reim Monthly Health Prem	HEALTH PREM 511.48
	DIGGS, GEORGE	\$ 511.48
ACH	HAYES, KENNETH Reim Monthly Health Prem	HEALTH PREM 511.48
	HAYES, KENNETH	\$ 511.48
ACH	HUNTON, STEVE Reim Monthly Health Prem	HEALTH PREM 161.87

Check	Payee / Description	Amount
	HUNTON, STEVE	\$ 161.87
ACH	RODRIGUEZ, LOUIS Reim Monthly Health Prem	HEALTH PREM 161.87
	RODRIGUEZ, LOUIS	\$ 161.87
ACH	VARBEL, VAN Reim Monthly Health Prem	HEALTH PREM 476.19
	VARBEL, VAN	\$ 476.19
ACH	CLIFTON, NEIL Reim Monthly Health Prem	HEALTH PREM 335.19
	CLIFTON, NEIL	\$ 335.19
ACH	WELLMAN, JOHN THOMAS Reim Monthly Health Prem	HEALTH PREM 618.64
	WELLMAN, JOHN THOMAS	\$ 618.64
ACH	SPEARS, SUSAN Reim Monthly Health Prem	HEALTH PREM 25.87
	SPEARS, SUSAN	\$ 25.87
ACH	TROXEL, WYATT Reim Monthly Health Prem	HEALTH PREM 187.74
	TROXEL, WYATT	\$ 187.74
ACH	CORLEY, WILLIAM Reim Monthly Health Prem	HEALTH PREM 476.19
	CORLEY, WILLIAM	\$ 476.19
ACH	CALLAHAN, CHARLES Reim Monthly Health Prem	HEALTH PREM 346.34
	CALLAHAN, CHARLES	\$ 346.34
ACH	LESNIAKOWSKI, NORBERT Reim Monthly Health Prem	HEALTH PREM 187.74
	LESNIAKOWSKI, NORBERT	\$ 187.74
ACH	VER STEEG, ALLEN J Reim Monthly Health Prem	HEALTH PREM 482.34
	VER STEEG, ALLEN J	\$ 482.34
ACH	HACKNEY, GARY Reim Monthly Health Prem	HEALTH PREM 476.19
	HACKNEY, GARY	\$ 476.19
ACH	CAREL, LARRY Reim Monthly Health Prem	HEALTH PREM 25.87

Check	Payee / Description	Amount
	CAREL, LARRY	\$ 25.87
ACH	TOL, HAROLD Reim Monthly Health Prem	HEALTH PREM 187.74
	TOL, HAROLD	\$ 187.74
ACH	BANKSTON, GARY Reim Monthly Health Prem	HEALTH PREM 492.63
	BANKSTON, GARY	\$ 492.63
ACH	ATWATER, RICHARD Reim Monthly Health Prem	HEALTH PREM 136.00
	ATWATER, RICHARD	\$ 136.00
ACH	FIESTA, PATRICIA Reim Monthly Health Prem	HEALTH PREM 476.19
	FIESTA, PATRICIA	\$ 476.19
ACH	DIGGS, JANET Reim Monthly Health Prem	HEALTH PREM 647.48
	DIGGS, JANET	\$ 647.48
ACH	CARAZA, TERESA Reim Monthly Health Prem	HEALTH PREM 173.32
	CARAZA, TERESA	\$ 173.32
ACH	ANDERSON, JOHN Reim Monthly Health Prem	HEALTH PREM 511.48
	ANDERSON, JOHN	\$ 511.48
ACH	SANTA CRUZ, JACQUELYN Reim Monthly Health Prem	HEALTH PREM 804.23
	SANTA CRUZ, JACQUELYN	\$ 804.23
ACH	HECK, ROSELYN Reim Monthly Health Prem	HEALTH PREM 25.87
	HECK, ROSELYN	\$ 25.87
ACH	SOPICKI, LEO Reim Monthly Health Prem	HEALTH PREM 323.74
	SOPICKI, LEO	\$ 323.74
ACH	GOSE, ROSEMARY Reim Monthly Health Prem	HEALTH PREM 136.00
	GOSE, ROSEMARY	\$ 136.00
ACH	KEHL, BARRETT	

Check	Payee / Description		Amount
	Reim Monthly Health Prem	HEALTH PREM	136.00
	KEHL, BARRETT	\$	136.00
ACH	RITCHIE, JANN Reim Monthly Health Prem	HEALTH PREM	136.00
	RITCHIE, JANN	\$	136.00
ACH	LONG, ROCKWELL DEE Reim Monthly Health Prem	HEALTH PREM	482.64
	LONG, ROCKWELL DEE	\$	482.64
ACH	FATTAHI, MIR Reim Monthly Health Prem	HEALTH PREM	136.00
	FATTAHI, MIR	\$	136.00
ACH	VERGARA, FLORENTINO Reim Monthly Health Prem	HEALTH PREM	323.74
	VERGARA, FLORENTINO	\$	323.74
ACH	ROGERS, SHIRLEY Reim Monthly Health Prem	HEALTH PREM	187.74
	ROGERS, SHIRLEY	\$	187.74
ACH	WALL, DAVID Reim Monthly Health Prem	HEALTH PREM	309.32
	WALL, DAVID	\$	309.32
ACH	CHUNG, MICHAEL Reim Monthly Health Prem	HEALTH PREM	161.87
	CHUNG, MICHAEL	\$	161.87
ACH	ADAMS, PAMELA Reim Monthly Health Prem	HEALTH PREM	25.87
	ADAMS, PAMELA	\$	25.87
ACH	BLASINGAME, MARY Reim Monthly Health Prem	HEALTH PREM	482.64
	BLASINGAME, MARY	\$	482.64
ACH	ANDERSON, KENNETH Reim Monthly Health Prem	HEALTH PREM	161.87
	ANDERSON, KENNETH	\$	161.87
ACH	MOE, JAMES Reim Monthly Health Prem	HEALTH PREM	25.87
	MOE, JAMES	\$	25.87

Check	Payee / Description	Amount
ACH	POLACEK, KEVIN Reim Monthly Health Prem	HEALTH PREM 804.23
	POLACEK, KEVIN	\$ 804.23
ACH	ELROD, SONDR Reim Monthly Health Prem	HEALTH PREM 173.32
	ELROD, SONDR	\$ 173.32
ACH	FRAZIER, JACK Reim Monthly Health Prem	HEALTH PREM 178.32
	FRAZIER, JACK	\$ 178.32
ACH	HOAK, JAMES Reim Monthly Health Prem	HEALTH PREM 136.00
	HOAK, JAMES	\$ 136.00
ACH	DEZHAM, PARIVASH Reim Monthly Health Prem	HEALTH PREM 178.32
	DEZHAM, PARIVASH	\$ 178.32
ACH	FOLEY III, DANIEL J. Reim Monthly Health Prem	HEALTH PREM 173.32
	FOLEY III, DANIEL J.	\$ 173.32
ACH	CLEVELAND, JAMES Reim Monthly Health Prem	HEALTH PREM 136.00
	CLEVELAND, JAMES	\$ 136.00
ACH	LANGNER, CAMERON Reim Monthly Health Prem	HEALTH PREM 632.25
	LANGNER, CAMERON	\$ 632.25
ACH	HAMILTON, LEANNE Reim Monthly Health Prem	HEALTH PREM 25.87
	HAMILTON, LEANNE	\$ 25.87
ACH	HOOSHMAND, RAY Reim Monthly Health Prem	HEALTH PREM 136.00
	HOOSHMAND, RAY	\$ 136.00
ACH	SCHLAPKOHL, JACK Reim Monthly Health Prem	HEALTH PREM 136.00
	SCHLAPKOHL, JACK	\$ 136.00
ACH	POOLE, PHILLIP Reim Monthly Health Prem	HEALTH PREM 173.32
	POOLE, PHILLIP	\$ 173.32

Check	Payee / Description	Amount
ACH	ADAMS, BARBARA Reim Monthly Health Prem	HEALTH PREM 161.87
	ADAMS, BARBARA	\$ 161.87
ACH	RUESCH, GENECE Reim Monthly Health Prem	HEALTH PREM 706.37
	RUESCH, GENECE	\$ 706.37
ACH	VANDERPOOL, LARRY Reim Monthly Health Prem	HEALTH PREM 492.63
	VANDERPOOL, LARRY	\$ 492.63
ACH	AMBROSE, JEFFREY Reim Monthly Health Prem	HEALTH PREM 471.19
	AMBROSE, JEFFREY	\$ 471.19
ACH	MERRILL, DIANE Reim Monthly Health Prem	HEALTH PREM 482.34
	MERRILL, DIANE	\$ 482.34
ACH	HOUSER, ROD Reim Monthly Health Prem	HEALTH PREM 644.21
	HOUSER, ROD	\$ 644.21
ACH	RUSSO, VICKI Reim Monthly Health Prem	HEALTH PREM 173.32
	RUSSO, VICKI	\$ 173.32
ACH	HUSS, KERRY Reim Monthly Health Prem	HEALTH PREM 828.68
	HUSS, KERRY	\$ 828.68
ACH	BINGHAM, GREGG Reim Monthly Health Prem	HEALTH PREM 668.23
	BINGHAM, GREGG	\$ 668.23
ACH	CHARLES, DAVID Reim Monthly Health Prem	HEALTH PREM 136.00
	CHARLES, DAVID	\$ 136.00
ACH	YEBOAH, ERNEST Reim Monthly Health Prem	HEALTH PREM 136.00
	YEBOAH, ERNEST	\$ 136.00
ACH	ALVARADO, ROSEMARY Reim Monthly Health Prem	HEALTH PREM 335.19

Check	Payee / Description	Amount
	ALVARADO, ROSEMARY	\$ 335.19
ACH	BARELA, GEORGE Reim Monthly Health Prem	HEALTH PREM 136.00
	BARELA, GEORGE	\$ 136.00
ACH	FETZER, ROBERT Reim Monthly Health Prem	HEALTH PREM 804.23
	FETZER, ROBERT	\$ 804.23
ACH	SPAETH, ERIC Reim Monthly Health Prem	HEALTH PREM 173.32
	SPAETH, ERIC	\$ 173.32
ACH	DAVIS, MARTHA Reim Monthly Health Prem	HEALTH PREM 173.32
	DAVIS, MARTHA	\$ 173.32
ACH	BRULE, CHRISTOPHER Reim Monthly Health Prem	HEALTH PREM 173.32
	BRULE, CHRISTOPHER	\$ 173.32
ACH	ROOS, JAMES Reim Monthly Health Prem	HEALTH PREM 482.64
	ROOS, JAMES	\$ 482.64
ACH	MULLANEY, JOHN Reim Monthly Health Prem	HEALTH PREM 309.32
	MULLANEY, JOHN	\$ 309.32
ACH	VALENZUELA, DANIEL Reim Monthly Health Prem	HEALTH PREM 482.64
	VALENZUELA, DANIEL	\$ 482.64
ACH	PACE, BRIAN Reim Monthly Health Prem	HEALTH PREM 482.64
	PACE, BRIAN	\$ 482.64
ACH	KING, JOSEPH Reim Monthly Health Prem	HEALTH PREM 136.00
	KING, JOSEPH	\$ 136.00
ACH	VILLALOBOS, HECTOR Reim Monthly Health Prem	HEALTH PREM 173.32
	VILLALOBOS, HECTOR	\$ 173.32
ACH	BAXTER, KATHLEEN Reim Monthly Health Prem	HEALTH PREM 309.32

Check	Payee / Description	Amount
	BAXTER, KATHLEEN	\$ 309.32
ACH	PENMAN, DAVID Reim Monthly Health Prem	HEALTH PREM 482.64
	PENMAN, DAVID	\$ 482.64
ACH	ANGIER, RICHARD Reim Monthly Health Prem	HEALTH PREM 482.64
	ANGIER, RICHARD	\$ 482.64
ACH	MERRILL, DEBORAH Reim Monthly Health Prem	HEALTH PREM 340.19
	MERRILL, DEBORAH	\$ 340.19
ACH	O'DEA, KRISTINE Reim Monthly Health Prem	HEALTH PREM 161.87
	O'DEA, KRISTINE	\$ 161.87
ACH	OAKDEN, LISA Reim Monthly Health Prem	HEALTH PREM 817.22
	OAKDEN, LISA	\$ 817.22
ACH	LAUGHLIN, JOHN Reim Monthly Health Prem	HEALTH PREM 136.00
	LAUGHLIN, JOHN	\$ 136.00
ACH	HUGHBANKS, ROGER Reim Monthly Health Prem	HEALTH PREM 173.32
	HUGHBANKS, ROGER	\$ 173.32
ACH	SPENDLOVE, DANNY Reim Monthly Health Prem	HEALTH PREM 161.87
	SPENDLOVE, DANNY	\$ 161.87
ACH	HOULIHAN, JESSE Reim Monthly Health Prem	HEALTH PREM 173.32
	HOULIHAN, JESSE	\$ 173.32
ACH	WARMAN, EVELYN Reim Monthly Health Prem	HEALTH PREM 25.87
	WARMAN, EVELYN	\$ 25.87
ACH	HERNANDEZ, DELIA Reim Monthly Health Prem	HEALTH PREM 173.32
	HERNANDEZ, DELIA	\$ 173.32
ACH	AVILA, ARTHUR L	

Check	Payee / Description	Amount
	Reim Monthly Health Prem HEALTH PREM	173.32
	AVILA, ARTHUR L \$	173.32
ACH	GUARDIANO, GARY Reim Monthly Health Prem HEALTH PREM	161.87
	GUARDIANO, GARY \$	161.87
ACH	POMERLEAU, THOMAS Reim Monthly Health Prem HEALTH PREM'	178.32
	POMERLEAU, THOMAS \$	178.32
ACH	BARRER, SATURNINO Reim Monthly Health Prem HEALTH PREM	309.32
	BARRER, SATURNINO \$	309.32
ACH	LACEY, STEVEN Reim Monthly Health Prem HEALTH PREM	668.23
	LACEY, STEVEN \$	668.23
ACH	MILLS, JOHN Reim Monthly Health Prem HEALTH PREM	173.32
	MILLS, JOHN \$	173.32
ACH	REED, RANDALL Reim Monthly Health Prem HEALTH PREM	618.64
	REED, RANDALL \$	618.64
ACH	RAMIREZ, REBECCA Reim Monthly Health Prem HEALTH PREM	324.32
	RAMIREZ, REBECCA \$	324.32
ACH	RAZAK, HALLA Reim Monthly Health Prem HEALTH PREM'	136.00
	RAZAK, HALLA \$	136.00
ACH	OSBORN, CINDY L Reim Monthly Health Prem HEALTH PREM'	309.32
	OSBORN, CINDY L \$	309.32
ACH	ICMA RETIREMENT TRUST 457 P/R 5 3/1/19 Deferred Comp Ded HR 0077100	19,693.62
	ICMA RETIREMENT TRUST 457 \$	19,693.62
ACH	LINCOLN NATIONAL LIFE INS CO P/R 5 3/1/19 Deferred Comp Ded HR 0077100	21,515.06
	LINCOLN NATIONAL LIFE INS CO \$	21,515.06

Check	Payee / Description	Amount
ACH	ICMA RETIREMENT TRUST 401 P/R 5 3/1/19 Exec Deferred Comp	HR 0077100 5,466.35
	ICMA RETIREMENT TRUST 401	\$ 5,466.35
ACH	AQUA BEN CORPORATION RP1-25,300 Lbs Hydrofloc 750E DAFT-2,300 Lbs Hydrofloc 748E	38423 31,349.86 38422 2,180.86
	AQUA BEN CORPORATION	\$ 33,530.72
ACH	HASCO OIL COMPANY, INC. RP5-Mobil Grease XHP 222	0223984-IN 720.77
	HASCO OIL COMPANY, INC.	\$ 720.77
ACH	NAPA GENUINE PARTS COMPANY Skid Guard Bed Mat	4584-271264 129.29
	NAPA GENUINE PARTS COMPANY	\$ 129.29
ACH	UNIVAR USA INC TP1-11,789 Lbs Sodium Bisulfite CCWRP-12,605 Lbs Sodium Bisulfite TP1-12,390 Lbs Sodium Bisulfite RP5-12,750 Lbs Sodium Bisulfite	LA699230 2,748.75 LA699976 2,939.16 LA700145 2,888.93 LA700148 2,973.04
	UNIVAR USA INC	\$ 11,549.88
ACH	WAXIE SANITARY SUPPLY Towels, Paper Towels, Liners, Toilet Paper, 78013344	4,651.35
	WAXIE SANITARY SUPPLY	\$ 4,651.35
ACH	INGERSOLL RAND COMPANY Inv-Coolant	24731515 3,521.59
	INGERSOLL RAND COMPANY	\$ 3,521.59
ACH	CAROLLO ENGINEERS EN11039-2/2018 Professional Services	0165679 13,779.55
	CAROLLO ENGINEERS	\$ 13,779.55
ACH	MCMASTER-CARR SUPPLY CO 6 Gauges, Thread Sealant Tape SS Routing Clamp, Cargo Bar, SS Cocrete An	85362785 169.17 87121961 377.93
	MCMASTER-CARR SUPPLY CO	\$ 547.10
ACH	SCHNEIDER ELECTRIC SYSTEMS INC pH Probes	93901298 2,294.33
	SCHNEIDER ELECTRIC SYSTEMS INC	\$ 2,294.33
ACH	INLAND EMPIRE REGIONAL 1/19 Biosolids	90023543 320,421.92
	INLAND EMPIRE REGIONAL	\$ 320,421.92

Check	Payee / Description	Amount
ACH	HACH COMPANY TP1Ops-Fugged DO Field Kit,Nitrite TNT+ 11318410 TP1Ops-Pckt ClrMtr,Ammna TNT+ Lr,DPD Fre 11316282 RP4-DPD TOT Chlorine PPs 11318527	2,752.60 2,063.15 513.56 ----- HACH COMPANY \$ 5,329.31
ACH	CS-AMSCO DeZURIK PEF Modulating 14391	6,091.09 ----- CS-AMSCO \$ 6,091.09
ACH	SHI INTERNATIONAL CORP 1/19-1/20 AutoCAD Civil 3D License Renew B09459735	7,907.24 ----- SHI INTERNATIONAL CORP \$ 7,907.24
ACH	NATIONAL CONSTRUCTION RENTALS RP1-1/31/19-2/27/19 Toilet,Handwash 5275579	211.55 ----- NATIONAL CONSTRUCTION RENTALS \$ 211.55
ACH	OLIN CORP RP4-4,912 Gals Sodium Hypochlorite 2629237 CCWRP-3,010 Gals Sodium Hypochlorite 2631797 RP4-5,002 Gals Sodium Hypochlorite 2631798 RP5-4,890 Gals Sodium Hypochlorite 2632327 TP1-4,884 Gals Sodium Hypochlorite 2632328 TP1-4,906 Gals Sodium Hypochlorite 2632836 TP1-4,908 Gals Sodium Hypochlorite 2633424 TP1-4,772 Gals Sodium Hypochlorite 2634279 RP4-4,928 Gals Sodium Hypochlorite 2634278 CCWRP-3,048 Gals Sodium Hypochlorite 2633425 TP1-4,968 Gals Sodium Hypochlorite 2633819	3,801.89 2,522.38 3,871.55 3,784.86 3,780.22 3,797.24 3,798.79 3,998.94 3,814.27 2,554.22 3,845.23 ----- OLIN CORP \$ 39,569.59
ACH	DANRAE INC EN14042-1/2019 Professional Services 151051 EN15012-1/2019 Professional Services 151049 EN14019-1/2019 Professional Services 151050	3,613.75 1,137.50 3,648.75 ----- DANRAE INC \$ 8,400.00
ACH	YORK RISK SERVICES GROUP INC 1/19-3/19 W/C Adm Fee - 1Q19 500018345	4,762.20 ----- YORK RISK SERVICES GROUP INC \$ 4,762.20
ACH	EVOQUA WATER TECHNOLOGIES LLC 11/2018-1/2019 PM Parts and Labor 903871780	1,748.00 ----- EVOQUA WATER TECHNOLOGIES LLC \$ 1,748.00
ACH	FERREIRA COASTAL CONSTRUCTION EN19019-1/2019 Fill Sand at RP2 5216-003.3	17,212.80 ----- FERREIRA COASTAL CONSTRUCTION \$ 17,212.80

Check	Payee / Description	Amount
ACH	WEST COAST ADVISORS 2/19 Prof Svcs	12331 9,800.00
	WEST COAST ADVISORS	\$ 9,800.00
ACH	U S BANK - PAYMENT PLUS	
	101706 CALOLYMPIC SAFETY	2200096824 57.16
	100150 HARRINGTON INDUSTRIAL PLASTICS LL	2200097083 2,636.50
	100163 J G TUCKER & SON INC	2200096823 242.11
	101706 CALOLYMPIC SAFETY	2200097084 82.49
	101945 FLORENCE FILTER CORP	2200097085 776.73
	104896 WESTERN WATER WORKS SUPPLY CO	2200097086 2,323.29
	100066 CALIF ENVIRONMENTAL CONTROLS INC	2200096822 97.20
	100319 MISSION REPROGRAPHICS	2200096456 34.14
	107780 SUPERIOR ELECTRIC MOTOR SERVICE I	2200097220 4,846.32
	100275 VWR INTERNATIONAL LLC	2200096455 45.53
	104896 WESTERN WATER WORKS SUPPLY CO	2200097219 149.78
	100951 POLYDYNE INC	2200097218 7,306.87
	100319 MISSION REPROGRAPHICS	2200097217 1,103.08
	100150 HARRINGTON INDUSTRIAL PLASTICS LL	2200097216 3,982.47
	100275 VWR INTERNATIONAL LLC	2200095941 479.47
	U S BANK - PAYMENT PLUS	\$ 24,163.14
ACH	AMAZON BUSINESS	
	Conductivity Standards, Sensor Modules, Ox	1YGG-FHWG-MVG 245.77
	Water Filter Set	1DG3-WRYT-LV6 75.20
	2 Milwaukee Reciprocating Saw Kit	19XJ-PTKW-QNG 975.98
	1 IntelliFax Machine	19XJ-PTKW-GQ4 489.19
	Anti Fatigue Mat, Eraser Refill	1YMV-3XG1-CVK 80.08
	2 Microwave Ovens	19XJ-PTKW-T1L 389.14
	Rear Pipe Track Wheel for Sliding Gate	1FMG-6MVY-T4N 150.74
	4 Groove Wheel Double Bearing Sliding Ga	1FMG-6MVY-NL9 476.28
	AMAZON BUSINESS	\$ 2,882.38
ACH	AMERICAN OFFICE PROFESSIONALS	
	Service Call HP 600M603 (\$89.95 labor)	1991 89.95
	Service Call HP 3800N, HP CP4005N (\$179.9	1990 179.90
	Service Call HPCP5225 (\$89.95 labor)	1943 628.65
	AMERICAN OFFICE PROFESSIONALS	\$ 898.50
ACH	VARIDESK LLC	
	Standing Desk, Monitor Arms, Fatigue Mat	IVC-2-1061955 727.31
	VARIDESK LLC	\$ 727.31
ACH	AYYEKA INC	
	Level Sensor, Sinkers, Pressure Sensor	25034 1,305.00
	AYYEKA INC	\$ 1,305.00
ACH	SHELL ENERGY NORTH AMERICA LP	
	RP1-1/1-1/31 16400 2450 Phila St 10/1-10	2042 1/19 98,976.33
	RP2/RP5-1/1-1/31 16400 El Prado Rd 10/1-	2044 1/19 8,845.38
	SHELL ENERGY NORTH AMERICA LP	\$ 107,821.71

Check	Payee / Description	Amount
-------	---------------------	--------

ACH	IEUA EMPLOYEES' ASSOCIATION P/R 5 3/1/19 Employee Ded	HR 0077100	222.00
	IEUA EMPLOYEES' ASSOCIATION	\$	222.00
ACH	IEUA SUPERVISORS UNION ASSOCIA P/R 5 3/1/19 Employee Ded	HR 0077100	330.00
	IEUA SUPERVISORS UNION ASSOCIAS	\$	330.00
ACH	IEUA GENERAL EMPLOYEES ASSOCIA P/R 5 3/1/19 Employee Ded	HR 0077100	1,081.60
	IEUA GENERAL EMPLOYEES ASSOCIAS	\$	1,081.60
ACH	IEUA PROFESSIONAL EMPLOYEES AS P/R 5 3/1/19 Employee Ded	HR 0077100	500.00
	IEUA PROFESSIONAL EMPLOYEES AS\$	\$	500.00
ACH	DISCOVERY BENEFITS INC P/R 5 3/1/19 Cafeteria Plan	HR 0077100	4,037.40
	DISCOVERY BENEFITS INC	\$	4,037.40
ACH	DISCOVERY BENEFITS INC January 2019 Admin Fees	0000974700-IN	223.25
	DISCOVERY BENEFITS INC	\$	223.25
ACH	PATRICK W HUNTER P/R 5 3/1/19	HR 0077100	165.67
	PATRICK W HUNTER	\$	165.67
ACH	SHELL ENERGY NORTH AMERICA LP CCWRP/TP/RWP-1/1-1/31 14950 Tlphn 10/1-1 2046 1/19		16,345.28
	SHELL ENERGY NORTH AMERICA LP	\$	16,345.28
ACH	FOUNDATION HA ENERGY GENERATIO RP4/RWPS-12/1-12/31 12811 6th St-Wind Po 2383-R		250.94
	FOUNDATION HA ENERGY GENERATIO\$	\$	250.94
ACH	REDWOOD ENERGY STORAGE LLC 1/19 RP1/RP5/CCWRP Energy Storage System 3 12/18 RP1/RP5/CCWRP Energy Storage Syste 2 11/18 RP1/RP5/CCWRP Energy Storage Syste 1		12,708.33 12,708.33 12,708.33
	REDWOOD ENERGY STORAGE LLC	\$	38,124.99

Grand Total Payment Amount: \$ 3,620,602.22

Attachment 2D

Vendor Wires
(excludes Payroll)

Check	Payee / Description	Amount
Wire	EMPLOYMENT DEVELOPMENT DEPARTM	
	P/R 3 2/1/19 Taxes	HR 0076600 11,955.37
	P/R 3 2/1/19 Taxes	HR 0076600 54,792.76
	P/R 3 2/1/19 Taxes	HR 0076500 129.44
	P/R 3 2/1/19 Taxes	HR 0076500 133.68
	EMPLOYMENT DEVELOPMENT DEPARTM\$	67,011.25
Wire	INTERNAL REVENUE SERVICE	
	P/R 3 2/1/19 Taxes	HR 0076600 306,665.25
	P/R 3 2/1/19 Taxes	HR 0076500 2,549.46
	INTERNAL REVENUE SERVICE	\$ 309,214.71
Wire	STATE DISBURSEMENT UNIT	
	P/R 3 2/1/19	HR 0076600 198.00
	P/R 3 2/1/19	HR 0076600 2,184.90
	STATE DISBURSEMENT UNIT	\$ 2,382.90
Wire	PUBLIC EMPLOYEE'S RETIREMENT S	
	P/R 3 2/1/19 Deferred Comp Ded	HR 0076600 29,700.92
	PUBLIC EMPLOYEE'S RETIREMENT S\$	29,700.92
Wire	INTERNAL REVENUE SERVICE	
	P/R DIR 2 2/6/19 Taxes	HR 0076700 2,457.04
	INTERNAL REVENUE SERVICE	\$ 2,457.04
Wire	EMPLOYMENT DEVELOPMENT DEPARTM	
	P/R DIR 2 2/6/19 Taxes	HR 0076700 404.78
	EMPLOYMENT DEVELOPMENT DEPARTM\$	404.78
Wire	PUBLIC EMPLOYEES RETIREMENT SY	
	P/R 3 2/1/19 PERS Adj	P/R 2 2/1/19 523.68-
	P/R 3 2/1/19 PERS	HR 0076600 174,935.84
	PUBLIC EMPLOYEES RETIREMENT SY\$	174,412.16
Wire	CALPERS	
	GASB-68 Reports & Schedules	1000000015585 2,250.00
	CALPERS	\$ 2,250.00
Wire	METROPOLITAN WATER DISTRICT	
	December 2018 Water Purchase	9579 1,182,890.58
	METROPOLITAN WATER DISTRICT	\$ 1,182,890.58
Wire	STATE BOARD OF EQUALIZATION	
	1/19 Sales Tax Deposit	23784561 1/19 8,523.00
	STATE BOARD OF EQUALIZATION	\$ 8,523.00
Wire	INTERNAL REVENUE SERVICE	
		HR 0076800 315,002.26

Check	Payee / Description		Amount
	INTERNAL REVENUE SERVICE	\$	315,002.26
Wire	STATE DISBURSEMENT UNIT		
	P/R 4 2/16/19	HR 0076800	2,184.90
		HR 0076800	198.00
	STATE DISBURSEMENT UNIT	\$	2,382.90
Wire	PUBLIC EMPLOYEES RETIREMENT SY		
	P/R 4 2/15 PERS Adj	P/R 4 2/15 AD	313.98-
	P/R 4 2/16/19 PERS	HR 0076800	175,671.29
	PUBLIC EMPLOYEES RETIREMENT SY\$		175,357.31
Wire	EMPLOYMENT DEVELOPMENT DEPARTM		
	P/R 4 2/15/19 Taxes	HR 0076800	56,673.74
	P/R 4 2/15/19 Taxes	HR 0076800	12,181.79
	EMPLOYMENT DEVELOPMENT DEPARTM\$		68,855.53
Wire	PUBLIC EMPLOYEE'S RETIREMENT S		
	P/R 4 2/16/19 Deferred Comp Ded	HR 0076800	29,923.48
	PUBLIC EMPLOYEE'S RETIREMENT S\$		29,923.48
Wire	PUBLIC EMPLOYEES' RETIREMENT S		
	2/19 Health Ins-Board	15554245 2/19	6,629.97
	2/19 Health Ins-Retirees, Employees	15554237 2/19	256,134.68
	PUBLIC EMPLOYEES' RETIREMENT S\$		262,764.65

Grand Total Payment Amount: \$ 2,633,533.47

Attachment 2E

Payroll-Net Pay-Directors

INLAND EMPIRE UTILITIES AGENCY

Ratification of Board of Directors

Payroll for February 8, 2019
Presented at Board Meeting on April 17, 2019

DIRECTOR NAME	GROSS PAYROLL	NET PAYROLL
Jasmin Hall	\$3,141.57	\$2,000.45
Katherine Parker	\$3,151.16	\$720.33
Michael Camacho	\$4,260.79	\$1,579.66
Steven J. Elie	\$4,846.16	\$1,569.03
Paul Hofer	\$0.00	\$0.00
TOTALS	\$15,399.68	\$5,869.47

	Count	Amount
TOTAL EFTS PROCESSED	3	\$4,289.81
TOTAL CHECKS PROCESSED	1	\$1,579.66
CHECK NUMBERS USED	110346 - 110346	

IEUA DIRECTOR PAYSHEET

MICHAEL CAMACHO
 EMPLOYEE NO. 1140
 ACCOUNT NO. 10200 110100 100000 501010

JANUARY 2019

DATE	TYPE OF MEETING	ATTENDANCE	TOTAL COMPENSATION
01-02-19	IEUA Board Meeting	(Cancelled)	\$-0-
01-09-19	IEUA Community & Leg. Affairs Committee Meeting	Yes	\$247.50
01-09-19	IEUA Engineering, Operations, & Water Resources Committee Meeting	Yes (same day)	\$-0-
01-09-19	Meeting w/Interim General Manager Kirby Brill to discuss Agency Goals	Yes (staff)	\$-0-
01-16-19	IEUA Board Meeting	Yes	\$247.50
01-21-19	Special IEUA Board Meeting	Yes	\$247.50
01-22-19	Cucamonga Valley Water District Board Mtg. Presentation	Yes (same day)	\$-0-
01-29-19	Mtg. w/Interim General Manager Kirby Brill to Discuss Agency Busines	Yes (staff)	\$-0-
01-31-19	CVWD Marty Zvirbulis Retirement Celebration	Yes	\$247.50
TOTAL REIMBURSEMENT			\$990.00
Up to 10 days of service per month per Ordinance No. 105, including MWD meetings at \$247.50 (eff. 07/01/17). IEUA pays both primary and alternate for attendance.			
Total No. of Meetings Attended			8
Total No. of Meetings Paid			4

DIRECTOR
SIGNATURE

Michael Camacho
 Director Camacho

Approved by:

Kathy Beasle
 for Paul Hofer
 President, Board of Directors

DIRECTOR PAYSHEET FOR IEUA REPRESENTATIVE

ON MWD BOARD

MICHAEL CAMACHO
 EMPLOYEE NO. 1140
 ACCOUNT NO. 10700 110115 110000 511010

JANUARY 2019

DATE	TYPE OF MEETING	ATTENDANCE	TOTAL COMPENSATION
01-02-19	MWD Org. Person. & Tech. Committee Telecon Update	Yes	\$247.50
01-03-19	Southern Coalition/Inland Caucus Meeting	Yes	\$247.50
01-04-19	MWD Real Prop. and Asset Committee Telecon Update	Yes	\$247.50
01-07-19	MWD Standing Committees	Yes	\$247.50
01-08-19	Inaugural Reception for MWD Board Chair Gloria Gray	Yes (same day)	\$-0-
01-08-19	MWD Standing Committee Meetings & Board Meeting	Yes	\$247.50
01-22-19	MWD Standing Committees	Yes	\$247.00
TOTAL REIMBURSEMENT Up to 10 days of service per month per Ordinance No. 105, including MWD meetings at \$247.50 (eff. 7/01/17).			\$1,485.00
Total No. of Meetings Attended			7
Total No. of Meetings Paid			6

DIRECTOR
SIGNATURE

April Woodley for
Director Camacho

Approved by:

Kathy Bessel
for Paul Hofer
President, Board of Directors

**DIRECTOR PAYSHEET FOR IEUA REPRESENTATIVE
ON REGIONAL POLICY COMMITTEE (ALTERNATE)**

MICHAEL CAMACHO
EMPLOYEE NO. 1140
ACCOUNT NO. 10900 110100 500000 501215

JANUARY 2019

DATE	TYPE OF MEETING	ATTENDANCE	TOTAL COMPENSATION
01-03-19	Regional Policy Committee Meeting	No (cancelled)	\$-0-
TOTAL REIMBURSEMENT (Up to 10 days of service per month per Ordinance No. 105, including MWD meetings at \$247.50 (eff. 07/01/17.) IEUA pays Regional Policy Committee members (total amount of \$247.50, should reflect on timesheet))			\$-0-
Total No. of Meetings Attended			0
Total No. of Meetings Paid			0

**DIRECTOR
SIGNATURE**

Paul Woodley Jr
Director Camacho

Approved by:

Kathy Bessel
for Paul Hofer
President, Board of Directors

**DIRECTOR PAYSHEET FOR IEUA REPRESENTATIVE
ON CHINO BASIN WATER BANK (ALTERNATE)**

MICHAEL CAMACHO
EMPLOYEE NO. 1140
ACCOUNT NO. 10900 110100 500000 501215

JANUARY 2019

DATE	TYPE OF MEETING	ATTENDANCE	TOTAL COMPENSATION
01-30-19	Chino Basin Water Bank Board Meeting	No	\$-0-
TOTAL REIMBURSEMENT Up to 10 days of service per month per Ordinance No. 105			\$-0-
Total No. of CBWB Meetings Attended			0
Total No. of CBWB Meetings Paid			0

DIRECTOR SIGNATURE *Paul Wooldred for Director Camacho*

Approved by: *Kathy Besser*
for Paul Hofer
President, Board of Directors

IEUA DIRECTOR PAYSHEET

STEVEN J. ELIE
 EMPLOYEE NO. 1175
 ACCOUNT NO. 10200 110100 100000 501010

JANUARY 2019

DATE	TYPE OF MEETING	ATTENDANCE	TOTAL COMPENSATION
01-02-19	IEUA Board Meeting	(Cancelled)	\$-0-
01-09-19	IEUA Community & Legislative Affairs Committee	Yes	\$247.50
01-11-19	SCWC Executive Committee Telecon	Yes	\$247.50
01-14-19	SCWC Legislative Task Force Mtg. (Long Beach)	Yes	\$247.50
01-15-19	Mtg. w/Director Hofer re: Agency business	Yes (staff)	\$-0-
01-16-19	IEUA Board Meeting	Yes	\$247.50
01-17-19	Travel to SF for WaterNow Alliance Steering Committee Meeting prep.	Yes	\$247.50
01-18-19	WaterNow Alliance Steering Committee Meeting (San Francisco)	Yes	\$247.50
01-21-19	Special IEUA Board Meeting	Yes	\$247.50
01-25-19	SCWC Quarterly Board Meeting & Luncheon (Irvine)	Yes	\$247.50
01-28-19	ASBCSD Dinner Meeting (Rancho Cucamonga)	Yes	\$247.50
01-31-19	CVWD Marty Zvirbulis Retirement Celebration	Yes (10 mtg. max.)	\$-0-
TOTAL REIMBURSEMENT			\$2,227.50
Up to 10 days of service per month per Ordinance No. 105, including MWD meetings at \$247.50 (eff. 07/01/17). IEUA pays both primary and alternate for attendance.			
Total No. of Meetings Attended			11
Total No. of Meetings Paid			9

DIRECTOR
SIGNATURE

Steven J. Elie
Director Elie

Approved by:

Kathy Besall
for Paul Hofer
President, Board of Directors

**DIRECTOR PAYSHEET FOR IEUA
ON WATERMASTER BOARD**

STEVEN J. ELIE
EMPLOYEE NO. 1175
ACCOUNT NO. 10200 110100 100000 501010

JANUARY 2019

DATE	TYPE OF MEETING	ATTENDANCE	TOTAL COMPENSATION
01-11-19	CBWM Special Board Meeting	Yes	\$-0-*
01-24-19	CBWM Board Meeting	Yes	\$-0-*
01-28-19	Admin. Mtg. w/CBWM GM P. Kavounas	Yes	\$-0-*
TOTAL REIMBURSEMENT			\$-0-
Up to 10 days of service per month per Ordinance No. 105, including MWD meetings at \$247.50 (eff. 07/01/17). IEUA pays both primary and alternate for attendance. (i.e., \$122.50 – difference between Watermaster \$125.00 and Agency meetings \$247.50 (eff. 7/01/17). Chino Basin Watermaster does not compensate an alternate Director unless the alternate Director is attending on behalf of an absent primary Director. In accordance to Ordinance No. 98, Section 1, (i) Attendance at any meeting provided for under Sections 1.b, c, e, and f, shall also include payment to both the primary representative and the alternate representative to said body if they both attend said meeting. <u>Record full amount on timesheet for attendance by alternates</u>			
Total No. of Watermaster Meetings Attended			3
Total No. of Watermaster Meetings Paid			0

*Decline IEUA portion

DIRECTOR
SIGNATURE

Oppeil Woodette
Director Elie

Approved by:

Kathy Bessel
for Paul Hofen

President, Board of Directors

**DIRECTOR PAYSHEET FOR IEUA REPRESENTATIVE
ON CHINO DESALTER AUTHORITY (ALTERNATE)**

STEVEN J. ELIE
EMPLOYEE NO. 1175
ACCOUNT NO. 10200 110100 100000 501010

JANUARY 2019

DATE	TYPE OF MEETING	ATTENDANCE	TOTAL COMPENSATION
01-10-19	CDA Board Meeting	No	\$-0-
TOTAL REIMBURSEMENT			\$-0-
Up to 10 days of service per month per Ordinance No. 105 (i.e., \$97.50 – difference between CDA (\$150.00 and Agency meetings \$247.50 (eff.7/01/17), including MWD meetings. CDA pays directly to IEUA. Record full amount on timesheet.			
Total No. of CDA Meetings Attended			0
Total No. of CDA Meetings Paid			0

DIRECTOR *April Wood*
SIGNATURE *Director Elie*

Approved by: *Kathy Besse*
for Paul Hofer
President, Board of Directors

**DIRECTOR PAYSHEET FOR IEUA REPRESENTATIVE
ON CHINO BASIN WATER BANK**

STEVEN J. ELIE
EMPLOYEE NO. 1175
ACCOUNT NO. 10200 110100 100000 501010

JANUARY 2019

DATE	TYPE OF MEETING	ATTENDANCE	TOTAL COMPENSATION
01-30-19	CBWB Board Meeting (IEUA)	Yes	\$247.50
TOTAL REIMBURSEMENT			\$247.50
Up to 10 days of service per month per Ordinance No. 105. (i.e., \$147.50 – difference between CBWB (\$100.00 and Agency meetings \$247.50 (eff.7/01/17), including MWD meetings. CBWB pays directly to IEUA. Record full amount on timesheet.			
Total No. of CBWB Meetings Attended			1
Total No. of CBWB Meetings Paid			1

DIRECTOR *April Woodruff Jr*
SIGNATURE *Steven Elie*

Approved by: *Kathy Bessel*
for Paul Hofer
President, Board of Directors



IEUA DIRECTOR PAYSHEET

(Page 1 of 2)

JASMIN A. HALL
 EMPLOYEE NO. 1256
 ACCOUNT NO. 10200 110100 100000 501010

JANUARY 2019

DATE	TYPE OF MEETING	ATTENDANCE	TOTAL COMPENSATION
01-02-19	IEUA Board Meeting	(Cancelled)	\$-0-
01-07-19	Inaugural Reception for MWD Board Chair Gloria Gray	Yes	\$247.50
01-09-19	IEUA Finance & Admin. Committee	Yes	\$247.50
01-09-19	Meeting w/Director Hofer to discuss Agency business	Yes (staff)	\$-0-
01-11-19	Special CBWM Board Meeting	Yes (no payment)	\$-0-
01-11-19	Meeting w/Director Hofer to discuss Agency business	Yes (staff)	\$-0-
01-16-19	IEUA Board Meeting	Yes	\$247.50
01-16-19	Meeting w/S. Stone to discuss Agency Business	Yes (staff)	\$-0-
01-16-19	Meeting w/Interim GM Kirby Brill to discuss Agency goals	Yes (staff)	\$-0-
01-17-19	Fontana State of the City Address	Yes	\$247.50
01-18-19	Swearing-in Ceremony for Assemblymember E. Reyes	Yes	\$247.50
01-21-19	IEUA Special Board Meeting	Yes	\$247.50
01-22-19	Fontana Business Update Meeting w/C. Hays/J Amendarez	Yes	\$247.50
01-22-19	CASA Conference Pre-briefing Meeting w/C Pieroni	Yes (same day)	\$-0-
TOTAL REIMBURSEMENT Up to 10 days of service per month per Ordinance No. 105, including MWD meetings at \$247.50 (eff. 07/01/17). IEUA pays both primary and alternate for attendance.			(Grand totals provided on Page 2)
Total No. of Meetings Attended			
Total No. of Meetings Paid			

DIRECTOR SIGNATURE 
 Approved by: 
 for Paul Hofer, President, Board of Directors

IEUA DIRECTOR PAYSHEET

(Page 2 of 2)


JASMIN A. HALL


EMPLOYEE NO. 1256

ACCOUNT NO. 10200 110100 100000 501010

JANUARY 2019

DATE	TYPE OF MEETING	ATTENDANCE	TOTAL COMPENSATION
01-23-19	CASA 2019 Winter Conference (Indian Wells)	Yes	\$247.50
01-23-19	CASA Board of Directors Meeting (Indian Wells)	Yes (same day)	\$-0-
01-24-19	CASA 2019 Winter Conference (Indian Wells)	Yes	\$247.50
01-25-19	CASA 2019 Winter Conference (Indian Wells)	Yes (10 mtg. max.)	\$-0-
01-28-19	ASBCSD Dinner Meeting	Yes (10 mtg. max)	\$-0-
TOTAL REIMBURSEMENT			\$2,227.50
Up to 10 days of service per month per Ordinance No. 105, including MWD meetings at \$247.50 (eff. 07/01/17). IEUA pays both primary and alternate for attendance.			
Total No. of Meetings Attended			18
Total No. of Meetings Paid			9

DIRECTOR SIGNATURE 

Approved by: 
for Paul Hofer, President, Board of Directors

DIRECTOR PAYSHEET FOR IEUA
ON SAWPA COMMISSION

JASMIN A. HALL
EMPLOYEE NO. 1256
ACCOUNT NO. 10500 110100 165000 501010

JANUARY 2019

DATE	TYPE OF MEETING	ATTENDANCE	TOTAL COMPENSATION
01-15-19	SAWPA Commission Meeting	Yes (10 mtg. max.)	\$-0-
01-15-19	Meeting w/M. Antos to discuss Agency Business	Yes (same day)	\$-0-
01-24-19	SAWPA OWOW Committee Meeting (Riverside)	Yes (same day)	\$-0-
TOTAL REIMBURSEMENT			\$-0-
Up to 10 days of service per month per Ordinance No. 105), i.e., \$37.50 – difference between SAWPA (\$210.00 (eff. 01/19) and Agency meetings \$247.50 (eff. 7/01/17), including MWD meetings. SAWPA pays both primary and alternate for attendance, including mileage.			
Total No. of SAWPA Meetings Attended			3
Total No. of SAWPA Meetings Paid			0

DIRECTOR
SIGNATURE

Debil Woodley for Director Hall

Approved by:

Kathy Besell
for Paul Hofer
President, Board of Directors

**DIRECTOR PAYSHEET FOR IEUA REPRESENTATIVE
ON CHINO DESALTER AUTHORITY**

JASMIN A. HALL
 EMPLOYEE NO. 1256
 ACCOUNT NO. 10200 110100 100000 501010

JANUARY 2019

DATE	TYPE OF MEETING	ATTENDANCE	TOTAL COMPENSATION
01-10-19	Special CDA Board Meeting	Yes	\$247.50
TOTAL REIMBURSEMENT			\$247.50
Up to 10 days of service per month per Ordinance No. 105, including MWD meetings at \$247.50 (eff. 7/01/17). Chino Desalter Authority will pay \$150.00 per meeting directly to the Agency. Record full amount on timesheet. CDA pays both primary and alternate for attendance			
Total No. of CDA Meetings Attended			1
Total No. of CDA Meetings Paid			1

DIRECTOR SIGNATURE *Jasmin A. Hall*

Approved by: *Kathy Besser*
 for Paul Hofer
 President, Board of Directors

IEUA DIRECTOR PAYSHEET

PAUL HOFER
 EMPLOYEE NO. 1349
 ACCOUNT NO. 10200 110100 100000 501010

JANUARY 2019

DATE	TYPE OF MEETING	ATTENDANCE	TOTAL COMPENSATION
01-02-19	IEUA Board Meeting	(Cancelled)	\$-0-
01-09-19	IEUA Finance & Administration Committee	Yes	\$-0-
01-10-19	Meeting w/Interim General Manager Kirby Brill to discuss Agency goals	Yes (staff)	\$-0-
01-15-19	Meeting w/Director Elie to discuss Agency business	Yes	\$-0-
01-16-19	IEUA Board Meeting	Yes	\$-0-
01-21-19	Special IEUA Board Meeting	Yes	\$-0-
TOTAL REIMBURSEMENT			\$-0-
Up to 10 days of service per month per Ordinance No. 105, including MWD meetings at \$247.50 (eff. 07/01/17). IEUA pays both primary and alternate for attendance.			
Total No. of Meetings Attended			5
Total No. of Meetings Paid			0

DIRECTOR
SIGNATURE

Paul Hofer
 for P.O.S. Paul Hofer

Approved by:

Kati Parker
Secretary/Treasurer

Director Hofer has waived all stipend payments.

**DIRECTOR PAYSHEET FOR IEUA
ON SAWPA COMMISSION (ALTERNATE)**

KATI PARKER
EMPLOYEE NO. 1362
ACCOUNT NO. 10500 110100 165000 501010

JANUARY 2019

DATE	TYPE OF MEETING	ATTENDANCE	TOTAL COMPENSATION
01-15-19	SAWPA Commission Meeting	No	\$-0-
01-24-19	SAWPA OWOW Committee	Yes	\$37.50
TOTAL REIMBURSEMENT			\$37.50
Up to 10 days of service per month per Ordinance No. 105 (i.e., \$37.50 – difference between SAWPA (\$210.00 (eff. 1/19) and Agency meetings \$247.50 (eff. 7/01/17), including MWD meetings. SAWPA pays both primary and alternate for attendance, including mileage.			
Total No. of SAWPA Meetings Attended			1
Total No. of SAWPA Meetings Paid			1

DIRECTOR SIGNATURE *Kati Parker*

Approved by: *Kathy Bessell*
for Paul Hofe
President, Board of Directors

**DIRECTOR PAYSHEET FOR IEUA REPRESENTATIVE
ON WATERMASTER BOARD (ALTERNATE)**

KATI PARKER
EMPLOYEE NO. 1362
ACCOUNT NO. 10200 110100 100000 501010

JANUARY 2019

DATE	TYPE OF MEETING	ATTENDANCE	TOTAL COMPENSATION
01-11-19	Special CBWM Board Meeting telecon	No	\$-0-
01-24-19	CBWM Board Meeting	No	\$-0-
TOTAL REIMBURSEMENT			\$-0-
Up to 10 days of service per month per Ordinance No. 105 (i.e., \$122.50 – difference between Watermaster \$125.00 and Agency meetings \$247.50 (eff. 7/01/17), including MWD meetings. Chino Basin Watermaster does not compensate an alternate Director unless the alternate Director is attending on behalf of an absent primary Director. In accordance to Ordinance No. 98, Section 1, (i) Attendance at any meeting provided for under Sections 1.b, c, e, and f, shall also include payment to both the primary representative and the alternate representative to said body if they both attend said meeting. Record full amount on timesheet for attendance by alternates			
Total No. of Watermaster Meetings Attended			0
Total No. of Watermaster Meetings Paid			0

DIRECTOR *Opal Woodruff Jr*
SIGNATURE *Kati Parker*

Approved by: *Kathy Besser*
for Paul Hofer
President, Board of Directors

IEUA DIRECTOR PAYSHEET

KATI PARKER
 EMPLOYEE NO. 1362
 ACCOUNT NO. 10200 1100100 100000 501010

JANUARY 2019

DATE	TYPE OF MEETING	ATTENDANCE	TOTAL COMPENSATION
01-02-19	IEUA Board Meeting	(Cancelled)	\$-0-
01-09-19	IEUA Eng., Ops, & WR Committee	Yes	\$247.50
01-16-19	IEUA Board Meeting	Yes	\$247.50
01-17-19	Meeting w/Interim General Manager Kirby Brill to discuss Agency goals	Yes (staff)	\$-0-
01-21-19	Special IEUA Board Meeting	Yes	\$247.50
TOTAL REIMBURSEMENT			\$742.50
Up to 10 days of service per month per Ordinance No. 105, including MWD meetings at \$247.50 (eff. 07/01/17). IEUA pays both primary and alternate for attendance.			
Total No. of Meetings Attended			4
Total No. of Meetings Paid			3

DIRECTOR SIGNATURE *Paul Wooley for Director Parker*

Approved by: *Kathy Besser*
 for Paul Hofer
 President, Board of Directors

**DIRECTOR PAYSHEET FOR IEUA REPRESENTATIVE
ON REGIONAL POLICY COMMITTEE**

KATI PARKER
EMPLOYEE NO. 1362
ACCOUNT NO. 10900 110100 500000 501215

JANUARY 2019

DATE	TYPE OF MEETING	ATTENDANCE	TOTAL COMPENSATION
01-03-19	Policy Committee Meeting	(Cancelled)	\$-0-
TOTAL REIMBURSEMENT (Up to 10 days of service per month per Ordinance No. 105, including MWD meetings at \$247.50 (eff. 07/01/17.) IEUA pays Regional Policy Committee members (total amount of \$247.50, should reflect on timesheet))			\$-0-
Total No. of Meetings Attended			0
Total No. of Meetings Paid			0

**DIRECTOR
SIGNATURE**

Kati Parker

Director Parker

Approved by:

Kathy Besser
for *Paul Hofer*

President, Board of Directors

Attachment 2F

Payroll-Net Pay-Employees

Non-Board Members	PP 3 Checks	PP 3 EFTs	PP 4 Checks	PP 4 EFTs	February
NET PAY TO EE	\$0.00	\$749,503.55	\$0.00	\$762,976.74	\$1,512,480.29

INLAND EMPIRE UTILITIES AGENCY

Payroll for February 1, 2019

Presented at Board Meeting on April 17, 2019

GROSS PAYROLL COSTS			\$1,331,087.90
DEDUCTIONS			(\$581,584.35)
NET PAYROLL			749,503.55
NET PAYROLL BREAKDOWN	CHECKS	EFT	TOTAL
CHECKS USED			
TRANSACTION PROCESSED	0	363	363
AMOUNT	\$0.00	\$749,503.55	<u>\$749,503.55</u>

INLAND EMPIRE UTILITIES AGENCY

Payroll for February 15, 2019

Presented at Board Meeting on April 17, 2019

GROSS PAYROLL COSTS			\$1,353,563.30
DEDUCTIONS			(\$590,586.56)
NET PAYROLL			762,976.74
NET PAYROLL BREAKDOWN	CHECKS	EFT	TOTAL
CHECKS USED			
TRANSACTION PROCESSED		363	363
AMOUNT	\$0.00	\$762,976.74	<u>\$762,976.74</u>

**CONSENT
CALENDAR
ITEM**

2C

Date: April 17, 2019

To: The Honorable Board of Directors

From: Shivaji Deshmukh, General Manager *ASW*

Committee:

Executive Contact: Christina Valencia, Executive Manager of Finance & Administration/AGM

Subject: Resolution No. 2019-4-3, Approving the Amendment to the Agency's Salary Schedule/Matrix

Executive Summary:

California Code of Regulations (CCR) §570.5 establishes the requirement for California Public Employees' Retirement System (CalPERS) agencies to have a current, duly approved and adopted pay schedule by the agency's governing body. Maintenance of the Agency's salary schedules/matrices falls under the responsibility of the Human Resources Department, which includes presenting a revised comprehensive salary resolution to the Board of Directors as changes occur. The last salary schedule/matrix update for all the groups was approved by the Board on December 19, 2018.

The Salary Matrix has been updated to include a new range and step which coincides with the employment contract of the new General Manager effective 4/8/2019. It also removes classification(s) and salary ranges/steps that no longer exist in the Agency's structure.

CalPERS employers may only report payrates, for the purposes of calculating retirement benefits, that meet the definition of a Publicly Available Salary Schedule as defined by CCR 570.5.

Staff's Recommendation:

Adopt Resolution No. 2019-4-3, approving the amendment to the Agency's salary schedule/matrix.

Budget Impact *Budgeted (Y/N): Y* *Amendment (Y/N): N* *Amount for Requested Approval:*

Account/Project Name:

Fiscal Impact *(explain if not budgeted):*

Funding is appropriated in the FY 2018/19 Budget.

Prior Board Action:

On December 19, 2018, the Board of Directors adopted Resolution No. 2018-12-8, approving the amendment of the Salary Schedule/Matrix for all employee groups.

Environmental Determination:

Not Applicable

Business Goal:

Workplace Environment: IEUA is committed to providing a dynamic work environment with a highly skilled and dedicated workforce.

Attachments:

Attachment 1 - Resolution No. 2019-4-3

RESOLUTION NO. 2019-4-3

RESOLUTION OF THE BOARD OF DIRECTORS OF THE INLAND EMPIRE UTILITIES AGENCY*, SAN BERNARDINO COUNTY, CALIFORNIA, APPROVING THE AMENDMENT OF THE AGENCY'S SALARY SCHEDULE/MATRIX

WHEREAS, the Agency has a classification and compensation change as a result of hiring a new General Manager with a new salary set by employment contract that needs to be updated on the Agency's salary matrix; and

WHEREAS, the Agency now desires to update the salary and classification information to comply with the California Code of Regulations (CCR) §570.5;

NOW, THEREFORE, the Board of Directors of the Inland Empire Utilities Agency* does hereby RESOLVE, DETERMINE AND ORDER as follows:

SECTION 1: The Agency's salary schedule/matrix is hereby adopted and set forth in Exhibit "1" of this resolution.

SECTION 2: The salary information contained in Exhibit "1" shall be effective as of April 1, 2019.

ADOPTED the 17th day of April 2019.

Paul Hofer
President of the Inland Empire
Utilities Agency* and of the
Board of Directors thereof

ATTEST:

Kati Parker
Secretary/Treasurer of the Inland Empire
Utilities Agency* and of the
Board of Directors thereof

*A Municipal Water District

STATE OF CALIFORNIA)
COUNTY OF) SS
SAN BERNARDINO)

I, Kati Parker, Secretary/Treasurer of the Inland Empire Utilities Agency*, DO
HEREBY CERTIFY that the foregoing Resolution being No. 2019-4-3, was adopted at a regular
Board Meeting on April 17, 2019, of said Agency by the following vote:

AYES:

NOES:

ABSTAIN:

ABSENT:

Kati Parker
Secretary/Treasurer of the Inland Empire
Utilities Agency* and of the
Board of Directors thereof

(SEAL)

*A Municipal Water District

Inland Empire Utilities Agency
Salary Matrix
Effective April 1, 2019

EXHIBIT 1

CLASSIFICATION TITLE	Salary Range	Unit	FLSA
Accountant I	173	UN	Exempt
Accountant II	175	PR	Exempt
Accounting Supervisor	184	SU	Exempt
Accounting Technician I	170	GU	Non-exempt
Accounting Technician II	173	GU	Non-exempt
Administrative Assistant I	171	GU	Non-exempt
Administrative Assistant I (confidential)	171	UN	Non-exempt
Administrative Assistant II	174	PR	Non-exempt
Administrative Assistant II (confidential)	174	UN	Non-exempt
Assistant Engineer	179	UN	Exempt
Associate Engineer	182	UN	Exempt
Biologist ¹	181	LB	Exempt
Board Secretary/Office Manager	188	UN	Exempt
Budget Officer	186	UN	Exempt
Business Systems Analyst I	179	PR	Exempt
Business Systems Analyst II	181	PR	Exempt
Business Systems Supervisor	184	SU	Exempt
CAD Designer	178	UN	Non-exempt
Chemist	181	LB	Exempt
Chief Financial Officer	192	UN	Exempt
Chief Information Technology Officer	192	UN	Exempt
Collection System Operator I	171	GU	Non-exempt
Collection System Operator II	175	GU	Non-exempt
Collection System Operator III	177	GU	Non-exempt
Collection System Supervisor	184	SU	Exempt
Compost Facility Supervisor	185	SU	Exempt
Compost Operator	174	GU	Non-exempt
Compost Sales Representative	181	PR	Exempt
Compost Worker	170	GU	Non-exempt
Construction Project Inspector	180	UN	Non-exempt
Construction Project Manager - PE	186	PR	Exempt
Contracts Administrator I	177	PR	Exempt
Contracts Administrator II	180	PR	Exempt
Contracts and Procurement Supervisor	184	SU	Exempt
Control Systems Analyst I	180	GU	Non-exempt
Control Systems Analyst II	182	GU	Non-exempt
Deputy Manager of Capital Improvement Projects	188	UN	Exempt
Deputy Manager of Construction Management	188	UN	Exempt
Deputy Manager of Engineering	189	UN	Exempt
Deputy Manager of Grants	188	UN	Exempt
Deputy Manager of Human Resources	188	UN	Exempt
Deputy Manager of Integrated Systems Services	188	UN	Exempt
Deputy Manager of Maintenance	188	UN	Exempt
Deputy Manager of Operations	188	UN	Exempt

Inland Empire Utilities Agency
Salary Matrix
Effective April 1, 2019

EXHIBIT 1

CLASSIFICATION TITLE	Salary Range	Unit	FLSA
Deputy Manager of Planning & Environmental Resources	189	UN	Exempt
Deputy Manager of Safety	188	UN	Exempt
Electrical & Instrumentation Technician I	176	GU	Non-exempt
Electrical & Instrumentation Technician II	179	GU	Non-exempt
Electrical & Instrumentation Technician III	181	GU	Non-exempt
Electrical & Instrumentation Technician IV	182	GU	Non-exempt
Engineering Services Analyst	182	PR	Exempt
Engineering Services Specialist	179	UN	Exempt
Engineering Services Supervisor	184	SU	Exempt
Engineering Technician	175	GU	Non-exempt
Environmental Resources Planner I	179	UN	Exempt
Environmental Resources Planner II	182	UN	Exempt
Executive Assistant	178	UN	Exempt
Executive Manager of Engineering/Assistant General Manager	196	EX	Exempt
Executive Manager of External Affairs and Policy Development/AGM	196	EX	Exempt
Executive Manager of Finance & Administration/Assistant General Manager	196	EX	Exempt
Executive Manager of Operations/Assistant General Manager	196	EX	Exempt
External Affairs Analyst	180	UN	Exempt
External Affairs Specialist I	171	UN	Exempt
External Affairs Specialist I (Y-Rated) ²	202	UN	Exempt
External Affairs Specialist II	177	UN	Exempt
Facilities Program Supervisor	184	SU	Exempt
Facilities Specialist	177	PR	Exempt
Facilities Specialist - Landscape	177	UN	Exempt
Financial Analyst I	179	PR	Exempt
Financial Analyst II	181	PR	Exempt
General Manager	205	EX	Exempt
GIS Specialist	178	UN	Exempt
Grants Administrator	179	PR	Exempt
Groundwater Recharge Supervisor	187	SU	Exempt
Human Resources Analyst I	177	UN	Exempt
Human Resources Analyst II	179	UN	Exempt
Human Resources Officer	183	UN	Exempt
Human Resources Technician	171	UN	Non-exempt
HVAC Technician	177	GU	Non-exempt
Industrial Engine Technician I	177	GU	Non-exempt
Industrial Engine Technician II	181	GU	Non-exempt
Information Systems Analyst I	179	PR	Exempt
Information Systems Analyst II	181	PR	Exempt
Intern	001	OTR	Non-exempt
Internal Auditor	179	PR	Exempt
Inventory Resources Coordinator	181	PR	Exempt
Laboratory Assistant	172	LB	Non-exempt
Laboratory Scientist I	177	LB	Non-exempt

Inland Empire Utilities Agency
Salary Matrix
Effective April 1, 2019

EXHIBIT 1

CLASSIFICATION TITLE	Salary Range	Unit	FLSA
Laboratory Scientist II	179	LB	Non-exempt
Laboratory Supervisor	184	SU	Exempt
Maintenance Planner	181	GU	Non-exempt
Maintenance Supervisor	185	SU	Exempt
Manager of Business Information Services	190	UN	Exempt
Manager of Contracts & Procurement	190	UN	Exempt
Manager of Engineering	192	UN	Exempt
Manager of External Affairs	190	UN	Exempt
Manager of Finance & Accounting	190	UN	Exempt
Manager of Grants	190	UN	Exempt
Manager of Government Relations	190	UN	Exempt
Manager of Human Resources	190	UN	Exempt
Manager of Integrated Systems Services	190	UN	Exempt
Manager of Internal Audit	190	UN	Exempt
Manager of Laboratories	190	UN	Exempt
Manager of Operations & Maintenance	192	UN	Exempt
Manager of Planning & Environmental Resources	192	UN	Exempt
Manager of Regional Compost Authority	190	UN	Exempt
Manager of Technical Services	190	UN	Exempt
Materials Specialist	182	PR	Exempt
Mechanic I	172	GU	Non-exempt
Mechanic II	176	GU	Non-exempt
Mechanic III	179	GU	Non-exempt
Mechanic IV	181	GU	Non-exempt
Network Administrator	183	PR	Exempt
Office Assistant	166	GU	Non-exempt
Office Assistant (confidential)	166	UN	Non-exempt
Operations Specialist	179	UN	Exempt
Operations Supervisor	184	SU	Non-exempt
Pretreatment & Source Control Inspector I	174	GU	Non-exempt
Pretreatment & Source Control Inspector II	177	GU	Non-exempt
Principal Accountant	186	UN	Exempt
Process Automation & Controls Supervisor	185	SU	Exempt
Procurement Specialist I	174	PR	Non-exempt
Procurement Specialist II ³	175	PR	Non-exempt
Project Manager I	184	PR	Exempt
Project Manager II	185	PR	Exempt
Records Management Supervisor	184	SU	Exempt
Records Specialist	173	GU	Non-exempt
Recycled Water Distribution Operator	179	OP	Non-exempt
Risk Specialist	174	UN	Non-exempt
RW/Groundwater Recharge Operations & Maintenance Specialist	179	UN	Exempt
RW/Groundwater Recharge Systems Maintenance Technician	176	GU	Non-exempt
Safety Analyst	178	PR	Exempt

**Inland Empire Utilities Agency
Salary Matrix
Effective April 1, 2019**

EXHIBIT 1

CLASSIFICATION TITLE	Salary Range	Unit	FLSA
Safety Officer	184	SU	Exempt
Senior Accountant	179	PR	Exempt
Senior Associate Engineer	184	UN	Exempt
Senior Associate Engineer - PE	185	UN	Exempt
Senior Compost Operations & Maintenance Technician	181	GU	Non-exempt
Senior Construction Project Inspector	182	UN	Exempt
Senior Engineer	187	PR	Exempt
Senior Environmental Resources Planner	184	UN	Exempt
Senior External Affairs Specialist	180	UN	Exempt
Senior Financial Analyst	183	PR	Exempt
Senior Information Systems Analyst	182	PR	Exempt
Senior Internal Auditor	182	PR	Exempt
Senior Inventory Analyst	182	PR	Exempt
Senior Management Analyst	182	PR	Exempt
Senior Operations Specialist	184	UN	Exempt
Senior Pretreatment & Source Control Inspector	180	GU	Non-exempt
Senior Project Manager	187	PR	Exempt
Senior Wastewater Treatment Plant Operator	181	OP	Non-exempt
Senior Water Plant Operator	181	OP	Non-exempt
Senior Water Resources Analyst	184	PR	Exempt
Source Control/Environmental Resources Supervisor	187	SU	Exempt
Supervisor - Environmental Compliance & Energy	188	SU	Exempt
Systems Administrator	181	PR	Exempt
Technology Specialist I	178	GU	Non-exempt
Technology Specialist II	180	GU	Non-exempt
Technology Specialist III	182	GU	Non-exempt
Warehouse Technician	171	GU	Non-exempt
Wastewater Treatment Plant Operator I	174	OP	Non-exempt
Wastewater Treatment Plant Operator II	176	OP	Non-exempt
Wastewater Treatment Plant Operator III	178	OP	Non-exempt
Wastewater Treatment Plant Operator IV, V	180	OP	Non-exempt
Wastewater Treatment Plant Operator-in-Training	171	OP	Non-exempt
Water Plant Operator I	174	OP	Non-exempt
Water Plant Operator II	176	OP	Non-exempt
Water Plant Operator III	178	OP	Non-exempt
Water Plant Operator IV, V	180	OP	Non-exempt
Water Resources Supervisor	184	SU	Exempt

Notes:

1. Incumbent Biologist in this position prior to 7/1/01 shall be non-exempt.
2. The Y-Rated salary for this position is reflective of the incumbent in the position effective 11/1/14 formerly classified as CIP Coordinator.
3. Incumbent Procurement Specialist I reclassified to Procurement Specialist II on 7/1/18 shall be exempt.

Inland Empire Utilities Agency
Salary Matrix
Effective April 1, 2019

EXHIBIT 1

Range/Step	Hourly	Bi-Weekly	Monthly	Annually
165				
1	19.3994	1,551.95	3,362.57	40,351
2	19.8843	1,590.75	3,446.62	41,359
3	20.3814	1,630.51	3,532.78	42,393
4	20.8910	1,671.28	3,621.11	43,453
5	21.4132	1,713.06	3,711.63	44,540
6	21.9486	1,755.89	3,804.43	45,653
7	22.4973	1,799.78	3,899.53	46,794
8	23.0597	1,844.78	3,997.02	47,964
9	23.6363	1,890.90	4,096.95	49,163
166				
1	20.3680	1,629.44	3,530.46	42,365
2	20.8772	1,670.17	3,618.71	43,424
3	21.3991	1,711.93	3,709.18	44,510
4	21.9341	1,754.73	3,801.91	45,623
5	22.4824	1,798.59	3,896.95	46,763
6	23.0445	1,843.56	3,994.38	47,933
7	23.6206	1,889.65	4,094.23	49,131
8	24.2111	1,936.89	4,196.59	50,359
9	24.8164	1,985.31	4,301.50	51,618
167				
1	21.3860	1,710.88	3,706.90	44,483
2	21.9205	1,753.64	3,799.56	45,595
3	22.4685	1,797.48	3,894.55	46,735
4	23.0303	1,842.42	3,991.92	47,903
5	23.6060	1,888.48	4,091.71	49,101
6	24.1962	1,935.70	4,194.01	50,328
7	24.8011	1,984.09	4,298.86	51,586
8	25.4212	2,033.70	4,406.34	52,876
9	26.0567	2,084.54	4,516.49	54,198
168				
1	22.4532	1,796.26	3,891.89	46,703
2	23.0145	1,841.16	3,989.18	47,870
3	23.5899	1,887.19	4,088.92	49,067
4	24.1796	1,934.37	4,191.13	50,294
5	24.7841	1,982.73	4,295.91	51,551
6	25.4038	2,032.30	4,403.33	52,840
7	26.0389	2,083.11	4,513.40	54,161
8	26.6898	2,135.19	4,626.24	55,515
9	27.3570	2,188.56	4,741.89	56,903
169				
1	23.5743	1,885.95	4,086.22	49,035
2	24.1637	1,933.10	4,188.37	50,260
3	24.7677	1,981.42	4,293.07	51,517
4	25.3870	2,030.96	4,400.41	52,805

Inland Empire Utilities Agency

EXHIBIT 1

Salary Matrix
Effective April 1, 2019

Range/Step	Hourly	Bi-Weekly	Monthly	Annually
5	26.0216	2,081.73	4,510.41	54,125
6	26.6722	2,133.78	4,623.18	55,478
7	27.3390	2,187.12	4,738.76	56,865
8	28.0224	2,241.80	4,857.22	58,287
9	28.7230	2,297.84	4,978.65	59,744
170				
1	24.7537	1,980.30	4,290.65	51,488
2	25.3726	2,029.80	4,397.91	52,775
3	26.0068	2,080.54	4,507.85	54,094
4	26.6570	2,132.56	4,620.54	55,447
5	27.3234	2,185.87	4,736.06	56,833
6	28.0065	2,240.52	4,854.47	58,254
7	28.7067	2,296.54	4,975.83	59,710
8	29.4244	2,353.95	5,100.23	61,203
9	30.1600	2,412.80	5,227.74	62,733
171				
1	25.9914	2,079.31	4,505.17	54,062
2	26.6412	2,131.29	4,617.81	55,414
3	27.3072	2,184.57	4,733.24	56,799
4	27.9898	2,239.19	4,851.57	58,219
5	28.6897	2,295.17	4,972.87	59,674
6	29.4069	2,352.55	5,097.19	61,166
7	30.1421	2,411.36	5,224.62	62,695
8	30.8955	2,471.64	5,355.23	64,263
9	31.6680	2,533.44	5,489.12	65,869
172				
1	27.2918	2,183.34	4,730.58	56,767
2	27.9741	2,237.93	4,848.85	58,186
3	28.6735	2,293.88	4,970.08	59,641
4	29.3903	2,351.22	5,094.32	61,132
5	30.1251	2,410.01	5,221.69	62,660
6	30.8783	2,470.26	5,352.23	64,227
7	31.6501	2,532.01	5,486.02	65,832
8	32.4415	2,595.32	5,623.19	67,478
9	33.2524	2,660.20	5,763.76	69,165
173				
1	28.6551	2,292.41	4,966.89	59,603
2	29.3714	2,349.71	5,091.05	61,093
3	30.1058	2,408.46	5,218.34	62,620
4	30.8584	2,468.67	5,348.78	64,185
5	31.6298	2,530.38	5,482.50	65,790
6	32.4206	2,593.64	5,619.56	67,435
7	33.2311	2,658.49	5,760.05	69,121
8	34.0619	2,724.96	5,904.07	70,849
9	34.9135	2,793.08	6,051.67	72,620

Inland Empire Utilities Agency
Salary Matrix
Effective April 1, 2019

EXHIBIT 1

Range/Step	Hourly	Bi-Weekly	Monthly	Annually
174				
1	30.0856	2,406.85	5,214.83	62,578
2	30.8377	2,467.01	5,345.20	64,142
3	31.6087	2,528.69	5,478.83	65,746
4	32.3990	2,591.92	5,615.82	67,390
5	33.2089	2,656.71	5,756.21	69,075
6	34.0391	2,723.13	5,900.11	70,801
7	34.8901	2,791.21	6,047.61	72,571
8	35.7623	2,860.99	6,198.80	74,386
9	36.6564	2,932.51	6,353.77	76,245
175				
1	31.5879	2,527.03	5,475.23	65,703
2	32.3776	2,590.21	5,612.12	67,345
3	33.1870	2,654.96	5,752.41	69,029
4	34.0167	2,721.34	5,896.23	70,755
5	34.8671	2,789.37	6,043.64	72,524
6	35.7388	2,859.10	6,194.72	74,337
7	36.6323	2,930.58	6,349.60	76,195
8	37.5480	3,003.84	6,508.33	78,100
9	38.4868	3,078.94	6,671.04	80,052
176				
1	33.1664	2,653.31	5,748.84	68,986
2	33.9956	2,719.65	5,892.57	70,711
3	34.8454	2,787.63	6,039.87	72,478
4	35.7165	2,857.32	6,190.86	74,290
5	36.6094	2,928.76	6,345.64	76,148
6	37.5247	3,001.98	6,504.29	78,051
7	38.4628	3,077.02	6,666.88	80,003
8	39.4243	3,153.95	6,833.55	82,003
9	40.4100	3,232.80	7,004.40	84,053
177				
1	34.8255	2,786.04	6,036.43	72,437
2	35.6962	2,855.69	6,187.34	74,248
3	36.5886	2,927.09	6,342.03	76,104
4	37.5034	3,000.27	6,500.59	78,007
5	38.4410	3,075.28	6,663.10	79,957
6	39.4020	3,152.16	6,829.67	81,956
7	40.3870	3,230.96	7,000.42	84,005
8	41.3967	3,311.73	7,175.42	86,105
9	42.4315	3,394.52	7,354.80	88,258
178				
1	36.5655	2,925.24	6,338.01	76,056
2	37.4796	2,998.37	6,496.47	77,958
3	38.4166	3,073.33	6,658.88	79,907
4	39.3771	3,150.17	6,825.36	81,904

Inland Empire Utilities Agency

EXHIBIT 1

Salary Matrix

Effective April 1, 2019

Range/Step	Hourly	Bi-Weekly	Monthly	Annually
5	40.3615	3,228.92	6,995.99	83,952
6	41.3705	3,309.64	7,170.89	86,051
7	42.4048	3,392.39	7,350.17	88,202
8	43.4649	3,477.19	7,533.92	90,407
9	44.5515	3,564.12	7,722.26	92,667
179				
1	38.3952	3,071.61	6,655.16	79,862
2	39.3550	3,148.40	6,821.54	81,858
3	40.3389	3,227.11	6,992.07	83,905
4	41.3474	3,307.79	7,166.87	86,002
5	42.3811	3,390.49	7,346.05	88,153
6	43.4406	3,475.25	7,529.70	90,356
7	44.5266	3,562.13	7,717.94	92,615
8	45.6398	3,651.18	7,910.89	94,931
9	46.7808	3,742.46	8,108.67	97,304
180				
1	40.3144	3,225.15	6,987.83	83,854
2	41.3223	3,305.79	7,162.54	85,950
3	42.3554	3,388.43	7,341.60	88,099
4	43.4142	3,473.14	7,525.13	90,302
5	44.4996	3,559.96	7,713.26	92,559
6	45.6120	3,648.96	7,906.09	94,873
7	46.7524	3,740.19	8,103.74	97,245
8	47.9212	3,833.70	8,306.34	99,676
9	49.1193	3,929.54	8,514.01	102,168
181				
1	42.3279	3,386.23	7,336.83	88,042
2	43.3862	3,470.89	7,520.27	90,243
3	44.4708	3,557.66	7,708.27	92,499
4	45.5825	3,646.60	7,900.97	94,812
5	46.7221	3,737.77	8,098.50	97,182
6	47.8902	3,831.22	8,300.97	99,612
7	49.0875	3,927.00	8,508.49	102,102
8	50.3146	4,025.17	8,721.20	104,654
9	51.5724	4,125.80	8,939.22	107,271
182				
1	44.4446	3,555.56	7,703.72	92,445
2	45.5557	3,644.45	7,896.32	94,756
3	46.6945	3,735.56	8,093.72	97,125
4	47.8619	3,828.95	8,296.06	99,553
5	49.0585	3,924.68	8,503.47	102,042
6	50.2849	4,022.80	8,716.06	104,593
7	51.5420	4,123.36	8,933.94	107,207
8	52.8306	4,226.45	9,157.31	109,888
9	54.1513	4,332.10	9,386.23	112,635

**Inland Empire Utilities Agency
Salary Matrix
Effective April 1, 2019**

EXHIBIT 1

Range/Step	Hourly	Bi-Weekly	Monthly	Annually
183				
1	46.6687	3,733.50	8,089.25	97,071
2	47.8355	3,826.84	8,291.49	99,498
3	49.0314	3,922.51	8,498.78	101,985
4	50.2572	4,020.58	8,711.25	104,535
5	51.5136	4,121.09	8,929.02	107,148
6	52.8014	4,224.11	9,152.25	109,827
7	54.1215	4,329.72	9,381.07	112,573
8	55.4745	4,437.96	9,615.58	115,387
9	56.8614	4,548.91	9,855.98	118,272
184				
1	49.0006	3,920.05	8,493.44	101,921
2	50.2256	4,018.05	8,705.77	104,469
3	51.4813	4,118.50	8,923.43	107,081
4	52.7683	4,221.47	9,146.51	109,758
5	54.0876	4,327.00	9,375.18	112,502
6	55.4397	4,435.18	9,609.55	115,315
7	56.8257	4,546.06	9,849.80	118,198
8	58.2463	4,659.71	10,096.03	121,152
9	59.7026	4,776.21	10,348.45	124,181
185				
1	51.4491	4,115.93	8,917.85	107,014
2	52.7354	4,218.83	9,140.80	109,690
3	54.0537	4,324.29	9,369.31	112,432
4	55.4051	4,432.40	9,603.54	115,243
5	56.7902	4,543.21	9,843.63	118,124
6	58.2100	4,656.80	10,089.73	121,077
7	59.6652	4,773.22	10,341.97	124,104
8	61.1568	4,892.54	10,600.51	127,206
9	62.6858	5,014.86	10,865.54	130,386
186				
1	54.0231	4,321.85	9,364.01	112,368
2	55.3737	4,429.89	9,598.11	115,177
3	56.7580	4,540.64	9,838.06	118,057
4	58.1770	4,654.16	10,084.01	121,008
5	59.6314	4,770.52	10,336.12	124,033
6	61.1223	4,889.78	10,594.52	127,134
7	62.6502	5,012.02	10,859.37	130,312
8	64.2165	5,137.32	11,130.86	133,570
9	65.8220	5,265.76	11,409.14	136,910
187				
1	56.7228	4,537.82	9,831.95	117,983
2	58.1407	4,651.26	10,077.73	120,933
3	59.5943	4,767.54	10,329.68	123,956
4	61.0842	4,886.73	10,587.93	127,055

Inland Empire Utilities Agency

EXHIBIT 1

Salary Matrix
Effective April 1, 2019

Range/Step	Hourly	Bi-Weekly	Monthly	Annually
5	62.6112	5,008.90	10,852.62	130,231
6	64.1766	5,134.13	11,123.95	133,487
7	65.7810	5,262.48	11,402.03	136,824
8	67.4255	5,394.04	11,687.09	140,245
9	69.1111	5,528.89	11,979.26	143,751
188				
1	59.5569	4,764.55	10,323.19	123,878
2	61.0458	4,883.66	10,581.27	126,975
3	62.5719	5,005.75	10,845.80	130,150
4	64.1362	5,130.89	11,116.93	133,403
5	65.7396	5,259.17	11,394.86	136,738
6	67.3831	5,390.65	11,679.74	140,157
7	69.0677	5,525.42	11,971.74	143,661
8	70.7943	5,663.55	12,271.02	147,252
9	72.5643	5,805.14	12,577.81	150,934
189				
1	62.5344	5,002.75	10,839.30	130,072
2	64.0979	5,127.83	11,110.29	133,324
3	65.7003	5,256.02	11,388.05	136,657
4	67.3428	5,387.42	11,672.75	140,073
5	69.0264	5,522.11	11,964.57	143,575
6	70.7520	5,660.16	12,263.67	147,164
7	72.5207	5,801.66	12,570.26	150,843
8	74.3339	5,946.71	12,884.54	154,614
9	76.1922	6,095.38	13,206.65	158,480
190				
1	65.6600	5,252.80	11,381.07	136,573
2	67.3015	5,384.12	11,665.60	139,987
3	68.9841	5,518.73	11,957.24	143,487
4	70.7087	5,656.69	12,256.17	147,074
5	72.4764	5,798.11	12,562.58	150,751
6	74.2883	5,943.06	12,876.64	154,520
7	76.1455	6,091.64	13,198.55	158,383
8	78.0492	6,243.93	13,528.53	162,342
9	80.0004	6,400.03	13,866.73	166,401
191				
1	68.9426	5,515.41	11,950.05	143,401
2	70.6662	5,653.29	12,248.80	146,986
3	72.4328	5,794.62	12,555.02	150,660
4	74.2436	5,939.49	12,868.89	154,427
5	76.0997	6,087.98	13,190.61	158,287
6	78.0022	6,240.18	13,520.39	162,245
7	79.9523	6,396.18	13,858.40	166,301
8	81.9511	6,556.09	14,204.86	170,458
9	83.9999	6,719.99	14,559.99	174,720

Inland Empire Utilities Agency
Salary Matrix
Effective April 1, 2019

EXHIBIT 1

Range/Step	Hourly	Bi-Weekly	Monthly	Annually
192				
1	72.3911	5,791.29	12,547.79	150,573
2	74.2009	5,936.07	12,861.49	154,338
3	76.0559	6,084.48	13,183.03	158,196
4	77.9572	6,236.58	13,512.59	162,151
5	79.9063	6,392.50	13,850.42	166,205
6	81.9038	6,552.31	14,196.67	170,360
7	83.9515	6,716.12	14,551.60	174,619
8	86.0502	6,884.02	14,915.37	178,984
9	88.2015	7,056.12	15,288.27	183,459
193				
1	76.0100	6,080.80	13,175.07	158,101
2	77.9102	6,232.82	13,504.43	162,053
3	79.8580	6,388.64	13,842.05	166,105
4	81.8544	6,548.35	14,188.10	170,257
5	83.9008	6,712.07	14,542.81	174,514
6	85.9983	6,879.86	14,906.37	178,876
7	88.1482	7,051.86	15,279.03	183,348
8	90.3520	7,228.16	15,661.01	187,932
9	92.6108	7,408.86	16,052.54	192,630
194				
1	79.8127	6,385.02	13,834.21	166,011
2	81.8080	6,544.64	14,180.06	170,161
3	83.8532	6,708.26	14,534.56	174,415
4	85.9495	6,875.96	14,897.92	178,775
5	88.0984	7,047.87	15,270.38	183,245
6	90.3008	7,224.07	15,652.14	187,826
7	92.5583	7,404.66	16,043.44	192,521
8	94.8722	7,589.78	16,444.52	197,334
9	97.2440	7,779.52	16,855.63	202,268
195				
1	83.8038	6,704.30	14,525.99	174,312
2	85.8988	6,871.91	14,889.13	178,670
3	88.0464	7,043.71	15,261.38	183,137
4	90.2475	7,219.80	15,642.90	187,715
5	92.5037	7,400.30	16,033.98	192,408
6	94.8163	7,585.31	16,434.83	197,218
7	97.1868	7,774.94	16,845.70	202,148
8	99.6164	7,969.31	17,266.84	207,202
9	102.1068	8,168.55	17,698.52	212,382
196				
1	87.9922	7,039.38	15,251.98	183,024
2	90.1921	7,215.36	15,633.29	187,599
3	92.4468	7,395.74	16,024.11	192,289
4	94.7580	7,580.64	16,424.72	197,097

Inland Empire Utilities Agency

EXHIBIT 1

Salary Matrix

Effective April 1, 2019

Range/Step	Hourly	Bi-Weekly	Monthly	Annually
5	97.1269	7,770.15	16,835.32	202,024
6	99.5551	7,964.41	17,256.23	207,075
7	102.0440	8,163.52	17,687.63	212,252
8	104.5950	8,367.60	18,129.80	217,558
9	107.2099	8,576.79	18,583.05	222,997
197				
1	92.3913	7,391.31	16,014.50	192,174
2	94.7011	7,576.09	16,414.86	196,978
3	97.0687	7,765.49	16,825.24	201,903
4	99.4954	7,959.63	17,245.86	206,950
5	101.9827	8,158.62	17,677.01	212,124
6	104.5324	8,362.59	18,118.95	217,427
7	107.1457	8,571.66	18,571.92	222,863
8	109.8243	8,785.95	19,036.22	228,435
9	112.5699	9,005.59	19,512.12	234,145
198				
1	97.0103	7,760.82	16,815.11	201,781
2	99.4355	7,954.84	17,235.48	206,826
3	101.9214	8,153.71	17,666.37	211,996
4	104.4694	8,357.56	18,108.04	217,296
5	107.0811	8,566.49	18,560.73	222,729
6	109.7582	8,780.66	19,024.75	228,297
7	112.5022	9,000.17	19,500.38	234,005
8	115.3147	9,225.18	19,987.88	239,855
9	118.1976	9,455.81	20,487.58	245,851
199				
1	104.2884	8,343.07	18,076.66	216,920
2	106.8956	8,551.64	18,528.56	222,343
3	109.5680	8,765.44	18,991.78	227,901
4	112.3072	8,984.57	19,466.58	233,599
5	115.1149	9,209.19	19,953.25	239,439
6	117.9928	9,439.42	20,452.08	245,425
7	120.9426	9,675.41	20,963.38	251,561
8	123.9661	9,917.29	21,487.46	257,850
9	127.0653	10,165.22	22,024.65	264,296
200				
1	112.1091	8,968.73	19,432.24	233,187
2	114.9118	9,192.95	19,918.05	239,017
3	117.7847	9,422.78	20,416.01	244,992
4	120.7293	9,658.34	20,926.41	251,117
5	123.7475	9,899.80	21,449.56	257,395
6	126.8412	10,147.29	21,985.80	263,830
7	130.0122	10,400.98	22,535.45	270,425
8	133.2625	10,661.00	23,098.84	277,186
9	136.5941	10,927.52	23,676.30	284,116

Inland Empire Utilities Agency
Salary Matrix
Effective April 1, 2019

EXHIBIT 1

Range/Step	Hourly	Bi-Weekly	Monthly	Annually
202				
1	42.9806	3,438.45	7,449.97	89,400
205				
1	137.0192	10,961.54	23,750.00	285,000
001				
1	12.0000			
2	13.0000			
3	14.0000			
4	15.0000			
5	16.0000			
6	17.0000			

**CONSENT
CALENDAR
ITEM**

2D



Date: April 17, 2019

To: The Honorable Board of Directors

From: Shivaji Deshmukh, General Manager

Committee: Community & Legislative Affairs

ASD
04/10/19

Executive Contact: Kathy Besser, Executive Manager of Ext. Aff. & Policy Dev./AGM

Subject: Adopt Positions on Various State Bills

Executive Summary:

The State legislature began the 2019 session on January 7. By the bill introduction deadline (February 22), 2,576 bills had been introduced for consideration. The following bills have the potential to impact the Agency and fall within Board-adopted Legislative Policy Principles:

1. AB 292 (Quirk, Hayward) - Recycled Water: raw water and groundwater augmentation.
2. AB 405 (Rubio, Baldwin Park) - Sales and Use Taxes: exemption of chemicals used for water treatment from sales tax.
3. AB 557 (Wood, Santa Rosa) - Atmospheric Rivers: research, mitigation and climate forecasting.
4. AB 654 (Rubio) - Public Records: utility customers: disclosure of personal information.
5. AB 1180 (Friedman, Glendale) - Water: recycled water.
6. AB 1672 (Bloom, Santa Monica) - Product Labeling: flushable products.
7. SB 332 (Hertzberg, Van Nuys) - Wastewater Treatment: recycled water.
8. AJR 8 (Quirk) - Invasive Species: Federal Nutria Eradication and Control Act of 2003.

Staff's Recommendation:

Adopt a position of "Support" for the following seven bills: AB 292 (Quirk); AB 405 (Rubio); AB 557 (Wood); AB 654 (Rubio); AB 1180 (Friedman); AB 1672 (Bloom); AJR 8 (Quirk); and

Adopt a position of "Oppose Unless Amended" for SB 332 (Hertzberg)

Budget Impact *Budgeted (Y/N): Y Amendment (Y/N): Y Amount for Requested Approval:*

Account/Project Name:

N/A

Fiscal Impact (explain if not budgeted):

N/A

Prior Board Action:

Adoption of 2019 Legislative Policy Principles.

Environmental Determination:

Not Applicable

Business Goal:

Taking legislative positions is in line with IEUA's business practices goal of advocating for the development of policies, legislation and regulations that benefit the region.

Attachments:

- Attachment 1 - Background
- Attachment 2 - AB 292 (Quirk): Bill language
- Attachment 3 - AB 405 (Rubio): Bill language and fact sheet
- Attachment 4 - AB 557 (Wood): Bill language
- Attachment 5 - AB 654 (Rubio): Bill language and fact sheet
- Attachment 6 - AB 1180 (Friedman): Bill language and fact sheet
- Attachment 7 - AB 1672 (Bloom): Bill language and fact sheet
- Attachment 8 - AJR 8 (Quirk): Bill language and fact sheet
- Attachment 9 - SB 332 (Hertzberg): Bill language and fact sheet

Background

Subject: Adopt Positions on Various State Bills

The following table provides a summary of current positions taken by the Metropolitan Water District of Southern California (MWD) and four of IEUA's membership organizations for the Committee's reference.

Bill	Recommended IEUA Position	MWD	CASA	SCWC	WaterReuse	ACWA
AB 292 (Quirk)	Support	<i>Support</i>	<i>Support</i>		Sponsor	<i>Support</i>
AB 405 (Rubio)	Support					<i>Support</i>
AB 557 (Wood)	Support			<i>Support</i>		<i>Support</i>
AB 654 (Rubio)	Support	<i>Support</i>				<i>Support</i>
AB 1180 (Friedman)	Support		<i>Support</i>		Sponsor	<i>Support</i>
AB 1672 (Bloom)	Support		Sponsor			
SB 332 (Hertzberg)	Oppose Unless Amended		<i>Oppose</i>		<i>Oppose Unless Amended</i>	<i>Oppose</i>
AJR 8 (Quirk)	Support	<i>Support</i>		<i>Support</i>		<i>Support</i>

Membership Organization Acronyms:

- CASA: California Association of Sanitation Agencies
- SCWC: Southern California Water Coalition
- ACWA: Association of California Water Agencies

AMENDED IN ASSEMBLY MARCH 6, 2019

AMENDED IN ASSEMBLY MARCH 4, 2019

CALIFORNIA LEGISLATURE—2019–20 REGULAR SESSION

ASSEMBLY BILL

No. 292

Introduced by Assembly Member Quirk

January 28, 2019

An act to amend Sections 10608.12, 10633, 13263.7, 13561, 13561.2, 13570, and 13578 of the Water Code, relating to water.

LEGISLATIVE COUNSEL'S DIGEST

AB 292, as amended, Quirk. Recycled water: raw water and groundwater augmentation.

Existing law requires the State Water Resources Control Board, on or before December 31, 2023, to adopt uniform water recycling criteria for direct potable reuse through raw water augmentation, as specified. Existing law defines “direct potable reuse” and “indirect potable reuse for groundwater recharge” for these purposes.

This bill would eliminate the definition of “direct potable reuse” and instead would substitute the term “groundwater augmentation” for “indirect potable reuse for groundwater recharge” in these definitions. The bill would revise the definition of “treated drinking water augmentation.” The bill would require, on or before December 31, 2023, the state board to adopt uniform water recycling criteria for raw water augmentation. The bill would make conforming changes in other areas relating to potable reuse.

Vote: majority. Appropriation: no. Fiscal committee: yes.
State-mandated local program: no.

The people of the State of California do enact as follows:

1 SECTION 1. Section 10608.12 of the Water Code is amended
2 to read:

3 10608.12. Unless the context otherwise requires, the following
4 definitions govern the construction of this part:

5 (a) "Agricultural water supplier" means a water supplier, either
6 publicly or privately owned, providing water to 10,000 or more
7 irrigated acres, excluding recycled water. "Agricultural water
8 supplier" includes a supplier or contractor for water, regardless of
9 the basis of right, that distributes or sells water for ultimate resale
10 to customers. "Agricultural water supplier" does not include the
11 department.

12 (b) "Base daily per capita water use" means any of the
13 following:

14 (1) The urban retail water supplier's estimate of its average
15 gross water use, reported in gallons per capita per day and
16 calculated over a continuous 10-year period ending no earlier than
17 December 31, 2004, and no later than December 31, 2010.

18 (2) For an urban retail water supplier that meets at least 10
19 percent of its 2008 measured retail water demand through recycled
20 water that is delivered within the service area of an urban retail
21 water supplier or its urban wholesale water supplier, the urban
22 retail water supplier may extend the calculation described in
23 paragraph (1) up to an additional five years to a maximum of a
24 continuous 15-year period ending no earlier than December 31,
25 2004, and no later than December 31, 2010.

26 (3) For the purposes of Section 10608.22, the urban retail water
27 supplier's estimate of its average gross water use, reported in
28 gallons per capita per day and calculated over a continuous
29 five-year period ending no earlier than December 31, 2007, and
30 no later than December 31, 2010.

31 (c) "Baseline commercial, industrial, and institutional water
32 use" means an urban retail water supplier's base daily per capita
33 water use for commercial, industrial, and institutional users.

34 (d) "CII water use" means water used by commercial water
35 users, industrial water users, institutional water users, and large
36 landscape water users.

37 (e) "Commercial water user" means a water user that provides
38 or distributes a product or service.

- 1 (f) “Compliance daily per capita water use” means the gross
2 water use during the final year of the reporting period, reported in
3 gallons per capita per day.
- 4 (g) “Disadvantaged community” means a community with an
5 annual median household income that is less than 80 percent of
6 the statewide annual median household income.
- 7 (h) “Gross water use” means the total volume of water, whether
8 treated or untreated, entering the distribution system of an urban
9 retail water supplier, excluding all of the following:
- 10 (1) Recycled water that is delivered within the service area of
11 an urban retail water supplier or its urban wholesale water supplier.
- 12 (2) The net volume of water that the urban retail water supplier
13 places into long-term storage.
- 14 (3) The volume of water the urban retail water supplier conveys
15 for use by another urban water supplier.
- 16 (4) The volume of water delivered for agricultural use, except
17 as otherwise provided in subdivision (f) of Section 10608.24.
- 18 (i) “Industrial water user” means a water user that is primarily
19 a manufacturer or processor of materials as defined by the North
20 American Industry Classification System code sectors 31 to 33,
21 inclusive, or an entity that is a water user primarily engaged in
22 research and development.
- 23 (j) “Institutional water user” means a water user dedicated to
24 public service. This type of user includes, among other users,
25 higher education institutions, schools, courts, churches, hospitals,
26 government facilities, and nonprofit research institutions.
- 27 (k) “Interim urban water use target” means the midpoint between
28 the urban retail water supplier’s base daily per capita water use
29 and the urban retail water supplier’s urban water use target for
30 2020.
- 31 (l) “Large landscape” means a nonresidential landscape as
32 described in the performance measures for CII water use adopted
33 pursuant to Section 10609.10.
- 34 (m) “Locally cost effective” means that the present value of the
35 local benefits of implementing an agricultural efficiency water
36 management practice is greater than or equal to the present value
37 of the local cost of implementing that measure.
- 38 (n) “Performance measures” means actions to be taken by urban
39 retail water suppliers that will result in increased water use
40 efficiency by CII water users. Performance measures may include,

1 but are not limited to, educating CII water users on best
2 management practices, conducting water use audits, and preparing
3 water management plans. Performance measures do not include
4 process water.

5 (o) “Potable reuse” includes raw water augmentation, treated
6 drinking water augmentation, groundwater augmentation, or
7 reservoir water augmentation as those terms are defined in Section
8 13561.

9 (p) “Process water” means water used by industrial water users
10 for producing a product or product content or water used for
11 research and development. Process water includes, but is not
12 limited to, continuous manufacturing processes, and water used
13 for testing, cleaning, and maintaining equipment. Water used to
14 cool machinery or buildings used in the manufacturing process or
15 necessary to maintain product quality or chemical characteristics
16 for product manufacturing or control rooms, data centers,
17 laboratories, clean rooms, and other industrial facility units that
18 are integral to the manufacturing or research and development
19 process is process water. Water used in the manufacturing process
20 that is necessary for complying with local, state, and federal health
21 and safety laws, and is not incidental water, is process water.
22 Process water does not mean incidental water uses.

23 (q) “Recycled water” means recycled water, as defined in
24 subdivision (n) of Section 13050.

25 (r) “Regional water resources management” means sources of
26 supply resulting from watershed-based planning for sustainable
27 local water reliability or any of the following alternative sources
28 of water:

29 (1) The capture and reuse of stormwater or rainwater.

30 (2) The use of recycled water.

31 (3) The desalination of brackish groundwater.

32 (4) The conjunctive use of surface water and groundwater in a
33 manner that is consistent with the safe yield of the groundwater
34 basin.

35 (s) “Reporting period” means the years for which an urban retail
36 water supplier reports compliance with the urban water use targets.

37 (t) “Urban retail water supplier” means a water supplier, either
38 publicly or privately owned, that directly provides potable
39 municipal water to more than 3,000 end users or that supplies more

1 than 3,000 acre-feet of potable water annually at retail for
2 municipal purposes.

3 (u) “Urban water use objective” means an estimate of aggregate
4 efficient water use for the previous year based on adopted water
5 use efficiency standards and local service area characteristics for
6 that year, as described in Section 10609.20.

7 (v) “Urban water use target” means the urban retail water
8 supplier’s targeted future daily per capita water use.

9 (w) “Urban wholesale water supplier,” means a water supplier,
10 either publicly or privately owned, that provides more than 3,000
11 acre-feet of water annually at wholesale for potable municipal
12 purposes.

13 SEC. 2. Section 10633 of the Water Code is amended to read:

14 10633. The plan shall provide, to the extent available,
15 information on recycled water and its potential for use as a water
16 source in the service area of the urban water supplier. The
17 preparation of the plan shall be coordinated with local water,
18 wastewater, groundwater, and planning agencies that operate within
19 the supplier’s service area, and shall include all of the following:

20 (a) A description of the wastewater collection and treatment
21 systems in the supplier’s service area, including a quantification
22 of the amount of wastewater collected and treated and the methods
23 of wastewater disposal.

24 (b) A description of the quantity of treated wastewater that meets
25 recycled water standards, is being discharged, and is otherwise
26 available for use in a recycled water project.

27 (c) A description of the recycled water currently being used in
28 the supplier’s service area, including, but not limited to, the type,
29 place, and quantity of use.

30 (d) A description and quantification of the potential uses of
31 recycled water, including, but not limited to, agricultural irrigation,
32 landscape irrigation, wildlife habitat enhancement, wetlands,
33 industrial reuse, potable reuse, and other appropriate uses, and a
34 determination with regard to the technical and economic feasibility
35 of serving those uses.

36 (e) The projected use of recycled water within the supplier’s
37 service area at the end of 5, 10, 15, and 20 years, and a description
38 of the actual use of recycled water in comparison to uses previously
39 projected pursuant to this subdivision.

1 (f) A description of actions, including financial incentives, which
2 may be taken to encourage the use of recycled water, and the
3 projected results of these actions in terms of acre-feet of recycled
4 water used per year.

5 (g) A plan for optimizing the use of recycled water in the
6 supplier's service area, including actions to facilitate the installation
7 of dual distribution systems, to promote recirculating uses, to
8 facilitate the increased use of treated wastewater that meets
9 recycled water standards, and to overcome any obstacles to
10 achieving that increased use.

11 SEC. 3. Section 13263.7 of the Water Code is amended to read:

12 13263.7. (a) Compliance with effluent limitations and any
13 other permit or waste discharge requirements, as appropriate, for
14 the release or discharge of recycled water determined to be suitable
15 for potable reuse, as defined in Section ~~13561~~, 10608.12, into a
16 conveyance facility may be determined at the point where the
17 recycled water enters the conveyance facility but prior to
18 commingling with any raw water.

19 (b) Before the discharge may be allowed, consent must be
20 obtained from the owner or operator of the conveyance facility
21 that directly receives the recycled water.

22 (c) This section does not limit or restrict the authority of the
23 state board.

24 (d) For purposes of this section, "raw water" means surface
25 water or groundwater in its naturally occurring state prior to
26 treatment.

27 SEC. 4. Section 13561 of the Water Code is amended to read:

28 13561. For purposes of this chapter, the following terms have
29 the following meanings:

30 (a) "Department" or "state board" means the State Water
31 Resources Control Board.

32 (b) "Raw water augmentation" means the planned placement
33 of recycled water into a system of pipelines or aqueducts that
34 deliver raw water to a drinking water treatment plant that provides
35 water to a public water system, as defined in Section 116275 of
36 the Health and Safety Code.

37 (c) "Treated drinking water augmentation," means the planned
38 placement of recycled water directly into a finished water
39 distribution system of a public water system, as defined in Section
40 116275 of the Health and Safety Code.

1 (d) “Groundwater augmentation” means the planned use of
2 recycled water for replenishment of a groundwater basin or an
3 aquifer that has been designated as a source of water supply for a
4 public water system, as defined in Section 116275 of the Health
5 and Safety Code.

6 (e) “Reservoir water augmentation” means the planned
7 placement of recycled water into a raw surface water reservoir
8 used as a source of domestic drinking water supply for a public
9 water system, as defined in Section 116275 of the Health and
10 Safety Code, or into a constructed system conveying water to such
11 a reservoir.

12 (f) “Uniform water recycling criteria” has the same meaning as
13 in Section 13521.

14 SEC. 5. Section 13561.2 of the Water Code is amended to read:

15 13561.2. (a) On or before December 31, 2023, the state board
16 shall adopt uniform water recycling criteria for raw water
17 augmentation. In adopting the initial uniform recycling criteria for
18 raw water augmentation, the state board shall comply with all of
19 the following:

20 (1) The state board shall develop the uniform water recycling
21 criteria for raw water augmentation using information from the
22 recommended research described in subdivision (b) of Section
23 13560.5 after soliciting stakeholder input from water agencies,
24 wastewater agencies, local public health officers, environmental
25 organizations, environmental justice organizations, public health
26 nongovernmental organizations, and the business community.

27 (2) Before adopting uniform water recycling criteria for raw
28 water augmentation, the state board shall submit the proposed
29 criteria to the expert review panel established pursuant to
30 subdivision (c). The expert review panel shall review the proposed
31 criteria and shall adopt a finding as to whether, in its expert
32 opinion, the proposed criteria would adequately protect public
33 health.

34 (3) The state board shall not adopt uniform water recycling
35 criteria for raw water augmentation pursuant to this subdivision
36 unless and until the expert review panel adopts a finding that the
37 proposed criteria would adequately protect public health.

38 (4) If the state board finds it will be unable to adopt the uniform
39 water recycling criteria by December 31, 2023, the state board

1 may, by June 30, 2023, extend the uniform water recycling criteria
2 deadline by up to 18 months.

3 (5) If the state board finds that it needs longer than the deadline
4 that has been extended pursuant to paragraph (4), the state board
5 shall do all of the following:

6 (A) Post on its internet website the date by which it intends to
7 adopt the uniform water recycling criteria.

8 (B) If the state board determines that the recommended research
9 described in subdivision (b) of Section 13560.5 is insufficient,
10 consult with the expert review panel described in subdivision (c)
11 regarding the research and, if necessary, the need for additional
12 scientific and technical research. The expert review panel shall
13 also determine the scientific and technical research necessary for
14 the state board to complete the uniform water recycling criteria,
15 including an estimated timeframe needed to conduct the scientific
16 and technical research.

17 (C) No later than June 30, 2024, post on its internet website the
18 findings and determinations made, if any, by the expert review
19 panel described in subdivision (c) under subparagraph (B).

20 (b) Nothing in this section shall prohibit the state board from
21 using its existing authority to permit projects pursuant to Section
22 116550 of the Health and Safety Code before the adoption of
23 uniform recycling criteria pursuant to this section.

24 (c) (1) Before adopting the initial uniform water recycling
25 criteria for raw water augmentation, the state board shall establish
26 and administer an expert review panel for purposes of subdivision
27 (a) and, if the state board deems it necessary, to provide additional
28 scientific and technological research or to recommend a source of
29 either existing research or research to be produced on raw water
30 augmentation. After the state board has adopted the initial uniform
31 water recycling criteria for raw water augmentation, the state board
32 may reconvene or reestablish the expert review panel, if the state
33 board deems it necessary, to provide additional scientific and
34 technological research or to recommend a source of either existing
35 research or research to be produced on raw water augmentation.
36 In establishing and administering an expert review panel, the state
37 board may contract with public or nonprofit research entities.

38 (2) Each member of the expert review panel shall receive one
39 hundred dollars (\$100) for each day the member attends a meeting
40 of the expert review panel or of the state board plus actual and

1 necessary travel expenses, including expenses for lodging and
2 meals, and for each day the member spends conducting other
3 official business of the expert review panel.

4 SEC. 6. Section 13570 of the Water Code is amended to read:

5 13570. (a) As used in this section, “advanced purified
6 demonstration water” means product water from an advanced water
7 purification facility that satisfies both of the following
8 requirements:

9 (1) The product water is treated by means of all of the following
10 treatment processes:

11 (A) Microfiltration, ultrafiltration, or other filtration processes
12 to remove particulates before reverse osmosis.

13 (B) Reverse osmosis.

14 (C) Advanced oxidation.

15 (2) The product water meets or exceeds all federal and state
16 drinking water standards and is produced in accordance with the
17 advanced treatment criteria for purified water specified in Section
18 60320.201 of Title 22 of the California Code of Regulations.

19 (b) As used in this section, “advanced water purification facility”
20 means a water recycling treatment plant that produces advanced
21 purified demonstration water in accordance with the advanced
22 treatment criteria specified in Section 60320.201 of Title 22 of the
23 California Code of Regulations.

24 (c) As used in this section, “batch” means an increment of
25 advanced purified treatment water that has completed the treatment
26 process, is separate from incoming water, and is not receiving any
27 additional source water.

28 (d) Except as expressly set forth in this section, the operator of
29 an advanced water purification facility may cause advanced
30 purified demonstration water to be bottled and distributed as
31 samples for educational purposes and to promote water recycling,
32 without complying with the requirements of Article 12
33 (commencing with Section 111070) of Chapter 5 of Part 5 of
34 Division 104 of the Health and Safety Code. The volume of
35 advanced purified demonstration water in each bottle shall not
36 exceed eight ounces.

37 (e) Any operator of an advanced water purification facility
38 seeking to bottle advanced purified demonstration water shall
39 collect water samples from the batch prior to the commencement
40 of the bottling process, and test that batch in accordance with

1 Section 111165 of the Health and Safety Code. Advanced purified
2 demonstration water shall not be distributed unless the following
3 requirements are met:

4 (1) The water meets or exceeds all federal and state drinking
5 water standards, including all maximum contaminant levels
6 applicable to public drinking water systems.

7 (2) The advanced water purification facility meets or exceeds
8 all purification requirements imposed by regulatory agencies to
9 produce the advanced purified demonstration water, including the
10 removal of constituents of emerging concern where the removal
11 is otherwise required of an advanced water purification facility.

12 (3) The water is produced using a treatment process that is
13 consistent with the advanced treatment criteria for purified water
14 specified in Section 60320.201 of Title 22 of the California Code
15 of Regulations and, if established by the state board, in accordance
16 with any uniform statewide water recycling criteria developed for
17 the potable reuse of recycled water.

18 (f) (1) Advanced purified demonstration water may be bottled
19 only at a licensed water-bottling plant in compliance with Sections
20 111070.5, 111080, 111120, 111145, and 111155 of the Health and
21 Safety Code.

22 (2) Before bottling advanced purified demonstration water, an
23 advanced water purification facility shall follow all pretreatment
24 and labeling regulations for water bottling, including the
25 requirements described in Section 111070.5 of the Health and
26 Safety Code and the requirements for bottled water and vended
27 water pursuant to Section 111080 of the Health and Safety Code.

28 (g) Advanced purified demonstration water shall be handled
29 from the point of production to the completion of bottling in
30 accordance with all regulations governing the transportation,
31 bottling, labeling, and handling of bottled water, as defined in
32 subdivision (a) of Section 111070 of the Health and Safety Code,
33 including, but not limited to, subdivisions (a), (b), (f), and (h) of
34 Section 111075 of the Health and Safety Code and Section
35 111070.5 of the Health and Safety Code. A water-bottling plant
36 that bottles advanced purified demonstration water in accordance
37 with this section may also bottle potable water, subject to
38 compliance with Article 12 (commencing with Section 111070)
39 of Chapter 5 of Part 5 of Division 104 of the Health and Safety
40 Code.

1 (h) An advanced water purification facility shall not provide
2 bottled advanced purified demonstration water to any person under
3 18 years of age without the consent of that person’s parent or legal
4 guardian.

5 (i) An advanced water purification facility shall not provide
6 advanced purified demonstration water for human consumption,
7 as defined in Section 116275 of the Health and Safety Code,
8 including, but not limited to, in bottles, to more than 25 individuals
9 per day for 60 or more days in a calendar year.

10 (j) Advanced purified demonstration water shall be bottled in
11 nonreturnable (one-way) bottles or packages with labels containing
12 the following information in an easily readable format that
13 complies with all of the following:

14 (1) The label shall state “sample water--not for sale” and
15 “Advanced Purified Water Sourced From Wastewater.”

16 (2) The label shall set forth the name, address, telephone
17 number, and internet website of the operator of the facility
18 producing the advanced purified demonstration water.

19 (3) The label shall include a brief description of the advanced
20 purified demonstration water, including its source and the treatment
21 processes to which the water is subjected.

22 (k) A single advanced water purification facility shall not cause
23 more than 1,000 gallons of advanced purified demonstration water
24 to be bottled in a calendar year.

25 (l) Advanced purified demonstration water shall not be sold or
26 otherwise distributed in exchange for financial consideration.

27 (m) Any operator of an advanced water purification facility
28 seeking to bottle advanced purified demonstration water shall
29 establish a collection and recycling program for distributed bottles.

30 (n) The operator of an advanced water purification facility that
31 is bottling advanced purified demonstration water shall do all of
32 the following:

33 (1) Maintain a daily record of the number of individuals to
34 whom advanced purified demonstration water is distributed, served,
35 made available, or otherwise provided, including, but not limited
36 to, from a bottle.

37 (2) Compile a report of all daily records described in paragraph
38 (1) for each calendar year.

39 (3) Certify under penalty of perjury that the report is accurate.

1 (4) Provide the report within 45 days of the end of the calendar
2 year for which the report was made to the deputy director of the
3 Division of Drinking Water of the State Water Resources Control
4 Board.

5 (o) This section does not exempt an advanced water purification
6 facility from any standard for bottling water imposed pursuant to
7 federal law.

8 SEC. 7. Section 13578 of the Water Code is amended to read:

9 13578. (a) In order to achieve the statewide goal for recycled
10 water use established in Section 13577 and to implement the
11 Governor’s Advisory Drought Planning Panel Critical Water
12 Shortage Contingency Plan recommendations, Section F2, as
13 submitted December 29, 2000, the department shall identify and
14 report to the Legislature on opportunities for increasing the use of
15 recycled water, as defined in paragraph (3) of subdivision (b) of
16 Section 13575, and identify constraints and impediments, including
17 the level of state financial assistance available for project
18 construction, to increasing the use of recycled water.

19 (b) The department shall convene a task force, to be known as
20 the 2002 Recycled Water Task Force, to advise the department in
21 implementation of subdivision (a), including making
22 recommendations to the Legislature regarding the following:

23 (1) How to further the use of recycled water in industrial and
24 commercial applications, including, but not limited to, those
25 applications set forth in Section 13552.8. The task force shall
26 evaluate the current regulatory framework of state and local rules,
27 regulations, ordinances, and permits to identify the obstacles and
28 disincentives to industrial and commercial reuse. Issues to be
29 investigated include, but are not limited to, applicability of visual
30 inspections instead of pressure tests for cross-connections between
31 potable and nonpotable water systems, dual piping trenching
32 restrictions, fire suppression system design, and backflow
33 protections.

34 (2) Changes in the Uniform Plumbing Code, published by the
35 International Association of Plumbing and Mechanical Officials,
36 that are appropriate to facilitate the use of recycled water in
37 industrial and commercial settings. The department shall make
38 recommendations to the California Building Standards Commission
39 with regard to suggested revisions to the California Plumbing Code
40 necessary to incorporate the changes identified by the task force.

1 (3) Changes in state statutes or the current regulatory framework
2 of state and local rules, regulations, ordinances, and permits
3 appropriate to increase the use of recycled water for commercial
4 laundries and toilet and urinal flushing in structures including, but
5 not limited to, those defined in subdivision (c) of Section 13553.
6 The department shall identify financial incentives to help offset
7 the cost of retrofitting privately and publicly owned structures.

8 (4) The need to reconvene the California Potable Reuse
9 Committee established by the department in 1993 or convene a
10 successor committee to update the committee's finding that planned
11 potable reuse of recycled water by augmentation of surface water
12 supplies would not adversely affect drinking water quality if certain
13 conditions were met.

14 (5) The need to augment state water supplies using water use
15 efficiency strategies identified in the CALFED Bay-Delta Program.
16 In its report pursuant to subdivision (a), the department shall
17 identify ways to coordinate with CALFED to assist local
18 communities in educating the public with regard to the statewide
19 water supply benefits of local recycling projects and the level of
20 public health protection ensured by compliance with the uniform
21 statewide water recycling criteria developed by the State
22 Department of Public Health in accordance with Section 13521.

23 (6) Impediments or constraints, other than water rights, related
24 to increasing the use of recycled water in applications for
25 agricultural, environmental, or irrigation uses, as determined by
26 the department.

27 (c) (1) The task force shall be convened by the department and
28 be comprised of one representative from each of the following
29 state agencies:

- 30 (A) The department.
- 31 (B) The State Department of Public Health.
- 32 (C) The state board.
- 33 (D) The California Environmental Protection Agency.
- 34 (E) The CALFED Bay-Delta Program.
- 35 (F) The Department of Food and Agriculture.
- 36 (G) The California Building Standards Commission.
- 37 (H) The University of California.
- 38 (I) The Natural Resources Agency.

39 (2) The task force shall also include one representative from a
40 recognized environmental advocacy group and one representative

1 from a consumer advocacy group, as determined by the department,
2 and one representative of local agency health officers, one
3 representative of urban water wholesalers, one representative from
4 a groundwater management entity, one representative of water
5 districts, one representative from a nonprofit association of public
6 and private members created to further the use of recycled water,
7 one representative of commercial real estate, one representative
8 of land development, one representative of industrial interests, and
9 at least two representatives from each of the following as defined
10 in Section 13575:
11 (A) Recycled water producer.
12 (B) Recycled water wholesaler.
13 (C) Retail water supplier.
14 (d) The department and the task force shall report to the
15 Legislature not later than July 1, 2003.
16 (e) The department shall carry out the duties of this section only
17 to the extent that funds pursuant to Section 79145, enacted as part
18 of the Safe Drinking Water, Clean Water, Watershed Protection,
19 and Flood Protection Act (Division 26 (commencing with Section
20 79000)), are made available for the purposes of this section.

AB 405

Wastewater Treatment Chemicals Tax Exemption

Bill Summary

AB 405 clarifies sales and use tax exemptions within the California tax code to correctly recognize water treatment chemicals as exempt.

Previous Law

Under current law, only water treated with chemicals with the intent to resell are exempt from sales tax. Chemicals used to Recycle water designed for storage are currently being taxed.

Background

Under current California tax code, chemicals involved in the service of water are exempt from sales and use tax. However, the California Department of Tax and Fee Administration (CDTFA) is incorrectly placing undue financial burden on sanitation districts by only evaluating taxability of wastewater as a resale exemption. This entails that only chemicals treating water with the intent of resale and not storage are exempt from tax. For years sanitation districts have been overpaying a tax that does not apply to their services.

AB 405 clarifies the exemptions within Revenue and Taxation Code 6353 to correctly exempt these chemicals from sales and use tax. By preventing improper taxation on California sanitation districts, municipalities are more encouraged to invest in the treatment of wastewater.

Wastewater treatment is an underused technique partially due to cost in this state. If California recovers just 1% more wastewater per year there is a net economic

benefit of more than \$40 million dollars.¹ This vastly outweighs the revenue lost by the exemption and encourages water recycling investment. Furthermore, California has millions of acre-feet² of unused recoverable water that could be stored to meet future need. As California continues to struggle with adverse drought conditions, the affordable reclamation of water becomes even more essential.

Details of the Bill

AB 405 clarifies the Revenue and Taxation Code to correctly state that chemicals used for the treatment of waste water are exempt from sales and use tax.

The treatment of wastewater is a costly process. To address increasing water needs, the state needs to encourage effective water recycling. Giving sanitation districts the freedom to invest in wastewater treatment is a fundamental step forward for a more sustainable state.

Support

Contact for Complete List

Opposition

None Acknowledged

For More Information

Daniel Folwarkow
Assemblymember Blanca Rubio's Office,
48th District
Office: (916) 319-2048
Daniel.folwarkow@asm.ca.gov

1. Pacific Institute, Jun 2014, Issue Brief: Water Reuse Potential in California, p.1

2. Pacific Institute, p.2.

ASSEMBLY BILL

No. 405

Introduced by Assembly Member Blanca Rubio

February 7, 2019

An act to amend Section 6353 of the Revenue and Taxation Code, relating to taxation, to take effect immediately, tax levy.

LEGISLATIVE COUNSEL'S DIGEST

AB 405, as introduced, Blanca Rubio. Sales and use taxes: exemption: water treatment.

The Sales and Use Tax Law imposes a tax on retailers measured by the gross receipts from the sale in this state of, or the storage, use, or other consumption in this state of, tangible personal property. The law provides various exemptions from that tax, including an exemption for the sale of, or the storage, use, or consumption of, gas, electricity, and water when delivered to consumers, as specified.

This bill would exempt from that tax the gross receipts from the sale in this state of, and the storage, use, or other consumption in this state of, chemicals used to treat water, recycled water, or wastewater regardless of whether those chemicals or other agents become a component part thereof and regardless of whether the treatment takes place before or after the delivery to consumers.

The Bradley-Burns Uniform Local Sales and Use Tax Law authorizes counties and cities to impose local sales and use taxes in conformity with the Sales and Use Tax Law, and existing laws authorize districts, as specified, to impose transactions and use taxes in accordance with the Transactions and Use Tax Law, which generally conforms to the Sales and Use Tax Law. Amendments to the Sales and Use Tax Law are automatically incorporated into the local tax laws.

Existing law requires the state to reimburse counties and cities for revenue losses caused by the enactment of sales and use tax exemptions.

This bill would provide that, notwithstanding Section 2230 of the Revenue and Taxation Code, no appropriation is made and the state shall not reimburse any local agencies for sales and use tax revenues lost by them pursuant to this bill.

This bill would take effect immediately as a tax levy.

Vote: majority. Appropriation: no. Fiscal committee: yes.
State-mandated local program: no.

The people of the State of California do enact as follows:

1 SECTION 1. Section 6353 of the Revenue and Taxation Code
2 is amended to read:

3 6353. There are exempted from the taxes imposed by this part
4 the gross receipts derived from the sales, furnishing, or service of
5 and the storage, use, or other consumption in this state of, all of
6 the following:

7 (a) Gas, electricity, and water, including steam and geothermal
8 steam, brines, and heat, when delivered to consumers through
9 mains, lines, or pipes. *This exemption includes chemicals and other*
10 *agents used to treat water, recycled water, or wastewater,*
11 *regardless of whether the chemicals and other agents become a*
12 *component part thereof, and regardless of whether the treatment*
13 *takes place before or after the delivery to consumers.*

14 (b) (1) Liquefied petroleum gas, delivered to a qualified
15 residence by the seller, that is sold for household use in the
16 qualified residence, or liquefied petroleum gas that is purchased
17 for use by a qualified person to be used in producing and harvesting
18 agricultural products; provided, in either case, the liquefied
19 petroleum gas is delivered into a tank with a storage capacity for
20 liquefied petroleum gas that is equal to or greater than 30 gallons.
21 This subdivision may not be construed to provide any exemption
22 from any tax levied by a city, county, or city and county pursuant
23 to Section 7284.3, or any successor to that section.

24 (2) For purposes of this subdivision:

25 (A) "Qualified residence" means a primary residence, not
26 serviced by gas mains and pipes.

27 (B) "Qualified person" means any person engaged in a line of
28 business described in Codes 0111 to 0291, inclusive, of the

1 Standard Industrial Classification Manual published by the United
2 States Office of Management and Budget, 1987 Edition, and any
3 other person that assists that person in the lines of business
4 described in this paragraph in producing and harvesting agricultural
5 products.

6 (c) Water, when sold to an individual in bulk quantities of 50
7 gallons or more, for general household use in ~~his or her~~ *the*
8 *individual's* residence if the residence is located in an area not
9 serviced by mains, lines, or pipes.

10 (d) Exhaust steam, waste steam, heat, or resultant energy,
11 produced in connection with cogeneration technology, as defined
12 in Section 25134 of the Public Resources Code.

13 (e) The exemptions provided by subdivision (b) shall be
14 effective starting September 1, 2001.

15 (f) *The amendments made by the act adding this subdivision*
16 *shall be operative on the effective date of the act adding this*
17 *subdivision.*

18 SEC. 2. Notwithstanding Section 2230 of the Revenue and
19 Taxation Code, no appropriation is made by this act and the state
20 shall not reimburse any local agency for any sales and use tax
21 revenues lost by it under this act.

22 SEC. 3. This act provides for a tax levy within the meaning of
23 Article IV of the California Constitution and shall go into
24 immediate effect.

ASSEMBLY BILL

No. 557

**Introduced by Assembly Member Wood
(Principal coauthor: Assembly Member Aguiar-Curry)**

February 13, 2019

An act to amend Section 347 of the Water Code, relating to climate change, and making an appropriation therefor.

LEGISLATIVE COUNSEL'S DIGEST

AB 557, as introduced, Wood. Atmospheric Rivers: Research, Mitigation, and Climate Forecasting Program.

Existing law establishes the Atmospheric Rivers: Research, Mitigation, and Climate Forecasting Program in the Department of Water Resources. Existing law requires the department, upon an appropriation for purposes of the program, to research climate forecasting and the causes and impacts that climate change has on atmospheric rivers, to operate reservoirs in a manner that improves flood protection, and to reoperate flood control and water storage facilities to capture water generated by atmospheric rivers.

This bill would appropriate \$9,250,000 from the General Fund to the department in the 2019–20 fiscal year to operate the program.

Vote: $\frac{2}{3}$. Appropriation: yes. Fiscal committee: yes.
State-mandated local program: no.

The people of the State of California do enact as follows:

1 SECTION 1. Section 347 of the Water Code is amended to
2 read:

1 347. (a) The Atmospheric Rivers: Research, Mitigation, and
2 Climate Forecasting Program is hereby established in the
3 Department of Water Resources.

4 (b) Upon appropriation of special fund moneys, including, but
5 not limited to, private funds, by the Legislature for these purposes,
6 the department shall conduct research relating to ~~climate~~
7 ~~forecasting~~ *improving the accuracy of forecasting atmospheric*
8 *river events* and the causes and impacts that climate change has
9 on atmospheric rivers, and shall take all actions within its existing
10 authority to operate reservoirs in a manner that improves flood
11 protection in the state and to reoperate flood control and water
12 storage facilities to capture water generated by atmospheric rivers,
13 thereby increasing water supply, hydropower availability, and the
14 reliability of water resources in the state.

15 (c) *The sum of nine million two hundred fifty thousand dollars*
16 *(\$9,250,000) is hereby appropriated from the General Fund to the*
17 *department in the 2019–20 fiscal year to operate the program*
18 *established by this section.*

AB 654 (Rubio) Customer Data Sharing & Protection

Bill Summary

Assembly Bill 654 would address an ambiguity specific to the Public Records Act when public information is shared among agencies for education, research or scientific purposes.

Existing Law

Under existing law, the name, credit history, utility usage data, home address, or telephone number of utility customers of local agencies, is generally protected as confidential. However, existing law is unclear as to how such information can be shared between public agencies and remain protected.

Background

Data sharing is becoming increasingly common among policy makers. There is a growing realization that effective policy and management decisions benefit from decisions based on information that is empirically grounded and broader in scope than what is typically available from a limited subset of the region or the community. As local public agencies in California face the challenge to balance customer needs under increasingly difficult circumstances such as climate change, drought, and other natural disasters, there is a growing need to maximize the availability of existing resources. Data sharing can be key in identifying opportunities and programs to further facilitate conservation, or other beneficial programs, for long-term sustainability of public resource services. While most public agencies are willing to share information for public benefit, many are rightfully concerned as to how information will be maintained and protected once it is shared.

Currently, specific customer data information is required to be provided by a public agency providing direct service to customers under certain conditions specified in the Public Records Act. These conditions are consistent with the necessary function, operations and performance of a public agency. However, because the sharing of information for education, research and scientific purposes may not meet the standard of necessity, as specified in the Public Records Act, existing law is unclear as to how such information can be shared between public agencies

and remain protected. The proposed legislation addresses this ambiguity by specifying how sensitive information will be protected from public disclosure in cases where a public agency voluntarily provides such information to another public agency.

For any public agency that collects customer usage data, it is imperative to ensure customer data remain confidential and protected. Data confidentiality is an important tool that further enhances the relationship between a public agency and its customers. This leads to optimal policies and programs that maximize effectiveness and help foster customer acceptance. And, if California continues on the trajectory for increased continuity and linkage of data sets and platforms from various local entities, clarifying and securing the landscape as to how the data can be safely shared is essential.

Details of the Bill

This bill includes a sixth category to code section 6254.16 of the Government Code providing a local agency may disclose specific customer information to another governmental agency for scientific, educational, or other research purposes, and that the requesting agency agrees to maintain information confidential.

Support

California Municipal Utilities Association (Sponsor)
California Special Districts Association (Sponsor)

For More Information

Joaquin Pacheco
Office of Assemblywoman Blanca E. Rubio
(916) 319-2048 ~ Joaquin.pacheco@asm.ca.gov

ASSEMBLY BILL

No. 654

Introduced by Assembly Member Blanca Rubio

February 15, 2019

An act to amend Section 6254.16 of the Government Code, relating to public records.

LEGISLATIVE COUNSEL'S DIGEST

AB 654, as introduced, Blanca Rubio. Public records: utility customers: disclosure of personal information.

The California Public Records Act requires that public records, as defined, be open to inspection at all times during the office hours of a state or local agency and grants every person the right to inspect any public record, with specified exceptions. Existing law prohibits the act from being construed to require the disclosure of certain information concerning utility customers of local agencies, but provides for the disclosure of some of that information, including to an officer or employee of another governmental agency when necessary for the performance of its official duties.

This bill would additionally authorize a local agency to disclose the name, utility usage data, and home address of utility customers to an officer or employee of another governmental agency when the disclosure is not necessary for the performance of the other governmental agency's official duties but is to be used for scientific, educational, or research purposes, and the requesting agency receiving the disclosed material agrees to maintain it as confidential in accordance with specified criteria. To the extent this bill would create new duties for local government agencies with respect to the treatment of confidential material received

pursuant to the bill’s provisions, it would impose a state-mandated local program.

Existing constitutional provisions require that a statute that limits the right of access to the meetings of public bodies or the writings of public officials and agencies be adopted with findings demonstrating the interest protected by the limitation and the need for protecting that interest.

This bill would make legislative findings to that effect.

The California Constitution requires local agencies, for the purpose of ensuring public access to the meetings of public bodies and the writings of public officials and agencies, to comply with a statutory enactment that amends or enacts laws relating to public records or open meetings and contains findings demonstrating that the enactment furthers the constitutional requirements relating to this purpose.

This bill would make legislative findings to that effect.

The California Constitution requires the state to reimburse local agencies and school districts for certain costs mandated by the state. Statutory provisions establish procedures for making that reimbursement.

This bill would provide that no reimbursement is required by this act for a specified reason.

Vote: majority. Appropriation: no. Fiscal committee: yes.
State-mandated local program: yes.

The people of the State of California do enact as follows:

1 SECTION 1. Section 6254.16 of the Government Code is
2 amended to read:

3 6254.16. ~~Nothing in this~~ (a) This chapter shall *not* be construed
4 to require the disclosure of the name, credit history, utility usage
5 data, home address, or telephone number of utility customers of
6 local agencies, except that disclosure of name, utility usage data,
7 and the home address of utility customers of local agencies shall
8 be made available upon request as follows:

9 (a)

10 (1) To an agent or authorized family member of the person to
11 whom the information pertains.

12 (b)

13 (2) To an officer or employee of another governmental agency
14 when necessary for the performance of its official duties.

15 (c)

1 (3) Upon court order or the request of a law enforcement agency
2 relative to an ongoing investigation.

3 ~~(4)~~

4 (4) Upon determination by the local agency that the utility
5 customer who is the subject of the request has used utility services
6 in a manner inconsistent with applicable local utility usage policies.

7 ~~(5)~~

8 (5) Upon determination by the local agency that the utility
9 customer who is the subject of the request is an elected or appointed
10 official with authority to determine the utility usage policies of the
11 local agency, provided that the home address of an appointed
12 official shall not be disclosed without ~~his or her~~ *that official's*
13 consent.

14 ~~(6)~~

15 (6) Upon determination by the local agency that the public
16 interest in disclosure of the information clearly outweighs the
17 public interest in nondisclosure.

18 *(b) In addition to the disclosures authorized by subdivision (a),
19 a local agency may disclose the name, utility usage data, home
20 address, or telephone number of utility customers of the local
21 agency to an officer or employee of another governmental agency
22 when the disclosed material is not necessary for the performance
23 of the other governmental agency's official duties but is to be used
24 for scientific, educational, or other research purposes, and the
25 requesting agency receiving the disclosed material agrees to
26 maintain it as confidential in accordance with subdivision (e) of
27 Section 6254.5. Disclosure pursuant to this subdivision shall be
28 at the sole discretion of the disclosing agency.*

29 SEC. 2. The Legislature finds and declares that Section 1 of
30 this act, which amends Section 6254.16 of the Government Code,
31 imposes a limitation on the public's right of access to the meetings
32 of public bodies or the writings of public officials and agencies
33 within the meaning of Section 3 of Article I of the California
34 Constitution. Pursuant to that constitutional provision, the
35 Legislature makes the following findings to demonstrate the interest
36 protected by this limitation and the need for protecting that interest:

37 This act balances the right of the public in general, and
38 governmental agencies in particular, to access relevant information
39 about utility operations and customers, to ensure that appropriate
40 respect is shown for individual privacy.

1 SEC. 3. The Legislature finds and declares that Section 1 of
2 this act, which amends Section 6254.16 of the Government Code,
3 furthers, within the meaning of paragraph (7) of subdivision (b)
4 of Section 3 of Article I of the California Constitution, the purposes
5 of that constitutional section as it relates to the right of public
6 access to the meetings of local public bodies or the writings of
7 local public officials and local agencies. Pursuant to paragraph (7)
8 of subdivision (b) of Section 3 of Article I of the California
9 Constitution, the Legislature makes the following findings:

10 This act balances the right of the public in general, and
11 governmental agencies in particular, to access relevant information
12 about utility operations and customers, to ensure that appropriate
13 respect is shown for individual privacy.

14 SEC. 4. No reimbursement is required by this act pursuant to
15 Section 6 of Article XIII B of the California Constitution because
16 the only costs that may be incurred by a local agency or school
17 district under this act would result from a legislative mandate that
18 is within the scope of paragraph (7) of subdivision (b) of Section
19 3 of Article I of the California Constitution.

AB 1180 (Friedman) Purple Pipe Regulations Need Updating *(3/26/19)*

Background:

The California Code of Regulations, Title 22 regulates the use of recycled water in California. The regulations for California's vast network of purple pipes, which provide recycled water for non-potable uses in every county in the state, have not been updated for 19 years. An update to these regulations, incorporating the knowledge and lessons learned from nearly two decades of non-potable water recycling, will help the state to achieve its ambitious goals for recycled water use.

AB 1180 (Friedman) requires that the Water Board update these regulations by 2023. It also promotes recycled water for dual plumbed buildings and CII uses by specifically allowing for a changeover device, or "swivel ell", so that building owners can easily switch back and forth between potable and non-potable water when required for testing or other recycled water shutdowns. The ability to easily and cost-effectively make the switch to potable water will eliminate a barrier for building owners to bring recycled water used for landscape irrigation inside their buildings. Currently, Title 17 of the California Code of Regulations requires an air gap assembly for this purpose, which is costly and generally impractical for use in a building.

Some examples of needed non-potable Title 22 updates include:

- Revising "outdoor eating area" restrictions to clarify that recycled water can be used in parks with picnic tables, etc.
- Revising dual plumbing requirements so food processing or beverage facilities (such as breweries) or buildings with cafeterias can have their restrooms dual plumbed. Continue prohibition on use in the food processing area.
- Adding additional allowable recycled water uses such as for ponds, vehicle washing, pressure testing, and approved fill stations.
- Clarifying that the use of recycled water for homeowner's association common areas where potable water is used for irrigation of individual residences does not constitute a dual plumbed site.

Supporters

Water Reuse California (Sponsor)
Association of California Water Agencies (ACWA)
California Municipal Utilities Association
Las Virgenes - Triunfo Joint Powers Authority
Las Virgenes Municipal Water District
Natural Systems Utilities
Russian River Brewing Company
Upper San Gabriel Valley

ASSEMBLY BILL

No. 1180

Introduced by Assembly Member Friedman

February 21, 2019

An act to amend Section 116407 of the Health and Safety Code, and to add Section 13521.2 to the Water Code, relating to water.

LEGISLATIVE COUNSEL'S DIGEST

AB 1180, as introduced, Friedman. Water: recycled water.

(1) Existing law, the California Safe Drinking Water Act, requires the State Water Resources Control Board to administer provisions relating to the regulation of drinking water to protect public health. Existing law requires, on or before January 1, 2020, the state board to adopt standards for backflow protection and cross-connection control through the adoption of a policy handbook, as specified.

This bill would require that handbook to include provisions for the use of a swivel or changeover device to supply potable water to a dual-plumbed system during an interruption in recycled water service.

(2) Existing law requires the state board to establish uniform statewide recycling criteria for each varying type of use of recycled water where the use involves the protection of public health.

This bill would require, on or before January 1, 2023, the state board to update the uniform statewide criteria for nonpotable recycled water uses.

Vote: majority. Appropriation: no. Fiscal committee: yes.
State-mandated local program: no.

The people of the State of California do enact as follows:

1 SECTION 1. The Legislature finds and declares all of the
2 following:

3 (a) On December 11, 2018, the State Water Resources Control
4 Board unanimously adopted an amendment to the policy for water
5 quality control for recycled water, which included a goal to increase
6 the use of recycled water in the state from 714,000 acre-feet per
7 year in 2015 to 1,500,000 acre-feet per year by 2020 and 2,500,000
8 acre-feet per year by 2030.

9 (b) Section 13521 of the Water Code requires the state board
10 to establish uniform statewide recycling criteria for each varying
11 type of use of recycled water where the use involves the protection
12 of public health.

13 (c) The regulations establishing the uniform statewide criteria
14 for recycled water uses are set forth in Chapter 3 (commencing
15 with Section 60301.050) of Division 4 of Title 22 of the California
16 Code of Regulations. The regulations that pertain to nonpotable
17 recycled water uses have not been updated since 2000.

18 (d) The regulations relating to backflow protection and
19 cross-connection control for recycled water are set forth in Article
20 1 (commencing with Section 7583) and Article 2 (commencing
21 with Section 7601) of Group 4 of Subchapter 1 of Chapter 5 of
22 Division 1 of Title 17 of the California Code of Regulations. These
23 regulations have not been updated since 1987.

24 (e) Section 1 of Chapter 533 of the Statutes of 2017 (Assembly
25 Bill 1671 of the 2017–18 Regular Session) required, on or before
26 January 1, 2020, the state board to adopt backflow protection and
27 cross-connection control standards and authorized implementation
28 through a policy handbook.

29 (f) In order to maximize the amount of recycled water California
30 can safely use for beneficial purposes, it is necessary to update the
31 uniform statewide criteria for nonpotable recycled water uses and
32 specify certain associated backflow protection and cross-connection
33 control provisions.

34 SEC. 2. Section 116407 of the Health and Safety Code is
35 amended to read:

36 116407. (a) On or before January 1, 2020, the state board shall
37 adopt standards for backflow protection and cross-connection
38 control.

1 (b) (1) The state board may implement subdivision (a) through
2 the adoption of a policy handbook that is not subject to the
3 requirements of Chapter 3.5 (commencing with Section 11340) of
4 Part 1 of Division 3 of Title 2 of the Government Code. The policy
5 handbook shall include standards for backflow protection and
6 cross-connection control. In developing the standards and any
7 amendments to those standards, the state board shall consult with
8 state and local agencies and other persons whom the state board
9 has identified as having expertise in the subject of backflow
10 protection and cross-connection control. The state board shall hold
11 at least two public hearings before adopting the policy handbook.
12 The policy handbook shall be posted on the board's ~~Internet Web~~
13 ~~site.~~ *internet website.*

14 (2) (A) *The policy handbook described in this subdivision shall*
15 *include provisions for the use of a swivel or changeover device to*
16 *supply potable water to a dual-plumbed system during an*
17 *interruption in recycled water service.*

18 (B) *The use of a swivel or changeover device shall be consistent*
19 *with any notification and backflow protection provisions contained*
20 *in the policy handbook.*

21 (c) (1) Upon the effective date of a policy handbook adopted
22 by the state board pursuant to subdivision (b), the regulations set
23 forth in Article 1 (commencing with Section 7583) and Article 2
24 (commencing with Section 7601) of Group 4 of Subchapter 1 of
25 Chapter 5 of Division 1 of Title 17 of the California Code of
26 Regulations shall become inoperative, and, 90 days thereafter, are
27 repealed, unless the state board makes a determination not to repeal
28 a specific regulation.

29 (2) If the state board determines not to repeal a specific
30 regulation pursuant to paragraph (1), the state board shall provide
31 to the Office of Administrative Law and the Secretary of State
32 written notice of its determination, including identification of the
33 specific regulation that is not repealed. That regulation, upon the
34 provision of that written notice to the Office of Administrative
35 Law and the Secretary of State, shall become operative.

36 SEC. 3. Section 13521.2 is added to the Water Code, to read:
37 13521.2. On or before January 1, 2023, the state board shall
38 update the uniform statewide criteria for nonpotable recycled water
39 uses established in Chapter 3 (commencing with Section

1 60301.050) of Division 4 of Title 22 of the California Code of
2 Regulations.

O

AMENDED IN ASSEMBLY MARCH 28, 2019

CALIFORNIA LEGISLATURE—2019—20 REGULAR SESSION

ASSEMBLY BILL

No. 1672

Introduced by Assembly Member Bloom

February 22, 2019

An act relating to product labeling; to add Part 9 (commencing with Section 49650) to Division 30 of the Public Resources Code, relating to solid waste.

LEGISLATIVE COUNSEL'S DIGEST

AB 1672, as amended, Bloom. ~~Product labeling—Solid waste:~~ flushable products.

Existing law establishes the California Environmental Protection Agency under the supervision of the Secretary for Environmental Protection, and vests the agency with authority over various environmental matters. Existing law generally regulates the disposal, management, and recycling of solid waste.

This bill would, among other things, prohibit a covered entity, as defined, from labeling a covered product as safe to flush, safe for sewer systems, or safe for septic systems, unless the product is a flushable wipe that meets certain performance standards. The bill would require nonflushable products to be labeled clearly and conspicuously to communicate that they should not be flushed, as specified. The bill would authorize the California Environmental Protection Agency to enforce these provisions and impose administrative penalties of up to \$500 per day for each violation, to be deposited in the Flushable Wipes Fund, which the bill would create. The bill would authorize the Attorney General to enjoin a violation in a court of competent jurisdiction and seek the assessment of civil penalties, as specified.

Existing law regulates the labeling requirements on various consumer products:

This bill would express the intent of the Legislature to enact legislation to prohibit the sale or advertisement of any nonwoven disposable product labeled as “flushable” or “sewer and septic safe” if that product fails to meet specified performance standards:

Vote: majority. Appropriation: no. Fiscal committee: ~~no~~-yes. State-mandated local program: no.

The people of the State of California do enact as follows:

- 1 SECTION 1. *The Legislature finds and declares all of the*
- 2 *following:*
- 3 (a) *The intent of the Legislature in enacting this legislation is*
- 4 *to protect public health, the environment, water quality, and public*
- 5 *infrastructure used for the collection, transport, and treatment of*
- 6 *wastewater.*
- 7 (b) *Nonwoven disposable products are increasingly being*
- 8 *marketed by manufacturers as flushable and, as a result, are being*
- 9 *flushed down the toilet more frequently by consumers.*
- 10 (c) *Nonwoven disposable products often contain microplastics.*
- 11 (d) *Flushing these products presents a growing problem caused*
- 12 *by nonwoven disposable products not breaking down after being*
- 13 *flushed down the toilet. These products can entangle with tree*
- 14 *roots, fats, oils, grease, and other nondispersible products, causing*
- 15 *clogs in sewer pipes. These clogs damage public infrastructure*
- 16 *and can lead to costly and environmentally damaging sanitary*
- 17 *sewer overflows that are a threat to public health.*
- 18 (e) *Nonwoven disposable products that do not disperse rapidly*
- 19 *in the sewer can also cause damage to private sewer laterals that*
- 20 *result in sewage backups and overflow. These products can also*
- 21 *cause clogging in septic systems.*
- 22 (f) *Wastewater treatment plants are not designed to capture*
- 23 *microplastic materials, which can pass through sewage treatment*
- 24 *facilities into the natural environment. These microplastic materials*
- 25 *have been shown to have negative impacts on marine life.*
- 26 (g) *Consequently, nonwoven disposable products that contain*
- 27 *synthetic plastic fibers or other microplastic materials should not*
- 28 *be marketed as flushable or sewer and septic safe.*

1 (h) *The increased maintenance needed to clean accumulations*
2 *of flushed nonwoven disposable products from pipes and pumps*
3 *is very costly to the public.*

4 (i) *In June 2018, a group of international wastewater*
5 *infrastructure experts, known as the International Water Services*
6 *Flushability Group, adopted reliable criteria for the quality and*
7 *characteristics of products that can be appropriately disposed of*
8 *using sanitary sewer systems.*

9 (j) *In April 2017, a group of international nonwoven fabric*
10 *industry experts, known as the Association of the Nonwoven*
11 *Fabrics Industry and the European Disposables and Nonwovens*
12 *Association, adopted baseline labeling requirements for nonwoven*
13 *disposable products.*

14 (k) *To prevent nondispersable nonwoven disposable products*
15 *from entering sewer systems and potentially causing overflows, it*
16 *is the intent of the Legislature to create labeling requirements that*
17 *will enable consumers to easily identify which nonwoven disposable*
18 *products are safe to dispose of using sanitary sewer systems.*

19 (l) *It is the intent of the Legislature in enacting this legislation*
20 *to provide clear direction to manufacturers by setting performance*
21 *requirements for nonwoven disposable products that are marketed*
22 *for disposal to the sanitary sewer system.*

23 SEC. 2. *Part 9 (commencing with Section 49650) is added to*
24 *Division 30 of the Public Resources Code, to read:*

25
26 PART 9. FLUSHABLE WIPES
27

28 49650. *For purposes of this part, the following definitions shall*
29 *apply:*

30 (a) *“Covered entity” means the manufacturer of a covered*
31 *product that is sold in this state or brought into the state for sale.*
32 *“Covered entity” does not include a wholesaler, supplier, or*
33 *retailer that is not responsible for the labeling or packaging of a*
34 *covered product.*

35 (b) *“Covered product” means a nonwoven disposable product*
36 *that is sold in this state or brought into the state for sale, and that*
37 *is constructed from nonwoven sheets, including moist toilet tissue*
38 *or cloth, that is designed, marketed, or commonly used for personal*
39 *hygiene or cleaning purposes, including, but not limited to, diaper*

1 wiper, toilet wiper, household cleaning wiper, personal care wiper,
2 and facial wiper.

3 (c) "Enforcing agency" means the California Environmental
4 Protection Agency.

5 (d) "Flushable wiper" means a nonwoven disposable product
6 that meets the performance standards set forth in subdivision (g).

7 (e) "Labeling requirements" means the labeling standards
8 contained in the Code of Practice of the Association of the
9 Nonwoven Fabrics Industry and the European Disposables and
10 Nonwovens Association, titled *Communicating Appropriate
11 Disposal Pathways for Nonwoven Wipers to Protect Wastewater
12 Systems*, second edition, as published in April 2017.

13 (f) "Nonflushable wiper" means a nonwoven disposable product
14 that does not meet the performance standards set forth in
15 subdivision (g).

16 (g) "Performance standards" means the International Water
17 Services Flushability Group testing methods and criteria for
18 flushability, as published in June 2018, as set forth in publicly
19 available specification (PAS) documents 1, 2, and 3, and as
20 summarized in chapters 6 and 7 of PAS document 1.

21 49651. (a) On and after January 1, 2020, a covered entity
22 shall not label a covered product as safe to flush, safe for sewer
23 systems, or safe for septic systems, unless the product is a flushable
24 wiper.

25 (b) (1) Unless a product is a flushable wiper, a covered entity
26 shall not, in any manner, make any of the following representations
27 regarding a covered product:

28 (A) The product can be flushed.

29 (B) The product is safe for sewer systems.

30 (C) The product is safe for septic systems.

31 (D) The product breaks apart shortly after flushing.

32 (E) The product will not clog household plumbing systems.

33 (F) The product will not clog household septic systems.

34 (G) The product is safe for plumbing.

35 (H) The product is safe to flush.

36 (I) The product will dissolve or disperse in interaction with
37 water.

38 (2) For purposes of this subdivision, representations include,
39 among other things, product names, labels, endorsements,
40 depictions, illustrations, trademarks, and trade names.

1 49652. (a) (1) *On and after January 1, 2020, a covered*
2 *product that does not meet the performance standards shall be*
3 *labeled clearly and conspicuously in adherence with the labeling*
4 *requirements to communicate that it should not be flushed, and*
5 *this label shall be in a high contrast font and color respective to*
6 *the surrounding wording and space on the packaging and shall*
7 *be in a location that is visible when individual wipes are dispensed*
8 *from the product packaging.*

9 (2) *For products sold in bulk at retail, both the package*
10 *purchased in the store and the individual packages contained*
11 *within shall comply with the requirements in paragraph (1).*

12 (b) *A covered entity, directly or through any corporation,*
13 *partnership, subsidiary, division, trade name, or association in*
14 *connection to the manufacturing, labeling, packaging, advertising,*
15 *promotion, offering for sale, sale, or distribution of a covered*
16 *product, shall not make any representation, in any manner,*
17 *expressly or by implication, including through the use of a product*
18 *name, endorsement, depiction, illustration, trademark, or trade*
19 *name, about the flushable attributes, benefits, performance, or*
20 *efficacy of a nonflushable wipe.*

21 49653. (a) *On and after January 1, 2020, a covered entity*
22 *shall test and maintain self-certification records that verify that*
23 *its covered products meet the performance standards and comply*
24 *with the labeling requirements specified in Section 49650.*

25 (b) *The records demonstrating a flushable wipe's compliance*
26 *with the performance standards shall be made available by the*
27 *covered entity upon request of the enforcing agency, free of charge,*
28 *within 30 days of the request.*

29 (c) *Verification of a nonflushable wipe's compliance with the*
30 *labeling requirements shall be made available by the covered*
31 *entity upon request of the enforcing agency, free of charge, within*
32 *30 days of the request.*

33 (d) (1) *A covered entity that does not properly label flushable*
34 *wipes or nonflushable wipes that will be sold in California, or are*
35 *reasonably expected to be sold in California, shall be issued a*
36 *notice of violation by the enforcing agency, providing 30 days for*
37 *the noncompliant products to be recalled. The covered entity may*
38 *be subject to an administrative penalty every day thereafter that*
39 *those products remain available for purchase at retail or otherwise*
40 *are distributed in the state.*

1 (2) *In issuing an administrative penalty pursuant to this*
2 *subdivision, the enforcing agency shall take into consideration the*
3 *nature, circumstances, extent, and gravity of the violation, the*
4 *violator's past and present efforts to prevent, abate, or clean up*
5 *conditions posing a threat to the public health or safety or the*
6 *environment, the violator's ability to pay the proposed penalty,*
7 *and the effect that the proposed penalty would have on the violator*
8 *and the community as a whole.*

9 (3) *The penalty imposed under this subdivision shall not exceed*
10 *five hundred dollars (\$500) per day.*

11 (4) *Penalties collected under this subdivision shall be deposited*
12 *into the Flushable Wipes Fund, which is hereby created. Moneys*
13 *in the fund shall be subject to appropriation by the Legislature for*
14 *purposes of enforcing this part.*

15 (e) (1) *A covered entity that violates or threatens to violate this*
16 *part may be enjoined by the Attorney General in any court of*
17 *competent jurisdiction, and civil penalties may be assessed and*
18 *recovered in a civil action brought in any court of competent*
19 *jurisdiction in an amount not to exceed two thousand five hundred*
20 *dollars (\$2,500) for each violation.*

21 (2) *Moneys collected by the Attorney General pursuant to this*
22 *subdivision shall be deposited into the Unfair Competition Law*
23 *Fund established pursuant to Section 17206 of the Business and*
24 *Professions Code.*

25 (f) *To the extent that there is an inconsistency between this*
26 *section and a local standard or an updated performance standard*
27 *that imposes greater restrictions, the greater restrictions shall*
28 *prevail.*

29 (g) *The provisions of this part are severable. If any provision*
30 *of this part or its application is held invalid, that invalidity shall*
31 *not affect other provisions or applications that can be given effect*
32 *without the invalid provision or application.*

33 ~~SECTION 1. It is the intent of the Legislature to enact~~
34 ~~legislation to prohibit the sale or advertisement of any nonwoven~~
35 ~~disposable product labeled as "flushable" or "sewer and septic~~
36 ~~safe" if that product fails to meet specified performance standards.~~



Assembly Member Bill Quirk, 20th Assembly District

AJR 8 – NUTRIA CONTROL ACT OF 2003

(UPDATED – 2.28.19)

BACKGROUND

Nutria are invasive aquatic water rodents which have recently been reestablished in California's waterways. A 20 lb. nutria can destroy up to 50 lbs. of marshland or agricultural vegetation daily, and reproduces in litters of up to 13 pups three times a year. This exponential population growth rapidly denudes delicate wetlands of vegetation, transforming verdant marsh into open water. Beyond rampant habitat destruction, nutria habitually burrow into levees and river banks, creating dens which can tunnel up to 50 meters into a levee.

Beyond California, nutria inhabit 30 other states. In 2003, Congress recognized the threat and passed the Nutria Control Act, with accompanying appropriations, for eradication efforts in the Chesapeake Bay and Louisiana. Federal collaboration has succeeded in Maryland; no nutria have been detected in the Chesapeake in since 2015.

PROBLEM

Since 2017, 379 nutria have been removed from Merced, San Joaquin, Stanislaus, Fresno and Mariposa Counties. As of January 2019, nutria have been detected in the extreme southern reaches of the Sacramento San Joaquin Delta, and the threat they represent to the Delta should not be underestimated. Unchecked nutria infestation in the Delta will undo precarious efforts at preserving habitat for native species, lead to future levee failures and flooding, and raise the threat of saltwater intrusion to the state's agriculture and water supply.

SOLUTION

By adding California to the provisions of the Nutria Control Act, we can leverage the federal knowledge accrued in assisting in a successful nutria eradication effort. Activating federal funding can end this threat to water supply, agricultural bounty, and delicate habitat before it becomes intractable.

AJR 8 requests that Congress add California to the provisions of the Nutria Control Act of 2003, and authorize an appropriation for nutria control of up to \$4 million, which is in line with what Congress authorized for the Chesapeake Bay.

FOR MORE INFORMATION

Nathan Little, *Senior Legislative Assistant*
(916) 319-2020
Nathan.Little@asm.ca.gov

Assembly Joint Resolution

No. 8

**Introduced by Assembly Member Quirk
(Coauthors: Assembly Members Aguiar-Curry, Arambula, Bigelow,
Cooper, Eggman, Flora, Frazier, Gray, Grayson, and Patterson)**

February 15, 2019

Assembly Joint Resolution No. 8—Relative to invasive species.

LEGISLATIVE COUNSEL'S DIGEST

AJR 8, as introduced, Quirk. Invasive species: federal Nutria Eradication and Control Act of 2003.

The federal Nutria Eradication and Control Act of 2003 authorizes the Secretary of the Interior, subject to the availability of appropriations, to provide financial assistance to the State of Maryland and the State of Louisiana for a program to implement measures to eradicate or control nutria and restore marshland damaged by nutria. Under the federal act, the federal share of the costs of the program is prohibited from exceeding 75% of the total costs of the program.

This measure would urge the United States Congress to specifically add California to the Nutria Eradication and Control Act of 2003 and to authorize an appropriation of \$4,000,000 to help the state implement a nutria eradication program.

Fiscal committee: yes.

1 WHEREAS, The wetlands of the Sacramento-San Joaquin Delta
2 and the Sacramento-San Joaquin Valley provide significant
3 cultural, economic, and ecological benefits to the nation; and

1 WHEREAS, Nutria (*Myocastor coypus*) are contributing to the
2 acceleration of wetland loss on federal, state, and private lands in
3 California; and

4 WHEREAS, The nutria infestation in the Sacramento-San
5 Joaquin Delta represents a grave threat to California's water supply
6 and quality, and levy failure precipitated by nutria burrows could
7 flood hundreds of acres of farmland; and

8 WHEREAS, The effective partnership between the state and
9 the federal government was crucial in the success the State of
10 Maryland has experienced in nearly extirpating nutria from the
11 Chesapeake Bay; now, therefore, be it

12 *Resolved by the Assembly and the Senate of the State of*
13 *California, jointly*, That the Legislature urges the United States
14 Congress to specifically add California to the Nutria Eradication
15 and Control Act of 2003, with a goal to eradicate nutria in the state;
16 and be it further

17 *Resolved*, That the Legislature urges the United States Congress
18 to authorize an appropriation of \$4,000,000 to help the state
19 implement a nutria eradication program; and be it further

20 *Resolved*, That the Chief Clerk of the Assembly transmit copies
21 of this resolution to the President and Vice President of the United
22 States, to the Secretary of the Interior, to the Speaker of the House
23 of Representatives, to the Majority Leader of the Senate, to each
24 Senator and Representative from California in the Congress of the
25 United States, and to the author for appropriate distribution.



Senate Bill 332

Local Water Reliability Act

As Introduced February 19, 2019

SUMMARY

SB 332 sets a new course for California's water future by declaring the discharge of treated wastewater into ocean outfalls as waste and unreasonable use of water. It will also set bold but necessary goals for the recycling and re-use of treated wastewater.

ISSUE

California's wastewater has historically been treated solely as waste – used once, treated, and then disposed of through offshore dumping. As a result, approximately 400 billion gallons of treated water are wastefully discharged into the ocean or California estuaries annually. California's 'pump and dump' approach to water management is increasingly at odds with the state's hydrologic reality. As climate change creates hotter, drier conditions and reduces the storage capacity of the Sierra snowpack, the need to prevent water waste is more critical than ever. Climate realities have proven that California can no longer rely on a water transfer infrastructure to meet the needs of a growing population. In order to adapt to growing water scarcity and climate extremes, California must develop a long-term, locally managed water conservation mindset.

In recent years, the Legislature has taken strides to adapt to water management challenges by focusing on local resources and promoting wastewater recycling. SB 606 (Hertzberg, 2018) and AB 1668 (Friedman, 2018) directed the Department of Water Resources and State Water Resources Control Board (SWRCB) to set standards for the efficient use of water in urban communities and provided a credit to incentivize the development of recycled water. AB 574 (Quirk, 2017) required the SWRCB to adopt uniform water recycling criteria for direct potable reuse by December 31, 2023. In December 2018, the SWRCB adopted a revised Recycled Water Policy that outlined a statewide goal to recycle all ocean water discharges.

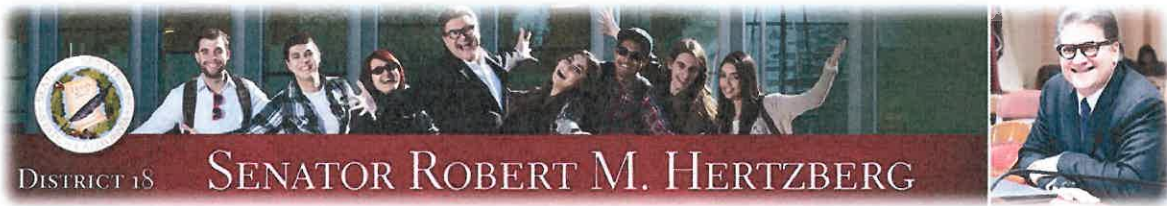
Despite these advances in promoting wastewater recycling, most California communities use water once then dispose of it, at a tremendous environmental and economic cost. Today's water recycling technology allows us to treat and reuse those wasteful discharges, helping reduce energy consumption, increase water security, and improve coastal water quality. There are several beneficial uses for recycled water, such as for groundwater recharge, landscape and agricultural irrigation, and surface water augmentation.

SB 332 (Hertzberg)

SB 332 promotes the efficient use of existing water supplies by requiring wastewater treatment facilities to reduce the volume of treated wastewater discharged into the ocean annually by 50% in 2030 and 95% by 2040. This bill places responsibility on both dischargers of wastewater and local water suppliers to develop the necessary infrastructure to reach these goals through a combination of improved water conservation and efficiency and recycling. By setting goals for reductions in ocean discharges, SB 332 promotes local water reliability and drought resilient cities.

SUPPORT

Natural Resources Defense Council (Sponsor)
California Coastkeeper Alliance (Co-Sponsor)
Planning and Conservation League



Friends of the River

Introduced by Senators Hertzberg and WienerFebruary 19, 2019

An act to add Section 13557.5 to the Water Code, relating to water.

LEGISLATIVE COUNSEL'S DIGEST

SB 332, as introduced, Hertzberg. Wastewater treatment: recycled water.

The California Constitution requires that the water resources of the state be put to beneficial use to the fullest extent of which they are capable and that the waste or unreasonable use or unreasonable method of use of water be prevented. Existing law declares that the use of potable domestic water for certain nonpotable uses is a waste or an unreasonable use of water if recycled water is available, as determined by the State Water Resources Control Board, and other requirements are met.

Under existing law, the state board and the 9 California regional water quality control boards prescribe waste discharge requirements in accordance with the federal national pollutant discharge elimination system (NPDES) permit program established by the federal Clean Water Act and the Porter-Cologne Water Quality Control Act.

This bill would declare, except in compliance with the bill's provisions, that the discharge of treated wastewater from ocean outfalls is a waste and unreasonable use of water. The bill would require each wastewater treatment facility that discharges through an ocean outfall and affiliated water suppliers to reduce the facility's annual flow as compared to the average annual wastewater discharge baseline volume, as prescribed, by at least 50% on or before January 1, 2030, and by at least 95% on or before January 1, 2040. The bill would subject the owner or operator of a wastewater treatment facility, as well as the

affiliated water suppliers, to a civil penalty of \$2,000 per acre-foot of water above the required reduction in overall volume discharge for the failure to meet these deadlines.

The bill would require a holder of a NPDES permit authorizing the discharge of wastewater through an ocean outfall and affiliated water suppliers to submit and update a plan to meet these requirements to the executive director of the state board, as specified. The bill would also require this NPDES permit holder and affiliated water suppliers to submit on or before January 1, 2024, and by January 1 every 5 years thereafter, to the executive director of the state board a certain report containing, among other things, the progress toward meeting the reduction in annual flow deadlines. The bill would subject a permit holder and affiliated water suppliers to a penalty of up to \$10,000 for failing to submit a report by its deadline. The bill would require the state board to submit a report to the Governor and the Legislature on or before July 1, 2025, and by July 1 every 5 years thereafter, on the implementation of these provisions. The bill would make a permit holder and affiliated water suppliers that fail to timely submit a report ineligible for a state loan or grant until the delinquent report has been submitted.

Vote: majority. Appropriation: no. Fiscal committee: yes.
State-mandated local program: no.

The people of the State of California do enact as follows:

- 1 SECTION 1. The Legislature finds and declares all of the
2 following:
- 3 (a) Severe drought conditions persisted in California from 2012
4 to 2016, inclusive, and 2015 was the state's driest calendar year
5 on record.
- 6 (b) During the drought lasting from 2012 to 2016, inclusive,
7 California's water supplies dipped to alarmingly low levels
8 indicated by a very limited snowpack in the Sierra Nevada
9 Mountains, declining water levels in the state's largest water
10 reservoirs, reduced surface water flows in major river systems,
11 and historically low groundwater levels. Many of these water
12 supplies continue to be severely depleted following the drought
13 lasting from 2012 to 2016, inclusive.
- 14 (c) Based on the projected impact of climate change on
15 California's snowpack, extremely dry conditions and drought

1 similar to those experienced in 2012 to 2016, inclusive, will likely
2 become more common and occur more regularly in the future.

3 (d) Continuous severe drought conditions present urgent
4 challenges across the state, including, but not limited to, water
5 shortages in communities and for agricultural production, increased
6 risk of wildfires, degraded habitat for fish and wildlife, and threat
7 of saltwater contamination in large fresh water supplies.

8 (e) Water reuse is one of the most efficient and cost-effective
9 ways to improve drought resilience in California communities.

10 (f) The State Water Resources Control Board has established
11 goals of recycling 1,500,000 acre-feet of wastewater by 2020 and
12 2,500,000 acre-feet of wastewater by 2030, however, California
13 is not on track to meet the board's goals.

14 (g) The State Water Resources Control Board has established
15 a goal to reuse all dry weather discharges of treated municipal
16 wastewater that can be reasonably put to a beneficial use.

17 (h) The discharge of treated wastewater from ocean outfalls
18 constitutes the waste and unreasonable use of water within the
19 meaning of Section 2 of Article X of the California Constitution,
20 considering the opportunities to recycle this water for further
21 beneficial use.

22 (i) By requiring substantial reductions in ocean discharges from
23 wastewater treatment plants, California could dramatically
24 accelerate the adoption of water recycling and thus increase water
25 supplies available for beneficial use.

26 (j) Water recycling can reduce California's dependence on
27 diversions from surface rivers and streams that are subject to
28 variable climate and regulatory conditions.

29 (k) In addition to water supply benefits, requiring water
30 recycling for further beneficial use eliminates ocean wastewater
31 discharges, decreasing pollutant loadings to ocean waters and
32 reducing ocean acidification, thereby improving coastal water
33 quality and benefiting the aquatic environment and local economies
34 that depend on those coastal resources.

35 SEC. 2. Section 13557.5 is added to the Water Code, to read:

36 13557.5. (a) The Legislature hereby finds and declares that
37 the discharge of treated wastewater from ocean outfalls, except in
38 compliance with the provisions of this section, is a waste and
39 unreasonable use of water within the meaning of Section 2 of
40 Article X of the California Constitution.

1 (b) As used in this section, the following terms have the
2 following meanings:

3 (1) “Affiliated water suppliers” means all water suppliers that
4 provide water that is disposed of in the collection system of a
5 particular wastewater treatment facility that discharges through an
6 ocean outfall.

7 (2) “Average annual wastewater discharge baseline volume”
8 means the average annual volume of treated waste water
9 discharging through a facility’s ocean outfall as determined by the
10 state board using monitoring data available for calendar years 2010
11 to 2020, inclusive.

12 (3) “Ocean outfall” means a point source at the point where
13 raw, partially treated, or treated wastewater may be discharged
14 from a wastewater treatment facility or associated collection system
15 to saline waters, including the ocean, bays, and estuaries.

16 (4) “Point source” has the meaning provided by Section 122.2
17 of Title 40 of the Code of Federal Regulations.

18 (c) Each wastewater treatment facility that discharges through
19 an ocean outfall and affiliated water suppliers shall reduce the
20 overall volume of the facility’s annual flow, as follows, as
21 compared to the average annual wastewater discharge baseline
22 volume, by treating the water to be beneficially reused or by
23 reducing inflow through water conservation and efficiency
24 measures:

25 (1) By January 1, 2030, by at least 50 percent.

26 (2) By January 1, 2040, by at least 95 percent.

27 (d) (1) Each holder of a national pollutant discharge elimination
28 system (NPDES) permit authorizing the discharge of wastewater
29 through an ocean outfall as of January 1, 2020, in conjunction with
30 affiliated water suppliers, shall submit to the executive director of
31 the state board, on or before July 1, 2022, a plan to meet the
32 requirements of this section, directly or by contract. The plan shall
33 contain all of the following:

34 (A) An identification of all land acquisition and facilities
35 necessary to provide for treatment, transport, and reuse of treated
36 wastewater.

37 (B) Identification and projection of all wastewater reductions
38 due to implementation of conservation and efficiency measures in
39 the facilities service area.

1 (C) An analysis of the costs to meet the requirements of this
2 section.

3 (D) A financing plan for meeting the requirements of this
4 section, including identifying any actions necessary to implement
5 the financing plan, such as bond issuance or other borrowing,
6 assessments, rate increases, fees, charges, or other financing
7 mechanisms.

8 (E) A detailed schedule for the completion of all necessary
9 actions.

10 (F) Supporting data and other documentation accompanying
11 the plan.

12 (2) On or before January 1, 2026, each holder of a NPDES
13 permit authorizing the discharge of wastewater through an ocean
14 outfall and affiliated water suppliers, shall update and submit to
15 the executive director a plan, as described in paragraph (1), to
16 include any refinements or changes in the costs, actions, or
17 financing necessary to achieve the requirements of this section or
18 a written statement that the plan is current and accurate.

19 (e) On or before January 1, 2024, and every January 1 every
20 five years thereafter, the holder of a NPDES permit authorizing
21 the discharge of wastewater through an ocean outfall, in
22 conjunction with affiliated water suppliers, shall submit to the
23 executive director of the state board a report summarizing the
24 actions accomplished to date and the actions remaining and
25 proposed to meet the requirements of this section. The report shall
26 include progress toward meeting the deadlines set forth in
27 subdivisions (c) and (d) and specifically include the detailed
28 schedule for, and status of, the following:

- 29 (1) Evaluation of reuse and disposal options.
- 30 (2) Preparation of preliminary design reports.
- 31 (3) Preparation and submission of permit applications.
- 32 (4) Construction initiation.
- 33 (5) Construction progress milestones.
- 34 (6) Construction completion.
- 35 (7) Initiation of operation.
- 36 (8) Continuing operation and maintenance.

37 (f) (1) On or before July 1, 2025, and by July 1 every five years
38 thereafter, the state board shall submit a report to the Governor
39 and the Legislature on the implementation of this section. The
40 report shall summarize the progress to date, including, but not

1 limited to, the increased amount of reclaimed water provided and
2 potable water offsets achieved, and shall identify any obstacles to
3 continued progress, including all instances of substantial
4 noncompliance.

5 (2) A report to be submitted pursuant to paragraph (1) shall be
6 submitted in compliance with Section 9795 of the Government
7 Code.

8 (g) (1) Failure to meet the deadlines in subdivision (c) shall
9 subject the owner or operator of the wastewater treatment facility,
10 as well as affiliated water suppliers, to a penalty of two thousand
11 dollars (\$2,000) per acre-foot of water above the required reduction
12 in overall volume discharged.

13 (2) The failure of an NPDES permitholder and affiliated water
14 suppliers to submit a report required pursuant to subdivision (d)
15 or (e) by the report's deadline shall result in a penalty of up to ten
16 thousand dollars (\$10,000).

17 (3) Moneys collected from the civil penalties levied pursuant
18 to this subdivision shall be available, upon appropriation by the
19 Legislature.

20 (h) The failure of an NPDES permitholder and affiliated water
21 suppliers to submit a report required pursuant to subdivision (d)
22 or (e) shall make the permitholder and suppliers ineligible for a
23 state loan or grant until the delinquent report has been submitted.

**CONSENT
CALENDAR
ITEM**

2E



Date: April 17, 2019

To: The Honorable Board of Directors

From: Shivaji Deshmukh, General Manager

Committee: Engineering, Operations & Water Resources

04/10/19

KB45

Executive Contact: Shaun Stone, Acting Executive Manager of Engineering/AGM

Subject: RP-4 Outfall Pipeline Construction Contract Award

Executive Summary:

The existing RP-4 Outfall Pipeline and air relief valves (ARV) are over 20 years old and have begun to leak excessively. These valves discharge or emit large volumes of air during draining/filling and also discharge entrapped air in the pressurized system. To maintain ARV's optimal performance, routine maintenance is required. However, many of these valves on this pipeline are located in the street, which can require extensive traffic control to access safely. This project will replace existing ARV's with Agency standard ARI valves, which have been proven to perform well on IEUA's recycled water system, as well as relocate ARV's currently located in the street to above ground enclosures behind the curb for more efficient maintenance and safer access.

On March 12, 2019, IEUA received five construction bids. The lowest, responsive and responsible bid was AToM Engineering Construction, Inc. with a bid of \$598,398.

Staff's Recommendation:

1. Award a construction contract for the RP-4 Outfall Pipeline ARV Replacement/Relocation, Project No. EN19029, to AToM Engineering Construction, Inc., in the amount of \$598,398; and
2. Authorize the General Manager to execute the construction contract, subject to non-substantive changes.

Budget Impact *Budgeted (Y/N): Y Amendment (Y/N): N Amount for Requested Approval:*

Account/Project Name:

EN19029/RP-4 Outfall Pipeline ARV Replacement/Relocation

Fiscal Impact (explain if not budgeted):

Prior Board Action:

None.

Environmental Determination:

Categorical Exemption

CEQA identifies certain categories of projects as exempt from more detailed environmental review because these categories have been deemed to have no potential for significant impact on the environment. This project qualifies for a Categorical Exemption Class 1 as defined in Section 15301 of the State CEQA Guidelines.”

Business Goal:

The RP-4 Outfall Pipeline ARV Replacement/Relocation Project is consistent with the IEUA’s Business Goal of Water Reliability, specifically the Water Supplies objective that IEUA will support the region with the development of reliable, resilient and sustainable water supplies from diverse sources.

Attachments:

Attachment 1 - PowerPoint

Attachment 2 - Construction Contract

Attachment 1

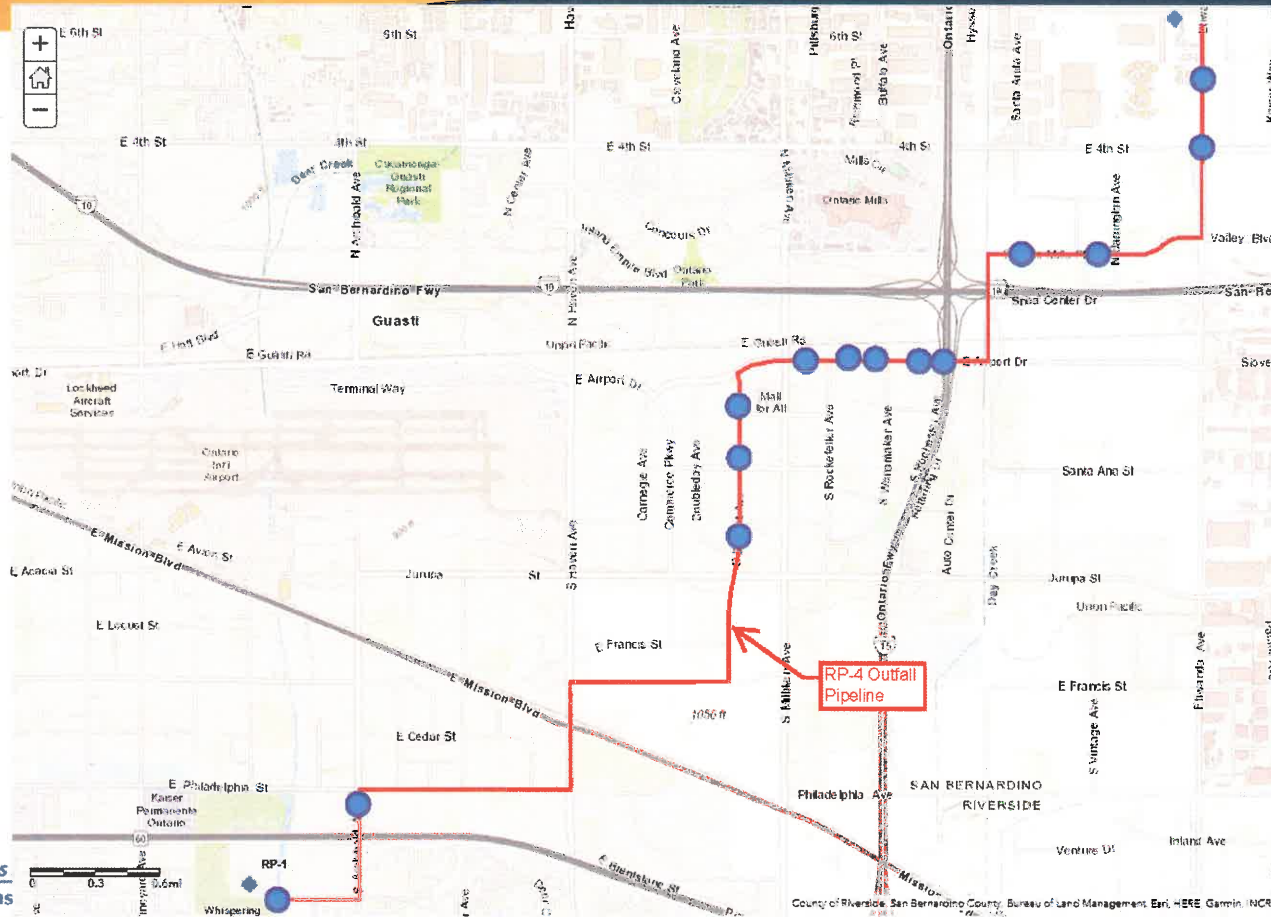
RP-4 Outfall Pipeline Construction Contract Award

Project No. EN19029



Jerry Burke, P.E.
April 2019

Project Location



The Project

- Replace existing air relief valves with Agency standard ARI valves
- Relocate valves from vaults in the roadways to new locations behind existing curbs
- Replace isolation gate valves
- Provide drainage in remaining vaults



Air Relief Valves to be Replaced



Air Relief Valve in Etiwanda Ave.

Contractor Selection

Five bids were received on March 12, 2019:

Bidder's Name	Total
AToM Engineering Construction, Inc.	\$598,398
Genesis Construction	\$613,891
Weka, Inc	\$614,193
W. A. Rasic Construction, Inc.	\$639,887
Ferreira Construction Co., Inc.	\$799,250
Engineer's Estimate	\$ 505,000

Project Budget and Schedule

Description	Estimated Cost	Project Milestone	Date
Design Services	\$113,000	Construction	
Design Consultant Contract	\$82,000	Construction Contract Award	April 2019
IEUA Design Services	\$31,000	Construction Completion	August 2019
Construction Services	\$90,000		
IEUA Construction Services (~15%)	\$90,000		
Construction	\$737,398		
Construction Contract (This Action)	\$598,398		
ARI Valve Pre-purchase	\$79,000		
Contingency (~10%)	\$60,000		
Total Project Cost:	\$940,398		
Total Project Budget:	\$945,000		

Recommendation

- Award a construction contract for the RP-4 Outfall Pipeline ARV Replacement/Relocation, Project No. EN19029, to AToM Engineering Construction, Inc., in the amount of \$598,398; and
- Authorize the General Manager to execute the construction contract, subject to non-substantive changes.

The RP-4 Outfall Pipeline ARV Replacement/Relocation Project is consistent with the *IEUA's Business Goal of Water Reliability*, specifically the Water Supplies objective that IEUA will support the region with the development of reliable, resilient and sustainable water supplies from diverse sources.

Attachment 2

SECTION D - CONTRACT AND RELEVANT DOCUMENTS

1.0 CONTRACT

THIS CONTRACT, made and entered into this ____ day of _____, 20__, by and between Atom Engineering Construction, Inc., hereinafter referred to as "Contractor," and the Inland Empire Utilities Agency, a Municipal Water District, located in San Bernardino County, California, hereinafter referred to as "Agency".

WITNESSETH:

That for and in consideration of the promises and agreements hereinafter made and exchanged, the Agency and the Contractor agree as follows:

1. Contractor agrees to perform and complete in a workmanlike manner, all work required under the bidding schedule of said Agency's specifications entitled **SPECIFICATIONS FOR RP-4 OUTFALL PIPELINE ARV REPLACEMENT / RELOCATION (EN19029)**, in accordance with the specifications and drawings, and to furnish at their own expense, all labor, materials, equipment, tools, and services necessary, except such materials, equipment, and services as may be stipulated in said specifications to be furnished by said Agency, and to do everything required by this Contract and the said specifications and drawings.
2. For furnishing all said labor, materials, equipment, tools, and services, furnishing and removing all plant, temporary structures, tools and equipment, and doing everything required by this Contract and said specifications and drawings; also for all loss and damage arising out of the nature of the work aforesaid, or from the action of the elements, or from any unforeseen difficulties which may arise during the prosecution of the work until its acceptance by said Agency, and for all risks of every description connected with the work; also for all expenses resulting from the suspension or discontinuance of work, except as in the said specifications are expressly stipulated to be borne by said Agency; and for completing the work in accordance with the requirements of said specifications and drawings, said Agency will pay and said Contractor shall receive, in full compensation therefore, the price(s) set forth in this Contract.
3. That the Agency will pay the Contractor progress payments and the final payment, in accordance with the provisions of the contract documents, with warrants drawn on the appropriate fund or funds as required, at the prices bid in the Bidding and Contract Requirements, Section C - Bid Forms and accepted by the Agency, and set forth in this below.

Total Bid Price \$ Five hundred ninety-eight thousand, three hundred ninety-eight Dollars and Zero Cents.

If this is not a lump sum bid and the contract price is dependent upon the quantities constructed, the Agency will pay and said Contractor shall receive, in full compensation for the work the prices named in the Bidding and Contract Requirements, Section C - Bid Forms.

4. The Agency hereby employs the Contractor to perform the work according to the terms of this Contract for the above-mentioned price(s), and agrees to pay the same at the time, in the manner, and upon the conditions stipulated in the said specifications; and the said parties for themselves, their heirs, executors, administrators, successors, and assigns, do hereby agree to the full performance of the covenants herein contained.
5. The Notice Inviting Bids, Instructions to Bidders, Bid Forms, Information Required of Bidder, Performance Bond, Payment Bond, Contractors License Declaration, Specifications, Drawings, all General Conditions and all Special Conditions, and all addenda issued by the Agency with respect to the foregoing prior to the opening of bids, are hereby incorporated in and made part of this Contract, as if fully set forth.
6. The Contractor agrees to commence work under this Contract on or before the date to be specified in a written "Notice To Proceed" and to complete said work to the satisfaction of the Agency Ninety (90) calendar days after award of the Contract. All work shall be completed before final payment is made.
7. Time is of the essence on this Contract.
8. Contractor agrees that in case the work is not completed before or upon the expiration of the contract time, damage will be sustained by the Agency, and that it is and will be impracticable to determine the actual damage which the Agency will sustain in the event and by reason of such delay, and it is therefore agreed that the Contractor shall pay to the Agency the amount of "Two hundred and Fifty (\$250) dollars" for each day of delay, which shall be the period between the expiration of the contract time and the date of final acceptance by the Agency, as liquidated damages and not as a penalty. It is further agreed that the amount stipulated for liquidated damages per day of delay is a reasonable estimate of the damages that would be sustained by the Agency, and the Contractor agrees to pay such liquidated damages as herein provided. In case the liquidated damages are not paid, the Contractor agrees that the Agency may deduct the amount thereof from any money due or that may become due to the Contractor by progress payments or otherwise under the Contract, or if said amount is not sufficient, recover the total amount.

In addition to the liquidated damages, which may be imposed if the Contractor fails to complete the work within the time agreed upon, the Agency may also deduct from any sums due or to become due the Contractor, liquidated damages in accordance with the Bidding and Contract Requirements, Section B - Instruction to Bidders, Part 5.0 "Liquidated Damages", for any violation of the General Conditions, Section D - Contractor's Responsibilities, Part 8, "Law and Regulations"; Bidding and Contract Requirements Contract Section D -Contract and Relevant Documents, Part 1.0, Paragraphs 9 through 11; General Conditions , Section D – Contractor's Responsibilities, Part 4.0, "Labor, Materials and Equipment"; General Conditions Section D – Contractor's

Responsibilities, Part 12.0, "Safety and Protection" or General Conditions Section H – Legal Responsibilities, Part 8.0, "Disturbance of the Peace".

9. That the Contractor will pay, and will require subcontractors to pay, employees on the work a salary or wage at least equal to the prevailing salary or wage established for such work as set forth in the wage determinations and wage standards applicable to this work, contained in or referenced in the contract documents.
10. That, in accordance with Section 1775 of the California Labor Code, Contractor shall forfeit to the Agency, as a penalty, not more than Fifty (\$50.00) Dollars for each day, or portion thereof, for each worker paid, either by the Contractor or any subcontractor, less than the prevailing rates as determined by the Director of the California Department of Industrial Relations for the work.
11. That, except as provided in Section 1815 of the California Labor Code, in the performance of the work not more than eight (8) hours shall constitute a day's work, and not more than forty (40) hours shall constitute a week's work; that the Contractor shall not require more than eight (8) hours of labor in a day nor more than forty hours of labor in a week from any person employed by the Contractor or any subcontractor; that the Contractor shall conform to Division 2, Part 7, Chapter 1, Article 3 (Section 1810, et seq.) of the California Labor Code; and that the Contractor shall forfeit to the Agency, as a penalty, the sum of Twenty-Five (\$25.00) Dollars for each worker employed in the execution of the work by Contractor or any subcontractor for each day during which any worker is required or permitted to labor more than eight (8) hours in violation of said Article 3.
12. That the Contractor shall carry Workers' Compensation Insurance and require all subcontractors to carry Workers' Compensation Insurance as required by the California Labor Code.
13. That the Contractor shall have furnished, prior to execution of the Contract, two bonds approved by the Agency, one in the amount of one hundred (100) percent of the contract price, to guarantee the faithful performance of the work, and one in the amount of one hundred (100) percent of the contract price to guarantee payment of all claims for labor and materials furnished.
14. The Contractor hereby agrees to protect, defend, indemnify and hold the Agency and its employees, agents, officers, directors, servants and volunteers free and harmless from any and all liability, claims, judgments, costs and demands, including demands arising from injuries or death of persons (including employees of the Agency and the Contractor) and damage to property, arising directly or indirectly out of the obligation herein undertaken or out of the operations conducted by the Contractor, its employees agents, representatives or subcontractors under or in connection with this Contract.

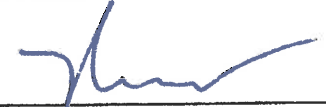
The Contractor further agrees to investigate, handle, respond to, provide defense for and defend any such claims, demands or suit at the sole expense of the Contractor.

IN WITNESS WHEREOF, The Contractor and the General Manager of Inland Empire Utilities Agency*, thereunto duly authorized, have caused the names of said parties to be affixed hereto, each in duplicate, the day and year first above written.

Inland Empire Utilities Agency,*
San Bernardino County, California.

By _____
General Manager

Contractor

By  _____
Title Secretary, 3/22/19

*A Municipal Water District

**CONSENT
CALENDAR
ITEM**

2F



Date: April 17, 2019

To: The Honorable Board of Directors

From: Shivaji Deshmukh, General Manager

Committee: Engineering, Operations & Water Resources

04/10/19

KB4SD

Executive Contact: Shaun Stone, Acting Executive Manager of Engineering/AGM

Subject: Architectural Master Services Contract Award

Executive Summary:

IEUA's existing Architectural Master Services Contract is set to expire in November 2019; however, the full contract amount has been exhausted. The existing master service contract has proven to be effective for IEUA to utilize on call architectural services when needed.

Staff issued a Request for Proposal through the PlanetBids Network. Three proposals were received on February 21, 2019. The evaluation committee, composed of staff from the Engineering and Contracts and Procurement Departments, evaluated the proposals. The evaluation committee recommends Gillis + Panichapan Architects, Inc. (GPa) be awarded a five-year master service contract with the option for up to two, one-year time extensions, for a not-to-exceed amount of \$700,000.

GPa has successfully provided architectural services on several IEUA projects, including roofing and interior improvement planning.

Staff's Recommendation:

1. Award a five-year master service contract, with the option for up to two, one-year time extensions, to Gillis + Panichapan Architects, Inc. (GPa) for a not-to-exceed amount of \$700,000; and
2. Authorize the General Manager to execute the contract, subject to non-substantive changes.

Budget Impact *Budgeted (Y/N):* Y *Amendment (Y/N):* N *Amount for Requested Approval:*

Account/Project Name:

Multiple capital projects and department O&M budget under various program funds.

Fiscal Impact (explain if not budgeted):

There is no direct impact on IEUA's fiscal year budget as a result of this action. These contracts are for work which will be required on various projects and department operation and maintenance budgets. Thus, no separate funding is needed for these contracts.

Full account coding (internal AP purposes only):

- - -
- - -

Project No.:

Prior Board Action:

None.

Environmental Determination:

Statutory Exemption

CEQA exempts a variety of projects from compliance with the statute. This project qualifies for a Statutory Exemption as defined in Section 15262 of the State CEQA Guidelines. When the project will be implemented will be subject to future environmental evaluation.

Business Goal:

The Architectural Master Service Contract Award is consistent with IEUA's Business Goal of Wastewater Management that ensures quality asset management and that systems are planned, constructed, and managed to protect public health, the environment, and meet anticipated regulatory requirements.

Attachments:

Attachment 1 - PowerPoint

Attachment 2 - Master Service Contract

Attachment 1

Master Services Contract Award Task Order/On-Call Architectural Services



Project Background


- Architectural Master Service Contract
 - Current Contract Very Efficient
 - Provides additional expertise and experience
 - Opportunity to receive innovative ideas
 - Help with Architectural Specifications/Detailing



Remodeling to Maintain LEED Requirements

Scope of Services

- Architectural services may include but not limited to the following:
 - Roofing
 - Remodeling
 - Additions to Agency park
 - Preparation of conceptual analysis for building layout



Chino Creek Park Concept Work

Consultant Selection

- Evaluation and Selection Committee
 - Engineering and Construction Department
 - Contracts and Procurement Department
- Evaluation criteria for selection:
 - Past Experience
 - References/Previous Projects

Proposals Received

Gillis + Panichapan Architects, Inc (GPa)
IDS Group
STK Architecture, Inc.

Recommendation

- Award a five-year master service contract, with the option for up to two, one-year time extensions, to Gillis + Panichpan Architects, Inc. (GPa) for a not-to-exceed amount of \$700,000; and
- Authorize the General Manager to execute the contract, subject to non-substantive changes.

The Architectural Services Master Service Contract is consistent with the **IEUA's Business Goal of Wastewater Management** that ensures quality asset management and that systems are planned, constructed, and managed to protect public health, the environment, and meet anticipated regulatory requirements.

Attachment 2



MASTER SERVICES CONTRACT NUMBER: 4600002710
FOR PROVISION OF
ARCHITECTURAL SERVICES

THIS CONTRACT (the "Contract"), is made and entered into this _____ day of _____, 20____, by and between the Inland Empire Utilities Agency, a Municipal Water District, organized and existing in the County of San Bernardino under and by virtue of the laws of the State of California (hereinafter referred to interchangeably as "IEUA" and "Agency") and Gillis + Panichapan Architects, Inc., with offices located in Costa Mesa, California (hereinafter referred to as "Consultant"), in order to establish mutually acceptable terms and conditions which shall hold for and govern all "Task Order" releases subsequently issued under this Master Services Contract.

RECITALS

Whereas Agency anticipates future needs to retain the services of Consultant to provide architectural services on an "as-needed" Task Order assignment basis;

Whereas Consultant is willing to undertake performance of such Task Order assignments for which the terms and conditions set forth herein shall apply;

THEREFORE, in consideration of the mutual promises and obligations set forth herein, the parties hereby agree as follows:

Project Manager Assignment: All technical direction related to this Contract shall come from the designated Project Manager. Details of the Agency's assignment are listed below.

Project Manager: Matthew Poeske, Senior Engineer
Address: 6075 Kimball Avenue, HQ-B
Chino, CA 91708
Telephone: (909) 993-1723
Facsimile: (909) 993-1982
Email: mposeske@ieua.org

Consultant Assignment: Special inquiries related to this Contract and the effects of this Contract shall be referred to the following:

Consultant: Gillis + Panichapan Architects, Inc.
Address: 2900 Bristol Street, Suite G-205
Costa Mesa, CA 92626
Telephone: (714) 668-4260
Email: jack@gparchitects.org

1. ORDER OF PRECEDENCE: The documents referenced below constitute the Agreement Documents and are each hereby incorporated herein. In the event of any conflicts or inconsistencies between any of the Contract Documents, the governing order of precedence shall be as follows:

- A. Amendments to Task Order releases under this Master Services Contract.
- B. Task Order releases under this Master Services Contract.
- C. Amendments to this Master Services Contract No. 4600002710
- D. Master Services Contract Number 4600002710, General Terms and Conditions.
- E. Exhibit A - Consultant's Proposal and Fee Schedule dated February 21, 2019.
- F. Exhibit B - Agency's Request for Proposals Number RFQ-18-SS-011

2. SCOPE OF WORK AND SERVICES: Consultant shall provide all labor, materials, tools, machinery, equipment, and other items and services necessary to properly perform the work (hereinafter referred to as the "Work") as set for in each individual Task Order agreed to and released under this Master Services Contract, including exhibits and amendments hereto. The Work shall be carried out in accordance with the Contract Documents in a diligent and workman-like manner, utilizing qualified personnel and good and sufficient materials and equipment. Further, Consultant shall perform only those work assignments authorized by Task Orders issued in conjunction with this Contract.

A. Ordering Provisions and Understandings:

1. Negotiation of Task Orders: Agency and Consultant each reserve and retain the right to negotiate the Work, price, and term of any specific Task Order. However, both parties agree that the various proposed labor and expense rates used to develop each Task Order's price shall be consistent with those specified within the Schedule of Rates.
2. Task Order Price: The firm fixed or not-to-exceed price for each Task Order shall be addressed and authorized via the content of each specific Task Order.
3. Task Order Format: Each Task Order issued under this Master Services Contract shall be of similar form to the Sample Task Order contained in RFQ-18-SS-011 Attachment D – Sample Task Order.

4. Task Order Assignment Method: As the need for work arises, specific Statements of Work will be forwarded to the Consultant in possession of the Master Services Contract. If the Consultant desires to propose for award of the work, the Consultant shall respond no-later-than the specified proposal submittal date/time, (which shall be not less than 5 working days after solicitation issuance unless the task order is issued as emergency work per section 5 – On Call/Time and Material Protocol/Emergency Task Orders) with submittal of a price and technical proposal (if applicable) to perform the requested services. This proposal will be reviewed and, if selected by the Agency, negotiated (if required) to develop mutually- agreed-upon Task Order content and price. Each Task Order will designate a specific scope of work, schedule, firm-fixed or not-to-exceed compensation, and other specifications and terms particular to the Work. Upon agreement and execution by both parties, the Task Order will be released, a written notice-to-proceed order will be issued, and the Consultant may then begin performance of the Work provided for under the executed Task Order. There is neither a maximum nor minimum number of Task Orders that may be issued under this Contract. Further, there is no guarantee that any Task Orders will be released against this Contract. Conversely, multiple Task Orders may be issued requiring work in support of concurrent projects.
5. On-Call/Emergency Task Orders Protocol: In some cases, on-call/emergency services may be requested by IEUA. For any directed, on-call/emergency work, IEUA will direct the Consultant to proceed on time and material at a not-to-exceed cost. Upon completion of work, Consultant will submit all billing at which point, IEUA will prepare a Task Order for the specific cost and work performed. A fully executed Task Order will be required to finalize payment for all on-call/Emergency Task Orders. The Consultant shall be reimbursed the hourly rates as shown in the Proposal Rate/Fee Schedule to perform services awarded under this solicitation.
6. Completion Timeframe: Any Task Order executed during the term of this Contract, and not completed within the term of this Contract, shall nevertheless be completed within the time specified in the Task Order. This Contract shall govern the rights and obligations of the parties with respect to that Task Order to the same extent as if it were being completed within the Contract's term.
7. Execution: Each Task Order executed hereunder, including any changes to or terminations of such Task Orders, shall be automatically incorporated into this Contract, and therefore shall be subject to the terms and conditions of this Contract.

3. TERM: The term of this Contract shall extend from the date of the contract execution and terminate on April 30, 2024, unless agreed to by both parties, reduced to writing, and formally incorporated as an amendment to this Contract. Agency hereby reserves the right to exercise two (2) one-year optional extensions to the Contract term. In the event the Agency desires to exercise the Contract extension option provided for in this Section, the Agency shall provide written notice to the Consultant, prior to the expiration of the original Contract term. If such option is exercised, the rates established within the fee schedule shall cease to be effective as of the first day of the "option" term.
4. SCHEDULE: Consultant shall complete the Work specified by each Task Order in accordance with the schedule established within said Task Order. All Work shall be fully finished no later than the date specified in said Task Order, unless terminated sooner or extended as provided for herein.
5. COMPENSATION AND CHANGES: Compensation for the satisfactory completion of the work represented by this Contract, Agency shall pay Consultant invoices up to a NOT-TO-EXCEED total authorized amount of **\$700,000** for all services provided throughout the term of this Contract. The Consultant shall not be paid for any amount exceeding the NOT-TO-EXCEED amount, nor for work completed beyond the expiration date without an Amendment to the Contract.

As compensation for the Work satisfactorily performed against Task Order releases under this Contract, Agency shall pay Consultant in accordance with Consultant's approved rate schedule for task orders or, alternately, the established lump-sum or fixed price milestones in the case of firm, fixed price Task Orders. Any additional services/costs must be approved in advance by the Agency's Contract Administrator and a subsequent Task Order, or Task Order Change Order, for the additional work must be issued and bi-laterally executed. Throughout the term of this Contract, Consultant's invoices issued in conjunction with Task Orders may be submitted monthly and shall be calculated in accordance with the labor and expense rates specified within Consultant's Schedule of Rates. Unless a given Task Order establishes its own milestone payment schedule, invoices in conjunction with "firm fixed price" Task Orders shall be submitted upon completion of all Task Order scope requirements as one-time, "lump sum" invoices valued at the total price established for that Task Order.

Agency shall pay the full/approved invoice amount within thirty (30) days following receipt of the invoice. Payment shall be withheld for any service which does not meet the requirements of this Contract or the associated Task Order, until such service is revised, the invoice resubmitted, and accepted by the Project Manager. Consultant's invoices shall include reference to "Contract Number 4600002710" and the associated Task Order Number. All original invoices shall be submitted to the below-listed address via email, with a copy of each invoice forwarded concurrently to the Agency's assigned Project Manager for the given task order:

Contractor's invoices shall be submitted, if by mail, as follows:

Inland Empire Utilities Agency
Re: Contract Number: 4600002710
P.O. Box 9020
Chino Hills, CA 91709

Contractor's invoices shall be submitted, if by e-mail, as follows:

To: APGroup@ieua.org

1. Scan the invoice as a PDF file
2. Attach the scanned file to an email
3. A/P staff will acknowledge receipt of the invoice.

7. CONTROL OF THE WORK: Consultant shall perform the Work in compliance with the Task Order-specified Work Schedule. If performance of the Work falls behind schedule, Consultant shall accelerate the performance of the Work to comply with the Work Schedule as directed by the Project Manager. If the nature of the Work is such that Consultant is unable to accelerate the Work, Consultant shall promptly notify the Project Manager of the delay, the causes of the delay, and submit a proposed revised Work Schedule for consideration by the Project Manager.
8. FITNESS FOR DUTY:
 - A. Fitness: Consultant's personnel on the Jobsite:
 1. Shall report for work in a manner fit to do their job;
 2. Shall not be under the influence of or in possession of any alcoholic beverages or of any controlled substance (except a controlled substance as prescribed by a physician so long as the performance or safety of the Work is not affected thereby); and
 3. Shall not have been convicted of any serious criminal offense which, by its nature, may have a discernible adverse impact on the business or reputation of Agency.
9. INSURANCE: During the term of this Contract, the Consultant shall maintain at Consultant's sole expense, the following insurance.
 - A. Minimum Scope of Insurance: Coverage shall be at least as broad as:
 1. Commercial General Liability (CGL): Insurance Services Office (ISO) Form CG 00 01 covering CGL on an "occurrence" basis, including products and completed operations, property damage, bodily injury and personal & advertising injury with limits no less than \$1,000,000 per occurrence. If a general aggregate limit applies, either the general aggregate limit shall apply separately to this project/location (ISO CG 25 03 or 25 04) or the general

aggregate limit shall be twice the required occurrence limit.

2. **Automobile Liability:** ISO Form Number CA 00 01 covering any auto (Code 1), or if Consultant has no owned autos, covering hired, (Code 8) and non-owned autos (Code 9), with limit no less than \$1,000,000 per accident for bodily injury and property damage.
 3. **Workers' Compensation and Employers Liability:** Workers' compensation limits as required by the State of California, with Statutory Limits, and Employer's Liability Insurance with limit of no less than \$1,000,000 per accident for bodily injury or disease.
 4. **Professional Liability (Errors and Omissions):** Insurance appropriate to the Consultant's profession, with limit no less than \$1,000,000 per occurrence or claim, \$2,000,000 aggregate.
- B. **Deductibles and Self-Insured Retention:** Any deductibles or self-insured retention must be declared to and approved by the Agency. At the option of the Agency, either: the insurer shall reduce or eliminate such deductibles or self-insured retention as respects the Agency, its officers, officials, employees and volunteers; or the Consultant shall procure a bond guaranteeing payment of losses and related investigations, claims administration and defense expenses.
- C. **Other Insurance Provisions:** The policies are to contain, or be endorsed to contain, the following provisions:
1. **General Liability and Automobile Liability Coverage**
 - a. **Additional Insured Status:** The Agency, its officers, officials, employees, and volunteers are to be covered as additional insureds on the CGL policy with respect to liability arising out of work or operations performed by or on behalf of the Consultant including materials, parts or equipment furnished in connection with such work or operations. General liability coverage can be provided in the form of an endorsement to the Consultant's insurance (at least as broad as ISO Form CG 20 10 11 85 or both CG 20 10, CG 20 26, CG 20 33, or CG 20 38; and CG 20 37 forms if later revisions used).
 - b. **Primary Coverage:** The Consultant's insurance coverage shall be primary insurance coverage at least as broad as ISO CG 20 01 04 13 as respects the Agency, its officer, officials, employees and volunteers. Any insurance or self-insurance maintained by the Agency, its officers, officials, employees, volunteers, property owners or engineers under contract with the Agency shall be excess of the Consultant's insurance and shall not contribute with it.

- c. Any failure to comply with reporting provisions of the policies shall not affect coverage provided to the Agency, its officers, officials, employees or volunteers.
- d. The Consultant's insurance shall apply separately to each insured against whom claim is made or suit is brought, except with respect to the limits of the insurer's liability.
- e. The Consultant may satisfy the limit requirements in a single policy or multiple policies. Any such additional policies written as excess insurance shall not provide any less coverage than that provided by the first or primary policy.

2. Workers' Compensation and Employers Liability Coverage

The insurer hereby grants to Agency a waiver of any right to subrogation which any insurer of said Consultant may acquire against the Agency by virtue of the payment of any loss under such insurance. Consultant agrees to obtain any endorsement that may be necessary to affect this waiver of subrogation, but this provision applies regardless of whether or not the Agency has received a waiver of subrogation endorsement from the insurer.

3. All Coverages

Each insurance policy required by this contract shall be endorsed to state that coverage shall not be suspended, voided, canceled by either party, reduced in coverage or in limits except after thirty (30) days prior written notice by certified mail, return receipt requested, has been given to the Agency.

- D. Acceptability of Insurers: All insurance is to be placed with insurers with a current A.M. Best's rating of no less than A minus: VII, and who are admitted insurers in the State of California.
- E. Verification of Coverage: Consultant shall furnish the Agency with original certificates and amendatory endorsements or copies of the applicable policy language effecting coverage required by this clause. All certificates and endorsements are to be received and approved by the Agency before work commences. However, failure to obtain the required documents prior to the work beginning shall not waive the Consultant's obligation to provide them. The Agency reserves the right to require complete, certified copies of all required insurance policies, including endorsements required by these specifications, at any time.
- F. Submittal of Certificates: Consultant shall submit all required certificates and endorsements to the following:

Inland Empire Utilities Agency, a Municipal Water District
Attn: Angela Witte, Risk Specialist, email awitte@ieua.org
P.O. Box 9020
Chino Hills, California 91709

10. LEGAL RELATIONS AND RESPONSIBILITIES

- A. Professional Responsibility: Consultant shall be responsible, to the level of competency presently maintained by other practicing professionals performing the same or similar type of work.
- B. Status of Consultant: Consultant is retained as an independent Consultant only, for the sole purpose of rendering the services described herein and is not an employee of the Agency.
- C. Observing Laws and Ordinances: Consultant shall keep itself fully informed of all existing and future state and federal laws and all county and city ordinances and regulations which in any manner affect the conduct of any services or tasks performed under this Contract, and of all such orders and decrees of bodies or tribunals having any jurisdiction or authority over the same. Consultant shall observe and comply with all such existing and future laws, ordinances, regulations, orders, and decrees at all times; and shall protect and indemnify, as required herein, Agency, its officers, employees, and agents against any claim or liability arising from or based on the violation of any such law, ordinance, regulation, order or decree, whether by Consultant or its employees.
- D. Subcontracted Services: Any subcontracts for the performance of any services under this Contract shall be subject to the prior written approval of the Project Manager.
- E. Grant-Funded Projects: Consultant shall be responsible to comply with all grant requirements or State Revolving Fund ("SRF") conditions related to any Task Order assignments. These may include but shall not be limited to: Davis-Bacon Act, Endangered Species Act, Executive Order 11246 (Affirmative Action Requirements), Equal Opportunity, Competitive Solicitation, Records Retention and Public Access to Records, and Compliance Review. If a Federally-funded (ARRA) project, or predecessor, Contract Task Order shall have separate, additional reporting accountability on the use of funds.
- Consultant and IEUA staff shall inquire for each Task Order issued if work is grant-funded.
- G. Liens: Consultant shall pay all sums of money that become due from any labor, services, materials or equipment furnished to Consultant on account of said services to be rendered or said materials to be furnished under this Contract and that may be secured by any lien against Agency. Consultant shall fully discharge each such lien at the time performance of the obligation secured matures and becomes due.

- H. Indemnification, Consultant: Consultant shall indemnify the IEUA, its directors, employees and assigns, and shall defend and hold them harmless from all liabilities, demands, actions, claims, losses and expenses, including reasonable attorneys' fees, which arise out of or are related to the negligence, recklessness or willful misconduct of the Consultant, its directors, employees, agents and assigns, in the performance of work under this contract.
- Indemnification, Design Professional: Consultant's Design Professional agrees to indemnify, including the cost to defend, entity and its officers, officials, employees, and volunteers from and against any and all claims, demands, costs, or liability that arise out of, or pertain to, or relate to the negligence, recklessness, or willful misconduct of Design Professional (Consultant) and its employees or agents in the performance of services under this contract, but this indemnity does not apply to liability for damages arising from the sole negligence, active negligence, or willful acts of the IEUA; and does not apply to any passive negligence of the IEUA unless caused at least in part by the Design Professional (Consultant).
- I. Conflict of Interest: No official of Agency who is authorized in such capacity and on behalf of Agency to negotiate, make, accept or approve, or to take part in negotiating, making, accepting or approving this Contract, or any subcontract relating to services or tasks to be performed pursuant to this Contract, shall become directly or indirectly personally interested in this Contract.
- J. Equal Opportunity: During the performance of this Contract, Consultant shall not unlawfully discriminate against any employee or employment applicant because of race, color, religion, sex, age, marital status, ancestry, physical or mental disability, sexual orientation, veteran status or national origin.
- K. Extra Work: If at any time during the Task Order assignment, Consultant receives a direction which Consultant feels is outside the Task Order's Scope of Work, Consultant shall immediately notify Agency's Project Manager and obtain written direction. The Consultant shall receive no extra compensation for extra work unless Agency receives timely notification of Consultant's opinion that the work is outside of the contracted scope. If the nature of the direction is such that an investigation is required to determine if the work is outside Consultant's agreed upon scope, Consultant must immediately notify Agency's Project Manager that the directed work appears to be outside the scope. Consultant shall not receive extra compensation for extra work performed. Extra work performed without authorization shall be at Consultant's sole cost.
- L. Non-Conforming Work: Consultant represents that the Work and Documentation shall meet the standard of care of Consultant's profession. For a period of not less than one (1) year after acceptance of the completed Work, Consultant shall, at no additional cost to Agency, correct any and all agreed-to errors in the Work or Documentation, regardless of whether any such errors are brought to the attention of Consultant by Agency, or any other person or entity. Consultant shall within

three (3) calendar days, correct any error that renders the Work or Documentation dysfunctional or unusable and shall correct other errors within thirty (30) calendar days after Consultant's receipt of notice of the error. Upon request of Agency, Consultant shall correct any such error deemed important by Agency in its sole discretion to Agency's continued use of the Work or Documentation within seven (7) calendar days after Consultant's receipt of notice of the error. If the Construction Manager rejects all or any part of the Work or Documentation as unacceptable and agreement to correct such Work or Documentation cannot be reached without modification to the Contract, Consultant shall notify the Construction Manager, in writing, detailing the dispute and reason for Consultant's position. Any dispute that cannot be resolved between the Construction Manager and Consultant shall be resolved in accordance with the provisions of this Contract.

M. Disputes:

1. All disputes arising out of or in relation to this Contract shall be determined in accordance with this section. Consultant shall pursue the work to completion in accordance with the instruction of Agency's Construction Manager notwithstanding the existence of dispute. By entering into this Contract, both parties are obligated, and hereby agree, to submit all disputes arising under or relating to the Contract which remain unresolved after the exhaustion of the procedures provided herein, to mediation.
2. Any and all disputes during the pendency of the work shall be subject to resolution by Agency Construction Manager and Consultant shall comply, pursuant to Agency Construction Manager instructions. If Consultant is not satisfied with any such resolution by Agency Project Manager, they may file a written protest with Agency Construction Manager within seven (7) calendar days after receiving written notice of Agency's decision. Failure by Consultant to file a written protest within seven (7) calendar days shall constitute waiver of protest, and acceptance of Agency Construction Manager's resolution. Agency's Construction Manager shall submit Consultant's written protests to the General Manager, together with a copy of Agency Construction Manager's written decision, for his or her consideration within seven (7) calendar days after receipt of said protest(s). The General Manager shall make his or her determination with respect to each protest filed with Agency Construction Manager within ten (10) calendar days after receipt of said protest(s). If Consultant is not satisfied with any such resolution by the General Manager, they may file a written request for mediation with the Project Manager within seven (7) calendar days after receiving written notice of the General Manager's decision.
3. In the event of mediation, the parties hereto agree that there shall be a single neutral Mediator who shall be selected in the following manner:
 - a. The Demand for a Mediator shall include a list of five names of persons acceptable to Consultant to be appointed as Mediator. Agency shall determine if any of the names submitted by Consultant

are acceptable and, if so, such person shall be designated as Mediator.

b. In the event that none of the names submitted by Consultant are acceptable to Agency, or if for any reason the Mediator selected in Step (a) is unable to serve, Agency shall submit to Consultant a list of five (5) names of persons acceptable to Agency for appointment as Mediator. Consultant shall, in turn, have seven (7) calendar days in which to determine if one such person is acceptable.

4. Joinder in Mediation/Arbitration: Agency may join Consultant in mediation or arbitration commenced by an agreement mediator on the Project pursuant to Public Contract Code Sections 20104 et seq. Such joinder shall be initiated by written notice from Agency's representative to Consultant.

11. OWNERSHIP OF MATERIALS AND DOCUMENTS / CONFIDENTIALITY: Agency retains ownership of any and all partial or complete reports, drawings, plans, notes, computations, lists, and/or other materials, documents, information, or data prepared by Consultant and/or the Consultant's subconsultant(s) pertaining to this Contract. Said materials and documents are confidential and shall be available to Agency from the moment of their preparation, and Consultant shall deliver same to Agency whenever requested to do so by the Construction Manager and/or Agency. Consultant agrees that same shall not be made available to any individual or organization, private or public, without the prior written consent of Agency. Any reuse of such documents for other than the specific purpose, intended as stated herein, shall be at the sole risk of the user, and without liability or legal exposure to Consultant.

Notwithstanding any provision to the contrary contained in this Contract, Consultant shall retain sole ownership to its preexisting information including but not limited to computer programs, software, standard details, figures, templates and specifications.

When transferring data in electronic media format, Consultant makes no representation as to long term compatibility, usability, or readability of documents resulting from the use of software application packages, operating systems, or computer hardware differing from those used by Consultant at the beginning of the Project.

Because data stored in electronic media format can deteriorate or be modified inadvertently or otherwise without authorization of the data's creator, the party receiving electronic files agrees that it shall perform acceptance tests or procedures within sixty (60) days of receipt, after which Agency shall have deemed to have accepted the data transferred. Any errors detected within the sixty (60) days shall be corrected by Consultant at no additional cost to Agency. Consultant shall not be responsible to maintain documents stored in electronic media format after acceptance by Agency. The original hard copy of the documents containing the professional engineer's seal shall take precedence over the electronic documents.

12. PUBLIC RECORDS POLICY: Information made available to Agency may be subject to the California Public Records Act ("CPRA") Government Code Section 6250 et seq.

Agency's use and disclosure of its records are governed by this Act. Agency shall use its best efforts to notify Consultant of any requests for disclosure of any documents pertaining to Consultant.

In the event of litigation concerning disclosure of information Consultant considers exempt from disclosure; (e.g., Trade Secret, Confidential, or Proprietary) Agency shall act as a stakeholder only, holding the information until otherwise ordered by a court or other legal process. If Agency is required to defend an action arising out of a CPRA request for any of the information Consultant has marked "Confidential," "Proprietary," or "Trade Secret," Consultant shall defend and indemnify Agency from all liability, damages, costs, and expenses, including attorneys' fees, in any action or proceeding arising under the CPRA.

13. TITLE AND RISK OF LOSS:

- A. Documentation: Title to the Documentation shall pass to Agency when prepared; however, a copy may be retained by Consultant for its records and internal use. Consultant shall retain such Documentation in a controlled access file, and shall not reveal, display or disclose the contents of the Documentation to others without the prior written authorization of Agency or for the performance of Work related to the project.
- B. Material: Title to all Material, field or research equipment, and laboratory models, procured or fabricated under the Contract shall pass to Agency when procured or fabricated, and such title shall be free and clear of any and all encumbrances. Consultant shall have risk of loss of any Material or Agency-owned equipment of which it has custody.
- C. Disposition: Consultant shall dispose of items to which Agency has title as directed in writing by the Contract Administrator and/or Agency.

14. PROPRIETARY RIGHTS:

- A. Rights and Ownership: Agency's rights to inventions, discoveries, trade secrets, patents, copyrights, and other intellectual property, including the Information and Documentation, and revisions thereto (hereinafter collectively referred to as "Proprietary Rights"), used or developed by Consultant in the performance of the Work, shall be governed by the following provisions:
 - 1. Proprietary Rights conceived, developed, or reduced to practice by Consultant in the performance of the Work shall be the property of Agency, and Consultant shall cooperate with all appropriate requests to assign and transfer same to Agency.
 - 2. If Proprietary Rights conceived, developed, or reduced to practice by Consultant prior to the performance of the Work are used in and become integral with the Work or Documentation, or are necessary for Agency to have complete enjoyment of the Work or Documentation, Consultant shall grant to Agency a non-exclusive, irrevocable, royalty-free license, as may be required by Agency for the complete enjoyment of the Work and Documentation, including the right to reproduce, correct, repair, replace,

maintain, translate, publish, use, modify, copy or dispose of any or all of the Work and Documentation and grant sublicenses to others with respect to the Work and Documentation.

3. If the Work or Documentation includes the Proprietary Rights of others, Consultant shall procure, at no additional cost to Agency, all necessary licenses regarding such Proprietary Rights so as to allow Agency the complete enjoyment of the Work and Documentation, including the right to reproduce, correct, repair, replace, maintain, translate, publish, use, modify, copy or dispose of any or all of the Work and Documentation and grant sublicenses to others with respect to the Work and Documentation. All such licenses shall be in writing and shall be irrevocable and royalty-free to Agency.

- B. No Additional Compensation: Nothing Set forth in this Contract shall be deemed to require payment by Agency to Consultant of any compensation specifically for the assignments and assurances required hereby, other than the payment of expenses as may be actually incurred by Consultant in complying with this Contract.

15. INFRINGEMENT: Consultant represents and warrants that the Work and Documentation shall be free of any claim of trade secret, trade mark, trade name, copyright, or patent infringement or other violations of any Proprietary Rights of any person.

Consultant shall defend, indemnify and hold harmless, Agency, its officers, directors, agents, employees, successors, assigns, servants, and volunteers free and harmless from any and all liability, damages, losses, claims, demands, actions, causes of action, and costs including reasonable attorney's fees and expenses arising out of any claim that use of the Work or Documentation infringes upon any trade secret, trade mark, trade name, copyright, patent, or other Proprietary Rights.

Consultant shall, at its expense and at Agency's option, refund any amount paid by Agency under the Contract, or exert its best efforts to procure for Agency the right to use the Work and Documentation, to replace or modify the Work and Documentation as approved by Agency so as to obviate any such claim of infringement, or to put up a satisfactory bond to permit Agency's continued use of the Work and Documentation.

16. NOTICES: Any notice may be served upon either party by delivering it in person, or by depositing it in a United States Mail deposit box with the postage thereon fully prepaid, and addressed to the party at the address set forth below:

Agency: Warren T. Green
Manager of Contracts and Procurement
Inland Empire Utilities Agency, a Municipal Water District
P.O. Box 9020
Chino Hills, CA 91709

Consultant: Jack Panichapan
Principal/CEO
Gillis + Panichapan Architects, Inc.
2900 Bristol Street, Suite G-205
Costa Mesa, CA 92626

Any notice given hereunder shall be deemed effective in the case of personal delivery, upon receipt thereof, or, in the case of mailing, at the moment of deposit in the course of transmission with the United States Postal Service.

17. SUCCESSORS AND ASSIGNS: All of the terms, conditions and provisions of this Contract shall inure to the benefit of and be binding upon Agency, Consultant, and their respective successors and assigns. Notwithstanding the foregoing, no assignment of the duties or benefits of Consultant under this Contract may be assigned, transferred or otherwise disposed of without the prior written consent of Agency; and any such purported or attempted assignment, transfer or disposal without the prior written consent of Agency shall be null, void and of no legal effect whatsoever.
18. RIGHT TO AUDIT: Agency reserves the right to review and/or audit all Consultants' records related to the work assigned by subsequent Task Orders. The option to review and/or audit may be exercised during the term of the Contract, upon termination, upon completion of the Contract, or at any time thereafter up to twelve (12) months after final payment has been made to Consultant. Consultant shall make all records and related documentation available within three (3) working days after said records are requested by Agency.
19. INTEGRATION: The Contract Documents represent the entire agreement of Agency and Consultant as to those matters contained herein. No prior oral or written understanding shall be of any force or effect with respect to those matters covered by the Contract Documents. This Contract may not be modified, altered or amended except by written mutual agreement by Agency and Consultant.
20. GOVERNING LAW: This Agreement is to be governed by and constructed in accordance with the laws of the State of California.
21. TERMINATION FOR CONVENIENCE: Agency reserves and has the right to immediately suspend, cancel or terminate this Agreement at any time upon written notice to Consultant. In the event of such termination, Agency shall pay Consultant for all authorized and Consultant-invoiced services up to the date of such termination.
22. FORCE MAJEURE: Neither party shall hold the other responsible for the effects of acts occurring beyond their control; e.g., war, riots, strikes, natural disasters, etc.
23. CHANGES: The Agency may, at any time, make changes to a given Task Order's Scope of Work, including additions, reductions, and changes to any or all of the Work, as directed in writing via a Task Order Change Order issued by the Agency and

executed by both Parties. The Task Order Change Order will, if warranted, convey any associated change to the established Task Order price and/or performance schedule.

24. NOTICE TO PROCEED: No services shall be performed or furnished under this Master Services Contract unless and until an associated Task Order has been issued, properly signed by the responsible parties, and a Notice to Proceed order has been issued to Consultant. No services shall be performed or furnished under this Master Services Contract for Emergency work unless and until a Notice to Proceed has been issued to Consultant.

[Signature Page to Follow]

IN WITNESS WHEREOF, the parties hereto have caused this Contract to be entered as of the day and year written above.

INLAND EMPIRE UTILITIES AGENCY:
(a Municipal Water District)

GILLIS + PANICHAPAN ARCHITECTS, INC.:

Shivaji Deshmukh
General Manager

Date



Jack Panichapan
Principal/CEO

3/26/19
Date

[Balance of This Page Intentionally Left Blank]

EXHIBIT A



Inland Empire Utilities Agency

A MUNICIPAL WATER DISTRICT

February 21, 2019

**Proposal for Architectural Services for
Master Service Contract**

RFQ-SS-19-011

Inland Empire Utilities Agency



Gillis + Panichapan Architects, Inc.

**Jack Panichapan, AIA, LEED AP
Principal/CEO**

**Gillis + Panichapan Architects, Inc.
2900 Bristol Street, Suite G-205
Costa Mesa, 92626**

**jack@gparchitects.org
Tel. 714.668.4260
Fax. 714.668.4265**

L.P.

Table of Contents

IEUA Architectural Services for Master Service Contract

Table of Contents	A
Letter of Introduction	01
Qualifications	
Firm Information	02
Project Management	04
Project Experience	08
References	14
Current Projects	15
Project Team	16
Resumes	17
Appendix- Forms/Attachment	29
Fee Proposal	See Separate Sealed Envelope

February 21, 2019

Susannah Shoaf
Inland Empire Utilities Agency
6075 "A" Kimball Avenue
Chino, CA 91708

Re: Inland Empire Utilities Agency -- Proposal for Architectural Services for Master Service Contract

Susannah Shoaf,

We are pleased to forward to you our statement of qualifications for the Proposal for Architectural Services for Master Service Contract.

Our work experience involves collaboration with Municipal/Water District agencies on a broad range of projects in complexity, scope of work, and size:

- We specialize in the providing services for new ground-up and rehabilitation of public buildings, police and fire training facilities, Civic Centers, educational facilities, public works facilities, water districts from conceptual design through to project move-in.
- We believe sustainability and life cycle cost efficiencies as a cornerstone of our work. Our goals are to develop the optimum balance of comfort, ease of maintenance, and cost efficiency for every project we are involved in.
- Our skills and the experience encompass working with helping the Agency to visualize their future facility as the design develops. We are able to generate 3-d conceptual models, and clear graphics that communicate a project's intention at the earliest stages to engage our clients at every step.

We believe our experience, size, flexibility, and range of skills will be ideal to suit the Agency's needs. Gillis + Panichapan Architects Inc. (GPA) is a full-service Architectural and Interior Design firm with nearly thirty years of experience serving Cities, Water Districts, and various Public Agencies throughout California. Our successful experience with these Agencies leaves us with a great depth of intimate knowledge that we can bring forward specifically to the Inland Empire Utilities Agency.

We are pleased to submit our qualifications, and hope to have the opportunity to further demonstrate our enthusiasm, and express our experience in more detail.

Respectfully,



Jack Panichapan, AIA, LEED AP, President, CEO
jack@gparchitects.org
714-668-4260

Qualifications- Firm Information

IEUA Architectural Services for Master Service Contract

Gillis+ Panichapan Architects (GPa)

Our company was founded in 1989 by Donald Gillis as Gillis and Associates Architects, Inc. In 2008, our name changed to Gillis + Panichapan Architects, Inc. Our company is a S- Corporation owned by Jack Panichapan (Principal/CEO).

We are a full-service Architecture, Planning, and Interior Design Firm centrally based in Costa Mesa, California; our company employs five full time employees. We provide full services, from architectural design, interior design, space planning all the way through construction administration and move management services. We have decades of experience in design and planning for Civic, Municipal, and Water District Facilities.

For nearly 30 years, our firm has distinguished itself by providing excellence in architecture, space programming, master planning, and interior design services. With extensive experience in public architecture, our work includes the design of hundreds of public works facilities ranging from municipal offices, community centers, schools, maintenance facilities, fire and police facilities, educational facilities, and more.

GPa's Philosophy

We have completed a large breadth and variety of projects for Public Agencies all over California, with each one being uniquely different based on the respective needs and regional aspirations. Even though building and project types may be similar, each project is distinctly unique to our Clients. We believe the foundation for the project starts with the goals and visions of our Client.

We guide our clients into making small decisions at a "step by step" basis with number simple strategic questions that can move a project forward rather than overwhelm. Our strategy of collaboration can provide an overall sense of ownership and pride for our clients in the direction and outcome a project. The client's involvement at every step of the process allows an open door to communication and flexibility while the direction and goals of the overall project are kept under control.

With strategically placed interactive workshops with our clients, we are able to achieve a better understanding of the client's conditions and needs. We also make sure to consider the anticipated personnel growth of the organization as it plays a vital role when it comes to the overall project.

Certifications

- Disadvantaged Business Enterprise (DBE), California Unified Certification Program
- Small Business Enterprise (SBE), Los Angeles County Metropolitan Transportation Authority
- Minority Business Entity (MBE), The Supplier Clearinghouse

Our Unique Position

The vast majority of our company's clients are public agencies, approximately 99%. Most of our clients are repeat clients and referrals. Also, being involved with public agencies for nearly 30 years we understand that often times decisions are driven by more than just functional and budget needs and there are a multitude of complex decision-making factors.

A key distinguishing factor of our firm is Jack's (Principal and CEO) involvement throughout the duration of the entire project. He is there in the initial stages conducting interviews and is there at the end when the project is complete and the client is back to normal operation. His hands-on approach and constant interaction with the client can offer the reassurance that the final product will be the best solution for their organization to function effectively and best serve their staff and customers moving forward. In the end we know that a successful space and master plan reflects our success as a firm, but more importantly in its ability to play a defining role in the occupants' well-being for many years to come.

Our company also understands and takes into consideration the constant technological advances and social evolution in work collaboration and space planning. As a result, we stay on top of these changes and incorporate them as deemed necessary all the while taking into consideration the client's specific needs and budget.

GPa's Team (Joint Ventures)

Jack Panichapan leads an architecture studio composed of an experienced team of professional architects and interior designers. Jack is hands on, working directly one on one with clients throughout every stage of the project.

We work with a select team of engineers and specialists that share and contribute to our expertise over countless years on Water District and Public Works Projects. All of our consulting engineering team share a deep working relationship with us on scores of successful projects for many years. The size of the office and years of working together with our team of consultants over many decades allow us to be flexible and nimble, enabling us to respond to IEUA's needs at a moment's notice. The team is LEED accredited, and are highly experienced in sustainable design, completing many LEED certified projects throughout the Southern California.

Qualifications- Project Management

IEUA Architectural Services for Master Service Contract

INTRODUCTION

GPa's experience involves collaboration with public agencies on a broad range of projects with varying complexity, scope of work, and size:

- We have expertise in needs assessment, space, and master planning for a large range of public facilities including many local Municipal/Water District Campuses and Headquarter facilities.
- We have a wealth of experience with public agencies building new community centers, classrooms, training rooms, administration buildings, and city yard facilities from the ground up – schematic design through construction administration and permitting. We offer full services in Architecture and Interior Design.
- Our skills and the experience encompass working with the community and the city to attain entitlements for projects large and small. We are able to generate 3D renderings and clear graphics that communicate a project's intention to owners, community, and the project team.

PROJECT AVAILABILITY

Our philosophy involves having Jack, the principal, work on the project day to day from project initiation up through move-in day and beyond. Beyond having the principal involved throughout all phases, we ensure that great relationship and rapport is maintained with a consistent team. Either Vic or Kent will be providing project support along side Jack throughout the entire course of the project

Because there is no interruption in communication with leadership transition, we have a high success rate in completing projects within scope, on time, and on budget.

Environmental Sensitivity

Gillis + Panichapan Architects, Inc. believe sustainability is a major cornerstone of our practice and work. Whether or not a project seeks certification for LEED, we commit to sustainable practices in every one of the projects we work on. Considering cost and schedule, we maximize our projects to contain the greatest number of sustainable features within the design. We believe this is an optimal approach for cost savings, long term maintenance, and minimizing impact on the site and the environment overall.

Every architect at GPa are LEED accredited and well qualified to guide your project towards practical sustainable design solutions or LEED certification. We have achieved LEED certification in a large number of our municipal projects.

GPa Process and Management

At the beginning of a project for any size and budget range, our approach to effectively manage the project cost, schedule and quality begins with defining the project scope, and aligning it to the Agency's goals, budget, and timing for completion. This information is presented and discussed at the Kick-off meeting with the Agency and the goals are mutually established.

In the event where the project budget and timeline is defined prior to the meeting, we will develop and submit the preliminary schedule denoting key milestones and deliverables for the Agency to review and obtain their feedback at the Kick-off meeting.

During the progress of the project design, formal organized workshops will be provided to share our findings coordinating with the Agency Team. The project progress will be presented in interactive workshops for input and guidance for iterative refinements. These workshops would involve collaboration with the Agency staff to discuss design ideas and how it impacts operational needs. This process will be a chance to showcase progress and gauge reaction. We are skilled with design communications, our drawings and renderings are used optimally and effectively to communicate ideas and bring the Agency's vision to life be it early conceptual stage, design development, or right up through guidance of issues during construction stages.

Cost Control

As the project develops, our team will provide and update detailed cost estimates for the project. Knowing the cost estimates early allows us to make necessary adjustments to bring the project under budget with minor concessions. We use in house as well as professional cost estimating services to effectively control the project cost during design. More importantly, all major project decisions are evaluated in terms of cost impact on the project. We can inform and advise our Clients of the cost impact on the project to assist them with the decision-making process to maximize the impact on often strict and lean budgeting needs.

Schedule Control

The project schedule (Gant Chart) is developed to show major milestones for the project, the important decision-making workshops, as well as individual minor tasks that need to be completed. We regularly update the schedule and submit the updated schedule to the client as well as inform our consultants of the timeline for the completion of specific tasks to keep the project on schedule.

Quality Control

To ensure accuracy in the delivery of the project, we have developed an in-house quality control program that outlines the various items that need to be reviewed at each phase of the project. This review is performed by both the principal and our various team of consultants. In addition, consultant drawings are reviewed for compliance with design objective as well as for possible conflict with the other elements of input from varying disciplines. We have a wealth of experience scheduling and phasing projects for design and construction for our Municipal/Water District Clients, including for existing facilities, many which allow for continuous occupancy during construction.

Qualifications- Project Management

IEUA Architectural Services for Master Service Contract

For nearly 30 years, GPA has provided architecture, planning, and interior design services internally. We can offer the following range of services based on each individual project need.

- **Needs Assessment**
-The needs assessment is a fundamental step in discovering the vital issues of the buildings program, scope of work, and current and/or future needs. Completion of the assessment will effectively dictate staff/ building planning and future renovations for many years to come. We have completed needs assessments serving as a foundation to design planning and budget for municipal facilities in a vast range of types, needs, and sizes.
- **Programming & Review of Previously Developed Architectural Programs**
-We help SCE to review and assess previous studies of their existing facilities and develop a solid program that initiates the physical building design process.
- **Site Analysis and Feasibility Studies**
-Our site studies regard the community, codes, zoning, ease of circulation, department infrastructure, urban infrastructure and transportation, and are often aligned with maximizing passive sustainable strategies.
- **Space Planning**
-Stemming from our expertise and experience with office planning we would develop design schemes for workstation layouts needed for optimal function of the Department within a given space.
- **Conceptual/Schematic Studies**
-We work closely with the client developing ideas and the program to ensure that the design from beginning to end is an expression of the client's needs and budget while having the design enhance connectivity within the surrounding community.
- **3-D modeling and rendering services**
-We render buildings and spaces to convey to our clients and the surrounding community vivid 3-dimensional characteristics of the proposed design from schematic design to design development.
- **Project Administration & Management Services**
-We have a wealth of experience in orchestrating consultants and the team to ensure integrity remains in the function and intent of design throughout the process.
- **Entitlement Processing**
-We have experience with CEQA and California Coastal Commission procedures, as well as local city planning and plan check procedures throughout California. In every step of the way we are there to communicate solutions to community sensitivities and facilitate an expedient entitlement.
- **Site Development Planning**
-Our experience ranges designing master plans for complex city yard facilities, campuses for water districts, to smaller urban infill projects and projects that involve challenging topological conditions.
- **Historic Preservation Planning, Review, and Design**
-Restoring historic city building (including the Irving Gill designed Oceanside City Hall), members on our team have had a rich experience with work on renovation of sensitive historical landmark buildings, and working with historical landmarks preservation committees.
- **ADA Compliance Review Planning and Retrofits**
-Many of our projects have involved older existing building with often tight and complex conditions in which we resolve, and retrofit for ADA compliance.
- **Schedule Developing**
-We have a wealth of experience scheduling and phasing projects for design and construction, including for existing facilities, many which allow for continuous occupancy during construction.

- **Construction Document Development, Specification Writing**
- Our office provides precise construction document work, often leading to minimal change orders resulting in projects that have a high likelihood on time and on budget.
- **Cost Estimating Services**
-We can provide the client with good conceptual cost estimates based on our experience and history with working on a large range and variety of municipal project types. For In-depth cost analysis during design development, we work with an experienced team of cost estimators that can give specific construction costs to help us meet the budget during design.
- **Contract Bidding and/or Negotiations Services, i.e. Change Orders, etc.**
-During construction, there could be added value in spotting solutions that can improve the building and save costs which results in change orders during construction. We would be there to rectify the situation and clarify this with the client and the team to ensure the project remains on schedule and on budget.
- **Construction Contract Administration**
-In order to ensure quality, we recommend being retained for construction administration. We are there to verify that the building meets the design intent, quality, as well as code and energy issues as depicted on the construction documents.
- **Furniture Procurement**
-GPa can provide design and/or recommend selection of furniture, fixture and equipment. We have extensive experience and expertise in office planning and interior design and can provide these services. We foresee the coordination of workstations, and general equipment and furniture that correlate to interior design.
 - a. Furniture Evaluation, Selection and Implementation
 - b. Define selection criteria and guideline specifications
 - c. Define panel, electrical and component requirements
 - d. Develop Detailed Office and Workstation Plans
 - f. Oversee Development of Final Furniture Shop Drawings
 - g. Oversee the Final Purchase Order Requirement
 - h. Prepare Furniture Installation Punch list
- **Move Management Services**
-Our team has a lot of experience in regards to move management services. Many of our projects involve construction during occupancy where we have assisted the client temporarily relocate from one area to another.
- **Sustainable Design and/or LEED Documentation Services**
-Our standard practice is sustainable design. Our staff is LEED accredited and are experienced with helping the project attain LEED certification when necessary.

Qualifications- Project Examples

IEUA Architectural Services for Master Service Contract

COMPANY BACKGROUND

Our work encompasses a large range of diversity and scale of project type. Beyond entire building and campus design, some of our efforts have been focused on interior renovation projects. These include projects for the University of California, Irvine, the City of Long Beach, and Orange County Public Works.

With nearly every project completed for our clients, we have workshops showcasing renderings and interior models to help everyone, including building inhabitants, and associated consultants have a clear sense of the direction development of the design. This process can take place at the earliest stages of public and community outreach.

In each and every project, we are involved in space planning and furniture procurement. Our office is full service and encompasses both Architecture and Interior Design. We are involved from early stages of programming all the way to the move in coordination up to opening day.

We have recently completed projects for the San Gabriel City yards and the Westminster Corporate Yard. Both incorporate large administrative building offices for the city maintenance staff, along with the associated complex service yards. Our 22,000sf headquarters of the Mojave Water Agency Building attained LEED GOLD for its design. Currently, we are working with the Water Replenishment District of Southern California on the GRIP facility and with the City of Long Beach on the LB MUST project which will also be LEEDv4 certified.

Qualifications- Project Examples

IEUA Architectural Services for Master Service Contract



built- San Gabriel Municipal Yard

San Gabriel Municipal Yard Facility

Address: 927 E. Grand Ave., San Gabriel, California 90680

Project Description:

The Municipal Yards Facility artfully combines the diverse and evolving programming needs of the Public Works Department for the City of San Gabriel which encompasses the Maintenance Division, Engineering, and Administration Staff into one facility on a challenging and limited site. Located on a 3.5 acre narrow sloping parcel of land bordering a wash on one side and homes on another, the new Maintenance Facility for the city of San Gabriel had programmatic challenges with vehicular circulation, and noise mitigation that were resolve architecturally. The facility considers sustainable design features such as native plantings, recycled materials, and north-south fenestration orientation for energy efficiency.

GPa was responsible for developing the needs assessment and programming for the facility and proceeded through design and construction documentation.



interior- San Gabriel Municipal Yard

Key Personnel:

Jack Panichapan – Mr. Panichapan acted as the Principal in Charge and was responsible for the design of this project for the exterior and interior including furnishing.

Kent Klueter – Mr. Klueter was the Project Architect and was in charge of the construction documents and construction administration for the project which also included coordinating documents between all the disciplines.



rendering- San Gabriel Municipal Yard

Project Size: 34,600sf

Completion Date: 2016

Municipal | Corporate Yard

Qualifications- Project Examples

IEUA Architectural Services for Master Service Contract

Westminster Corporate Yard Campus

Address: 14381 Olive St., Westminster, CA 92683



built- Westminster Corporate Yard

Project Description:

The existing city maintenance yard facility built in the early 1960s, is overcrowded,

inefficient, and no longer sufficient to implement the city's needs as a maintenance facility. GPa was obtained to update and expand the current facility. The new corporate yard includes a new administration building, canopy, fuel station, and warehouse facilities. The renovation and addition takes place within the existing site of the city's current municipal facility along with an adjacent building the city has obtained for a police training facility requiring renovation. Another building housing the Boys and Girls Club was also renovated as a part of this project.

One of the challenges of this project was that the facility is required to be operational during the course of renovation. GPa worked with the city for a phasing plan to relocate staff and keep it operational during the course of construction. The new building contains notable sustainable features and reflects the residential scale of the surrounding residential neighborhood. GPa completed the space planning and furniture procurement for the both the corporate yard and the police training facility. We also provided code updated retrofits for the Boys and Girls Club.



rendering- site context



interior- Westminster Police Training Facility

Key Personnel:

Jack Panichapan – Mr. Panichapan acted as the Principal in Charge and was responsible for the design of this project for the exterior and interior including furnishing.

Kent Klueter – Mr. Klueter was the Project Architect and was in charge of the construction documents and construction administration for the project which also included coordinating documents between all the disciplines.

Project Size: 17,000sf

Completion Date: 2015

Municipal | Corporate Yard

Qualifications- Project Examples

IEUA Architectural Services for Master Service Contract



built- Ehlers Event Center

Ehlers Event Center

Address: 8150 S. Knott Ave., Buena Park, CA 90620

Project Description:

The existing 30,000sf facility is composed of a campus of Community Buildings, Senior Citizens' Center, and Banquet Facilities that is currently a major community gathering place. Built in the 1960s, the facility had a great deal of deterioration including dry rot along with deferred maintenance and was in need of updating. It also had issues of security, and homeless accessing private courtyard areas of the facility. Many of the Mid-century modern exposed wood details needed to be repaired and protected.

GPa was assigned to provide a strategic design to enhance security while also giving the facility a restoration and architectural update. Details were developed to repair and prevent future dry rot and deterioration. We provided design schemes and renderings as a part of an interactive process to design it with the City and the Community input and collaboration while staying on a restrictive budget.

Key Personnel:

Jack Panichapan – Mr. Panichapan acted as the Principal in Charge and was responsible for the design of this project.

Vic Nguyen – Mr. Nguyen was the Project Architect and was in charge of the design, rendering, entitlements, construction documents and construction administration for the project which also included coordinating documents between all the disciplines.



built- Ehlers Event Center Parking



built- Ehlers Event Center Parking

Project Size: 30,000sf

Completion Date: 2018

Municipal | Community Center

Qualifications- Project Examples

IEUA Architectural Services for Master Service Contract

WRD Headquarters Tenant Improvement

Address: 4040 Paramount Blvd Lakewood, California 90712



Project Description:

Our experience with the Water Replenishment District of Southern California (WRD) exemplifies our building modification experience, expertise, and foresight. This project involved relocating the entire staff from their existing headquarters into a 20,000sf building. Through our needs assessment study, we were able to determine that the building was 25% larger than their needs at the time.



Interior- WRD Headquarters



interior-



interior-

Although the entire building was not fully occupied at the beginning, we helped WRD assess opportunities for long term growth and cost savings. Overall upgrades were made to the interior design, lighting, HVAC system, and restrooms, reflecting the entire building that addressed both their current needs along with future needs when the organization can expand into the additional spaces that they could be leased out.

Just recently WRD had obtained our services to expand into the extra spaces. The building modifications for this recent relocation were very minor since these relocations were anticipated in the initial building modification/relocation. This also allowed them to be follow operational and occupy the building during the process of construction. Understanding of both architecture and space planning collectively allows us to implement building modifications from the initial stages that not only address the client's current needs but their future ones as well.

Key Personnel:

Jack Panichapan – Mr. Panichapan acted as the Principal in Charge and was responsible for the interior design of this tenant improvement project which also included furnishing.

Kent Kluefer – Mr. Kluefer was the Project Architect and was in charge of the construction documents and construction administration for the project which also included coordinating documents between all the disciplines.

Project Size: 20,000sf

Completion Date: 2008/2017

Water District | Headquarters

Qualifications- Project Examples

IEUA Architectural Services for Master Service Contract



built- MWA Headquarters Facility

Mojave Water Agency Headquarters Facility

Address: 13846 Conference Center Drive, Apple Valley, California 92307

Project Description:

This Mojave Water Agency project centralizes all the Agency departments in one location to make daily operations more efficient. Designed to be an understated simple form clad in CMU block with an iconic entrance facade, the new headquarters facility is in the process of attaining a LEED Gold Rating.

This Mojave Water Agency project started off with a needs assessment of the previous Agency offices provided by GPa, which was located at different sites. The new facility centralizes all the Agency departments in one location to make daily operations more efficient. We provided full services in architecture as well as interior design offering construction documents, construction administration services, audio-visual coordination, and complete furniture equipment, and interior design services. The 22,000SF facility includes a state-of-the-art Board Room facility, conference rooms, and offices.



built-

Key Personnel:

Jack Panichapan – Mr. Panichapan acted as the Principal in Charge and was responsible for the design of this project for the exterior and interior including furnishing.

Kent Klueter – Mr. Klueter was the Project Architect and was in charge of the construction documents and construction administration for the project which also included coordinating documents between all the disciplines.



interior-

Project Size: 31,000sf

Completion Date: 2011

Water District | Headquarters

Qualifications- References

IEUA Architectural Services for Master Service Contract

Reference #1

Contact: Patricia "Patty" Pena
Management Analyst, City of San Gabriel
Phone: (626) 308-2825
Email: Ppena@sgch.org
Project: San Gabriel Municipal Yard Facility
Key Personnel: Jack Panichapan and Kent Klueter



Reference #2

Contact: Dustin Alamo
Senior Associate
Phone: (949) 497-9000
Email: dalamo@griffinholdings.net
Project: Westminster Corporate Yard
Key Personnel: Jack Panichapan and Kent Klueter



Reference #3

Contact: Jeff Townsend
Associate Engineer, City of Buena Park
Phone: (714) 562-3680
Email: JTownsend@buenapark.com
Project: Ehlers Event Center
Key Personnel: Jack Panichapan and Vic Nguyen



Reference #4

Contact: Charlene King,
Associate Engineer, Construction & Operations WRD
Phone: (567) 275-4252
Email: cking@wrd.org
Project: Water Replenishment District Tenant Improvement
Key Personnel: Jack Panichapan and Kent Klueter



Reference #5

Contact: Gary Martin
Director of Engineering (Current Director of Castaic Lake Water District)
Phone: (661) 297-1600
Email: gmartin71@att.net
Projects: Mojave Water Agency Headquarters
Key Personnel: Jack Panichapan and Kent Klueter



Qualifications- Current Projects

IEUA Architectural Services for Master Service Contract

Current GPa Projects Under Design/Construction

Yucca Valley Library- Conversion of a free standing 7,000 SF bank building into a community library for the town of Yucca Valley.

(STATUS: CONSTRUCTION DOCUMENTS)

Long Beach Water District- Reconfigured existing office/workstation spaces to create additional work space for existing/new personnel. Redesigned an existing kitchen with new ADA compliant countertops/cabinets and wall hung cabinets for extra pantry storage.

(STATUS: SPACE PLANNING)

Manhattan Beach Engineering Division Remodel- Minor selective non-bearing interior wall and architectural finish demolition. Construction of interior non-bearing walls and architectural finishes. Minor site improvements at existing parking area. Interior mechanical, electrical, and plumbing improvements. Exterior metal wall panel painting.

(STATUS: CONSTRUCTION ADMINISTRATION)

Jurupa Board Room Ceiling- Removed existing suspended acoustical system and partial gypsum board soffit and corresponding light fixtures. Replaced with new suspended acoustical system and Title 24 compliant light fixtures and controls.

(STATUS: BIDDING)

Long Beach Municipal Urban Stormwater Treatment Facility- New ground-up 10,000 SF treatment facility with demonstration garden and space provided for the Long Beach Pow Wow mural.

(STATUS: DESIGN DEVELOPMENT)

Ontario Corporate Yard- A needs assessment/conceptual site plan layout for the City of Ontario Municipal Services Center.

(STATUS: CONCEPTUAL DESIGN)

Redondo Beach Council Chambers Renovation- A tenant improvement to modify the existing Redondo Beach City council chambers to meet ADA requirements.

(STATUS: DESIGN DEVELOPMENT)

Oceanside Pure Water Treatment Facility- New ground up construction of treatment facility using the architecture to blend the building into the surrounding environment.

(STATUS: DESIGN DEVELOPMENT)

SCE GO-1 Upgrade- A tenant improvement project remodeling all ceilings and light fixtures to new SCE standards.

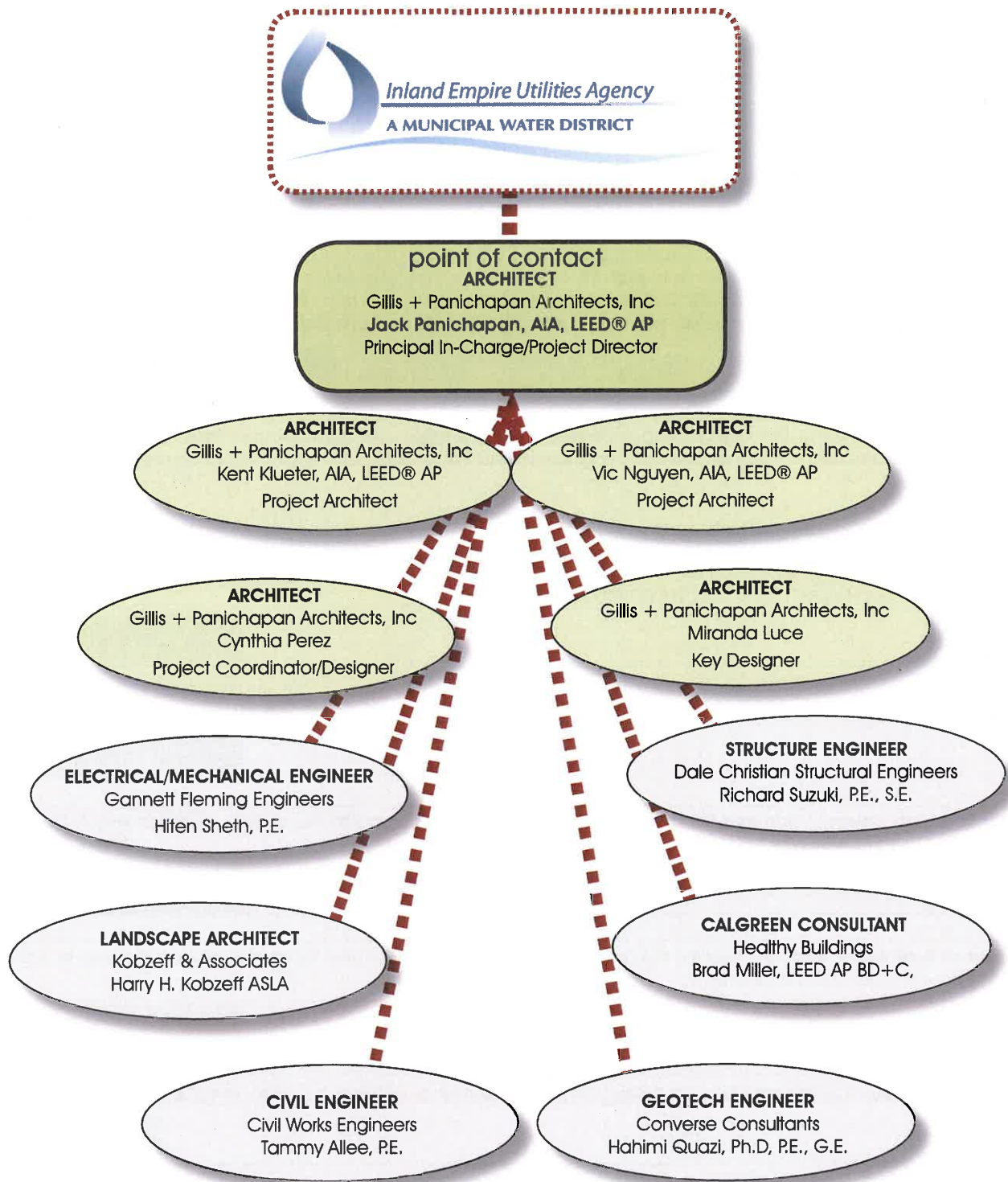
(STATUS: PLAN CHECK)

LADWP Vans Nuys Building- Conceptual design for mid to high rise building for the Los Angeles Department of Water and Power.

(STATUS: DESIGN DEVELOPMENT)

Qualifications- Project Team

IEUA Architectural Services for Master Service Contract



Qualifications- Resumes

IEUA Architectural Services for Master Service Contract

RESUMES

GPa

- Jack Panichapan- Principal
- Kent Kluter- Project Architect
- Vic Nguyen- Design Director
- Cynthia Perez- Project Coordinator/
Designer
- Miranda Luce- Key Designer

CONSULTANTS

- Richard Suzuki- Structural Engineer
- Hiten Sheth- Mechanical Engineer
- Hashimi Quazi- Geotech Consultant
- Tammy Allee- Civil Engineer
- Harry Kobzeff- Landscape Architect

Qualifications- Resumes

IEUA Architectural Services for Master Service Contract



Jack Panichapan, AIA, NCARB, LEED® AP CEO/Principal

Role in the Project:

As the Principal, and Project Director, he is committed to managing incoming documents, coordinating consultants and handling discrepancies to ensure accuracy in the delivery of the project personally for every client.

Experience:

Years of Experience: 26
Years with GPA: 16

Registration:

Professional Architect, CA,
29344
Professional Architect, IL,
001-018109
LEED Accredited Professional

Education:

M. Arch, 1997, Architecture,
Iowa State University
B. Arch, 1996, Architecture,
Iowa State University

Professional Affiliations:

American Institute of
Architects
National Council of
Architecture Registration
Board

Project Availability:

Experience with the requirement and tasks:

Mr. Panichapan has over twenty years of experience, ranging from new buildings, renovation, and interior design, to complete city campus master planning. Throughout his career, he has extensive experience in the needs assessment, site survey and ADA analysis in various type of building, such as municipal, water district, corporate yard, health care facilities, and schools.

Relevant Experience:

- City of Escondido – Need Assessment, Maintenance and Water District Facility
- Mojave Water Agency – Need Assessment, New Agency Headquarters Facility, and Central Operation Center
- Moulton Niguel Water District – Need Assessment on Administration Building
- City of Westminster – Corporate Yard and Police Department, Needs Assessment and Site Planning
- City of San Gabriel – Municipal Yard Facility
- University of California, Irvine, Health – On-Call A/E Services
- Imperial Irrigation District – Needs Assessment on Multiple Department
- City of Fullerton – Public Facilities and CNG Station
- City of Santa Ana – Jerome Center, Tenant Improvement
- City of Santa Ana – Santa Ana, California (Multiple projects including Fire Station and Community Center Remodel)
- City of Moreno Valley – Facilities Corporate Yard Needs Assessment and Concept Design
- Mission Springs Water District – Needs Assessment and Concept Design
- Water Replenishment District of Southern California – Administration Needs Assessment and Tenant Improvement
- City of Paramount - Progress Park Multipurpose Facility
- Chicago Public School – 5 Major capital Renovation, 2 ADA Renovation, and 16 ADA Survey



Kent Klueter, AIA, LEED® AP Project Architect

Role in the Project:

Mr. Klueter is experienced in project coordination and management including developing working drawings, coordinating with engineering consultants, coordinating production of construction documents and building department, administration of the bidding process, ADA compliance, building code requirement, specification, and construction administration.

Experience:

Years of Experience: 27
Years with GPA: 20

Registration:

Professional Architect, CA,
25189
LEED Accredited Professional

Education:

B. Arch, 1990, Architecture,
California Polytechnic State
University, San Luis Obispo

Professional Affiliations:

American Institute of
Architects
National Council of
Architecture Registration
Board

Project Availability:

Experience with the requirement and tasks:

With 27 years of experiences, and 20 years with GPA, Mr. Klueter has been working with varies types of project, such as municipal, water district, police facility, corporate yard, pump station, maintenance facility, civic facilities and training center (dispatch centers and essential facility).

Relevant Experience:

- Mojave Water Agency – Need Assessment, New Agency Headquarters Facility, and Central Operation Center
- Moulton Niguel Water District – Need Assessment on Administration Building, Moulton Niguel, CA
- City of Westminster – Corporate Yard and Police Department, Needs Assessment and Site Planning
- City of San Gabriel – Municipal Yard Facility
- University of California, Irvine, Health – On-Call A/E Services
- City of Long Beach – On-Call A/E Services
- City of Paramount - Tenant Improvement
- City of Fullerton – Public Facilities and CNG Station
- City of Santa Ana – Jerome Center, Tenant Improvement
- City of Santa Ana – Santa Ana, California (Multiple projects including Fire Station and Community Center Remodel)
- Marine Corporation Community Services – Indoor Firing Range, North Camp Pendleton, CA
- City of Moreno Valley – Facilities Corporate Yard Needs Assessment and Concept Design
- City of Stanton – Municipal Corporate Yard Facility
- Water Replenishment District of Southern California – Administration Needs Assessment and Tenant Improvement, Long Beach, CA

Qualifications- Resumes

IEUA Architectural Services for Master Service Contract



Vic Nguyen, AIA, LEED® AP Design Director

Role in the Project:

Mr. Nguyen is responsible for design presentation and quality control. With graphic, 3-D modeling and BIM expertise, he can assure quality project team coordination in every step of the design process. Moreover, he is in charge of project approvals at all stages from planning to building entitlement.

Experience:

Years of Experience: 19
Years with GPA: 9

Registration:

Registered Architect, CA,
C-30250
LEED Accredited Professional

Education:

B. Arch. 2000 Architecture,
University of Arizona

Professional Affiliations:

American Institute of
Architects
National Council of
Architecture Registration
Board
USGBC Orange County

Project Availability:

Experience with the requirement and tasks:

Mr. Nguyen has over nineteen years of experience, ranging from development of complex mixed use, civic, and transportation oriented projects, to highly detailed interiors of residential, retail, health care, and office environments. He has a wealth of experience working with the cities and the community directly to attain consensus for a project design.

Relevant Experience:

- University of California, Irvine, Health – On-Call A/E Services
- Family Health Center Renovations – Santa Ana and Anaheim UCI Health Location
- Mojave Water Agency – Need Assessment, New Headquarte Facility, and Central Operation Facility, Apple Valley, CA
- Moulton Niguel Water District – Need Assessment on Administration Building, Moulton Niguel, CA
- Marine Corporation Community Services – Indoor Firing Range
- City of Fullerton – Public Facilities and CNG Station
- City of Westminster - Corporate Yard and Police Department, Needs Assessment and Site Planning
- City of Barstow – Needs Assessment & Conceptual Design for City Hall Campus
- City of San Gabriel – Maintenance Facility Yard
- City of Riverside – Pyrite Canyon Water Treatment Facility
- City of Anaheim – Linda Vista Reservoir and Pump Station
- Sandra Day O'Connor Federal Courthouse, Phoenix AZ
- Funaro Corporate Offices at One Penn Plaza, New York NY
- Master Plan for Cathedral City Civic Center, Cathedral City CA
- Solon 94 and Residence, New York NY



Cynthia Perez
Project Coordinator/Designer

Role in the Project:

Ms. Perez works closely with the Project Architect and Principal with the coordination of team members. She handles product research, color/material for furniture selection, and 3-D renderings. In addition, she is also involved in the coordinating production of construction documents, administration of the bidding process, and construction administration.

Experience with the requirement and tasks:

Ms. Perez has experiences working through all project stages process. Moreover, she worked on many types of project, such as municipal, administration office, pump station, maintenance facility, firing range, training facility and corporate yard.

Relevant Experience:

- Mojave Water Agency – Need Assessment, New Agency Headquarters Facility, and Central Operation Center
- Marine Corporation Community Services – Indoor Firing Range
- Yorba Linda Water District – New Administration Facility
- Moulton Niguel Water District – Need Assessment on Administration Building
- City of San Gabriel – Maintenance Facility Yard
- City of Riverside – Pyrite Canyon Water Treatment Facility
- City of Westminster – Corporate Yard, Maintenance Facilities, Police Department, and Boy and Girl Club
- City of Fullerton – Public Facility and CNG Station
- City of Stanton – Municipal Corporate Facility Yard
- City of Barstow – Needs Assessment & Conceptual Design for City Hall Campus
- Palmdale Water District – Master Plan & CMU Wall for District Headquarters Facility
- Water Replenishment District of Southern California – Administration Needs Assessment and Tenant Improvement, Long Beach, CA
- University of California, Irvine, Health – On-Call A/E Services
- University of California, Irvine, Health – Gottschalk Exterior Façade Renovation
- City of Burbank – Master Plan for Corporate Yard

Experience:

Years of Experience: 11
 Years with GPA: 11

Education:

B. Arch., 2006, Architecture,
 University of California,
 Berkeley

Project Availability:

Qualifications- Resumes

IEUA Architectural Services for Master Service Contract



Miranda Luce Key Designer

Role in the Project:

With one year of experience, Ms. Luce has experiences working on different stages of the project from schematic design to construction drawing. She works closely with the project architect and principal on graphic presentation, 3D modeling and rendering, detail and construction drawing, and marketing documents.

Experience:

Years of Experience: 1

Years with GPA: 1

Education:

B. Arch., 2017, Architecture,
NewSchool of Architecture
+ Design

Project Availability:

Experience with the requirement and tasks:

Ms. Luce has experiences working through all project stages process. Moreover, she worked on many types of project, such as municipal, administration office, pump station, maintenance facility, firing range, training facility and corporate yard.

Relevant Experience:

- City of Redondo Beach – City Council Chambers ADA Retrofit
- City of Long Beach – Long Beach Municipal Urban Stormwater Treatment Facility
- Southern California Edison – Seismic Retrofits: Santa Ana, Redlands, Valencia, and Rialto
- Southern California Edison – Seismic/ADA Retrofits: Long Beach
- Inland Empire Utilities Agency – CCWRF Lab and Security Improvements
- LADWP – Van Nuys Building Conceptual Design
- City of Ontario – Need Assessment on Service Center
- University of California, Irvine, Health – On-Call Architectural and Engineering Consulting Services
- City of Oceanside – Pure Water Treatment Facility
- Southern California Edison – GO-1 Tenant Improvement
- BSMWC – Leahy Well
- EMWD – Gate 5 Needs Assessment
- City of North Tustin – Simon Ranch Reservoir
- University of California, Irvine, Health – Gottschalk Exterior Façade Renovation
- Water Replenishment District- Field Operations and Storage Annex Needs Assessment
- City of Anaheim- Linda Vista Electrical Building



Richard Suzuki, P.E., S.E.
Structural Engineer

Experience with the requirement and tasks:

Mr. Suzuki is experienced in all phases of structural engineering and design analysis for different types of structures including mixed-use multi story facility, retail buildings, tilt-up industrial buildings, restaurants, police and fire stations, steel office building and subterranean parking structures. He is involved with the project from the conceptual design all the way through construction by performing site visits during construction as well as the review of various structural submittals.

Experience:

Years of Experience: 22

Registration:

2006, Structural Engineering Certification, CA, S4971
 1992, Registered Professional Engineer, CA, CE-49775

Education:

B Sc. 1987, Civil Engineering, University of California, Irvine

Project Availability:

Relevant Experience:

- Mojave Water Agency – New Agency Headquarters Facility–LEED Gold
- Palmdale Water District – Master Plan & CMU Wall for facility
- Water Replenishment District of Southern California – Administration Needs Assessment and Tenant Improvement
- South Coast Water District – Operations Center Facility
- Yorba Linda Water District - New Administration Facility
- Banning Police Department – Banning, CA
- University of California Irvine – Student Housing “Puerta del Sol” and “Camino del Sol” - LEED Gold
- University of La Verne – La Verne, CA
- Jurupa Community Services District – Tenant Improvement
- City of Stanton Maintenance Facility – Stanton, CA
- Town of Yucca Valley – Facilities Master Plan
- City of San Gabriel – Maintenance Facility
- City of Moreno Valley – Facilities Corporate Yard Needs Assessment and Concept Design
- City Maintenance Facility Yard – Santee, CA
- City of Paramount – Progress Park Multipurpose Facility
- City of Paramount – Tenant Improvement
- City of Santa Ana – Santa Ana, California (Multiple projects including Fire Station and Community Center Remodel)

Qualifications- Resumes

IEUA Architectural Services for Master Service Contract



Hiten Sheth P.E., LEED® AP Principal / Mechanical Engineer

Role in the Project:

As the Principal/Mechanical Engineer, he is committed to managing projects as MEP leader with hands on design work, in-house quality control and coordination between various trades to ensure accuracy in the delivery of every project personally for every client.

Experience:

Years of Experience: 12

Registration:

Professional Engineer, CA,
M35789
LEED Accredited Professional

Education:

M.S. Mechanical
Engineering, University of
Bridgeport (CT), 2006
B.E. Mechanical
Engineering, Sardar Patel
University (India), 2002

Professional Affiliations:

ASHRAE Associate Member
since 2006

Project Availability:

Experience with the requirement and tasks:

Mr. Sheth has more than 10 years of experience of engineering and design for various heating, ventilation and air conditioning systems such as variable air volume system (VAV), constant air volume (DX and Package), chilled water and heating hot water based central plants, variable refrigerant flow system (VRFs), under floor displacement ventilation systems (UFADs) and 100% outside air system for various healthcare and pharmaceutical applications. Mr. Sheth has had large exposure to design of various types of occupancies like office spaces, city halls, auditoriums, hospitals, medical office buildings, laboratories, educational and commercial restaurants.

Relevant Experience:

- City Of Simi Valley (Prime Consultant): Upgrade of existing HVAC system for city hall and DMV building (Double deck AHU upgrade with title 24 compliance and upgrade of existing air distribution system. Pneumatic to DDC controls). A federally funded project (ARRA Stimulus).
- DEA - Los Angeles - 40,000 SF TI for existing Federal Facility.
- 16th Floor Wilshire - Energy Upgrade replacing existing double deck AHUs and CAV system with energy efficient VAV system along with brand new loop air distribution system.
- IWBT (Interim West Bus Terminal): Design of waiting area building (50,000 SF) adjacent to Bradley international terminal at LAX. LEED silver project.
- Fess Parker Waterfront Hotel: 5 star hotel with 200 guest rooms, ball room, spa, commercial kitchen, auditorium, indoor swimming pool, lounges and multipurpose spaces. Approximately 200,000 SF of conditioned space.
- Design of various office TIs for Haven Pointe, Rancho Cucamonga.
- Various large and mid-size TIs for American Career College in Long Beach and Anaheim campuses.
- Owner's representative for American Career College for their Texas and Florida campuses.
- USC ophthalmology TI in city of Arcadia.
- AHU replacement for USC – McKibben Hall.
- Various tenant improvement projects at USC's Health science campus, Los Angeles, CA.



Hashimi Quazi, Ph.D., P.E., G.E., Geotech Engineer

Role in the Project:

In his capacity as Principal in Charge or Project Manager, Dr. Quazi provides quality control, budget oversight, and technical assistance on various types of projects, including pipelines, wastewater treatment plants, reservoirs, and other related studies. He has supervised site investigations and prepared technical reports for facilities located in areas of high liquefaction potential and difficult subsurface conditions.

Experience:

Years of Experience: 26

Registration:

Civil Engineer, California
46651

Geotechnical Engineer, CA
#2517

Education:

B.S., Bangladesh
Engineering University, 1978

M.S. Civil Engineering,
Arizona State University, 1982

Ph.D., Civil Engineering,
University of Arizona, 1987

Project Availability:

Experience with the Requirement and tasks:

Dr. Quazi has over 26 years of experience providing geotechnical engineering services and has earned a reputation for quality work provided in an honest and ethical manner, on time and on budget. He is a member of the Executive Committee responsible for the executive functions.

Relevant Experience:

- Fox Plaza – Riverside, CA
- East Valley Water District Administration Building – Highland, CA
- Eastern Municipal Water District Administration Building Expansion – Perris, CA
- Lloyd W. Michael Water Treatment Plant – Rancho Cucamonga, CA
- Palm Springs Wastewater Treatment Plant Expansion – Palm Springs, CA
- Westside Water Reclamation Plant, Phase 3 Expansion – Victorville, CA
- John W. North Water Treatment Plant – Grand Terrace, CA
- Victor Valley Wastewater Reclamation Facility Expansion – Victorville, CA
- Temecula Valley Regional Wastewater Plant Expansion – Temecula, CA
- Hinkley Water Treatment Plant – Redlands, CA

Qualifications- Resumes

IEUA Architectural Services for Master Service Contract



Tammy Allee, P.E., QSD/QSP Civil Engineer

Experience with the requirement and tasks:

Tamara ("Tammy") Allee has over 16 years of professional civil engineering experience in both the public and private sector. Her background includes general infrastructure and public works improvement projects such as transportation including streets and freeways, site improvements for commercial and public facilities, hydrology and storm drains, water distribution, right-of-way engineering, utility modifications, and retaining walls. Ms. Allee is knowledgeable in coordinating design and production of all civil plans and documents, from preliminary planning through construction. She is accustomed to working with federal, state, county and city jurisdictions. Ms. Allee has extensive experience in QA/QC reviews of engineering plans, documents, reports, bids and specifications.

Experience:

Years of Experience: 16

Registration:

Professional Engineer, CA,
34277, 1982

Qualified SWPPP Developer
& Practitioner,
25572, 2015

Education:

B.S., 1979, Civil Engineering,
University of California, Irvine

Project Availability:

Role in the Project:

Her experience covers projects from inception to completion including project and program management, planning, design, and construction. She has experience in working with both the public and private sector including cities, counties, state agencies, federal agencies, school districts, universities, developers, and architects/engineers.

Relevant Experience:

- Inland Empire Utility Agency – Maintenance and Operations Center Facility
- Eastern Municipal Water District – Gate 5 Feasibility Study
- I-5 at Washington Blvd – Commerce, CA
- I-605 / Carson Street Interchange – Long Beach, CA
- Water Replenishment of Southern California, Field Operations and Storage Annex – Lakewood, CA
- I-5 Managed Lanes PS&E – Rialto, CA
- SR-210 / Pepper Avenue Interchange PS&E – Corona, CA
- I-710 Freight Corridor Segments 1-7 SWDR & WQAR – Long Beach, CA
- I-15 / Cajalco Road Interchange Reconstruction, PBS&J – Corona, CA
- SR-22 Eastbound Beach Boulevard to Orange Crush, – Costa Mesa, CA
- State Route 1 and Huntington Street in Huntington Beach – Huntington Beach, CA
- John Wayne Airport Fuel Tank Storage Facility in Orange County – Tustin, CA



Harry Kobzeff, ASLA Landscape Architect

Role in the Project:

Mr. Kobzeff has worked closely with both developers and architects to establish project programs and to carry them out successfully from the early design stages through to the finished product. He design and supervise all projects, as well as revise drawings and design.

Experience:

Years of Experience: 36

Registration:

Registered Architect, CA,
C-20840

Education:

B. Sc., 1973, Landscape
Architecture, California
State Polytechnic University,
Pomona

Professional Affiliations:

American Society of
Landscape Architects

Project Availability:

Experience with the Requirement and tasks:

Mr. Kobzeff has managed many projects within a wide range of types, sizes, and jurisdictions. In the public sector, he has met with concerned citizen and special interest groups to evaluate public priorities, as well as local government groups to establish municipal project goals and direction. He is experienced in the governmental, commercial, industrial, institutional, recreational and residential markets in southern California, northern California, Arizona, Texas and Colorado.

Relevant Experience:

- Mojave Water Agency – New Agency Headquarters Facility
- Yorba Linda Water District - New Administration Facility
- City of Stanton Maintenance Facility – Stanton, CA
- City of San Gabriel – Maintenance Facility
- Long Beach Water District Headquarters – Long Beach, California
- City of Paramount – Progress Park Multipurpose Facility
- City of Corona Corporate Yard – Corona, CA
- City of Santa Clarita, Consultant to Parks and Recreation Design, Monitoring and Supervising Landscape Maintenance Districts; City of Santa Clarita, California
- Santa Clarita Metrolink Station and Slope Refurbishment; Santa Clarita, California
- County of Los Angeles, Los Angeles County Water Works
- Vista Irrigation District – Vista, California (54,000 SF Administrative, Operations and Maintenance Campus)
- LCS Building, Glendale Community College – Glendale, CA
- Mark Twain Library – Long Beach, CA
- Bernards Brothers Corporate Headquarters – San Fernando, CA

Qualifications- Resumes

IEUA Architectural Services for Master Service Contract



Brad Miller, LEED® AP, GHG-IQ, CDT LEED Consultant

Experience with the requirement and tasks:

Mr. Brad Miller, LEED AP, CDT, GHG-IQ is the Founder and Principal of Healthy Buildings (Formerly Environmental Concepts Company). Brad has over 20 years of experience in the environmental consulting, contracting and manufacturing industry. One reason Brad founded Healthy Buildings was due to a void of consultants in the sustainability industry possessing a background of Environmental Engineering and Earth Sciences.

Experience:

Years of Experience: 20

Certification:

Construction Specifications Institute (CSI) Construction Documents Technologist (CDT)
CSA America's Greenhouse Gas (GHG) Inventory Quantifier (GHG-IQ) certification.
California and Metropolitan Water District Small Business Certified.
Federal CCR Trading Partner Certified
LEED Accredited Professional

Education:

B.S., 1984, Geosciences, University of Arizona, Tucson, Arizona
M.A.Sc., 1988, Environmental Engineering, University of British Columbia, Vancouver, B.C.

Professional Affiliations:

Member, USGBC Orange County
Member, USGBC Los Angeles County
Member, USGBC San Diego County
Construction Specifications Institute
Green Roofs for Healthy Cities Green Roof 101, 201, and 301 Trainer
Build It Green™

Project Availability:

Relevant Experience:

- Mojave Water Agency, New Agency Headquarters Facility, Town of Apple Valley, CA (LEED Gold)
- Newport Beach Civic Center and Park, Newport, CA (LEED Gold)
- Costa Mesa Sanitary District Corporate Yard, Costa Mesa, CA (LEED Platinum)
- UCI Medical Center – On-Call LEED Sub-consultant, A/E Services, Orange, CA
- Barstow Community Center, Barstow, CA
- Bernardo Terrace Corporate Center, Rancho Bernardo, CA
- City Parkway West Offices, Orange, CA
- Claremont MOB, Claremont, CA
- Hanover Strata Luxury Apartments, San Diego, CA
- Cricket Wireless Corporate Headquarters, San Diego, CA
- Lawndale Community Center, Lawndale, CA
- Pinon Hills Community Church, Farmington, NM
- Saddleback Church Student Zone, Lake Forest, CA
- Waxie Sanitary Livermore Warehouse EBOM, Livermore, CA
- Waxie Sanitary Supply Distribution Centers, Utah and Arizona

Forms/Attachments

IEUA Architectural Services for Master Service Contract

FORMS/ATTACHMENTS

- Exception Form(s)
- Worker's Compensation Certificate
- Consultant Identification Form/Release Form
- Non-Collusion Affidavit
- Waiver/Release of Liability Form
- Fee Proposal (See Separate Envelope)
- Proposal Signature Form
- Licensing and Certification Information
- Certificate of Insurance
- W-9 Form

Exception Form

IEUA Architectural Services for Master Service Contract

EXCEPTION FORM

Should your firm take exception to **ANY** of the terms and conditions or other contents provided in the Request for Proposals, submit the following form with your Proposal. If no exception(s) are taken, enter "NONE" for the first item. Make additional copies of this form if necessary.

Page Number: _____ Section Title: _____

Paragraph Number: _____ Exception Taken: NONE

Page Number: _____ Section Title: _____

Paragraph Number: _____ Exception Taken: _____

Page Number: _____ Section Title: _____

Paragraph Number: _____ Exception Taken: _____

Worker's Compensation Certificate

IEUA Architectural Services for Master Service Contract

WORKERS' COMPENSATION CERTIFICATE

The Consultant shall execute this form to acknowledge and comply with the requirements of California Labor Code, Sections 1860 and 1861:

I am aware of the provisions of Section 3700 of the California Labor Code which require every employer to be insured against liability for workers' compensation or to undertake self-insurance in accordance with the provisions of that code, and on behalf of my Consultant, I will comply with such provisions before commencing the performance of the work of any contract entered into.



Gillis + Panichapan Architects, Inc.

Signature

Company Name

Jack Panichapan

C2330162

Printed Name

Business License Number

Principal/CEO

2/19/19

Title

Date

Consultant Identification Form

IEUA Architectural Services for Master Service Contract

CONSULTANT IDENTIFICATION

1. Legal name of Consultant: Gillis + Panichapan Architects, Inc.
2. Street Address: 2900 Bristol St., Ste G-205, Costa Mesa, CA 92626
3. Mailing Address: 2900 Bristol St., Ste G-205, Costa Mesa, CA 92626
4. Business Telephone: 714.668.4260
5. Facsimile Telephone: 714.668.4265
6. Email Address: jack@gparchitects.org
7. Type of Business:
 - California Corporation
 - Corporation organized under the laws of the State of _____, with head offices located at _____, and offices in California at _____.
 - Limited Liability Company
List name of managing member(s):

 - Sole Proprietorship _____ proprietor.
 - Partnership
 - Limited Liability Partnership
List names of general partners; state which partner or partners are managing partner(s)

 - Other (attach Addendum with explanatory details)
8. Business License number issued by the City where the Consultant's principal place of business is located.

Number: 17261 Issuing City: Costa Mesa
9. Federal Tax Identification Number: 33-0951611

Consultant Identification Form

IEUA Architectural Services for Master Service Contract

10. Offeror's Project Manager: Vic Nguyen
11. Project Manager's E-mail Address: vnguyen@gparchitects.org
12. Project Manager's Cell Phone No. : 714.668.4263
13. References: List at least three (3) references for whom you provide a similar service:

See Page 14 for References

Non-Collusion Affidavit

IEUA Architectural Services for Master Service Contract

NON-COLLUSION AFFIDAVIT

State of California)
) ss.
County of Orange)

Jack Panichapan, being first duly sworn, deposes and says

that he or she is Principal/CEO, of Gillis + Panichapan Architects, Inc. ("Bidder") the party making the foregoing Proposal that the Proposal is not made in the interest of, or on behalf of, any undisclosed person, partnership, company, association, organization, or corporation; that the Proposal is genuine and not collusive or sham; that the Bidder has not directly or indirectly solicited any other Bidder to put in a false or sham Proposal, and has not directly or indirectly colluded, conspired, connived, or agreed with any Bidder or anyone else to put in a sham Proposal, or that anyone shall refrain from bidding; that the Bidder has not in any manner, directly or indirectly, sought by agreement, communication, or conference with anyone to fix the Proposal fee or the Bidder or any other Bidder, or to fix any overhead, profit, or cost element of the Proposal fee, or of that of any other Bidder, or to secure any advantage against the public body awarding the Contract of anyone interested in the proposed Contract; that all statements contained in the Proposal are true; and, further, that the Bidder has not, directly or indirectly, submitted his or her Proposal fee or any breakdown thereof, or the contents thereof, or divulged information or data relative thereto, or paid, and will not pay, any fee to any corporation, partnership, company association, organization, Proposal depository, or to any member or agent thereof to effectuate a collusive or sham Proposal.



Signature

Gillis + Panichapan Architects, Inc.
Company Name

Jack Panichapan
Printed Name

29344
Consultant License Number

Principal/CEO
Title

2/19/19
Date

Waiver/Release of Liability Form

IEUA Architectural Services for Master Service Contract


WAIVER / RELEASE OF LIABILITY

Gillis + Panichapan

I, the undersigned, on behalf of Architects, Inc. (hereinafter referred to as Consultant), fully understand that the storage or leaving of any and all Consultant owned equipment, materials, and supplies at the Agency's facilities during the term of the contract, exposes Consultant to the risk of, but not limited to, theft, fire damage, vandalism, water damage, wind damage, and possible personal injury to Consultant's employees. For the privilege of storing/leaving all Contract owned equipment, materials, and supplies at the Agency's facilities, Consultant agrees to assume any and all such risks.

In consideration of being able to store/leave said equipment, materials, and supplies at the Agency's facilities, Consultant hereby releases, agrees not to sue, or bring any action against, the Inland Empire Utilities Agency, its officers, employees, agents, representatives, and volunteers for any and all liability, claims, or actions for injury or death to Consultant's employees, or damage or theft of said property arising out of or in connection with the storage or leaving of said item(s) for whatever cause, including the active or passive negligence of the Inland Empire Utilities Agency, its officers, employees, agents, representatives, and volunteers.

I have carefully read this Waiver/Release of Liability and covenant not to sue, and fully understand its contents, and the possible exposures that Consultant is agreeing to assume. I am aware that this Waiver/Release of Liability is a full release of any and all liability. I am signing such as the authorized agent of Consultant, and of my own free will.

By:  2/19/19
Representative's signature Date

Jack Panichapan Principal/CEO
Print Name Title

Approved: _____

FEE PROPOSAL

IEUA Architectural Services for Master Service Contract

We propose to furnish the services based on the hourly billing rates listed below for the services associated with this project. Often we propose an "hourly not to exceed" contract at the beginning of our process. Below is a schedule of hourly billing rates.

We tailor our scope and subsequent fee proposals to accommodate the scope of work realizing that there is latitude in both parameters to be discussed during the contract negotiation. These rates we propose will be valid for the contract duration.

SCHEDULE OF HOURLY BILLING RATES

ARCHITECTURE

Principal.....	185
Project Director.....	155
Project Architect.....	135
Job Captain.....	95
CAD Tech.....	85
Clerical.....	65

STRUCTURAL ENGINEER

Principal.....	225
Sr. Engineer VP.....	190
Sr. Assoc. Engineer.....	175
Project Engineer.....	165
Draft Person.....	105

LANDSCAPE ARCHITECT

Managing Principal.....	160
Principal In Charge.....	140
Project Manager.....	120
Job Captian.....	85
Draft Person.....	65

GEOTECH ENGINEER

Principal/Consultants.....	180
Principial Professional.....	170
Senior Professional.....	150
Project Manager.....	150
Project Professional.....	135
Sr. Staff Professional.....	110
Staff Professional.....	100

MEP ENGINEER, FIRE, SECURITY + AV

Project Principal.....	270
Project Manager.....	225
Project Engineer.....	180
Engineer.....	150
Designer.....	140
CAD Technician.....	135
Clerical.....	95

CIVIL ENGINEER

Project Principal.....	165
Project Manager.....	150
Project Engineer.....	130
Engineer.....	115
Senior Designer.....	110
Junior Designer.....	90
CAD Technician.....	80
Clerical.....	65

CAL GREEN + LEED CONSULTANT

Project Principal.....	175
Project Professional.....	110

CONSULTANTS

When additional consultants are needed, we will be the primary point of contact and the team leader. Our contract will include and convey all consultant fees and contracts as a subcategory of our fee and services. Consultant fees will be charged with an additional 15% management and coordination fee.

REIMBURSABLES

In our contract we often have a reimbursable allowance. This reimbursable allowance covers fees beyond general B&W printing fees on standard ledger or tabloid size paper. Government fees, delivery costs (such as United Parcel Service charges), and the costs of special sized prints/ reproductions are not included in our fee. These items are "reimbursable" items and will be shown separately on our invoice with a 10% coordination fee.

List of reimbursable charges and rates:

Printing Reimbursable	price range between 0.10 – 4.25 per sf depending on printing type and paper
Package and Shipment rates	UPS services fee depend on package weight and distance

MILEAGE

GPa bases our standard mileage rates for the use of a vehicle such as a car, van SUV or pickup will be: 56 cents per mile for business miles based on State of California Employers Association 2015 Mileage Reimbursement Rates Effective January 1, 2016.

PROPOSAL SIGNATURE FORM

ALL COMPLETED RATE/FEE SCHEDULES MUST BE ACCOMPANIED BY THIS COMPLETE, SIGNED FORM

Each Offeror shall indicate the availability and the magnitude of any discount related to prompt payment of any or all invoices (i.e. if Net 10, then 2% discount).

Early Payment Discount, if any (to be considered as part of this proposal):

If Net _____, then _____ % discount

PROPOSAL SIGNATURE: THE UNDERSIGNED AGREES, IF THIS PROPOSAL IS ACCEPTED BY THE AGENCY WITHIN 90 CALENDAR DAYS AFTER THE DATE OF THE PROPOSAL CLOSING, TO EXECUTE A CONTRACT OF SIMILAR TO THAT DISPLAYED UNDER ATTACHMENT D.

Offeror has thoroughly read this RFQ and agrees to all the terms and conditions stipulated herein, except as stated within the "EXCEPTIONS FORM" submitted with Offeror's proposal.



Offeror's Signature

Gillis + Panichapan Architects, Inc.

Company Name

Jack Panichapan

Printed Name

C2330162

Business License Number

Principal/CEO

Title

2/19/19

Date

Licensing and Certification Information

IEUA Architectural Services for Master Service Contract



CITY OF COSTA MESA BUSINESS LICENSE TAX CERTIFICATE - 17261

77 FAIR DRIVE • COSTA MESA, CA 92626
PO BOX 1200 • COSTA MESA, CA 92628-1200
PHONE (714) 754-5234 FAX (714) 754-5149

BUSINESS NAME GILLIS & PANICHAPAN ARCHITECTS INC
BUSINESS LOCATION 2900 BRISTOL ST G205
COSTA MESA, CA 92626-7915

EXPIRATION DATE: February 29, 2020

DESCRIPTION: ARCHITECH

PRINCIPAL'S NAME: LONGKAVACH PANICHAPAN

LONGKAVACH PANICHAPAN
GILLIS & PANICHAPAN ARCHITECTS INC
2900 BRISTOL ST G-205
COSTA MESA, CA 92626-7915

**ISSUED FOR TAX PURPOSES ONLY - NOT TRANSFERABLE
TO BE POSTED IN A CONSPICUOUS PLACE**

This Business Tax Certificate does not guarantee compliance with State or Federal licensing requirements. Issuance of this certificate indicates that the entity has paid the applicable Business Tax, pursuant to the CMMC Title 9 Chapter 1, and is issued for revenue purposes only.

STATE OF CALIFORNIA
dca
DEPARTMENT OF CONSUMER AFFAIRS



CALIFORNIA ARCHITECTS BOARD
2420 DEL PASO ROAD, SUITE 105
SACRAMENTO, CA 95834
916 574-7220

LICENSE NO. C 29344
RECEIPT NO. 72770497

VALID UNTIL NOVEMBER 30, 2019

LONGKAVACH PANICHAPAN
5 STARLIGHT
IRVINE CA 92603

In accordance with the Provision of Section 5500 of the Business and Professions Code, the individual named hereon is licensed as an Architect and is subject to the rules and regulations of the California Architects Board.

10/06/17

10/06/17

Certificate of Insurance

IEUA Architectural Services for Master Service Contract



GILL&PA-01

MCGRAWM

CERTIFICATE OF LIABILITY INSURANCE

DATE (MM/DD/YYYY)
02/14/2019

THIS CERTIFICATE IS ISSUED AS A MATTER OF INFORMATION ONLY AND CONFERS NO RIGHTS UPON THE CERTIFICATE HOLDER. THIS CERTIFICATE DOES NOT AFFIRMATIVELY OR NEGATIVELY AMEND, EXTEND OR ALTER THE COVERAGE AFFORDED BY THE POLICIES BELOW. THIS CERTIFICATE OF INSURANCE DOES NOT CONSTITUTE A CONTRACT BETWEEN THE ISSUING INSURER(S), AUTHORIZED REPRESENTATIVE OR PRODUCER, AND THE CERTIFICATE HOLDER.

IMPORTANT: If the certificate holder is an ADDITIONAL INSURED, the policy(ies) must have ADDITIONAL INSURED provisions or be endorsed. If SUBROGATION IS WAIVED, subject to the terms and conditions of the policy, certain policies may require an endorsement. A statement on this certificate does not confer rights to the certificate holder in lieu of such endorsement(s).

PRODUCER License # 0E67768 IOA Insurance Services 4370 La Jolla Village Drive Suite 600 San Diego, CA 92122	CONTACT NAME: Erica Wilson PHONE (A/C, No, Ext): (858) 754-0063 50233 FAX (A/C, No): (619) 574-6288 E-MAIL ADDRESS: Erica.Wilson@ioausa.com	
INSURED Gillis & Panichapan Architects, Incorporated 2900 Bristol St. Suite G205 Costa Mesa, CA 92626	INSURER(S) AFFORDING COVERAGE INSURER A: RLI Insurance Company INSURER B: AXIS Insurance Company INSURER C: INSURER D: INSURER E: INSURER F:	NAIC # 13056 37273

COVERAGES **CERTIFICATE NUMBER:** **REVISION NUMBER:**

THIS IS TO CERTIFY THAT THE POLICIES OF INSURANCE LISTED BELOW HAVE BEEN ISSUED TO THE INSURED NAMED ABOVE FOR THE POLICY PERIOD INDICATED. NOTWITHSTANDING ANY REQUIREMENT, TERM OR CONDITION OF ANY CONTRACT OR OTHER DOCUMENT WITH RESPECT TO WHICH THIS CERTIFICATE MAY BE ISSUED OR MAY PERTAIN, THE INSURANCE AFFORDED BY THE POLICIES DESCRIBED HEREIN IS SUBJECT TO ALL THE TERMS, EXCLUSIONS AND CONDITIONS OF SUCH POLICIES. LIMITS SHOWN MAY HAVE BEEN REDUCED BY PAID CLAIMS.

INSR LTR	TYPE OF INSURANCE	ADDL INSD	SUBR WVD	POLICY NUMBER	POLICY EFF (MM/DD/YYYY)	POLICY EXP (MM/DD/YYYY)	LIMITS
A	<input checked="" type="checkbox"/> COMMERCIAL GENERAL LIABILITY <input type="checkbox"/> CLAIMS-MADE <input checked="" type="checkbox"/> OCCUR <input checked="" type="checkbox"/> Cont Liab/Sev of Int GEN'L AGGREGATE LIMIT APPLIES PER: <input type="checkbox"/> POLICY <input checked="" type="checkbox"/> PROJECT <input type="checkbox"/> LOC OTHER:	X		PSB0001119	07/24/2018	07/24/2019	EACH OCCURRENCE \$ 2,000,000 DAMAGE TO RENTED PREMISES (Ea occurrence) \$ 1,000,000 MED EXP (Any one person) \$ 10,000 PERSONAL & ADV INJURY \$ 2,000,000 GENERAL AGGREGATE \$ 4,000,000 PRODUCTS - COMP/OP AGG \$ 4,000,000 Deductible \$ 0 COMBINED SINGLE LIMIT (Ea accident) \$ 1,000,000
A	<input checked="" type="checkbox"/> AUTOMOBILE LIABILITY <input checked="" type="checkbox"/> ANY AUTO OWNED AUTOS ONLY <input type="checkbox"/> HIRED AUTOS ONLY Comp.: \$1,000 <input type="checkbox"/> SCHEDULED AUTOS <input checked="" type="checkbox"/> NON-OWNED AUTOS ONLY Coll.: \$1,000			PSA0001116	06/01/2018	06/01/2019	BODILY INJURY (Per person) \$ BODILY INJURY (Per accident) \$ PROPERTY DAMAGE (Per accident) \$
A	<input type="checkbox"/> UMBRELLA LIAB <input checked="" type="checkbox"/> OCCUR <input checked="" type="checkbox"/> EXCESS LIAB <input type="checkbox"/> CLAIMS-MADE DED <input checked="" type="checkbox"/> RETENTION \$ 0			PSE0001038	07/24/2018	07/24/2019	EACH OCCURRENCE \$ 3,000,000 AGGREGATE \$ 3,000,000
A	<input checked="" type="checkbox"/> WORKERS COMPENSATION AND EMPLOYERS' LIABILITY ANY PROPRIETOR/PARTNER/EXECUTIVE OFFICER/MEMBER EXCLUDED? (Mandatory in NH) Y/N <input type="checkbox"/> If yes, describe under DESCRIPTION OF OPERATIONS below	N/A	X	PSW0001177	09/01/2018	09/01/2019	<input checked="" type="checkbox"/> PER STATUTE <input type="checkbox"/> OTHER E.L. EACH ACCIDENT \$ 1,000,000 E.L. DISEASE - EA EMPLOYEE \$ 1,000,000 E.L. DISEASE - POLICY LIMIT \$ 1,000,000
B	<input checked="" type="checkbox"/> Prof Liab/Clms Made			AEA002985012017	11/08/2017	11/08/2019	Per Claim 2,000,000
B	<input checked="" type="checkbox"/> Ded.: \$5k Per Claim			AEA002985012017	11/08/2017	11/08/2019	Aggregate 2,000,000

DESCRIPTION OF OPERATIONS / LOCATIONS / VEHICLES (ACORD 101, Additional Remarks Schedule, may be attached if more space is required)
 Re: All Operations

Inland Empire Utilities Agency, A Municipal Water District, its officers, officials, employees and volunteers are Additional Insureds with respect to General Liability per the attached endorsement as required by written contract. Insurance is Primary and Non-Contributory. Waiver of Subrogation applies to Workers' Compensation.

30 Days Notice of Cancellation with 10 Days Notice for Non-Payment of Premium in accordance with the policy provisions.

CERTIFICATE HOLDER	CANCELLATION
Inland Empire Utilities Agency, A Municipal Water District 6075 Kimball Ave. Chino, CA 91708	SHOULD ANY OF THE ABOVE DESCRIBED POLICIES BE CANCELLED BEFORE THE EXPIRATION DATE THEREOF, NOTICE WILL BE DELIVERED IN ACCORDANCE WITH THE POLICY PROVISIONS. AUTHORIZED REPRESENTATIVE <i>T. Kelly Howell</i>

ACORD 25 (2016/03) © 1988-2015 ACORD CORPORATION. All rights reserved.

The ACORD name and logo are registered marks of ACORD



Form W-9 (Rev. August 2013) Department of the Treasury Internal Revenue Service

Request for Taxpayer Identification Number and Certification

Give Form to the requester. Do not send to the IRS.

Name (as shown on your income tax return) Gillis + Panichapan Architects, Incorporated. Business name/disregarded entity name, if different from above. Check appropriate box for federal tax classification: S Corporation. Exemptions (see instructions): Exempt payee code (if any) 5. Address (number, street, and apt. or suite no.) 2900 Bristol Street, Suite G-205. City, state, and ZIP code Costa Mesa, CA 92626. Requester's name and address (optional). List account number(s) here (optional).

Part I Taxpayer Identification Number (TIN). Enter your TIN in the appropriate box. Social security number. Employer identification number 33-0951611. Note: If the account is in more than one name, see the chart on page 4 for guidelines on whose number to enter.

Part II Certification. Under penalties of perjury, I certify that: 1. The number shown on this form is my correct taxpayer identification number... 2. I am not subject to backup withholding because... 3. I am a U.S. citizen or other U.S. person... 4. The FATCA code(s) entered on this form... Certification instructions. You must cross out item 2 above if you have been notified by the IRS that you are currently subject to backup withholding because you have failed to report all interest and dividends on your tax return.

Sign Here. Signature of U.S. person. Date 03/26/2015.

General Instructions

Section references are to the Internal Revenue Code unless otherwise noted. Future developments. The IRS has created a page on IRS.gov for information about Form W-9, at www.irs.gov/w9.

Purpose of Form

A person who is required to file an information return with the IRS must obtain your correct taxpayer identification number (TIN) to report, for example, income paid to you, payments made to you in settlement of payment card and third party network transactions, real estate transactions, mortgage interest you paid, acquisition or abandonment of secured property, cancellation of debt, or contributions you made to an IRA.

Use Form W-9 only if you are a U.S. person (including a resident alien), to provide your correct TIN to the person requesting it (the requester) and, when applicable, to:

- 1. Certify that the TIN you are giving is correct (or you are waiting for a number to be issued),
2. Certify that you are not subject to backup withholding, or
3. Claim exemption from backup withholding if you are a U.S. exempt payee. If applicable, you are also certifying that as a U.S. person, your allocable share of any partnership income from a U.S. trade or business is not subject to the

withholding tax on foreign partners' share of effectively connected income, and 4. Certify that FATCA code(s) entered on this form (if any) indicating that you are exempt from the FATCA reporting, is correct.

Note. If you are a U.S. person and a requester gives you a form other than Form W-9 to request your TIN, you must use the requester's form if it is substantially similar to this Form W-9.

Definition of a U.S. person. For federal tax purposes, you are considered a U.S. person if you are:

- An individual who is a U.S. citizen or U.S. resident alien,
A partnership, corporation, company, or association created or organized in the United States or under the laws of the United States,
An estate (other than a foreign estate), or
A domestic trust (as defined in Regulations section 301.7701-7).

Special rules for partnerships. Partnerships that conduct a trade or business in the United States are generally required to pay a withholding tax under section 1446 on any foreign partners' share of effectively connected taxable income from such business. Further, in certain cases where a Form W-9 has not been received, the rules under section 1446 require a partnership to presume that a partner is a foreign person, and pay the section 1446 withholding tax. Therefore, if you are a U.S. person that is a partner in a partnership conducting a trade or business in the United States, provide Form W-9 to the partnership to establish your U.S. status and avoid section 1446 withholding on your share of partnership income.



EXHIBIT B



REQUEST FOR QUALIFICATIONS
NO. RFQ-SS-19-011
FOR PROVISION OF
Architectural Services
For
Master Service Contract

January 23, 2019

TABLE OF CONTENTS

This Request for Proposals package includes the sections and subsections listed below. If any of these items are missing from your Request for Proposals package, please contact the individual identified on Page 2, Section 1-E.

TABLE OF CONTENTS	2
SECTION I - SUBMISSION INFORMATION	1
A. INTRODUCTION:.....	1
B. SUBMITTAL CLOSING DATE AND TIME:.....	1
C. PROPOSAL LABELING:.....	2
D. PROPOSAL SUBMITTAL:.....	2
E. INQUIRIES:	2
SECTION 2 - GENERAL INFORMATION	4
A. AGENCY DESCRIPTION:	4
B. WAITING PERIOD:	4
C. QUALIFICATION PREPARATION COSTS:.....	4
D. PROPOSAL INCLUSIONS:.....	4
E. WITHDRAWAL OF PROPOSAL/QUALIFICATIONS BEFORE CLOSING:	5
F. MISTAKE IN PROPOSAL:.....	5
G. PROPOSAL/QUALIFICATION ACCEPTANCE:	6
H. INTERPRETATION OF DOCUMENTS:.....	6
I. ACCEPTANCE AND PAYMENT:	6
J. INSURANCE:.....	6
K. RELEASE OF LIABILITY:	6
L. LIENS:	7
M. FEDERAL, STATE, AND LOCAL LAWS:	7
N. CONTRACT EXECUTION(S) / EXCEPTIONS:	7
O. PUBLIC RECORD:	7
P. REFERENCES:	8
Q. REQUIREMENTS:	8
R. TERM OF CONTRACT:	8
SECTION 3 – SCOPE OF SERVICES	9
A. SCOPE OF WORK AND SERVICES:	9
B. SCOPE OF SERVICES TO BE EVALUATED:.....	10
C. EVALUATION AND AWARD:	10
D. TASK ORDER AWARDS/ON-CALL SERVICES:	11
E. DELINEATION OF RESPONSIBILITIES:	12
1. RESPONSIBILITIES OF THE CONSULTANT:	12
2. RESPONSIBILITIES OF IEUA	14

F. TERMINATION OF CONTRACT FOR CONVIENANCE:	14
G. TASK ORDER AND ON-CALL AWARDS:.....	14
H. VALIDITY:	15
I. PROPOSAL INSTRUCTIONS AND FORMAT:	15
SECTION 4 - ATTACHMENTS	17
ATTACHMENT A PROPOSAL RATE/FEE SCHEDULE	18
DESCRIPTION PROPOSED HOURLY RATE	18
(OTHER: SPECIFY)	18
PROPOSAL SIGNATURE FORM	20
ATTACHMENT B SAMPLE MASTER CONTRACT	21
ATTACHMENT C	39
ATTACHMENT E	42
CONSULTANT'S PROPOSAL	42
REQUIRED FORMS	42
WORKERS' COMPENSATION CERTIFICATE	43
CONSULTANT IDENTIFICATION	44
NON-COLLUSION AFFIDAVIT	46
WAIVER / RELEASE OF LIABILITY.....	47
___ SCHEDULE OF PROPOSED LABOR.....	48
___ EQUIPMENT CATEGORIES and FULLY BURDENED RATES	48

SECTION I - SUBMISSION INFORMATION

A. INTRODUCTION:

The Inland Empire Utilities Agency (hereafter IEUA or the "Agency") invites submittal of sealed Qualifications for the provision of Architectural Services to be provided on an "as-needed" basis under the terms to be established by a five-year (approximately from May 1st, 2019 through May 31, 2024), fixed-fee level-of-effort (i.e. "fixed unit rate") Master Service Contract. This contract, based on a Consultants fixed fee, may be inflated by Los Angeles CPI each year, for as-needed on-call (Time and Material) or task order related work under the Master Service Contract. Work will be issued to the successful proposer on an as-needed basis as discrete written task orders or may be directed on a time and material basis. The projected work for all task orders is expected to be \$700,000. The Agency makes no guarantee of a certain minimum amount of work under this contract, however. If successful, the Inland Empire Utilities Agency (Agency) reserves the right to extend the contract for up to two, one-year extensions, at the Consultants then, current hourly billable rate.

The goal of this process is to award a master contract to a Consultant(s) willing to provide the requested services on an on-call basis and by issuance of project-specific task orders for work that falls within the contract term, or written direction from the Agency for work to be pursued on a time and material basis. The awarded master contract(s) will be task-order or time and material based. The firm, or firms, selected for receipt of a master contract(s) may subsequently and exclusively be bidding against each other on selected individual task order statements of work.

B. SUBMITTAL CLOSING DATE AND TIME:

The scheduled submittal closing dates and times are as listed below. Qualification packages received after the "closing" date and time indicated will not be accepted. Faxed Qualification packages will not be accepted.

Thursday, February 21, 2019 at 3:00 P.M.

C. **PROPOSAL LABELING:**

Proposals shall be submitted in a **sealed package** and must be plainly marked and submitted as follows:

ALL QUALIFICATION PACKAGES SHALL BE LABELED WITH	
INLAND EMPIRE UTILITIES AGENCY	
RE: PROPOSAL FOR	Architectural Services For Master Service Contract
REQUEST FOR PROPOSALS NUMBER	RFQ-SS-19-011
ATTENTION:	Susannah Shoaf, Contracts & Procurement Supervisor
Qualification envelopes submitted via an <u>Express Courier or Personal Delivery</u> shall be labeled as follows:	6075 "A" Kimball Avenue Chino, CA 91708
Qualification envelopes submitted via <u>US Postal Service</u> shall be labeled as follows:	Inland Empire Utilities Agency P.O. Box 9020 Chino Hills, CA 91709

Prospective Consultants assume the risk of any delay in mail or handling of mail. Consultant are therefore responsible for ensuring that their Qualification is received on time at the specified location by the specified time, whether they are sent by mail or delivered in person. Oral, telegraphic, or telephonic Proposals or modifications will not be considered.

D. **PROPOSAL SUBMITTAL:**

All Offerors shall complete and return a Qualification package consisting of **one (1) original and seven (7) hard copies and one (1) complete electronic copy (provided on CD/DVD/USB) of the Consultant's Proposal**. All Qualification packages delivered in an express courier package shall be sealed in a separate envelope within the courier package. **Any Qualification packages found to be illegible or substantively incomplete may be rejected.**

The Qualification package shall be clearly marked "**Qualifications for RFQ-SS-19-011**" and the separate, sealed Rate Proposal envelope marked "**RATE ENVELOPE – RFQ-SS-19-011**". All submittal packages will be held in confidence prior to the opening date.

E. **INQUIRIES:**

Inquiries regarding this solicitation should be submitted on PlanetBids. The cut-off date for submitting questions is **3:00 P.M. Wednesday February 13, 2019**. Questions may be answered and uploaded to the PlanetBids as an Addendum to all registered participants.

NOTE: IT IS THE OFFEROR'S RESPONSIBILITY TO EXAMINE THIS REQUEST FOR PROPOSAL IN ITS ENTIRETY PRIOR TO SUBMITTING A PROPOSAL

SECTION 2 - GENERAL INFORMATION

A. AGENCY DESCRIPTION:

The Agency is a regional wastewater treatment agency that provides sewage treatment to the southwest end of San Bernardino County. Additionally, the Agency serves as a supplemental source of potable water and reclaimed water to the same geographic area. The Agency was incorporated in June 1950, under the Municipal Water District Act of 1911, as a municipal corporation. The Agency's service area encompasses approximately 242 square miles, including the Cities of Chino, Chino Hills, Fontana, Montclair, Ontario, Rancho Cucamonga and Upland. Also included are miscellaneous unincorporated areas of western San Bernardino County, including remnants of the San Bernardino Agricultural Preserve, a large industrial corridor between the cities of Fontana and Rancho Cucamonga and the State of California's correctional facilities at the California Institute for Men and Women. Currently, the Agency provides wastewater collection and treatment service and recycled water distribution to seven contract customers.

The Agency currently owns and operates five wastewater reclamation treatment plants. These plants include Regional Water Recycling Plant No. 1 (RP-1), located in the City of Ontario; Regional Water Recycling Plant No. 2 (RP-2), located in the City of Chino; Regional Water Recycling Plant No. 4 (RP-4), located in the City of Rancho Cucamonga; Carbon Canyon Water Reclamation Facility (CCWRF), which is also located in the City of Chino; and Regional Water Recycling Plant No. 5 (RP-5), which is also located in the City of Chino.

B. WAITING PERIOD:

All Offerors are alerted that a waiting period of up to ninety (90) days, measured from the date of the Proposal submittal deadline, **may** be required before proceedings are completed and awards (or rejections) are made. Offerors shall assume full responsibility for the effect of the waiting period on all Proposal prices, fees, and terms.

C. QUALIFICATION PREPARATION COSTS:

The Agency is not, nor shall be, deemed liable for any costs incurred by the Offeror during the preparation, submittal, or presentation of their Qualification Package.

D. PROPOSAL INCLUSIONS:

The Request for Qualifications (RFQ) documents shall be returned in their entirety, with all applicable portions fully completed by the Consultant (See Attachments and Attachment E – Required Forms). For forms not provided by the Agency, the Consultant shall provide requested forms. Organization of the RFQ is left to the Consultant to format. Each page shall be sequentially number and initialed by the Consultant. The methodology should not be more than 20 pages. At a minimum, each Offeror's proposal shall include the following proposal requirements:

1. Letter of Introduction
2. Proposal which will include:
 - a. Methodology;

- b. Project Management Approach;
- c. Number of Current Contracts; and,

Attachments:

- 3. Exception Form(s)
- 4. Workers' Compensation Certificate
- 5. Consultant Identification Form/ References Form
- 6. Non-Collusion Affidavit
- 7. Waiver/Release of Liability Form
- 8. Schedule of proposed labor and equipment categories and associated fully-burdened rates /Subconsultant References Form (May use Offeror's own forms / formats)
- 9. Completed and signed Proposal Signature Form
- 10. Offeror's statement of qualifications and pertinent resumes including subconsultants (May use Offeror's own forms / formats) including copies of Professional License(s) of critical personnel
- 11. Certificate(s) of Insurance or Letter of Compliance (To be provided by Offeror's Insurance Carriers)
- 12. Form W-9 Request for Taxpayer Identification Number and Certification (To be provided by Offeror)

E. WITHDRAWAL OF PROPOSAL/QUALIFICATIONS BEFORE CLOSING:

Any Offeror may request the withdrawal of their submitted Proposal/Qualifications, either in person, by phone, e-mail, or written request, at any time **prior** to the scheduled Qualifications due date and time. Upon receiving the written request to withdraw any Proposal/Qualifications, the Agency will consider the Offeror's Proposal null and void. Withdrawal of Offeror's Proposal/Qualifications will not prejudice Offeror's re-submittal for this or any future Proposal(s).

F. MISTAKE IN PROPOSAL:

Any Offeror may withdraw their Proposal after the Proposal due date, subject to the time restrictions indicated below, **only** if the Offeror can establish to the Agency's satisfaction, that a material mistake was made in preparing the Proposal.

- 1. An Offeror declaring a mistake must provide a written notice to the Agency within five (5) calendar days following the scheduled Proposal due date, specifying in detail, how the mistake occurred, and how the mistake made the Proposal materially different than it was intended.
- 2. Withdrawal of the Proposal will **only** be permitted for mistakes made in the completion of the Proposal and shall not be permitted for mistakes resulting from error in judgment or carelessness in the interpretation of the scope of work. An Offeror who claims a mistake shall be **PROHIBITED** from submitting further Proposals based on the RFQ for which the mistake in the Proposal was claimed (*Public Contract Code Attachment F105*).

G. PROPOSAL/QUALIFICATION ACCEPTANCE:

The Agency reserves the right to **accept or reject** any or all Proposals/Qualifications, waive any informalities in any Proposal/Qualifications, postpone the project, or any portion thereof, if such actions are deemed to be in the best interest of the Agency.

H. INTERPRETATION OF DOCUMENTS:

During the Qualification solicitation period, should an Offeror find discrepancies or omissions in the specifications of the "Request for Qualifications," or should the Offeror be in doubt as to their interpretation, the Offeror shall immediately contact the Contracts Administrator identified in Section 1(C), above. Should it be found necessary, a written addendum will be sent to all known perspective Offerors. Any addenda issued prior to the scheduled Proposal due date and time shall form a part of this solicitation and shall become a part of the submitted Proposal.

I. ACCEPTANCE AND PAYMENT:

The selected Offeror's invoice(s), after the completion of a valid and binding contract, shall include a specific reference to the Contract Number, the associated task order number, and be accompanied by detailed supporting documentation which shall include certified payroll, corresponding rate/fee title as submitted on Attachment C Proposal Rate/Fee Schedule, related test reports and technician/inspection daily reports for all charges. The Agency shall pay the Offeror's properly executed invoices, subject to approval by the Project Manager, within forty-five (45) days following receipt of the invoice.

J. INSURANCE:

Offeror's attention is directed to the insurance requirements as stated herein and in the sample contract attached.

All offerors are requested to submit with their Proposal, certificates of insurance evidencing coverage or a letter from the Offeror's insurance agent of corporate Risk Management Department acknowledging that the Offeror will, if selected, be able to comply with all Agency insurance requirements. It is highly recommended that each Offeror confer with their respective insurance carriers or brokers to determine in advance of Proposal submittal, the availability of insurance certificates and endorsements as prescribed herein. If an apparent best-Offeror fails to comply with the insurance requirements, that Offeror may be disqualified from receiving the award. All insurance certificates and endorsements meeting the Agency's requirements must be received and accepted by the Agency prior to issuance of a Notice-To-Proceed against the associated contract.

K. RELEASE OF LIABILITY:

The selected Offeror shall execute a Release of Liability form, agrees and understands that the Consultant's personal property, if left at the Agency's work site, during the course of the Work, may be exposed to the risk of, but not limited to, theft, vandalism, fire damage, water damage, and wind damage; for which the Consultant agrees to assume any and all such risk, and consequences, as a result thereof. The Consultant shall be responsible for the

completion of the Agency's Waiver/Release of Liability form (see Attachment E).

L. LIENS:

The Offeror shall pay all sums of money that become due from any labor, services, materials or equipment furnished to Offeror because of said Services to be furnished because of the Request for Proposal, and that may be secured by any lien against the Agency.

M. FEDERAL, STATE, AND LOCAL LAWS:

The Offeror and all subconsultants shall comply with all applicable federal, state, and local laws, rules, and regulations.

N. CONTRACT EXECUTION(S) / EXCEPTIONS:

The selected Offeror shall execute a contract with the Agency which establishes the terms and conditions covering the services provided. The Agency will issue, to the selected Consultant, a contract similar in form to the sample shown in Attachment D. The executed contract which will incorporate this RFQ and the Offeror's Proposal. Thus, the Offeror is encouraged to carefully review and consider the sample contract. The Offeror must advise the Agency of any exceptions to the contract's content or to the content of the RFQ. An Exceptions Form is provided (see Attachment E).

O. PUBLIC RECORD:

Be advised that all information contained in Proposals submitted in response to this solicitation shall be subject to the California Public Records Act (Government Code Section 6250 et seq.), and information's use and disclosure are governed by this Act.

Those elements in each Proposal which the Offeror considers to be trade secrets, as that term is defined in Civil Code Section 3426.1(d), or otherwise exempt by law from disclosure, should be prominently marked as "TRADE SECRET," "CONFIDENTIAL," OR "PROPRIETARY," by the Offeror. The Agency will use its best efforts to inform the Offeror of any request for disclosure of any such document. The Agency, shall not in any way, be liable or responsible for the disclosure of any such records including, without limitation; those so marked if disclosure is deemed to be required by law or by an order of the Court.

In the event of litigation concerning disclosure of information which the Offeror considers exempt from disclosure, the Agency will act as a stakeholder only, holding the information until otherwise ordered by a court or other legal process. If the Agency is required to defend an action arising out of a Public Records Act request, for any of the contents of an Offeror's Proposal marked "TRADE SECRET," "CONFIDENTIAL," or "PROPRIETARY," Offeror shall defend and indemnify Agency from any and all liability, damages, costs, and expense, including attorneys' fee, in any action or proceeding arising under the Public Records Act.

To insure confidentiality, Offerors are instructed to enclose all "TRADE SECRET," "CONFIDENTIAL," or "PROPRIETARY," data in separate sealed envelopes, which are then

included with Proposal documents. Because the Proposal documents are available for review by any person following the Proposal opening, and during the Proposal review period, and after an award of a contract resulting from a Request for Proposals, the Agency shall not in any way be held responsible for disclosure of any "TRADE SECRET," "CONFIDENTIAL," or "PROPRIETARY," documents that are not contained in labeled and sealed envelopes.

P. REFERENCES:

Each Offeror shall provide a list of at least three (3) references from clients that have engaged the Offeror, for which similar work has been performed, within the last five (5) years. Refer to Section E, Consultant Identification, Number 13 for additional requirements. Include the reference names, contact person(s) telephone numbers, business physical address, and brief description of the specific services provided.

Q. REQUIREMENTS:

The Agency is requesting an RFQ to identify one or more qualified architectural design consultants to provide architectural services. The Statement of Qualifications should include the following information:

1. Contact information. Name, street and email address, and phone number of the firm.
2. Form of organization. Whether a firm is a partnership, corporation, or sole proprietorship, where it is organized, and the names of principals, officers, and directors of the firm.
3. Statement of Qualifications. A narrative or other statement by the firm of its understanding of project objectives, methods and techniques that would be used to approach the project, and its qualifications for the proposed project.
4. Resume(s) of primary contact professionals. Also Resume of Structural Engineer, Architect plans to use.
5. Availability. A brief statement of the availability of key personnel of the firm to undertake the proposed project(s).
6. List of references. Please include address and telephone numbers.
7. Proof of Professional License to perform noted work including Structural Engineer.
8. Acknowledgement of Agency Contract requirements.

R. TERM OF CONTRACT:

The Agency is hereby soliciting the services of an Offeror to perform Architectural Services, on a Task-Order or "on-call, Time and Material" basis during the Five-year period, approximately May 1st, 2019 through May 31, 2024). If successful, the Agency reserves the right to extend the service contract for up to two, one-year time extensions, at the Consultants then, current hourly billable rate.

SECTION 3 – SCOPE OF SERVICES

A. SCOPE OF WORK AND SERVICES:

The Offeror services and responsibilities shall be in accordance with the following:

All required work and services shall be documented, and no services shall be provided by the Consultant prior to receiving a written Request and Authorization for Services (Time and Material) or executed Task Order from IEUA authorizing the Consultant to proceed with performing the respective work/services indicated in the written communication.

The Consultant shall be required to submit monthly invoices which track cost of work by item and all previous task orders, so the Master Contract Not to Exceed total will not be exceeded. **It is the Consultants responsibility to make sure they do not exceed this Contract Limit.**

For Construction related work, the Agency utilizes a construction information program (CIPO) to track documents, approve submittals, answer requests for information and review and approve change orders. To assure that contemporaneous document control is maintained via CIPO, all documents and records of construction submittals, inspection and materials, and correspondence, will be sent through CIPO. To access CIPO, the Consultant will be required at their expense to have:

1. A workstation supporting a web browser which must be one of: (A) Microsoft Internet Explorer (9) or later, (B) Mozilla Firefox@ 3.0, (C) Google Chrome 2.0, or Apple Safari 3.0 or later.
2. A broadband internet connection with enough bandwidth and quality to allow trouble-free browsing and data uploading and downloading.
3. A workstation based, commercially available and proven anti-virus program.
4. IEUA utilizes the following software to manage and document its Capital Projects:
 - a. Microsoft Office
 - b. Oracle's Primavera P6 Software
 - c. SAP Software
 - d. Capital Improvement Program Office (CIPO)
 - e. AutoCAD 2018
 - f. ESRI 10.2 GIS for As-Building and Utility Archiving

Design documents shall be submitted and saved on a computer disk in a form compatible with the Agency's computer file storage and updating procedures. IEUA requires all consultants to submit all final designs on CD format in AutoCAD 2018. Refer to Attachment F for IEUA's detailed AutoCAD specifications.

B. SCOPE OF SERVICES TO BE EVALUATED:

The Agency intends to use the Consultant on several different types of projects. Some \$3.4-million for roofing/structural replacement and mitigation (dry-rot and asbestos) as well as \$1.5-million for remodeling and park amphitheater/picknick bench covers, is scheduled over the next 5-year period. This work ***should*** be emphasized by the Consultant in that this is what the Agency anticipates needing. For reviewing the Consultant's qualifications, past projects related to the following municipal service type projects will be used to review and rate the Consultants including:

1. Rehabilitating building roofing systems;
2. Remodeling of buildings;
3. Structural work for building additions and roof trussing and framing/wall penetrations (may require teaming with appropriate Structural Engineer);
4. Parapet drains and other architectural roof designs;
5. Assistance on Pre-Design planning of facilities;
6. Preparation of construction cost estimates;
7. Assisting staff on specification development on specified tasks;
8. Construction support including submittal review and approvals, evaluation of cost related to change orders, request for information and deviation responses;
9. Conceptual design to final design;
10. Develop Construction Schedules;
11. Calculations, reports, and studies;
12. Agency coordination and permitting;
13. Utility research and coordination;
14. Cost Estimates; and,
15. Familiarity with the area's planning and permitting requirements, environmental document processes, capital improvement project processes, and experience in governmental wastewater facilities, remodel and renovation, parks, greenbelts, etc. Consultant /Architectural Firm shall have at least one staff member having LEED accreditation and/or Consultant/Architectural Firm that has a LEED Consultant with the following accreditations: LEED AP BD+C, EBO+M.

Note that the Agency is interested in Metrix. It would benefit Consultants' proposal to indicate things like Cost Estimates versus actual bid cost of past jobs, change order rate, Meeting schedule, etcetera.

Consultants may want to attach examples to illustrate past work of the type listed above for reviewer's consideration.

C. EVALUATION AND AWARD:

Selection of the Consultant(s) reviewed and evaluated by Agency staff, and ranked based on the following considerations and (percentage) weight of each item:

All proposals will be evaluated and given a score based upon the quality of their response in accordance with the criteria described in this section.

Evaluation Criteria	Possible Points
Firm Experience (Scope of Services to be Evaluated)	25
Resumes of Key Personnel (including Structural Engineer)	30
Specific Approach of Requested Services (see Scope of Services. above)	35
Overall Proposal Content / Format / Presentation	10

Written Points Available: **100**

If deemed necessary, IEUA may elect to conduct interviews with the top-ranked proposers. If interviews are conducted, they will be worth a total of 100 points. Final award would then be based on the total of the written and oral evaluations.

Total Points Available Written and Oral Interviews **200**

1. Upon completion of Evaluation, the Agency will open the Consultants hourly rate envelope. This will include Structural Engineering. The Agency reserves the right to negotiate hourly rates and project team based on its review.

If the Agency requires additional information or clarification, interviews may be conducted with selected individuals or firms. The Agency staff will make a recommendation to the Board of Directors for the final selection and award.

NOTE: The Agency anticipates awarding a contract to up to two (2) firms, who received the highest evaluation ratings for requested services; however, the Agency reserves the right to award one or multiple contracts from this RFQ or may elect to not award in the best interest of the Agency.

D. TASK ORDER AWARDS/ON-CALL SERVICES:

The Agency desires to issue task order/on-call based master “services” contracts to the selected Consultant to govern provision of needed services which may arise.

Services will be requested in a manner that provides the most flexibility and support to the Agency.

1. **TASK ORDER PRICING PROTOCOL:** As the need for services arise, the firms that received master contracts in conjunction with this solicitation activity will be requested to submit specific Proposals (either on “time and materials” or “firm-fixed price” basis) covering the requirements of that task order. The rates utilized by the consultant within the formulation of task order Proposals shall be consistent with the rates established within consultant master services agreements.

Task order award decision:

Upon review of the submitted task order Proposals, the Agency anticipates awarding a given task order based on factors other than price, such as strongest PROPOSAL, expertise in conjunction with the shortest lead time proposed for project completion.

2. ON-CALL/TIME AND MATERIAL PROTOCOL: In some cases, on-call services may be requested by IEUA. The Consultant shall be reimbursed for services on the hourly rates as shown in the Proposal Rate/Fee Schedule (Attachment A) to perform services awarded under this solicitation. The fee schedule should indicate hourly rates for project staff and any reimbursable costs. Hourly fee rates and reimbursable costs shall be valid throughout the duration of the contract.

E. DELINEATION OF RESPONSIBILITIES:

The following Consultant/Agency responsibilities are the minimum requirements anticipated outlined for the noted work:

1. RESPONSIBILITIES OF THE CONSULTANT:

The Agency intends to employ a Consultant who has the resources and ability to meet a broad range of Agency assignments. If the responsibility for any services required to complete the project are not specifically delineated herein, the Consultant is responsible for providing such activity.

- i. Survey: The Consultant shall complete any required field surveys. IEUA can provide field surveys for task orders through its Survey Contractor; however, it is the Consultants responsibility to review and take responsibility for any survey related work/requests.
- ii. Soil Borings: The Consultant shall complete all soil testing for the completion of any design. Historical soil reports prepared by the Agency will be made available for review and may be consulted. The Consultant may choose to use the Agency's Soil Consultant; however, it is the Consultants responsibility to review and take responsibility for any Soil related work/requests.
- iii. The Consultant shall always keep the Agency informed, on regular basis, of the status of the current phase of the task order and inform the Agency of decisions regarding the task order as they are made. The Consultant may be called upon to attend meetings during any phase of the work as required by the Agency to give technical advice or to inform various groups on the status or nature of the task order.
- iv. Insurance: The Consultant shall provide insurance while executing the work required under any contract which may result from submittal of his/her

proposal. The insurance shall be provided by a firm acceptable to the Agency and the firm shall insure the Consultant and any one directly or indirectly employed by the Consultant. The firm shall also provide additional insurance for the Agency, and its officers, agents, and employees under the policy or policies outlined in specific endorsement. Specific insurance requirements shall be as specified in the negotiated contract. A sample Master Contract is attached to this Request for Proposal as Attachment B.

- v. Invoices: The Consultant shall submit invoices in accordance with the Agency's invoice format
- vi. Project Construction Cost: The cost of constructed the facility designed by shall be within the construction budget. An accurate construction cost estimate will be prepared or updated at each step in the design process. If the Architect identifies difficulty in meeting the construction budget, at any time during the project, the Architect shall immediately discuss the difficulty with the Agency and an adjustment will be made to bring the project into compliance.
- vii. Extra Work: If at any time during the project, the Architect receives instructions outside the scope of work, he shall immediately notify the Agency and confirm the verbal statement in writing. No compensation will be made to the Consultant without a fully executed amendment prior initiating the extra work. If the nature of the instruction is such that an investigation is required to determine whether the work is outside the Architect's contracted scope, the Architect must notify the Agency within seven (7) calendar days of receiving the instruction. If the Agency does not receive the request for extra compensation within the seven days, no extra compensation will be paid for the work even if it is determined to be outside the Architect's contracted scope.
- viii. Calculations: The Consultant shall provide stamped, signed, date, bound, tabbed and indexed copy of all design calculations including civil, chemical, structural, electrical, HVAC, mechanical, process, and hydraulic calculations, equipment and piping layouts. All calculations shall be submitted in both hard copies and electronic excel spreadsheet format. Calculations shall include all assumptions, formulas, equations, and definitions. The Agency expects all calculations to be completed in Excel or some other electronic format.
- ix. Graphics: The Consultant shall submit graphics that are legible (in both line weight and font size), clear, and concise. The Agency will have the final approval on use of colors, content, layout and style of all graphics.

- x. Landscape – The Consultant shall prepare plant and irrigation concepts, which are consistent with IEUA’s native landscape and water conservation policies.

2. RESPONSIBILITIES OF IEUA

The Agency shall provide to the Consultant all documents, studies, plans and specifications which are in the Agency’s possession and will be useful in the study, design or construction of the Work described in the Scope of Work. However, the Consultant shall review the Agency’s records, select the desired reference items and provide the required reproduction.

The Agency shall provide a CD ROM copy of the Agency’s standard title block and CAD specifications. Additionally, the Agency will provide the Consultant with its adopted front-end boilerplate specifications.

Agency staff shall be available to discuss and provide examples of accepted procedures within IEUA for the review and processing of shop drawings.

F. TERMINATION OF CONTRACT FOR CONVIENANCE:

The Agency reserves the right to terminate any contract which may result from this proposal at any time with thirty (30) days written notice. In such cases, the Consultant shall be paid for work done through the termination date and all work done to that date shall become the property of the Agency.

G. TASK ORDER AND ON-CALL AWARDS:

The Agency desires to issue Task Order/On-call-based Master Contracts to all selected Consultants to govern provision of needed services which may arise. The number of Consultants selected will be limited to those demonstrating the strongest qualifications.

Services will be requested in a manner that provides the most flexibility and support to the Agency. Requests from the Agency to the Consultants could be for an entire project team, or an individual basis for focused specific tasks or skills as related to the technical categories described in this RFQ. Likewise, if the project/work dictates, work may be pursued on a time and material basis with a task order being generated after work is complete to cover the accounted for work and cost.

TASK ORDER BIDDING PROTOCOL: As the need for services arise, the firms that received Master Contracts in conjunction with this solicitation activity will be requested to submit specific Proposals (either on “time and materials” or “firm-fixed price” basis) covering the requirements of that task order. At times, the Agency Project Manager may give written direction to pursue time and material work. The rates utilized by the Consultants within the formulation of task order Proposals shall be consistent with the rates established within Consultants’ Master Contract agreements. In support of each task order, the Agency anticipates soliciting

Proposals from all firms which received Master Contracts under this program that were selected for a technical category.

PROPOSAL TURNAROUND TIME: For routine task order projects, proposing firms will be requested to submit their price Proposals within no less than one week (minimum) from issuance of the Agency's task order solicitation. However, if emergency conditions warrant, the Agency reserves the right to require Proposals on an expedited basis.

TASK ORDER AWARD DECISION: Upon review of the submitted task order Proposals, the Agency anticipates awarding a given task order to the firm demonstrating the strongest qualifications, in conjunction with the shortest lead time proposed for project completion. Cost will be evaluated after a technical review of the proposal is made.

H. VALIDITY:

The Consultant's Proposal must be valid for a period of at least Sixty (60) months from the closing date and time of this RFQ.

I. PROPOSAL INSTRUCTIONS AND FORMAT:

The body of the Proposal shall include the following items. Items referenced as an attachment shall be included as appendices. Proposal must be prepared simply, providing a straightforward, concise description and with substantial information to satisfy the requirements of this RFQ. Emphasis should be on completeness and clarity of content, with enough detail to allow for accurate evaluation and comparative analysis. Proposal shall be clearly marked and divided according to the relevant categories.

The Proposal should include, as a minimum the following information:

1. Descriptions of specific experience, technical understanding, and firm's capabilities relative to this solicitation.
2. Indicate key personnel and staff. Key personnel assigned to the project shall not be reassigned without prior written approval from the Agency.
3. Resumes for the project team. The resumes shall provide specific information about the team member's experience with similar type projects. Resumes shall be limited to 2 pages per person.
4. A description of the project team's past record of performance on similar projects, with references. This will include a discussion of such factors as control of costs, innovations, quality of work and ability to meet schedules.
5. Information about relevant projects, which have been completed within the past five (5) years by the Consultant or its subconsultant. This information shall include, for each project, a brief description of the project, services provided, and contact

information, such as name, address, telephone number from the Project owner.

6. A description of any joint venture and/or proposed subcontract arrangements which would be utilized during the project.
7. An organizational chart of your proposed team.
8. Fee Schedule: The Consultant shall provide a fully itemized proposed hourly fee schedule to perform services awarded under this solicitation. The fee schedule should indicate hourly rates for project staff and any reimbursable costs. Hourly fee rates and reimbursable costs shall be valid throughout the duration of the contract period; however, Consultant may adjust cost based on CPI for the Los Angeles area by submitting an updated rate sheet, with the inflation adjustment by July 1st of each year. A lump sum fee schedule is not acceptable. The fee schedule shall follow a format like that of Attachment A. Consultant may substitute his own form, as applicable, though.
 - i. If a subconsultant is to be used, hourly fees for each subconsultant shall be listed separately for each technical category. The fees to be paid to subconsultant shall be shown separately and for each subconsultant and shall be identified by title and company. Consultant may add pages to Attachment A as needed.
 - ii. The Consultant should consider presenting to the Agency “optional” tasks which could be needed beyond those items listed in this solicitation that improve and/or enhance the evaluation and development process.

SECTION 4 - ATTACHMENTS

The following attachments are included or required by this RFQ:

Attachment "A" – Proposal Rate/Fee Schedule (with required signature page)-may use consultants' individual form/format.

Attachment "B" – Sample Master Contract

Attachment "C" – Consulting Services Invoice (To be used by Consultant for billing)

Attachment "D" – Sample Task Order Attachment "E" – Proposal and Required Forms

Attachment "E" – Consultant's Proposal and Required Forms

Consultant's Proposal

a. Attachments:

i. Exception Form

ii. Workers' Compensation Insurance Certificate

iii. Consultant Identification

iv. Non-Collusion Affidavit

v. Waiver/Release of Liability Form

vi. Schedule of proposed labor and equipment categories and associated fully-burdened rates (May use Offeror's own forms / formats) and signed Proposal Signature Form-See Attachment A above

vii. Offeror's statement of qualifications and pertinent resumes (May use Offeror's own forms / formats)

viii. Certificates of Insurance-See Sample Master Contract.

ix. Form W-9 Request for Taxpayer Identification Number and Certification-Contractor Provided

j.

Attachment "F" – AUOCAD SPECIFICATION

**ATTACHMENT A
PROPOSAL RATE/FEE SCHEDULE**

Offerors shall fully complete this Proposal Price Schedule and return it with their submittal. Alternatively, the Consultant may insert their own fee schedule in-lieu of this form. All proposed prices and fees shall be held firm-fixed throughout the anticipated five (5) year (May 1, 2019 through May 31, 2024) contract performance period, except for CIP adjustment each year, (other than prevailing wage classifications, which shall be paid in accordance with the current year prevailing wage determination as made by the Department of Industrial Relations (DIR)), and shall include costs associated with all, equipment, materials, transportation, overhead, travel, profit, insurance, sales and other taxes, licenses, incidentals, and all other related costs necessary to provide the required services.

DESCRIPTION PROPOSED HOURLY RATE

1. ARCHETECTUAL OFFICE

- a. Data Entry \$ _____
- b. CAD Tech \$ _____
- c. Principal Architect \$ _____
- d. Project Architect \$ _____
- e. Staff Architect \$ _____
- f. Clerical \$ _____
- g. _____ \$ _____
- h. _____ \$ _____
- i. _____ \$ _____

2. STRUCTURAL ENGINEER AND OTHER

- a. Structural Engineer \$ _____
- b. _____ \$ _____
- c. _____ \$ _____

(Other: Specify)

Vehicle mileage reimbursement:
\$ _____
\$ _____

\$ _____ / mile

[Remainder of Page Intentionally Left Blank]

PROPOSAL SIGNATURE FORM

**ALL COMPLETED RATE/FEE SCHEDULES MUST BE ACCOMPANIED BY
THIS COMPLETE, SIGNED FORM**

Each Offeror shall indicate the availability and the magnitude of any discount related to prompt payment of any or all invoices (i.e. if Net 10, then 2% discount).

Early Payment Discount, if any (to be considered as part of this proposal):

If Net _____, then _____ % discount

PROPOSAL SIGNATURE: THE UNDERSIGNED AGREES, IF THIS PROPOSAL IS ACCEPTED BY THE AGENCY WITHIN 90 CALENDAR DAYS AFTER THE DATE OF THE PROPOSAL CLOSING, TO EXECUTE A CONTRACT OF SIMILAR TO THAT DISPLAYED UNDER ATTACHMENT D.

Offeror has thoroughly read this RFQ and agrees to all the terms and conditions stipulated herein, except as stated within the "EXCEPTIONS FORM" submitted with Offeror's proposal.

_____ Offeror's Signature	_____ Company Name
_____ Printed Name	_____ Business License Number
_____ Title	_____ Date

**ATTACHMENT B
SAMPLE MASTER CONTRACT**



**MASTER SERVICES CONTRACT NUMBER: 460000XXXX
FOR PROVISION OF
PROFESSIONAL SERVICES**

THIS CONTRACT (the " Contract"), is made and entered into this _____ day of _____, 2019, by and between the Inland Empire Utilities Agency, a Municipal Water District, organized and existing in the County of San Bernardino under and by virtue of the laws of the State of California (hereinafter referred to as "Agency") and XXXXXXXXXXXXXXXX), with offices located in XXXXXXXXXXXX, California (hereinafter referred to as "Consultant"), in order to establish mutually acceptable terms and conditions which will hold for and govern all "Task Order" releases subsequently issued under this Master Services Contract.

RECITALS

Whereas the Agency anticipates future need(s) to retain the services of the Consultant to provide professional engineering services on an "as needed" Task Order assignment basis;

Whereas the Consultant is willing to undertake performance of such Task Order assignments under which the terms and conditions set forth herein shall apply;

THEREFORE, in consideration of the mutual promises and obligations set forth herein, the parties hereby agree as follows:

1. **ORDER OF PRECEDENCE:** The documents referenced below constitute the Contract Documents and are each hereby incorporated herein. In the event of any conflicts or inconsistencies between any of the Contract Documents, the governing order of precedence shall be as follows:
 1. Amendments to Task Order releases under this Master Services Contract.
 2. Task Order releases under this Master Services Contract.
 2. Amendments to this Master Services Contract NO. 460000XXXX
 3. Master Services Contract Number 46XXXXXXXX, General Terms and Conditions.
 4. Exhibit A – Consultant’s Schedule of Rates.

5. Agency's Request for Proposals Number RFQ-18-SS-011
 6. Consultant's Proposal dated XXXXXXXX XX, 2019.
2. SCOPE OF WORK AND SERVICES: The Consultant shall provide all labor, materials, tools, machinery, equipment, and other items and services necessary to properly perform the work (hereinafter referred to as the "Work") as set forth in each individual Task Order agreed to and released under this Master Services Contract, including exhibits and amendments hereto. The Work shall be carried out in accordance with the Contract Documents in a diligent and workman-like manner, utilizing qualified personnel and good and enough materials and equipment. Further, the Consultant shall perform only those work assignments authorized by Task Orders issued in conjunction with this Contract.

Ordering Provisions and Understandings:

Negotiation of Task Orders: Agency and Consultant each reserve and retain the right to negotiate the scope of work, price, and term of any specific Task Order. However, both parties agree that the various proposed labor and expense rates used to develop each Task Order's price will be consistent with those specified within Exhibit A – Schedule of Rates.

Task Order Price: A firm fixed price or not-to-exceed price for each Task Order will be addressed and authorized via the content of each specific Task Order.

Task Order Format: Each Task Order issued under this Master Services Contract will be of similar form to the Example Task Order that is included as RFQ-18-SS-011 Attachment D – Sample Task Order.

Task Order Assignment Method:

- a. As the need for work arises, specific Statements of Work will be forwarded to all Consultants in possession of master services contracts for purposes of competitive proposal formulation. If the Consultant desires to propose for award of the work, the Consultant shall respond no-later-than the specified proposal submittal date/time, (which shall be not less than 5 working days after solicitation issuance) with submittal of a price and technical proposal (if applicable) to perform the requested services. This proposal will be reviewed and, if selected by the Agency, negotiated (if required) to develop mutually-agreed-upon Task Order content and price. Each Task Order will designate a specific scope of work, schedule, firm-fixed or not-to-exceed compensation, and other specifications and terms particular to the Work. Upon agreement and execution by both parties, the Task Order will be released, a written notice-to-proceed order will be issued and the Consultant may then begin performance of the Work provided for under the executed Task Order.

- b. There is neither a maximum nor minimum number of Task Orders that may be issued under this Contract. Further, there is no guarantee that any Task Orders will be released against this Contract. Conversely, multiple Task Orders may be issued requiring work in support of concurrent projects.
 - c. Any Task Order executed during the term of this Contract, and not completed within the term of this Contract, shall nevertheless be completed within the time specified in the Task Order. This Contract shall govern the rights and obligations of the parties with respect to that Task Order to the same extent as if it were being completed within the Contract's term.
 - d. Each Task Order executed hereunder, including any changes to or terminations of such Task Orders, shall be automatically incorporated into this Contract, and therefore shall be subject to the terms and conditions of this Contract.
3. TERM OF CONTRACT AND OPTION: The initial term of this Contract shall extend from the date of the contract execution and terminate on **DATE**, unless agreed to by both parties, reduced to writing, and formally incorporated as an amendment to this Contract. Additionally, at the unilateral discretion and option of the Agency, the Consultant shall agree to allow the Agency to extend this Contract for on an annual basis, up to a total Contract term of four years. In the event the Agency desires to exercise the Contract extension option provided for in this Section, the Agency shall provide written notice to the Consultant, prior to the expiration of the original Contract term. If such option is exercised, the rates established within Exhibit A shall cease to be effective as of the first day of the "option" term.
4. SCHEDULE: The Consultant shall complete the Work specified by each Task Order in accordance with the schedule established within said Task Order. All Work shall be fully finished no later than the date specified in said Task Order, unless terminated sooner or extended as provided for herein.
5. INVOICING, PAYMENT DISCOUNT & PAYMENT: Throughout the term of this Contract, Consultant's invoices issued in conjunction with "time and materials" Task Orders may be submitted on a monthly basis and shall be calculated in accordance with the labor and expense rates specified within Exhibit A – Consultant's Schedule of Rates. Unless a given Task Order establishes its own milestone payment schedule, invoices in conjunction with "firm fixed price" Task Orders shall be submitted upon completion of all Task Order scope requirements as one-time, "lump sum" invoices valued at the total price established for that Task Order.

Agency shall pay the full/approved invoice amount within thirty (30) days following receipt of the invoice. Payment will be withheld for any service which does not meet the requirements of this Contract or the associated Task Order, until such service is revised, the invoice resubmitted and accepted by the Project Manager.

Consultant's invoices shall include reference to "Contract Number 4600000XXX" and the associated Task Order Number. All original invoices shall be submitted to the below-listed address, with a copy of each invoice forwarded concurrently to the Agency's assigned Project Manager for the given task order:

Inland Empire Utilities Agency
Attn: Accounts Payable Department
P.O. Box 9020
Chino Hills, CA 91709

6. COMPENSATION AND CHANGES: As compensation for the Work satisfactorily performed against Task Order releases under this Contract, Agency shall pay Consultant in accordance with Consultant's approved rate schedule, Exhibit A, for time and materials task orders or, alternately, the established lump-sum or fixed price milestones in the case of firm, fixed price Task Orders. Any additional services/costs must be approved in advance by the Agency's Contract Administrator and a subsequent Task Order, or Task Order Change Order, for the additional work must be issued and bi-laterally executed.
7. CONTROL OF THE WORK: Consultant shall perform the Work in compliance with the Task Order-specified Work Schedule. If performance of the Work falls behind schedule, the Consultant shall accelerate the performance of the Work to comply with the Work Schedule as directed by the Project Manager. If the nature of the Work is such that Consultant is unable to accelerate the Work, Consultant shall promptly notify the Project Manager of the delay, the causes of the delay, and submit a proposed revised Work Schedule for consideration by the Project Manager.
8. FITNESS FOR DUTY:
 - A. Fitness: Consultant's personnel on the Jobsite:
 1. Shall report for work in a manner fit to do their job;
 2. Shall not be under the influence of or in possession of any alcoholic beverages or of any controlled substance (except a controlled substance as prescribed by a physician so long as the performance or safety of the Work is not affected thereby); and
 3. Shall not have been convicted of any serious criminal offense which, by its nature, may have a discernible adverse impact on the business or reputation of Agency.
9. INSURANCE: During the term of this Contract, the Consultant shall maintain at Consultant's sole expense, the following insurance.
 - A. Minimum Scope of Insurance: Coverage shall be at least as broad as:

1. General Liability: Insurance Services Office (ISO) Form CG 00 01 covering CGL on an "occurrence" basis, including products and completed operations, property damage, bodily injury and personal & advertising injury with limits no less than \$1,000,000 per occurrence. If a general aggregate limit applies, either the general aggregate limit shall apply separately to this project/location (ISO CG 25 03 or 25 04) or the general aggregate limit shall be twice the required occurrence limit.

2. Automobile Liability: ISO Form Number CA 00 01 covering any auto (Code 1), or if Consultant has no owned autos, covering hired, (Code 8) and non-owned autos (Code 9), with limit no less than \$1,000,000 per accident for bodily injury and property damage.

3. Workers' Compensation and Employers Liability: Workers' compensation limits as required by the State of California, with Statutory Limits, and Employer's Liability Insurance with limit of no less than \$1,000,000 per accident for bodily injury or disease.

4. Professional Liability (Errors and Omissions): Insurance appropriate to the Consultant's profession, with limit no less than \$1,000,000 per occurrence or claim, \$2,000,000 aggregate.

B. Deductibles and Self-Insured Retention: Any deductibles or self-insured retention must be declared to and approved by the Agency. At the option of the Agency, either: the insurer shall reduce or eliminate such deductibles or self-insured retention as respects the Agency, its officers, officials, employees and volunteers; or the Consultant shall procure a bond guaranteeing payment of losses and related investigations, claim administration and defense expenses.

C. Other Insurance Provisions: The policies are to contain, or be endorsed to contain, the following provisions:

1. General Liability and Automobile Liability Coverage

a. Additional Insured Status: The Agency, its officers, officials, employees, and volunteers are to be covered as additional insureds on the CGL policy with respect to liability arising out of work or operations performed by or on behalf of the Consultant including materials, parts or equipment furnished in connection with such work or operations. General liability coverage can be provided in the form of an endorsement to the Consultant's insurance (at least as broad as ISO Form CG 20 10 11 85 or **both** CG 20 10, CG 20 26, CG 20 33, or CG 20 38; **and** CG 20 37 forms if later revisions used).

b. Primary Coverage: The Consultant's insurance coverage shall be primary insurance coverage at least as broad as ISO CG 20 01 04 13 as respects the Agency, its officer, officials, employees and volunteers. Any

insurance or self-insurance maintained by the Agency, its officers, officials, employees, volunteers, property owners or engineers under contract with the Agency shall be excess of the Consultant's insurance and shall not contribute with it.

- c. Any failure to comply with reporting provisions of the policies shall not affect coverage provided to the Agency, its officers, officials, employees or volunteers.
- d. The Consultant's insurance shall apply separately to each insured against whom claim is made or suit is brought, except with respect to the limits of the insurer's liability.
- e. The Consultant may satisfy the limit requirements in a single policy or multiple policies. Any Such additional policies written as excess insurance shall not provide any less coverage than that provided by the first or primary policy.

2. Workers' Compensation and Employers Liability Coverage

Consultant hereby grants to Agency a waiver of any right to subrogation which any insurer of said Consultant may acquire against the Agency by virtue of the payment of any loss under such insurance. Consultant agrees to obtain any endorsement that may be necessary to affect this waiver of subrogation, but this provision applies regardless of whether or not the Agency has received a waiver of subrogation endorsement from the insurer.

3. All Coverages

Each insurance policy required by this contract shall be endorsed to state that coverage shall not be suspended, voided, canceled by either party, reduced in coverage or in limits except after thirty (30) days prior written notice by certified mail, return receipt requested, has been given to the Agency.

D. Acceptability of Insurers: Insurance is to be placed with insurers with a current A.M. Best's rating of no less than A minus: VII, and who are admitted insurers in the State of California.

E. Verification of Coverage: Consultant shall furnish the Agency with original certificates and amendatory endorsements or copies of the applicable policy language effecting coverage required by this clause. All certificates and endorsements are to be received and approved by the Agency before work commences. However, failure to obtain the required documents prior to the work beginning shall not waive the Consultant's obligation to provide them. The Agency reserves the right to require complete, certified

copies of all required insurance policies, including endorsements required by these specifications, at any time.

F. Submittal of Certificates: Consultant shall submit all required certificates and endorsements to the following:

Inland Empire Utilities Agency
Attn: Angela Witte
P.O. Box 9020
Chino Hills, CA 91709

Via Email: AWitte@ieua.org

10. LEGAL RELATIONS AND RESPONSIBILITIES

- A. Professional Responsibility: The Consultant shall be responsible, to the level of competency presently maintained by other practicing professionals performing the same or similar type of work.
- B. Status of Consultant: The Consultant is retained as an independent Consultant only, for the sole purpose of rendering the services described herein and is not an employee of the Agency.
- C. Observing Laws and Ordinances: The Consultant shall keep itself fully informed of all existing and future state and federal laws and all county and city ordinances and regulations which in any manner affect the conduct of any services or tasks performed under this Contract, and of all such orders and decrees of bodies or tribunals having any jurisdiction or authority over the same. The Consultant shall at all times observe and comply with all such existing and future laws, ordinances, regulations, orders and decrees, and shall protect and indemnify, as required herein, the Agency, its officers, employees and agents against any claim or liability arising from or based on the violation of any such law, ordinance, regulation, order or decree, whether by the Consultant or its employees.
- D. Subcontracted Services: Any subcontracts for the performance of any services under this Contract shall be subject to the prior written approval of the Project Manager.
- E. Grant Funded Projects: The Consultant shall be responsible to comply with all grant requirements specified within any Task Order assignments. These may include but shall not be limited to: Davis-Bacon Act, Endangered Species Act, Executive Order 11246 (Affirmative Action Requirements), Equal Opportunity, Competitive Solicitation, Records Retention and Public Access to Records, and Compliance Review. Consultant shall inquire for each Task Order issued if work is grant funded.

- F. Liens: Consultant shall pay all sums of money that become due from any labor, services, materials or equipment furnished to Consultant on account of said services to be rendered or said materials to be furnished under this Contract and that may be secured by any lien against the Agency. Consultant shall fully discharge each such lien at the time performance of the obligation secured matures and becomes due.
- G. Indemnification: Consultant shall indemnify and hold harmless and defend as permitted by law, the Agency, its directors, officers, employees, or authorized volunteers, each of them from and against:
1. Any and all claims, demands, causes of action, damages, costs, expenses, losses or liabilities, in law or in equity, of every kind or nature whatsoever for, but not limited to, injury to or death of any person including Agency and/or Consultant, or any directors, officers, employees, or authorized volunteers of Agency or Consultant, and damages to or destruction of property of any person, including but not limited to, Agency and/or Consultant or their directors, officers, employees, or authorized volunteers, arising out of or in any manner directly or indirectly connected with the work to be performed under this agreement, however caused, except for the sole negligence or willful misconduct or active negligence of the Agency or its directors, officers, employees, or authorized volunteers;
 2. Any and all actions, proceedings, damages, costs, expenses, penalties or liabilities, in law or equity, of every kind or nature whatsoever, arising out of, resulting from, or on account of the violation of any governmental law or regulation, compliance with which is the responsibility of the Consultant;
 3. Any and all losses, expenses, damages (including damages to the work itself), attorneys' fees, and other costs, including all costs of defense, which any of them may incur with respects to the failure, neglect, or refusal of Consultant to faithfully perform the work and all of the Consultant's obligations under the agreement. Such costs, expenses, and damages shall include all costs, including attorneys' fees, incurred by the indemnified parties in any lawsuit to which they are a party.
- H. Conflict of Interest: No official of the Agency who is authorized in such capacity and on behalf of the Agency to negotiate, make, accept or approve, or to take part in negotiating, making, accepting or approving this Contract, or any subcontract relating to services or tasks to be performed pursuant to this Contract, shall become directly or indirectly personally interested in this Contract.
- I. Equal Opportunity: During the performance of this Contract, the Consultant shall not unlawfully discriminate against any employee or employment applicant because of race, color, religion, sex, age, marital status, ancestry, physical or mental disability, sexual orientation, veteran status or national origin.

J. Non-Conforming Work: Consultant represents that the Work and Documentation shall meet the standard of care of Consultant's profession. For a period of not less than one (1) year after acceptance of the completed Work, Consultant shall, at no additional cost to Agency, correct any and all agreed-to errors in the Work or Documentation, regardless of whether any such errors are brought to the attention of Consultant by Agency, or any other person or entity. Consultant shall within three (3) calendar days correct any error that renders the Work or Documentation dysfunctional or unusable and shall correct other errors within thirty (30) calendar days after Consultant's receipt of notice of the error. Upon request of Agency, Consultant shall correct any such error deemed important by Agency in its sole discretion to Agency's continued use of the Work or Documentation within seven (7) calendar days after Consultant's receipt of notice of the error. If the Project Manager rejects all or any part of the Work or Documentation as unacceptable and agreement to correct such Work or Documentation cannot be reached without modification to the Contract, Consultant shall notify the Project Manager, in writing, detailing the dispute and reason for the Consultant's position. Any dispute that cannot be resolved between the Project Manager and Consultant shall be resolved in accordance with the provisions of this Contract.

K. Disputes:

1. All disputes arising out of or in relation to this Contract shall be determined in accordance with this section. The Consultant shall pursue the work to completion in accordance with the instruction of the Agency's Project Manager notwithstanding the existence of dispute. By entering into this Contract, both parties are obligated, and hereby agree, to submit all disputes arising under or relating to the Contract which remain unresolved after the exhaustion of the procedures provided herein, to mediation.
2. Any and all disputes during the pendency of the work shall be subject to resolution by the Agency Project Manager and the Consultant shall comply, pursuant to the Agency Project Manager instructions. If the Consultant is not satisfied with any such resolution by the Agency Project Manager, they may file a written protest with the Agency Project Manager within seven (7) calendar days after receiving written notice of the Agency's decision. Failure by Consultant to file a written protest within seven (7) calendar days shall constitute waiver of protest, and acceptance of the Agency Project Manager's resolution. The Agency's Project Manager shall submit the Consultant's written protests to the General Manager, together with a copy of the Agency Project Manager's written decision, for his or her consideration within seven (7) calendar days after receipt of said protest(s). The General Manager shall make his or her determination with respect to each protest filed with the Agency Project Manager within ten (10) calendar days after

receipt of said protest(s). If Consultant is not satisfied with any such resolution by the General Manager, they may file a written request for mediation with the Project Manager within seven (7) calendar days after receiving written notice of the General Manager's decision.

3. In the event of mediation, the parties hereto agree that there shall be a single neutral Mediator who shall be selected in the following manner:
 - a. The Demand for a Mediator shall include a list of five names of persons acceptable to the Consultant to be appointed as Mediator. The Agency shall determine if any of the names submitted by Consultant are acceptable and, if so, such person will be designated as Mediator.
 - b. If none of the names submitted by Consultant are acceptable to Agency, or if for any reason the Mediator selected in Step (a) is unable to serve, the Agency shall submit to Consultant a list of five names of persons acceptable to Agency for appointment as Mediator. The Consultant shall, in turn, have seven (7) calendar days in which to determine if one such person is acceptable.
4. Joinder in Mediation/Arbitration: The Agency may join the Consultant in mediation or arbitration commenced by an agreement mediator on the Project pursuant to Public Contracts Code Sections 20104 et seq. Such joinder shall be initiated by written notice from the Agency's representative to the Consultant.

11. OWNERSHIP OF MATERIALS AND DOCUMENTS/CONFIDENTIALITY: The Agency retains ownership of any and all partial or complete reports, drawings, plans, notes, computations, lists, and/or other materials, documents, information, or data prepared by the Consultant and/or the Consultant's sub-Consultant(s) pertaining to this Contract. Said materials and documents are confidential and shall be available to the Agency from the moment of their preparation, and the Consultant shall deliver same to the Agency whenever requested to do so by the Project Manager and/or Agency. The Consultant agrees that same shall not be made available to any individual or organization, private or public, without the prior written consent of the Agency. Any reuse of such documents for other than the specific purpose, intended as stated herein, shall be at the sole risk of the user, and without liability or legal exposure to the Consultant.

Notwithstanding any provision to the contrary contained in this Contract, Consultant shall retain sole ownership to its preexisting information including but not limited to computer programs, software, standard details, figures, templates and specifications.

When transferring data in electronic media format, Consultant makes no representation as to long term compatibility, usability, or readability of documents resulting from the use of software application packages, operating systems, or computer hardware differing from those used by Consultant at the beginning of the Project.

Because data stored in electronic media format can deteriorate or be modified inadvertently or otherwise without authorization of the data's creator, the party receiving electronic files agrees that it will perform acceptance tests or procedures within sixty (60) days of receipt, after which the Agency shall have deemed to have accepted the data transferred. Any errors detected within the sixty days will be corrected by the Consultant at no additional cost to the Agency. Consultant shall not be responsible to maintain documents stored in electronic media format after acceptance by the Agency. The original hard copy of the documents containing the professional engineer's seal shall take precedence over the electronic documents.

12. PUBLIC RECORDS POLICY: Information made available to the Agency may be subject to the California Public Records Act (Government Code Section 6250 et seq.) The Agency's use and disclosure of its records are governed by this Act. The Agency shall use its best efforts to notify Consultant of any requests for disclosure of any documents pertaining to Consultant.

In the event of litigation concerning disclosure of information Consultant considers exempt from disclosure; (e.g., Trade Secret, Confidential, or Proprietary) Agency shall act as a stakeholder only, holding the information until otherwise ordered by a court or other legal process. If Agency is required to defend an action arising out of a Public Records Act request for any of the information Consultant has marked "Confidential," "Proprietary," or "Trade Secret," Consultant shall defend and indemnify Agency from all liability, damages, costs, and expenses, including attorneys' fees, in any action or proceeding arising under the Public Records Act.

13. TITLE AND RISK OF LOSS:

- A. Documentation: Title to the Documentation shall pass to Agency when prepared; however, a copy may be retained by Consultant for its records and internal use. Consultant shall retain such Documentation in a controlled access file, and shall not reveal, display or disclose the contents of the Documentation to others without the prior written authorization of Agency or for the performance of Work related to the PROJECT.
- B. Material: Title to all Material, field or research equipment, and laboratory models, procured or fabricated under the Contract shall pass to Agency when procured or fabricated, and such title shall be free and clear of all encumbrances. Consultant shall have risk of loss of any Material or Agency-owned equipment of which it has custody.

C. Disposition: Consultant shall dispose of items to which Agency has title as directed in writing by the Contract Administrator and/or Agency.

14. PROPRIETARY RIGHTS:

A. Rights and Ownership: Agency's rights to inventions, discoveries, trade secrets, patents, copyrights, and other intellectual property, including the Information and Documentation, and revisions thereto (hereinafter collectively referred to as "Proprietary Rights"), used or developed by Consultant in the performance of the Work, shall be governed by the following provisions:

1. Proprietary Rights conceived, developed, or reduced to practice by Consultant in the performance of the Work shall be the property of Agency, and Consultant shall cooperate with all appropriate requests to assign and transfer same to Agency.
2. If Proprietary Rights conceived, developed, or reduced to practice by Consultant prior to the performance of the Work are used in and become integral with the Work or Documentation, or are necessary for Agency to have complete enjoyment of the Work or Documentation, Consultant shall grant to Agency a non-exclusive, irrevocable, royalty-free license, as may be required by Agency for the complete enjoyment of the Work and Documentation, including the right to reproduce, correct, repair, replace, maintain, translate, publish, use, modify, copy or dispose of any or all of the Work and Documentation and grant sublicenses to others with respect to the Work and Documentation.
3. If the Work or Documentation includes the Proprietary Rights of others, Consultant shall procure, at no additional cost to Agency, all necessary licenses regarding such Proprietary Rights so as to allow Agency the complete enjoyment of the Work and Documentation, including the right to reproduce, correct, repair, replace, maintain, translate, publish, use, modify, copy or dispose of any or all of the Work and Documentation and grant sublicenses to others with respect to the Work and Documentation. All such licenses shall be in writing and shall be irrevocable and royalty-free to Agency.

B. No Additional Compensation: Nothing set forth in this Contract shall be deemed to require payment by Agency to Consultant of any compensation specifically for the assignments and assurances required hereby, other than the payment of expenses as may be actually incurred by Consultant in complying with this Contract.

15. **INFRINGEMENT:** Consultant represents and warrants that the Work and Documentation shall be free of any claim of trade secret, trade mark, trade name, copyright, or patent infringement or other violations of any Proprietary Rights of any person.

Consultant shall defend, indemnify and hold harmless, Agency, its officers, directors, agents, employees, successors, assigns, servants, and volunteers free and harmless from any and all liability, damages, losses, claims, demands, actions, causes of action, and costs including reasonable attorney's fees and expenses arising out of any claim that use of the Work or Documentation infringes upon any trade secret, trade mark, trade name, copyright, patent, or other Proprietary Rights.

Consultant shall, at its expense and at Agency's option, refund any amount paid by Agency under the Contract, or exert its best efforts to procure for Agency the right to use the Work and Documentation, to replace or modify the Work and Documentation as approved by Agency so as to obviate any such claim of infringement, or to put up a satisfactory bond to permit Agency's continued use of the Work and Documentation.

16. **NOTICES:** Any notice may be served upon either party by delivering it in person, or by depositing it in a United States Mail deposit box with the postage thereon fully prepaid, and addressed to the party at the address set forth below:

Agency: Warren T. Green
Manager of Contracts and Procurement
Inland Empire Utilities Agency
P.O. Box 9020
Chino Hills, California 91709

Consultant: XXXXXXXXXXXXXXXX
XXXXXXXXXXXXXXXXXX

Any notice given hereunder shall be deemed effective in the case of personal delivery, upon receipt thereof, or, in the case of mailing, at the moment of deposit in the course of transmission with the United States Postal Service.

17. **SUCCESSORS AND ASSIGNS:** All of the terms, conditions and provisions of this Contract shall inure to the benefit of and be binding upon the Agency, the Consultant, and their respective successors and assigns. Notwithstanding the foregoing, no assignment of the duties or benefits of the Consultant under this Contract may be assigned, transferred or otherwise disposed of without the prior written consent of the Agency; and any such purported or attempted assignment, transfer or disposal without the prior written consent of the Agency shall be null, void and of no legal effect whatsoever.
18. **RIGHT TO AUDIT:** The Agency reserves the right to review and/or audit all Consultants' records related to the work assigned by subsequent Task Orders. The option to review

and/or audit may be exercised during the term of the Contract, upon termination, upon completion of the Contract, or at any time thereafter up to twelve (12) months after final payment has been made to Consultant. The Consultant shall make all records and related documentation available within three (3) working days after said records are requested by the Agency.

19. INTEGRATION: The Contract Documents represent the entire agreement of the Agency and the Consultant as to those matters contained herein. No prior oral or written understanding shall be of any force or effect with respect to those matters covered by the Contract Documents. This Contract may not be modified, altered or amended except by written agreement by the Agency and the Consultant.
20. GOVERNING LAW: This Agreement is to be governed by and constructed in accordance with the laws of the State of California.
21. TERMINATION FOR CONVENIENCE: The Agency reserves and has the right to immediately suspend, cancel or terminate this Agreement at any time upon written notice to the Consultant. In the event of such termination, the Agency shall pay Consultant for all authorized and Consultant-invoiced services up to the date of such termination.
22. FORCE MAJEURE: Neither party shall hold the other responsible for the effects of acts occurring beyond their control; e.g., war, riots, strikes, natural disasters, etc.
23. CHANGES: The Agency may, at any time, make changes to a given Task Order's Scope of Work, including additions, reductions, and changes to any or all of the Work, as directed in writing via a Task Order Change Order issued by the Agency and executed by both Parties. The Task Order Change Order will, if warranted, convey any associated change to the established Task Order price and/or performance schedule.
24. NOTICE TO PROCEED: No services shall be performed or furnished under this Master Services Contract unless and until an associated Task Order has bi-laterally executed and issued to the Consultant.

[Signature Page to Follow]

IN WITNESS WHEREOF, the parties hereto have caused this Contract to be entered as of the day and year written above.

INLAND EMPIRE UTILITIES AGENCY:

XXXXXXXXXXXXXXXXXXXXX:

Kirby Brill (Date)
General Manager

XXXXXXXXXXXXX (Date)

EXHIBIT A
CONSULTANT'S
SCHEDULE OF RATES

ATTACHMENT C SAMPLE CONSULTANT SERVICE INVOICE



INLAND EMPIRE UTILITIES AGENCY
CONSULTING SERVICES INVOICE

Consultant:	Pay Estimate No.:	Contract Date:	Invoice Date:
Address:	Contract No.:	IEUA Project Manager:	This Period: From: To:
Contract Name:			Invoice No. / Consult Ref No.:

ORIGINAL CONTRACT:

PO No.	SAP Line Item No.	WBS Element No.	Item Description	Original Contract Value	Total This Period		Total to Date		Progress to Date	Remaining Contract Value
				Amount (\$)	% Complete	Amount (\$)	% Complete	Amount (\$)	% Complete	Amount (\$)
				\$0.00	0%	\$0.00	#DIV/0!	\$0.00	#DIV/0!	\$0.00
				\$0.00	0%	\$0.00	#DIV/0!	\$0.00	#DIV/0!	\$0.00
				\$0.00	0%	\$0.00	#DIV/0!	\$0.00	#DIV/0!	\$0.00
Subtotal Original Contract:				\$0.00		\$0.00		\$0.00		\$0.00

CONTRACT AMENDMENTS:

PO No.	SAP Line Item No.	WBS Element No.	Amendment Description	Amended Contract Value	Total This Period		Total to Date		Progress to Date	Remaining Contract Value
				Amount (\$)	% Complete	Amount (\$)	% Complete	Amount (\$)	% Complete	Amount (\$)
						\$0.00	0%	\$0.00	0%	\$0.00
						\$0.00	0%	\$0.00	0%	\$0.00
						\$0.00	0%	\$0.00	0%	\$0.00
						\$0.00	0%	\$0.00	0%	\$0.00
Subtotal Contract Amendments:				\$0.00		\$0.00		\$0.00		\$0.00
Total Contract with Amendments:				\$0.00		\$0.00		\$0.00		\$0.00

PAYMENT SUMMARY FOR THIS PERIOD:

	From:	
	To:	
Amount Earned Original Contract	\$0.00	
Amount Earned Amendments	\$0.00	
Back Charges	\$0.00	
Amount Due This Period	\$0.00	

PRIOR PAYMENT SUMMARY:

	From:	
	To:	
Amount Earned Original Contract	\$0.00	
Amount Earned Amendments	\$0.00	
Back Charges	\$0.00	
Prior Payments	\$0.00	

TOTAL PAYMENT SUMMARY:

	Total Contract	
Total Original Contract	\$0.00	
Total Contract Amendments	\$0.00	
Total Adjusted Contract	\$0.00	
Total Payments to Date	\$0.00	
Back Charges	\$0.00	
Payment this period	\$0.00	
Balance of Contract	\$0.00	

CONTRACT SCHEDULE SUMMARY:

Contract Start Date: _____
 Contract Duration: _____
 Contract Completion Date: 1/01/2000
 Authorized Time Extension: 0
 Revised Completion Date: 1/01/2000

PROJECT COMPLETION SUMMARY:

Contract Time Expired: #DIV/0!
 Contract Work Complete: #DIV/0!

Consultant Approval:

Title: _____ Signature: _____ Date: _____

Inland Empire Utilities Agency Approvals:

Project Engineer: _____ Date: _____ Assistant Gen. Mgr: _____ Date: _____
 Supervising Engineer: _____ Date: _____ General Manager: _____ Date: _____
 Department Manager: _____ Date: _____

**ATTACHMENT D
SAMPLE TASK ORDER**

Date: XXXXXXXXXXXX

Task Order Number: XXX

Consultant: XXXXXXXXXXXX

Contract Number: XXXXXXXX

Project / Task Description: XXXXXXXXXXXXXXXXXXXXXXXX

I. RECITALS

This Task Order is issued for the procurement of services needed in conjunction with Agency Project No. XXXXXXXX .

Agency and the Consultant previously entered into Contract No. XXXXXXXX. Except as otherwise specified herein, the terms and conditions of that Agreement are incorporated into this Task Order via this reference.

II. TASK ORDER AGREEMENTS

1. **SCOPE OF WORK:** The Consultant shall furnish the qualified personnel, equipment, materials, and supplies necessary to perform the work described in the attached Statement of Work.
2. **PERIOD OF PERFORMANCE:** XXXXXX through XXXXXX.
3. **COMPENSATION:** Authorized total payments to the Consultant for performance of this time and materials Task Order shall not-to-exceed \$ XXXXXX ... *(or for firm, fixed price Task Orders)* ... shall sum to a firm fixed price of \$ XXXXXXXX.
4. **ASSIGNED PERSONNEL:** The below-listed named personnel are assigned to direct the performance of this Task Order on behalf of the respective Parties.

Agency Project Manager Assignment: All technical direction related to this Task Order shall come from the designated Project Manager. Details of the Agency's assignment are listed below:

Project Manager: XXXXXXXXXXXXX
Address: 6075 Kimball Ave, Bldg. X
Chino, California 91710
Telephone: (909) 993-XXXX

Facsimile: (909) XXXXXXX

Email: XXXXXXXX@ieua.org

Consultant Project Manager Assignment: Special inquiries related to this Agreement and the effects of this Agreement shall be referred to the following:

Consultant: XXXXXXXXXXXXXXXX
Project Manager: XXXXXXXXXXXXXXXX
Address: XXXXXXXXXXXXXXXX
XXXXXXXXXXXXXXXXXX

Telephone: XXXXXXXXXXXXXXXX
Facsimile: XXXXXXXXXXXXXXXX
Email: XXXXXXXXXXXXXXXX

- 5. Task Order Modifications: No communication, either written or oral, by other than written and bi-laterally executed change order shall be effective to modify or otherwise affect the provisions of this Task Order.

III. SIGNATURES

Inland Empire Utilities Agency:

XXXXXXXXXXXXXXXXXXXX:

Manager of Contracts & Procurement

Date: _____

Date: _____

**ATTACHMENT E
CONSULTANT'S
PROPOSAL
and
REQUIRED FORMS**

CONSULTANTS PROPOSAL HERE

- Letter of Introduction
- Methodology (20 or fewer pages)
- Project Management Approach
- Number of Current Contracts
- Attachments (Required Forms Which Follow)

EXCEPTION FORM

Should your firm take exception to **ANY** of the terms and conditions or other contents provided in the Request for Proposals, submit the following form with your Proposal. If no exception(s) are taken, enter "NONE" for the first item. Make additional copies of this form if necessary.

Page Number: _____ Section Title: _____

Paragraph Number: _____ Exception Taken: _____

Page Number: _____ Section Title: _____

Paragraph Number: _____ Exception Taken: _____

Page Number: _____ Section Title: _____

Paragraph Number: _____ Exception Taken: _____

WORKERS' COMPENSATION CERTIFICATE

The Consultant shall execute this form to acknowledge and comply with the requirements of California Labor Code, Sections 1860 and 1861:

I am aware of the provisions of Section 3700 of the California Labor Code which require every employer to be insured against liability for workers' compensation or to undertake self-insurance in accordance with the provisions of that code, and on behalf of my Consultant, I will comply with such provisions before commencing the performance of the work of any contract entered into.

Signature

Company Name

Printed Name

Business License Number

Title

Date

CONSULTANT IDENTIFICATION

1. Legal name of Consultant: _____

2. Street Address: _____

3. Mailing Address: _____

4. Business Telephone: _____

5. Facsimile Telephone: _____

6. Email Address: _____

7. Type of Business:

California Corporation

Corporation organized under the laws of the State of _____, with head offices located at _____, and offices in California at _____.

Limited Liability Company

List name of managing member(s):

Sole Proprietorship _____ proprietor.

Partnership

Limited Liability Partnership

List names of general partners; state which partner or partners are managing partner(s)

Other (attach Addendum with explanatory details)

8. Business License number issued by the City where the Consultant's principal place of business is located.

Number: _____ Issuing City: _____

9. Federal Tax Identification Number: _____

10. Offeror's Project Manager: _____

11. Project Manager's E-mail Address: _____

12. Project Manager's Cell Phone No. : _____

13. References: List at least three (3) references for whom you provide a similar service:

Company Name & Address	Contact Person Name & Title	Phone Number, include Area Code	Services Provided

NON-COLLUSION AFFIDAVIT

State of California)
) ss.
County of _____)

_____, being first duly sworn, deposes and says

that he or she is _____, of _____ ("Bidder") the party making the foregoing Proposal that the Proposal is not made in the interest of, or on behalf of, any undisclosed person, partnership, company, association, organization, or corporation; that the Proposal is genuine and not collusive or sham; that the Bidder has not directly or indirectly solicited any other Bidder to put in a false or sham Proposal, and has not directly or indirectly colluded, conspired, connived, or agreed with any Bidder or anyone else to put in a sham Proposal, or that anyone shall refrain from bidding; that the Bidder has not in any manner, directly or indirectly, sought by agreement, communication, or conference with anyone to fix the Proposal fee or the Bidder or any other Bidder, or to fix any overhead, profit, or cost element of the Proposal fee, or of that of any other Bidder, or to secure any advantage against the public body awarding the Contract of anyone interested in the proposed Contract; that all statements contained in the Proposal are true; and, further, that the Bidder has not, directly or indirectly, submitted his or her Proposal fee or any breakdown thereof, or the contents thereof, or divulged information or data relative thereto, or paid, and will not pay, any fee to any corporation, partnership, company association, organization, Proposal depository, or to any member or agent thereof to effectuate a collusive or sham Proposal.

Signature

Company Name

Printed Name

Consultant License Number

Title

Date

SCHEDULE OF PROPOSED LABOR

and

EQUIPMENT CATEGORIES and FULLY BURDENED RATES

See Attachment A or use Consultant Forms here.

OFFEROR'S STATEMENT OF QUALIFICATIONS
and
OFFER'S PERTINENT RESUME'S HERE

CERTIFICATES of INSHURANCE HERE

Please review Attachment B for insurance requirements. Please place Copy's here. Original endorsement of Insurance will be required upon Contract Award.

FORM W-9

Consultant to Place a copy of his W-9 Form here.

ATTACHMENT F AUTOCAD SPECIFICATIONS

The following are the Computer Aided Design and Drafting (CADD) Specifications for Inland Empire Utilities Agency (IEUA). These specifications supply the basic information your firm will need to prepare construction documents for this project, should you be awarded the project. If you are working on a portion of a project with IEUA, more precise specifications will be provided that will allow your firm to match the drawing format that has been chosen for the project.

The Engineering Department of IEUA currently utilizes AutoCAD Civil 3D 2018. All construction documents (as well as CDROM copies) submitted to IEUA shall be in AutoCAD Release 2010 or later, native "DWG" format with all associated reference drawings. Model files are always drawn Full Scale, that is one-inch equals one inch and one-foot equals one foot. Civil plans are to use "decimal" units and Architectural plans are to use Architectural units. Model plans are always drawn so that the information contained in the file is in its proper coordinate system in the Design Plane. This position is defined by X and Y coordinate values and must be NAD83, California State Plane, Zone 5 with units in feet for District Facilities in San Bernardino and Los Angeles Counties, and NAD83, California State Plane, Zone 6 with units in feet for District Facilities in Orange and Riverside Counties. The District's standard datum is the NAVD88, (North American Vertical Datum 88). For the plan view only, each facility should have its own layer (i.e., pipeline, manhole, valves, CTS, etc., and should all be on separate layers). Paper-space should be used for the plot sheets.

At all locations where there are angle changes, there should be northing and easting identifiers. Pipeline curves should show clear curve data which includes the BC, EC, and curve geometry. For work within the plants, the X and Y coordinate values should be based on the plant grid as found in the Facility Atlas plant grid layers.

Project Submittal: Final Drawings, Conformed Drawings, and As-Built Drawings shall be in 22" x 34" combined PDF set.

The final CADD files should be delivered after the As-Built is completed. CADD files format should be readable and comply with the Agency's CAD Manual.

Before files are placed on any specific delivery media the following procedures must be performed:

- Remove all extraneous graphics outside of the border area that is not part of the design.
- Make sure all reference (external reference) files are attached with the appropriate project name.
- Compress or purge all files using the appropriate utility.
- Include all standard sheets (i.e. abbreviations sheets, standard symbol sheets, etc.) necessary for a completed project drawing set.

For assistance or more detailed specifications and information contact the IEUA Project Manager.

**CONSENT
CALENDAR
ITEM**

2G



Date: April 17, 2019

To: The Honorable Board of Directors

From: Shivaji Deshmukh, General Manager SSO

Committee: Engineering, Operations & Water Resources

04/10/19

Executive Contact: Randy Lee, Executive Manager of Operations/AGM

Subject: Contract Award for Hickory and Banana Basins Infiltration Restoration

Executive Summary:

The Hickory and Banana Basins in the city of Fontana has experienced diminished infiltration rates since last restored in 2017. The basins are used to recharge storm water, recycled water, and imported water. Their infiltration rates have fallen from 0.7 foot per day when full to less than 0.1 feet per day. The basins will be worked on together due to their close proximity. A request for proposals was prepared to conduct earthwork services to restore their basin infiltration rates. A job walk was held on March 13, 2019. On March 21, 2019, bids were received from eight firms. The bid results were:

JCE Equipment	\$141,741	Chino Grading	\$305,260
Jeremy Harris Construction	\$144,896	Genesis Construction	\$320,750
Aloha Construction	\$269,120	DBR General Engineering	\$322,964
TNT Blanchard	\$278,764	Elite Earthworks	\$337,950

Staff's Recommendation:

1. Approve Contract No. 4600002712 to JCE Equipment for the Hickory and Banana Basins Infiltration Restoration Services for a not-to-exceed amount of \$141,741; and
2. Authorize the General Manager to execute the contract.

Budget Impact Budgeted (Y/N): Y Amendment (Y/N): N Amount for Requested Approval: \$ 141,741

Account/Project Name:

IEUA and Chino Basin Watermaster will cost share using its approved pro rata cost sharing methodology.

Fiscal Impact (explain if not budgeted):

Prior Board Action:

None

Environmental Determination:

Not Applicable

Earthwork services will comply with the State of California Department of Fish and Game, Notification No. 1600-2009-0072-R6 Revision 2, dated February 15, 2010, Long Term Routine Maintenance Streambed Alteration Agreement for Existing Facilities.

Business Goal:

This contract award supports the Agency's business goal of Water Reliability to develop and implement an integrated water resource management plan.

Attachments:

Attachment 1 - Contract No. 4600002712 to JCE Equipment

Attachment 1



**CONTRACT NUMBER 4600002712
FOR
INFILTRATION RESTORATION (EARTHWORK) SERVICES
AT
BANANA BASIN AND HICKORY BASIN**

THIS CONTRACT (the "Contract"), is made and entered into this _____ day of _____, 2019, by and between the Inland Empire Utilities Agency, a Municipal Water District, organized and existing in the County of San Bernardino under and by virtue of the laws of the State of California (hereinafter referred to as "Agency" or "IEUA"), and JCE Equipment, Inc., of Upland, California (hereinafter referred to as "Contractor"), for the provision of earthwork services within Banana Basin and Hickory Basin, both located in Fontana, California.

NOW, THEREFORE, in consideration of the mutual promises and obligations set forth herein, the parties agree as follows:

1. **AGENCY PROJECT MANAGER ASSIGNMENT:** All technical direction related to this Contract shall come from the designated Project Manager. Details of the Agency's assignment are listed below.

Project Manager: Garrett Bell
Company Name: Inland Empire Utilities Agency
Address: 6075 Kimball Avenue, Building "B"
Chino, CA 91708
Telephone: 909-993-1600, extension 1531
Facsimile: 909-993-1987
Email: gbell@ieua.org
Cell: 909-342-4102

2. **CONTRACTOR ASSIGNMENT:** Special inquiries related to this Contract and the effects of this Contract shall be referred to the following:

Contractor: Roger Hauptman, President
Company Name: JCE Equipment, Inc.
Address: 2064 Rita Court
Upland, CA 91784
Telephone: 909-957-8812
Facsimile: 909-266-0649
Email: jceequip@gmail.com
Cell: 909-921-6367

3. ORDER OF PRECEDENCE: The documents referenced below represent the Contract Documents. Where any conflicts exist between the General Terms and Conditions the governing order of precedence shall be as follows:
1. Amendments to Contract Number 4600002712.
 2. Contract Number 4600002712 General Terms and Conditions.
 3. Agency Request for Proposal Number RFP-HD-19-002.
 4. Contractor's Proposal dated March 21, 2019.
4. SCOPE OF WORK AND SERVICES: Contractor services and responsibilities shall include and be in accordance with the following:
- A. The Scope of Work for this contract shall include:
1. All of the work and services detailed in RFP-HD-19-002 (hereinafter referred to as "Work"), incorporated herein and made a part hereof by this reference, see Exhibit A.
 2. All of the work, services, and rates detailed in the Contractor's proposal dated March 21, 2019, incorporated herein and made a part hereof by this reference, see Exhibit B.
 3. The actual work and services shall be made up of multiple tasks:
 - a. Mobilization of equipment (to the site) prior to the beginning of the Work and demobilization of all equipment from the site upon completion of the Work, as approved by the Project Manager.
 - b. Side-Slope Restoration (cutting or back-dragging the silt material (several inches thick) that has been deposited on the Basin's side-slopes, leaving the side-slope surfaces track-walked.
 - c. Basin floor cleaning will focus on cutting or skimming silt material from the floor of the basin (and the sides and tops of the internal berms), collecting the silt material, and moving it to a windrow (stockpile) for volume estimation. Additionally, the silt material from the rip-rap area will be moved to the windrow area for volume estimation. All silt material will then be loaded on to trucks and transported off the site.
 - d. Once all of the silt material has been removed from the Banana and Hickory Basins, the final Task will be ripping the floors of the basins and creating a smooth basin floor with a functional slope/grade to the basin's outlet structure.
- B. Contractor shall provide Agency with a Schedule of Work and Services, documenting the anticipated completion of the Work within the time-frame set forth in Section 5, below. The Schedule of Work and Services will be prepared and submitted, to the Project Manager, for review and approval.

C. Method of Inspection:

1. Work performed under this Contract may be required to undergo daily and weekly inspections.
2. The Project Manager will be responsible for performance of the inspections.
3. If Contractor fails an inspection, the Project Manager will be responsible for providing a written notice to the Contractor explaining the error and a determination of the urgency for the correction of the error (herein referred to as a "Cure Notice").

D. Cure Procedure:

1. For a Cure Notice deemed by the Agency to be **urgent**, Contractor shall correct any error of the Work within three (3) calendar days after Contractor's receipt of a Cure Notice, as directed by the Project Manager.
2. For a Cure Notice deemed by the Agency to be **important**, Contractor shall correct any error of the Work within seven (7) calendar days after Contractor's receipt of a Cure Notice, as directed by the Project Manager.
3. If the Project Manager rejects all, or any part of, the Work as unacceptable and agreement to correct such Work cannot be reached without modification to the Contract, Contractor shall notify the Project Manager, in writing, detailing the dispute and the reason(s) for the Contractor's position. Any dispute that cannot be resolved between the Project Manager and Contractor shall be resolved in accordance with the provisions of this Contract.

E. The Agency may, at any time, make changes to this Contract's Scope of Work; including additions, reductions, and other alterations to any or all of the Work. However, such changes shall only be made via written amendment to this Contract. The Contract compensation and Schedule of Work and Services shall be equitably adjusted, if required, to account for such changes and shall be set forth within the mutually approved Contract Amendment.

5. **TERM**: The term of this Contract shall extend from the date of the Notice to Proceed, and terminate upon completion of the Work, or June 30, 2019, whichever occurs first, unless agreed upon by both parties, reduced to writing, and amended to this Contract.

6. **PAYMENT, INVOICING, AND COMPENSATION**:

A. The Contractor may submit an invoice not more than once per month during the term of this Contract to the Agency's Accounts Payable Department.

Agency shall pay Contractor's properly executed invoice, approved by the Project Manager, within thirty (30) days following receipt of the invoice.

- B. As compensation for the Work performed under this Contract, Agency shall pay Contractor's lump sum invoice, for a total contract price NOT-TO-EXCEED **\$141,741** for all services satisfactorily provided during the term of this Contract.
- C. Additionally, to qualify for payment, the Contractor shall prominently display, on the first page of the invoice, both:
 - 1. The Contract Number – 4600002712, and;
 - 2. The Contract Release Purchase Order Number – 45000_____

If Contractor submits an invoice by email, such invoice shall be submitted as follows:

APGroup@ieua.org
Scan the invoice as a PDF file.
Attach the scanned file to an email.

If Contractor submits invoice by mail, such invoice shall be submitted as follows:

Inland Empire Utilities Agency
Re: Contract Number: 4600002712
P.O. Box 9020
Chino Hills, CA 91709

- D. Concurrent with the submittal of the original invoice to the Agency's Accounts Payable Department, the Contractor shall forward (mail, fax, or email) a copy of the invoice to the designated Project Manager, identified in Section 1, on Page 1 of this Contract.
- E. No Additional Compensation: Nothing set forth in this Contract shall be interpreted to require payment by Agency to Contractor of any compensation specifically for the assignments and assurances required by the Contract, other than the payment of expenses as may be actually incurred by Contractor in complying with this Contract, as approved by the Project Manager.
- F. Contractor may request taking advantage of the Agency's practice of offering an expedited payment protocol to a Contractor who has proposed accepting an invoice amount reduction in exchange for early payment; (CONTRACTOR) has proposed, and the Agency has accepted, applying a (1%, 2%, or 5%) discount (invoice amount reduction) to monthly invoices in exchange for payment of all invoices within (20, 15, or 10) days, respectively, of the date the invoice is received at the Agency's APGroup@ieua.org email address.

7. CONTROL OF THE WORK: The Contractor shall perform the Work in compliance with the Schedule of Work and Services. If performance of the Work falls behind schedule, the Contractor shall accelerate the performance of the Work to comply with the Schedule of Work and Services as directed by the Project Manager. If the nature of the Work is such that Contractor is unable to accelerate the Work, Contractor shall promptly notify the Project Manager of the delay, the causes of the delay, and submit a proposed revised Schedule of Work and Services.
8. INSURANCE: During the term of this Contract, the Contractor shall maintain, at Contractor's sole expense, the following insurance.
- A. Minimum Scope of Insurance: Coverage shall be at least as broad as:
1. Commercial General Liability ("CGL"): Insurance Services Office ("ISO") Form CG 00 01 covering CGL on an "occurrence" basis, including products and completed operations, property damage, bodily injury and personal & advertising injury with limits no less than \$1,000,000 per occurrence. If a general aggregate limit applies, either the general aggregate limit shall apply separately to this project/location (ISO CG 25 03 or 25 04) or the general aggregate limit shall be twice the required occurrence limit.
 2. Automobile Liability: ISO Form Number CA 00 01 covering any auto (Code 1), or if Contractor has no owned autos, covering hired, (Code 8) and non-owned autos (Code 9), with limit no less than \$1,000,000 per accident for bodily injury and property damage.
 3. Workers' Compensation and Employers Liability: Workers' compensation limits as required by the State of California, with Statutory Limits, and Employer's Liability Insurance with limit of no less than \$1,000,000 per accident for bodily injury or disease.
 4. Payment Bond and Performance Bond: Shall be in a sum equal to the contract price. If the Performance Bond provides for a one-year warranty a separate Maintenance Bond is not necessary. Bonds shall be duly executed by a responsible corporate surety, authorized to issue such bonds in the State of California and secured through an authorized agent with an office in California.
- B. Deductibles and Self-Insured Retention: Any deductibles or self-insured retention must be declared to and approved by the Agency. At the option of the Agency, either: the insurer shall reduce or eliminate such deductibles or self-insured retention as respects the Agency, its officers, officials, employees and volunteers; or the Contractor shall procure a bond guaranteeing payment of losses and related investigations, claim administration and defense expenses.

C. Other Insurance Provisions: The insurance policies are to contain, or be endorsed to contain, the following provisions:

1. Commercial General Liability and Automobile Liability Coverage

- a. Additional Insured Status: The Agency, its officers, officials, employees, and volunteers are to be covered as additional insureds on the CGL policy with respect to liability arising out of work or operations performed by or on behalf of the Contractor including materials, parts or equipment supplied in connection with such work or operations. General liability coverage can be provided in the form of an endorsement to the Contractor's insurance (at least as broad as ISO Form CG 20 10 11 85; or **by either** CG 20 10, CG 20 26, CG 20 33, or CG 20 38 **and** CG 20 37 forms if later revisions are used).
- b. Primary Coverage: The Contractor's insurance coverage shall be primary insurance coverage at least as broad as ISO CG 20 01 04 13 as respects the Agency, its officer, officials, employees and volunteers. Any insurance or self-insurance maintained by the Agency, its officers, officials, employees, volunteers, property owners or engineers under contract with the Agency shall be excess of the Contractor's insurance and shall not contribute with it.
- c. Any failure to comply with reporting provisions of the policies shall not affect coverage provided to the Agency, its officers, officials, employees or volunteers.
- d. The Contractor's insurance shall apply separately to each insured against whom claim is made or suit is brought, except with respect to the limits of the insurer's liability.
- e. The Contractor may satisfy the limit requirements in a single policy or multiple policies. Any additional policies written as excess insurance shall not provide any less coverage than that provided by the first or primary policy.

2. Workers' Compensation and Employers Liability Coverage

Contractor hereby grants to Agency a waiver of any right to subrogation which any insurer of the Contractor may acquire against the Agency by virtue of the payment of any loss under such insurance. Contractor agrees to obtain any endorsement that may be necessary to affect this waiver of subrogation, but this provision applies regardless of whether or not the Agency has received a waiver of subrogation endorsement from the insurer.

3. All Coverages

Each insurance policy required by this Contract shall be endorsed to state that coverage shall not be suspended, voided, canceled by either party, or reduced in coverage or in limits except after thirty (30) days prior written notice by certified mail, return receipt requested, has been given to the Agency pursuant to Section 14, page 12 of this Contract.

- D. Acceptability of Insurers: Insurance is to be placed with insurers with a current A.M. Best's rating of no less than A minus:VII, and who are admitted insurers in the State of California.
- E. Verification of Coverage: Contractor shall provide the Agency with original certificates and amendatory endorsements or copies of the applicable policy language effecting coverage required by this clause. All certificates and endorsements are to be received and approved by the Agency before work commences. However, failure to obtain the required documents prior to the work beginning shall not waive the Contractor's obligation to provide them. The Agency reserves the right to require complete, certified copies of all required insurance policies, including endorsements required by these specifications, at any time.
- F. Submittal of Certificates: Contractor shall submit all required certificates and endorsements to the following:

Inland Empire Utilities Agency
Attn: Angela Witte
P.O. Box 9020
Chino Hills, CA 91709

9. FITNESS FOR DUTY:

- A. Fitness: Contractor and its Subcontractor personnel on the Jobsite:
1. Shall report to work in a manner fit to do their job;
 2. Shall not be under the influence of or in possession of any alcoholic beverages or of any controlled substance (except a controlled substance as prescribed by a physician so long as the performance or safety of the Work is not affected thereby); and
 3. Shall not have been convicted of any serious criminal offense which, by its nature, may have a discernible adverse impact on the business or reputation of the Agency.

- B. Compliance: Contractor shall advise all personnel and associated third parties of the requirements of this Contract ("Fitness for Duty Requirements") before they enter on the Jobsite and shall immediately remove from the Jobsite any employee determined to be in violation of these requirements. Contractor shall impose these requirements on its Subcontractors. Agency may cancel the Contract if Contractor violates these Fitness for Duty Requirements.

10. LEGAL RELATIONS AND RESPONSIBILITIES:

- A. Professional Responsibility: The Contractor shall be responsible, to the level of competency presently maintained by other practicing professionals performing the same or similar type of work.
- B. Status of Contractor: The Contractor is retained as an independent Contractor only, for the sole purpose of providing the services described herein, and is not an employee of the Agency.
- C. Observing Laws and Ordinances: The Contractor shall keep itself fully informed of all existing and future state and federal laws and all county and city ordinances and regulations which in any manner affect the conduct of any services or tasks performed under this Contract, and of all such orders and decrees of bodies or tribunals having any jurisdiction or authority over the same. The Contractor shall at all times observe and comply with all such existing and future laws, ordinances, regulations, orders and decrees, and shall protect and indemnify, as required herein, the Agency, its officers, employees and agents against any claim or liability arising from or based on the violation of any such law, ordinance, regulation, order or decree, whether by the Contractor, its employees, or subcontractors.
- D. Subcontract Services: Any subcontracts for the performance of any services under this Contract shall be subject to the written approval of the Project Manager and shall comply with State of California, Department of Industrial Relations, SB 854 requirements.
- E. Hours of Labor: The Contractor shall comply with all applicable provisions of California Labor Code Sections 1810 to 1815 relating to working hours. The Contractor shall, as a penalty to the Agency, forfeit \$25.00 for each worker employed in the completion of the Contract by the Contractor or by any subcontractor for each calendar day during which such worker is required or permitted to work more than eight hours in any one calendar day and forty (40) hours in any one calendar week in violation of the provisions of the Labor Code.
- F. Travel and Subsistence Pay: The Contractor shall make payment to each worker for travel and subsistence payments which are needed to complete the work and/or service, as such travel and subsistence payments are defined in an applicable collective bargaining agreements with the worker.

- G. Liens: Contractor shall pay all sums of money that become due from any labor, services, materials or equipment provided to Contractor on account of said services to be rendered or said materials to be provided under this Contract and that may be secured by any lien against the Agency. Contractor shall fully discharge each such lien at the time performance of the obligation secured matures and becomes due.
- H. Indemnification: Contractor shall indemnify the Agency, its directors, employees, and assigns, and shall defend and hold them harmless from all liabilities, demands, actions, claims, losses and expenses, including reasonable attorneys' fees, which arise out of, or are related to, the negligence, recklessness or willful misconduct of the Contractor, its directors, employees, agents, and assigns, in the performance of work under this contract.
- I. Conflict of Interest: No official of the Agency, who is authorized in such capacity and on behalf of the Agency to negotiate, make, accept or approve, or to take part in negotiating, making, accepting or approving this Contract, or any subcontract relating to services or tasks to be performed pursuant to this Contract, shall become directly or indirectly personally interested in this Contract.
- J. Equal Opportunity: During the performance of this Contract, the Contractor shall not unlawfully discriminate against any employee or employment applicant because of race, color, religion, sex, age, marital status, ancestry, physical or mental disability, sexual orientation, veteran status or national origin. The Agency is committed to creating and maintaining an environment free from harassment and discrimination.
- K. Disputes:
1. All disputes arising out of or in relation to this Contract shall be resolved in accordance with this section. The Contractor shall pursue the work to completion in accordance with the instruction of the Agency's Project Manager notwithstanding the existence of a dispute. By entering into this Contract, both parties are obligated, and hereby agree, to submit all disputes arising under or relating to the Contract which remain unresolved after the exhaustion of the procedures provided herein, to independent arbitration. Except as otherwise provided herein, arbitration shall be conducted under California Code of Civil Procedure Sections 1280, et seq., or their successor.
 2. Any and all disputes prior to the work starting shall be subject to resolution by the Agency's Project Manager; and the Contractor shall comply, with the Agency Project Manager instructions. If the Contractor is not satisfied with the resolution directed by the Agency Project Manager, they may file a written protest with the Agency Project Manager within seven (7) calendar days after receiving

written directive of the Project Manager's decision. Failure by Contractor to file a written protest within seven (7) calendar days shall constitute waiver of protest, and acceptance of the Project Manager's resolution. The Project Manager shall submit the Contractor's written protests to the General Manager, together with a copy of the Project Manager's written decision, for his or her consideration within seven (7) calendar days after receipt of the protest-related documents. The General Manager shall make his or her determination with respect to each protest filed with the Project Manager within ten (10) calendar days after receipt of the protest-related documents. If Contractor is not satisfied with any such resolution by the General Manager, they may file a written request for arbitration with the Project Manager within seven (7) calendar days after receiving written notice of the General Manager's decision.

3. In the event of arbitration, the parties to this contract agree that there shall be a single neutral Arbitrator who shall be selected in the following manner:
 - a. The Demand for Arbitration shall include a list of five names of persons acceptable to the Contractor to be appointed as Arbitrator. The Agency shall determine if any of the names submitted by Contractor are acceptable and, if so, such person will be designated as Arbitrator.
 - b. In the event that none of the names submitted by Contractor are acceptable to Agency, or if for any reason the Arbitrator selected in Step (a) is unable to serve, the Agency shall submit to Contractor a list of five names of persons acceptable to Agency for appointment as Arbitrator. The Contractor shall, in turn, have seven (7) calendar days in which to determine if one such person is acceptable.
 - c. If after Steps (a) and (b), the parties are unable to mutually agree upon a neutral Arbitrator, the matter of selection of an Arbitrator shall be submitted to the San Bernardino County Superior Court pursuant to Code of Civil Procedure Section 1281.6, or its successor. The costs of arbitration, including but not limited to reasonable attorneys' fees, shall be recoverable by the party prevailing in the arbitration. If this arbitration is appealed to a court pursuant to the procedure under California Code of Civil Procedure Section 1294, et seq., or their successor, the costs of arbitration shall also include court costs associated with such appeals, including but not limited to reasonable attorneys' fees which shall be recoverable by the prevailing party.

4. **Association in Mediation/Arbitration:** The Agency may join the Contractor in mediation or arbitration commenced by a contractor on the Project pursuant to Public Contracts Code Sections 20104 et seq. Such association shall be initiated by written notice from the Agency's representative to the Contractor.
- L. **Workers' Legal Status:** For performance against this Contract, Contractor shall only utilize employees and/or subcontractors that are authorized to work in the United States pursuant to the Immigration Reform and Control Act of 1986.
- M. **Prevailing Wage Requirements:** Pursuant to Section 1770 and following, of the California Labor Code, the Contractor shall not pay less than the general prevailing wage rates, as determined by the Director of the State of California Department of Industrial Relations for the locality in which the work is to be performed and for each craft or type of worker needed to execute the work contemplated under the Contract. The Contractor or any subcontractor performing part of said work shall strictly adhere to all provisions of the Labor Code, including, but not limited to, minimum wages, work days, nondiscrimination, apprentices, maintenance and availability of accurate payroll records and any other matters required under all Federal, State and local laws related to labor.
- N. Contractor shall provide with their invoice certified payroll verifying that Contractor has paid prevailing wage requirements as stipulated in SB-854 (<http://www.dir.ca.gov/DIRNews/2014/2014-55.pdf>). ***(Include with Public Works contracts > \$1,000.00 price).***
11. **OWNERSHIP OF MATERIALS AND DOCUMENTS/CONFIDENTIALITY:** The Agency retains ownership of any, and all, partial or complete reports, drawings, plans, notes, computations, lists, and/or other materials, documents, information, or data prepared by the Contractor and/or the Contractor's subcontractor(s) pertaining to this Contract. Said materials and documents are confidential and shall be available to the Agency from the moment of their preparation, and the Contractor shall deliver them to the Agency whenever requested to do so by the Project Manager and/or Agency representative. The Contractor agrees that all documents shall not be made available to any individual or organization, private or public, without the prior written consent of an Agency representative.
12. **TITLE AND RISK OF LOSS:**
- A. **Documentation:** Title to the Documentation shall pass to the Agency when prepared; however, a copy may be retained by Contractor for its records and internal use. Contractor shall retain such Documentation in a controlled access file, and shall not reveal, display, or disclose the contents of the Documentation to others without the prior written authorization of the Agency or for the performance of Work related to the Scope of Work described in this Contract.

- B. Material: Title to all Material, field or research equipment, and laboratory models, procured or fabricated under the Contract shall pass to the Agency when procured or fabricated, and such title shall be free and clear of any and all encumbrances. Contractor shall have risk of loss of any Material or Agency-owned equipment of which it has custody.
- C. Disposition: Contractor shall dispose of items to which the Agency has title as directed, in writing, by the Project Manager and/or an Agency representative.

13. PROPRIETARY RIGHTS:

- A. Rights and Ownership: Agency's rights to inventions, discoveries, trade secrets, patents, copyrights, and other intellectual property, including the Information and Documentation, and revisions thereto (hereinafter collectively referred to as "Proprietary Rights"), used or developed by Contractor in the performance of the Work, shall be governed by the following provisions:
 - 1. Proprietary Rights conceived, developed, or reduced to practice by Contractor in the performance of the Work shall be the property of Agency, and Contractor shall cooperate with all appropriate requests to assign and transfer same to Agency.
 - 2. If Proprietary Rights conceived, developed, or reduced to practice by Contractor prior to the performance of the Work are used in and become integral with the Work, or are necessary for Agency to have complete control of the Work, Contractor shall grant to Agency a non-exclusive, irrevocable, royalty-free license, as may be required by Agency for the complete control of the Work, including the right to reproduce, correct, repair, replace, maintain, translate, publish, use, modify, copy or dispose of any or all of the Work and grant sublicenses to others with respect to the Work.
 - 3. If the Work includes the Proprietary Rights of others, Contractor shall procure, at no additional cost to Agency, all necessary licenses regarding such Proprietary Rights so as to allow Agency the complete control of the Work, including the right to reproduce, correct, repair, replace, maintain, translate, publish, use, modify, copy, or dispose of any or all of the Work; and to grant sublicenses to others with respect to the Work. All such licenses shall be in writing and shall be irrevocable and royalty-free to Agency.

- 14. NOTICES: Any notice may be served upon either party by delivering it in person, or by depositing it in a United States Mail deposit box with the postage thereon fully prepaid, and addressed to the party at the address set forth below:

Agency: Warren T. Green
Manager of Contracts and Procurement
Inland Empire Utilities Agency
P.O. Box 9020
Chino Hills, CA 91709

Contractor: Roger Hauptman, President
JCE Equipment, Inc.
2064 Rita Court
Upland, CA 91784

Any notice given pursuant to this section shall be deemed effective in the case of personal delivery, upon receipt thereof, or, in the case of mailing, at the moment of deposit in the course of transmission through the United States Postal Service.

15. SUCCESSORS AND ASSIGNS: All of the terms, conditions and provisions of this Contract shall take effect to the benefit of and be binding upon the Agency, the Contractor, and their respective successors and assigns. No assignment of the duties or benefits of the Contractor under this Contract may be assigned, transferred, or otherwise disposed of, without the prior written consent of the Agency; and any such purported or attempted assignment, transfer, or disposal without the prior written consent of the Agency shall be null, void, and of no legal effect whatsoever.
16. PUBLIC RECORDS POLICY: Information made available to the Agency may be subject to the California Public Records Act (Government Code Section 6250 et seq.) The Agency's use and disclosure of its records are governed by this Act. The Agency shall use its best efforts to notify Contractor of any requests for disclosure of any documents pertaining to this work. In the event of litigation concerning disclosure of information Contractor considers exempt from disclosure; (e.g., Trade Secret, Confidential, or Proprietary) Agency shall act as a stakeholder only, holding the information until otherwise ordered by a court or other legal process. If Agency is required to defend an action arising out of a Public Records Act request for any of the information Contractor has marked "Confidential," "Proprietary," or "Trade Secret," Contractor shall defend and indemnify Agency from all liability, damages, costs, and expenses, in any action or proceeding arising under the Public Records Act.
17. RIGHT TO AUDIT: The Agency reserves the right to review and/or audit all Contractor's records related to the Work. The option to review and/or audit may be exercised during the term of the Contract, upon termination, upon completion of the Contract, or at any time thereafter up to twelve (12) months after final payment has been made to the Contractor. The Contractor shall make all records and related documentation available within three (3) working days after said records are requested by the Agency.

18. **INTEGRATION:** The Contract Documents represent the entire Contract made and entered into by and between the Agency and the Contractor as to those matters contained in this contract. No prior oral or written understanding shall be of any force or effect with respect to those matters covered by the Contract Documents. This Contract may not be modified, altered, or amended except by written mutual agreement by the Agency and the Contractor.
19. **GOVERNING LAW:** This Contract is to be governed by and constructed in accordance with the laws of the State of California, in the County of San Bernardino.
20. **TERMINATION FOR CONVENIENCE:** The Agency reserves and has the right to immediately suspend, cancel or terminate this Contract at any time upon written notice to the Contractor. In the event of such termination, the Agency shall pay Contractor for all authorized and Contractor-invoiced services up to the date of such termination, as approved by the Project Manager.
21. **FORCE MAJEURE:** Neither party shall hold the other responsible for the effects of acts occurring beyond their control; e.g., war, riots, strikes, natural disasters, etcetera.
22. **NOTICE TO PROCEED:** No services shall be performed or provided under this Contract unless and until this document has been properly signed by all responsible parties and a notice to proceed has been issued to the Contractor by the Project Manager.
23. **AUTHORITY TO EXECUTE CONTRACT:** The Signatories, below, each represent, warrant, and covenant that they have the full authority and right to enter into this Contract on behalf of the separate entities shown below.
24. **DELIVERY OF DOCUMENTS:** The Parties to this Contract and the individuals named to facilitate the realization of its intent, with the execution of the Contract, authorize the delivery of documents via facsimile, via email, and via portable document format (PDF) and covenant agreement to be bound by such electronic versions.

The parties hereto have caused the Contract to be entered as of the day and year written above.

INLAND EMPIRE UTILITIES AGENCY:
**A MUNICIPAL WATER DISTRICT*

JCE EQUIPMENT, INC.:

 Shivaji Deshmukh
 General Manager

 (Date)

 Roger Hauptman
 President

 (Date)

**CONSENT
CALENDAR
ITEM**

2H



Date: April 17, 2019

To: The Honorable Board of Directors

From: Shivaji Deshmukh, General Manager

Committee: Engineering, Operations & Water Resources

KB4517
04/10/19

Executive Contact: Randy Lee, Executive Manager of Operations/AGM

Subject: Contract Award for RP-3 Basin Infiltration Restoration

Executive Summary:

The RP-3 Basin in the city of Fontana has experienced diminished infiltration rates since last restored in 2016. The basin is used to recharge storm water, recycled water, and imported water. Their infiltration rates have fallen from 1.0 foot per day when full to less than 0.1 feet per day. The basin consists of four Cells and the work will occur at Cells 1, 3, and 4. A request for proposals was prepared to conduct earthwork services to restore their basin infiltration rates. A job walk was held on March 13, 2019. On March 21, 2019, bids were received from 10 firms. The bid results were:

Jeremy Harris Construction	\$136,106	Genesis Construction	\$331,331
JCE Equipment	\$137,200	DBR General Engineering	\$422,806
Aloha Construction	\$272,560	EWMI	\$428,335
Chino Grading	\$293,420	Kiewit Infrastructure	\$553,000
TNT Blanchard	\$301,469	DMC Enterprises	\$970,000

Staff's Recommendation:

1. Approve Contract No. 4600002713 to Jeremy Harris Construction for the RP-3 Basin Infiltration Restoration Services for a not-to-exceed amount of \$136,106; and
2. Authorize the General Manager to execute the contract.

Budget Impact Budgeted (Y/N): Y Amendment (Y/N): N Amount for Requested Approval: \$ 136,106

Account/Project Name:

IEUA and Chino Basin Watermaster will cost share using its approved pro rata cost sharing methodology.

Fiscal Impact (explain if not budgeted):

Prior Board Action:

None

Environmental Determination:

Not Applicable

Earthwork services will comply with the State of California Department of Fish and Game, Notification No. 1600-2009-0072-R6 Revision 2, dated February 15, 2010, Long Term Routine Maintenance Streambed Alteration Agreement for Existing Facilities.

Business Goal:

This contract award supports the Agency's business goal of Water Reliability to develop and implement an integrated water resource management plan.

Attachments:

Attachment 1- Contract No. 4600002713 to Jeremy Harris Construction

Attachment 1



**CONTRACT NUMBER: 4600002713
FOR
EARTHWORK AND INFILTRATION RESTORATION SERVICES
WITHIN THE RP-3 BASINS**

THIS CONTRACT (the "Contract"), is made and entered into this _____ day of _____, 2019, by and between the Inland Empire Utilities Agency, a Municipal Water District, organized and existing in the County of San Bernardino under and by virtue of the laws of the State of California (hereinafter referred to as "Agency" or "IEUA"), and Jeremy Harris Construction, Inc., of Riverside, California (hereinafter referred to as "Contractor"), for earthwork services within the RP-3 Basins, located in Fontana, California.

NOW, THEREFORE, in consideration of the mutual promises and obligations set forth herein, the parties agree as follows:

1. **AGENCY PROJECT MANAGER ASSIGNMENT:** All technical direction related to this Contract shall come from the designated Project Manager. Details of the Agency's assignment are listed below.

Project Manager: Steve Smith

Company Name: Inland Empire Utilities Agency
Address: 6075 Kimball Avenue, Building "B"
Chino, CA 91708

Telephone: 909-993-1600, extension 1621
Facsimile: 909-993-1987
Email: ssmith@ieua.org
Cell: 951-295-7736

CONTRACTOR ASSIGNMENT: Special inquiries related to this Contract and the effects of this Contract shall be referred to the following:

Contractor: Jeremy Harris
President

Address: 19466 Lurin Avenue
Riverside, California, 92508

Telephone: (951) 215-0771
Facsimile: (951) 789-0098
Email: info@jhcinc.net
Cell: (909) 234-8264

2. ORDER OF PRECEDENCE: The documents referenced below represent the Contract Documents. Where any conflicts exist between the General Terms and Conditions the governing order of precedence shall be as follows:

1. Amendments to Contract Number 4600002713.
2. Contract Number 4600002713 General Terms and Conditions.
3. Agency Request for Proposal Number RFP-HD-19-003.
4. Contractor's Proposal dated March 21, 2019.

3. SCOPE OF WORK AND SERVICES: Contractor services and responsibilities shall include and be in accordance with the following:

A. The Scope of Work for this contract shall include:

1. All of the work and services detailed in RFP-HD-19-003 (hereinafter referred to as "Work"), incorporated herein and made a part hereof by this reference, see Exhibit A.
2. All of the work, services, and rates detailed in the Contractor's proposal dated March 21, 2019, incorporated herein and made a part hereof by this reference, see Exhibit B.
3. The actual work and services shall be made up of multiple tasks:
 - a. Mobilization of equipment (to the site) prior to the beginning of the Work and demobilization of all equipment from the site upon completion of the Work, as approved by the Project Manager.
 - b. Cutting and windrowing the silt material (several inches thick) that has lined the basin floor and the side-slopes of the internal berms.
 - c. Loading, transporting, and legally disposing of the silt material.
 - d. Track-walking the basin side-walls and ripping (to a depth of 48-inches) the floor of the basin, followed by smoothing the basin floor (while maintaining the basin's grade to the outflow point).

B. Contractor shall provide Agency with a Schedule of Work and Services, documenting the anticipated completion of the Work within the time-frame set forth in Section 5, below. The Schedule of Work and Services will be prepared and submitted, to the Project Manager, for review and approval.

C. Method of Inspection:

1. Work performed under this Contract may be required to undergo monthly, weekly, or daily inspections.
2. The Project Manager will be responsible for performance of the inspections.

3. If Contractor fails an inspection, the Project Manager will be responsible for providing a written notice to the Contractor explaining the error and a determination of the urgency for the correction of the error (herein referred to as a "Cure Notice").
- D. Cure Procedure:
1. For a Cure Notice deemed by the Agency to be **urgent**, Contractor shall correct any error of the Work within three (3) calendar days after Contractor's receipt of a Cure Notice, as directed by the Project Manager.
 2. For a Cure Notice deemed by the Agency to be **important**, Contractor shall correct any error of the Work within seven (7) calendar days after Contractor's receipt of a Cure Notice, as directed by the Project Manager.
 3. If the Project Manager rejects all, or any part of, the Work as unacceptable and agreement to correct such Work cannot be reached without modification to the Contract, Contractor shall notify the Project Manager, in writing, detailing the dispute and the reason(s) for the Contractor's position. Any dispute that cannot be resolved between the Project Manager and Contractor shall be resolved in accordance with the provisions of this Contract.
- E. The Agency may, at any time, make changes to this Contract's Scope of Work; including additions, reductions, and other alterations to any or all of the Work. However, such changes shall only be made via written amendment to this Contract. The Contract compensation and Schedule of Work and Services shall be equitably adjusted, if required, to account for such changes and shall be set forth within the mutually approved Contract Amendment.
4. **TERM:** The term of this Contract shall extend from the date of the Notice to Proceed, and terminate upon completion of the Work, or July 31, 2018, whichever occurs first, unless agreed upon by both parties, reduced to writing, and amended to this Contract.
 5. **PAYMENT, INVOICING, AND COMPENSATION:**
 - A. The Contractor may submit an invoice not more than once per month during the term of this Contract to the Agency's Accounts Payable Department. Agency shall pay Contractor's properly executed invoice, approved by the Project Manager, within thirty (30) days following receipt of the invoice.
 - B. As compensation for the Work performed under this Contract, Agency shall pay Contractor's lump sum invoice, for a total contract price NOT-TO-EXCEED **\$136,106** for all services satisfactorily provided during the term of this Contract.

C. Additionally, to qualify for payment, the Contractor shall prominently display, on the first page of the invoice, both:

1. The Contract Number – 4600002713, and;

2. The Contract Release Purchase Order Number – 45000 32751

If Contractor submits an invoice by email, such invoice shall be submitted as follows:

APGroup@ieua.org

Scan the invoice as a PDF file.

Attach the scanned file to an email.

If Contractor submits an invoice by mail, such invoice shall be submitted as follows:

Inland Empire Utilities Agency

Re: Contract Number: 4600002713

P.O. Box 9020

Chino Hills, CA 91709

- D. Concurrent with the submittal of the original invoice to the Agency's Accounts Payable Department, the Contractor shall forward (mail, fax, or email) a copy of the invoice to the designated Project Manager, identified in Section 1, on Page 1 of this Contract.
- E. No Additional Compensation: Nothing set forth in this Contract shall be interpreted to require payment by Agency to Contractor of any compensation specifically for the assignments and assurances required by the Contract, other than the payment of expenses as may be actually incurred by Contractor in complying with this Contract, as approved by the Project Manager.
- F. Contractor may request taking advantage of the Agency's practice of offering an expedited payment protocol to a Contractor who has proposed accepting an invoice amount reduction in exchange for early payment; Contractor has proposed, and the Agency has accepted, applying a 1% or 2% discount (invoice amount reduction) in exchange for payment of the final lumpsum invoice, if paid within 15 or 10 days, respectively, of the date the invoice is received at the Agency's APGroup@ieua.org email address.
6. **CONTROL OF THE WORK:** The Contractor shall perform the Work, as defined in Section 4, in compliance with the Schedule of Work and Services. If performance of the Work falls behind schedule, the Contractor shall accelerate the performance of the Work to comply with the Schedule of Work and Services as directed by the Project Manager. If the nature of the Work is such that Contractor is unable to accelerate the Work, Contractor shall promptly notify the Project Manager of the delay, the causes of the delay, and submit a proposed revised Schedule of Work and Services.

7. INSURANCE: During the term of this Contract, the Contractor shall maintain, at Contractor's sole expense, the following insurance.

A. Minimum Scope of Insurance: Coverage shall be at least as broad as:

1. Commercial General Liability ("CGL"): Insurance Services Office ("ISO") Form CG 00 01 covering CGL on an "occurrence" basis, including products and completed operations, property damage, bodily injury and personal & advertising injury with limits no less than \$1,000,000 per occurrence. If a general aggregate limit applies, either the general aggregate limit shall apply separately to this project/location (ISO CG 25 03 or 25 04) or the general aggregate limit shall be twice the required occurrence limit.
2. Automobile Liability: ISO Form Number CA 00 01 covering any auto (Code 1), or if Contractor has no owned autos, covering hired, (Code 8) and non-owned autos (Code 9), with limit no less than \$1,000,000 per accident for bodily injury and property damage.
3. Workers' Compensation and Employers Liability: Workers' compensation limits as required by the State of California, with Statutory Limits, and Employer's Liability Insurance with limit of no less than \$1,000,000 per accident for bodily injury or disease.
4. Payment Bond and Performance Bond: Shall be in a sum equal to the contract price. Bonds shall be duly executed by a responsible corporate surety, authorized to issue such bonds in the State of California and secured through an authorized agent with an office in California.

B. Deductibles and Self-Insured Retention: Any deductibles or self-insured retention must be declared to and approved by the Agency. At the option of the Agency, either: the insurer shall reduce or eliminate such deductibles or self-insured retention as respects the Agency, its officers, officials, employees and volunteers; or the Contractor shall procure a bond guaranteeing payment of losses and related investigations, claim administration and defense expenses.

C. Other Insurance Provisions: The insurance policies are to contain, or be endorsed to contain, the following provisions:

1. Commercial General Liability and Automobile Liability Coverage
 - a. Additional Insured Status: The Agency, its officers, officials, employees, and volunteers are to be covered as additional insureds on the CGL policy with respect to liability arising out of work or operations performed by or on behalf of the Contractor including materials, parts or equipment supplied in connection

with such work or operations. General liability coverage can be provided in the form of an endorsement to the Contractor's insurance (at least as broad as ISO Form CG 20 10 11 85; or **by either** CG 20 10, CG 20 26, CG 20 33, or CG 20 38 **and** CG 20 37 forms if later revisions are used).

- b. Primary Coverage: The Contractor's insurance coverage shall be primary insurance coverage at least as broad as ISO CG 20 01 04 13 as respects the Agency, its officer, officials, employees and volunteers. Any insurance or self-insurance maintained by the Agency, its officers, officials, employees, volunteers, property owners or engineers under contract with the Agency shall be excess of the Contractor's insurance and shall not contribute with it.
- c. Any failure to comply with reporting provisions of the policies shall not affect coverage provided to the Agency, its officers, officials, employees or volunteers.
- d. The Contractor's insurance shall apply separately to each insured against whom claim is made or suit is brought, except with respect to the limits of the insurer's liability.
- e. The Contractor may satisfy the limit requirements in a single policy or multiple policies. Any additional policies written as excess insurance shall not provide any less coverage than that provided by the first or primary policy.

2. Workers' Compensation and Employers Liability Coverage

Contractor hereby grants to Agency a waiver of any right to subrogation which any insurer of the Contractor may acquire against the Agency by virtue of the payment of any loss under such insurance. Contractor agrees to obtain any endorsement that may be necessary to affect this waiver of subrogation, but this provision applies regardless of whether or not the Agency has received a waiver of subrogation endorsement from the insurer.

3. All Coverages

Each insurance policy required by this Contract shall be endorsed to state that coverage shall not be suspended, voided, canceled by either party, or reduced in coverage or in limits except after thirty (30) days prior written notice by certified mail, return receipt requested, has been given to the Agency pursuant to Section 14, page 12 of this Contract.

- D. Acceptability of Insurers: Insurance is to be placed with insurers with a current A.M. Best's rating of no less than A minus:VII, and who are admitted insurers in the State of California.

- E. Verification of Coverage: Contractor shall provide the Agency with original certificates and amendatory endorsements or copies of the applicable policy language effecting coverage required by this clause. All certificates and endorsements are to be received and approved by the Agency before work commences. However, failure to obtain the required documents prior to the work beginning shall not waive the Contractor's obligation to provide them. The Agency reserves the right to require complete, certified copies of all required insurance policies, including endorsements required by these specifications, at any time.
- F. Submittal of Certificates: Contractor shall submit all required certificates and endorsements to the following:

Inland Empire Utilities Agency
Attn: Angela Witte
P.O. Box 9020
Chino Hills, CA 91709
(email: awitte@ieua.org or fax: 909-993-1987)

8. FITNESS FOR DUTY:

- A. Fitness: Contractor and its Subcontractor personnel on the Jobsite:
1. Shall report to work in a manner fit to do their job;
 2. Shall not be under the influence of or in possession of any alcoholic beverages or of any controlled substance (except a controlled substance as prescribed by a physician so long as the performance or safety of the Work is not affected thereby); and
 3. Shall not have been convicted of any serious criminal offense which, by its nature, may have a discernible adverse impact on the business or reputation of the Agency.
- B. Compliance: Contractor shall advise all personnel and associated third parties of the requirements of this Contract ("Fitness for Duty Requirements") before they enter on the Jobsite and shall immediately remove from the Jobsite any employee determined to be in violation of these requirements. Contractor shall impose these requirements on its Subcontractors. Agency may cancel the Contract if Contractor violates these Fitness for Duty Requirements.

9. LEGAL RELATIONS AND RESPONSIBILITIES

- A. Professional Responsibility: The Contractor shall be responsible, to the level of competency presently maintained by other practicing professionals performing the same or similar type of work.

- B. Status of Contractor: The Contractor is retained as an independent Contractor only, for the sole purpose of providing the services described herein, and is not an employee of the Agency.
- C. Observing Laws and Ordinances: The Contractor shall keep itself fully informed of all existing and future state and federal laws and all county and city ordinances and regulations which in any manner affect the conduct of any services or tasks performed under this Contract, and of all such orders and decrees of bodies or tribunals having any jurisdiction or authority over the same. The Contractor shall at all times observe and comply with all such existing and future laws, ordinances, regulations, orders and decrees, and shall protect and indemnify, as required herein, the Agency, its officers, employees and agents against any claim or liability arising from or based on the violation of any such law, ordinance, regulation, order or decree, whether by the Contractor, its employees, or subcontractors.
- D. Subcontract Services: Any subcontracts for the performance of any services under this Contract shall be subject to the written approval of the Project Manager and shall comply with State of California, Department of Industrial Relations, SB 854 requirements.
- E. Hours of Labor: The Contractor shall comply with all applicable provisions of California Labor Code Sections 1810 to 1815 relating to working hours. The Contractor shall, as a penalty to the Agency, forfeit \$25.00 for each worker employed in the completion of the Contract by the Contractor or by any subcontractor for each calendar day during which such worker is required or permitted to work more than eight hours in any one calendar day and forty (40) hours in any one calendar week in violation of the provisions of the Labor Code.
- F. Travel and Subsistence Pay: The Contractor shall make payment to each worker for travel and subsistence payments which are needed to complete the work and/or service, as such travel and subsistence payments are defined in an applicable collective bargaining agreements with the worker.
- G. Liens: Contractor shall pay all sums of money that become due from any labor, services, materials or equipment provided to Contractor on account of said services to be rendered or said materials to be provided under this Contract and that may be secured by any lien against the Agency. Contractor shall fully discharge each such lien at the time performance of the obligation secured matures and becomes due.
- H. Indemnification: Contractor shall indemnify the Agency, its directors, employees, and assigns, and shall defend and hold them harmless from all liabilities, demands, actions, claims, losses and expenses, including reasonable attorneys' fees, which arise out of, or are related to, the negligence, recklessness or willful misconduct of the Contractor, its directors, employees, agents, and assigns, in the performance of work under this contract.

- I. Conflict of Interest: No official of the Agency, who is authorized in such capacity and on behalf of the Agency to negotiate, make, accept or approve, or to take part in negotiating, making, accepting or approving this Contract, or any subcontract relating to services or tasks to be performed pursuant to this Contract, shall become directly or indirectly personally interested in this Contract.
- J. Equal Opportunity: During the performance of this Contract, the Contractor shall not unlawfully discriminate against any employee or employment applicant because of race, color, religion, sex, age, marital status, ancestry, physical or mental disability, sexual orientation, veteran status or national origin. The Agency is committed to creating and maintaining an environment free from harassment and discrimination.
- K. Disputes:
1. All disputes arising out of or in relation to this Contract shall be resolved in accordance with this section. The Contractor shall pursue the work to completion in accordance with the instruction of the Agency's Project Manager notwithstanding the existence of a dispute. By entering into this Contract, both parties are obligated, and hereby agree, to submit all disputes arising under or relating to the Contract which remain unresolved after the exhaustion of the procedures provided herein, to independent arbitration. Except as otherwise provided herein, arbitration shall be conducted under California Code of Civil Procedure Sections 1280, et. seq, or their successor.
 2. Any and all disputes prior to the work starting shall be subject to resolution by the Agency's Project Manager; and the Contractor shall comply, with the Agency Project Manager instructions. If the Contractor is not satisfied with the resolution directed by the Agency Project Manager, they may file a written protest with the Agency Project Manager within seven (7) calendar days after receiving written directive of the Project Manager's decision. Failure by Contractor to file a written protest within seven (7) calendar days shall constitute waiver of protest, and acceptance of the Project Manager's resolution. The Project Manager shall submit the Contractor's written protests to the General Manager, together with a copy of the Project Manager's written decision, for his or her consideration within seven (7) calendar days after receipt of the protest-related documents. The General Manager shall make his or her determination with respect to each protest filed with the Project Manager within ten (10) calendar days after receipt of the protest-related documents. If Contractor is not satisfied with any such resolution by the General Manager, they may file a written request for arbitration with the Project Manager within seven (7) calendar days after receiving written notice of the General Manager's decision.

3. In the event of arbitration, the parties to this contract agree that there shall be a single neutral Arbitrator who shall be selected in the following manner:
 - a. The Demand for Arbitration shall include a list of five names of persons acceptable to the Contractor to be appointed as Arbitrator. The Agency shall determine if any of the names submitted by Contractor are acceptable and, if so, such person will be designated as Arbitrator.
 - b. In the event that none of the names submitted by Contractor are acceptable to Agency, or if for any reason the Arbitrator selected in Step (a) is unable to serve, the Agency shall submit to Contractor a list of five names of persons acceptable to Agency for appointment as Arbitrator. The Contractor shall, in turn, have seven (7) calendar days in which to determine if one such person is acceptable.
 - c. If after Steps (a) and (b), the parties are unable to mutually agree upon a neutral Arbitrator, the matter of selection of an Arbitrator shall be submitted to the San Bernardino County Superior Court pursuant to Code of Civil Procedure Section 1281.6, or its successor. The costs of arbitration, including but not limited to reasonable attorneys' fees, shall be recoverable by the party prevailing in the arbitration. If this arbitration is appealed to a court pursuant to the procedure under California Code of Civil Procedure Section 1294, et. seq., or their successor, the costs of arbitration shall also include court costs associated with such appeals, including but not limited to reasonable attorneys' fees which shall be recoverable by the prevailing party.
4. Association in Mediation/Arbitration: The Agency may join the Contractor in mediation or arbitration commenced by a contractor on the Project pursuant to Public Contracts Code Sections 20104 et seq. Such association shall be initiated by written notice from the Agency's representative to the Contractor.
- L. Workers' Legal Status: For performance against this Contract, Contractor shall only utilize employees and/or subcontractors that are authorized to work in the United States pursuant to the Immigration Reform and Control Act of 1986.
- M. Prevailing Wage Requirements: Pursuant to Section 1770 and following, of the California Labor Code, the Contractor shall not pay less than the general prevailing wage rates, as determined by the Director of the State of California Department of Industrial Relations for the locality in which the work is to be performed and for each craft or type of worker needed to

execute the work contemplated under the Contract. The Contractor or any subcontractor performing part of said work shall strictly adhere to all provisions of the Labor Code, including, but not limited to, minimum wages, work days, nondiscrimination, apprentices, maintenance and availability of accurate payroll records and any other matters required under all Federal, State and local laws related to labor.

N. Contractor shall provide with their invoice certified payroll verifying that Contractor has paid prevailing wage requirements as stipulated in SB-854 (<http://www.dir.ca.gov/DIRNews/2014/2014-55.pdf>).

10. OWNERSHIP OF MATERIALS AND DOCUMENTS/CONFIDENTIALITY: The Agency retains ownership of any, and all, partial or complete reports, drawings, plans, notes, computations, lists, and/or other materials, documents, information, or data prepared by the Contractor and/or the Contractor's subcontractor(s) pertaining to this Contract. Said materials and documents are confidential and shall be available to the Agency from the moment of their preparation, and the Contractor shall deliver them to the Agency whenever requested to do so by the Project Manager and/or Agency representative. The Contractor agrees that all documents shall not be made available to any individual or organization, private or public, without the prior written consent of an Agency representative.

11. TITLE AND RISK OF LOSS:

A. Documentation: Title to the Documentation shall pass to the Agency when prepared; however, a copy may be retained by Contractor for its records and internal use. Contractor shall retain such Documentation in a controlled access file, and shall not reveal, display, or disclose the contents of the Documentation to others without the prior written authorization of the Agency or for the performance of Work related to the Scope of Work described in this Contract.

B. Material: Title to all Material, field or research equipment, and laboratory models, procured or fabricated under the Contract shall pass to the Agency when procured or fabricated, and such title shall be free and clear of any and all encumbrances. Contractor shall have risk of loss of any Material or Agency-owned equipment of which it has custody.

C. Disposition: Contractor shall dispose of items to which the Agency has title as directed, in writing, by the Project Manager and/or an Agency representative.

12. PROPRIETARY RIGHTS:

A. Rights and Ownership: Agency's rights to inventions, discoveries, trade secrets, patents, copyrights, and other intellectual property, including the Information and Documentation, and revisions thereto (hereinafter collectively referred to as "Proprietary Rights"), used or developed by Contractor in the performance of the Work, shall be governed by the following provisions:

1. Proprietary Rights conceived, developed, or reduced to practice by Contractor in the performance of the Work shall be the property of Agency, and Contractor shall cooperate with all appropriate requests to assign and transfer same to Agency.
 2. If Proprietary Rights conceived, developed, or reduced to practice by Contractor prior to the performance of the Work are used in and become integral with the Work, or are necessary for Agency to have complete control of the Work, Contractor shall grant to Agency a non-exclusive, irrevocable, royalty-free license, as may be required by Agency for the complete control of the Work, including the right to reproduce, correct, repair, replace, maintain, translate, publish, use, modify, copy or dispose of any or all of the Work and grant sublicenses to others with respect to the Work.
 3. If the Work includes the Proprietary Rights of others, Contractor shall procure, at no additional cost to Agency, all necessary licenses regarding such Proprietary Rights so as to allow Agency the complete control of the Work, including the right to reproduce, correct, repair, replace, maintain, translate, publish, use, modify, copy, or dispose of any or all of the Work; and to grant sublicenses to others with respect to the Work. All such licenses shall be in writing and shall be irrevocable and royalty-free to Agency.
13. **NOTICES:** Any notice may be served upon either party by delivering it in person, or by depositing it in a United States Mail deposit box with the postage thereon fully prepaid, and addressed to the party at the address set forth below:

Agency: Warren T. Green
Manager of Contracts and Procurement

Inland Empire Utilities Agency
P.O. Box 9020
Chino Hills, California, 91709

Contractor: Jeremy Harris
President

Jeremy Harris Construction, Inc.
19466 Lurin Avenue
Riverside, California, 92508

Any notice given pursuant to this section shall be deemed effective in the case of personal delivery, upon receipt thereof, or, in the case of mailing, at the moment of deposit in the course of transmission through the United States Postal Service.

14. **SUCCESSORS AND ASSIGNS:** All of the terms, conditions and provisions of this Contract shall take effect to the benefit of and be binding upon the Agency, the Contractor, and their respective successors and assigns. No assignment of the

duties or benefits of the Contractor under this Contract may be assigned, transferred, or otherwise disposed of, without the prior written consent of the Agency; and any such purported or attempted assignment, transfer, or disposal without the prior written consent of the Agency shall be null, void, and of no legal effect whatsoever.

15. PUBLIC RECORDS POLICY: Information made available to the Agency may be subject to the California Public Records Act (Government Code Section 6250 et seq.) The Agency's use and disclosure of its records are governed by this Act. The Agency shall use its best efforts to notify Contractor of any requests for disclosure of any documents pertaining to this work. In the event of litigation concerning disclosure of information Contractor considers exempt from disclosure; (e.g., Trade Secret, Confidential, or Proprietary) Agency shall act as a stakeholder only, holding the information until otherwise ordered by a court or other legal process. If Agency is required to defend an action arising out of a Public Records Act request for any of the information Contractor has marked "Confidential," "Proprietary," or "Trade Secret," Contractor shall defend and indemnify Agency from all liability, damages, costs, and expenses, in any action or proceeding arising under the Public Records Act.
16. RIGHT TO AUDIT: The Agency reserves the right to review and/or audit all Contractor's records related to the Work. The option to review and/or audit may be exercised during the term of the Contract, upon termination, upon completion of the Contract, or at any time thereafter up to twelve (12) months after final payment has been made to the Contractor. The Contractor shall make all records and related documentation available within three (3) working days after said records are requested by the Agency.
17. INTEGRATION: The Contract Documents represent the entire Contract made and entered into by and between the Agency and the Contractor as to those matters contained in this contract. No prior oral or written understanding shall be of any force or effect with respect to those matters covered by the Contract Documents. This Contract may not be modified, altered, or amended except by written mutual agreement by the Agency and the Contractor.
18. GOVERNING LAW: This Contract is to be governed by and constructed in accordance with the laws of the State of California, in the County of San Bernardino.
19. TERMINATION FOR CONVENIENCE: The Agency reserves and has the right to immediately suspend, cancel or terminate this Contract at any time upon written notice to the Contractor. In the event of such termination, the Agency shall pay Contractor for all authorized and Contractor-invoiced services up to the date of such termination, as approved by the Project Manager.
20. FORCE MAJEURE: Neither party shall hold the other responsible for the effects of acts occurring beyond their control; e.g., war, riots, strikes, natural disasters, etcetera.

21. NOTICE TO PROCEED: No services shall be performed or provided under this Contract unless and until this document has been properly signed by all responsible parties and a notice to proceed has been issued to the Contractor by the Project Manager.
22. AUTHORITY TO EXECUTE CONTRACT: The Signatories, below, each represents, warrants, and covenants that they have the full authority and right to enter into this Contract on behalf of the separate entities shown below.
23. DELIVERY OF DOCUMENTS: The Parties to this Contract and the individuals named to facilitate the realization of its intent, with the execution of the Contract, authorize the delivery of documents via facsimile, via email, and via portable document format (PDF) and covenant agreement to be bound by such electronic versions.

The parties hereto have caused the Contract to be entered as of the day and year written above.

INLAND EMPIRE UTILITIES AGENCY:
*(*A MUNICIPAL WATER DISTRICT)*

JEREMY HARRIS CONSTRUCTION, INC:

 General Manger (Date)

 Jeremy Harris
 President (Date)

(The remainder of this page has been intentionally left blank.)

**CONSENT
CALENDAR
ITEM**

21



Date: April 17, 2019

To: The Honorable Board of Directors

From: Shivaji Deshmukh, General Manager SDM

Committee:

Executive Contact: Randy Lee, Executive Manager of Operations/AGM

Subject: 2019 Sewer System Management Plan (SSMP) Revision

Executive Summary:

On May 2, 2006, the State Water Resources Control Board (SWRCB) adopted Order No. 2006-0003 (Order), Statewide General Waste Discharge Requirements (WDR) for Sanitary Sewer Systems. To comply with the terms of this Order, owners of wastewater collection systems with more than a mile of pipeline must have a Sewer System Management Plan (SSMP) in place. The SSMP is intended to reduce the number and severity of Sanitary Sewer Overflows (SSOs). The Order also requires the owner of the collection system to audit the SSMP every two years, and revise the SSMP every five years.

The Board of Directors initially adopted and certified the first SSMP back in 2009. Both the two year audit and five year revision are due in 2019. IEUA internal staff and a consultant conducted the audit and the revision. Both documents were briefed and reviewed by the respective Department Managers and Executive Managers. Executive Manager of Operations/AGM Randy Lee certified the audit and revision as the Legally Responsible Official (LRO).

Staff's Recommendation:

Adopt Resolution No. 2019-4-4, approving the Sewer System Management Plan (SSMP).

Budget Impact *Budgeted* (Y/N): N *Amendment* (Y/N): N *Amount for Requested Approval:*

Account/Project Name:

Not Applicable

Fiscal Impact (explain if not budgeted):

Prior Board Action:

On April 15, 2009, the Board of Directors approved the IEUA Sewer System Management Plan (SSMP).

Environmental Determination:

Not Applicable

Business Goal:

The 2019 Sewer System Management Plan (SSMP) is consistent with IEUA's Business Goal of Wastewater Management, specifically the Asset Management objective, that IEUA will ensure the regional sewer system and brine sewer systems are well maintained, upgraded to meet evolving requirements, sustainably managed, and can accommodate changes in regional water use.

Attachments:

- Attachment 1 - PowerPoint
- Attachment 2 - Resolution 2019-4-4
- Attachment 3 - Sewer System Management Plan (SSMP) Audit
- Attachment 4 - Sewer System Management Plan (SSMP) Revision
- Attachment 5 - SSMP Revision Appendix A - Adoption & Recertification
- Attachment 6 - SSMP Revision Appendix B - Audit Records
- Attachment 7 - SSMP Revision Appendix C - Change Log
- Attachment 8 - SSMP Revision Appendix D - Deficiency Action Log
- Attachment 9 - SSMP Revision Appendix E - Overflow Emergency Response Plan
- Attachment 10 - SSMP Revision Appendix F - Water Quality Monitoring Plan

Attachment 1

Sewer System Management Plan



Plan



Goal:

To reduce the number of sanitary sewer overflows their impact

Requirement:

Owners of wastewater collection systems, with more than **one mile** of pipeline are required to have a **Sewer System Management Plan (SSMP)**.

Timeline:

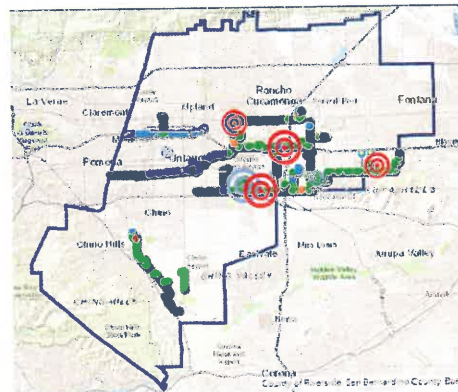


Agency Reach

SSMP - 11 elements involving many of IEUA departments



Pre-Treatment/Source Control:
Sample Collection



Business Information Services:
Pipe/Manhole Mapping



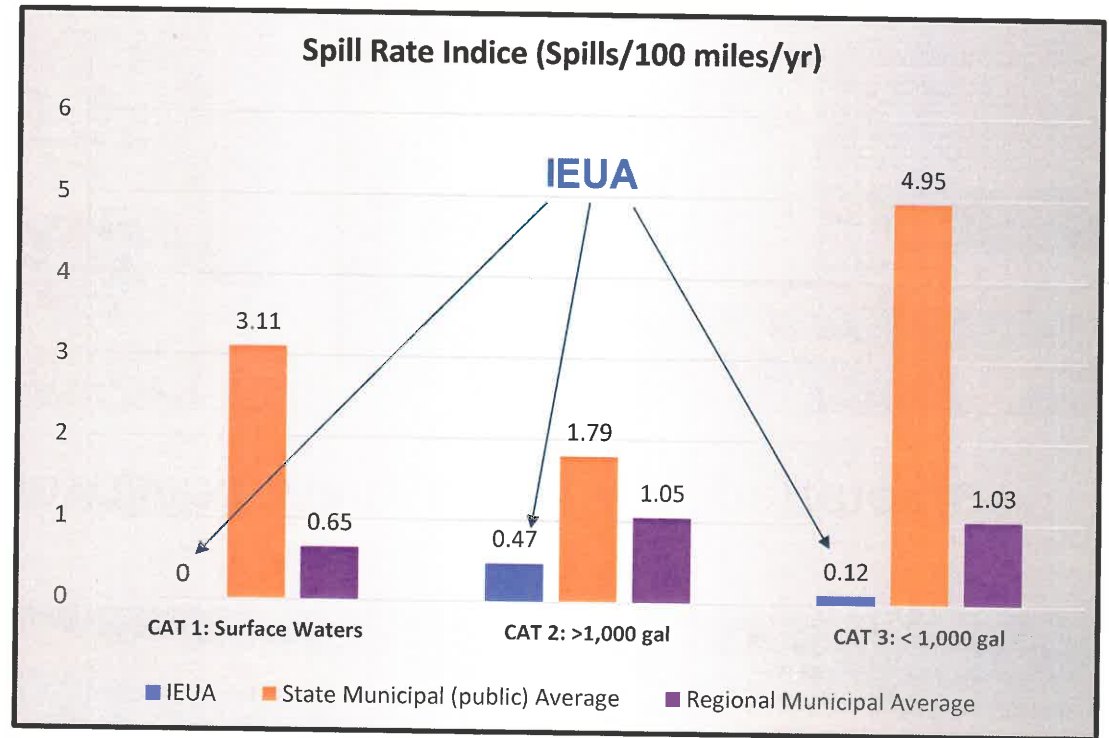
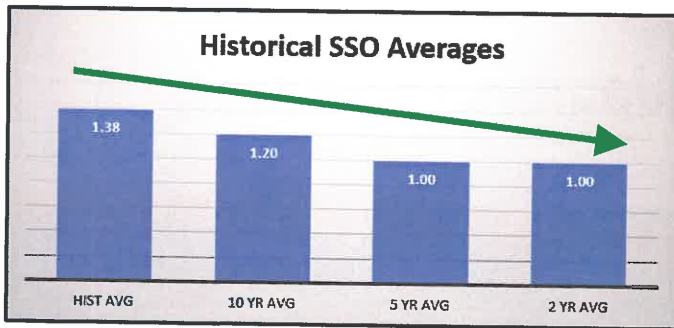
Engineering:
Pipeline Repair



External Affairs:
Public Information &
Outreach

Comparison with State & Region (Last 5 years*)

Region 8: Santa Ana River Basin





Keys to Success

Collaboration



Procedures / Standards



Training



2019 SSMP Goals



Sewer System Management Plan



4075 Kimball Avenue
Chino, California 91708

WDID #SSSO10590

Resolution No: 2012-1-4

Adoption Date: April 17, 2019
Original Adoption: April 15, 2009

- Maintain Low Spill Numbers
- Cleaning / Inspection
- Training
- Strategic Asset Management Plan
- Mutual Aid Partnerships



Recommendation

- Adopt Resolution No. 2019-4-4, approving the Sewer System Management Plan (SSMP).

The 2019 Sewer System Management Plan (SSMP) is consistent with IEUA's Business Goal of Wastewater Management, specifically the Asset Management objective, that IEUA will ensure the regional sewer system and brine sewer systems are well maintained, upgraded to meet evolving requirements, sustainably managed, and can accommodate changes in regional water use.

Attachment 2

RESOLUTION NO. 2019-4-4

**A RESOLUTION OF THE BOARD OF DIRECTORS OF
THE INLAND EMPIRE UTILITIES AGENCY*, SAN
BERNARDINO COUNTY, CALIFORNIA, APPROVING
THE SEWER SYSTEM MANAGEMENT PLAN (SSMP)**

WHEREAS, the State Water Resources Control Board (SWRCB) adopted Order No. 2006-0003, Statewide General Waste Discharge Requirements (WDR) for Sanitary Sewer Systems; and

WHEREAS, this Order requires owners of wastewater collection systems with more than a mile of pipeline to have a Sewer System Management Plan (SSMP) in place, revise it every five years, be certified by an Agency Legally Responsible Official (LRO), and approved by the Board of Directors of the Inland Empire Utilities Agency (Agency); and

WHEREAS, the responsible Agency Managers and Executive Managers have reviewed the Agency's SSMP and has been certified by the LRO, Mr. Randy Lee, Executive Manager/AGM of Operations.

NOW, THEREFORE, BE IT RESOLVED by the Board of Directors of the Inland Empire Utilities Agency:

1. Approve the Sewer System Management Plan (SSMP); and
2. Upon adoption of this resolution, Resolution No. 2019-4-4 shall take effect from and after this date.

ADOPTED this 17th day of April 2019

Paul Hofer
President of the Inland Empire Utilities Agency*
and of the Board of Directors thereof

ATTEST:

Kati Parker
Secretary/Treasurer of the Inland Empire
Utilities Agency* and the Board of Directors thereof

Attachment 3



2019 SSMP AUDIT REPORT



Prepared by:
Inland Empire Utilities Agency

Period Covered: May 2, 2017 to May 2, 2019
Analyzed Data up to March 1, 2019

WDID #8SSO10580

Agency 2019 Audit Team

Name	Position	Organization
Teresa Velarde	Manager of Internal Audit	IEUA
Julio Im	Senior Associate Engineer Environmental Compliance	IEUA
Ken Monfore	Deputy Manager of Maintenance	IEUA
Dan Dyer	Collection System Supervisor	IEUA
Paul Causey	Consultant	Causey Consulting

Certified by: Legal Responsible Official (LRO)

“I certify under penalty of law that this document and all attachments were prepared under my direction or supervision in accordance with a system designed to assure that qualified personnel properly gather and evaluate the information submitted. Based on my inquiry of the person or persons who manage the system or those persons directly responsible for gathering the information, the information submitted is, to the best of my knowledge and belief, true, accurate, and complete. I am aware that there are significant penalties for submitting false information, including the possibility of fine and imprisonment for knowing violations.”

Name	Position	Organization	Signature
Randy Lee	Executive Manager of Operations/AGM	IEUA	

Date Approved: _____

Table of Contents

- List of Tables 4
- List of Figures 4
- List of Graphs 4
- Abbreviations/Acroymns 5
- Introduction..... 7
- Summary 11
- SSMP Implementation Effectiveness 16
- 1. Audit of Goals - Order D.13.i 20
- 2. Audit of Organization - Order D.13.ii 22
- 3. Audit of Legal Authority - Order D.13.iii..... 23
- 4. Audit of Operation and Maintenance Program - Order D.13.iv 24
- 5. Audit of Design and Performance Provisions - Order D.13.v 26
- 6. Audit of Overflow Emergency Response Plan - Order D.13.vi 27
- 7. Audit of FOG (Fats, Oils and Grease) Control Plan- Order D.13.vii 29
- 8. Audit of the System Evaluation and Capacity Assurance Plan- Order D.13.viii 31
- 9. Audit of the Monitoring, Measurement, and Program Modification - Order D.13.ix. 33
- 10. Audit of the SSMP Program Audits - Order D.13.x. 42
- 11. Audit of the Communication Program - Order D.13.xi. 43
- 12. Audit of the SSMP Appendices 44

List of Tables

Table 1: Agency’s 2019 Audit Team.....	9
Table 2: Interviews Conducted.....	9
Table 3: Documents Audited or Reviewed.....	10
Table 4: SSMP Elements.....	11
Table 5: Summarized Sufficiency Rankings, Findings, & Recommendations Per Element.....	15
Table 6: Overall Sufficiency Ranking.....	16
Table 7: Scoring Range.....	16
Table 8: Overall Goal Score.....	17
Table 9: 2017 vs 2019 Comparison.....	18
Table 10: Overall State Goal Score.....	19
Table 11: Overall Effectiveness Evaluation.....	19
Table 12: Monitoring, Measurement, and Program Modifications (MMPM) Findings Summary.....	33
Table 13: Agency’s SSOs in CIWQS (up to 3/1/2019).....	34
Table 14: Five Year Spill Rate & Net Volume Spilled Indices Comparison (3/1/2014 to 3/1/2019).....	37
Table 15: Combined Footage.....	39
Table 16: Attained CWEA CSM Certifications.....	40
Table 17: System Repairs.....	41
Table 18: Agency’s SSMP Audit History.....	42

List of Figures

Figure 1: SSOs by Location (up to 3/1/2019).....	35
--	----

List of Graphs

Graph 1: Historical SSO Yearly Averages (up to 3/1/2019).....	36
Graph 2: SSOs per cause (historical and last 5 years).....	37
Graph 3: Average Monthly PM Completion Rate.....	38
Graph 4: Monthly Inspection and Cleaning Footage (all available informaiton up to 3/1/2019). 39	39

Abbreviations/Acronyms

BIS – Business Information Services
BMP – Best Management Practices
BSS – Brine Sewer System
Cal OES – California Office of Emergency Services
CAP – Contracts and Procurements
CBMWD – Chino Basin Municipal Water District
CCTV – Closed-Circuit Television
CCWRF – Carbon Canyon Water Recycling Facility
CDPH – California Department of Public Health
CFR – Code of Federal Regulations
CIP – Capital Improvements Plan
CIWQS – California Integrated Water Quality System Project
CMMS – Computerized Maintenance Management System
CSDLAC – County Sanitation Districts of Los Angeles County
CVWD – Cucamonga Valley Water District
CWEA – California Water Environment Association
DAMP – Drainage Area Management Plan
DMM – Deputy Manager of Maintenance
DS – CIWQS Data Submitter
DVD – Digital Versatile Disk
DWG – from Drawing
EA – External Affairs
ENV – Environmental
EWL – Etiwanda Water Line
FOG – Fats, Oils, and Grease
GIS – Geographic Information System
GPS – Global Positioning System
HVAC – Heating, Ventilation, and Air Conditioning
I/I – Inflow and Infiltration
IEBL – Inland Empire Brine Line
IEUA – Inland Empire Utilities Agency
JCSD – Jurupa Community Services District
KPI – Key Performance Indicators
LRO – Legally Responsible Official
MA – Mutual Aid
MMPM – Monitoring, Measurement, and Program Modifications
MRP – Monitoring and Reporting Program for WDR
MS4 – Municipal Separate Storm Sewer System
MWH – Montgomery Watson Harza Inc.
NASSCO – National Association of Sewer Service Companies
NIMS – National Incident Management System
NPDES – National Pollutant Discharge Elimination System
NRWS – Non-Reclaimable Wastewater System
O&M – Operations and Maintenance
OCSD – Orange County Sanitation Districts

OES – Office of Emergency Services
OERP – Overflow Emergency Response Plan
PDF – Portable Document Format
PLSD – Private Lateral Sewer Discharge
PM – Preventive Maintenance
PSERP – Pump Station Emergency Response Plan
PT/SC – Pre-treatment / Source Control
R&R – Repair and Replace
RCA – Regional Contracting Agencies
RP – Recycling Plant
RSS – Regional Sewer System
RWRP – Regional Water Recycling Plant
RWQCB – Regional Water Quality Control Board
SAP – Systems, Applications, and Products software
SARI – Santa Ana Regional Interceptor
SARWQCB – Santa Ana Regional Water Quality Control Board
SAWPA – Santa Ana Watershed Project Authority
SECAP – System Evaluation and Capacity Assurance Plan
SIU – Significant Industrial Users
SOP – Standard Operating Procedure
SSMP – Sewer System Management Plan
SSO – Sanitary Sewer Overflow
SWRCB – State Water Resources Control Board
TIFF – Tagged Image File Format
TYCIP – Ten Year Capital Improvement Plan
URGP – Unified Response Guidance Plan
WDID – Waste Discharge Identification Number
WDR – Wastewater Discharge Requirements
WFMP – Wastewater Facilities Master Plan
WQMP – Water Quality Monitoring Plan

* * *

Introduction

On May 2, 2006, the State Water Regional Control Board (SWRCB) adopted [Order No. 2006-0003 \(Order\)](#), Statewide General Waste Discharge Requirements (WDR) for Sanitary Sewer Systems . This Order requires that the owner of wastewater collection systems with more than a mile of pipeline have in place a Sewer System Management Program (SSMP) to comply with the terms of this Order, which is to reduce the number and severity of Sanitary Sewer Overflows (SSOs), to audit the program every two years, and revise the SSMP every five years. On February 20, 2008, the State Water Board Executive Director adopted [Order No. 2008-0002-EXEC](#), a revised Monitoring and Reporting Program (MRP) for the WDR to rectify early notification deficiencies and ensure that first responders are notified in a timely manner of SSOs discharged into waters of the state. On September 9, 2013, the State Water Board Executive Director adopted [Order No. 2013-0058-EXEC](#) which amends the MRP of [Order No. 2006-0003](#) by adding a third sanitary spill category - Category 3 SSO, sampling requirements within 48 hours and technical report within 45 days (for Category 1 SSO in which 50,000 gallons or greater are spilled to surface waters), and new record keeping requirements. Therefore, the definitions for the three spill categories are now as follows:

- CATEGORY 1 Discharges of untreated or partially treated wastewater of **any volume** resulting from an enrollee's sanitary sewer system failure or flow condition that:
- Reach surface water and/or reach a drainage channel tributary to a surface water; or
 - Reach a Municipal Separate Storm Sewer System (MS4) and are not fully captured and returned to the sanitary sewer system or not otherwise captured and disposed of properly. Any volume of wastewater not recovered from the MS4 is considered to have reached surface water unless the storm drain system discharges to a dedicated storm water or groundwater infiltration basin (e.g., infiltration pit, percolation pond).
- CATEGORY 2 Discharges of untreated or partially treated wastewater of **1,000 gallons or greater** resulting from an enrollee's sanitary sewer system failure or flow condition that **do not** reach surface water, a drainage channel, or a MS4 unless the entire SSO discharged to the storm drain system is fully recovered and disposed of properly.
- CATEGORY 3 All other discharges of untreated or partially treated wastewater resulting from an enrollee's sanitary sewer system failure or flow condition.

The definition of Private Lateral Sewage Discharge (PLSD) and its reporting requirement has not been changed, i.e. PLSD discharges may be voluntarily reported.

A principal element of the Order is the requirement that the collection agencies adopt and maintain a management plan for the system, referred to as a Sewer System Management Plan or SSMP.

On April 15, 2009, Inland Empire Utilities Agency (Agency) Board of Directors adopted the original Agency SSMP to comply with the Order.

The Order establishes the following goals:

- The SSMP must document the organization's legal authority to achieve the goals of the SSMP as demonstrated through Agency's ordinances, agreements, and other legally binding instruments.
- The SSMP must identify the Agency's organization and staff responsible for implementing and maintaining the SSMP.
- The SSMP is to provide a plan and schedule to properly manage, operate, and maintain all parts of the Agency's wastewater conveyance system.

Additionally, the Order requires Agency staff to perform periodic internal audits of the SSMP focusing on evaluating the effectiveness of the SSMP and staffs' compliance with its requirements, as shown in Section D.13(x) of the Order. The internal audits must be performed at least every two years with the audit report kept on file at the Agency. Due date for this audit is May 2, 2019. The 2019 Audit Team reviewed the last SSMP dated May 2, 2014.

The SSMP must be updated every five years, must contain any significant program changes, and be re-certified by the Agency's Board of Directors. To complete the re-certification process, Agency staff must enter the information on the Online SSO Database. The re-certification of the SSMP was completed on April 17, 2014. The next quinquennial review is due on April 17, 2019.

In general, the State's audit requirements of the SSMP are extremely complex with many overlapping topics. As described below, there are 11 major categories in the SSMP and over three dozen subcategories. Additionally, a comprehensive audit program includes evaluation elements such as document control, training, objectives, data management, audit procedures, and results approach outcomes. The Agency's SSMP and audit requirement does not cover its Regional Contracting Agencies (RCA), (namely the cities of Chino, Chino Hills, Fontana, Montclair, Ontario, Rancho Cucamonga, and Upland) as they have their own SSMPs and are responsible for their own operations and maintenance (O&M). However, the Agency communicates regularly with our RCAs regarding SSOs, discharges to the Agency's system, Overflow Emergency Response Plan (OERP), and on other related topics.

This is the fifth internal audit of the SSMP, covering the period between May 2, 2017 and May 2, 2019. However, in order to finish the audit by May 2, 2019, California Integrated Water Quality System Project (CIWQS) data will be analyzed up to March 1, 2019. After reviewing and sharing the contents of the audit report, staff will create a list of proposed remedies, if deficiencies were found to exist, file the report, and begin working to correct the deficiencies, if any.

This audit team was comprised of the following personnel:

Name	Position	Organization
Teresa Velarde	Manager of Internal Audit	IEUA
Julio Im	Senior Associate Engineer Environmental Compliance	IEUA
Ken Monfore	Deputy Manager of Maintenance	IEUA
Daniel Dyer	Collection System Supervisor	IEUA
Paul Causey	Consultant	Causey Consulting

Table 1: Agency 2019 Audit Team

Interviews Conducted:

Department	Name	Title
Agency Management	Randy Lee	Executive Manager of Operations/AGM
Operations & Maintenance	Chander Letulle	O&M Manager (South)
Operations & Maintenance	Kenneth Monfore	Deputy Manager of Maintenance (Collection/Facilities/Fleet)
Operations & Maintenance	Dan Dyer	Collection System Supervisor
Operations & Maintenance	Alex Arguelles	Collection System Operator
Operations & Maintenance	Edward Chavez	Collection System Operator
Engineering	Shaun Stone	Manager of Engineering
Engineering	Jerry Burke	Deputy Manager of Engineering
Engineering	Jason Marseilles	Senior Engineer
Engineering	Liza Munoz	Senior Engineer
Engineering	Michael Diaz	Associate Engineer
Engineering	Josh Biesiada	Project Manager I
Engineering	Michelle Reed	Assistant Engineer
Compliance	Pietro Cambiaso	Deputy Manager of Planning & Environmental Resources
Compliance	Julio Im	Senior Associate Engineer
Compliance	Bonita Fan	Senior Environmental Resources Planner
Compliance	Craig Proctor	Source Control/Environmental Resources Supervisor
Business Information Systems	Kanes Pantayatiwong	Manager of BIS
Business Information Systems	Gary Te	GIS Specialist
External Affairs	Andrea Carruthers	Manager of External Affairs
Laboratory	Nel Groenveld	Manager of Laboratories
Safety	Claudia Neighbors	Safety Officer
Contractor – West Coast	Jeff Krueger	Hauling Sales Representative
Contractor – KVAC	Diana Knifer	Owner

Table 2: Interviews Conducted

Documents Audited or Reviewed:

No.	Document
1	Agency Sewer System Management Plan (April 27, 2015)
2	2017 SSMP Biennial Audit Report (May 2, 2017)
3	Contact List in Case of Emergency SSO (February 1, 2018)
4	California Integrated Water Quality System Project (CIWQS) Online SSO Reports
5	Agency Ordinances 96, 97, 99, and 106
6	Sanitary Sewer Overflow Unified Response Guidance Plan (SSOURGP) July 1, 2007
7	Overflow Emergency Response Plan (OERP)
8	Pump Station Emergency Response Plans DRAFTs (PSERP)
9	Standard Operating Procedures DRAFTS (CCTV, GapVax, and Opening-Closing Manhole Lids)
10	Wastewater Facilities Master Plan Update Report Vol 1 & 2 (June 2015)
11	Non-Reclaimable Wastewater System Capital Improvements Program Plan (PBS&J Report - Mar 2006)

Table 3: Documents Audited or Reviewed

Summary

This biennial audit of the Agency's SSMP consists of evaluating all 11 elements and all appendices required by the WDR (refer to Table 4 below).

Element	WDR Reference Section	Heading
1	D.13.i	Goals
2	D.13.ii	Organization
3	D.13.iii	Legal Authority
4	D.13.iv	Operation and Maintenance Program
5	D.13.v	Design and Performance Provisions
6	D.13.vi	Overflow Emergency Response Plan
7	D.13.vii	FOG (fats, oils, grease) Control Plan
8	D.13.viii	System Evaluation and Capacity Assurance Plan
9	D.13.ix	Monitoring, Measurement, and Program Modifications
10	D.13.x	SSMP Program Audits
11	D.13.xi	Communication Program

Table 4: SSMP Elements

Each element was assessed and given a sufficiency ranking and recommendations as deemed appropriate.

The format for audit reporting is as follows:

- Order Section/Subsection
- Sufficiency Ranking
 - A – Well Above Average
 - B – Above Average
 - C – Average
 - D – Below Average
 - F – Not in Compliance
- Findings
- Reference Information
- Recommendations

Table 5 below summarizes each element ranking, findings, and recommendations.

Element	Sufficiency Ranking	Findings	Recommendations
1: Goals	B	Achieved most of their current goals.	<ol style="list-style-type: none"> 1. Re-evaluate goals & revise as necessary. 2. Tie goals to KPIs / metrics in Element 9.
2: Organization	D	<ol style="list-style-type: none"> 1. Outdated organization charts. 2. Conflicts with other documents (URGP, OERP, Emergency Contact list). 3. Some material may belong in another section of SSMP. 4. No table of SSMP element responsibilities. 	<ol style="list-style-type: none"> 1. Update organization charts including date of chart. Add LRO and Date Submitter (DS) designations. 2. Add narrative & responsibility chart. 3. Conform all documents. 4. Remove material that belong elsewhere (i.e. OERP)
3: Legal Authority	B	<ol style="list-style-type: none"> 1. No specific reference to ordinance sections required by WDR. 2. SSMP appendices contain full ordinances. 	<ol style="list-style-type: none"> 1. Add table of specific ordinance references. 2. Remove ordinances from appendices but ensure accessible via website.
4: Operation and Maintenance Program	D	<ol style="list-style-type: none"> 1. No description of use of storm drain maps by the Agency emergency response personnel. 2. Element should contain specific narratives explaining cleaning (regular and hot spots – siphons) and closed-circuit television (CCTV) frequencies along with percentage of the system. Add a table of frequencies and lengths. 3. Provide explanation of the hot spot program, how large, how often and how lines are added or removed from the program. 4. Should have performance results, minimum of five years, from operations line cleaning, hotspot cleaning, CCTV inspection siphon cleaning, pump station and force main maintenance. 5. Lacks repair and rehabilitation process details for emergency and corrective repairs. 6. Need to formalize process for short- and long-term Capital Improvement Plan (CIP). 	<ol style="list-style-type: none"> 1. Include discussion on how the Agency uses storm drain maps. 2. Add narratives explaining cleaning (regular and hot spots – siphons) and CCTV frequencies along with percentage of the system. Add a table of frequencies and lengths. 3. Provide explanation of the hot spot program, how large, how often and how lines are added or removed from the program. 4. Include performance results, minimum of five years, from operations line cleaning, hotspot cleaning, CCTV inspection siphon cleaning, pump station and force main maintenance. 5. Formalize repair and rehabilitation process for emergency and corrective repairs. 6. Formalize Collection's and Engineering's pipe segment and manhole condition reviews in Geographic

		<ol style="list-style-type: none"> 7. Need plan/process to ensure contractors are appropriately trained. 8. The lists of critical equipment and mutual aid resources (listed in the Mutual Aid (MA) Agreement) are outdated. 	<p>Information System (GIS); and, update short- and long-term CIP plans accordingly.</p> <ol style="list-style-type: none"> 7. Create a plan/process to ensure contractors are appropriately trained. 8. Update critical equipment, parts, and MA resource lists.
5: Design and Performance Provisions	C	<ol style="list-style-type: none"> 1. No specific discussion of inspection and testing of pipelines, force mains, or pump stations. 2. No specific statement of rehabilitation and testing standards. 	<ol style="list-style-type: none"> 1. Add discussion of inspection and testing of pipelines, force mains, and pump stations. 2. Add specific statement concerning rehabilitation and testing standards.
6: Overflow Emergency Response Plan	F	<ol style="list-style-type: none"> 1. Created an OERP, replacing SSOURGP. 2. OERP is not approved and it is missing sections on traffic and crowd control. 3. MA Agreement is old (2004) and outdated. 4. Agency does not have a Water Quality Monitoring Plan (WQMP). 5. Pump Station Emergency Response Plan (SERP) and Standard Operating Procedures (SOPs) drafted. 	<ol style="list-style-type: none"> 1. Replace outdated SSOURGP with recently created OERP. 2. Add missing traffic and crowd control sections and approve OERP. 3. Update MA Agreement. 4. Create a WQMP. 5. Finish PSERPs and SOPs.
7: FOG (fats, oils, grease) Control Plan	A	<ol style="list-style-type: none"> 1. Re-evaluated our service area and determined a FOG Control Program is not needed. 2. Regular meetings conducted with RCAs. 	<ol style="list-style-type: none"> 1. Continue cleaning/inspection program and re-evaluate need each audit cycle. 2. Continue regular meetings with RCAs.
8: System Evaluation and Capacity Assurance Plan	C	<ol style="list-style-type: none"> 1. Conditions assessment is old (2006). However, hydraulic analysis on Regional Sewer System (RSS) is current (2015). No capacity evaluation of Brine Sewer System (BSS). 2. No discussion of pump stations or force main capacity evaluations. 	<ol style="list-style-type: none"> 1. Consider contracting a new conditions assessment on both systems and a capacity assessment of the BSS. 2. Prepare sewer system master plan for pump stations, force mains, RSS, and BSS system. 3. Formalize Collection's and Engineering's periodic GIS review.
9: Monitoring, Measurement, and Program Modifications	B	<ol style="list-style-type: none"> 1. Many improvements: reduced SSOs, higher production, enhanced training. 2. CIWQS questionnaire requires significant updating. 	<ol style="list-style-type: none"> 1. Ensure update CIWQS data to match our data (pipe lengths, force main lengths, and number of pump stations).

		3. Operational performance metrics need to be added.	<ul style="list-style-type: none"> 2. Develop additional O&M metrics. 3. Evaluate annually, briefing management annually and the Board of Directors after each audit. 4. Add metrics to sewer webpage following report to Board of Directors.
10: SSMP Program Audits	A	Internal audits conducted as required and most recent posted to web page.	Update internal audit as completed and post to website once signed by LRO and presented to Board of Directors.

11: Communication Program	C	<p>SSMP and audits are communicated with public through website.</p> <p>No change log exists.</p> <p>No periodic presentation of collection system performance results.</p>	<p>Additionally, utilize social media (e.g. Facebook).</p> <p>Create a change log and regularly update.</p> <p>Publicize change log, repairs, and corrective action tracker.</p> <p>Create annual SSMP report and brief to management.</p>
Appendices	N/A	<p>The main SSMP document is currently 54 pages in length. The appendices add almost 600 pages resulting in a 647-page document.</p>	<p>Recommend making the following changes:</p> <ol style="list-style-type: none"> 1. Remove non-required appendices to include: <ol style="list-style-type: none"> a. Appendix 1 – SWRCB Orders b. Appendix 2 – Emergency Contact list (add to Element 2) c. Appendix 3 – Ordinances (ensure available on website) d. Appendix 4 – Place projects, training, and parts inventory into respective SSMP Element 4. e. Appendix 5 – Remove and ensure available via website as necessary. f. Appendix 6 – Remove SSOURGP and replace with OERP. Update MA Agreement and make available on website. Remove Collections Chain of Command chart and SSO event reporting. Add to Element 2. g. Appendix 8 – Remove service maps & place in required SSMP Element. Make available on website as necessary. 2. Re-evaluate & implement new set of appendices.

Table 5: Summarized Sufficiency Rankings, Findings, & Recommendations Per Element

Table 5 findings and recommendations will be used to update the 2019 SSMP Revision. Those items that will not be completed within this revision will be tracked in the SSMP Deficiency Log, which will be included as an SSMP appendices. This log will track the deficiency, person responsible, corrective action, and expected completion date.

SSMP Implementation Effectiveness

Program effectiveness was evaluated based on the following three criteria:

1. Agency's Element Sufficiency Rankings
2. Meeting our last Board certified SSMP (April 17, 2014) goals.
3. Attaining California State's overall goals

Sufficiency Rankings

An overall sufficiency ranking was determined by assigning a number to each ranking (i.e. A = 4, B = 3, C = 2, D = 1, & F = 0). These scores were then summed and dividend by the 11 elements (refer to Table 6 below).

Element	Ranking	Score
Goals	B	3
Organization	D	1
Legal Authority	B	3
O&M	D	1
Design & Performance	C	2
OERP	F	0
FOG	A	4
SECAP	C	2
MMPM	B	3
SSMP Audits	A	4
Communication	C	2
Overall	C	25/11 = 2.27

Table 6: Overall Sufficiency Ranking

Table 6 shows that we attained an overall sufficiency ranking of average (C).

Table 7 below lists the scoring range for sufficiency ranking.

Scoring Range	Ranking
3.60 – 4.00	A – Well Above Average
2.60 – 3.59	B – Above Average
1.60 – 2.59	C – Average
0.60 – 1.59	D – Below Average
0.00 – 0.59	F – Not in Compliance

Table 7: Scoring Range

Meeting Agency's Goals

Attaining our April 17, 2014 SSMP goals were also measured by assigning the same sufficiency ranking and scoring above (refer to Table 8 below).

Agency's Goals	Ranking	Score
1. To reduce the number of SSOs	A	4
2. To mitigate and minimize the impact of SSOs	A	4
3. To document mitigation measures and cost estimates	C	2
4. To communicate the causes and effects of SSOs with member agencies	B	3
5. To inspect and assess the collection system using CCTV as needed	B	3
6. To develop CIP	C	2
7. To evaluate the capacity to convey base and peak flows to minimize the frequency and severity of SSOs using hydraulic modeling	B	3
8. To develop a list of present and future funding sources to achieve these goals	B	3
Overall	B	24/8 = 3.00

Table 8: Overall Goal Score

Overall goal attainment is substantially Above Average (B).

Attaining California State's Goals

The State's overall goals are to reduce the number of SSOs, mitigate them when they occur, and for Agencies to continually improve their program.

The State's first and second goal matched the Agency's first two goals and are therefore scored the same. Continual improvement was determined based on the following three criteria:

1. Sufficiency ranking comparison with last audit
2. Handling of recommendations from last audit
3. Other factors for consideration

Sufficiency Ranking Comparison

Element	2017 Ranking	2019 Ranking
Goals	A	B
Organization	A	D
Legal Authority	A	B
O&M	A	D
Design & Performance	A	C
OERP	A	F
FOG	A	A
SECAP	A	C
MMPM	A	B
SSMP Audits	A	A
Communication	A	C
Overall	A	C

Table 9: 2017 vs. 2019 Comparison

Table 9 above compares each element's sufficiency ranking from the last audit in 2017. This shows the program degraded in almost every category.

Note: Table 9 2017 & 2019 results are shown in the Agency's current sufficiency ranking system. Audits from 2017 and prior used the sufficiency ranking system below:

- *Complies (C) – complies with all objectives*
- *Substantial Compliance (SC) – complies mostly with all objectives*
- *Partial Compliance (PC) – complies with basic objectives*
- *Marginal Compliance (MC) – complies objectives minimally*
- *Not in Compliance (NC)*

Last Audit's Recommendations

The only recommendation from the 2017 audit was in Element 11 (Communication Program), which stated, "It is recommended after each audit that Agency staff develop an implementation plan to address any deficiencies identified during the audit. Progress can then be acknowledged with the next audit or certification." This has been developed and will be placed and tracked in an appendix in the 2019 SSMP.

Other Factors for Consideration

Although the sufficiency ranking comparison in Table 9 above shows a degradation in almost every element, two other factors should be considered. First, the 2019 audit was a much more robust evaluation. The 2017 audit was performed by one person; however, after receiving training on how to conduct and audit, a five-person evaluation team was formed for the 2019 audit. Not surprisingly, the findings were much more substantial and led to the lower scores. Second, other improvements were not originally set as goals in 2014. Those include the following:

- Increased inspection and cleaning production (refer to Element 9 – Graph 4 & Table 15)
- Continued needed engineering structural repairs (refer to Element 9 – Table 17)
- Attained 100% monthly hotspot preventive maintenance (refer to Element 9 – Graph 3)
- Increased training and certifications (refer to Element 9 – Table 16)
- Improved mutual aid relationships (re-established periodic Mutual Aid meetings with entire staffs and added semi-annual meetings with supervisors and managers)
- Added Documentation (three SOPs, an OERP, and drafted seven PSERP)
- Implemented formalized pipe segment and manhole GIS review process

A continual improvement of partially complies based on these two mitigating factors.

Table 10 below summarizes the Agency’s overall assessment in meeting the state’s goals

State’s Goals	Ranking	Score
1. To reduce the number of SSOs	A	4
2. To mitigate and minimize the impact of SSOs	A	4
3. Continual improvement	C	2
Overall	B	10/3 = 3.33

Table 10: Overall State Goal Score

Agency overall achieved an Above Average (B) with regard to the state’s goals.

Overall Effectiveness Evaluation

Table 11 below summarizes the overall effectiveness evaluation

Overall Effectiveness Evaluation	Ranking	Score
1. Element Sufficiency Rankings	C	2.27
2. Meeting Agency’s Goals	B	3.00
3. Attaining California State Goals	B	3.33
Overall	B	8.60/3 = 2.87

Table 11: Overall Effectiveness Evaluation

Agency’s SSMP program effectiveness is evaluated as Above Average (B).

1. Audit of Goals - Order D.13.i

The goal of the SSMP is to provide a plan and schedule to properly manage, operate, and maintain all parts of the sanitary sewer system. This will help reduce and prevent SSOs, as well as mitigate any SSOs that do occur.

Sufficiency: **Above Average (B)**

Findings: The Agency has established a list of goals in its SSMP. The goals established comply with the requirements of the SWRCB Order. The eight goals established with the first version of the Agency's SSMP are the following:

1. To reduce the number of SSOs
2. To mitigate and minimize the impact of SSOs
3. To document mitigation measures and cost estimates
4. To communicate the causes and effects of SSOs with member agencies
5. To inspect and assess the collection system using CCTV as needed
6. To develop CIP
7. To evaluate the capacity to convey base and peak flows to minimize the frequency and severity of SSOs using hydraulic modeling
8. To develop a list of present and future funding sources to achieve these goals

The Agency succeeded in attaining most of their current goals, detailed below.

1. To reduce the number of SSOs (Score = 4)
 - There was only one SSO since the last audit, which was due to a sister agency's contracted construction negligence damaging our force main. Additionally, average SSOs per year have continued a downward trend (refer to Element 9).
2. To mitigate and minimize the impact of SSOs (Score = 4)
 - Recovered volume spill was below the region and state in all categories (refer to Element 9).
 - Process, procedures, and training enhancements have been put in place to improve mitigating SSOs should they occur (refer to Element 4 (O&M) and Element 6 (OERP)).
3. To document mitigation measures and cost estimate (Score = 2)
 - Mitigation measures are documented with the formalization of the SSMP which provides a plan to mitigate SSOs and their impact. Other mitigation measures were to create an OERP, PSERPs, and SOPs. These documents have been created or are in draft form.
 - Little has been done to determine the cost estimates.
4. To communicate the causes and effects of SSOs with member agencies (Score = 3)
 - MA meetings were being done every 6-9 months; however, semi-annual staff meetings and semi-annual manager/supervisor meetings have been established.

These meetings are used to discuss challenges, ideas, and lessons learned (e.g. SSOs, SSMPs, etc.).

5. To inspect and assess the collection system using CCTV as needed (Score = 3)
 - Routine inspection continues (refer to Element 4: O&M)
 - Recommend formalizing plan to assess non-urgent pipe and manhole (MH) degradations (refer to Element 8: SECAP).
6. To develop CIP (Score =2)
 - Recommend conducting a new conditions assessment on both sewer systems (refer to Element 8: System Evaluation and Capacity Assurance Plan (SECAP)
 - Recommend formalizing plan to assess non-urgent pipe and MH degradations (refer to Element 8: SECAP) and determine adding to short- and long-term CIPs.
7. To evaluate the capacity to convey base and peak flows to minimize the frequency and severity of SSOs using hydraulic modeling (Score = 3)
 - Evaluation study performed 2015 Water Facilities Master Plan (WFMP) on RSS system. Pre-Treatment & Source Control regulate BSS system (refer to Element 8: SECAP).
8. To develop a list of present and future funding sources to achieve these goals (Score = 3)
 - This is done through the annual budget process. Additionally, the Agency continuously works to evaluate grant and loan funding for new and future programs.

Overall, the Agency's goal attainment is scored at 3.00, which equates to substantial compliance (refer to Table 8 in the program effectiveness evaluation section above).

References:

- 2014 SSMP Revision

Recommendations:

1. The audit team assessed the eight goals and recommends re-evaluating if new goals are needed to continue to further improve our SSMP in meeting the overall goals of reducing SSO events and their health and environmental impacts should they occur.
2. Tie goals to key performance indicators (KPIs)/metrics in Element 9.

2. Audit of Organization - Order D.13.ii

Review the SSMP to determine if it complies with the Order in the following manner:

- (a) *The name of the responsible or authorized representative as described in Section J of this Order.*
- (b) *The names and telephone numbers for management, administrative, and maintenance positions responsible for implementing specific measures in the SSMP program. The SSMP must identify lines of authority through an organization chart or similar document with a narrative explanation; and*
- (c) *The chain of communication for reporting SSOs, from receipt of a complaint or other information, including the person responsible for reporting SSOs to the State and Regional Water Board and other agencies if applicable (such as County Health Officer, County Environmental Health Agency, Regional Water Board, and/or State Office of Emergency Services (OES)).*

Sufficiency: **Below Average (D)**

Findings:

1. Outdated organization charts.
2. The SSOURGP was created in 2007, prior to the establishment of the Agency's SSMP (2009), and it was not updated to add JCSD in 2014. Contact information and actions within this document conflict with the SSMP and the newly created OERP.
3. Much of the information within this section (2014 SSMP) is more applicable in Element 6: OERP (e.g. definitions, SSO actions, etc.).
4. No table of SSMP responsibilities.

References:

- Agency's SSMP, SSOURGP, and OERP
- Concise Contact List in Case of Emergency (Agency's website)

Recommendations:

1. Update organization charts including date of chart.
2. Add Legally Responsible Official (LRO) and Data Submitter (DS) designations.
3. Add narrative and responsibility chart.
4. Conform all documents.
5. Remove material that belongs elsewhere (i.e. OERP).
6. Recommend considering adding the Mutual Aid partners contact information also on the Agency's website.

3. Audit of Legal Authority - Order D.13.iii

Review the SSMP to determine if it complies with the Order to:

- (a) *Prevent illicit discharges into its sanitary sewer system (examples may include inflow/infiltration (I/I), stormwater, chemical dumping, unauthorized debris and cut roots, etc.);*
- (b) *Require that sewers and connections be properly designed and constructed;*
- (c) *Ensure access for maintenance, inspection, or repairs for portions of the lateral owned or maintained by the Public Agency;*
- (d) *Limit the discharge of fats, oils, and grease and other debris that may cause blockages, and*
- (e) *Enforce any violation of its sewer ordinances.*

Sufficiency: **Above Average (B)**

Findings:

1. No specific reference to ordinance sections (required by WDR).
2. SSMP contains full ordinances, which nearly doubles the size of the SSMP document.
3. Ordinances were reviewed, and no revisions were recommended.
4. The Agency has in place pretreatment agreements with each of its RCAs which require that significant industrial users (SIUs) be properly permitted and required to meet Federal, State and local limits.
5. Per the 2015 Audit, the Agency maintains GIS with the Agency's right to access easements documents.

Reference:

- Inland Empire Brine Line (IEBL) Ordinance No. 96
- Regional Ordinance No. 97
- Non-Reclaimable Wastewater System (NRWS) Ordinance No. 99
- Pretreatment Agreements with member agencies
- Discharge Permit Tracking Database
- Easement Documents

Recommendation:

1. Add table of specific references to ordinance sections.
2. Remove ordinances from the appendices to reduce the size of the SSMP, making it more usable. However, it is recommended that these remain accessible via the Agency's website. Considered hyperlinking from the document.

4. Audit of Operation and Maintenance Program - Order D.13.iv

Review the SSMP to determine if it complies with the Order to:

- (a) *Maintain an up-to-date map of the sanitary sewer system, showing all gravity line segments and manholes, pumping facilities, pressure pipes and valves, and applicable stormwater conveyance facilities;*
- (b) *Describe routine preventive operation and maintenance activities by staff and contractors, including a system for scheduling regular maintenance and cleaning of the sanitary sewer system with more frequent cleaning and maintenance targeted at known problem areas. The Preventive Maintenance (PM) program should have a system to document scheduled and conducted activities, such as work orders;*
- (c) *Develop a rehabilitation and replacement plan to identify and prioritize system deficiencies and implement short- and long-term rehabilitation actions to address each deficiency. The program should include regular visual and TV inspections of manholes and sewer pipes, and a system for ranking the condition of sewer pipes and scheduling rehabilitation. Rehabilitation and replacement should focus on sewer pipes that are at risk of collapse or prone to more frequent blockages due to pipe defects. Finally, the rehabilitation and replacement plan should include a capital improvement plan that addresses proper management and protection of the infrastructure assets. The plan shall include a time schedule for implementing the short- and long-term plans plus a schedule for developing the funds needed for the capital improvement plan;*
- (d) *Provide training on a regular basis for staff in sanitary sewer system O&M, and require contractors to be appropriately trained; and*
- (e) *Provide equipment and replacement part inventories, including identification of critical replacement parts.*

Sufficiency: **Below Average (D)**

Findings:

1. No description of use of storm drain maps by the Agency's emergency response personnel.
2. Element should contain specific narratives explaining cleaning (regular and hot spots – siphons) and CCTV frequencies along with percentage of the system. Add a table of frequencies and lengths.
3. Provide explanation of the hot spot program, how large, how often, and how lines are added or removed from the program.
4. Should have performance results, minimum of five years, from operations line cleaning, hotspot cleaning, CCTV inspection siphon cleaning, pump station and force main maintenance.
5. Lacks repair and rehabilitation process details for emergency and corrective repairs.
6. Need to formalize process for short- and long-term CIP.
7. Need plan/process to ensure contractors are appropriately trained.
8. The lists of critical equipment and mutual aid resources (listed in the MA Agreement) are outdated.

References:

- SSMP, GIS, and SAP
- Safety Officer's and Deputy Manager's Training Tracker
- MA Agreement

Recommendations:

1. Include discussion on how the Agency's uses storm drain maps.
2. Add narratives explaining cleaning (regular and hot spots – siphons) and CCTV frequencies along with percentage of the system. Add a table of frequencies and lengths.
3. Provide explanation of the hot spot program, how large, how often and how lines are added or removed from the program.
4. Include performance results, minimum of five years, from operations line cleaning, hotspot cleaning, CCTV inspection siphon cleaning, pump station and force main maintenance.
5. Formalize repair and rehabilitation process for emergency and corrective repairs.
6. Formalize Collection's and Engineering's pipe segment and manhole condition reviews in GIS; and, update short- and long-term CIP plans accordingly.
7. Create a plan/process to ensure contractors are appropriately trained.
8. Update critical equipment, parts, and MA resource lists.

5. Audit of Design and Performance Provisions - Order D.13.v

Review the SSMP to determine if it complies with the Order by:

- (a) *Design and construction standards and specifications for the installation of new sanitary sewer systems, pump stations and other appurtenances; and for the rehabilitation and repair of existing sanitary sewer systems; and*
- (b) *Procedures and standards for inspecting and testing the installation of new sewers, pumps, and other appurtenances and for rehabilitation and repair projects.*

Sufficiency: **Average (C)**

Findings:

1. No specific discussion of inspection and testing of pipelines, force mains, or pump stations.
2. No specific statement of rehabilitation and testing standards.

Reference:

- *Standard Specifications for Public Works Construction (GREENBOOK)*

Recommendations:

1. Add discussion of inspection and testing of pipelines, force mains, and pump stations.
2. Add specific statement concerning rehabilitation and testing standards.

6. Audit of Overflow Emergency Response Plan - Order D.13.vi

Review the SSMP to determine if it complies with the Order by having an overflow emergency response plan that includes:

- (a) *Proper notification procedures so that the primary responders and regulatory agencies are informed of all SSOs in a timely manner;*
- (b) *A program to ensure an appropriate response to all overflows;*
- (c) *Procedures to ensure prompt notification to appropriate regulatory agencies and other potentially affected entities (e.g. health agencies, Regional Water Boards, water suppliers, etc.) of all SSOs that potentially affect public health or reach the waters of the State in accordance with the MRP. All SSOs shall be reported in accordance with this MRP, the California Water Code, other State Law, and other applicable Regional Water Board WDRs or National Pollutants Discharge Elimination System (NPDES) permit requirements. The SSMP should identify the officials who will receive immediate notification;*
- (d) *Procedures to ensure that appropriate staff and contractor personnel are aware of and follow the Emergency Response Plan and are appropriately trained;*
- (e) *Procedures to address emergency operations, such as traffic and crowd control and other necessary response activities; and*
- (f) *A program to ensure that all reasonable steps are taken to contain and prevent the discharge of untreated and partially treated wastewater to waters of the United States and to minimize or correct any adverse impact on the environment resulting from the SSOs, including such accelerated or additional monitoring as may be necessary to determine the nature and impact of the discharge.*

Sufficiency: **Not in Compliance (F)**

Findings:

1. The *Unified Response Guidance Plan (URGP)* is an agreement (July 2007) between the Agency and its member agencies to provide mutual assistance in case of an SSO. This is an outdated agreement (does not include Jurupa, who was added as a MA partner in 2014).
2. DKF Solutions Group was contracted to create, with the Agency's assistance, an updated OERP. This was completed in 2018, but it has not been approved. The OERP is missing a section on traffic and crowd control.
3. The MA agreement was originally created in 2004 and is outdated. The 2014 amendment added JCSD but did not update resources, rates, or contact information.
4. The Agency does not have a WQMP.
5. DKF Solutions Group and the Agency are in the process of completing PSERPs for each of their seven pump stations.
6. DKF and the Agency are in the process of completing SOPS (i.e. GapVax, CCTV, and manhole operations.)

References:

- SSO Unified Response Guidance Plan, Agency's SSMP
- Agency's OERP
- MA Agreement

Recommendations:

1. Replace outdated SSOURGP with recently created OERP.
2. Add missing traffic and crowd control sections and approve the OERP.
3. Update MA Agreement.
4. Create a WQMP.
5. Finish PSERPs and SOPs.

7. Audit of FOG (Fats, Oils, and Grease) Control Plan- Order D.13.vii

Review the SSMP to determine if it complies with the Order by having a FOG Control plan with the following:

- (a) *An implementation plan and schedule for a public education outreach program that promotes proper disposal of FOG;*
- (b) *A plan and schedule for the disposal of FOG generated within the sanitary sewer system service area. This may include a list of acceptable disposal facilities and/or additional facilities needed to adequately dispose of FOG generated within a sanitary sewer system service area;*
- (c) *The legal authority to prohibit discharges to the system and identify measures to prevent SSOs and blockages caused by FOG;*
- (d) *Requirements to install grease removal devices (such as traps or interceptors), design standards for the removal devices, maintenance requirements, best management practices (BMP) requirements, record keeping, and reporting requirements;*
- (e) *Authority to inspect grease producing facilities, enforcement authorities, and whether the Enrollee has sufficient staff to inspect and enforce the FOG ordinance;*
- (f) *An identification of sanitary sewer system sections subject to FOG blockages and establishment of a cleaning maintenance schedule for each section; and*
- (g) *Development and implementation of source control measures for all sources of FOG discharged to the sanitary sewer system for each section identified in (f) above.*

Sufficiency: **Well Above Average (A)**

Findings:

1. Agency owns and operates the Regional Sewerage and Non-Reclaimable Wastewater Systems. These collection and conveyance systems are large diameter pipelines that collect all wastewater flows originating from the member agencies' sewer systems. As each member agency has a well-developed FOG program that is tailored specifically to address their cities' needs, including permitting and inspection of commercial and industrial dischargers as well as enforcement, public education and outreach programs, the Agency has determined that a formalized FOG Control Program is not needed. The Agency's Pre-treatment / Source Control (PT/SC) also conduct routine, "unannounced" inspections on NRW dischargers. Additionally, the Agency has an Ordinance in place prohibiting excessive FOG discharges and has a cleaning and maintenance schedule for areas prone to FOG build-up such as siphons and pipeline sections prone to sediment buildup or low scouring velocity.
2. There is only one related FOG spill which was over 10 years ago (December 7, 2007), which supports the Agency's evaluation of not needing a FOG program (refer to Table 13 and Graph 2 in Element 9).

References:

- IEBL Ordinance No. 96
- Regional Ordinance No. 97
- NRWS and Etiwanda Water Line (EWL) Ordinance No. 99

Recommendation:

1. Continue cleaning/inspection program and re-evaluate FOG Control Program each audit cycle.

8. Audit of the System Evaluation and Capacity Assurance Plan- Order D.13.viii

Review the SSMP to determine if it complies with the Order by:

- (a) *Evaluation: Actions needed to evaluate those portions of the sanitary sewer system that are experiencing or contributing to an SSO discharge caused by hydraulic deficiency. The evaluation must provide estimates of peak flows (including flows from SSOs that escape from the system) associated with conditions similar to those causing overflow events, estimates of the capacity of key system components, hydraulic deficiencies (including components of the system with limiting capacity) and the major sources that contribute to the peak flows associated with overflow events;*
- (b) *Design Criteria: Where design criteria do not exist or are deficient, undertake the evaluation identified in (a) above to establish appropriate design criteria; and*
- (c) *Capacity Enhancement Measures: The steps needed to establish a short- and long-term CIP to address identified hydraulic deficiencies, including prioritization, alternatives analysis, and schedules. The CIP may include increases in pipe size, I/I reduction programs, increases and redundancy in pumping capacity, and storage facilities. The CIP shall include an implementation schedule and shall identify sources of funding.*
- (d) *Schedule: The Enrollee shall develop a schedule of completion dates for all portions of the capital improvement plan developed in (a)-(c) above. This schedule shall be reviewed and updated consistent with the SSMP review and update requirements as described in Section D. 14.*

Sufficiency: **Average (C)**

Findings:

1. Two major studies were completed to address the sewer systems' hydraulic capacities and the condition assessments which were the June 2015 Wastewater Facilities Master Plan (WFMP) and the March 2006 PBS&J report. The WFMP only evaluated the hydraulic capacity for the RSS. No further capacity study is required at this time for that system; however, a condition assessment should be considered for this system. The PBS&J report is nearly 13 years old and a capacity and condition assessment should be considered for the BSS.
2. Agency's Engineering department operates H2O Sewer[®], a hydraulic computer model from MWH, which can be operated to test impacts of new discharges to the system and evaluates average dry weather flow, peak dry weather flow, and peak wet weather flow. The hydraulic model is updated, as needed, to reflect changes in the collections system and is GIS-based for up-to-date mapping capability and color-coded results presentation. Both the RSS and the BSS have sufficient capacity per the model.
3. Specific scenarios can be considered, such as increases in flow to determine potential, future bottlenecks in the system and physical improvements needed prior to encountering those future flows. These capacity improvement projects also help address and prevent SSOs. Graph 1 and 2 in Element 9 summarize the SSOs that have occurred historically and their cause.
4. Engineering also operates Primavera[®] (in conjunction with MS Excel[®] and SAP[®]) for tracking its projects and financial costs and the distribution of those costs across the duration of the project. Financial expenditures are categorized with priority (high, medium,

and low) and area of improvements. Table 17 in Element 9 summarizes the repair projects undertaken during this audit period.

5. No discussion of pump stations or force main capacity evaluations.

References:

- 2006 PBS&J Report
- 2015 WFMP

Recommendations:

1. Consider conducting new condition assessments on both the RSS and the BSS; and a capacity analysis for the BSS system.
2. Recommend creating a full SSMP for all pipelines, pump stations, and force mains once the condition assessments are completed.
3. Formalize and carry out a plan to Collection and Engineering to review GIS data for O&M and structural defects, adjusting short- and long-term CIP plans accordingly.

9. Audit of the Monitoring, Measurement, and Program Modification - Order D.13.ix.

Review the SSMP to determine if it complies with the Order by:

- (a) Maintain relevant information that can be used to establish and prioritize appropriate SSMP activities;
- (b) Monitor the implementation and, where appropriate, measure the effectiveness of each element of the SSMP;
- (c) Assess the success of the preventive maintenance program;
- (d) Update program elements, as appropriate, based on monitoring or performance evaluations; and
- (e) Identify and illustrate SSO trends, including frequency, location, and volume.

Sufficiency: **Above Average (B)**

Findings:

Analysis was performed using CIWQS data up to March 1, 2019. Some of the evaluations looked at all historical data (since May 1, 2006), others focused on the last five years (since the last SSMP certification), and others used as much available Agency data as possible (refer to tables, graphs, and figure below).

Table 12 below summarizes the general MMPM findings, over the last five years, and lists the associated tables, figure, and/or graphs.

Finding	Table / Figure / Graph
Fewer SSOs	Table 13 / Graph 1
No Repeat Spill Locations	Figure 1
Lower Spill Rate Indices and Net Volume Spills Indices than State and Region	Table 14
Construction and Debris Only Two Spill Causes	Graph 2
Improved in PM Siphon/Hotspot Completion Rate	Graph 3
Improved Inspection and Cleaning Production	Graph 4 / Table 15
Increased Training and Certification	Table 16

Table 12: MMPM Findings Summary

Agency Historical SSOs

Table 13 below lists all Agency's historical SSOs recorded in CIWQS.

No.	Date	Location / City	Volume (gal)	Cat	Cause	Description
1	5/1/2006	Sierra & Slover Ave, Fontana	28,600	2	Construction	Utility conduit bored into sewer line.
2	3/6/2007	Grove Ave & Eighth St, Rancho Cucamonga	75	2	Human	IEUA contractor reported that a rock fell onto the pipe during a cave-in of an excavated construction area.
3	5/2/2007	Philadelphia St & Carlos Ave, Ontario	1,500	1	Human	CSDLAC worker dropped glass sample bottle into monitoring manhole, plugging the line.
4	9/9/2007	Philadelphia St btwn RP-1 Access Rd & Vineyard Ontario	10,000	1	Struvite	Blockage in 90° bend
5	11/7/2007	Chino Hills Pkwy & Monte Vista Ave, Chino Hills	47,869	1	FOG	Siphon blockage w/ grease & grit
6	12/11/2007	Prado Park Interceptor - MH No. 2, Chino	500	2	Roots	Root Intrusion
7	6/6/2009	Philadelphia Street & Town Square, Chino	2,000	1	Debris	The pumps at the Montclair Lift Station were working on a reduced pumping capacity as a result of excess debris/rags.
8	7/15/2009	8th Street between Buffalo & Milliken Ave, Rancho Cucamonga	2,500	1	Other / Equipment	The overflow event has been attributed to a failed gasket in the manhole lid caused by high pressure in the line.
9	7/25/2011	San Bernardino Sewage Lift Station, Fontana	6,000	1	Other / Equipment	Pump station failure
10	4/3/2012	San Bernardino Sewage Lift Station, Fontana	80,646	1	Other / Equipment	Equipment failure occurred on the primary and backup communication processors.
11	5/8/2012	Jurupa & Buena Vista Fontana	6	2	Other	Union Pacific Railroad Discharge
12	7/21/2013	Philadelphia St. East of Vineyard, Ontario	3	3	Other / Foaming	Foaming in the RP-1 Centrate discharge line at the gravity connection manhole.
13	8/31/2013	Philadelphia St East of Vineyard, Ontario	19	3	Other / Foaming	Centrifuge dewatering activity during normal operation had produced excess foam that surcharged from the NRW sewer line manhole on Philadelphia St.
14	3/18/2015	Live Oak Ave South of Woodland Dr (34.046 N, - 117.481 W) Fontana	10,000	2	Construction	While driving 42 inch steel casing, the existing 21 inch gravity sewer line was compromised. It was determined that the elevation of the 21 inch sewer line was approximately 1.5 feet lower than anticipated.
15	5/6/2015	Etiwanda Ave North of Santa Ana Ave (34.057 N, - 117.524 W) Ontario	823	3	Debris	Debris in Gravity Mainline
16	8/1/2016	Francis St & Miliken Ave, Ontario	3,000	2	Debris	Debris found in IEUA's system immediately downstream of the connection point with the City of Ontario's system.
17	2/15/2018	Bon View Avenue & Francis Street, Ontario	139,500	2	Construction	City of Ontario contractor's excavating equipment hit a Non-Reclaimable Waste System pipeline.

Table 13: Agency SSOs in CIWQS (up to 3/1/2019)

The Agency has had 17 spills (since started recording in CIWQS 2006), 11 in the last 10 years, four in the last five years, and one in the last two years. In the last five years, we have had zero Category 1 (no spill reaching surface waters), three Category 2, and one Category 3 spills.

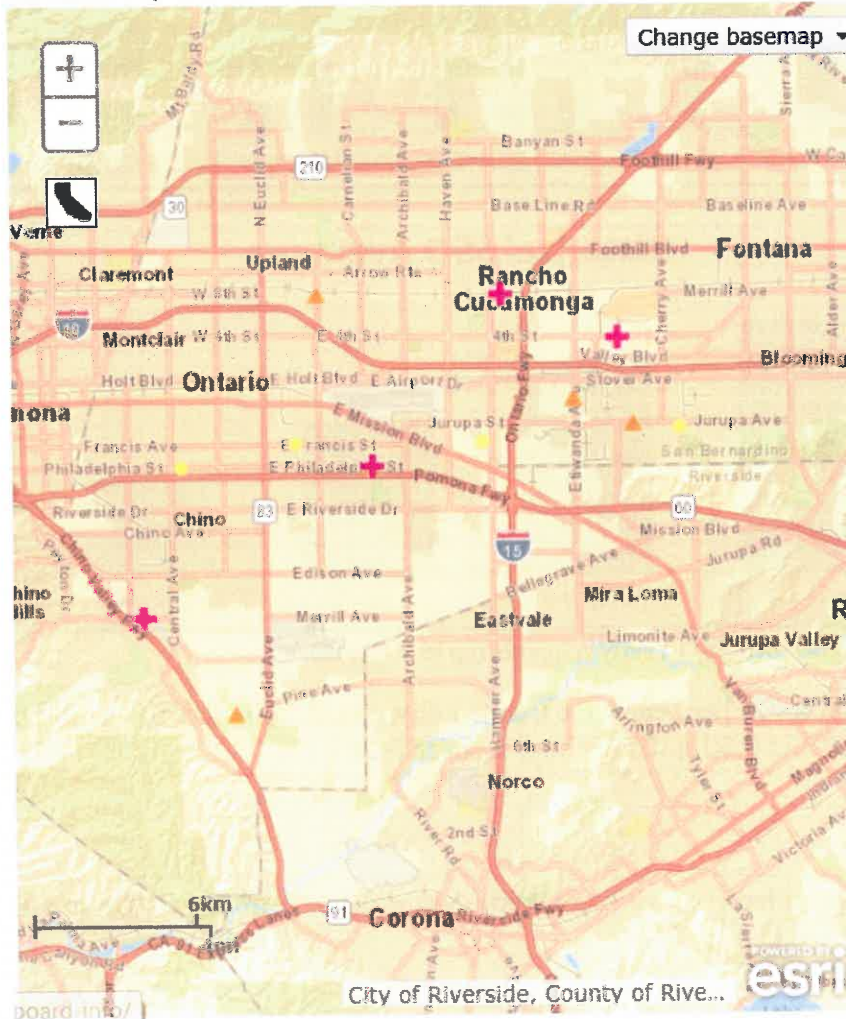
SSOs by Location

Historical spills are shown in Figure 1 below.

SANITARY SEWER OVERFLOWS: 01/01/2007 - 03/01/2019

Spill type: + [Category 1](#) ○ [Category 2](#) ▲ [Category 3](#) [More Info](#)
Click on a map icon for incident information.

Note: Map does not include spills from sewage treatment plants.



- Show all incidents
- Show only incidents with valid GPS coordinates

Filter by volume (gallons):
0 - 1,000,000+ gal.

Minimum:

Maximum:

[Set Volume](#)

Filter by date:
01/01/2007 - 03/01/2019

Start:

End:

[Set Dates](#)

Filter by Agency:
Inland Empire Utilities Agency

[Set Agency](#)

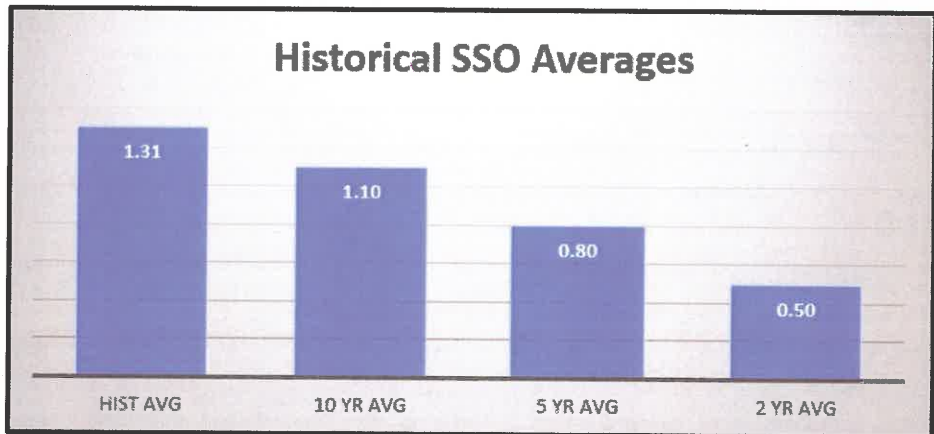
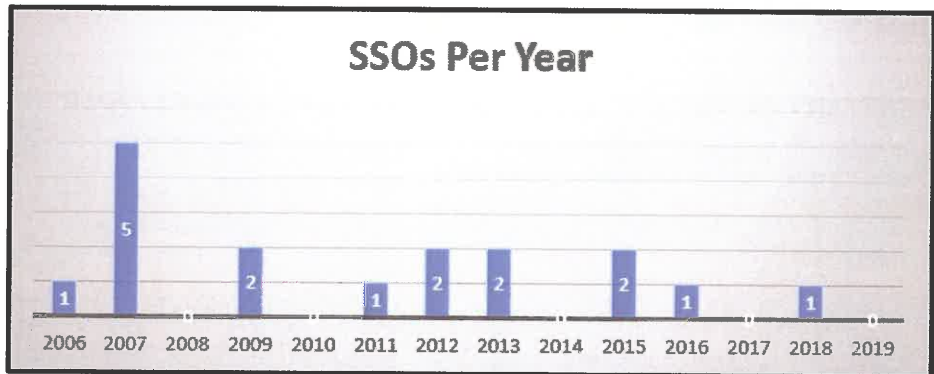
[Show All](#)

Figure 1: SSOs by Location (up to 3/1/2019)

Figure 1 data is from CIWQS, which does not give the option to look earlier than 2007; therefore, the Agency's 5/1/2006 spill is missing from the map; however, it is in the CIWQS database. Additionally, two spill locations (refer to Table 13 above), at San Bernardino List Station (#9 & #10) and outside the Regional Water Recycling Plant No. 1 (RP-1) (#12 & #13) had two spills each. Corrective actions were taken at both locations after their respective spills. The San Bernardino Lift Station had its SCADA communication system upgraded to mitigate future communications problems; and, Operations at RP-1 changed their process to minimize foaming, which was the cause of both of its spills. Neither location have had an SSO in over five years.

SSOs Per Year

Year	#/yr
2006	1
2007	5
2008	0
2009	2
2010	0
2011	1
2012	2
2013	2
2014	0
2015	2
2016	1
2017	0
2018	1
2019	0
Hist Total	17
10 yr Total	11
5 yr Total	4
2 yr Total	1
Hist Avg	1.31
10 yr Avg	1.10
5 yr Avg	0.80
2 yr Avg	0.50



Graph 1: Historical SSO Yearly Averages (up to 3/1/2019)

Graph 1 above shows the average SSOs per year have trended downward. The last five and two years have had an average of 0.80 and 0.50 spills per year respectively.

SSO Rate & Volume

Spill rate indices and net volume spilled (i.e. not recovered) data was taken from CIWQS and is shown in Table 14 below.

Collection System Spill Summary

Operational Indices: Inland Empire Utilities Agency CS

Spill Rate Index (spills/100mi/yr)									
	Category 1			Category 2			Category 3		
	Mainlines	Laterals	Not Specified	Mainlines	Laterals	Not Specified	Mainlines	Laterals	Not Specified
Inland Empire Utilities Agency CS	0.0	N/A	0.0	0.35	N/A	0.0	0.12	N/A	0.0
State Municipal (Public) Average	2.28	N/A	0.9	0.99	N/A	0.77	4.1	N/A	0.89
Region Municipal Average	0.51	N/A	0.16	0.41	N/A	0.64	0.65	N/A	0.36

Net Volume Spills Index (gallons/1000 Capita/yr)									
	Category 1			Category 2			Category 3		
	Mainlines	Laterals	Not Specified	Mainlines	Laterals	Not Specified	Mainlines	Laterals	Not Specified
Inland Empire Utilities Agency CS	0.0	N/A	0.0	0.0	N/A	0.0	0.0	N/A	0.0
State Municipal (Public) Average	1727.96	N/A	26997.85	402.03	N/A	691.28	30.02	N/A	28.84
Region Municipal Average	433.05	N/A	20.89	104.8	N/A	4.91	0.69	N/A	0.46

Table 14: Five Year Spill Rate & Net Volume Spilled Indices Comparison (3/1/2014 to 3/1/2019)

Table 14 above shows that the Agency’s SSO spill rate and net volume spilled indices are below both the state and region municipal average in all categories.

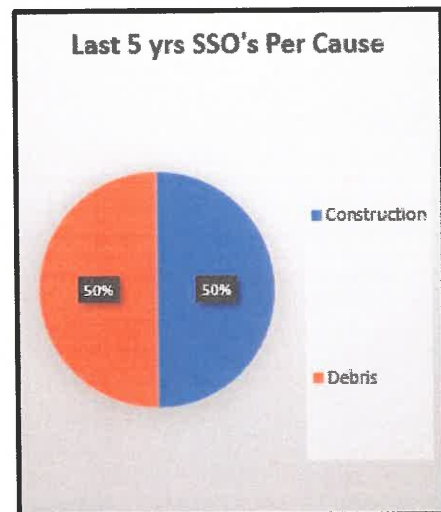
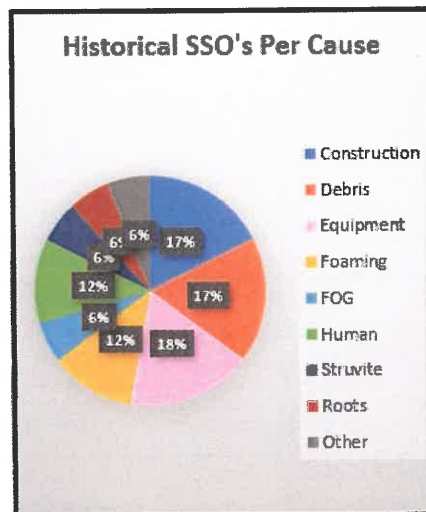
SSOs Per Cause

Historical

Cause	#
Construction	3
Debris	3
Equipment	3
Foaming	2
FOG	1
Human	2
Struvite	1
Roots	1
Other	1
Total	17

Last 5 years

Cause	#
Construction	2
Debris	2
Total	4

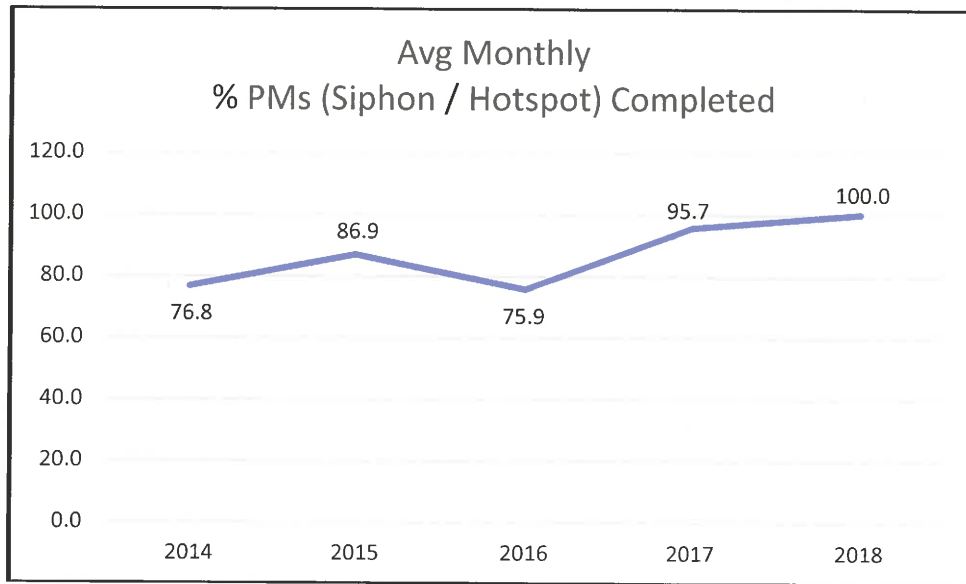


Graph 2: SSOs per cause (historical and last 5 years)

Graph 2 above shows that although various causes historically have resulted in SSOs, the last five years (four SSOs) were evenly split between construction and debris. FOG has not been an issue in over 11 years.

Siphon/Hotspot Completion Rate

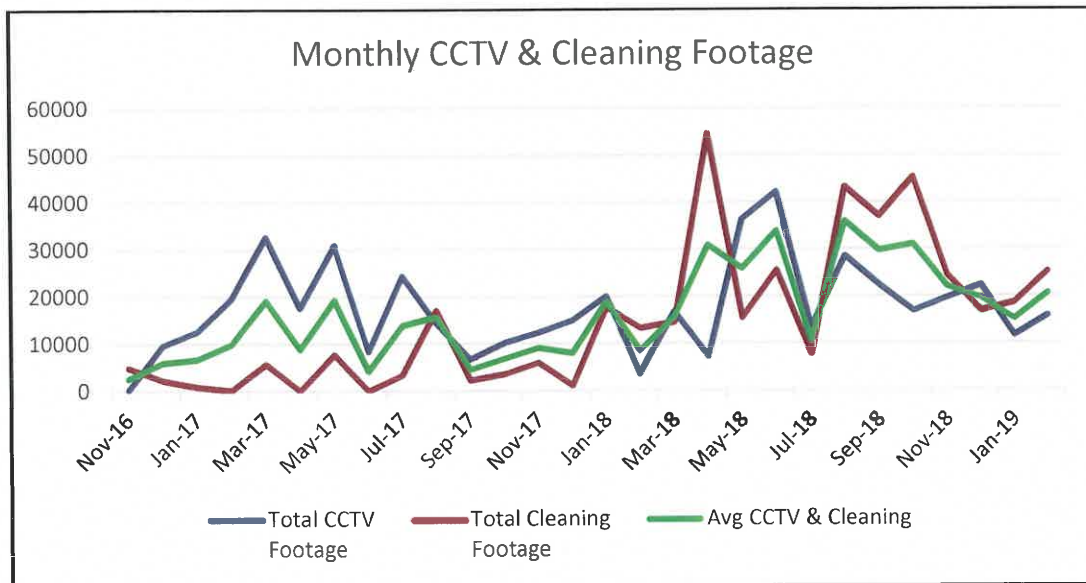
Graph 3 below shows the average monthly siphon / hotspot completion rate.



Graph 3: Average Monthly PM Completion Rate

As shown above, preventive maintenance (PM) completion rate has improved the last three years, and 100% siphon/hotspot completion was realized in 2018. Calendar year 2019 is also tracking at 100% as of 3/1/2019.

Inspection & Cleaning Production



Graph 4: Monthly Inspection and Cleaning Footage (all available information up to 3/1/2019)

Graph 4 above shows that over the last two years, the average monthly inspection and cleaning footage has gone up. Table 15 below shows that the combined inspection and cleaning monthly average footage has increased over two hundred percent from 2017 to 2018.

	Combined Inspection & Cleaning Monthly Average Footage
2017	10,461
2018	23,480
	224%

Table 15: Combined Footage

This improvement is mainly attributed to four main changes in the collection’s division:

1. Increase in manpower - 40%
2. Contracted traffic control - 30%
3. Team expertise through certifications and training
4. Improved planning and scheduling efficiency (new Lead, Supervisor, and Deputy Manager leadership)

Training

CWEA Collection System Maintenance (CSM) certifications have increased in the last two years. There are 10, as of 2018, total eligible employees for certification (O&M Manager, Deputy Manager of Maintenance (DMM), Supervisor, and seven field staff). Four more personnel have attained a CSM IV certification, and one CSM I, II, and III each have been earned since 2017 (refer to Table 16 below).

Certification	2017	2018
CSM I	1	2
CSM II	5	2
CSM III	0	1
CSM IV	1	5

Table 16: Attained CWEA CSM Certifications

In addition to completing all required safety training, the following training was conducted since the last audit:

- SSMP Audit Training
- National Association of Sewer Service Companies (NASSCO) pipeline, manhole, and lateral assessment certification program (PACP, LACP, and MACP) training
- OERP
- Calculating Spill Volumes
- SSO Drills

Repairs

Table 17 below lists the system projects and costs.

Project	Title	Construction Start Date	Project End Date	Cost to Date	Original Budget	No. of Manholes	Description
EN07011.00	NRW System Upgrades.	Jun 2006	Jun 2007	\$1,051.20	\$1,853.22		
EN07011.02	Regional & NRW Collection System Repairs	Sep 2007	Oct. 2009	\$781,713	&780,930.53	13	Access manholes on the pressurized NRW Lines in Philadelphia St. and Bon View Ave.
EN07011.03	West Edison NRW Repairs (EN07813)	Oct 2008	Jul 2008	\$1,279,062.31	\$1,305,601.08	43	Repair of pressure manholes of the West Edison Pipeline between locations Pine and Santa Fe and N. Council Ave & 5th St
EN07011.05	NRW Asset Management Phase II	Oct. 2009	Oct. 2010	\$610,770	\$619,896.17	5	Manhole rehabs
EN07011.07	NRW Asset Management Phase II	Sep 2009	Aug 2010	\$371,687	\$373,218.82	18	Manhole rehabs
EN11034.00	NRW Collection System Repair Phase III	Oct 2013	Mar 2014	\$677,788	\$800,000	6	Includes buried manholes, rehab and demo
EN14037.00	Sewer Collection System Manhole Rehab	Aug 2014	Apr 2015	\$372,265	\$1,477,000	40	Cities of Ontario and Fontana

EN15037.00	NRW Manhole Upgrades	Oct. 2014	Dec. 2014	\$38,318	\$37,100	2	City of Ontario
EN15038.00	Project Folder does not exist	Oct. 2014	Dec. 2014	\$64,520	\$63,000	6	Cities of Ontario, Rancho Cucamonga
EN15045.00	Collection System Manhole Upgrades FY15-16	Sep 2016	June 2016	\$598,497	\$620,000	44	Located in cities on Ontario, Chino, Chino Hills, Fontana. Replace with cast Iron/GMI
EN15046.00	Collection System Manhole Upgrades FY15-16	Sep 2015	Jun 2016	\$363,762	\$436,086	22	Includes rehab of interior of 1 MH in city of Ontario
EN17014.00	NRW Manhole Upgrades FY16-17	Nov. 2016	Aug 2017	\$198,130	\$350,000	11	
EN17015.00	Collection System Upgrades FY 16-17	Apr. 2017	Jan 2018	\$323,192	\$500,000	38	
EN18014.00	NRWS Manhole Updates 17/18 Phase II	Aug. 2017	Sep. 2017	\$102,491	\$200,000		
EN18014.01	NRWS Manholes Upgrades 17-18 Phase II	Sep 2018	Feb 2019	\$353,162.49	\$17,939.98	9	Remove, dispose and replace 9 manhole covers within the SBC Flood Control
EN18015.00	Collection System Upgrades FY 18/19	Sep 2018	Jan 2019	\$121,430	\$500,000	79	Located in Chino and Ontario
EN18057.00	NRW Manhole Cover Removal	Nov 2018	In Progress	\$8,353	\$170,000		
EN19014.00	NRWS Manholes Upgrades	Aug 2019	In Progress	\$582	\$200,000	39	Design bid
EN19015.00	Collection System Upgrades	Feb. 2019	In Progress	\$58,409	\$500,000	79	Manholes pre-purchased. Located in Chino and Ontario
				\$4,691,907	\$5,853,186	446	

Table 17: System Repairs

References:

- GIS Data
- Archived SSO Data
- CIWQS Database

Recommendations:

1. Continue monitoring and evaluate annually.
2. Brief Management annually and the Board of Directors after each audit.

10. Audit of the SSMP Program Audits - Order D.13.x.

As part of the SSMP, the Agency shall conduct periodic internal audits, appropriate to the size of the system and the number of SSOs. At a minimum, these audits must occur every two years and a report must be prepared and kept on file. This audit shall focus on evaluating the effectiveness of the SSMP and Agency’s compliance with the SSMP requirements identified in this subsection (D.13), including identification of any deficiencies in the SSMP and steps to correct them.

Sufficiency: **Well Above Average (A)**

Findings: Table 18 below show the SSMP audit history.

Date	Note
May 2, 2009	Initial Plan
May 2, 2011	Biennial Audit
May 2, 2013	Biennial Audit
May 2, 2015	Biennial Audit
May 2, 2017	Biennial Audit
May 2, 2019	Next Required Audit

Table 18: IEUA SSMP Audit History

As shown in Table 18 above, the Agency has complied with the audit requirements. Neither the size of the system nor the number of SSOs, as determined by the overall lowering SSOs yearly average (refer to Element 9 – Graph 1 and Table 14), dictated more frequent internal audits. The original Board adoption date was April 15, 2009; but, the initial plan was set in place on May 2, 2009, which is used as the anniversary date for the biannual audits. However, the SSMP recertification date has been kept as mid-April to match the Board convening dates.

The last audit, May 2, 2017, can be found on the Agency’s website (www.ieua.org). All required historical audits (last five years) are maintained on the Agency’s server.

Refer to entire audit for evaluation of SSMP effectiveness, compliance, deficiencies, and corrective actions.

The only recommendation from the 2017 Audit was in Element 11 (Communication Program), which stated, “It is recommended after each audit that, Agency staff develop an implementation plan to address any deficiencies identified during the audit. Progress can then be acknowledged with the next audit or certification.” This has been developed and will be placed and tracked in an appendix in the 2019 SSMP.

References:

- Current and previous audits

Recommendations:

1. Update Appendix B: Audit History for May 2, 2019 as completed and post audit on the Agency’s website once certified by the LRO and presented to the Board of Directors.

11. Audit of the Communication Program - Order D.13.xi.

The Agency shall communicate, on a regular basis with the public on the development, implementation, and performance of its SSMP. The communication system shall provide the public the opportunity to provide input to the Agency as the program is developed and implemented.

The Enrollee shall also create a plan of communication with systems that are tributary and/or satellite to the Enrollee's sanitary sewer system.

Sufficiency: **Average (C)**

Findings:

1. The SSMP and the latest audits are posted to the Agency's website for public viewing. In addition, the Agency periodically communicates with its MA partners and Pre-Treatment Managers via quarterly meetings.
2. Emergency sewer related information is difficult to find on the website.
3. A SSMP change log is not utilized.
4. No discussion of regular communications with the Board of Directors on the development, implementation, and performance of the SSMP.
5. Previous audit was not presented to the Board of Directors as an agenda item.

References:

- SSMP
- Agency Web Page

Recommendations:

1. Make the website easier to navigate for emergency sewer related information.
2. Create a SSMP change log and regularly update.
3. Public communication could be improved by publishing SSMP Audit/Revision changes and updates using Agency supported social media (ex. Facebook) as well as its website. Pipeline and manhole cleaning, inspection, and repairs could also be communicated.
4. Present periodic collection system performance results to management and the Board of Directors.
5. It is recommended after each audit that, Agency staff develop an implementation plan to address any deficiencies identified during the audit. Progress could also be planned and tracked via an after-action log.
6. Consider publishing community outreach events that focus on educating the public.

* * *

12. Audit of the SSMP Appendices

Sufficiency: N/A

Findings: The main SSMP document is currently 54 pages in length. The appendices add almost 600 pages, resulting in a 647-page document.

References:

- SSMP

Recommendations: Overall, recommend removing unnecessary appendices to shorten the overall plan to encourage hard-copy plans to be kept, maintained, and utilized in the field.

Specifically consider removing the following:

1. Appendix 1 – SWRCB Orders
2. Appendix 2 – Emergency Contact List (add to Element 2)
3. Appendix 3 – Ordinances (ensure available on website)
4. Appendix 4 – Place projects, training, and parts inventory into respective SSMP Element 4.
5. Appendix 5 – Remove and ensure available on website as necessary.
6. Appendix 6 – Remove SSOURGP and replace with OERP. Update MA Agreement and make available on website. Remove Collections Chain of Command chart and SSO event reporting. Add to Element 2.
7. Appendix 7 – Remove placeholder as this appendix does not exist.
8. Appendix 8 – Remove service maps and place in required SSMP Element. Make available on website as necessary.
9. Appendix 9 – Remove placeholder as this appendix does not exist.
10. Appendix 10 – Remove placeholder as this appendix does not exist.
11. Appendix 11 – Remove placeholder as this appendix does not exist.

Additional recommendation is to re-evaluate and implement an entirely new set of appendices.

* * *

Attachment 4



Sewer System Management Plan



6075 Kimball Avenue
Chino, California 91708

WDID #8SSO10580

Resolution No: 2019-4-4

Adoption Date: April 17, 2019
Original Adoption: April 15, 2009

Agency Revision Team

Name	Position
Jerry Burke	Deputy Manager of Engineering
Pietro Cambiaso	Deputy Manager of Planning and Environmental Resources
Andrea Carruthers	Manager of External Affairs
Dan Dyer	Collection System Supervisor
Ken Monfore	Deputy Manager of Maintenance (Collections/Facilities/Fleet)

Certified by: Legal Responsible Official (LRO)

“I certify under penalty of law that this document and all attachments were prepared under my direction or supervision in accordance with a system designed to assure that qualified personnel properly gather and evaluate the information submitted. Based on my inquiry of the person or persons who manage the system or those persons directly responsible for gathering the information, the information submitted is, to the best of my knowledge and belief, true, accurate, and complete. I am aware that there are significant penalties for submitting false information, including the possibility of fine and imprisonment for knowing violations.”

Name	Position	Signature
Randy Lee	Executive Manager of Operations/AGM	

Date Approved: _____

Table of Contents

Table of Contents	3
List of Appendices	5
List of Tables	5
List of Figures	5
Abbreviations/Acronyms	6
0.0 Introduction	8
0.1 Regulatory Background	8
0.2 Agency Description	9
0.3 Asset Information.....	10
0.4 Regional Contracting Agencies/Satellites.....	13
1.0 Element 1: Goals	14
1.1 WDR Requirements Summary	14
1.2 Agency SSMP Goals.....	14
2.0 Element 2: Organization	16
2.1 WDR Requirements Summary	16
2.2 Agency Organization	16
2.21 Agency Organization & Contact Information.....	16
2.22 Agency Position Narratives as Pertaining to the SSMP	19
2.23 CIWQS Legally Responsible Officers & Data Submitters.....	20
2.24 Agency Sewer Collection's Staff.....	20
2.25 SSMP Revision Responsible Staff.....	22
2.26 SSO Flow Chart	23
2.27 Mutual Aid Contacts & Resources	23
2.28 Emergency Contractors.....	25
2.3 IEUA Organizational Documents	25
3.0 Element 3: Legal Authority	26
3.1 WDR Requirements Summary	26
3.2 Agency Compliance Summary	26
3.21 History.....	26
3.22 Objectives	27
3.23 Ordinances	27
3.24 Permits	29
3.25 NRWS Rate Resolutions.....	30
3.26 Amendments	30
3.3 Agency Legal Authority Documents	30
4.0 Element 4: Operations & Maintenance (O&M) Program	31
4.1 WDR Requirements Summary	31
4.2 Agency O&M Plan	32
4.21 Collection System & Storm Drain System Map.....	32
4.22 Preventive Operations & Maintenance	32
4.23 Rehabilitation & Replacement Program.....	36

4.24 Training.....	38
4.25 Contingency Equipment & Replacement Inventories.....	42
4.3 Agency O&M Documents	43
5.0 Element 5: Design & Performance Provisions	44
5.1 WDR Requirements Summary	44
5.2 Agency Design & Performance Provisions Plan	44
5.21 Standards for Installation, Rehabilitation, and Repair	44
5.22 Standards for Inspection and Testing of New, Rehabilitated, and Repaired Facilities.....	45
5.3 Agency Design & Performance Documents	45
6.0 Element 6: Overflow Emergency Response Program (OERP).....	46
6.1 WDR Requirements Summary	46
6.2 Agency OERP Plan.....	46
6.21 Purpose.....	47
6.22 Outline of Sewer Overflow Emergency Response Plan	47
6.23 Plan Update.....	47
6.3 Agency Compliance Documents.....	48
7.0 Element 7: Fats, Oil, and Grease (FOG) Control Program.....	49
7.1 WDR Requirements Summary	49
7.2 Agency FOG Control Program Plan.....	49
7.3 Agency Ordinance Documents	50
8.0 Element 8: System Evaluation and Capacity Assurance Plan (SECAP).....	51
8.1 WDR Requirements Summary	51
8.2 Agency SECAP Plan.....	51
8.21 Evaluation	51
8.22 Design Criteria.....	53
8.23 Capacity Enhancement Measures & Schedule	53
8.3 Agency System Evaluation and Capacity Assurance Plan Documents	57
9.0 Element 9: Monitoring, Measurement, and Program Modifications (MMPM) .	58
9.1 WDR Requirements Summary	58
9.2 Agency MMPM Plan	58
9.3 Agency MMPM Documents	58
10.0 Element 10: SSMP Program Audits.....	59
10.1 WDR Requirements Summary	59
10.2 Agency SSMP Program Audit Plan.....	59
10.3 Agency Audit Documents.....	59
11.0 Element 11: Agency Communication Program	60
11.1 WDR Requirements Summary	60
11.2 Agency Communication Program Plan	60
11.21 RCA/Mutual Aid Partners.....	60
11.22 Public	61
11.23 Agency Managers/Board of Directors	61
11.24 Other Outreach Channels.....	62
11.25 SSMP Updates	63
11.3 Agency Communication Documents	63



List of Appendices

Refer to the Agency’s website (www.ieua.org)

- Appendix A** – Adoption & Recertification
- Appendix B** – Audit History
- Appendix C** – Change Log
- Appendix D** – Deficiency Action Log
- Appendix E** – Overflow Emergency Response Plan
- Appendix F** – Water Quality Monitoring Plan

List of Tables

- Table 1:** Sewage Pipe Lengths and Number of Manholes 12
- Table 2:** BSS and RSS Force Main Pipe Lengths 12
- Table 3:** Goals and Associated KPIs 15
- Table 4:** Contact Information for Management, Administrative, & Maintenance Positions 18
- Table 5:** Agency LROs & DSs 20
- Table 6:** List of Responsible Agency Staff for SSMP (updated 3/1/2019) 22
- Table 7:** Mutual Aid Quick Reference Sheet (updated 3/1/2019) 24
- Table 8:** Agency’s Legal Authority Reference 28
- Table 9:** Siphons & Hotspots 35
- Table 10:** Pipe and Manhole Non-Urgent Repair List 37
- Table 11:** Collection's Safety Training 39
- Table 12:** Collection’s Technical Training 40
- Table 13:** Collection’s Current Equipment & Needs 42
- Table 14:** Major Capital Projects to Meet Projected Capacity Until 2035 54
- Table 15:** System Repairs 56

List of Figures

- Figure 1:** Agency Service Area, Regional Contracting Agencies, & Facilities 10
- Figure 2:** Agency’s Regional and Brine Sewer Systems 11
- Figure 3:** RSS & BSS Pipe Diameter, Material, & Age 13
- Figure 4:** Agency Organizational Chart 17
- Figure 5:** Agency Collection’s Crew Chain of Command (updated 3/1/2019) 21
- Figure 6:** SSO Observation/Action Flow Chart 23
- Figure 7:** Emergency Contracts 25
- Figure 8:** Collection’s Production Decision Flow Diagram 33
- Figure 9:** Contractor SSO Orientation Training 41
- Figure 10:** SWRCB Website for Agency SSO Information 61
- Figure 11:** Agency SSMP on the Web 62

Abbreviations/Acronyms

AGM – Assistant General Manager
BIS – Business Information Services
BMP – Best Management Practices
BSS – Brine Sewer System
Cal OES – California Office of Emergency Services
CAP – Contracts and Procurements
CBMWD – Chino Basin Municipal Water District
CCTV – Closed-Circuit Television
CCWRF – Carbon Canyon Water Recycling Facility
CDA – Chino I Desalter
CDPH – California Department of Public Health
CEU – Continued Education Units
CFR – Code of Federal Regulations
CIP – Capital Improvement Program
CIWQS – California Integrated Water Quality System Project
CM – Corrective Maintenance
CMMS – Computerized Maintenance Management System
CSDLAC – County Sanitation Districts of Los Angeles County
CVWD – Cucamonga Valley Water District
CWEA – California Water Environment Association
DAMP – Drainage Area Management Plan
DS – CIWQS Data Submitter
DVD – Digital Versatile Disk
DWG – from Drawing
EA – External Affairs
EM – Emergency Maintenance
ENV – Environmental
EWL – Etiwanda Water Line
FOG – Fats, Oils, and Grease
GIS – Geographic Information System
GPS – Global Positioning System
HAZWOPER – Hazardous Waste Operations & Emergency Response
HVAC – Heating, Ventilation, and Air Conditioning
I/I – Inflow and Infiltration
IEBL – Inland Empire Brine Line
IEUA – Inland Empire Utilities Agency
JCSD – Jurupa Community Services District
KPI – Key Performance Indicators
LACSD – Los Angeles County Sanitation District
LRO – Legally Responsible Official
MA – Mutual Aid
MGD – Million Gallons Per Day
MMPM – Monitoring, Measurement, and Program Modifications

MRP – Monitoring and Reporting Program for WDR
MS4 – Municipal Separate Storm Sewer System
MWH – Montgomery Watson Harza Inc.
NASSCO – National Association of Sewer Service Companies
NIMS – National Incident Management System
NPDES – National Pollutant Discharge Elimination System
NRWS – Non-Reclaimable Wastewater System
O&M – Operations and Maintenance
OCSO – Orange County Sanitation District
OERP – Overflow Emergency Response Plan
PDF – Portable Document Format
PLSD – Private Lateral Sewage Discharge
PM – Preventive Maintenance
PSERP – Pump Station Emergency Response Plan
R&R – Repair and Replace
RCA – Regional Contracting Agencies
RP – Regional Water Recycling Plant
RSS – Regional Sewer System
RWRP – Regional Water Recycling Plant
RWQCB – Regional Water Quality Control Board
SAP – Systems, Applications, and Products software
SARI – Santa Ana Regional Interceptor
SARBS – Santa Ana River Basin Section
SARWQCB – Santa Ana Regional Water Quality Control Board
SAWPA – Santa Ana Watershed Project Authority
SECAP – System Evaluation and Capacity Assurance Plan
SIU – Significant Industrial Users
SOP – Standard Operating Procedure
SSMP – Sewer System Management Plan
SSO – Sanitary Sewer Overflow
SWRCB – State Water Resources Control Board
TIFF – Tagged Image File Format
TYCIP – Ten Year Capital Improvement Plan
URGP – Unified Response Guidance Plan
VC – Verified Clean
WDID – Waste Discharge Identification Number
WDR – Wastewater Discharge Requirements
WFMP – Wastewater Facilities Master Plan
WQMP – Water Quality Monitoring Plan

* * *

0.0 Introduction

0.1 Regulatory Background

On May 2, 2006, the State Water Regional Control Board (SWRCB) adopted [Order No. 2006-0003 \(Order\)](#), Statewide General Waste Discharge Requirements (WDR) for Sanitary Sewer Systems. This Order requires that owners of wastewater collection systems with more than a mile of pipeline have in place a Sewer System Management Program (SSMP) to comply with the terms of this Order, which is to reduce the number and severity of Sanitary Sewer Overflows (SSOs), to audit the program every two years, and revise the SSMP every five years. On February 20, 2008, the State Water Board Executive Director adopted [Order No. 2008-0002-EXEC](#), a revised Monitoring and Reporting Program (MRP) for the WDR to rectify early notification deficiencies and ensure that first responders are notified in a timely manner of SSOs discharged into waters of the state. On September 9, 2013, the State Water Board Executive Director adopted [Order No. 2013-0058-EXEC](#) which amends the MRP of [Order No. 2006-0003](#) by adding a third sanitary spill category - Category 3 SSO, sampling requirements within 48 hours and technical report within 45 days (for Category 1 SSO in which 50,000 gallons or greater are spilled to surface waters), and new recordkeeping requirements. Therefore, the definitions for the three spill categories are now as follows:

- CATEGORY 1 Discharges of untreated or partially treated wastewater of **any volume** resulting from an Enrollee's sanitary sewer system failure or flow condition that:
- Reach surface water and/or reach a drainage channel tributary to a surface water; or
 - Reach a Municipal Separate Storm Sewer System (MS4) and are not fully captured and returned to the sanitary sewer system or not otherwise captured and disposed of properly. Any volume of wastewater not recovered from the MS4 is considered to have reached surface water unless the storm drain system discharges to a dedicated stormwater or groundwater infiltration basin (e.g., infiltration pit, percolation pond).
- CATEGORY 2 Discharges of untreated or partially treated wastewater of **1,000 gallons or greater** resulting from an Enrollee's sanitary sewer system failure or flow condition that **do not** reach surface water, a drainage channel, or a MS4 unless the entire SSO discharged to the storm drain system is fully recovered and disposed of properly.
- CATEGORY 3 All other discharges of untreated or partially treated wastewater resulting from an Enrollee's sanitary sewer system failure or flow condition.

The definition of Private Lateral Sewage Discharge (PLSD) and its reporting requirement has not been changed, i.e., PLSD discharges may be voluntarily reported.

A principal element of the Order is the requirement that the collection agencies adopt and maintain a management plan for the system, referred to as a SSMP.

On April 15, 2009, Inland Empire Utilities Agency's (Agency) Board of Directors adopted the SSMP to comply with the Order.

The Order establishes the following goals:

- The SSMP must document the organization's legal authority to achieve the goals of the SSMP as demonstrated through the Agency's ordinances, agreements, and other legally binding instruments.
- The SSMP must identify the Agency's organization and staff responsible for implementing and maintaining the SSMP.
- The SSMP is to provide a plan and schedule to properly manage, operate, and maintain all parts of the Agency's wastewater conveyance system.

Additionally, the Order requires the Agency's staff to perform periodic internal audits of the SSMP, focusing on evaluating the effectiveness of the SSMP and staffs' compliance with its requirements, as shown in Section D.13(x) of the Order. The internal audits must be performed at least every two years with the audit report kept on file at the Agency.

The SSMP must be re-adopted after approval by the Agency's Board of Directors every five years or after any significant changes. To complete the re-adoption process, Agency staff must place the SSMP on its website or send to the SWRCB along with all references stated in the SSMP. The next quinquennial review is due on April 17, 2024.

0.2 Agency Description

The Chino Basin Municipal Water District (CBMWD) was created in 1950 by popular vote with the mission to supply supplemental water to the Chino Basin. On July 1, 1998, the CBMWD was named Inland Empire Utilities Agency (IEUA) to better reflect the service area it serves and its activities. Since then, the Agency has expanded its areas of responsibility from a supplemental water supplier to a regional wastewater treatment agency, including domestic and industrial wastewater disposal systems and energy recovery and production facilities. The Agency's vision is to promote water conservation, water recycling, groundwater management, organic composting, renewable energy, and overall environmental stewardship in partnership with the communities served. The Agency's five-member Board of Directors is elected to represent approximately 850,000¹ residents within the Agency's service area. Each Board member is elected by Division to serve a four-year term.

¹ Population estimate as of 2018 (California Department of Finance – <http://www.dof.ca.gov/Forecasting/Demographics/Estimates/E-1/>)

0.3 Asset Information

The Agency serves seven cities with its five water recycling facilities (refer to Figure 1 below). Those facilities include the following:

Representing the North Region:

- Regional Water Recycling Plant No. 1 (RP-1)
- Regional Water Recycling Plant No. 4 (RP-4)

Representing the South Region:

- Regional Water Recycling Plant No. 2 (RP-2)
- Regional Water Recycling Plant No. 5 (RP-5)
- Carbon Canyon Water Recycling Facility (CCWRF)

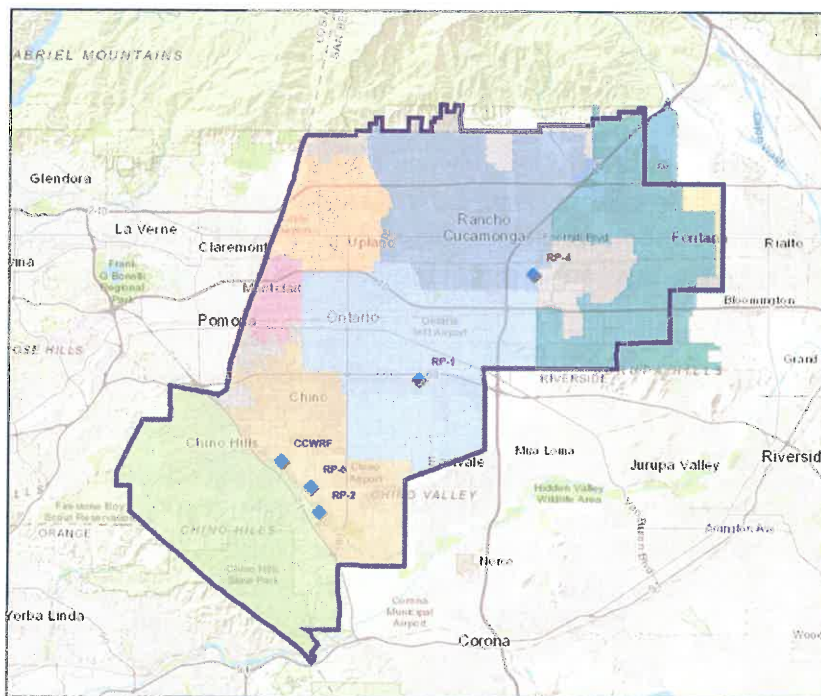


Figure 1: Agency Service Area, Regional Contracting Agencies, and Facilities

The Agency operates two independent sewer collection systems – The Regional Sewer System (RSS) and the Brine Sewer System (BSS). The RSS serves to convey primarily domestic wastewater to the Agency’s Regional Water Recycling facilities. The BSS collects and conveys wastewater containing high levels of dissolved salts outside the Agency’s service area due to the restrictive salinity requirements imposed upon the Agency’s Regional Water Recycling facilities.

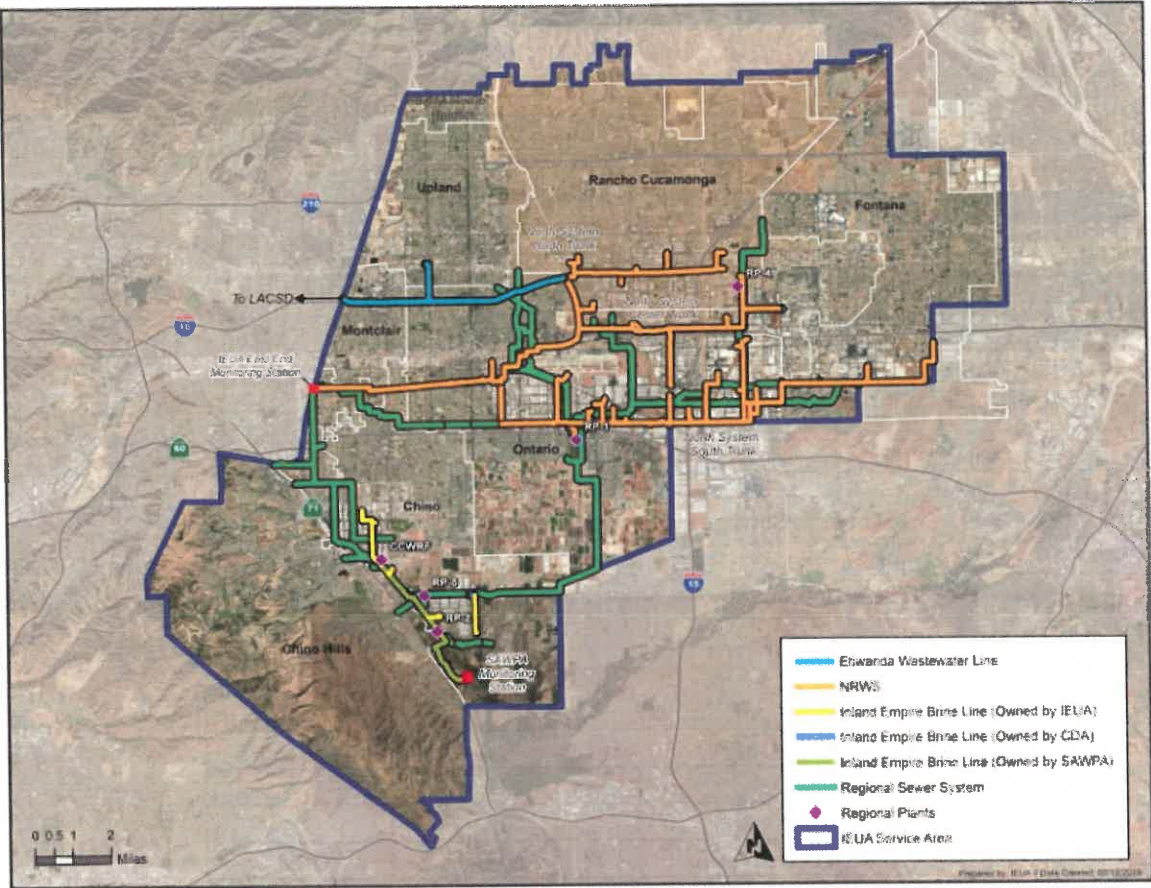


Figure 2: Agency Regional and Brine Sewer Systems

The RSS system is shown in light blue in Figure 2. The BSS system is comprised of three main components: the Etiwanda Wastewater Line (EWL), the Non-Reclaimable Wastewater System (NRWS), and the Inland Empire Brine Line (IEBL). The IEBL is further broken down by ownership – the Agency, Chino I Desalter (CDA), or Santa Ana Watershed Project Authority (SAWPA). The EWL and the NRWS lines discharge to Los Angeles County Sanitation District (LACSD) and the IEBL line discharges to Orange County Sanitation District (OCSD).

Table 1 shows each pipe length and manhole (MH) count.

Gravity Main Only	Total			MH Count*
	Pipe (ft.)	Pipe (mi.)	Pipe (%)	
BSS - NRW	276,040	52.3		777
BSS - EWL	43,007	8.1		59
BSS - IEBL (Owned by IEUA)	20,042	3.8		72
BSS - IEBL (Owned by CDA)	1,340	0.3		10
BSS - IEBL (Owned by SAWPA)	25,924	4.9		68
BSS Total	366,353	69.4	44%	986
RSS Total	459,835	87.1	56%	1,474
Grand Total	826,188	156.5	100%	2,460

Table 1: Sewage Pipe Lengths and Number of Manholes

Total sewer pipe length is 156.5 miles (56% RSS and 44% BSS), which includes 14.0 miles of force main (shown in Table 2).

Force Main Only	Total	
	Pipe (ft.)	Pipe (mi.)
BSS Total	33,817	6.4
RSS Total	39,917	7.6
Grand Total	73,734	14.0

Table 2: BSS and RSS Force Main Pipe Lengths

Figure 3 below contains a summary of each system’s pipe diameters (in inches), material makeup, and ages.

RSS Pipeline By Diameter		
Diameter (in)	Miles	Percentage
18	7.3	8%
21	6.7	7%
24	7.8	9%
27	7.1	8%
30	18.3	20%
33	5.6	6%
36	7.1	8%
42	6.6	7%
Other	23.4	26%
Grand Total	90.1	100%

RSS Pipeline By Material		
Materials	Miles	Percentage
* Vitrified Clay	48.8	54%
* Reinforced Concrete Pipe	16.6	18%
* Ductile Iron	11.9	13%
* Other	12.8	14%
Grand Total	90.1	100%

RSS Pipeline By Age		
Age	Miles	Percentage
1970-1980	13.3	15%
1980-1990	21.6	24%
1990-2000	23.1	26%
2000-2010	19.3	21%
2010-Present	0.6	1%
*Other	12.2	14%
Total	90.1	100%

*1970 or older

BSS Pipeline By Diameter		
Diameter	Miles	Percentage
8	12.9	17%
10	3.6	5%
12	7.6	10%
15	6.9	9%
18	5.3	7%
21	9.3	12%
24	6.8	9%
27	11.4	15%
30	3.8	5%
Other	8.1	11%
Grand Total	75.8	100%

BSS Pipeline By Material		
Materials	Miles	Percentage
* Vitrified Clay	43.7	58%
* Reinforced Concrete Pipe	14.9	20%
* Abestos Concrete	9.7	13%
* Polymerized Vinyl Chloride	4.3	6%
* Other	3.2	4%
Grand Total	75.8	100%

BSS Pipeline By Age		
Age	Miles	Percentage
1970-1980	11.9	16%
1980-1990	9.7	13%
1990-2000	5.5	7%
2000-2010	5.2	7%
2010-Present	0.4	1%
*Other	43.1	57%
Total	75.8	100%

*1970 or older

Figure 3: RSS and BSS Pipe Diameter, Material, and Age

0.4 Regional Contracting Agencies/Satellites

The Agency provides its Regional Contracting Agencies (RCA) with wastewater treatment, recycled water, and biosolids treatment. The RCAs include the cities of Chino, Chino Hills, Fontana, Montclair, Ontario, Upland, and the Cucamonga Valley Water District (CVWD). The Agency, these RCAs, and Jurupa Community Services District (JCSD) entail the Agency’s nine Mutual Aid (MA) partnerships.

* * *

1.0 Element 1: Goals

1.1 WDR Requirements Summary

The goal of the SSMP is to provide a plan and schedule to properly manage, operate, and maintain all parts of the sanitary sewer system. This will help reduce and prevent SSOs, as well as mitigate any SSOs that do occur.

1.2 Agency SSMP Goals

Refer to Element 4 in the Agency's Operation and Maintenance Program for its plan to properly manage, operate, and maintain its sewer systems.

Using the previous audit and in conjunction with the WDR, the Agency developed its SSMP goals listed below. The first two are to directly measure the State's overall goals of reducing the number SSOs and volume spilled. The remaining six goals directly contribute to the first two and they mitigate the impact of SSOs should they occur.

Overall Goals:

1. Spill Frequency:
 - a. Maintain the Agency's SSO low spill average of one or less per year.
 - b. Be lower than the State or Region Municipal spill rate indices.
2. Spill Volume:
 - a. Recover more than 80% of gallons spilled.
 - b. Be lower than State or Region Municipal net volume spills indices.

Mitigators:

3. Preserve and improve the condition and performance of the wastewater collection system.
4. Maintain a highly trained staff.
5. Finish capturing closed-circuit television (CCTV) inspection data using the National Association of Sewer Service Companies (NASSCO) coding standards and placing in a geographic information system (GIS) of entire RSS and BSS systems.
6. Track budget versus actual expenditures.
7. Conduct a condition assessment of both RSS and BSS systems.
8. Communicate the causes and effects of SSOs with member agencies.

Table 3 below lists key performance indicators (KPIs) that will assist in measuring our performance in attaining our goals.

KPI	Description	Goal	Related Goal #
Spill Frequency	<ol style="list-style-type: none"> Maintain low spill numbers Spill Rate Indices (# spills/100 mi/yr.) 	<ol style="list-style-type: none"> Maintain less than 1 spill per year average Be lower than the state and region 	1
Spill Volume	<ol style="list-style-type: none"> Spill recovery Net Volume Spills Indices (gallons/1000 Capita/yr.) 	<ol style="list-style-type: none"> Recover more than 80% of gallons spilled Be lower than the state and region 	2
Preventive Maintenance (PM) Completion	Average % of PM Completed	<ol style="list-style-type: none"> 90% or greater 	3
Inspection & Cleaning Production	Inspection & Cleaning Footage	<ol style="list-style-type: none"> Maintain an average inspection rate and cleaning rate of 3 years (~ 5,000 ft./week each) Reinspection of the entire system every 5 years 	3 & 5
Training	Safety & professional training	<ol style="list-style-type: none"> Complete 100% the Agency's safety training Complete 100% continued education units Complete 80% or better in-house professional training Maintain NASSCO coding certifications 	4
Capital Spending	Budget vs. Actual expenditures	Spend 95%+/-5%	3 & 6

Table 3: Goals and Associated KPIs

Goal 7 and Goal 8 do not have an associated KPI; however, they will be assessed whether they are completed or not.

Goals attainment will be assessed and briefed to Management annually and presented to the Board of Directors after each audit.

2.0 Element 2: Organization

2.1 WDR Requirements Summary

The SSMP must identify:

- a) The name of the responsible or authorized representative as described in Section J of this Order.
- b) The names and telephone numbers for management, administrative, and maintenance positions responsible for implementing specific measures in the SSMP program. The SSMP must identify lines of authority through an organization chart or similar document with a narrative explanation; and
- c) The chain of communication for reporting SSOs, from receipt of a complaint or other information, including the person responsible for reporting SSOs to the State and Regional Water Board and other agencies if applicable (such as County Health Officer, County Environmental Health Agency, Regional Water Board, and/or State Office of Emergency Services).

2.2 Agency Organization

This section discusses the following sections:

- 2.21 Agency Organization and Contact Information
- 2.22 Agency Position Narratives as Pertaining to the SSMP
- 2.23 Agency California Integrated Water Quality System Project (CIWQS) Legally Responsible Official and Data Submitters (DS)
- 2.24 Agency Sewer Collections Staff
- 2.25 SSMP Revision Responsible Staff
- 2.26 SSO Flow Chart
- 2.27 MA Contacts and Resources
- 2.28 Emergency Contractors

2.21 Agency Organization & Contact Information

Figure 4 below displays the Agency's overall organizational chart. The Agency is governed by a five-member Board of Directors, led by a General Manager and four Executives/Assistant General Managers (AGMs): Operations, Engineering, Finance & Administration, and External Affairs & Policy, and run by their corresponding Managers.

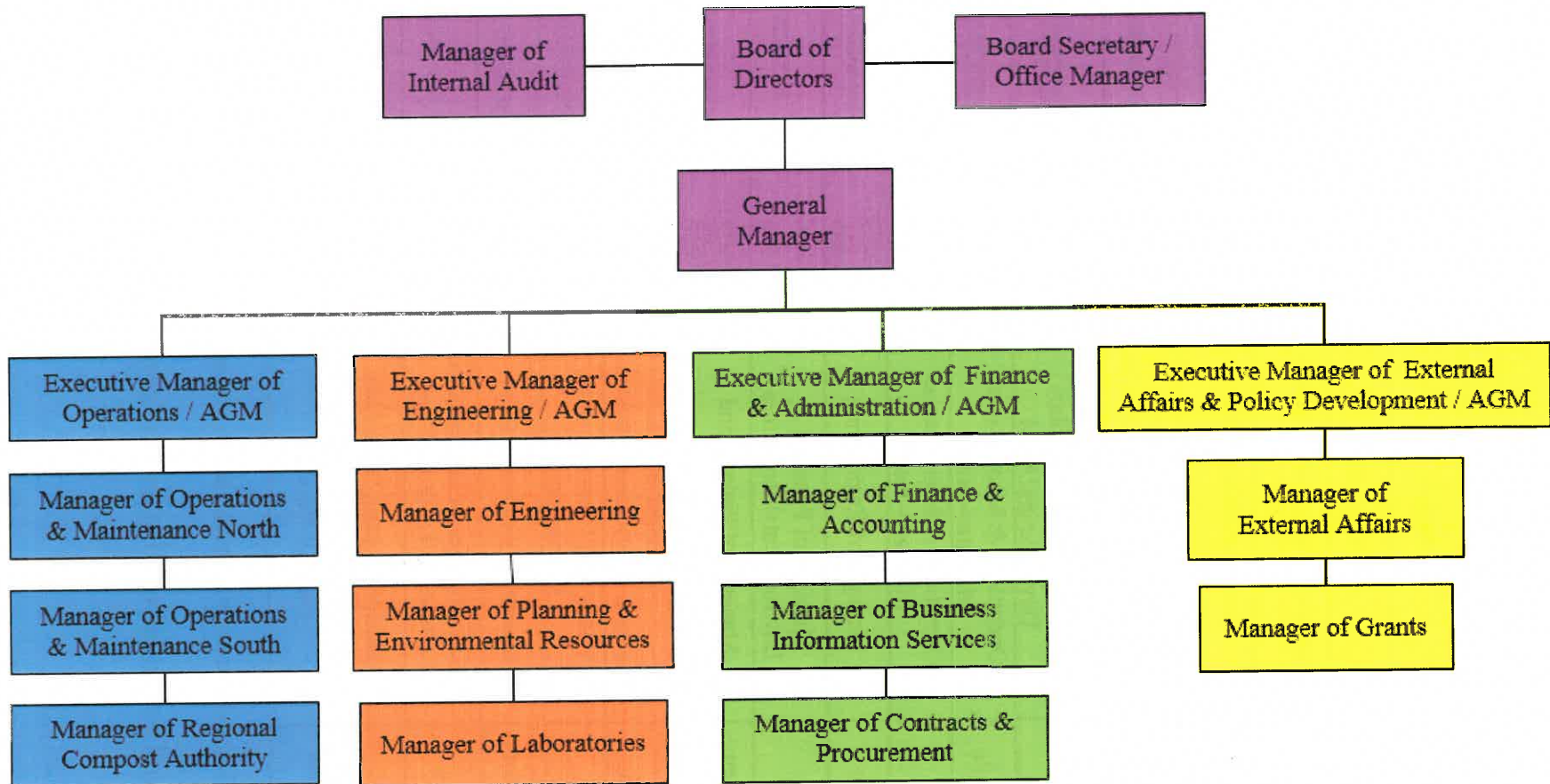


Figure 4: Agency Organizational Chart

Name	Position	Phone Number	Email
Shivaji Deshmukh	General Manager	909-993-1612	sdeshmukh@ieua.org
Randy Lee	Executive Manager of Operations /AGM	909-993-1810	rlee@ieua.org
Chris Berch	Executive Manager of Engineering/AGM	909-993-1762	cberch@ieua.org
Christina Valencia	Executive Manager of Finance and Administration/AGM	909-993-1673	cvalencia@ieua.org
Kathy Besser	Executive Manager of External Affairs & Policy Development/AGM	909-993-1638	kbesser@ieua.org
Chander Letulle	Operations & Maintenance Manager--South	909-993-1452	cletulle@ieua.org
Vacant	Operations & Maintenance Manager--North		
Shaun Stone	Manager of Engineering	909-993-1695	sstone@ieua.org
Sylvie Lee	Manager of Planning & Environmental Resources	909-993-1646	slee@ieua.org
Javier Chagoyen-Lazaro	Manager of Finance and Accounting	909-993-1675	kjchagoyen@ieua.org
Kanes Pantayatiwong	Manager of Business Information Services	909-993-1666	kpantaya@ieua.org
Warren Green	Manager of Contracts and Procurement	909-993-1709	wgreen@ieua.org
Andrea Carruthers	Manager of External Affairs	909-993-1935	acarruthers@ieua.org
Ken Monfore	Deputy Manager of Maintenance (Collections/Facilities/Fleet)	909-993-1938	kmonfore@ieua.org
Dan Dyer	Collection System Supervisor	909-993-1720	ddyer@ieua.org
Collections Field Staff	On-Call Number	951-675-1131	N/A

Table 4: Contact Information for Management, Administrative, and Maintenance Positions

Table 4 above lists contact information for management, administrative, and maintenance positions.

2.22 Agency Position Narratives as Pertaining to the SSMP

The following is a list of positions and corresponding roles and responsibility narratives as relating to the SSMP.

General Manager - Establishes policy, plans strategy, leads staff, allocates resources, delegates responsibility, authorizes outside contractors to perform services, and may serve as a public information officer.

Executive Managers (Operations, Engineering, Finance & Administration, External Affairs & Policy Development) – The Agency’s four Executive Managers are responsible for their respective divisions and are also AGMs.

Manager of Operations and Maintenance - North – Oversees Agency’s Northern Region O&M, and responsible for north pump station emergency response plans.

Manager of Operations and Maintenance - South – Oversees Agency’s Southern Region O&M, and responsible for overflow emergency response plan and south pump station emergency response plans.

Manager of Engineering – Leads the Engineering team to ensure reliable engineering and construction management, design and performance provisions, system evaluation and capacity assessment, and master planning.

Manager of Planning and Environmental Services – Works, as needed, on applicable planning, permits, laws, and regulations; SSO reporting and outside agency notifications.

Manager of Finance & Accounting – Responsible for sewer fees and liabilities.

Manager of Business Information Services – Asset management and GIS mapping.

Manager of Contracts, Procurement, & Risk – Oversees contracts, quality assurance risk management, and the MA Agreement.

Manager of External Affairs – Responsible for public affairs and community outreach.

Deputy Manager of Maintenance (Collection/Facilities/Fleet) - Manages maintenance activities, provides relevant information to management, prepares and implements contingency plans, leads emergency response, investigates and reports SSOs, and trains field crews.

Collection System Supervisor – Plans and schedules preventive, corrective, and emergency maintenance and supervises Collection’s crew.

Collection System Operators - Undertakes preventive maintenance (cleaning and inspecting) activities, mobilizes and responds to notification of stoppages, and SSOs.

2.23 CIWQS Legally Responsible Officers & Data Submitters

The Agency's CIWQS currently has three LROs and six DSs (reference Table 5).

Name	LRO/DS	Position
Randy Lee	LRO	Executive Manager of Operations/AGM
Chris Berch	LRO	Executive Manager of Engineering/AGM
Sylvie Lee	LRO	Manager of Planning and Environmental Resources
Pietro Cambiaso	DS	Deputy Manager of Planning & Environmental Resources
Bonita Fan	DS	Senior Environmental Resources Planner – Regulatory Compliance
Julio Im	DS	Senior Associate Engineer - Environmental Compliance
Ken Tam	DS	Senior Associate Engineer - Environmental Compliance
Ken Monfore	DS	Deputy Manager of Maintenance - Collection/Facilities/Fleet
Dan Dyer	DS	Collection System Supervisor

Table 5: Agency's Legal Responsible Officers and Data Submitters for CIWQS

2.24 Agency Sewer Collection's Staff

The Collection's staff is made up of a team of 10 personnel; consisting of three leadership roles – Manager, Deputy Manager, and Supervisor; two field lead positions and five field staff Operators.

Figure 5 below lists the Collection teams' names, contact information, and associated Collection System Maintenance (CSM) grades for leads and field staff. The leads and field staff can be contacted through the On-Call phone number (951-675-1131). Additionally, all personnel can be contacted through the Agency's operator phone number (909-993-1600).

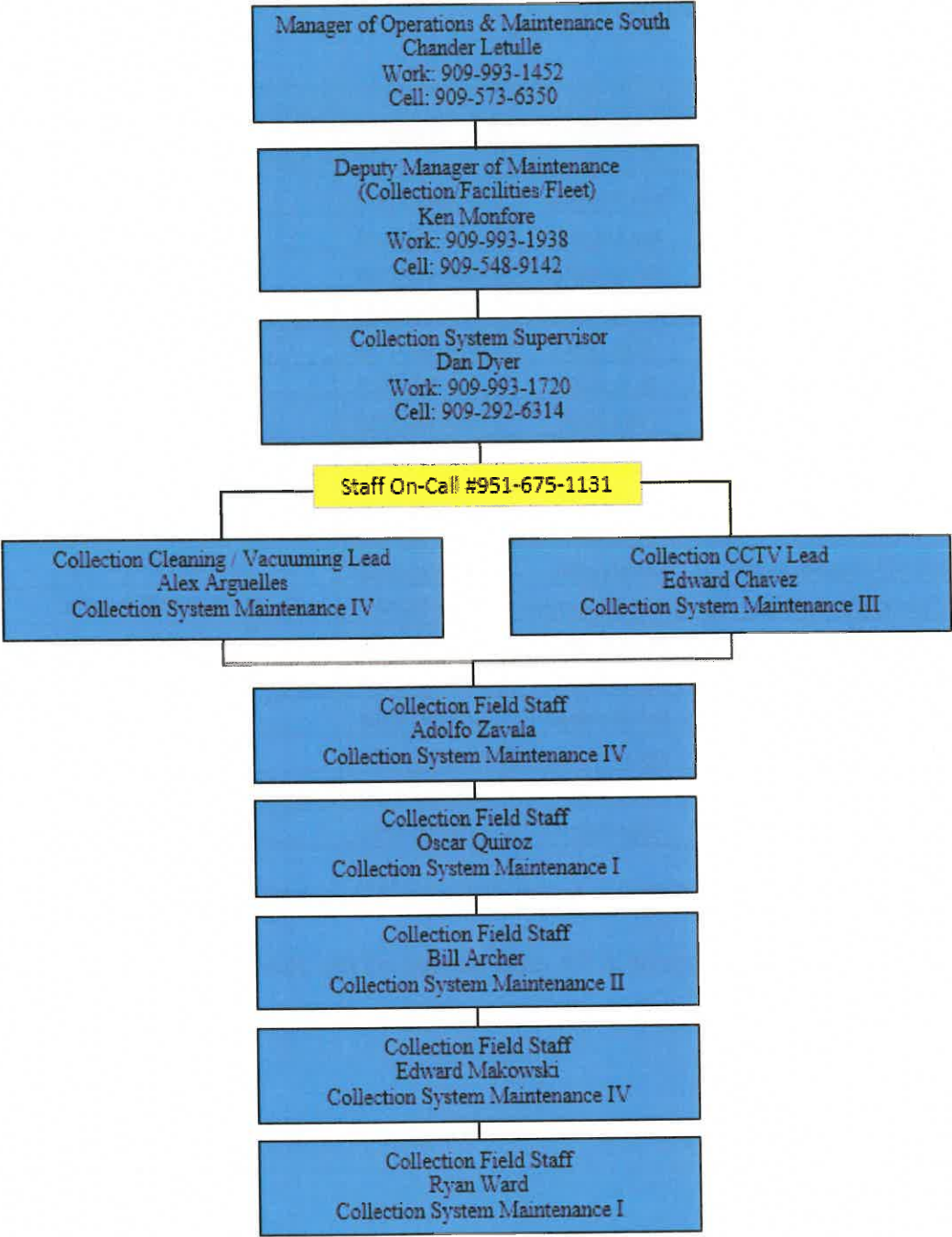


Figure 5: Agency Collections Crew Chain of Command (updated 3/1/2019)

2.25 SSMP Revision Responsible Staff

SSMP Section	Name	Phone	Email
Introduction	Ken Monfore	909-993-1938	konfore@ieua.org
Element 1: Goals	Ken Monfore	909-993-1938	kmonfore@ieua.org
Element 2: Organization	Ken Monfore	909-993-1938	kmonfore@ieua.org
Element 3: Legal Authority	Pietro Cambiaso	909-993-1639	pcambias@ieua.org
Element 4: O&M	Dan Dyer	909-993-1720	ddyer@ieua.org
Element 5: Design & Perf Prov	Jerry Burke	909-993-1548	jburke@ieua.org
Element 6: OERP	Dan Dyer	909-993-1720	ddyer@ieua.org
Element 7: FOG Control Program	Dan Dyer	909-993-1720	ddyer@ieua.org
Element 8: SECAP	Jerry Burke	909-993-1548	jburke@ieua.org
Element 9: MPPM	Ken Monfore	909-993-1938	kmonfore@ieua.org
Element 10: SSMP Program Audits	Ken Monfore	909-993-1938	kmonfore@ieua.org
Element 11: Communication	Andrea Carruthers	909-993-1935	acarruthers@ieua.org
Appendix A: Adoption & Re-cert	Ken Monfore	909-993-1938	kmonfore@ieua.org
Appendix B: Audit History	Ken Monfore	909-993-1938	kmonfore@ieua.org
Appendix C: Change Log	Ken Monfore	909-993-1938	kmonfore@ieua.org
Appendix D: Deficiency Action Log	Ken Monfore	909-993-1938	kmonfore@ieua.org
Appendix E: OERP	Dan Dyer	909-993-1720	ddyer@ieua.org
Appendix F: WQMP	Dan Dyer	909-993-1720	ddyer@ieua.org

Table 6: List of Responsible Agency Staff for SSMP (updated 3/1/2019)

Table 6 above lists those responsible for each section of the SSMP and their respective contact information.

2.26 SSO Flow Chart

Figure 6 below depicts the SSO actions from the Agency’s initial notification, to further staff notifications, to requests for additional support, to additional actions, to post-spill actions. The details of the SSO actions are in the Agency’s Overflow Emergency Response Plan (OERP) (Appendix E).

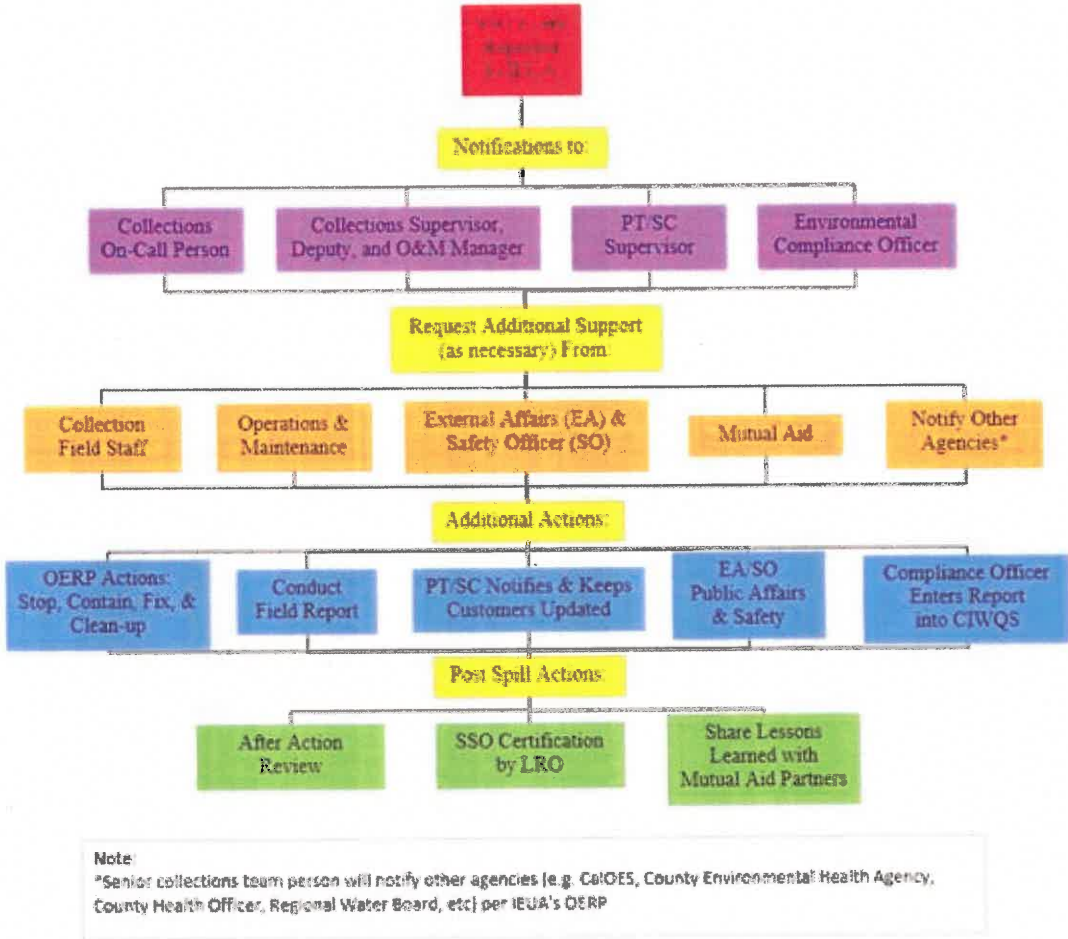


Figure 6: SSO Observation/Action Flow Chart

2.27 Mutual Aid Contacts & Resources

The eight regional contracting authorities and JCSD make up the Agency’s MA partners. These groups have agreed to support one another in the event of an SSO.

Mutual Aid Contact and Resources List						
IEUA						
Position	Name	Work #	Cell #	Email	Equipment available	On Call #
Deputy Manager of Maintenance	Ken Monfore	(909)993-1938	(909)548-9142	kmonfore@ieua.org	2 GAPVac Trucks, Camera Van, Water Truck, 4" Trash Pump	(951)675-1131
Collection Supervisor	Daniel Dyer	(909)993-1720	(909)292-6314	ddyer@ieua.org		
Cucamonga Valley Water District						
Position	Name	Work #	Cell #	Email	Equipment available	On Call #
Construction & Maintenance Superintendent	Robert Koczko	(909)987-2591	(909)912-9718	robertk@cvwdwater.com	SSO Bypass Reel/Hose/Pump, SRECO Sewer Easement Machine, 6" Pump, SRECO Continuous Sewer Rodder	(909)987-2591
Waste Water Collection's	Shawn Spromberg	(909)483-7413	(909)912-4099	shawns@cvwdwater.com		
Water Utility	James Bryan	(909)207-1450	(909)990-5558	jamesb@cvwdwater.com		
City of Chino						
Position	Name	Work #	Cell #	Email	Equipment available	On Call #
Environmental Manager	Reuben Valdez	(909)334-3423	(909)721-0741	rvaldez@cityofchino.org	Sewer Vactor Jet Truck, Water Truck, 10 Yd ³ Dump Truck, Backhoe, 4" Water Pump	(909)628-1234 Police
Street Department Supervisor	Joe Lopez	(909)334-3505	(909)917-2248	jlopez@cityofchino.org		
City of Chino Hills						
Position	Name	Work #	Cell #	Email	Equipment available	On Call #
Operations Supervisor	Olson Childress	(909)364-2829	(909)573-4359	ochildress@chinhills.org	Vactor Truck, Camera Van, 6" Trash Pump, Backhoe, Jetter truck, 10 Ton Dump Truck, Skip Loader.	(909)364-2860
Water and Sewer Manager	Mark Wiley	(909)364-2854	(909)364-2860	mwiley@chinhills.org		
City of Fontana						
Position	Name	Work #	Cell #	Email	Equipment available	On Call #
Utilities Supervisor	Todd Heagstedt	(909)350-6764	(909)821-8244	theagstedt@fontana.org	Vactor Truck, Camera Van, Sewer Rodder, Multi Trash Pump, Large Dump Truck, Backhoe & Bobcat & Loader Tractor	(909)350-7700 Police
Public Works Manager	Keith Kramer	(909)350-6644	(909)697-7861	kkramer@fontana.org		
City of Montclair						
Position	Name	Work #	Cell #	Email	Equipment available	On Call #
Field Supervisor	Xavier Mendez	(909)625-9467	(909)721-1755	nendez@cityofmontclair.o	Sewer Jetter Truck, Camera Van, Water Truck, Backhoe, 5 Yd ³ Dump Truck, 4" Trash Pump, Confined Space Trailer	(909)621-4711 Police
Pretreatment Coordinator	Nicole deMoet	(909)625-9446	(909)721-1776	demoet@cityofmontclair.o		
City of Ontario						
Position	Name	Work #	Cell #	Email	Equipment available	On Call #
Utilities Supervisor	Andy Marquez	(909)395-2691	(909)721-8931	amarquez@ontarioca.gov	Vactor/Water Truck, Camera Van, Water Truck, 5 Yd ³ Dump Truck, Backhoe, (2,4,6,8) inch Trash Pump	(909)721-7246
Utilities Operations Manager	Don Meyer	(909)395-2692	(909)721-8937	dmeyer@ontarioca.gov		
City of Upland						
Position	Name	Work #	Cell #	Email	Equipment available	On Call #
Environmental Quality Manager	Harrison Nguyen	(909)291-2970		hnguyen@ci.upland.ca.us	810 Vactor Truck, SRECO Flush Truck, Trash Pump	(909)946-7624 Police
Utilities Field Supervisor	Jeremy Gendreau	(909)291-2984	(909)376-1197	jogendreau@ci.upland.ca.us		
Jurupa Community Services District						
Position	Name	Work #	Cell #	Email	Equipment available	On Call #
Sewer Operations Manager	Dan Ducasse	(951)727-8001	(951)660-6973	dducasse@jcsd.us	(2) Vactor Combo Trucks, (1) Straight Jetter, (1) CCTV Van, SSO Bypass Trailer Hose Reel w/ 4" & 6" Hose lengths with 6" HH trash Pump	(951)685-7434
Sewer Systems Supervisor	Jim Payfer	(951)685-7434	(951)675-8692	jpayer@jcsd.us		

Table 7: Mutual Aid Quick Reference Sheet (updated 3/1/2019)

Table 7 above lists each agency’s points of contact information as well as available equipment.

2.28 Emergency Contractors

The Agency maintains an emergency contractor list (refer to Figure 7 below) for emergency repairs. These are categorized by general, electrical, mechanical, sewer, and miscellaneous (HVAC, Hazardous, Welding, etc.) engineering and construction support.

General, Electrical: - Big Sky - Davis Electric - Doty Brothers Equipment - Ferreira Construction - KDC Inc. DBA Dynalectric	General, Mechanical: - Genesis Construction - J.R. Filanc Construction Co., Inc. - Kana Subsurface Engineering - Vance Corporation - W.M. Lyles Co. - Weka, Inc.
Sewer System: - Kvac (Tanker Support) - Mike Bubalo Construction - W.A. Rasic Contracting	Misc: - AToM Engineering (HVAC) - Humphrey Constructors (Landscaping, Hazardous) - Murphy Industrial Coatings, Inc. (Painting) - SCW Contracting Corp (Structural, Welding) - Trinity Construction (Hazardous) - Doty Brothers Equipment Co (Fire) - Ferreira Construction (Fencing)

Figure 7: Emergency Contracts

2.3 Agency Organizational Documents

- Appendix E – Overflow Emergency Response Plan
- Mutual Aid Agreement (www.ieua.org)

* * *

3.0 Element 3: Legal Authority


3.1 WDR Requirements Summary

- a) Prevent illicit discharges into its sanitary sewer system (examples may include inflow and infiltration (I/I), stormwater, chemical dumping, unauthorized debris and cut roots, etc.);
- b) Require that sewers and connections be properly designed and constructed;
- c) Ensure access for maintenance, inspection, or repairs for portions of the lateral owned or maintained by the Public Agency;
- d) Limit the discharge of fats, oils, and grease (FOG) and other debris that may cause blockages, and
- e) Enforce any violation of its sewer ordinances.

3.2 Agency Compliance Summary

The Agency's legal authority is granted pursuant to the authorization of the Municipal Water District Law of 1911, California Water Code Section 71000 et seq., California Government Code Section 54739 et seq., the Clean Water Act (33 U.S.C. 1251 et seq.) and the General Pre-Treatment regulations (40 C.F.R. 403).

3.21 History



On April 17, 1950, a petition was filed with the Board of Supervisors of the County of San Bernardino, State of California, regarding the organization of Chino Basin Municipal Water District (CBMWD) pursuant to the provisions of the Municipal Water District Act of 1911. A special election was ordered within the proposed district and elections were held on June 6, 1950. 11,921 votes out of 13,787 supported the organization of CBMWD. On July 3, 1950, in the regular meeting of the Board of

Supervisors of the County of San Bernardino, State of California, adopted the proposition of the formation of CBMWD, and recorded under Book 2609, Page 231. Subsequently, on July 22, 1950, the State of California incorporated CBMWD under the laws of the Municipal Water District. On July 1, 1998, the CBMWD was renamed Inland Empire Utilities Agency (Agency) to better reflect the service area it serves and its activities. Currently, the Agency covers an area of 242 square miles with a current population of approximately 850,000.

3.22 Objectives

The Agency's legal authority objectives are as follows – prevent illegal discharges by requiring discharge permits, proper design and construction of sewer systems, access or right of entry to any property connected to the sewer system, and dischargers to meet discharge limits, charges, and fees for services. The Agency's achieves these objectives by means of Ordinances, Permits, Resolutions, and industry accepted standard practices.

3.23 Ordinances

The Agency's Regional and NRWS collection systems are governed by three ordinances – Regional Wastewater System Ordinance No. 97, the NRWS and EWL Ordinance No. 99, and IEBL Ordinance No. 106. The Regional Wastewater System is a collection and conveyance system providing service for primarily residential neighborhoods with some commercial and industrial dischargers that meet the Agency's pretreatment discharge local limits. The NRWS is a collection and conveyance system dedicated to industrial wastewater discharges containing high levels of dissolved salts. This system is composed of three independent sub-systems – 1) the IEBL formerly known as the Santa Ana Regional Interceptor (SARI) which is owned by the Santa Ana Watershed Project Authority (SAWPA) that discharges to the Orange County Sanitation Districts (OCSD), and 2) the NRWS and 3) the EWL systems that discharges to County Sanitation Districts of Los Angeles County (CSDLAC).

Requirement	Legal Authority Reference
Prevent illicit discharges into the wastewater collection system	Ordinance No. 97 (Section 2 - General Sewer Use Requirement) Ordinance No. 99 (Section 2 - General Sewer Use Requirement) Ordinance No. 106 (Article 2 - Prohibited Waste Discharges)
Limit the discharge of fats, oils, grease and other debris that may cause blockages	Ordinance No. 97 (Section 2 - General Sewer Use Requirement) Ordinance No. 99 (Section 2 - General Limitations on Non-Reclaimed Wastewater) Ordinance No. 106 (Article 2 - Prohibited Waste Discharges)
Sewers and connections be properly designed and constructed	Ordinance No. 97 (Section 3 - Pre-Treatment Facilities) Ordinance No. 99 (Section 6 - Pipeline Construction) Ordinance No. 106 (Article 4 - Wastewater Discharge Permits)
Proper installation, testing, and inspection of new and rehabilitated sewers	Ordinance No. 97 (Section 3 - Pre-Treatment Facilities) Ordinance No. 99 (Section 6 - Pipeline Construction) Ordinance No. 106 (Article 4 - Wastewater Discharge Permits)
Clearly define city responsibilities and policies	Regional Pre-Treatment Agreements Regional Sewage Service Contract
Ensure access for maintenance, inspection or repairs for portions of the service lateral owned or maintained by the city	Ordinance No. 97 (Section 7 - Right of Entry) Ordinance No. 99 (Section 7 - Inspection & Entry) Ordinance No. 106 (Article 4 - Wastewater Discharge Permits) Regional Pre-Treatment Agreements
Control infiltration (I/I) from private service laterals	Ordinance No. 97 (Section 4 - Independent Wastewater Discharge Permit Contents) Ordinance No. 99 (Section 6 - Wastewater Discharge Permits) Ordinance No. 106 (Article 4 - Wastewater Discharge Permits)
Install grease removal devices (such as traps or interceptors), design standards for grease removal devices, maintenance requirements, BMP requirements, record keeping, and reporting requirements	Ordinance No. 97 (Section 5 - Independent Wastewater Discharge Permit Contents) Ordinance No. 99 (Section 7 - User Permit Conditions) Ordinance No. 106 (Article 5 - Interceptor Requirements) Regional Pre-Treatment Agreements
Authority to inspect grease producing facilities	Ordinance No. 97 (Section 7 - Right of Entry) Ordinance No. 99 (Section 7 - Inspection and Entry) Ordinance No. 106 (Article 5 - Inspection) Regional Pre-Treatment Agreements Regional Sewage Service Contract
Enforce any violation of its sewer ordinance	Ordinance No. 97 (Section 10 - Administrative Enforcement Remedies) Ordinance No. 99 (Section 8 - Enforcement) Ordinance No. 106 (Article 6 - Enforcement) Regional Pre-Treatment Agreements

Table 8: Agency's Legal Authority Reference

Table 8 above summarizes the WDR requirement and the Agency's legal authority reference.

Regional Wastewater System Ordinance No. 97

A copy of this Ordinance is available on the Agency's website: www.ieua.org.

Ordinance No. 97 objectives are to provide a maximum beneficial use of the RSS, groundwater resources and effluent receiving waterways by preventing the introduction of pollutants which may harm or interfere with the collection system and the operation of the wastewater recycling facilities. This Ordinance covers wastewater discharge requirements such as permitting, discharge prohibitions, compliance monitoring, and enforcement.

The Agency operates its pretreatment program pursuant to the legal authority contained in Ordinance No. 97, enforceable in Federal, State, or local courts, which authorizes or enables the Agency to apply and enforce the requirements of Sections 307 (b) and (c), and 402 (b)(8) of the Clean Water Act and any regulations implementing those sections. The Agency approved pretreatment program designates the Agency's as the primary control authority for Significant Industrial Users within the Agency's service area that includes the cities of Chino, Chino Hills, Fontana, Montclair, Ontario, Upland, and the Cucamonga Valley Water District, collectively known as the RCAs. The Agency and the RCAs use a standardized format for enforcement response plans and control mechanisms. The Agency and the RCAs have contractual agreements in place to acknowledge the Agency as the control authority having oversight of the regional pretreatment program. As required by the Regional Water Quality Control Board (RWQCB), the Agency and the RCAs have developed region-wide pretreatment mechanisms that are consistent and uniform throughout the Agency's service area.

Non-Reclaimable Wastewater System (NRWS and EWL) Ordinance No. 99

Non-Reclaimable Wastewater System (IEBL) Ordinance No. 106

A copy of Ordinance No. 99 and No. 106 available on the Agency's website: www.ieua.org.

Ordinance No. 99 and No. 106 objectives are to provide a maximum beneficial use of the NRWS by preventing the introduction of pollutants which may harm or interfere with the collection system and the operation of the OCS and CSDLAC wastewater treatment plants. These ordinances cover the general discharge requirements such as permitting, discharge limitations, compliance monitoring, and enforcement.

3.24 Permits

Any entity who wants to discharge into the Agency's sewer system must first obtain and maintain a valid permit. Any discharge without a valid permit is considered an illegal discharge and is subject to enforcement action under the terms and conditions of the Agency's Ordinance. A permit applicant must submit documents with relevant information regarding the source, strength, and volume of the wastewater generated; the proposed alignment of the sewer conveyance system to the Agency's trunk lines, proper design, and construction of the system, etc. The information is then evaluated by the office engineer and permit engineer. When the Agency's requirements are met is a permit with discharge limits issued to the applicant.

3.25 NRWS Rate Resolutions

Rate resolutions are approved and/or amended by the Agency's Board of Directors, around June for the next fiscal year. The rate resolutions are good for one year and cover both the North and South NRWS systems. Rate resolutions cover the capacity, volumetric, strength, CIP, O&M, and administrative fees.

3.26 Amendments

Ordinances and rate resolutions are subject to amendments to accommodate the dynamics of the sewer industry.

3.3 Agency Legal Authority Documents

The following documents meet the Order requirements for this element:

- a) San Bernardino County Board Approval of Chino Basin Municipal Water District (B2609_P234) 02653.
- b) Acts of Incorporation with the San Bernardino County, CA.
- c) Ordinance No. 97 governs the Regional Wastewater System; adopted on October 15, 2014.
- d) Ordinance No. 99 governs the North NRWS; adopted on June 18, 2014.
- e) Ordinance No. 106 governs the South NRWS; adopted on September 19, 2017.
- f) Chino Basin Regional Sewage Service Contract with Exhibits; amended on October 19, 1994.
- g) The Regional Rate Resolutions are revised annually.
- h) The NRWS system Rate Resolutions are revised annually.

Documents c) through h) above can be found on the Agency's website: www.ieua.org.

* * *

4.0 Element 4: Operations & Maintenance (O&M) Program

4.1 WDR Requirements Summary

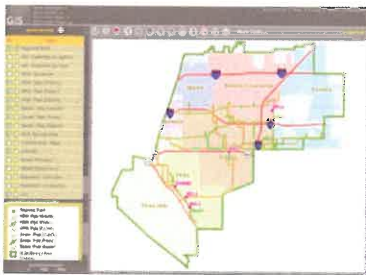
The SSMP must include those elements listed below that are appropriate and applicable to the Enrollee's system:

- a) Maintain an up-to-date map of the sanitary sewer system, showing all gravity line segments and manholes, pumping facilities, pressure pipes and valves, and applicable stormwater conveyance facilities;
- b) Describe routine preventive operation and maintenance activities by staff and contractors, including a system for scheduling regular maintenance and cleaning of the sanitary sewer system with more frequent cleaning and maintenance targeted at known problem areas. The Preventive Maintenance (PM) program should have a system to document scheduled and conducted activities, such as work orders;
- c) Develop a rehabilitation and replacement plan to identify and prioritize system deficiencies and implement short-term and long-term rehabilitation actions to address each deficiency. The program should include regular visual and televised inspections of manholes and sewer pipes, and a system for ranking the condition of sewer pipes and scheduling rehabilitation. Rehabilitation and replacement should focus on sewer pipes that are at risk of collapse or prone to more frequent blockages due to pipe defects. Finally, the rehabilitation and replacement plan should include a CIP that addresses proper management and protection of the infrastructure assets. The plan shall include a time schedule for implementing the short and long-term plans plus a schedule for developing the funds needed for the CIP;
- d) Provide training on a regular basis for staff in sanitary sewer system O&M, and require contractors to be appropriately trained; and
- e) Provide equipment and replacement part inventories, including identification of critical replacement parts.

4.2 Agency O&M Plan

4.21 Collection System & Storm Drain System Map

The Agency understands the importance of good mapping of its sewer collection system. Hence, the Agency maintains both hard copies and electronic versions of its sewer collection system. Engineering and Construction Management maintain a library in its main headquarters in Chino, California, with all design and As-Built drawings. In addition, all the drawings are also archived in electronic DWG, TIFF, and/or PDF formats for easy access and compatibility.



The Agency also maintains a GIS of the entire BSS and RSS systems (refer to tables and figures in Introduction Section 0.3 Asset Information). This is the best way to fully visualize the entire collection system and is supported by the Agency's Business Information Services (BIS) department. This information is updated in real time via iPad during manhole inspections and preventive cleaning maintenance in the field, while CCTV inspections are updated monthly via data download from the CCTV system to the GIS database. In addition to the Agency's shapefiles, which include the RSS system, the BSS system, the recycled water system, and customers; member agencies' sewer collections system shapefiles, parcel layers, and aerial layers are also incorporated and updated periodically with new information. All this information is readily accessible from any computer within the Agency's intranet and via iPad in the field.

The Agency does not own or operate any stormwater conveyance systems but is working with member agencies to import stormwater system data to the Agency's GIS mapping.

4.22 Preventive Operations & Maintenance

To keep the Agency's collection systems in top working condition, the Agency conducts PM, corrective maintenance (CM), and emergency maintenance (EM) on both its sewer systems (RSS and BSS). These processes are depicted in Figure 8 below; however, a discussion of the Agency's inspection and cleaning, overall referred to as production, procedures precede the PM, CM, and EM sections.

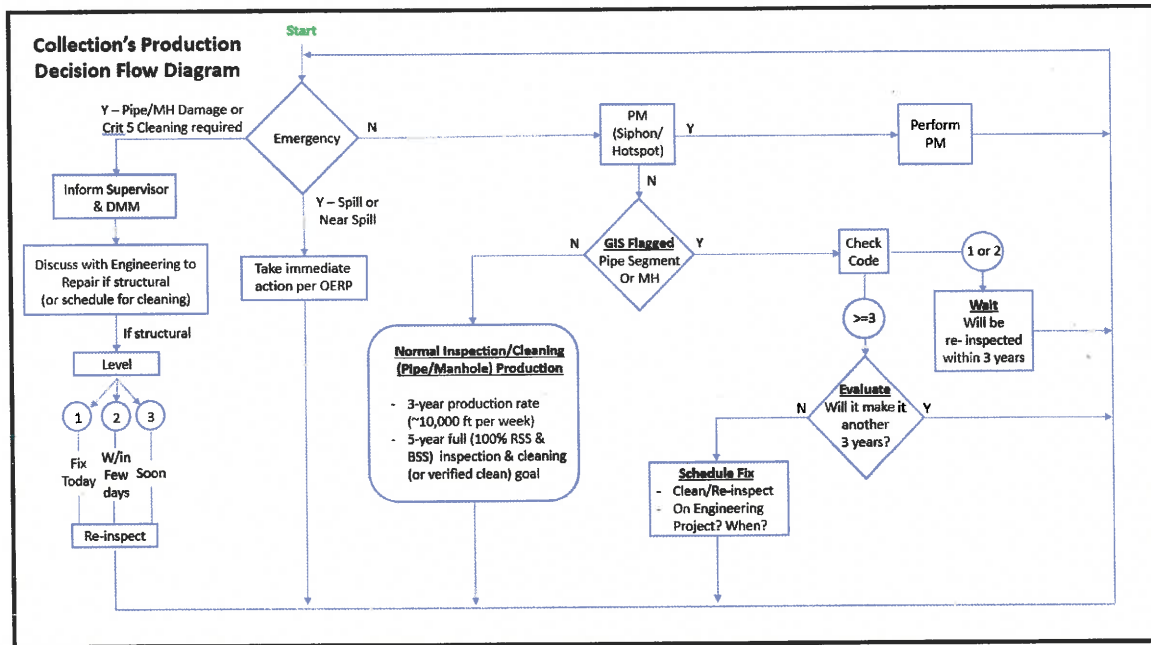


Figure 8: Collection's Production Decision Flow Diagram

PM is explained in the Preventive Maintenance section 4.22; CM is discussed as non-urgent repairs in the Rehabilitation & Replacement (R&R) section 4.23; and EM is also discussed as urgent repairs, in the R&R section 4.23.

The Agency's staff uses a Computerized Maintenance Management System (CMMS) and Enterprise Asset Management software from SAP® (implemented in 2007) for tracking its maintenance program activities.

Production (Inspection/Cleaning)

In general, the Agency inspects and cleans (or verifies clean (VC)) its sewer pipes and manholes at a 3-year production rate, which is roughly 10,000 ft. either cleaned, inspected, or a combination thereof, weekly.

Inspection



The Agency's sewer collection system inspections are conducted using the latest color CCTV cameras using software for video capture, fault observations and annotations, and pipe plots (using NASSCO standards). Collection's staff will perform a preliminary field assessment while performing the pipe/manhole inspections (refer to section 4.23 for urgent and non-urgent repair actions).

GPS units are also used to collect information about manholes and pipelines. A specially designed truck accommodates all the equipment and appurtenances for CCTV. The locally stored CCTV data is transferred into the Agency's main server and burned into digital media, such as USB flash drive or DVD.

Cleaning

A pipe can either be cleaned or VC. If deemed necessary, actual pipe cleaning will be performed using one of its combination (vacuum/jetting) trucks. However, a pipe can be VC, which means that there were no indications of debris or other obstructions (e.g. roots, grease, etc.) that would require cleaning, for example:

- No visual debris/obstructions: Pipe and sewage water clarity must support this visual determination.
- Camera crawler indication when using CCTV: Crawler does not appear to be driving over or impeded by unseen objects.
- Surface water indication: No water disturbance such as ripple or turbulence potentially due to underlying objects.
- Heavy debris indication: Hydro-Jetter cleans line section multiple times until debris is no longer being pulled by vacuum.

Additionally, a pipe segment may be VC using CCTV (preferably) or a pole camera (high resolution/magnification camera capability). However, if using the pole camera, the field operator must be extra cautious there are no obstructions requiring actual cleaning. This added precaution is due to the different capabilities of the two systems. Specifically, the CCTV crawler can approach objects and view them up close; yet, the pole camera uses high magnification to view distant objects from its manhole entry point.

Production Rate/Cycle

Although three years is the production rate target, the full (100% RSS and BSS) inspection and cleaning goals are every five years. The time difference is due to the more frequent inspection and cleaning requirements of siphons and hotspots, which are discussed in the Preventive Maintenance section below.

Preventive Maintenance

Siphons and hotspots are placed on an accelerated inspection/cleaning schedule of monthly, quarterly, semi-annual, and annual (refer to Table 9 below) to help minimize the potential of an SSO event.

Sewer System Management Plan
Element 4 – Operations & Maintenance Program
 Rev. April 17, 2019
 Page 35

BSS (15 Siphons & 1 HotSpot)									
Line	Segment	System	Description	City	Frequency	Traffic	Length ft	Barrels	Total ft
NSNT	033-034	BSS	8th st	Rancho	Monthly	N	159	2	318
NSNT	055-056	BSS	Inland Empire	Ontario	Monthly	N	184	2	368
NSCT	059-060	BSS	Holt & 10fwy	Ontario	Monthly	N	273	2	546
VNTL	010-011	BSS	Jurupa	Ontario	Semi-annual	N	147	3	441
EISL	019-019A	BSS	Jurupa & Etiwanda	Ontario	Semi-annual	Y	194	3	582
IEBL	006A-006B	BSS	Pacific Elbow Co.	Chino	Semi-annual	N	51	5	255
IEBL	010A-010B	BSS	Central & Prado	Chino	Semi-annual	N	197	2	394
NSST	077-088	BSS	Marlay	Fontana	Semi-annual	Y	330	2	660
NSST	137-138	BSS	Turner	Ontario	Semi-annual	Y	128	2	256
NSST	148-149	BSS	RP-1	Ontario	Semi-annual	Y	199	2	398
SBAN	007-008	BSS	CSI	Fontana	Semi-annual	Y	303	2	606
PTXC	001-002	BSS	Paradise Textile	Chino	Semi-annual	Y	124	1	124
NSST	091-162	BSS	Philidelphia Line	Fontana	Semi-annual	Y	31,633	1	31633
NSNT	005-006	BSS	Day Creek Wash	Rancho	Annual	N	254	1	254
NSNT	013-014	BSS	Under Milliken	Rancho	Annual	N	187	1	187
NSNT	019B-019C	BSS	Under Haven	Rancho	Annual	N	194	1	194
RSS (26 Siphons)									
Line	Segment	System	Description	City	Frequency	Traffic	Length ft	Barrels	Total ft
WI	049-050	Regional	Fabtech	Chino	Monthly	N	155	2	310
WI	057-058	Regional	Ramona	Chino	Monthly	Y	100	2	200
RDT	015-016	Regional	Riverside Dr	Chino	Monthly	Y	130	2	260
GMT	006-007	Regional	CCWRF back gate	Chino	Monthly	N	165	2	330
FT	018-019	Regional	Wash	Ontario	Monthly	N	180	2	360
WIR	027-028	Regional	East End under 60fwy	Chino	Quarterly	Y	100	1	100
WIR	072-073	Regional	Ramona & Railroad	Chino	Quarterly	Y	140	2	280
CHT	014-015	Regional	Carbon	Chino	Quarterly	N	540	2	1080
CHT	008-009	Regional	Lucilles	Chino	Quarterly	Y	40	1	40
CI	009-010	Regional	Central Ave in park lot	Chino	Quarterly	N	85	2	170
LST	003-004	Regional	High School	Chino	Quarterly	N	115	2	230
LST	008-010	Regional	Prado Rd	Chino	Quarterly	N	675	2	1350
CAT	005-006	Regional	Chino Ave & 71 FWY	Chino	Quarterly	Y	220	2	440
FI	011-012	Regional	Live Oak	Fontana	Quarterly	Y	165	2	330
FI	042-043	Regional	Marlay	Fontana	Quarterly	Y	240	2	480
WIR	091-092	Regional	Outside CCWRF	Chino	Semi-annual	Y	75	1	75
ET	014-015	Regional	Ilex	Fontana	Semi-annual	Y	115	2	230
CUJ	031A-031B	Regional	Whispering Lakes	Ontario	Semi-annual	N	90	2	180
GAO	065-066	Regional	Eli Basin & Philidelphia	Ontario	Annual	N	130	2	260
CUJ	061-062	Regional	Oropak	Ontario	Annual	N	195	2	390
CUJ	065-066	Regional	RP-1 Access Rd	Ontario	Annual	N	360	2	720
CUJ	067-068	Regional	RP-1 Access Rd	Ontario	Annual	N	285	2	570
FIR	039-040	Regional	Jurupa	Fontana	Annual	Y	260	2	520
FIR	064-065	Regional	15 FWY Basin	Ontario	Annual	N	200	2	400
UIR3	021-022	Regional	Grove & Mission	Ontario	Annual	Y	255	1	255
UIR3	030-031	Regional	Mission Under Wash	Ontario	Annual	Y	185	1	185

Table 9: Siphons & Hotspots

These activities are added, deleted, or altered based on analysis findings during the maintenance process. Activities will be altered by modifying the work content, adjusting the intervals and/or adjusting times to compensate for adverse conditions found. Work order closeout procedures are in place to ensure all work history is documented and condition assessment is maintained for proper record keeping. As part of the PM process analysis, observations related to grease build-up within the sewer collection system are reported to Source Control, which is responsible for further investigation to determine the cause of the identified grease build-up.

4.23 Rehabilitation & Replacement Program

Urgent Repairs

Upon discovery of an emergency during routine preventive O&M (i.e. NASSCO coded critical 5 pipe/manhole damage or cleaning required), field staff will contact the Collection System Supervisor to act. If the critical 5 is due to an O&M issue (e.g. root, grease, debris, etc.), the Supervisor will schedule a cleaning/re-inspection as appropriate. However, if it is a structural issue (e.g. pipe offset, break, or other excessive damage), the Supervisor will report to the Deputy Manager who will contact Engineering. Engineering will evaluate the emergency as a Level 1, 2, or 3, which establishes the following repair precedence:

- Level 1: Immediately repair (i.e. that day)
- Level 2: Repair within the next few days
- Level 3: Repair within the next week or two

Engineering will then contact their emergency contractors (refer to Figure 7, section 2.28) to initiate the repair. Once the restoration is completed, the Collection's staff will re-inspect to ensure the problem was properly corrected.

Non-Urgent Repairs

The GIS database will be reviewed by the Collection and Engineering supervisors to assess and prioritize non-urgent repairs based on critical ranking and conditions assessment. These will be placed and tracked on a CIP spreadsheet (see Table 10 below). These repairs will be briefed with the respective Deputy Managers.

Pipeline Segments	Pipeline Name (Collections)	System	Pipe Size (in)	Rating	Structural or O&N	Inspection Date	Next Inspection Date	Evaluation Priority	On Existing Project?	Comments	Plan???	Status	Date	Reinspection
CUI-032_CUI-033	Cucamonga Interceptor	BSS	42"	5	S	2/28/2017	As Needed	Med	No	Hole void visible/ defect is on top of pipe has low impact on pipe	Put on project	Project in the works for 2020		
VTRF-001 to VTRF-002	Ventura Foods Lateral	BSS	8"	5	S	3/12/2017	As Needed	Med	No	Hole with potential void visible.	Put on project	Project in the works for 2020		
VINY-010 to VINY-011	Vinyard Ave Trunk	BSS	8"	5	S	7/31/2017	As Needed	Med	No	Structural hole in pipe void is visible. No current flow in pipe, has been confirmed by Source control	Put on project	Project in the works for 2020		
YAT-007 to YAT-008	Yorba Ave Trunk	BSS	15"	5	S	8/2/2018	As Needed	Low	No	HSV, but on an abandoned line. Confirmed with PT/SC	Put on project	Project in the works for 2020		
CIM-003 to CIM-004	Chino Men's Prison Line	BSS	8"	4	S	8/27/2018	As Needed	Med	No	Fracture multiple cracks starting at 7:00 to 5:00 just above water line	Put on project	Project in the works for 2020		
CT-001 to CT-008	Cucamonga Trunk	BSS	18"	5	S	11/26/2018	As Needed	High	No	The pipes structural integrity is failing and the lining is falling off the walls of the pipe. This is exposing high pipe deterioration.	Has been put on a project	Engineering has project in the works for 2019		

Table 10: Pipe and Manhole Non-Urgent Repair List

Customer Complaints

CM and EM necessitated by customer complaints (i.e. foul odor, missing manholes, spills) will be handled accordingly and tracked through a work order via CMMS.

Long-Term CIP

In addition to the continual system condition assessment and repair process discussed above, the Agency is in the process of conducting a third-party condition assessment of its entire collection system. The last of this type of valuation was performed in 2006. Among the deliverables will be an updated long-term CIP, which will also be utilized to update the TYCIP. For additional information, refer to section 8.23 concerning short and long-term CIPs.

4.24 Training



The Agency understands that training is essential for safety and proper maintenance activities. The Agency regularly provides training for Collection's staff and contractors.

Collection's Staff Training

This training is divided into two general parts: Safety Training and Technical Training.

Safety Training

In-house safety training is performed continually throughout the year. Table 11 below list those training topics.

IEUA Safety Training Topics	
Training Topics	Frequency
Ethics	Annual
Heat Illness	Annual
Hearing Conservation and Safety	Annual
Respiratory Protection	Annual
Bloodborne Pathogens	Annual
Handling Cal OSHA	Annual
Hazard & Incident Reporting	Annual
Asbestos Awareness	Annual
Using Fire Extinguishers Training	Annual
Workplace Violence	Annual
Confined Space	Annual
CPR/First aid	Every 2 years
HAZWOPER	Annual
Lockout Tagout	Annual
Hazard Communication	Annual
RCRA Hazard Waste	Annual
Workplace Emergencies	Annual
Defensive Driving	Annual
Active Shooter	Annual
Fall Protection	Annual
Office Ergonomics	Annual
Hydrogen Sulfide	Annual
Forklift Safety Pedestrian	Annual
Ladder Safety	Annual
Workplace Violence	Annual
Harassment Prohibition	Annual
Drug/Alcohol Free Workplace	Annual
Security at Agency	Annual
Vehicle Use Procedures	Annual
Hazardous Materials	Annual
On-the-Job IIRP	Annual
IIPP Safety Manual	Annual
PPE	Annual
EEO	Annual

Table 11: Collection’s Safety Training

In addition to in-house safety training, hazardous waste operations and emergency response (HAZWOPER) training (or refresher training as required) is provided annually.

All safety training is tracked for completion by the supervisor and safety officer.

Technical Training

Technical training, both in-house and outside the Agency, is scheduled and tracked by the supervisor.

Refer to Table 12 below for the in-house training topics and periodicity.

IEUA Sewer Collection's Technical Training Topics	
Training Topics	Frequency
Agency OERP	Annual
Agency SSMP	Annual
Sanitary Sewer Regulations (WDR & MRP)	Annual
SSO Volume Estimation Techniques	Annual
Researching and Doc SSO Start Times	Annual
Impacted Surface Water Response Procedures	Annual
SWRCB Employee Knowledge Expectations	Semi-Annual
Water Quality Sampling Plan	Annual
Employee Core Competency Evaluations of SSO	Annual
CIWQS	Annual
SSO Table Top	Annual
SSO Drill	Annual
NASSCO	Every 3 Years
Collections SOP Training	Annual
PSERP	Annual
CWEA SARBS Collections Seminars	Annual
Mutual Aid Meetings and Training Events	Semi-Annual

Table 12: Collection's Technical Training

Outside the Agency, the Collection's staff participates in the California Water Environment Association (CWEA) program for collection system maintenance (CSM Grades I through IV) - refer to Figure 5, section 2.24 for current certification levels); and maintain their required continuing education units (CEU). NASSCO training is also provided every three years to ensure the Collection's operators maintain their coding certifications for a pipeline, lateral, and manhole assessment.

The Agency's Collection's staff also participates in semi-annual training with other MA partners consisting of lectures and overviews of current issues as they relate to the effective maintenance and operation of all the Agencies' collection systems. This training has proven to be invaluable and serves as an excellent tool for networking and teambuilding.

The Agency encourages all its staff to additionally stay in touch with today's technology and the latest innovations as they relate to the collection system industry through conferences, seminars, and workshops provided by reputable organizations and manufacturers. Staff is also encouraged to obtain membership in professional organizations.

Contractor Training

Contractors will be vetted during the contract award process to ensure all their staff are properly trained. SSO training will also be addressed during the pre-construction meetings. Figure 9 below, from the OERP, will be reviewed during these meetings.

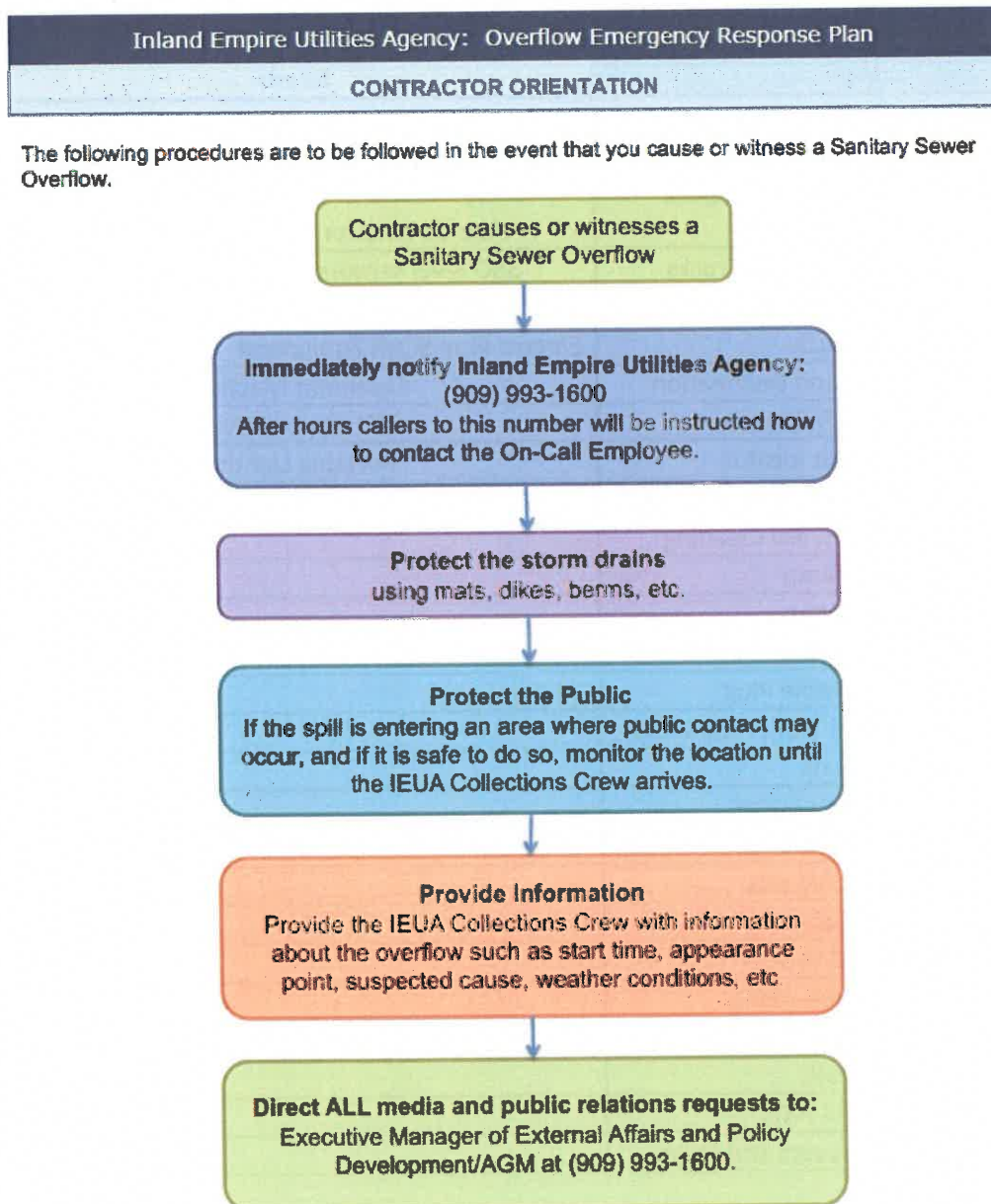


Figure 9: Contractor SSO Orientation Training

4.25 Contingency Equipment & Replacement Inventories



The Agency has critical equipment/parts in stock at its warehouse at RP-1 and RP-4. Table 13 below lists on-hand pipe and manhole cleaning/inspection equipment, safety gear (e.g. confined space equipment), and traffic control equipment.

IEUA Collection's Equipment Inventory	
What We Have	Needs
2 GapVax Combo Trucks	8" Trash Pump
1 Ques CCTV Camera Van	3-8" to 36" Inflatable Plugs
Safety Trailer with Confined Space Equipment	Pole Camera for Manhole Inspection
2 Ford F250 Traffic Control Trucks	SSO level sensors for various locations
5 Yd Dump Truck	Replacement GapVax Combo Truck
Water Truck	Electro Pipe SCAN Equipment
Traffic Control Signs and Delineation	Easement Machine
3 iPads for GIS Fieldwork	SSO response Van
Trimble GPS Unit locator	Portable Lighting
2 Self-contained Breathing Apparatus units	
Various Nozzles for Hydro Cleaning	
4" Trash Pump	
6" Trash Pump	
6 Leader Hoses	
36" to 60" inflatable Plug	
Generator/Portable and Trailer Mounted	
9 Gas Techs	
3 Hand Held Spot Lights	
Tyvek Suits and Gloves	
AED and First Aid Kits	
Fire Extinguishers	
2 10'x10' EZ Ups	
5 Ton Chain Come-Along	
2 Hydro Excavation Tubes	
12 Tiger Tails	
Sand Bags and PIGs	
30" to 38" Manhole Covers and Rings	

Table 13: Collection's Current Equipment & Needs

As shown in Table 13, additional needs and other new technologies are being evaluated. Those include SSO advanced warning devices (e.g. level and flow sensors), zoom pole cameras, and hydro nozzle camera quick clean inspections.

In addition, the Agency retains contractors that are available for any emergency repairs (refer to section 2.28, Figure 7). The Agency also has a MA agreement in place with all the RCAs and JCSD which provides the sharing of resources, equipment, and personnel in the event of an emergency (refer to section 2.27, Table 7).

4.3 Agency O&M Documents

- GIS maps
- PMs (siphons/hotspots)
- Sewer Pipe & Manhole CIP
- Safety Training
- Agency's Collection's In-house Training
- Collection's Emergency & Critical Equipment List

* * *


5.0 Element 5: Design & Performance Provisions

5.1 WDR Requirements Summary


- a) Design and construction standards and specifications for the installation of new sanitary sewer systems, pump stations, and other appurtenances; and for the rehabilitation and repair of existing sanitary sewer systems; and
- b) Procedures and standards for inspecting and testing the installation of new sewers, pumps, and other appurtenances and for rehabilitation and repair projects.

5.2 Agency Design & Performance Provisions Plan

5.21 Standards for Installation, Rehabilitation, and Repair



Pump stations and force mains for future projects are sized based on the standards in the industry as defined by the American Society of Civil Engineers and the American Water Works Association. The Agency has Engineering Design Guidelines which also guides internal staff as well as consultants through the design of all sewer infrastructure. The Agency oversees the design and performance of its Regional and Non-Reclaimable sewer systems' construction following these guidelines as well as the Agency's own standards for manholes and connections. For all other standards, the Agency adheres to the *Standard Specifications for Public Works Construction*, commonly known as the "GREENBOOK" standards.



The Agency has an Engineering department with resources to design a system so that it will perform as intended. The staff is composed of various engineering disciplines to tackle even the most difficult of designs. AutoCAD® is the standard drawing format. In addition, all bid proposals must also adhere to the "GREENBOOK" standards.

5.22 Standards for Inspection and Testing of New, Rehabilitated, and Repaired Facilities

The Agency has an Engineering and Construction Management department with resources to make sure every project is built to code as designed and follows the testing and inspection standards in the “*GREENBOOK*” standards. The staff consists of various disciplines to ensure a project is built as designed. For pipeline rehabilitation and repairs, this is accomplished by requiring CCTV inspection and assessment before accepting and commissioning a project.

5.3 Agency Design & Performance Documents

The following documents meet the Order requirement for this element and are available in the Agency’s Engineering department.

- Agency’s Standard for Manholes
- Agency’s Standard for Connections
- Agency’s Standard for Bedding and Backfill
- Agency’s Engineering Design Guidelines
- Copies of *Standard Specifications for Public Works Construction “GREENBOOK”*

* * *

6.0 Element 6: Overflow Emergency Response Program (OERP)

6.1 WDR Requirements Summary

- a) Proper notification procedures so that the primary responders and regulatory agencies are informed of all SSOs in a timely manner;
- b) A program to ensure an appropriate response to all overflows;
- c) Procedures to ensure prompt notification to appropriate regulatory agencies and other potentially affected entities (e.g. health agencies, Regional Water Boards, water suppliers, etc.) of all SSOs that potentially affect public health or reach the waters of the State in accordance with the MRP. All SSOs shall be reported in accordance with this MRP, the California Water Code, other State Law, and other applicable Regional Water Board WDRs or National Pollutant Discharge Elimination System (NPDES) permit requirements. The SSMP should identify the officials who will receive an immediate notification;
- d) Procedures to ensure that appropriate staff and contractor personnel are aware of and follow the Emergency Response Plan and are appropriately trained;
- e) Procedures to address emergency operations, such as traffic and crowd control and other necessary response activities; and
- f) A program to ensure that all reasonable steps are taken to contain and prevent the discharge of untreated and partially treated wastewater to waters of the United States and to minimize or correct any adverse impact on the environment resulting from the SSOs, including such accelerated or additional monitoring as may be necessary to determine the nature and impact of the discharge.

6.2 Agency OERP Plan

The Agency created and approved, as of July 2018, a new OERP to replace its outdated 2007 SSOURGP. This section states the purpose of the program, outlines the OERP plan, and discusses the plan for updating the document; however, full details are included in the actual plan, which is located in Appendix E.

6.21 Purpose

Overflow Emergency Response Plan



One of the Agency's goals are to have minimal SSOs to protect public health and the environment and to comply with regulatory agencies. However, should an overflow occur, the Agency follows the guidelines established under its OERP. The OERP is a comprehensive plan designed to provide the Agency with emergency response procedures and to ensure any reported spill is responded to immediately and address impact mitigation.

The Agency also has a MA Agreement (posted on the Agency's website www.ieua.org) with its member agencies to elicit or render aid should that agency need assistance.

6.22 Outline of Sewer Overflow Emergency Response Plan

The OERP includes the following sections:

- SSO Detection and Notification
- SSO Response Procedures
- Recovery and Cleanup
- Water Quality Monitoring and Sampling
- Reporting, Monitoring, and Recordkeeping
- Post SSO Event Debriefing
- Failure Analysis Investigation
- SSO Response Training

Note: The Agency is in the process of developing a Water Quality Monitoring Program to enhance the OERP section on Water Quality.

6.23 Plan Update

Like the SSMP, the OERP is dynamic in nature and thus will be revised and updated periodically so that it contains the latest emergency response procedures, contact information, and associated equipment. Any SSO plan deficiencies and updates will be addressed and tracked for completion. These changes will be captured in the Change Log (Appendix C) and the Deficiency Action Log (Appendix D).

6.3 Agency Compliance Documents

- Overflow Emergency Response Plan (Appendix E)
- Mutual Aid Agreement (www.ieua.org)

* * *

7.0 Element 7: Fats, Oil, and Grease (FOG) Control Program

7.1 WDR Requirements Summary

- a) An implementation plan and schedule for a public education outreach program that promotes proper disposal of FOG;
- b) A plan and schedule for the disposal of FOG generated within the sanitary sewer system service area. This may include a list of acceptable disposal facilities and/or additional facilities needed to adequately dispose of FOG generated within a sanitary sewer system service area;
- c) The legal authority to prohibit discharges to the system and identify measures to prevent SSOs and blockages caused by FOG;
- d) Requirements to install grease removal devices (such as traps or interceptors), design standards for the removal devices, maintenance requirements, best management practices requirements, record keeping, and reporting requirements;
- e) Authority to inspect grease producing facilities, enforcement authorities, and whether the Enrollee has sufficient staff to inspect and enforce the FOG ordinance;
- f) An identification of sanitary sewer system sections subject to FOG blockages and establishment of a cleaning maintenance schedule for each section; and
- g) Development and implementation of source control measures for all sources of FOG discharged to the sanitary sewer system for each section identified in (f) above.

7.2 Agency FOG Control Program Plan

The Agency owns and operates both the RSS and BSS. These collection and conveyance systems are large diameter pipelines that form the drainage system for the member agencies' sewer systems. As each member agency has developed a FOG program that is tailored specifically to address their cities' needs, including permitting and inspection of commercial and industrial dischargers as well as enforcement and public education and outreach programs, the Agency has determined that a formalized FOG Control Program is not needed. Additionally, historical data, with only one FOG related SSO that was over 10 years ago (12/7/2007), supports the same conclusion. However, the Agency has an Ordinance in place prohibiting excessive FOG discharges and has a cleaning and maintenance schedule for areas prone to FOG build-ups such as siphons and pipeline sections with minimal slope.

The Agency is also actively participating with member agencies to promote FOG control programs. One outreach is public education, which is accomplished through distribution of FOG literature including information on proper disposal of FOG. The literature addresses both commercial sources such as restaurants and residential sources as well.

7.3 Agency Ordinance Documents

- Ordinance No. 97 governs the Regional Wastewater System; approved on October 15, 2014.
- Ordinance No. 99 governs the North NRWS; adopted on June 18, 2014.
- Ordinance No. 106 governs the South NRWS; adopted on February 19, 2014.
- Copies available on the Agency's website: www.ieua.org

* * *

8.0 Element 8: System Evaluation and Capacity Assurance Plan (SECAP)

8.1 WDR Requirements Summary

- a) **Evaluation:** Actions needed to evaluate those portions of the sanitary sewer system that are experiencing or contributing to an SSO discharge caused by hydraulic deficiency. The evaluation must provide estimates of peak flows (including flows from SSOs that escape from the system) associated with conditions similar to those causing overflow events, estimates of the capacity of key system components, hydraulic deficiencies (including components of the system with limiting capacity), and the major sources that contribute to the peak flows associated with overflow events;
- b) **Design Criteria:** Where design criteria do not exist or are deficient, undertake the evaluation identified in (a) above to establish appropriate design criteria; and
- c) **Capacity Enhancement Measures:** The steps needed to establish a short and long-term CIP to address identified hydraulic deficiencies, including prioritization, alternatives analysis, and schedules. The CIP may include increases in pipe size, I/I reduction programs, increases and redundancy in pumping capacity, and storage facilities. The CIP shall include an implementation schedule and shall identify sources of funding.
- d) **Schedule:** The Enrollee shall develop a schedule of completion dates for all portions of the CIP developed in (a)-(c) above. This schedule shall be reviewed and updated consistent with the SSMP review and update requirements as described in Section D. 14.

8.2 Agency SECAP Plan

8.21 Evaluation

RSS

The 2015 Wastewater Facilities Master Plan (WFMP) updated the hydraulic model of the collection system and evaluated the existing conveyance system to determine the ability to convey current and future flows. The hydraulic model indicated the Montclair Pipeline may be at capacity. As a result, a supplemental investigation was conducted. New flow monitoring data was collected then entered into the model and the updated model indicated the existing capacity is sufficient. Another result of the WFMP was that four flow diversion alternatives were developed to optimize recharge groundwater opportunities in the north and it was determined that Whispering Lakes and Haven Pump Station could be

used to divert flows from RP-5 to RP-1. These two alternatives are under investigation but will require collaboration with the pump station owners.

Influent wastewater flows were projected to increase at each of the four Regional Water Recycling facilities, primarily because of population growth. However, CIP projects were developed based on each expansion needs until 2035. Refer to the Capacity Enhancement Measure section below.

BSS

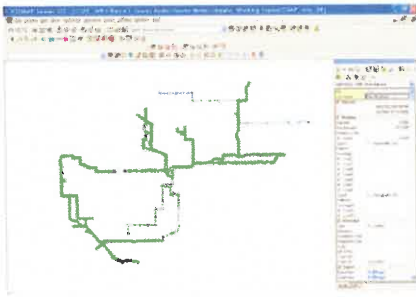
The Agency's BSS conveys high strength wastewater to LACSD and OCSD for treatment. In 2004, the Agency hired PBS&J to conduct a condition assessment of the BSS. Because of that assessment, the Agency has a BSS improvement program to repair BSS manholes on an annual basis as part of the annual CIP.

For the BSS, a further increase in use is tightly controlled. Any industry desiring to discharge into this system must first purchase capacity in the system and enter into a Capacity Right Agreement with the Agency. Once approved, and after the issuance of an industrial wastewater discharge permit, flow monitoring is conducted and reported by the industry in monthly flow monitoring reports. The Collections group conducts CCTV inspections of the system which are summarized in GIS. Engineering and Collections collaborate on a monthly basis to discuss results of the latest inspections and plan and improvement work for the future as part of the Agency's annual BSS improvement project.

Regarding capacity, the BSS regained 0.4 MGD capacity in 2018 when the Preserve Lift Station came online. The station is owned by the City of Chino and serves the Preserve residential development in Chino. Previously, residential sewerage flows were directed to the BSS under a lease agreement. When the Preserve Lift Station came online, the 0.4 MGD flow was diverted from BSS to the RSS thereby restoring the capacity of the BSS. Also, the Agency is currently in discussions with the Chino State Penitentiary facility to direct their flows from the BSS to the RSS via the same Preserve Lift Station. When this occurs, there will be an estimated additional 0.4 MGD of capacity regained in the BSS.

Additional Measures

The Pretreatment Agreement between the Agency and its member agencies requires them to conduct flow monitoring and sampling at strategic locations. These sites were selected to cover approximately 90-95% of the member agencies flow into the Agency's sewerage system. The results of this flow monitoring indicate that the Agency's Regional Trunk lines have enough transport capacity.



The Agency has MWH's H2OMap Sewer[®] software application which allows the sewer system capacity evaluation at any point. The software allows the use of “what-if” scenarios and identifies pipeline segments that could be deficient.

8.22 Design Criteria

The Agency's sewer infrastructure design is managed by the Engineering department. Engineering follows the best practices in the industry as well as uses the “*GREENBOOK*”, American Water Works Association standards, and the Agency's Engineering Design Guidelines. The Agency uses reputable consulting engineering firms that provide design services for CIP projects and ensures all designs follow the applicable design criteria.

8.23 Capacity Enhancement Measures & Schedule

BSS

There is a project in the preliminary design phase to replace the existing BSS force mains from the Philadelphia Lift Station to the point of connection to the gravity system that flows to LACSD for treatment. The design of this force main includes a 20% capacity increase for future growth

RSS

Table 14 below came from the 2015 WFMP and lists the major capital projects to ensure the Agency continues to meet capacity for the next 20 years (2035).

Project	Purpose
Montclair Pipeline Upgrades Project	Upsize four pipeline segments from 21-inch and 30-inch diameter to 36-inch diameter to mitigate deficiencies in the conveyance system, reliably accommodate future growth, and convey peak buildout flows
Whispering Lakes Pump Station Expansion Project	Increased pumping capacity to meet projected future flows Ability to send more flows to RP-1 for treatment
RP-1 Solids Treatment Expansion Project	Increased solids treatment capacity to meet existing and projected future flows
RP-1 Liquid Treatment Expansion and Primary Effluent Equalization Elimination Project	Increased liquid treatment capacity to meet projected future flows Eliminating primary flow equalization and converting ponds for other uses
RP-4 Liquid Treatment Expansion Project	Increased liquid treatment capacity to meet projected future flows
RP-5 Solids Handling Facilities Project (RP-2 Relocation)	Relocation of RP-2 solids handling operations to RP-5 Increased solids treatment capacity to meet existing and projected future flows Relocation of RP-2 Lift Station to above the flood elevation Demolition of RP-2 facilities
RP-5 Liquid Treatment Expansion Project	Increased liquid treatment capacity to meet projected future flows

Table 14: Major Capital Projects to Meet Projected Capacity Until 2035

Other CIP projects to enhance system conveyance capacity/maintainability completed in the last five years or planned for the future are listed in Table 15 below.

Repairs

Table 15 below lists the system projects and costs.

Sewer System Management Plan
Element 8 - System Evaluation and Capacity Assurance Plan

Rev. April 17, 2019

Page 55

Project	Title	Construction Start Date	Project End Date	Cost to Date	Original Budget	No. of Manholes	Description
EN15045.00	Collection System Manhole Upgrades FY15-16	Sep 2016	June 2016	\$598,497	\$620,000	44	Located in cities on Ontario, Chino, Chino Hills, Fontana. Replace with cast Iron/ GMI
EN15046.00	Collection System Manhole Upgrades FY15-16	Sep 2015	Jun 2016	\$363,762	\$436,086	22	Includes rehab of the interior of 1 MH in City of Ontario
EN17014.00	NRW Manhole Upgrades FY16-17	Nov. 2016	Aug 2017	\$198,130	\$350,000	11	Various
EN17015.00	Collection System FY 16-17	Apr. 2017	Jan 2018	\$323,192	\$500,000	38	Various
EN18014.01	NRWS Manholes Upgrades 17-18 Phase II	Sep 2018	Feb 2019	\$353,162.49	\$17,939.98	9	Remove, dispose and replace 9 manhole covers within the SBC Flood Control
EN18015.00	Collection System Upgrades FY 18/19	Sep 2018	Jan 2019	\$121,430	\$500,000	79	Located in Chino and Ontario
EN18057.00	NRW Manhole Cover Removal	Nov 2018	In Progress	\$8,353	\$170,000	42	Remove interior manhole covers
EN19014.00	NRWS Manholes Upgrades	Aug 2019	In Progress	\$582	\$200,000	39	Design-bid
EN19015.00	Collection System Upgrades	Feb. 2019	In Progress	\$58,409	\$500,000	79	Manholes pre-purchased. Located in Chino and Ontario
EN19021	San Bernardino Lift Station	TBD	Future	TBD	\$600,000	TBD	Various
EN19024	Collection System Asset Management	TBD	Future	TBD	\$1,250,000	TBD	Various

Sewer System Management Plan
Element 8 - System Evaluation and Capacity Assurance Plan

Rev. April 17, 2019

Page 56

EN19027	NRW Pipeline Relining	TBD	Future	TBD	\$2,300,000	TBD	Various
EN20014	NRWS Manhole Upgrades	TBD	Future	TBD	\$200,000	TBD	Various
EN22002	NRW East End Flowmeter	TBD	Future	TBD	\$1,986,985	TBD	Various
EN22014	NRWs Manhole Upgrades	TBD	Future	TBD	\$200,000	TBD	Various
EN23002	Philadelphia Lift Station Force Main	TBD	Future	TBD	\$6,000,000	TBD	Various
EN23014	NRWS Manhole Upgrades	TBD	Future	TBD	\$200,000	TBD	Various
EN24014	NRWS Manhole Upgrades	TBD	Future	TBD	\$200,000	TBD	Various
EN25014	NRWS Manhole Upgrades	TBD	Future	TBD	\$200,000	TBD	Various
EN26020	Lift Station AMP Projects	TBD	Future	TBD	\$500,000	TBD	Various
EN16011	Whispering Lakes Pump Station	TBD	Future	TBD	\$500,000	TBD	Various
EN17050	Septic Conversion PDR	TBD	Future	TBD	\$1,000,000	TBD	Various
EN19005	Haven LS Improvements	TBD	Future	TBD	\$3,000,000	TBD	Various
EN19025	Montclair and San Bernardino	TBD	Future	TBD	\$1,250,000	TBD	Various
EN20015	Collection System Upgrades	TBD	Future	TBD	\$500,000	TBD	Various
EN21015	Collection System Upgrades	TBD	Future	TBD	\$500,000	TBD	Various
EN22015	Collection System Upgrades	TBD	Future	TBD	\$500,000	TBD	Various
EN23015	Collection System Upgrades	TBD	Future	TBD	\$500,000	TBD	Various
EN24015	Collection System Upgrades	TBD	Future	TBD	\$500,000	TBD	Various
EN25015	Collection System Upgrades	TBD	Future	TBD	\$500,000	TBD	Various

Table 15: System Repairs

8.3 Agency System Evaluation and Capacity Assurance Plan Documents

- 2006 PBS&J Report
- 2015 Wastewater Facilities Master Plan (WFMP)
- Agency's Engineering Design Guidelines
- *Standard Specifications for Public Works Construction "GREENBOOK"*

* * *



9.0 Element 9: Monitoring, Measurement, and Program Modifications (MMPM)

9.1 WDR Requirements Summary

- a) Maintain relevant information that can be used to establish and prioritize appropriate SSMP activities;
- b) Monitor the implementation and, where appropriate, measure the effectiveness of each element of the SSMP;
- c) Assess the success of the PM program;
- d) Update program elements, as appropriate, based on monitoring or performance evaluations; and
- e) Identify and illustrate SSO trends, including frequency, location, and volume.

9.2 Agency MMPM Plan

The Agency will maintain relevant information to meet the MMPM requirements above.

Examples of information to be tracked and maintained include the following:

- Historical SSOs (depicting date, location, number, volume/recovered volume, category, etc.)
- Graphical location of SSOs
- SSO trends, frequency, volume, and cause
- PM completion rate
- Inspection and cleaning production
- Training/Certifications
- Repairs (CM and EM)
- CIP expenditures

Refer to Table 3 in Element 1- Goals for the KPIs to be monitored and measured. These will be continually tracked and briefed to management annually and presented to the Board of Directors after each audit.

Program elements will be modified, as appropriate, based on monitored and measured performance evaluations.

9.3 Agency MMPM Documents

- CIWQS SSO tracking database: <http://www.waterboards.ca.gov/ciwqs/>

10.0 Element 10: SSMP Program Audits

10.1 WDR Requirements Summary

As part of the SSMP, the Enrollee shall conduct periodic internal audits, appropriate to the size of the system and the number of SSOs. At a minimum, these audits must occur every two years and a report must be prepared and kept on file. This audit shall focus on evaluating the effectiveness of the SSMP and the Enrollee's compliance with the SSMP requirements identified in this subsection (D.13), including identification of any deficiencies in the SSMP and steps to correct them.

10.2 Agency SSMP Program Audit Plan

The Agency will conduct periodic audits of the SSMP. These will be conducted at a minimum of every two years, and more frequently depending on the system size and number of SSOs. Each audit will evaluate the SSMP's effectiveness, Agency compliance, deficiencies, and corrective actions. Audits will also be kept on file for at least five years.

The original Board adoption date was April 15, 2009; but the initial plan was set in place on May 2, 2009, which is used as the anniversary date for the biannual audits. However, the SSMP recertification date has been kept as mid-April to match the Board convening dates. Refer to SSMP Appendix B – Audit History for the history of the Agency's IEUA SSMP audits. SSMP Appendix C – Change Log contains the history of changes made to the SSMP, which will represent the effective implementation of the "living" SSMP. SSMP Appendix D – Deficiency Action Log tracks the identified deficiencies, corrective actions, the person responsible, and schedule for completing actions.

10.3 Agency Audit Documents

- Appendix B – Audit History
- Appendix C – Change Log
- Appendix D – Deficiency Action Log
- www.ieua.org

* * *

11.0 Element 11: Agency Communication Program

11.1 WDR Requirements Summary

The Enrollee shall communicate on a regular basis with the public on the development, implementation, and performance of its SSMP. The communication system shall provide the public with the opportunity to provide input to the Enrollee as the program is developed and implemented.

The Enrollee shall also create a plan of communication with systems that are tributary and/or satellite to the Enrollee's sanitary sewer system.

11.2 Agency Communication Program Plan

The Agency communicates on a regular basis with its RCAs/MA Partners, the public, and to its Board of Directors.

11.21 RCA/Mutual Aid Partners



The Agency coordinates semi-annual Collection's staff meetings, inviting all nine MA partners (Chino, Chino Hills, Fontana, the Agency, Jurupa, Montclair, Ontario, Rancho Cucamonga, and Upland). Each agency takes turns hosting these meetings - presenting spill lessons learned, current issues, new technology, etc. These events have been invaluable for networking and training. Additionally, semi-annual meetings, between the staff MA meetings, are held between Supervisors and Managers to share problems and solutions as they relate to better sewer collections O&M, as well as foster personal relationships. Each of these venues have led to improved interagency SSO support.

RCA committee meetings are also periodically held to update members on recent spills, SSMP changes, and other relevant sewer collections information.

11.22 Public

The Agency is involved in multiple community events such as the Agency’s Earth Day, Touch-a-Truck, etc. These events help provide the public with information on how their



sewer conveyance systems work, how they are operated and maintained, what is safe and unsafe to put in sewer pipes and manholes, the FOG program, emergency response procedures, and contact data for information and feedback.

The public can also access the Agency’s SSO information from the SWRCB website (refer to Figure 10 below) using the following link and entering the Agency’s WDID number: 8SSO10580.

https://ciwqs.waterboards.ca.gov/ciwqs/readOnly/PublicReportSSOServlet?reportAction=criteria&reportId=sso_main

GOVERNOR
Gavin Newsom

SSO REPORT FORM

Welcome to the Interactive SSO Report!

SSOs and private lateral sewage discharges contained in the State Water Resources Control Board's SSO database can be searched by using any of the criteria below. The search criteria relate to the reporting Enrollee, location, and time of sewage discharge events for which the user wishes to search. Please see the [Glossary of Terms](#) for explanations of the search criteria.

Search Tip: Exact agency or sanitary sewer name may not match spelling in CIWQS. If you have trouble finding the record you want, try a broader search by city, county, or region.

Enter SSO Event ID:

Enter a sanitary sewer system agency name:

Enter a sanitary sewer system name:

Enter WDID:

Figure 10: SWRCB Website for Agency SSO Information

11.23 Agency Managers/Board of Directors

SSMP periodic updates are presented to the Managers, Executives, and Board of Directors. At a minimum, Managers and Executives will be briefed annually, following the internal yearly review. The Board will be briefed after each audit and SSMP revision. All groups will also be updated upon any SSMP significant change. The SSMP will also be re-adopted by the Board every five years or upon any significant change to the SSMP.

11.24 Other Outreach Channels

The screenshot shows the Inland Empire Utilities Agency website. The header includes the agency logo, the tagline "WATER SMART - THINKING IN TERMS OF TOMORROW", a "CONTACT US" button, and social media icons for Facebook, Twitter, LinkedIn, YouTube, and Instagram. A search bar is located in the top right. The navigation menu includes: Home, About Us (selected), Governance, Facilities, Water Sources, Fees & Rates, Use Water Wisely, News, and Education. Below the navigation, the breadcrumb trail reads "About Us > Sewer System Operations".

The main content area is titled "SEWER SYSTEM OPERATIONS" and features a photograph of a blue sewer collection truck. To the left of the main text is a sidebar with a list of water services: Groundwater, Imported Water, Pretreatment & Source Control, Recycled Water, and Stormwater. Below this list is a "IEUA Newsletter" sign-up section with the text "Get the latest news and updates right in your Email Inbox." and a "SUBSCRIBE NOW!" button. At the bottom of the sidebar is a Facebook widget for the Inland Empire Utilities Agency, showing "Like Page" and "538 likes".

The main text on the "SEWER SYSTEM OPERATIONS" page reads: "On May 2, 2006, the State Water Resources Control Board (SWRCB) adopted Order No. 2006-0003, Statewide General Waste Discharge Requirements for Sanitary Sewer Systems (WDR). All federal and state agencies, municipalities, counties, districts, and other public entities that own or operate sanitary sewer systems greater than one mile in length that collect and/or convey untreated or partially treated wastewater to a publically owned treatment facility in the State of California are required to comply with the terms of this Order. The principal requirement of the WDR is for each system owner to develop and implement a system-specific Sewer System Management Plan (SSMP). The IEUA SSMP has been prepared to meet the requirements of Order No. 2006-003."

Below the text are three links:

- To view the Contact List in Case of EMERGENCY SSO (February 1, 2018) [click here](#)
- To view the IEUA Sewer System Management Plan (April 27, 2015) [click here](#)
- To view the 2017 IEUA SSMP Biennial Audit Report (May 2, 2017) [click here](#)

At the bottom right of the page, it says "IEUA Sewer Collections Crew".

Figure 11: Agency SSMP on the Web

The Agency's website is currently undergoing a redesign (due to launch Fall 2019), which will feature the sewer system functions as a call-out button/element/tab on the Agency's home page; however, sewer system topics are currently communicated on the sewer system landing page – About Us/Sewer System Operations, which features the SSMP/SSMP Audit Report, Collection Systems video, Emergency SSO information and will continue to be fluid to incorporate any communication/outreach needed for future initiatives, resources, etc.

As well as utilizing the Agency website, the Agency uses social media such as Facebook, Twitter, YouTube, and Instagram to inform the public on the sewer system operations and outreach initiatives.

The Agency additionally publishes a quarterly newsletter with an opportunity to update subscribers on sewer system programs and functions: E-Basin Update. The newsletter can be viewed on the Agency's website as well.

An annual sewer report will be developed that can be viewed on the Agency’s website and will be distributed to RCAs and stakeholders. In addition, it will be posted on the Agency’s social media channels.

11.25 SSMP Updates

The SSMP is a dynamic document that will be periodically revised and re-published on the Agency’s website. This will take place upon any significant plan changes or every five years, at a minimum, from the original SSMP adoption date (May 2, 2009). Appendix C – Change Log, will list all modifications to the document including revision, implemented by, implementation date, approved by, approval date, and the reason for the change.

11.3 Agency Communication Documents

- Social media: Facebook, Twitter, YouTube, & Instagram.
- Newsletter: E-Basin Update
- www.ieua.org

* * *

Attachment 5

Attachment 6

Appendix B

SSMP Audit Records

Date	Note
May 2, 2009	Initial Plan
May 2, 2011	Biennial Audit
May 2, 2013	Biennial Audit
May 2, 2015	Biennial Audit
May 2, 2017	Biennial Audit
May 2, 2019	Biennial Audit

Attachment 7

Attachment 8

Appendix D

Deficiency Action Log

Deficiency	Deficiency No.	Responsible	Corrective Action	Expected Completion Date
Mutual Aid Agreement is outdated	19-01	Manager of Contracts, Procurement & Risk Services	Update MA Agreement	April 17, 2020
Agency does not have a Water Quality Management Plan (WQMP)	19-02	Deputy Manager of Maintenance (Collections)	Create a WQMP	October 15, 2019
Agency lacks full sewer system conditions assessment and sewer master plan	19-03	Manager of Engineering	Conduct a conditions assessment on BSS, RSS, force mains, and lift stations; and, create a sewer system master plan. This will also include a long-term CIP as a deliverable.	April 17, 2021
Emergency sewer related information is hard to find on IEUA's website	19-04	Manager of External Affairs	Redesign Agency website	April 15, 2020
Storm drain mapping need to be available for field use.	19-05	Manager of Business Information Systems	IEUA is in process of including all city storm drains within GIS.	October 15, 2019
SSMP Section 3.3 references f & g are not on the IEUA website	19-06	Deputy Manager of Planning & Environmental Resources	Add the Regional Rate Resolutions and NRWS system Rate Resolutions to IEUA's website	October 15, 2019
SSMP Section 5.3 & 8.3 – Ensure all references are accessible via IEUA website.	19-07	Deputy Manager of Engineering	Add/verify IEUA's standard for manholes, connections, bedding & backfill and Engineering Design Guidelines are accessible via IEUA's website. Verify 2015 WFMP is accessible via IEUA's website.	October 15, 2019

Attachment 9

Appendix E

IEUA Overflow Emergency Response Plan (OERP)

See attached document



Inland Empire Utilities Agency

A MUNICIPAL WATER DISTRICT

Overflow Emergency Response Plan



Approved by: Kenneth Monfore #1383
Position: Deputy Manager of Collections
Approved Date: 7/3/2018
Revision Date: 3/6/2019

Prepared by David Patzer, DKF Solutions Group
(707) 373-9709 dpatzer@dkfsolutions.com

Copyright © 2004-2018 DKF Solutions Group, LLC. All rights reserved.

Table of Contents

Sanitary Sewer Overflow Emergency Response Plan (OERP)

1.	Purpose	Page 3
2.	Policy	3
3.	Definitions as used in this OERP	3
4.	Regulatory Requirements for OERP Element of SSMP	5
5.	Goals	5
6.	Sanitary Sewer Overflow (SSO) Detection and Notification	6
7.	SSO Response Procedures	9
8.	Recovery and Cleanup	12
9.	Water Quality	13
10.	Sewer Backup Into/Onto Private Property Claims Handling Policy	15
11.	Notification, Reporting, Monitoring and Recordkeeping Requirements	15
12.	Post SSO Event Debriefing	17
13.	Failure Analysis Investigation	17
14.	SSO Response Training	18
15.	Authority	20
16.	References	20

Appendix A: Regulatory Notifications Packet

Instructions	Packet Envelope
Regulatory Reporting Guide	A-1
Category 1 SSO Reporting Checklist	-2a
Category 2 and 3 SSO Reporting Checklist	-2b

Appendix B: Sanitary Sewer Overflow/Backup Response Packet

Response Instructions	Packet Envelope
Sanitary Sewer Overflow/Backup Response Flowchart	-1
Start Time Determination Form	-2
Volume Estimation Methods	
Eyeball Estimation	-3a
Duration and Flow Rate Photo Comparison	-3b
Upstream Lateral Connections	-3c
Sewer Overflow Report	-4
Lateral CCTV Report	-5
Bubbled Toilets Letter	-6
Declination of Cleaning Services (3-copy NCR)	-7
First Responder Form	-8
Lodging Authorization Form (3-copy NCR)	-9
Rejection of Relocation Recommendation (3-copy NCR)	-10
Claims Submittal Checklist	-11
Collection System Failure Analysis Form	-12
Customer Service Packet	
Instructions	envelope
Customer Information	CS-1
Claim Form	CS-2
Sewer Spill Reference Guide	pamphlet
Regulatory Notifications Packet	See contents list above

Table of Contents

Appendix C: Service Vehicle Documents

- Warning Sign
- Door Hanger
- Sewer Spill Reference Guide

Appendix D: Field Sampling Kit

- Procedures for Sampling Receiving Waters and Posting Warnings after a Sewage SpillD-1
- Sample Collection Chain of Custody Record-2

Appendix E: Contractor Orientation

Appendix F: Customer Complaint Record

Sanitary Sewer Overflow Emergency Response Plan

1. Purpose

The purpose of the Inland Empire Utilities Agency's (IEUA) Overflow Emergency Response Plan (OERP) is to support an orderly and effective response to Sanitary Sewer Overflows (SSOs). The OERP provides guidelines for IEUA personnel to follow in responding to, cleaning up, and reporting SSOs that may occur within IEUA's service area. Provision D.13vi of State Water Resources Control Board Order No. 2006-0003-DWQ requires wastewater collection agencies to have an Overflow Emergency Response Plan (OERP). This OERP satisfies the requirement.

2. Policy

IEUA employees are required to report all wastewater overflows found and to take the appropriate action to secure the wastewater overflow area, properly report to the appropriate regulatory agencies, relieve the cause of the overflow, and ensure that the affected area is cleaned as soon as possible to minimize health hazards to the public and protect the environment. IEUA's goal is to respond to sewer system overflows as soon as possible following notification. IEUA will follow reporting procedures in regards to sewer spills as set forth by the Santa Ana Regional Water Quality Control Board (SARWQCB) and the California State Water Resources Control Board (SWRCB).

3. Definitions As Used In This OERP

CALIFORNIA INTEGRATED WATER QUALITY SYSTEM (CIWQS): Refers to the State Water Resources Control Board online electronic reporting system that is used to report SSOs, certify completion of the SSMP, and provide information on the sanitary sewer system.

FOG – Fats, Oils, and Grease: FOG refers to fats, oils, and grease typically associated with food preparation and cooking activities that can cause blockages in the sanitary sewer system.

LEGALLY RESPONSIBLE OFFICIAL (LRO): Refers to an individual who has the authority to certify reports and other actions that are submitted through CIWQS.

MAINLINE SEWER: Refers to wastewater collection system piping that is not a private lateral connection to a user.

MAINTENANCE HOLE OR MANHOLE: Refers to an engineered structure that is intended to provide access to a sanitary sewer for maintenance and inspection.

NOTIFICATION OF AN SSO: Refers to the time at which IEUA becomes aware of an SSO event through observation or notification by the public or other source.

NUISANCE: California Water Code section 13050, subdivision (m), defines nuisance as anything that meets all of the following requirements:

- a. Is injurious to health, or is indecent or offensive to the senses, or an obstruction to the free use of property, so as to interfere with the comfortable enjoyment of life or property.
- b. Affects at the same time an entire community or neighborhood, or any considerable number of persons, although the extent of the annoyance or damage inflicted upon individuals may be unequal.
- c. Occurs during, or as a result of, the treatment or disposal of wastes.

PREVENTATIVE MAINTENANCE: Refers to maintenance activities intended to prevent failures of the wastewater collection system facilities (e.g. cleaning, CCTV, inspection).

PRIVATE LATERAL SEWAGE DISCHARGES – Sewage discharges that are caused by blockages or other problems within a privately owned lateral.

SANITARY SEWER OVERFLOW (SSO) - Any overflow, spill, release, discharge or diversion of untreated or partially treated wastewater from a sanitary sewer system. SSOs include:

- (i) Overflows or releases of untreated or partially treated wastewater that reach waters of the United States;
- (ii) Overflows or releases of untreated or partially treated wastewater that do not reach waters of the United States; and
- (iii) Wastewater backups into buildings and on private property that are caused by blockages or flow conditions within the publicly owned portion of a sanitary sewer system.

SSOs that include multiple appearance points resulting from a single cause will be considered one SSO for documentation and reporting purposes in CIWQS.

***NOTE:** Wastewater backups into buildings caused by a blockage or other malfunction of a building lateral that is privately owned are not SSOs.*

SSO Categories:

Category 1: Discharge of untreated or partially treated wastewater of any volume resulting from a sanitary sewer system failure or flow condition that either:

- Reaches surface water and/or drainage channel tributary to a surface water; or
- Reached a Municipal Separate Storm Sewer System (MS4) and was not fully captured and returned to the sanitary sewer system or otherwise captured and disposed of properly.

Category 2: Discharge of untreated or partially treated wastewater greater than or equal to 1,000 gallons resulting from a sanitary sewer system failure or flow condition that either:

- Does not reach surface water, a drainage channel, or an MS4, or
- The entire SSO discharged to the storm drain system was fully recovered and disposed of properly.

Category 3: All other discharges of untreated or partially treated wastewater resulting from a sanitary sewer system failure or flow condition.

SANITARY SEWER SYSTEM: Any publicly-owned system of pipes, pump stations, sewer lines, or other conveyances, upstream of a wastewater treatment plant headworks used to collect and convey wastewater to the publicly owned treatment facility. Temporary storage and conveyance facilities (such as vaults, temporary piping, construction trenches, wet wells, impoundments, tanks, etc.) are considered to be part of the sanitary sewer system, and discharges into these temporary storage facilities are not considered to be SSOs.

SENSITIVE AREA: Refers to areas where an SSO could result in a fish kill or pose an imminent or substantial danger to human health (e.g. parks, aquatic habitats, etc.)

SEWER SERVICE LATERAL: Refers to the piping that conveys sewage from the building to IEUA's wastewater collection system.

UNTREATED OR PARTIALLY TREATED WASTEWATER: Any volume of waste discharged from the sanitary sewer system upstream of a wastewater treatment plant headworks.

WATERS OF THE STATE: Waters of the State (or waters of the United States) means any surface water, including saline waters, within the boundaries of California. In case of a sewage spill, storm drains are considered to be waters of the State unless the sewage is completely contained and returned to the wastewater collection system and that portion of the storm drain is cleaned.

4. State Regulatory Requirements for Element 6, Overflow Emergency Response Plan

State Water Resources Control Board Order No. 2006-0003-DWQ outlines requirements for an Overflow Emergency Response Plan that is a mandatory element of the Sewer System Management Plan. The collection system agency shall develop and implement an overflow emergency response plan that identifies measures to protect public health and the environment. At a minimum, this plan must include the following:

- (a) Proper notification procedures so that the primary responders and regulatory agencies are informed of all SSOs in a timely manner;
- (b) A program to ensure appropriate response to all overflows;
- (c) Procedures to ensure prompt notification to appropriate regulatory agencies and other potentially affected entities (e.g. health agencies, regional water boards, water suppliers, etc.) of all SSOs that potentially affect public health or reach the waters of the State in accordance with the Monitoring and Reporting Program (MRP). All SSOs shall be reported in accordance with this MRP, the California Water Code, other State Law, and other applicable Regional Water Board Waste Discharge Requirements or National Pollutant Discharge Elimination System (NPDES) permit requirements. The Sewer System Management Plan should identify the officials who will receive immediate notification;
- (d) Procedures to ensure that appropriate staff and contractor personnel are aware of and follow the Emergency Response Plan and are appropriately trained;
- (e) Procedures to address emergency operations, such as traffic and crowd control and other necessary response activities; and
- (f) A program to ensure that all reasonable steps are taken to contain untreated wastewater and prevent discharge of untreated wastewater to Waters of the United States and minimize or correct any adverse impact on the environment resulting from the SSOs, including such accelerated or additional monitoring as may be necessary to determine the nature and impact of the discharge.

The Sewer System Management Plan and critical supporting documents are available to the public at www.ieua.org.

5. Goals

IEUA's goals with respect to responding to SSOs are as follows:

- Work safely;
- Respond quickly to minimize the volume of the SSO;
- Eliminate the cause of the SSO;
- Prevent sanitary sewer overflows or leaks from entering the storm drain system or receiving waters to the maximum extent practicable;
- Contain the spilled wastewater to the extent feasible;
- Minimize public contact with the spilled wastewater;
- Mitigate the impact of the SSO;

- Meet the regulatory reporting requirements;
- Evaluate the causes of failure related to certain SSOs; and
- Revise response procedures resulting from the debrief and failure analysis of SSOs as appropriate.

6. SSO Detection and Notification

ref. SWRCB Order No. 2006-0003-DWQ D.13vi(a)

The processes that are employed to notify IEUA of the occurrence of an SSO include: observation by the public, receipt of an alarm, or observation by IEUA staff or other public employees during the normal course of their work.

IEUA operates five wastewater lift stations. In the event of any pump failure, the high-level sensor activates the SCADA alarm system and IEUA is contacted. To prevent overflow, wastewater from the wet well can either be pumped into a vacuum truck for disposal to a nearby sanitary sewer manhole, or bypassed around the station into the sanitary sewer system.

6.1 PUBLIC OBSERVATION

Public observation is the most common way that IEUA is notified of blockages and overflows. Contact numbers and information for reporting sewage overflows and backups are in the phone book and on IEUA's website: <http://www.ieua.org>. IEUA's telephone number for reporting sewer problems is (909) 993-1600. After hours callers are given instructions for contacting the On-Call Employee.

Normal Work Hours

When a report of a sewage overflow or backup is made during normal work hours, the front reception desk staff answers the call and forwards it to the Manager of Operations and Maintenance or their designee who determines if the problem is within the agency's service area. If it is not, they will refer the caller to the appropriate agency and notify that agency and offer mutual aid support. If it is, they will determine if the problem is with the agency's sewer system. If it is, or if it is questionable, they will dispatch a Collections Crew.

After Hours

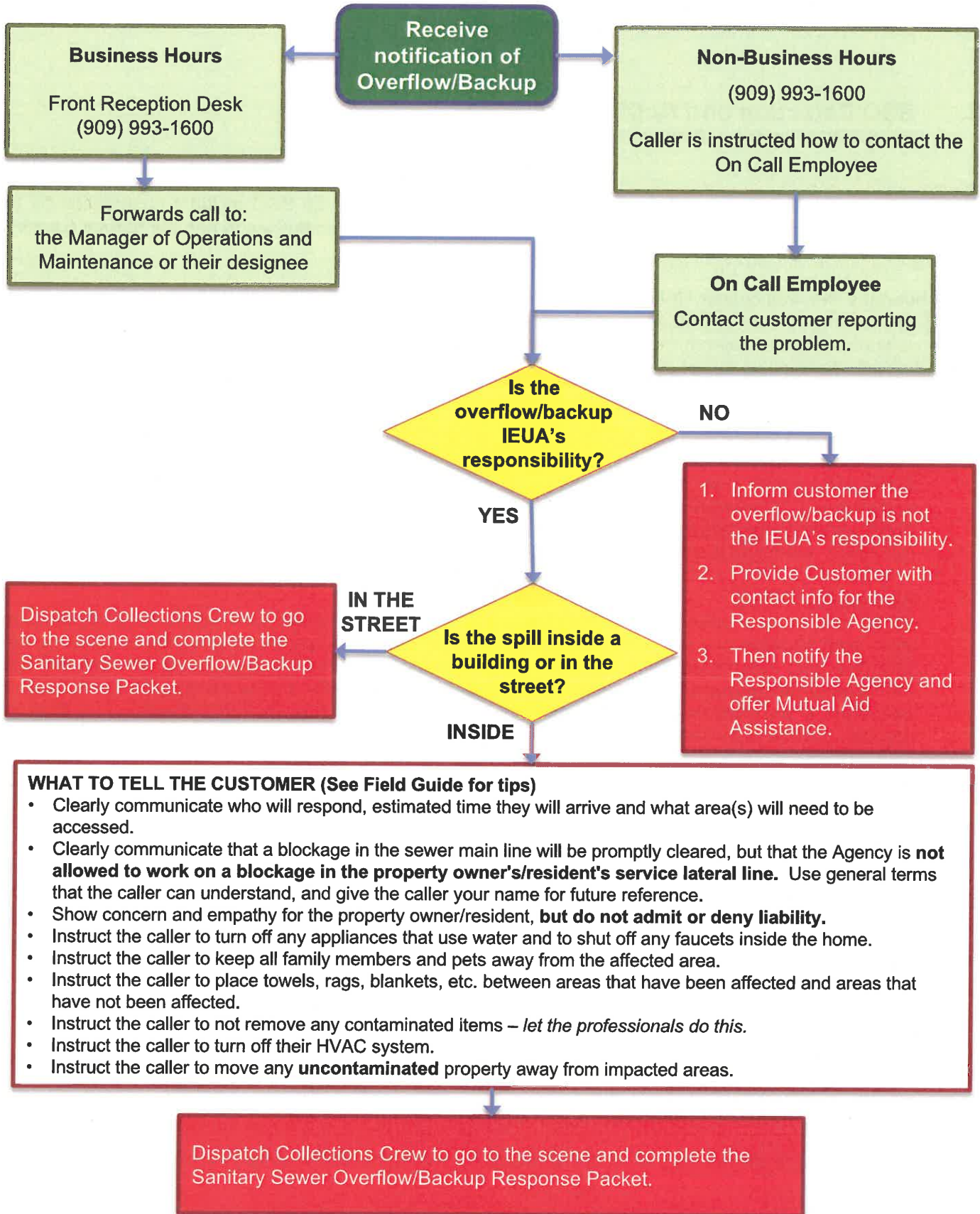
After hours calls are forwarded to the Manager of Operations and Maintenance who will dispatch the On-Call Operator or other appropriate personnel.

When the Agency is notified of a potential sewer problem, the Incident Report Form is completed. The individual receiving the call will collect the following information:

- Time and date of call
- Specific location of potential problem
- Nature of call
- In case of SSO, estimated start time of overflow
- Caller's name and telephone number
- Caller's observation (e.g., odor, duration, location on property, known impacts, indication if surface water impacted, appearance at cleanout or manhole)
- Other relevant information

The following is an overview of receiving a report of sewage overflow or backup report:

Figure 6.1 Overview of Receiving a Sewage Overflow or Backup Report Procedure



6.2 AGENCY STAFF OBSERVATION

City staff conducts periodic inspections of its sewer system facilities as part of their routine activities. Any problems noted with the sewer system facilities are reported to appropriate City staff that, in turn, responds to emergency situations. Work orders are issued to correct non-emergency conditions.

6.3 CONTRACTOR OBSERVATION

The following procedures are to be followed in the event that a contractor causes or witnesses a Sanitary Sewer Overflow. If the contractor causes or witnesses an SSO they should:

1. Immediately notify the IEUA by calling (909) 993-1600. After hours callers to this number will be instructed how to contact the On-Call Employee.
2. Protect storm drains
3. Protect the public.
4. Provide information to the IEUA Collections Crew such as start time, appearance point, suspected cause, weather conditions, etc.
5. Direct ALL media and public relations requests to the Executive Manager of External Affairs and Policy Development/AGM at (909) 993-1600.

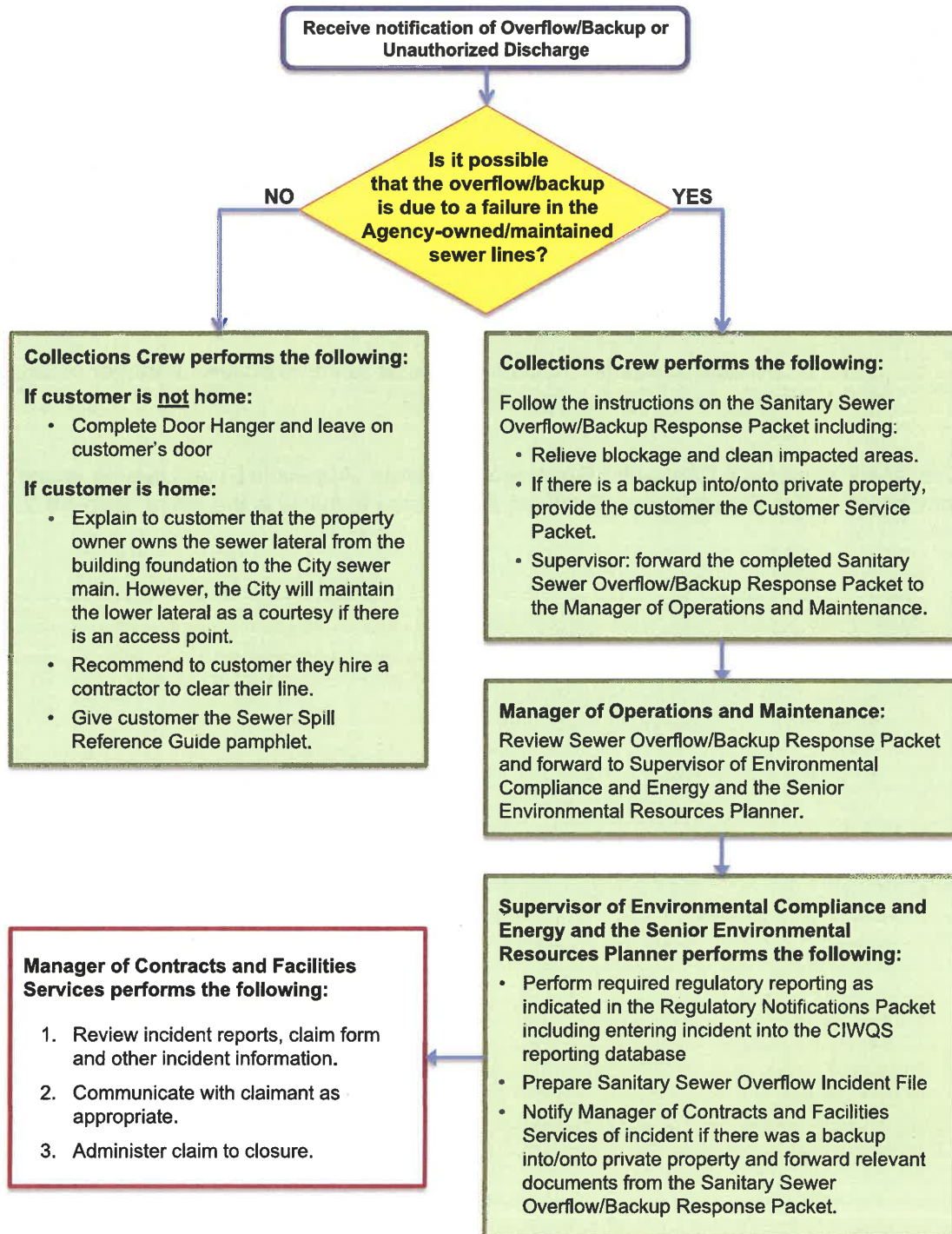
This OERP contains a Contractor Orientation flowchart (Appendix E) and flyer to educate and inform contractors and their employees about the procedures to follow in the event of an SSO.

7. SSO Response Procedures
ref. SWRCB Order No. 2006-0003-DWQ D.13vi(b)

7.1 Sewer Overflow/Backup Response Summary

IEUA will respond to SSOs as soon as feasible following notification of an overflow/backup or unauthorized discharge. The following (Figure 7.1) is an overview of the response activities.

Figure 7.1 Overview of SSO/Backup Response



7.2 First Responder Priorities

The first responder's priorities are:

- To follow safe work practices.
- To respond promptly with the appropriate and necessary equipment.
- To contain the spill wherever feasible.
- To restore the flow as soon as practicable.
- To minimize public access to and/or contact with the spilled sewage.
- To promptly notify the Manager of Operations and Maintenance, Supervisor of Environmental Compliance and Energy, and Senior Environmental Resources Planner in event of major SSO.
- To return the spilled sewage to the sewer system.
- To restore the area to its original condition (or as close as possible).
- To photograph and document affected and unaffected areas from a spill.

7.3 Safety

The first responder is responsible for following safety procedures at all times. Special safety precautions must be observed when performing sewer work. There may be times when IEUA personnel responding to a sewer system event are not familiar with potential safety hazards peculiar to sewer work. In such cases it is appropriate to take the time to discuss safety issues, consider the order of work, and check safety equipment before starting the job. This includes use of gas monitoring detectors for air quality in manholes and traffic controls at the site.

7.4 Initial Response

The first responder must respond to the reporting party/problem site and visually check for potential sewer stoppages or overflows.

The first responder will:

- Note arrival time at the site of the overflow/backup.
- Verify the existence of a public sewer system spill or backup.
- Determine if the overflow or blockage is from a public or private sewer.
- Identify and assess the affected area and extent of spill.
- Contact caller if time permits.
- If the spill is large or in a sensitive area, document conditions upon arrival with photographs. Decide whether to proceed with clearing the blockage to restore the flow or to initiate containment measures. The guidance for this decision is:
 - Small spills (i.e., spills that are easily contained) – proceed with clearing the blockage.
 - Moderate or large spill where containment is anticipated to be simple – proceed with the containment measures.
 - Moderate or large spills where containment is anticipated to be difficult – proceed with clearing the blockage; however, whenever deemed necessary, call for additional assistance and implement containment measures.
- Take steps to contain the SSO. For detailed procedures refer to the Sanitary Sewer Overflow/Backup Response Packet.

7.5 Initiate Spill Containment Measures

The first responder will attempt to contain as much of the spilled sewage as possible using the following steps:

- Determine the immediate destination of the overflowing sewage.

- Plug storm drains using air plugs, sandbags, and/or plastic mats to contain the spill, whenever appropriate. If spilled sewage has made contact with the storm drainage system, attempt to contain the spilled sewage by plugging downstream storm drainage facilities.
- Contain/direct the spilled sewage using dike/dam or sandbags.
- Pump around the blockage/pipe failure.

For detailed procedures refer to the Sanitary Sewer Overflow/Backup Response Packet (Appendix B).

7.6 Restore Flow

Using the appropriate cleaning equipment, set up downstream of the blockage and hydro-clean upstream from a clear manhole. Attempt to remove the blockage from the system and observe the flows to ensure that the blockage does not reoccur downstream. If the blockage cannot be cleared within a reasonable time from arrival, or sewer requires construction repairs to restore flow, then initiate containment and/or bypass pumping. If assistance is required, immediately contact other employees, contractors, and equipment suppliers. For detailed procedures refer to the Sanitary Sewer Overflow/Backup Response Packet.

7.7 Equipment

This section provides a list of specialized equipment that is used to support this Overflow Emergency Response Plan. Standard Operating Procedures (SOPs) have been developed for all equipment requiring specialized knowledge that may be deployed as part of an emergency SSO response. The SOPs are located either with the equipment or IEUA's intranet.

- *Closed Circuit Television (CCTV) Inspection Unit* – A CCTV Inspection Unit is used to determine the root cause for all SSOs from gravity sewers.
- *Camera* -- A digital or disposable camera is used to record the conditions upon arrival, during clean up, and upon departure.
- *Emergency Response Trucks* -- A utility body pickup truck, or open bed is used to store and transport the equipment needed to effectively respond to sewer emergencies. The equipment and tools include containment and clean up materials.
- *Portable Generators, Portable Pumps, Piping, and Hoses* – This equipment is used to bypass pump, divert, or power equipment to mitigate an SSO.
- *Combination Sewer Cleaning Trucks* -- Combination high velocity sewer cleaning trucks with vacuum tanks are used to clear blockages in gravity sewers, vacuum spilled sewage, and wash down the impacted area following the SSO event.
- *Air plugs, sandbags and plastic mats*
- *SSO Sampling Kits*
- *By-pass Hose Trailer*—This is a specialized trailer built specifically to store by-pass hoses, discharge/suction hose, gaskets, and trash pump in the event of larger SSOs in need of by-pass pumping.
- *Portable Lights*

8. Recovery and Cleanup

ref. SWRCB Order No. 2006-0003-DWQ D.13vi(e)

The recovery and cleanup phase begins immediately after the flow has been restored and the spilled sewage has been contained to the extent possible. The SSO recovery and cleanup procedures are as follows:

8.1 Estimate the Volume of Spilled Sewage

Use the methods outlined in the Sanitary Sewer Overflow/Backup Response Packet and/or the SMART Field Guide to estimate the volume of the spilled sewage. Wherever possible, document the estimate using photos and/or video of the SSO site before and during the recovery operation.

8.2 Recovery of Spilled Sewage

Vacuum up and/or pump the spilled sewage and rinse water, and discharge it back into the sanitary sewer system.

8.3 Clean-up and Disinfection

Implement clean up and disinfection procedures to reduce the potential for human health issues and adverse environmental impacts that are associated with an SSO event. The procedures described are for dry weather conditions and will be modified as required for wet weather conditions. In the event that an overflow occurs at night, the location will be inspected first thing the following day. The field crew will look for any signs of sewage solids and sewage-related materials that may warrant additional cleanup activities. Where cleanup of public property is beyond the capabilities of IEUA staff, a cleanup contractor will be used.

Private Property

Affected property owners may call a water damage restoration contractor to complete the cleanup and restoration. If the overflow into private property is the definite result of IEUA system failure, the property owner may call out a water damage restoration contractor to complete the cleanup and restoration. IEUA claim forms will be issued if requested by the property owners.

Hard Surface Areas

Collect all signs of sewage solids and sewage-related material either by protected hand or with the use of rakes and brooms. Wash down the affected area with clean water and/or deozyme or similar non-toxic biodegradable surface disinfectant until the water runs clear. The flushing volume will be approximately three times the estimated volume of the spill. Take reasonable steps to contain and vacuum up the wastewater. Allow area to dry. Repeat the process if additional cleaning is required.

Landscaped and Unimproved Natural Vegetation

Collect all signs of sewage solids and sewage-related material either by protected hand or with the use of rakes and brooms. Wash down the affected area with clean water until the water runs clear. The flushing volume will be approximately three times the estimated volume of the spill. Either contain or vacuum up the wash water so that none is released. Allow the area to dry. Repeat the process if additional cleaning is required.

Natural Waterways

The Department of Fish and Wildlife will be notified by CalOES for SSOs greater than or equal to 1,000 gallons.

Wet Weather Modifications

Omit flushing and sampling during heavy storm events (i.e., sheet of rainwater across paved surfaces) with heavy runoff where flushing is not required and sampling would not provide meaningful results.

8.4 Public Notification

Signs will be posted and barricades put in place to keep vehicles and pedestrians away from contact with spilled sewage. County Environmental Health instructions and directions regarding placement and language of public warnings will be followed as appropriate or as directed. Additionally, the Manager of Operations and Maintenance or designee will use his/her best judgment regarding supplemental sign placement in order to protect the public and local environment. Signs will not be removed until directed by County Environmental Health, Manager of Operations and Maintenance, or designee. Photographs of sign placement will be taken.

Creeks, streams and beaches that have been contaminated as a result of an SSO will be posted at visible access locations until the risk of contamination has subsided to acceptable background bacteria levels. The warning signs, once posted, will be checked at least every day to ensure that they are still in place. Photographs of sign placement will be taken.

When contact with the local media is deemed necessary, the Executive Manager of External Affairs and Policy Development/AGM or designee will provide the media with all relevant information.

9. Water Quality

ref. SWRCB Order No. 2006-0003-DWQ D.13vi(f)

9.1 Waters of the State

The following Waters of the State are in the Inland Empire Utilities Agency's service area:

- San Antonio Creek Channel
- Cucamonga Creek
- Deer Creek
- Etiwanda Creek
- Lower Etiwanda Creek
- Chino Creek
- San Sevaine Creek
- West Cucamonga Creek
- Day Creek
- Declez Creek
- Magnolia Channel
- Cypress Channel
- Prado Lake
- Cucamonga-Guasti Park
- Hickory Basin (on West Fontana Channel)
- Unnamed Tributary south of Ontario Airport (drains to Prado Lake)

In the event that these waters are impacted by a sanitary sewer overflow, the equipment identified in Section 7.7 is available for response based on the specific SSO conditions.

9.2 Water Quality Sampling and Testing

Water quality sampling and testing will be performed as appropriate to determine the extent and impact of the SSO when spilled sewage enters a water body. The water quality sampling procedures (see Appendix D) will be implemented within 48 hours and include the following:

- The first responders will consider the need to sample surface waters the SSO may have reached. If preliminary volume estimates of the SSO are 50,000 gallons or greater, the first responders will begin collecting as soon as possible but no later than 48 hours after becoming aware of the SSO.
- The water quality samples will be collected from upstream of the spill, from the spill area, and downstream of the spill in flowing water (e.g. creeks). The water quality samples will be collected near the point of entry of the spilled sewage.
- The samples will then be brought to the IEUA Lab.

9.3 Water Quality Monitoring Plan

The IEUA Water Quality Monitoring Plan will be implemented immediately upon discovery of any Category 1 SSO of 50,000 gallons or more in order to assess impacts from SSOs to surface waters. The SSO Water Quality Monitoring Plan will:

1. Contain protocols for water quality monitoring.
2. Account for spill travel time in the surface water and scenarios where monitoring may not be possible (e.g. safety, access restrictions, etc.)
3. Require water quality analyses for ammonia and bacterial indicators to be performed by an accredited or certified laboratory.
4. Require monitoring instruments and devices used to implement the SSO Water Quality Monitoring Program to be properly maintained and calibrated, including any records to document maintenance and calibration, as necessary, to ensure their continued accuracy.
5. Within 48 hours of IEUA becoming aware of the SSO, require water quality sampling for ammonia and fecal coliform.
6. Observe proper chain of custody procedures.

9.4 SSO Technical Report

IEUA will submit an SSO Technical Report to the CIWQS Online SSO Database within 45 calendar days of the SSO end date for any SSO in which 50,000 gallons or greater are spilled to surface waters. The Manager of Planning and Environmental Resources will supervise the preparation of this report and will certify this report. This report, which does not preclude the Water Boards from requiring more detailed analyses if requested, shall include at a minimum, the following:

Causes and Circumstances of the SSO:

- Complete and detailed explanation of how and when the SSO was discovered.
- Diagram showing the SSO failure point, appearance point(s), and final destination(s).
- Detailed description of the methodology employed and available data used to calculate the volume of the SSO and, if applicable, the SSO volume recovered.

- Detailed description of the cause(s) of the SSO.
- Copies of original field crew records used to document the SSO.
- Historical maintenance records for the failure location.

IEUA's Response to SSO:

- Chronological narrative description of all actions taken by IEUA to terminate the spill.
- Explanation of how the SSMP Overflow Emergency Response Plan was implemented to respond to and mitigate the SSO.
- Final corrective action(s) completed and/or planned to be completed, including a schedule for actions not yet completed.

Water Quality Monitoring:

- Description of all water quality sampling activities conducted including analytical results and evaluation of the results.
- Detailed location map illustrating all water quality sampling points.

10. Sewer Backup Into/Onto Private Property Claims Handling Policy

It is the policy of IEUA that a claims form will be offered to anyone wishing to file a claim. The following procedures will be observed for all sewer overflows/backups into/onto private property:

- IEUA staff will offer an IEUA claim form irrespective of fault whenever a property owner requests a claim form. The claim may later be rejected if subsequent investigations into the cause of the loss indicate IEUA was not at fault.
- It is the responsibility of the Collections Crew to gather information regarding the incident and notify the Manager of Operations and Maintenance or designee.
- It is the responsibility of the IEUA Manager of Contracts and Facilities Services to review all claims and to oversee the adjustment and administration of the claim to closure.

11. Notification, Reporting, Monitoring and Recordkeeping Requirements

ref. SWRCB Order No. 2006-0003-DWQ D.13vi(c)

In accordance with the Statewide General Waste Discharge Requirements for Sanitary Sewer Systems (SSS GWDRs), the Inland Empire Utilities Agency maintains records for each sanitary sewer overflow. Records include:

- Documentation of response steps and/or remedial actions
- Photographic evidence to document the extent of the SSO, field crew response operations, and site conditions after field crew SSO response operations have been completed. The date, time, location, and direction of photographs taken will be documented.
- Documentation of how any estimations of the volume discharged and/or volume recovered were calculated including all assumptions made.

Regulator required notifications are outlined in Section 11.1 on the following page.

11.1 Regulator Required Notifications

ELEMENT	REQUIREMENT	METHOD
NOTIFICATION	Within two hours of becoming aware of any Category 1 SSO greater than or equal to 1,000 gallons discharged to surface water or spilled in a location where it probably will be discharged to surface water, IEUA will notify the California Office of Emergency Services (CalOES) and obtain a notification control number.	Call Cal OES at: (800) 852-7550
REPORTING	<ul style="list-style-type: none"> • Category 1 SSO: IEUA will submit draft report within three business days of becoming aware of the SSO and certify within 15 calendar days of SSO end date. • Category 2 SSO: IEUA will submit draft report within 3 business days of becoming aware of the SSO and certify within 15 calendar days of the SSO end date. • Category 3 SSO: IEUA will submit certified report within 30 calendar days of the end of month in which SSO the occurred. • SSO Technical Report: IEUA will submit within 45 calendar days after the end date of any Category 1 SSO in which 50,000 gallons or greater are spilled to surface waters. • "No Spill" Certification: IEUA will certify that no SSOs occurred within 30 calendar days of the end of the month or, if reporting quarterly, the quarter in which no SSOs occurred. • Collection System Questionnaire: IEUA will update and certify every 12 months 	Enter data into the CIWQS Online SSO Database ¹ (http://ciwqs.waterboards.ca.gov/) certified by the Legally Responsible Official(s) ² . All information required by CIWQS will be captured in the Sanitary Sewer Overflow Report. Certified SSO reports may be updated by amending the report or adding an attachment to the SSO report within 120 calendar days after the SSO end date. After 120 days, the State SSO Program Manager must be contacted to request to amend an SSO report along with a justification for why the additional information was not available prior to the end of the 120 days.
WATER QUALITY MONITORING	IEUA will conduct water quality sampling within 48 hours after initial SSO notification for Category 1 SSOs in which 50,000 gallons or greater are spilled to surface waters.	Water quality results will be uploaded into CIWQS for Category 1 SSOs in which 50,000 gallons or greater are spilled to surface waters.
RECORD KEEPING	IEUA will maintain the following records: <ul style="list-style-type: none"> • SSO event records. • Records documenting Sanitary Sewer Management Plan (SSMP) implementation and changes/updates to the SSMP. • Records to document Water Quality Monitoring for SSOs of 50,000 gallons or greater spilled to surface waters. • Collection system telemetry records if relied upon to document and/or estimate SSO Volume. 	Self-maintained records shall be available during inspections or upon request.

¹ In the event that the CIWQS online SSO database is not available, the Supervisor of Environmental Compliance and Energy or the Senior Environmental Resources Planner will notify SWRCB by phone in accordance with the time schedules identified above. In such an event, IEUA will submit the appropriate reports using the CIWQS online SSO database when the database becomes available. A copy of all documents that certify the submittal in fulfillment of this section shall be retained in the SSO file.

² IEUA always has at least one LRO. Any change in the LRO(s) including deactivation or a change to contact information, will be submitted to the SWRCB within 30 days of the change by calling (866) 792-4977 or emailing help@ciwqs.waterboards.ca.gov.

For reporting purposes, if one SSO event of whatever category results in multiple appearance points in a sewer system, a single SSO report is required in CIWQS that includes the GPS coordinates for the location of the SSO appearance point closest to the failure point, blockage or location of the flow condition that caused the SSO, and descriptions of the locations of all other discharge points associated with the single SSO event.

11.2 Complaint Records

IEUA maintains records of all complaints received whether or not they result in sanitary sewer overflows using the Customer Complaint Record (Appendix F) including the following information:

- Date, time, and method of notification
- Date and time the complainant or informant first noticed the SSO
- Narrative description describing the complaint
- A statement from the complainant or informant, if they know, of whether or not the potential SSO may have reached waters of the state
- Name, address, and contact telephone number of the complainant or informant reporting the potential SSO (if not reported anonymously)
- Follow-up return contact information for each complaint received (if not reported anonymously)
- Final resolution of the complaint
- Documentation of all feasible and remedial actions taken

Complaint records will be maintained for a minimum of five years whether or not they resulted in an SSO.

12. Post SSO Event Debriefing

ref. SWRCB Order No. 2006-0003-DWQ D.13vi(d)

Every SSO event is an opportunity to evaluate the IEUA response and reporting procedures. Each overflow event is unique, with its own elements and challenges including volume, cause, location, terrain, climate, and other parameters.

As soon as possible after Category 1 and Category 2 SSO events, all of the participants, from the person who received the call to the last person to leave the site, will meet to review the procedures used and to discuss what worked and where improvements could be made in preventing or responding to and mitigating future SSO events. The results of the debriefing will be documented and tracked to ensure the action items are completed as scheduled.

13. Failure Analysis Investigation

ref. SWRCB Order No. 2006-0003-DWQ D.13vi(d)

The objective of the failure analysis investigation is to determine the “root cause” of the SSO and to identify corrective action(s) needed that will reduce or eliminate future potential for the SSO to recur or for other SSOs to occur.

The investigation will include reviewing all relevant data to determine appropriate corrective action(s) for the line segment. The investigation will include:

- Reviewing and completing the Sanitary Sewer Overflow Report and any other documents related to the incident

- Reviewing the incident timeline and other documentation regarding the incident
- Reviewing communications with the reporting party and witness
- Reviewing volume estimate, volume recovered estimate, volume estimation assumptions and associated drawings
- Reviewing available photographs
- Interviewing staff that responded to the spill
- Reviewing past maintenance records
- Reviewing past CCTV records,
- Conducting a CCTV inspection to determine the condition of all line segments immediately following the SSO and reviewing the video and logs,
- Reviewing any Fats, Oils, and Grease (FOG) related information or results
- Posting SSO debrief records
- Conducting interviews with the public at the SSO location

The product of the failure analysis investigation will be the determination of the root cause and the identification and scheduling of the corrective actions. The Collection System Failure Analysis Form will be used to document the investigation.

14. SSO Response Training

ref. SWRCB Order No. 2006-0003-DWQ D.13vi(d)

This section provides information on the training that is required to support this Overflow Emergency Response Plan.

14.1 Initial and Annual Refresher Training

All IEUA personnel who may have a role in responding to, reporting, and/or mitigating a sewer system overflow will receive training on the contents of this OERP. All new employees will receive training before they are placed in a position where they may have to respond. Current employees will receive annual refresher training on this plan and the procedures to be followed. IEUA will document all training.

Affected employees will receive annual training on the following topics by knowledgeable trainers:

- IEUA's Overflow Emergency Response Plan and Sanitary Sewer Management Plan
- Sanitary Sewer Overflow Volume Estimation Techniques
- Researching and documenting Sanitary Sewer Overflow Start Times
- Impacted Surface Waters: Response Procedures
- State Water Resources Control Board Employee Knowledge Expectations
- Employee Core Competency Evaluations on Sanitary Sewer Operations
- Water Quality Sampling Plan

IEUA will verify that annual safety training requirements are current for each employee, and that employees are competent in the performance of all core competencies. This will be verified through means such as electronic testing, interviews and observations. IEUA will address, through additional training/instruction, any identified gaps in required core competencies.

Through SWRCB Employee Knowledge Expectations training the employee will be able to answer the

following:

1. Please briefly describe your name and job title.
2. Please describe for us approximately when you started in this field and how long you have worked for your agency.
3. Please expand on your current position duties and role in responding in the field to any SSO complaints.
4. Please describe your SOPs used to respond/mitigate SSOs when they occur.
5. Describe any training your agency provides or sends you to for conducting spill volume estimates.
6. We are interested in learning more about how your historical SSO response activities have worked in the field. We understand from discussions with management earlier that you use the OERP from the SSMP. Please elaborate on how you implement and utilize the procedures in the plan.
7. Historically, before any recent changes, can you please walk us through how you would typically receive and respond to any SSO complaints in the field?
8. Can you tell us who is responsible for estimating SSO volumes discharged? If it is you, please describe how you go about estimating the SSO volume that you record on the work order/service request forms?
9. What other information do you collect or record other than what is written on the work order form?
10. Describe if and when you ever talk with people that call in SSOs (either onsite or via telephone) to further check out when the SSO might have occurred based on what they or others know? If you do this, can you tell us where this information is recorded?
11. We understand you may be instructed to take pictures of some sewer spills/backups into structures. Other than these SSOs, when else would you typically take any pictures of an SSO?
12. Please walk us through anything else you'd like to add to help us better understand how your field crews respond and mitigate SSO complaints.

14.2 SSO Response Drills

Periodic training drills or field exercises will be held to ensure that employees are up to date on these procedures, equipment is in working order, and the required materials are readily available. The training drills will cover scenarios typically observed during sewer related emergencies (e.g. mainline blockage, mainline failure, and lateral blockage). The results and the observations during the drills will be recorded and action items will be tracked to ensure completion.

14.3 SSO Training Record Keeping

Records will be kept of all training that is provided in support of this plan. The records for all scheduled training courses and for each overflow emergency response training event will include date, time, place, content, name of trainer(s), and names and titles of attendees.

14.4 Contractors Working On Agency Sewer Facilities

All construction contractors working on IEUA sewer facilities will be required to develop a project-specific OERP, provide project personnel with training regarding the content of the contractor's OERP and their role in the event of an SSO, and follow that OERP in the event that they cause or observe an SSO. Emergency response procedures shall be discussed at project pre-construction meetings, regular project meetings and after any contractor involved incidents.

All service contractors will be required to observe contractor procedures. See Appendix E: Contractor Orientation.

15. Authority

- Health & Safety Code Sections 5410-5416
- CA Water Code Section 13271
- Fish & Wildlife Code Sections 5650-5656
- State Water Resources Control Board Order No. 2006-0003-DWQ
- State Water Resources Control Board Order No. WQ 2013-0058-EXEC effective September 9, 2013

16. References

- Sanitary Sewer Overflow and Backup Response SMART Field Guide, 2013, DKF Solutions Group, LLC
- Appendix A: Regulatory Notifications Packet
- Appendix B: Sanitary Sewer Backup Packet
- Appendix C: Sanitary Sewer Overflow Packet
- Appendix D: Field Sampling Kit
- Appendix E: Contractor Orientation

Appendix A
REGULATORY NOTIFICATIONS PACKET

Instructions:

1. Receive notification of a Sanitary Sewer Overflow.
2. Open this packet.
3. Refer to the Regulatory Reporting Guide (A-1) for instructions.
4. Use the SSO Reporting Checklist for the appropriate category of spill (A-2a or A-2b) to document that all notifications are made according to the reporting schedule.

Contents:

<u>Form</u>	<u>Page Number</u>
Regulatory Reporting Guide	A-1
Reporting Checklist: Category 1	-2a
Reporting Checklist: Categories 2 and 3	-2b

Print on 6"x9" envelope

Regulatory Notifications Packet: Regulatory Reporting Guide

Reporting Instructions				
Deadline	See reverse side for contact information and definitions of the categories of spills of untreated or partially treated wastewater from publicly owned sanitary sewer system			Spill from Private Lateral
	Category 1	Category 2	Category 3	
2 hours after awareness of SSO	<ul style="list-style-type: none"> If the SSO is greater than or equal to 1,000 gallons, call CalOES at (800) 852-7550 Consider notifying the County Health Department and/or Local Flood Control District as a courtesy if the SSO may impact their operations. 	Consider notifying the County Health Department and/or Local Flood Control District as a courtesy if the SSO may impact their operations.	Consider notifying the County Health Department and/or Local Flood Control District as a courtesy if the SSO may impact their operations.	-
48 Hours after awareness of SSO	If 50,000 gal or more will likely reach receiving waters, begin water quality sampling and initiate impact assessment	-	-	-
3 Days after awareness of SSO	Submit Draft Spill Report in the CIWQS* database	Submit Draft Spill Report in the CIWQS* database	-	-
15 Days after SSO end date	Certify Spill Report in CIWQS*. Update as needed until 120 days after SSO end date	Certify Spill Report in the CIWQS* database. Update as needed until 120 days after SSO end date	-	-
30 Days after end of calendar month in which SSO occurred	-	-	Certify Spill Report in the CIWQS* database. Update as needed until 120 days after SSO end date	-
45 days after SSO end date	If 50,000 gal or more were spilled to surface waters, submit SSO Technical Report using CIWQS*	-	-	-

* In the event that the CIWQS online SSO database is not available, notify the State Water Resources Control Board (SWRCB) by phone or email until the CIWQS online SSO database becomes available. See contact information on Side B.

Note: For reporting purposes, if one SSO event results in multiple appearance points, complete one SSO report in the CIWQS SSO Online Database, and report the location of the SSO failure point, blockage or location of the flow condition that caused the SSO, in the CIWQS SSO Online Database, including all the discharge points associated with the SSO event.

Regulatory Notifications Packet
Regulatory Reporting Guide

Contact Information

Contact	Telephone/Email
CalOES (<i>California Governor's Office of Emergency Services</i>)	(800) 852-7550
San Bernardino County Environmental Health Services	Business Hours: (800) 782-4264 After Hours: (800) 472-2376
Flood Control Districts	cms.sbcounty.gov/dpw/FloodControl/DistrictZones.aspx
Santa Ana Regional Water Quality Control Board (SARWQCB)	(951) 782-4130 spillreportR8@waterboards.ca.gov
State Water Resources Control Board (SWRCB): Permit/Reporting Information: Armando Martinez Inspection/Enforcement Information: Jim Fischer	(916) 341-5586 Armando.Martinez@waterboards.ca.gov (916) 341-5548 Jim.Fischer@waterboards.ca.gov

Authorized Personnel:

The following are authorized to perform regulatory reporting of SSOs:

- Supervisor of Environmental Compliance and Energy
- Manager of Planning and Environmental Resources (LRO*)
- Executive Manager of Engineering/AGM (LRO*)

*IEUA's Legally Responsible Officials (LROs) are authorized to electronically sign and certify SSO reports in CIWQS.

Definitions of SSO Categories

The response crew will complete the SSO Report form in the SSO Packet to document how the category was determined.

Category	Definition
Category 1:	Discharge of untreated or partially treated wastewater of any volume resulting from a sanitary sewer system failure or flow condition that either: <ul style="list-style-type: none"> • Reaches surface water and/or drainage channel tributary to a surface water; or • Reached a Municipal Separate Storm Sewer System (MS4) and was not fully captured and returned to the sanitary sewer system or otherwise captured and disposed of properly.
Category 2:	Discharge of untreated or partially treated wastewater greater than or equal to 1,000 gallons resulting from a sanitary sewer system failure or flow condition that either: <ul style="list-style-type: none"> • Does not reach surface water, a drainage channel, or an MS4, or • The entire SSO discharged to the storm drain system was fully recovered and disposed of properly.
Category 3:	All other discharges of untreated or partially treated wastewater resulting from a sanitary sewer system failure or flow condition

Use this Checklist for Category 1 SSOs only

STEP 1: Receive notification of Sanitary Sewer Overflow.

STEP 2: 2-hour Notification

If the spill is greater than or equal to 1,000 gallons and reaches surface water, or will probably be discharged to surface water, notify CalOES within 2 hours of the time IEUA was notified of the SSO.

Notify CalOES at (800) 852-7550:

- o Date Called: _____
- o Time called: _____ : _____ AM PM
- o CalOES Control number: _____

City personnel making notifications: Name: _____ Title: _____

STEP 3: Within 48-Hours after awareness of SSO

Only if 50,000 gallons or more spilled to surface waters, implement Water Quality Monitoring Plan.

STEP 4: Within 3 Days after awareness of SSO

Submit a Draft Spill Report using the CIWQS online reporting database.

STEP 5: Within 15 Days after response conclusion

- LRO certify the Spill Report using the CIWQS online reporting database.
- Updates to the Spill Report may be made for up to 120 days following the conclusion of the SSO Response.

STEP 6: Within 45 Days after SSO end date

If 50,000 gallons or more spilled to surface waters, submit an SSO Technical Report using the CIWQS online reporting database.

This form completed by: _____
Name Title Date

Use this Checklist for Category 2 and 3 SSOs only

STEP 1: Receive notification of Sanitary Sewer Overflow

STEP 2: Submit Draft Spill Report (Category 2 only)

- Submit a Draft Spill Report using the CIWQS online reporting database within 3 days after awareness of Category 2 SSO.

STEP 3: Certify Spill Report

- LRO certify the Spill Report using the CIWQS online reporting database:
- Category 2 SSO: Within 15 days after the conclusion of the response
 - Category 3 SSO: Within 30 days after the end of the calendar month in which the SSO occurred
- Updates to the Spill Report may be made for up to 120 days following the conclusion of the SSO Response.

This form completed by: _____
Name *Title* *Date*

Appendix B

SANITARY SEWER OVERFLOW/BACKUP RESPONSE PACKET

**Sanitary Sewer Overflow/Backup Response Packet
Table of Contents**

<u>Form</u>	<u>Form Number</u>
Response Instructions	Packet Envelope
Sanitary Sewer Overflow/Backup Response Flowchart.....	-1
Start Time Determination Form.....	-2
Volume Estimation Methods	
Eyeball Estimation.....	-3a
Duration and Flow Rate Photo Comparison	-3b
Upstream Lateral Connections	-3c
Sewer Overflow Report.....	-4
Lateral CCTV Report	-5
Bubbled Toilets Letter	-6
Declination of Cleaning Services (3-copy NCR)	-7
First Responder Form	-8
Lodging Authorization Form (3-copy NCR).....	-9
Rejection of Relocation Recommendation (3-copy NCR)	-10
Claims Submittal Checklist	-11
Collection System Failure Analysis Form.....	-12
Customer Service Packet	
Instructions.....	packet envelope
Customer Information.....	CS-1
Claim Form.....	-2
Sewer Spill Reference Guide	pamphlet
Regulatory Notifications Packet	
Instructions.....	envelope
Regulatory Reporting Guide.....	A-1
Category 1 SSO Reporting Checklist	-2a
Category 2 & 3 SSO Reporting Checklist.....	-2b

Print Instructions/Chain of Custody on 9" x 12" envelope.

Sanitary Sewer Overflow/Backup Response Packet

- If this is a Category 1 SSO greater than or equal to 1,000 gallons, advise contacts below to make the 2-hour CalOES notification.
- If this is a backup into a residence or business, request that the customer cease all activities contributing to the backup.

Notifications Trigger:	Contact Immediately at (909) 993-1600 (unless listed below)
For Category 1 SSO greater than or equal to 1,000 gallons contact CalOES within 2 hours	Supervisor of Environmental Compliance and Energy
	Manager of Planning and Environmental Resources
For all backups into/onto private property possibly due to problems in the public sewer	Manager of Operations and Maintenance
For any media requests	Executive Manager of External Affairs and Policy Development/AGM
For cleaning services (restoration/remediation)	SERVPRO of Chino / Chino Hills: (909) 548-3191
	SERVPRO of Northeast Ontario / Kaiser: (909) 390-0238

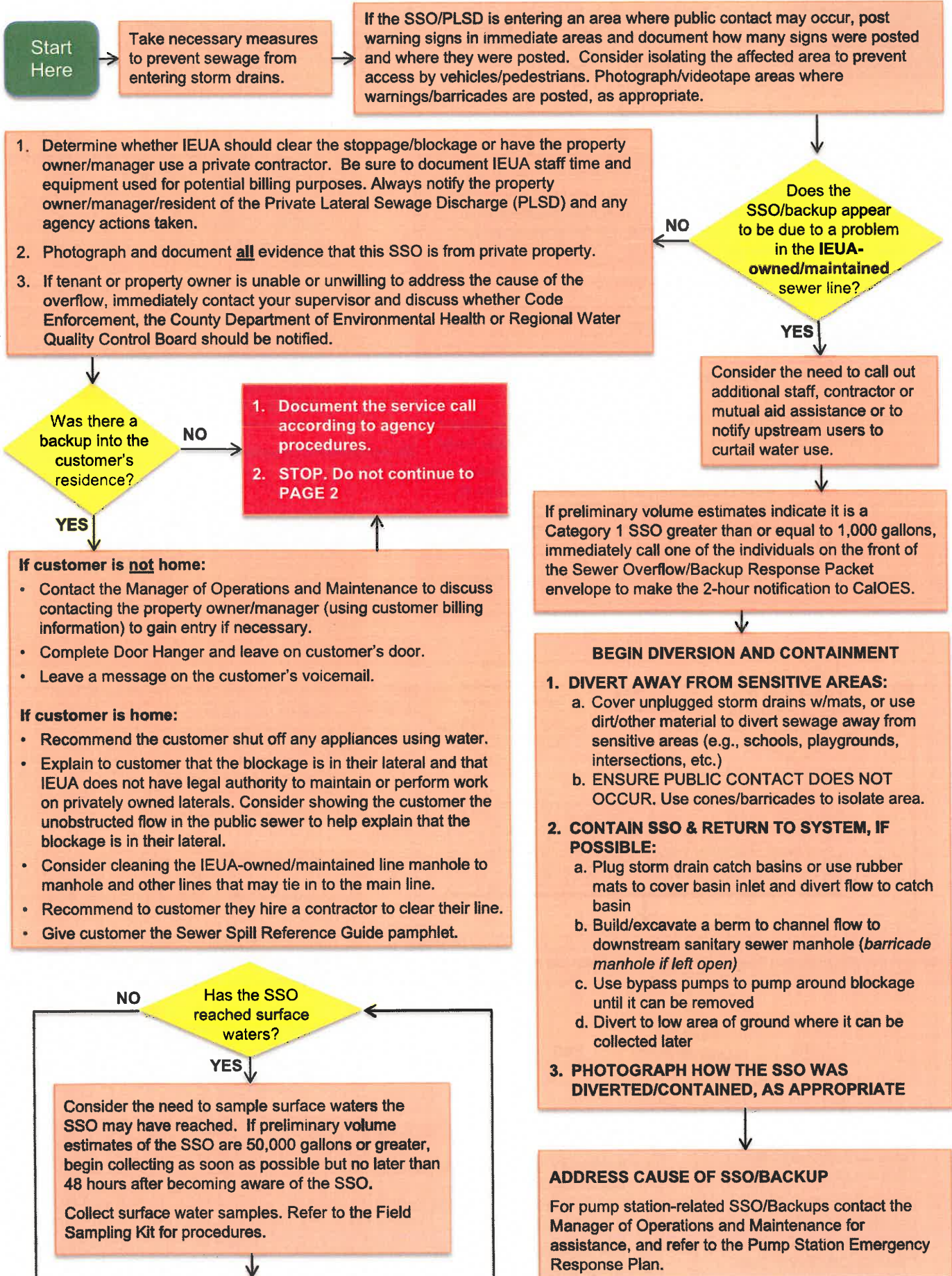
<p>Collections Crew:</p> <ul style="list-style-type: none"> <input type="checkbox"/> Follow the instructions on the Sewer Overflow/Backup Response Flowchart (B-1). Note: If multiple dwelling units are affected, use one packet per unit and check here: <input type="checkbox"/> <input type="checkbox"/> If indicated on the flowchart, give the customer the Bubbled Toilets Letter and/or the Customer Service Packet and have them initial here: <i>Customer acknowledgement of receipt of Bubbled Toilets Letter:</i> _____ <i>Customer acknowledgement of receipt of Customer Service Packet:</i> _____ <input type="checkbox"/> Supervisor: Place completed forms in this envelope, complete the Chain of Custody record (right) and forward this packet to the Manager of Operations and Maintenance. 	<p>Print Name: _____</p> <p>Initial: _____</p> <p>Date: _____</p> <p>Time: _____</p>
---	--

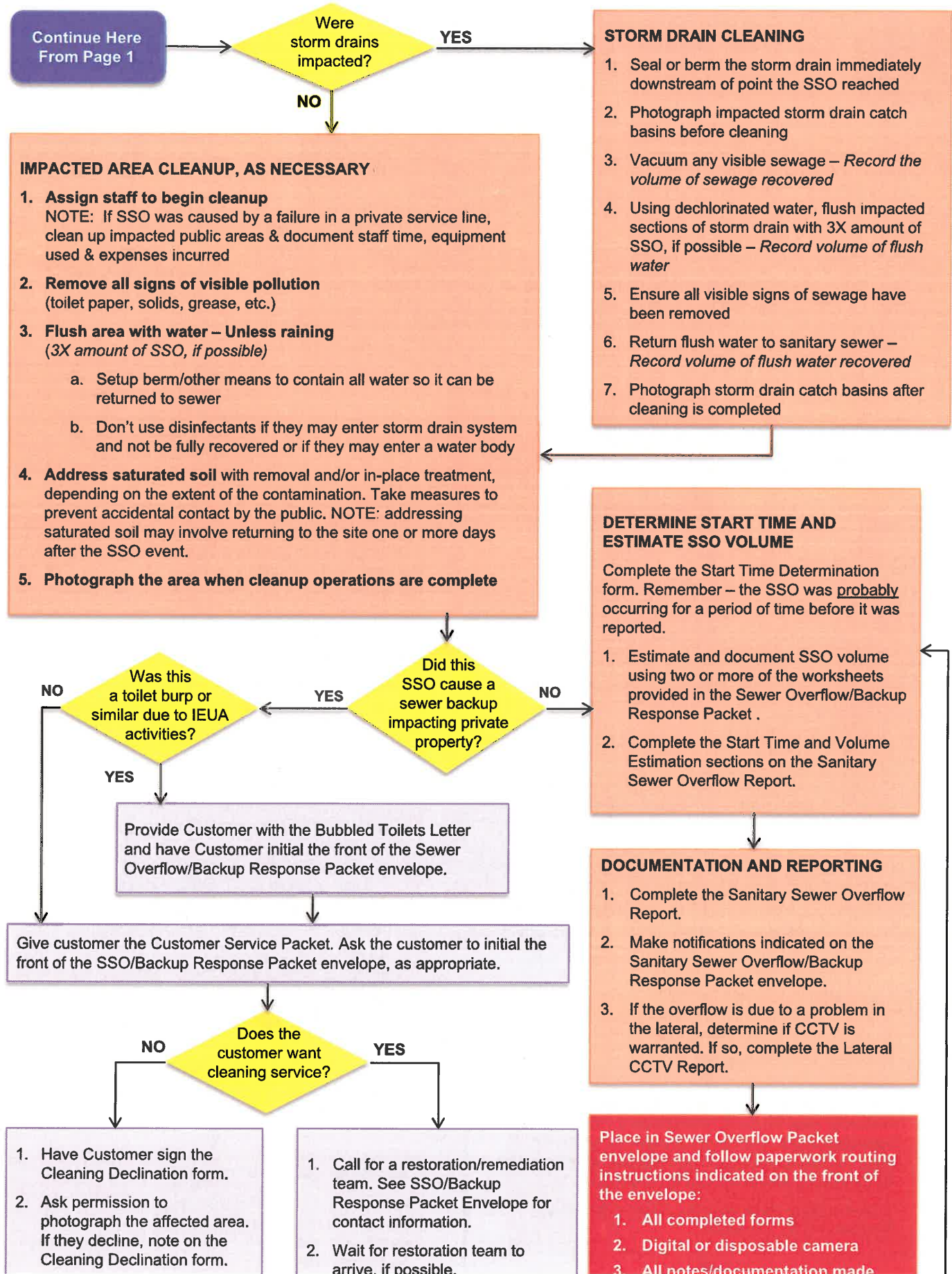
<p>Manager of Operations and Maintenance:</p> <ul style="list-style-type: none"> <input type="checkbox"/> Review the enclosed forms for accuracy and completeness. <input type="checkbox"/> Complete the Chain of Custody record (right) and forward this packet to the Supervisor of Environmental Compliance and Energy and the Senior Environmental Resources Planner. 	<p>Print Name: _____</p> <p>Initial: _____</p> <p>Date: _____</p> <p>Time: _____</p>
--	--

<p>Supervisor of Environmental Compliance and Energy and the Senior Environmental Resources Planner:</p> <ul style="list-style-type: none"> <input type="checkbox"/> Complete the Regulatory Notifications Packet. <input type="checkbox"/> Complete the Claims Submittal Checklist. <input type="checkbox"/> Complete the Chain of Custody record (right) and forward this packet to the Manager of Contracts and Facilities Services. <input type="checkbox"/> Debrief using the Collection System Failure Analysis Form. 	<p>Print Name: _____</p> <p>Initial: _____</p> <p>Date: _____</p> <p>Time: _____</p>
--	--

Manager of Contracts and Facilities Services: Refer to the Claims Submittal Checklist.

Inland Empire Utilities Agency Overflow Emergency Response Plan





**Sanitary Sewer Overflow/Backup Response Packet
Start Time Determination Form**

B-2

SSO Start Date: _____ Location: _____

Accurate start time determination is an essential part of SSO volume estimation. Depending on the flow rate, being even one minute off can have a huge impact on the volume estimation. Be as precise as possible. Do not round to quarter hour increments. Start time must be based on all available information (interviews with neighbors, emergency responders, etc.)

What time was the Agency notified of the SSO? _____ AM PM

Who notified the Agency? _____

Did they indicate what time they noticed the SSO? YES NO If yes, what time? _____ AM PM

Who at the Agency received the notification? _____

What time did the crew arrive at the site of the SSO? _____ AM PM

Who was interviewed regarding the start time of the SSO? Include their name, contact information, and the statement they provided:

Name	Contact Information	Statement
_____	_____	_____
_____	_____	_____
_____	_____	_____
_____	_____	_____

Describe in detail how you determined the start time for this particular SSO:

SSO Start Date: _____ SSO Start Time: _____ AM PM

SSO End Date: _____ SSO End Time: _____ AM PM

SSO Duration: _____ **minutes**

This form completed by:

Name: _____ Signature: _____

Job Title: _____ Date: _____

Use this method only for small SSOs of less than 200 gallons.

SSO Date: _____ Location: _____

- STEP 1: Position yourself so that you have a vantage point where you can see the entire SSO.
- STEP 2: Imagine one or more buckets or barrels of water tipped over. Depending on the size of the SSO, select a bucket or barrel size as a frame of reference. It may be necessary to use more than one bucket/barrel size.
- STEP 3: Estimate how many of each size bucket or barrel it would take to make an equivalent spill. Enter those numbers in Column A of the row in the table below that corresponds to the bucket/barrel sizes you are using as a frame of reference.
- STEP 4: Multiply the number in Column A by the multiplier in Column B. Enter the result in Column C.

	A	B	C
Size of bucket(s) or barrel(s)	How many of this size?	Multiplier	Estimated SSO Volume (gallons)
1 gallon water jug		x 1 gallons	
5 gallon bucket		x 5 gallons	
32 gallon trash can		x 32 gallons	
55 gallon drum		x 55 gallons	
Other: _____ gallons		x _____ gallons	
Estimated Total SSO Volume:			

STEP 5: Is rainfall a factor in the SSO? Yes No
 If yes, what volume of the observed spill volume do you estimate is rainfall? _____ gallons
 If yes, describe how you determined the amount of rainfall in the observed spill?

STEP 6: Calculate the estimated SSO volume by subtracting the rainfall from the SSO volume:
 _____ gallons – _____ gallons = _____ gallons
 Estimated SSO Volume Rainfall **Total Estimated SSO Volume**

Do you believe that this method has estimated the entire SSO? Yes No
 If no, you MUST use additional methods to estimate the entire SSO. If yes, it is advisable to use additional methods to support the estimation. Explain why you believe this method has/has not estimated the entire SSO:

This worksheet completed by:
 Name: _____ Signature: _____
 Job Title: _____ Date: _____

Sanitary Sewer Overflow/Backup Response Packet
Volume Estimation: Area/Volume Estimation Method

Note: Refer to form B-3b Page 3 for computation formulas and guides

SSO Date: _____ Location: _____

STEP 1: Describe spill area surface: Asphalt Concrete Dirt Landscape Inside Building
Other: _____

STEP 2: Draw/sketch the outline (footprint) of the spill. Then break the footprint down into recognizable shapes. Refer to the example on form B-3b Page 3.

STEP 3: Calculate the area of the footprint by completing the table below for each shape in Step 2. If two shapes overlap, select one of the two shapes and estimate the percentage of that shape that does not overlap. Enter that percentage in the % Not Overlapping column. This will ensure that the overlap area is only counted once. Refer to the example on form B-3b Page 3.

Rectangles	Length	X	Width	X	% Not Overlapping*	=	Area
		ft	X	ft	X	%	=
	ft	X	ft	X	%	=	ft ²
	ft	X	ft	X	%	=	ft ²

Triangles	Base	X	Height	Multiplier	X	% Not Overlapping*	=	Area
		ft	X	ft	÷ 2	X	%	=
	ft	X	ft	÷ 2	X	%	=	ft ²
	ft	X	ft	÷ 2	X	%	=	ft ²

Circles	π	X	Radius	X	Radius	X	% Not Overlapping*	=	Area
		3.14	X	ft	X	ft	X	%	=
	3.14	X	ft	X	ft	X	%	=	ft ²
	3.14	X	ft	X	ft	X	%	=	ft ²

Total Spill Area (sum of all three tables above): _____ ft²

STEP 4: Calculate the volume of the spill that **was NOT absorbed** into the ground. If the entire spill was absorbed, skip to Step 5.

- a. If spill is of varying depths, take several measurements at different depths and find the average.

$$\frac{\text{inches}}{\text{sum of measurements}} + \frac{\text{inches}}{\text{\# of measurements}} = \frac{\text{inches}}{\text{average depth in inches}} \div 12 = \frac{\text{feet}}{\text{average depth in feet of ponded sewage}}$$

- b. Calculate spill volume of ponded sewage in cubic feet by multiplying the Total Spill Area in Step 3 by the average depth calculated in Step 4a. Convert from cubic feet to gallons by multiplying by 7.48.

$$\frac{\text{ft}^2}{\text{spill area (Step 3)}} \times \frac{\text{ft}}{\text{average depth (Step 4a)}} = \frac{\text{ft}^3}{\text{spill volume in cubic feet}} \times 7.48 \text{ gal} = \frac{\text{gallons}}{\text{estimated volume of ponded sewage}}$$

STEP 5: Calculate the volume of the spill that **was absorbed** into the ground. If only a wet stain is observed, use the guidelines on B-3b Page 3 for the average depth. When estimating the volume that was absorbed, take into consideration:

- How long the sewage has been sitting
- The air temperature on the day of the SSO
- Soil type for the area (e.g., hard-packed clay vs. loose or gravelly soil)

When estimating the volume of the spill that was absorbed into the ground, it is also advisable to dig down far enough to reach dry soil and take the depth of the wet soil into consideration.

Estimated volume that was absorbed into the soil: _____ gallons

Explain how this estimation was determined:

STEP 6: Add the volume not absorbed (Step 4) plus the volume absorbed (Step 5) to get the total estimated volume:

$$\frac{\text{gallons}}{\text{volume not absorbed}} + \frac{\text{gallons}}{\text{volume absorbed}} = \frac{\text{gallons}}{\text{Total Estimated Spill Volume}}$$

Do you believe that this method has estimated the entire SSO? Yes No

If no, you MUST use additional methods to estimate the entire SSO. If yes, it is advisable to use additional methods to support the estimation. Explain why you believe this method has/has not estimated the entire SSO:

This worksheet completed by:

Name: _____ Signature: _____
 Job Title: _____ Date: _____

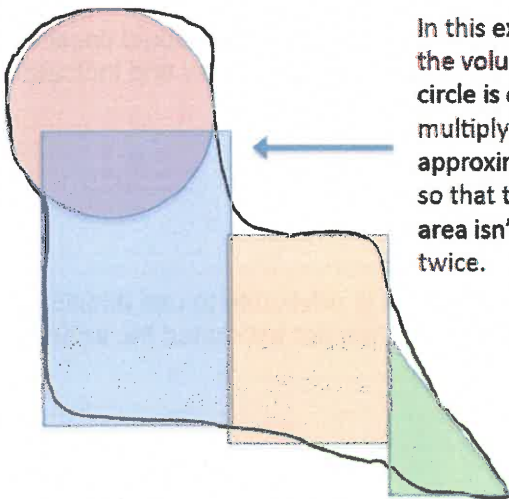
Sanitary Sewer Overflow/Backup Response Packet
Volume Estimation: Area Volume Estimation Method

Miscellaneous Computations

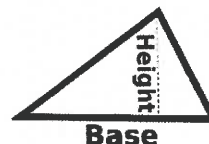
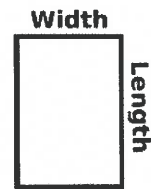
To convert inches to feet	Divide the inches by 12 or use the chart on the bottom right of this page.
Volume of one cubic foot	7.48 gallons of water
Area: Two-dimensional measurement represented in square feet	Square/rectangle: Area = Length x Width Circle: Area = πr^2 (where $\pi \approx 3.14$ and $r = \text{radius} = \frac{1}{2} \text{ diameter}$) Triangle: Area = $\frac{1}{2}$ (Base x Height)
Volume: Three-dimensional measurement represented in cubic feet	Rectangle/square footprint: Volume = Length x Width x Depth Circle footprint (cylinder): Volume = $\pi r^2 \times \text{Depth}$ (where $\pi \approx 3.14$ and $r = \text{radius} = \frac{1}{2} \text{ diameter}$) Triangle footprint: Volume = $\frac{1}{2}$ (Base x Height) x Depth
Depth: Contained or "Ponded" sewage	Measure actual depth of standing sewage whenever possible. When depth varies, measure several representative sample points and determine the average. Add the depth of the sample points and then divide that total by the number of sample points. If the depth is not measurable because it is only a wet stain, consider using the following estimated depths: <ul style="list-style-type: none"> • Depth of a wet stain on concrete surface: 0.0026' (1/32") • Depth of a wet stain on asphalt surface: 0.0013' (1/64")

Example of how to draw/sketch the outline (footprint) of the spill for Step 2:

1. Sketch the outline of the spill (black line).
2. Break the sketch down into recognizable shapes (circles, squares, etc.) as well as you can.



In this example, after the volume of the circle is determined, multiply it by approximately 65% so that the overlap area isn't counted twice.



Convert Inches to Feet	
Inches	Feet
1/8"	0.01'
1/4"	0.02'
3/8"	0.03'
1/2"	0.04'
5/8"	0.05'
3/4"	0.06'
7/8"	0.07'
1"	0.08'
2"	0.17'
3"	0.25'
4"	0.33'
5"	0.42'
6"	0.50'
7"	0.58'
8"	0.67'
9"	0.75'
10"	0.83'
11"	0.92'
12"	1.00'

SSO Date: _____ Location: _____

STEP 1: Determine the number of Equivalent Dwelling Units (EDUs) for this SSO: _____ EDUs
 NOTE: A single-family residential home = 1 EDU. For commercial buildings, refer to agency documentation.

STEP 2: This volume estimation method utilizes daily usage data based on flow rate studies of several jurisdictions in California. Column A shows how an average daily of usage of 180 gallons per day is distributed during each 6-hour period. Adjust the table as necessary to accurately represent the actual data.

Complete Column E by entering the number of minutes the SSO was active during each 6-hour time period. Multiply column D times Column E to calculate the gallons spilled during each time period. Add the numbers in Column F together for the Total Estimated SSO Volume per EDU.

Time Period	Flow Rate Per EDU				SSO	
	A	B	C	D	E	F
	Gallons per Period	Hours per period	A ÷ B = Gallons per Hour	C ÷ 60 = Gallons per Minute	Minutes SSO was active during period	D × E = Gallons spilled per period
6am-noon	72	6	12	0.20		
noon-6pm	36	6	6	0.10		
6pm-midnight	54	6	9	0.15		
midnight-6am	18	6	3	0.05		
Total Estimated SSO Volume per EDU:						

STEP 3: Multiply the Estimated SSO Volume per EDU from Step 2 by the number of EDUs from Step 1.

$$\frac{\text{gallons}}{\text{Volume per EDU}} \times \frac{\text{# of EDUs}}{\text{# of EDUs}} = \frac{\text{gallons}}{\text{Estimated SSO Volume}}$$

STEP 4: Adjust SSO volume as necessary considering other factors, such as activity that would cause a fluctuating flow rate (doing laundry, taking showers, etc.). Explain rationale below and indicate adjusted SSO estimate (attach a separate page if necessary):

Estimated SSO Volume: _____ gallons

Do you believe that this method has estimated the entire SSO? Yes No

If no, you MUST use additional methods to estimate the entire SSO. If yes, it is advisable to use additional methods to support the estimation. Explain why you believe this method has/has not estimated the entire SSO:

This worksheet completed by:

Name: _____ Signature: _____
 Job Title: _____ Date: _____

**Sanitary Sewer Overflow/Backup Response Packet
Sanitary Sewer Overflow Report**

**B-4
Side A**

CIWQS Assigned Number: _____

SSO Category (check one):

- Category 1:** Discharge of untreated or partially treated wastewater of any volume resulting from a sanitary sewer system failure or flow condition that either (1) Reaches surface water and/or drainage channel tributary to a surface water; OR (2) Reached a Municipal Separate Storm Sewer System (MS4) and was not fully captured and returned to the sanitary sewer system or otherwise captured and disposed of properly.
- Category 2:** Discharge of untreated or partially treated wastewater greater than or equal to 1,000 gallons resulting from a sanitary sewer system failure or flow condition that either (1) Does not reach surface water, a drainage channel, or an MS4, OR (2) The entire SSO discharged to the storm drain system was fully recovered and disposed of properly.
- Category 3:** All other discharges of untreated or partially treated wastewater resulting from a sanitary sewer system failure or flow condition
- Spill from Private Lateral (specify):**
 - Single Family Home Multi-Family Home High Density Residential (5+ units)
 - Food Service Establishment (FSE) Mixed Use Property Industrial Property Commercial Property
 - Public quasi-public institution (hospital, schools, fire department, etc.)

IMMEDIATE NOTIFICATION: If this is a Category 1 SSO ≥1,000 gallons, contact CalOES within 2 hours at (800) 852-7550.

A. SSO LOCATION		
SSO Location Name:		
Latitude Coordinates:		Longitude Coordinates:
Street Name and Number:		
Nearest Cross Street:	City:	Zip Code:
County:	SSO Location Description:	

B. SSO DESCRIPTION (Complete Volume Estimation Worksheets and/or refer to Field Guide as needed for estimations.)		
SSO Appearance Point (check one or more): <input type="checkbox"/> Combined Sewer D.I. (Combined CS Only) <input type="checkbox"/> Force Main <input type="checkbox"/> Gravity Mainline <input type="checkbox"/> Lateral Cleanout (Private) <input type="checkbox"/> Lateral Cleanout (Public) <input type="checkbox"/> Inside Building or Structure <input type="checkbox"/> Manhole <input type="checkbox"/> Pump Station <input type="checkbox"/> Lower Lateral (Private) <input type="checkbox"/> Lower Lateral (Public) <input type="checkbox"/> Upper Lateral (Private) <input type="checkbox"/> Upper Lateral (Public) <input type="checkbox"/> Other Sewer System Structure (specify):		
Were there multiple appearance points? <input type="checkbox"/> No <input type="checkbox"/> Yes, number of appearance points:		
Did the SSO reach a drainage channel and/or surface water? <input type="checkbox"/> Yes (Category 1) <input type="checkbox"/> No		
If the SSO reached a storm sewer, was it fully captured and returned to the Sanitary Sewer? <input type="checkbox"/> Yes <input type="checkbox"/> No (Category 1)		
Was this spill from a private lateral? <input type="checkbox"/> Yes <input type="checkbox"/> No If YES, name of responsible party:		
Final Spill Destination: <input type="checkbox"/> Ocean/ocean beach* <input type="checkbox"/> Surface waters other than ocean <input type="checkbox"/> Drainage channel <input type="checkbox"/> Building/structure <input type="checkbox"/> Separate Storm drain <input type="checkbox"/> Combined storm drain <input type="checkbox"/> Paved surface <input type="checkbox"/> Unpaved surface <input type="checkbox"/> Street/curb/gutter <input type="checkbox"/> Other:		
*Provide name(s) of affected drainage channels, beach, etc.:		
Total Estimated SSO volume (in gallons – 1,000gal or more = Category 1):		gallons
Est. volume that reached a separate storm drain that flows to a surface water body:	gal	Recovered: gal
Est. volume that reached a drainage channel that flows to a surface water body:	gal	Recovered: gal
Est. volume discharged directly to a surface water body:	gal	Recovered: gal
Est. volume discharged to land:	gal	Recovered: gal
Calc. Methods: <input type="checkbox"/> Eyeball <input type="checkbox"/> Photo Comparison <input type="checkbox"/> Upstream Lat. Connections <input type="checkbox"/> Area/Volume (include sketch/photo with dimensions) <input type="checkbox"/> Other (describe):		

C. SSO OCCURRING TIME (complete Start Time Determination Form and then complete information below)	
Estimated SSO start date:	Estimated SSO start time:
Date SSO reported to sewer crew:	Time SSO reported to sewer crew:
Date sewer crew arrived:	Time sewer crew arrived:
Who was interviewed to help determine start time?	
Estimated SSO end date:	Estimated SSO end time:

* If multiple appearance points, use the GPS coordinates for the location of the SSO appearance point closest to the failure point/blockage.
 © 2004-2018 DKF Solutions Group All rights reserved.

Sanitary Sewer Overflow/Backup Response Packet
Sanitary Sewer Overflow Report

D. CAUSE OF SSO

Where did failure occur? (Check all that apply): Air Relief or Blow-Off Valve Force Main Gravity Mainline Siphon
 Lower Lateral (public) Lower Lateral (private) Manhole Pump Station (specify): Controls Mechanical Power
 Upper Lateral (public) Upper Lateral (private) Other:

SSO cause (check all that apply): Air Relief or Blow-Off Valve Failure Construction Diversion Failure CS Maintenance
 Damage by others Debris (specify): From Construction From Lateral General Rags Flow Exceeded Capacity
 FOG (Fats, oil, and grease) Inappropriate Discharge Natural Disaster Operator Error Root Intrusion
 Pipe Structural Problem/Failure Pipe Structural Problem/Failure (Installation) Rainfall Exceeded Design
 Pump Station Failure (specify): Controls Mechanical Power Siphon Failure Vandalism
 Surcharged Pipe Non - Dispersible Wipes Other (specify):

Diameter (in inches) of pipe at point of blockage/spill cause (if applicable):

Sewer pipe material at point of blockage/spill cause (if applicable):

Estimated age of sewer asset at the point of blockage or failure (if applicable):

Description of terrain surrounding point of blockage/spill cause: Flat Mixed Steep

E. SSO RESPONSE

SSO response activities (check all that apply): Cleaned-Up Mitigated Effects of Spill Contained All or Portion of Spill
 Restored Flow Returned All Spill to Sanitary Sewer System Returned Portion of Spill to Sanitary Sewer System
 Property Owner Notified Other Enforcement Agency Notified (specify) Other (specify):

SSO response completed (date & time):

Visual inspection result of impacted waters (if applicable):

Any fish killed? Yes No Any ongoing investigation? Yes No

Were health warnings posted? Yes No If yes, provide health warning/beach closure posting/details:
 If yes, take photographs of sign placement.

Was there a beach closure? Yes No If yes, name of closed beach(es):

Were samples of impacted waters collected? Yes No
 If YES, select the analyses: DO Ammonia Bacteria pH Temperature Other:

Recommended corrective actions: (check all that apply and provide detail)

- Add sewer to preventive maintenance program
- Adjust schedule/method of preventive maintenance
- Enforcement action against FROG source
- Inspect Sewer Using CCTV to Determine Cause
- Plan rehabilitation or replacement of sewer
- Repair Facilities or Replace Defect
- Other (specify)

What major equipment was used in the response?

List all agency personnel involved in the response including name, title and their role in the response:

F. NOTES

G. NOTIFICATION DETAILS

CalOES contacted date and time (if applicable):

CalOES Control Number (if applicable):

Spoke to:

This form prepared by: NAME:

TITLE:

DATE:

This form reviewed by: NAME:

TITLE:

DATE:

Place completed form in the Sanitary Sewer Overflow/Backup Response Packet Envelope and follow routing instructions.

**Sanitary Sewer Overflow/Backup Response Packet
Lateral CCTV Report**

B-5

PLEASE COMPLETE AS THOROUGHLY AS POSSIBLE

PERSON COMPLETING THIS FORM:

DATE:
PHONE:

CAMERA TYPE:

LOCATION OF CAMERA ENTRY:

AFFECTED PROPERTY STREET ADDRESS:

LOCATION OF CAMERA STOP:

CITY, STATE AND ZIP:

DESCRIBE AREA TV'd:

PHONE

UPSTREAM MANHOLE #:

WEATHER AT TIME OF CCTV WORK:

PLEASE CHECK ALL THAT WERE DISCOVERED – *Describe Extent & Location Using Camera Entry Point As Reference:*

TIME OF OVERFLOW:

TIME BLOCKAGE RELIEVED:

TIME LATERAL TV'd:

DEPTH OF LATERAL:

Broken Lateral – Describe:

Depth:

Roots – Severity: Light Moderate Heavy

Grease – Severity: Light Moderate Heavy

Sag – Describe:

Depth:

BPD – Describe:

Location:

Cleanout – Describe:

Location:

Joint/Junction – Describe:

Depth

Grade – Describe:

Grit – Severity: Light Moderate Heavy

Other – Describe:

**RECOMMENDED
FOLLOW UP WORK ACTIONS:**

Mark for USA location? Yes No

Lateral Locations Marked in Green Paint? Yes No

SIGNATURE OF EMPLOYEE PERFORMING CCTV WORK:

DATE

Dear Inland Empire Utilities Agency (IEUA) Customer,

Thank you for informing us that your toilet bubbled while our crews were working in proximity of your property. We apologize for the inconvenience and hope that this letter will answer some of your questions about bubbling toilets.

1. Is this a health risk?

The water that came out of your toilet is potable water from the toilet bowl. Unless your toilet was in use when this occurred, this water is no different than that encountered while cleaning your toilet.

2. What is IEUA doing in the street?

In order to insure reliable sewer service, IEUA inspects, cleans, and repairs its sewer system on a continuous basis.

3. How does sewer cleaning cause my toilet to bubble?

Typical industry cleaning equipment uses high-pressure water to clean sewers. The first step is to use the high-pressure water jets to propel the hose and cleaning nozzle upstream as far as 800 feet. During this process, air within the main pipe is displaced and sometimes goes up the private lateral pipe and releases through the toilet. This can also happen during the cleaning phase, when high-pressure water is pulled downstream to the cleaning truck.

4. What causes the air to come from my toilet?

Over the years, IEUA crews have found that the bubbling of toilets has many causes, some of which are:

- Obstructed vent pipes;
- Vent pipes that are positioned too far from the toilet;
- Lateral pipes that may be in use as the crew is cleaning (e.g. draining washing machine, draining bathtub, etc.);
- Lateral pipes that may have obstructions that are causing them to hold water (e.g. roots, grease, etc.).

5. What does IEUA staff do, once informed of a bubbling toilet?

Once notified of a bubbling toilet, the crew leader explains to you what has happened, and checks to see if there is a clean-out in your yard that could be opened in the future during cleaning.

6. What can I do to prevent my toilet from bubbling?

When a sewer begins to drain slowly, it may be a sign that it needs to be cleaned or repaired. Trees and shrubs may have root structures that are entering the lateral pipe. The homeowner needs to make sure to have a clean-out for accessing the line. Unless there is a cleanout on the property line, it is the homeowner's responsibility to keep the sewer lateral pipe in good working condition. **IEUA also recommends the homeowner install a back-flow prevention device to prevent bubbling or sewer back-ups into the home.**

It is always a good idea to keep the toilet lid down when not in use, and not install carpets in the bathroom unless they can be easily removed and cleaned. For more information, please call the IEUA office at (909) 993-1600.

Sincerely,

Inland Empire Utilities Agency

**Sanitary Sewer Overflow/Backup Response Packet
Declination of Sewage Cleaning Services**

Customer Information			
NAME:	ADDRESS:	TELEPHONE:	
ON (date)	AT (time)	Approximately (quantity)	GALLONS OF: <input type="checkbox"/> Sewage <input type="checkbox"/> Grey Water <input type="checkbox"/> Toilet Bowl Water <input type="checkbox"/> Odor <input type="checkbox"/> Other (describe):
Overflowed from (or odor emanating from) <input type="checkbox"/> Toilet <input type="checkbox"/> Shower/Tub <input type="checkbox"/> Washer <input type="checkbox"/> Other (describe):		The overflow affected the following areas (check one): <input type="checkbox"/> Bathroom <input type="checkbox"/> Bedroom <input type="checkbox"/> Hallway <input type="checkbox"/> Garage <input type="checkbox"/> Kitchen <input type="checkbox"/> Crawlspace <input type="checkbox"/> Other (specify):	
The overflow affected the following flooring: <input type="checkbox"/> Tile <input type="checkbox"/> Wood Flooring <input type="checkbox"/> Linoleum <input type="checkbox"/> Carpet <input type="checkbox"/> Other (specify):		and/or additional materials: <input type="checkbox"/> Area Rugs <input type="checkbox"/> Towels <input type="checkbox"/> Clothing <input type="checkbox"/> Other (specify):	
Were photos taken?: <input type="checkbox"/> Yes <input type="checkbox"/> No If yes, where are photos stored?			
This Form Completed By: (Write legibly)		Name: _____ Title: _____	Date: _____ Time: _____

CUSTOMER, please read the following and sign below. Please refer to the Customer Service Packet for whom to contact if you have any questions.

I/We acknowledge that Inland Empire Utilities Agency, CA (IEUA) has offered to provide professional cleaning and decontamination services to remediate the sewage backup and/or overflow described above and that we declined the offer. We further understand and acknowledge that because we have declined, any necessary remediation activities will be conducted without IEUA assistance, and that IEUA will not accept responsibility for work performed by persons other than those engaged by IEUA. IEUA will also not accept responsibility for any charges related to this incident that are not usual and customary.

Customer Signature*:		Date:
The information above was explained to the customer by the following employee:	Name:	Title:
	Signature:	Date:

**Note to responders: if customer declines to sign this form, then have a co-worker sign here as a witness:*

Name: _____ Signature: _____ Date: _____

Recommendations to customer to clean up the spill:

- Keep pets and children out of the affected area
- Turn off heating/air conditioning systems
- Wear rubber boots, rubber gloves, and goggles during cleanup of the affected area.
- Remove and discard items that cannot be washed and disinfected (such as: mattresses, rugs, cosmetics, baby toys, etc.)
- Remove and discard drywall and insulation that has been contaminated with sewage or flood waters.
- Thoroughly clean all hard surfaces (such as flooring, concrete, molding, wood and metal furniture, countertops, appliances, sinks and other plumbing fixtures) with hot water and laundry or dish detergent.
- Help the drying process with fans, air conditioning units, and dehumidifiers.
- After completing cleanup, wash your hands with soap and water. Use water that has been boiled for 1 minute (allow water to cool before washing your hands.) OR use water that has been disinfected (solution of 1/8 teaspoon of household bleach per 1 gallon of water). Let it stand for 30 min. If water is cloudy, use 1/4 teaspoon of household bleach per 1 gallon of water.
- Wash all clothes worn during the cleanup in hot water and detergent (wash separately from uncontaminated clothes).
- Wash clothes contaminated with flood or sewage water in hot water and detergent. Use a laundromat for washing large quantities of clothes and linens until your onsite wastewater system has been professionally inspected and services.
- Seek immediate attention if you become injured or ill.

Distribution Instructions: Top Copy to IEUA records; Middle Copy to IEUA Manager of Contracts and Facilities Services; Bottom Copy to Customer

**Sanitary Sewer Overflow/Backup Response Packet
First Responder Form**

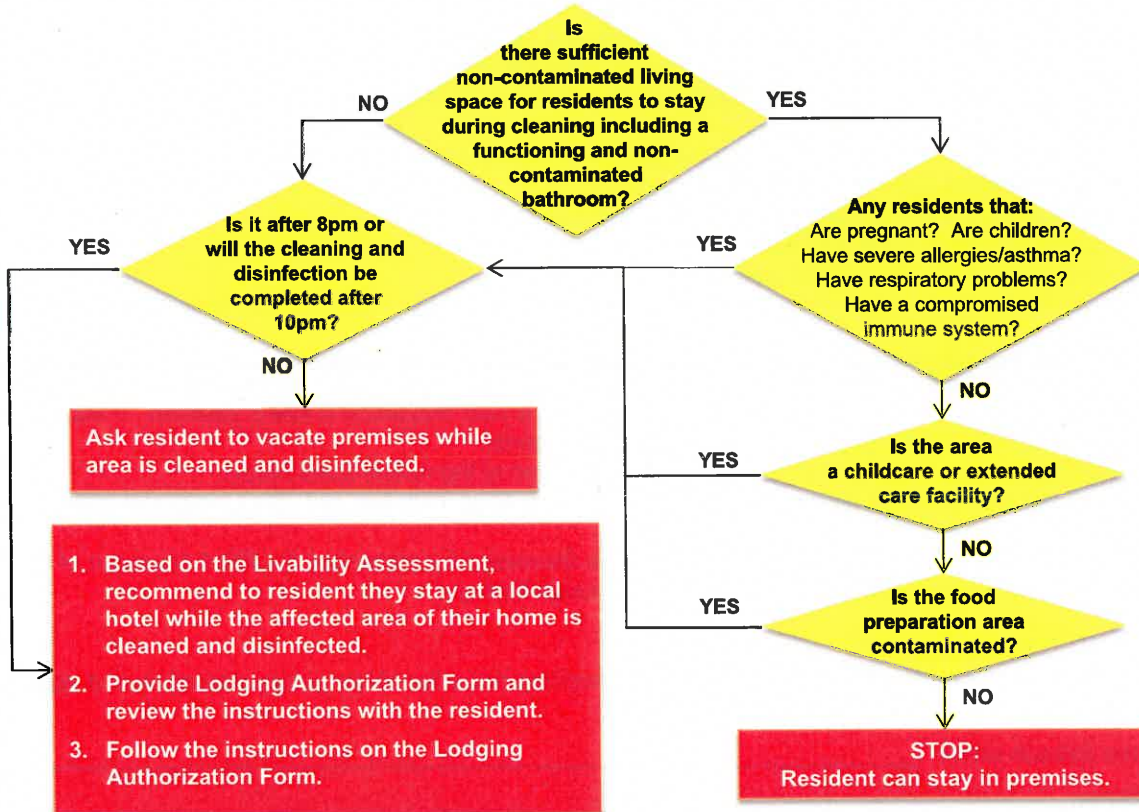
**B-8
Side A**

Fill out this form as completely as possible.
Ask customer if you may enter the home. If so, take photos of all damaged and undamaged areas.

PERSON COMPLETING THIS FORM:		PHONE:
Name: _____		DATE:
Title: _____		TIME:
TIME STAFF ARRIVED ON-SITE:		
WAS A CLEANING CONTRACTOR CALLED? <input type="checkbox"/> Yes <input type="checkbox"/> No If YES, name of contractor:		
RESIDENT NAME: <input type="checkbox"/> Owner <input type="checkbox"/> Renter	IF RENT, PROPERTY MANAGER(S): OWNER:	
STREET ADDRESS: CITY, STATE AND ZIP: PHONE:	STREET ADDRESS: CITY, STATE AND ZIP: PHONE:	
Is nearest upstream manhole visibly higher than the drain/fixture that overflowed? <input type="checkbox"/> Yes <input type="checkbox"/> No		
# OF PEOPLE LIVING AT RESIDENCE:		
Approximate Age of Home:	# of Bathrooms:	# of Rooms Affected:
Approximate Amount of Spill (gallons):	Approximate Time Sewage Has Been Sitting (hrs/days):	
Numbers of Photographs or Videos Taken: <input type="checkbox"/> Photographs <input type="checkbox"/> Video	Where are photos/video stored?	
Does property have a Property Line Cleanout or BPD?		<input type="checkbox"/> YES <input type="checkbox"/> NO <input type="checkbox"/> Unknown
If yes, was the Property Line Cleanout/BPD operational at the time of the overflow?		<input type="checkbox"/> YES <input type="checkbox"/> NO <input type="checkbox"/> Unknown
Have there ever been any previous spills at this location?		<input type="checkbox"/> YES <input type="checkbox"/> NO <input type="checkbox"/> Unknown
Has the resident had any plumbing work done recently? <input type="checkbox"/> YES <input type="checkbox"/> NO <i>If YES, please describe:</i>		

GO TO SIDE B

LIVABILITY ASESMENT



SANITARY SEWER LINE BLOCKAGE LOCATION

PLEASE CHECK THE BOXES THAT DESCRIBE YOUR OBSERVATIONS:

Customer Cleanout Was:	Public Cleanout was:
<input type="checkbox"/> Non-Existent	<input type="checkbox"/> Non-Existent
<input type="checkbox"/> Full	<input type="checkbox"/> Full
<input type="checkbox"/> Empty	<input type="checkbox"/> Empty

On the diagram below, indicate the location of the sewer line and where the problem occurred.

Affected House

Upstream House

Recommended Follow-Up Action(s):

Did sewage go under buildings? Yes No Unsure

Place completed form in the Sanitary Sewer Overflow/Backup Response Packet Envelope and follow routing instructions.

Sanitary Sewer Overflow/Backup Response Packet
Lodging Authorization Form

INSTRUCTIONS TO EMPLOYEE:

1. If the Livability Assessment indicates that a hotel is needed, offer alternate lodging to the customer. If they agree, ask the customer which hotel identified below they prefer.
2. Contact the Supervisor or their designee who will pay for one (1) night's lodging with an IEUA credit card.
3. Review this form with the customer and instruct them to read the Instructions to Resident section below.
4. Instruct the customer that this emergency authorization is for **LODGING ONLY – NO FOOD, MINIBAR, MOVIE, PHONE or Other Charges**.
5. Explain to customer that if circumstances require additional nights' lodging and other incidentals, the IEUA Manager of Contracts and Facilities Services will address them.
6. Have the customer sign the Acknowledgement section of this form.
7. Complete this Authorization Form and sign.
8. Give the bottom copy of this form to the customer.
9. If the customer declines the offer of temporary relocation, complete the Rejection of Relocation Recommendation form.

INSTRUCTIONS TO RESIDENT: Inland Empire Utilities Agency, CA recommends that you temporarily relocate to one of the hotels listed below for your safety and convenience while your residence is being cleaned. Please note that this emergency authorization is granted under the following conditions:

1. This authorization provides for one (1) night's lodging at one of the hotels listed below.
2. The authorization is good for **room and tax ONLY**. Phone, food, mini-bar and other incidental charges will be your responsibility.
3. Additional nights/other allowances/incidentals may be discussed by contacting the IEUA Manager of Contracts and Facilities Services at (909) 993-1600 Monday through Friday.

CUSTOMER ACKNOWLEDGEMENT:

I/we have read and understood the terms and conditions governing this offer of temporary relocation and agree to abide by them as described above.

Customer Name (please print): _____

Customer Address: _____

Phone # where customer may be reached: _____

Customer Signature: _____ Date: _____

❖ If you wish to decline this offer of temporary relocation, sign the Rejection of Relocation Recommendation form.

Good for one (1) night's stay on (date): _____ Number of affected residents: _____

Field Supervisor's Name: _____ Phone Number: _____

HOTEL OPTION 1: La Quinta Inn and Suites
3555 Inland Empire Boulevard, Ontario, CA 91764-4908
Telephone: (909) 476-1112
Pets allowed. Some rooms have microwaves and mini refrigerators.

HOTEL OPTION 2: Comfort Suites
1811 East Holt Boulevard., Ontario, CA, 91761
Telephone: (909) 605-0700
Only service animals allowed. Smoke free hotel. Rooms have microwaves and mini refrigerators.

HOTEL OPTON 3: Azure Hotel and Suites
1945 E. Holt Boulevard, Ontario, CA 91761
Telephone: (909) 284-8670
Some rooms have microwaves and mini refrigerators.

**Sanitary Sewer Overflow/Backup Response Packet
Rejection of Relocation Recommendation Form**

B-10

On _____, a backup into structure occurred at _____
(date) (address)

Property Owner: _____

Resident: _____

Due to a backup into the structure, the above listed property has sewage to be cleaned up/mitigated, which may also include remediation of part of the structure. It is recommended by Inland Empire Utilities Agency, CA that the residents of the above listed property relocate until the cleanup/mitigation and any required remediation is completed. City staff provided the information to the resident: "Your Responsibilities as a Private Property Owner."

Resident(s) determined that they did not want to relocate and will remain in the structure.

PROPERTY OWNER/RESIDENT RELEASE OF LIABILITY AND ASSUMPTION OF RISK

I have decided that I do not want to relocate from the address listed above during any cleanup/mitigation and/or remediation. I have received all the materials listed above from Inland Empire Utilities Agency, CA. I understand that there are inherent risks with exposure to sewage that may contain pathogens and the associated cleanup/mitigation and/or remediation process due to the potential for coming into contact with sewage through breathing, swallowing, or cuts and abrasions in the skin. Risks may range from (1) minor temporary discomfort and illness, (2) more serious illness that may require medical treatment, (3) very serious illness that could result in life threatening conditions, including death. I know, understand, and appreciate these and other risks inherent in being exposed to sewage. I knowingly assume all such risks which may result from my own actions, inactions, or negligence of others, and the condition of the structure during the cleanup/mitigation and/or remediation process.

I, for myself, my heirs, personal representative or assigns, hereby release, discharge and hold harmless Inland Empire Utilities Agency, CA, its respective Boards, officers, employees, agents and contractors from any and all claims, actions, causes of action, demands, rights, damages, costs, loss of service, expenses, legal expenses, including subrogation or liens or damage caused by or related to my remaining in the structure while cleanup/mitigation and/or remediation is performed as a result of the sewer backup.

Resident Signature

Date

Inland Empire Utilities Agency, CA Witness

Comments: _____

Complete this form if there is a Sanitary Sewer Backup into/onto Private Property

Supervisor of Environmental Compliance and Energy and Senior Environmental Resources Planner

1. Complete the following information:

Title: _____
Name: _____
Phone: _____
Today's Date: _____

2. Copy the items listed below and retain the originals for internal archiving purposes.
3. Place the originals back in the Sanitary Sewer Overflow/Backup Response Envelope:
- Form B-7: Declination of Cleaning Services
 - Form B-8: First Responder Form
 - Form B-9: Lodging Authorization Form
 - Form B-10: Rejection of Relocation Recommendation
 - Form B-11: Claims Submittal Checklist (*this form*)
 - Any other information you feel is important in this claim
4. Verify claims packet is complete.
5. Notify Manager of Contracts and Facilities Services of incoming claim and forward the completed claims packet to them.

Manager of Contracts and Facilities Services

1. Review incident reports, claim form and other incident information.
2. Communicate with claimant as appropriate.
3. Administer claim to closure.

Sanitary Sewer Overflow/Backup Response Packet
Collection System Failure Analysis

To be completed by the Supervisor of Environmental Compliance and Energy and Senior Environmental Resources Planner

Incident Report #		Prepared By	
SSO/Backup Information			
Event Date/Time		Address	
Volume Spilled		Volume Recovered	
Cause			
Summary of Historical SSOs/Backups/Service Calls/Other Problems			
Date	Cause	Date Last Cleaned	Crew
Records Reviewed By:		Record Review Date:	
Summary of CCTV Information			
CCTV Inspection Date		Tape Name/Number	
CCTV Tape Reviewed By		CCTV Review Date	
Observations			

Go to Side B

Recommendations					
✓	Type	Specific Actions	Who is Responsible?	Completion Deadline	Who Will Verify Completion?
	No Changes or Repairs Required	n/a	n/a	n/a	n/a
	Repair(s)				
	Construction				
	Capital Improvement(s)				
	Change(s) to Maintenance Procedures				
	Change(s) to Overflow Response Procedures				
	Training				
	Misc.				
Comments/Notes:					
Reviewed by:			Review Date:		

Customer Service Packet

Contents:

<u>Form</u>	<u>Form Number</u>
Customer Information Letter.....	CS-1
Claim Form.....	CS-2
Sewer Spill Reference Guide	pamphlet

Instructions:

1. Review the Customer Information letter to determine actions that need to be taken immediately.
2. See the Customer Information letter for information about filing a claim.
3. Review the Sewer Spill Reference Guide pamphlet.

Cleaning Contractor:

- SERVPRO of Chino / Chino Hills: (909) 548-3191, OR
- SERVPRO of Northeast Ontario / Kaiser: (909) 390-0238

This packet provided by:

Name: _____

Title: _____

Telephone: _____

If you have any questions call (909) 993-1600 and speak with:
Manager of Operations and Maintenance regarding sewer backup issues
Manager of Contracts and Facilities Services regarding claim issues

Dear Property Owner:

We recognize that sewer backup incidents can be stressful and require immediate response while all facts concerning how an incident occurred are still unknown. Rest assured that we do all we can to prevent this type of event from occurring in the first place. Nevertheless, occasionally tree roots or other debris in the sewer lines causes a backup into homes immediately upstream of the blockage. At this time Inland Empire Utilities Agency (IEUA) is investigating the cause of this incident.

If IEUA is found to be responsible for the incident, we are committed to cleaning and restoring your property, and to protecting the health of those affected during the remediation process.

The cleaning contractor provided by IEUA has been selected because of their adherence to established protocols that are designed to assure to all parties thorough, cost-effective and expeditious cleaning services. You also have the right to select your own cleaning contractor, but IEUA does not guarantee payment of fees/expenses incurred and reserves the right to dispute fees/expenses deemed not usual and customary.

The IEUA Manager of Contracts and Facilities Services has the responsibility for processing any claims for damages that are submitted. If you wish to discuss this matter, or submit a claim for damages, please contact the IEUA Manager of Contracts and Facilities Services at (909) 993-1600.

What you need to do now:

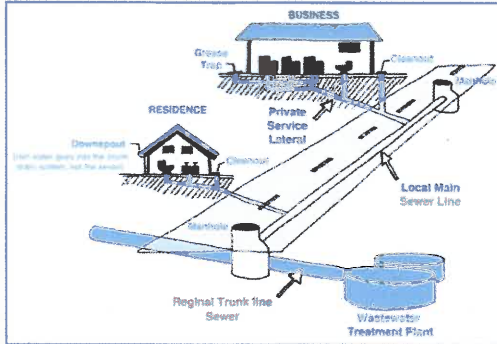
IEUA has prepared this brief set of instructions to help you minimize the impact of the loss by responding promptly to the situation.

- Do not attempt to clean the area yourself, let the cleaning and restoration company handle this.
- Keep people and pets away from the affected area(s).
- Turn off any appliances that use water.
- Turn off heating/air conditioning systems.
- Do not remove items from the area – the cleaning and restoration company will handle this.
- If you had recent plumbing work done, contact your plumber or contractor and inform them of this incident.
- If you intend to file a claim, do so as soon as practical in order to have your claim considered. Submit your completed claim form to the IEUA Manager of Contracts and Facilities Services, 6075 Kimball Avenue, Chino, CA 91708. They can be reached at (909) 993-1600 Monday through Friday.

INSERT CLAIM FORM

How a Sewer System Works

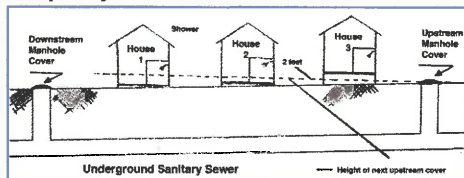
A property owner's sewer pipes are called **service laterals** and are connected to larger local main and regional trunk lines. Service laterals run from the connection at the home to the connection with the public sewer. These laterals are the responsibility of the property owner and must be maintained by the property owner.



Is my home required to have a backflow prevention device?

Section 710.1 of the Uniform Plumbing Code (U.P.C.) states: "Drainage piping serving fixtures which have flood level rims located below the elevation of the next upstream manhole cover or private sewer serving such drainage piping **shall** be protected from backflow of sewage by installing an approved type of backwater valve." The intent of Section 710.1 is to protect the building interior from mainline sewer overflows or surcharges.

Additionally, U.P.C. 710.6 states: "Backwater valves **shall** be located where they will be accessible for inspection and repair at all times and, unless continuously exposed, shall be enclosed in a masonry pit fitted with an adequately sized removable cover."



If you have a sewage spill from your private sewer line that impacts storm drains, waterways or public property, contact:

Inland Empire Utilities District
(909) 993-1600

San Bernardino County Environmental Health

Business Hours: (800) 782-4264

After Hours: (800) 472-2376

California Health and Safety Code, Sections 5410-5416 requires:

- No person shall discharge raw or treated sewage or other waste in a manner that results in contamination, pollution, or a nuisance.
- Any person who causes or permits a sewage discharge to any state waters:
 - Must immediately notify the local health agency of the discharge.
 - Shall reimburse the local health agency for services that protect the public's health and safety.
 - Who fails to provide the required notice to the local health agency is guilty of a misdemeanor and shall be punished by a fine (between \$500-\$1,000) and/or imprisonment for less than one year.

Santa Ana Regional Water Quality Control Board
(951) 782-4130

Requires the prevention, mitigation, response to, and reporting of sewage spills.

California Governor's Office of Emergency Services (CalOES)
(800) 852-7550

California Water Code, Article 4, Chapter 4, Sections 13268-13271 & California Code of Regulations, Title 23, Division 3, Chapter 9.2, Article 2, Sections 2250-2260 require:

- Any person who causes or permits sewage in excess of 1,000 gallons to be discharged to state waters shall immediately notify the Office of Emergency Services.
- Any person who fails to provide the notice required by this section is guilty of a misdemeanor and shall be punished by a fine (less than \$20,000) and/or imprisonment for not more than one year.

Sewer Spill Reference Guide

Your Responsibilities as a Private Property Owner

Provided to you by:

Inland Empire Utilities District

6075 Kimball Avenue

Chino, CA 91708

(909) 993-1600

www.ieua.org

Copyright © 2004-2018
DKF Solutions Group
All rights reserved.

How do sewage spills happen?

Sewage spills occur when the wastewater in underground pipes overflows through a manhole, cleanout, or broken pipe. Most spills are relatively small and can be stopped and cleaned up quickly, but left unattended they can cause health hazards, damage to homes and businesses, and threaten the environment, local waterways, and beaches.

CAUTION!

When trying to locate a sewer problem, never open manholes or other public sewer structures. Only our crews are allowed to open & inspect these structures.

Common causes of sewage spills

- Grease build-up
- Tree roots
- Broken/cracked pipes
- Missing or broken cleanout caps
- Undersized sewers
- Groundwater/rainwater entering the sewer system through pipe defects and illegal connections

Prevent most sewage backups with a Backflow Prevention Device

This type of device can help prevent sewage backups into homes and businesses. If you don't already have a Backflow Prevention Device, contact a professional plumber or contractor to install one as soon as possible.

Protect the environment!

If you let sewage from your property discharge to a gutter or storm drain, you may be subject to penalties and/or out-of-pocket costs for clean-up and enforcement efforts. A property owner may be charged for costs incurred by agencies responding to spills from private properties.

What to look for:

Sewage spills can be a very noticeable gushing of water from a manhole or a slow water leak that may take time to be noticed. Don't dismiss unaccounted-for wet areas. Look for:

- Drain backups inside the building.
- Wet ground and/or water leaking around manhole lids onto your street.
- Leaking water from cleanouts or outside drains
- Unusual odorous wet areas: sidewalks, external walls, ground/landscape around a building.

The following are indicators of a possible obstruction in your sewer line:

- Water comes up in floor drains, showers or toilets.
- Toilets, showers or floor drains below ground level drain very slowly.

What to do if there is a spill:

Immediately notify IEUA. Our crews locate the blockage and determine if it is in the public sewer. If it is, the crew removes the blockage and arranges for cleanup.

If the backup is in your private internal plumbing or in the private service laterals, **you are required to immediately:**

- Control and minimize the spill by shutting off or not using the water
- Keep sewage out of the storm drain system using sandbags, dirt and/or plastic sheeting
- Call a plumbing professional to clear blockages and make repairs as needed. Look in the yellow pages under "Plumbing Drain & Sewer Cleaning" or "Plumbing Contractors."
- Always notify your sewer/public works department or public sewer district of sewage spills.

Spill cleanup inside the home:

For large clean ups, a professional cleaning firm should be contacted to clean up impacted areas. You can locate local firms by looking in the Yellow Pages under "Water Damage" or "Fire Damage." If you hire a contractor, it is recommended to get estimates from more than one company. Sometimes, homeowner's insurance will pay for the necessary cleaning due to sewer backups. Not all policies have this coverage, so check with your agent.

If you decide to clean up a small spill inside your home, protect yourself from contamination by observing the following safety measures. Those persons whose resistance to infection is compromised should not attempt this type of clean up.

Other Tips:

- Keep children and pets out of the affected area until cleanup has been completed.
- Turn off heating/air conditioning systems
- Wear rubber boots, rubber gloves, and goggles during cleanup of the affected area.
- Discard items that cannot be washed and disinfected (such as: mattresses, rugs, cosmetics, baby toys, etc.)
- Remove and discard drywall and insulation that has been contaminated with sewage or flood waters.
- Thoroughly clean all hard surfaces (such as flooring, concrete, molding, wood and metal furniture,

countertops, appliances, sinks and other plumbing fixtures) with hot water and laundry or dish detergent.

- Help the drying process with fans, air conditioning units, and dehumidifiers.
- After completing cleanup, wash your hands with soap and water. Use water that has been boiled for 1 minute (allow the water to cool before washing your hands) OR use water that has been disinfected (solution of 1/8 teaspoon of household bleach per 1 gallon of water). Let it stand for 30 min. If water is cloudy, use ¼ teaspoon of household bleach per 1 gallon of water.
- Wash clothes worn during cleanup in hot water and detergent (wash apart from uncontaminated clothes).
- Wash clothes contaminated with sewage in hot water and detergent. Consider using a Laundromat until your onsite wastewater system has been professionally inspected and serviced.
- Seek immediate attention if you become injured or ill.

Spill cleanup outside the home:

- Keep children and pets out of the affected area until cleanup has been completed.
- Wear rubber boots, rubber gloves, and goggles during cleanup of affected area.
- Clean up sewage solids (fecal material) and place in properly functioning toilet or double bag and place in garbage container.
- On hard surfaces areas such as asphalt or concrete, it is safe to use a 2% bleach solutions, or ½ cup of bleach to 5 gallons of water, but don't allow it to reach a storm drain as the bleach can harm the environment.
- After cleanup, wash hands with soap and water. Use water that has been boiled for 1 minute (allow to cool before washing your hands) OR use water that has been disinfected (solution of 1/8 teaspoon of household bleach per 1 gallon of water). Let it stand for 30 min. If water is cloudy, use ¼ teaspoon of household bleach per 1 gallon of water.
- Wash clothes worn during cleanup in hot water and detergent (wash apart from uncontaminated clothes).
- Wash clothes contaminated with sewage in hot water and detergent. Consider using a Laundromat until your onsite wastewater system has been professionally inspected and serviced.
- Seek immediate attention if you become injured/ill.

Appendix C
Service Vehicle Documents

**Overflow Emergency Response Plan
Public Posting**

DANGER

RAW SEWAGE • AVOID CONTACT



PELIGRO

AGUA CONTAMINADA • EVITE TODO CONTACTO

Inland Empire Utilities Agency, CA

Business Hours: (909) 993-1600

After Hours follow instructions to contact the On-Call Employee

Inland Empire Utilities Agency (IEUA)

On (date) _____, at (location) _____

_____ we responded to a reported blockage of the sanitary sewer service to your property.

We discovered a blockage in:

- The sanitary sewer main and cleared the line
- The IEUA-maintained portion of your sanitary sewer lateral and cleared the line.
- Your portion of the sanitary sewer lateral, which is your responsibility to maintain. We also found IEUA's portion of the lateral and the main to be flowing normally.

If you require assistance to clear your portion of the lateral you can look in the Yellow Pages of your telephone book or on the Internet for "Sewer Contractors" or "Plumbing Drains & Sewer Cleaning." If you plan to hire a contractor we recommend getting estimates from more than one company.

IEUA representative notes: _____

IEUA representative: _____

**For questions or comments, please call
Inland Empire Utilities Agency, CA**

Business Hours: (909) 993-1600

After Hours:

Follow instructions to contact the On-Call Employee

Inland Empire Utilities Agency (IEUA)

On (date) _____, at (location) _____

_____ we responded to a reported blockage of the sanitary sewer service to your property.

We discovered a blockage in:

- The sanitary sewer main and cleared the line
- The IEUA-maintained portion of your sanitary sewer lateral and cleared the line.
- Your portion of the sanitary sewer lateral, which is your responsibility to maintain. We also found IEUA's portion of the lateral and the main to be flowing normally.

If you require assistance to clear your portion of the lateral you can look in the Yellow Pages of your telephone book or on the Internet for "Sewer Contractors" or "Plumbing Drains & Sewer Cleaning." If you plan to hire a contractor we recommend getting estimates from more than one company.

IEUA representative notes: _____

IEUA representative: _____

**For questions or comments, please call
Inland Empire Utilities Agency, CA**

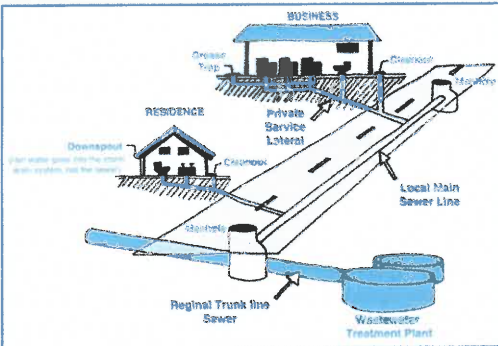
Business Hours: (909) 993-1600

After Hours:

Follow instructions to contact the On-Call Employee

How a Sewer System Works

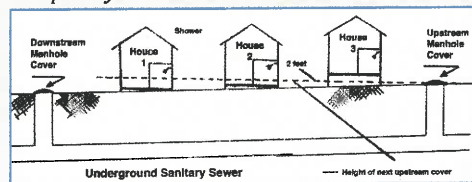
A property owner's sewer pipes are called **service laterals** and are connected to larger local main and regional trunk lines. Service laterals run from the connection at the home to the connection with the public sewer. These laterals are the responsibility of the property owner and must be maintained by the property owner.



Is my home required to have a backflow prevention device?

Section 710.1 of the Uniform Plumbing Code (U.P.C.) states: "Drainage piping serving fixtures which have flood level rims located below the elevation of the next upstream manhole cover or private sewer serving such drainage piping **shall** be protected from backflow of sewage by installing an approved type of backwater valve." The intent of Section 710.1 is to protect the building interior from mainline sewer overflows or surcharges.

Additionally, U.P.C. 710.6 states: "Backwater valves **shall** be located where they will be accessible for inspection and repair at all times and, unless continuously exposed, shall be enclosed in a masonry pit fitted with an adequately sized removable cover."



If you have a sewage spill from your private sewer line that impacts storm drains, waterways or public property, contact:

Inland Empire Utilities District
(909) 993-1600

San Bernardino County Environmental Health
Business Hours: (800) 782-4264
After Hours: (800) 472-2376
California Health and Safety Code, Sections 5410-5416 requires:

- No person shall discharge raw or treated sewage or other waste in a manner that results in contamination, pollution, or a nuisance.
- Any person who causes or permits a sewage discharge to any state waters:
 - Must immediately notify the local health agency of the discharge.
 - Shall reimburse the local health agency for services that protect the public's health and safety.
 - Who fails to provide the required notice to the local health agency is guilty of a misdemeanor and shall be punished by a fine (between \$500-\$1,000) and/or imprisonment for less than one year.

Santa Ana Regional Water Quality Control Board
(951) 782-4130

Requires the prevention, mitigation, response to, and reporting of sewage spills.

California Governor's Office of Emergency Services (CalOES)
(800) 852-7550

California Water Code, Article 4, Chapter 4, Sections 13268-13271 & California Code of Regulations, Title 23, Division 3, Chapter 9.2, Article 2, Sections 2250-2260 require:

- Any person who causes or permits sewage in excess of 1,000 gallons to be discharged to state waters shall immediately notify the Office of Emergency Services.
- Any person who fails to provide the notice required by this section is guilty of a misdemeanor and shall be punished by a fine (less than \$20,000) and/or imprisonment for not more than one year.

Sewer Spill Reference Guide

Your Responsibilities as a Private Property Owner

Provided to you by:

Inland Empire Utilities District

6075 Kimball Avenue
Chino, CA 91708
(909) 993-1600

www.ieua.org

Copyright © 2004-2018
DKF Solutions Group
All rights reserved.

How do sewage spills happen?

Sewage spills occur when the wastewater in underground pipes overflows through a manhole, cleanout, or broken pipe. Most spills are relatively small and can be stopped and cleaned up quickly, but left unattended they can cause health hazards, damage to homes and businesses, and threaten the environment, local waterways, and beaches.

CAUTION!

When trying to locate a sewer problem, never open manholes or other public sewer structures. Only our crews are allowed to open & inspect these structures.

Common causes of sewage spills

- Grease build-up
- Tree roots
- Broken/cracked pipes
- Missing or broken cleanout caps
- Undersized sewers
- Groundwater/rainwater entering the sewer system through pipe defects and illegal connections

Prevent most sewage backups with a Backflow Prevention Device

This type of device can help prevent sewage backups into homes and businesses. If you don't already have a Backflow Prevention Device, contact a professional plumber or contractor to install one as soon as possible.

Protect the environment!

If you let sewage from your property discharge to a gutter or storm drain, you may be subject to penalties and/or out-of-pocket costs for clean-up and enforcement efforts. A property owner may be charged for costs incurred by agencies responding to spills from private properties.

What to look for:

Sewage spills can be a very noticeable gushing of water from a manhole or a slow water leak that may take time to be noticed. Don't dismiss unaccounted-for wet areas. Look for:

- Drain backups inside the building.
- Wet ground and/or water leaking around manhole lids onto your street.
- Leaking water from cleanouts or outside drains
- Unusual odorous wet areas: sidewalks, external walls, ground/landscape around a building.

The following are indicators of a possible obstruction in your sewer line:

- Water comes up in floor drains, showers or toilets.
- Toilets, showers or floor drains below ground level drain very slowly.

What to do if there is a spill:

Immediately notify IEUA. Our crews locate the blockage and determine if it is in the public sewer. If it is, the crew removes the blockage and arranges for cleanup. If the backup is in your private internal plumbing or in the private service laterals, **you are required to immediately:**

- Control and minimize the spill by shutting off or not using the water
- Keep sewage out of the storm drain system using sandbags, dirt and/or plastic sheeting
- Call a plumbing professional to clear blockages and make repairs as needed. Look in the yellow pages under "Plumbing Drain & Sewer Cleaning" or "Plumbing Contractors."
- Always notify your sewer/public works department or public sewer district of sewage spills.

Spill cleanup inside the home:

For large clean ups, a professional cleaning firm should be contacted to clean up impacted areas. You can locate local firms by looking in the Yellow Pages under "Water Damage" or "Fire Damage." If you hire a contractor, it is recommended to get estimates from more than one company. Sometimes, homeowner's insurance will pay for the necessary cleaning due to sewer backups. Not all policies have this coverage, so check with your agent.

If you decide to clean up a small spill inside your home, protect yourself from contamination by observing the following safety measures. Those persons whose resistance to infection is compromised should not attempt this type of clean up.

Other Tips:

- Keep children and pets out of the affected area until cleanup has been completed.
- Turn off heating/air conditioning systems
- Wear rubber boots, rubber gloves, and goggles during cleanup of the affected area.
- Discard items that cannot be washed and disinfected (such as: mattresses, rugs, cosmetics, baby toys, etc.)
- Remove and discard drywall and insulation that has been contaminated with sewage or flood waters.
- Thoroughly clean all hard surfaces (such as flooring, concrete, molding, wood and metal furniture,

countertops, appliances, sinks and other plumbing fixtures) with hot water and laundry or dish detergent.

- Help the drying process with fans, air conditioning units, and dehumidifiers.
- After completing cleanup, wash your hands with soap and water. Use water that has been boiled for 1 minute (allow the water to cool before washing your hands) OR use water that has been disinfected (solution of 1/8 teaspoon of household bleach per 1 gallon of water). Let it stand for 30 min. If water is cloudy, use ¼ teaspoon of household bleach per 1 gallon of water.
- Wash clothes worn during cleanup in hot water and detergent (wash apart from uncontaminated clothes).
- Wash clothes contaminated with sewage in hot water and detergent. Consider using a Laundromat until your onsite wastewater system has been professionally inspected and serviced.
- Seek immediate attention if you become injured or ill.

Spill cleanup outside the home:

- Keep children and pets out of the affected area until cleanup has been completed.
- Wear rubber boots, rubber gloves, and goggles during cleanup of affected area.
- Clean up sewage solids (fecal material) and place in properly functioning toilet or double bag and place in garbage container.
- On hard surfaces areas such as asphalt or concrete, it is safe to use a 2% bleach solutions, or ½ cup of bleach to 5 gallons of water, but don't allow it to reach a storm drain as the bleach can harm the environment.
- After cleanup, wash hands with soap and water. Use water that has been boiled for 1 minute (allow to cool before washing your hands) OR use water that has been disinfected (solution of 1/8 teaspoon of household bleach per 1 gallon of water). Let it stand for 30 min. If water is cloudy, use ¼ teaspoon of household bleach per 1 gallon of water.
- Wash clothes worn during cleanup in hot water and detergent (wash apart from uncontaminated clothes).
- Wash clothes contaminated with sewage in hot water and detergent. Consider using a Laundromat until your onsite wastewater system has been professionally inspected and serviced.
- Seek immediate attention if you become injured/ill.

Appendix D

FIELD SAMPLING KIT

**Field Sampling Kit
Table of Contents**

Form

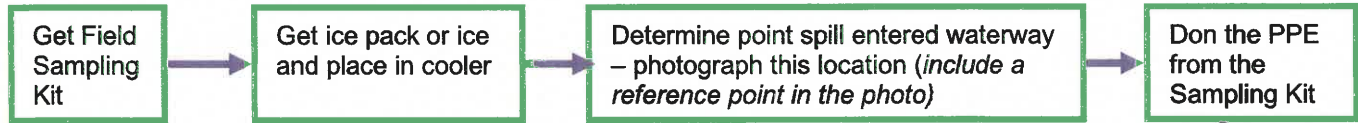
Form Number

Procedures for Sampling Receiving Waters and Posting Warnings after a Sewage Spill	D-1
Sample Collection Chain of Custody Record	-2

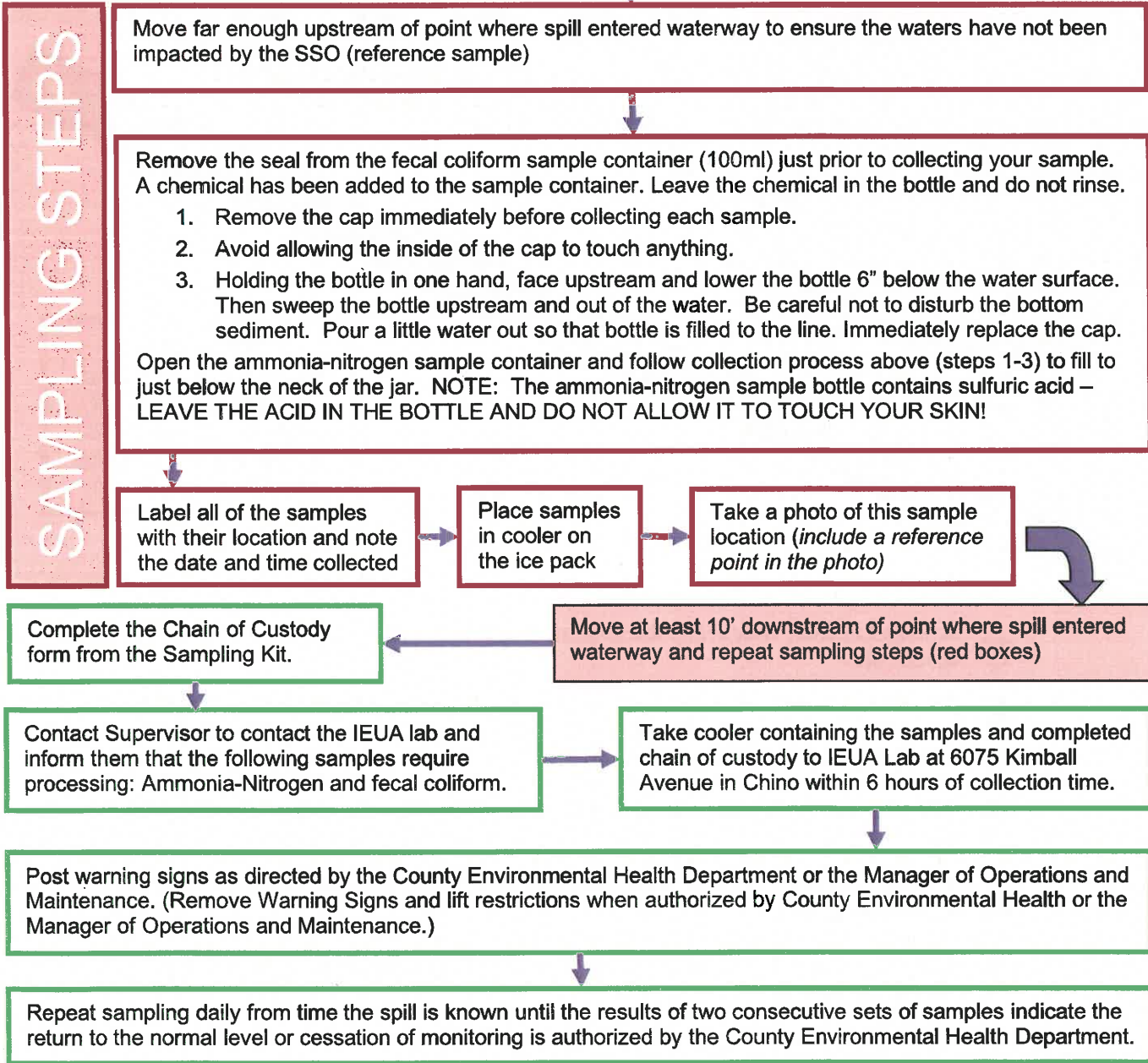
Go to Lab and get the following:

- Ice pack
- Ice
- Sample pole
- Latex gloves
- Long rubber gloves
- Safety glasses
- Waterproof Pen (i.e. Sharpie®)
- Chain of Custody form

**Field Sampling Kit
Procedures for Sampling Receiving Waters and Posting Warnings after a Sewage Spill**

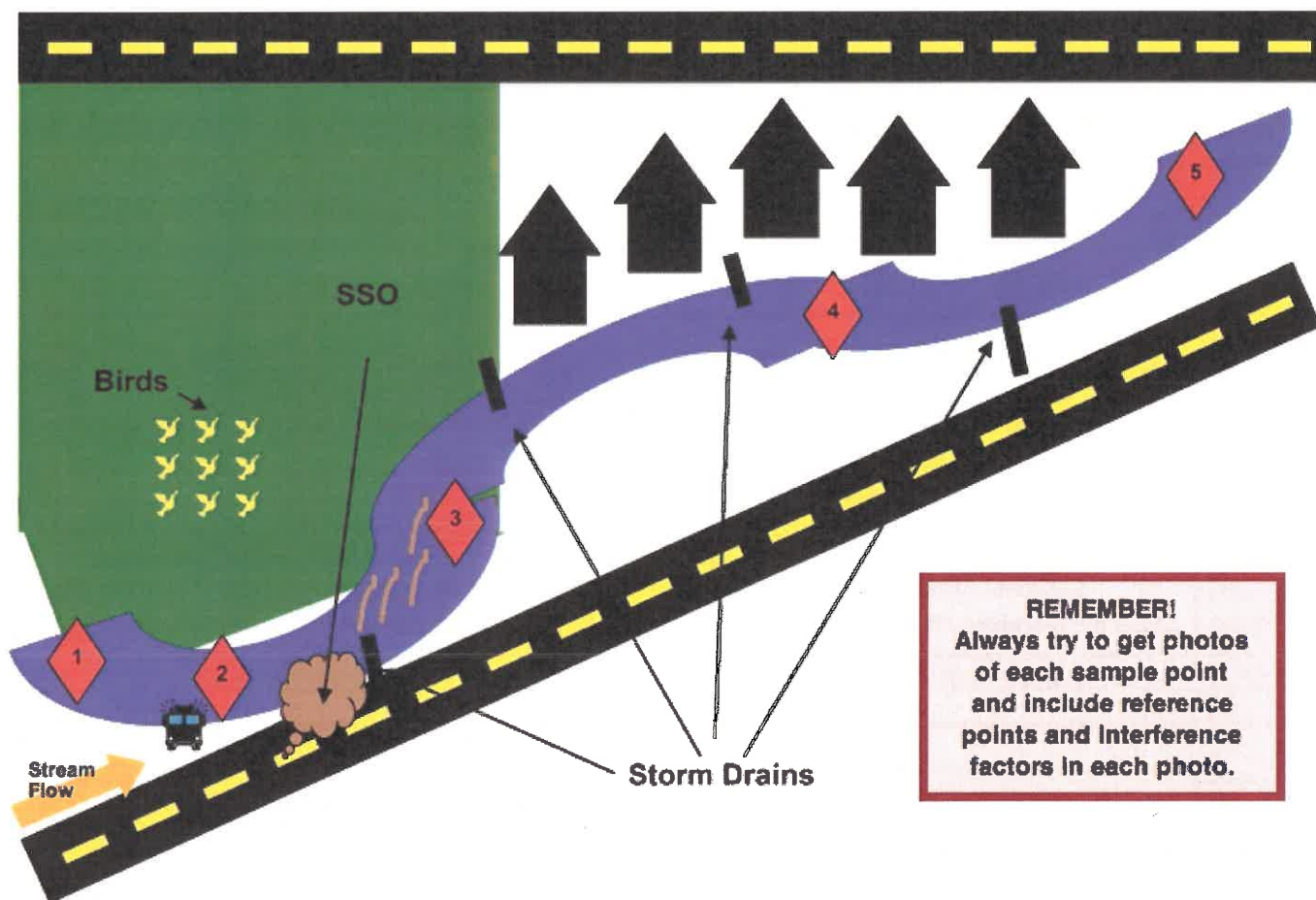


- Collect all samples against the direction of the water flow! (face upstream)
- Collect upstream sample first!
- Collect samples well away from the bank (preferably where water is visibly flowing) and 6" below the surface
- Avoid sampling debris or scum layer from the surface.
- Photograph evidence of dead fish!



Field Sampling Kit
Procedures for Sampling Receiving Waters after a Sewage Spill

This example is provided for illustrative purposes only! Base each sampling event on the geography, drainage and interference factors (i.e. *birds, animals, runoff, etc.*) of the area impacted. Consult Manager of Operations and Maintenance or IEUA Lab as needed.



- 1** Sample Location 1: Baseline Sample, no observable interference from birds, animals, runoff, etc.
- 2** Sample Location 2: Baseline Sample, observable interference from birds, animals, runoff, etc. NOTE: Only collect this sample if you observe any possible interfering factors upstream from the spill location.
- 3** Sample Location 3: Immediately (but at least 10 feet) downstream of any SSO entry point.
- 4** Sample Location 4: Further downstream of any SSO entry point - note any possible interfering factors.
- 5** Sample Location 5: Further downstream of any SSO entry point - note any possible interfering factors.

Field Sampling Kit
Sample Collection Chain of Custody Record

Customer Name		<input type="checkbox"/> Hazardous Waste	PO#	
Customer Address		<input type="checkbox"/> Unknown Material	WO#	
Customer Telephone		Mail Code	LAB INFORMATION	
Program Name			Turnaround Requirement	
Lab Program Coordinator		Phone #	Ship to:	<input type="checkbox"/> Normal (21 days)
Sampled By			Ship Date:	<input type="checkbox"/> Rush: _____
			Courier:	<input type="checkbox"/> Other: _____

LIMS# (Issued by Lab)	SAMPLE COLLECTION INFORMATION							# Containers	Matrix*	Analysis Requested					QA/QC Requirements		Remarks/Notes
	Date	Time	Type		Sample Location	Field pH	Field Temp			Ammonia	Enterococcus				<input checked="" type="checkbox"/>	Lab Standard	
			Composite	Grab											<input type="checkbox"/>	Special (see attached)	
				<input type="checkbox"/>	<input checked="" type="checkbox"/>	Upstream			2	A	<input checked="" type="checkbox"/>	<input checked="" type="checkbox"/>	<input type="checkbox"/>	<input type="checkbox"/>	<input type="checkbox"/>		
				<input type="checkbox"/>	<input checked="" type="checkbox"/>	Entry Point			2	A	<input checked="" type="checkbox"/>	<input checked="" type="checkbox"/>	<input type="checkbox"/>	<input type="checkbox"/>	<input type="checkbox"/>		
				<input type="checkbox"/>	<input checked="" type="checkbox"/>	Downstream			2	A	<input checked="" type="checkbox"/>	<input checked="" type="checkbox"/>	<input type="checkbox"/>	<input type="checkbox"/>	<input type="checkbox"/>		
				<input type="checkbox"/>	<input type="checkbox"/>				2		<input type="checkbox"/>	<input type="checkbox"/>	<input type="checkbox"/>	<input type="checkbox"/>	<input type="checkbox"/>		
				<input type="checkbox"/>	<input type="checkbox"/>				2		<input type="checkbox"/>	<input type="checkbox"/>	<input type="checkbox"/>	<input type="checkbox"/>	<input type="checkbox"/>		
				<input type="checkbox"/>	<input type="checkbox"/>				2		<input type="checkbox"/>	<input type="checkbox"/>	<input type="checkbox"/>	<input type="checkbox"/>	<input type="checkbox"/>		
				<input type="checkbox"/>	<input type="checkbox"/>				2		<input type="checkbox"/>	<input type="checkbox"/>	<input type="checkbox"/>	<input type="checkbox"/>	<input type="checkbox"/>		

*Matrix: P = Potable Water, W = Wastewater, A = Ambient Water, G = Groundwater, S = Soil, B = Biosolids, I = Industrial, O = Other (specify in remarks)

Relinquished	Date	Time

Relinquished to	Date	Time

Transport/Shipping Information		
<input type="checkbox"/> USPS	<input type="checkbox"/> UPS	<input type="checkbox"/> FedEx
Tracing #:		
<input type="checkbox"/> Other:		

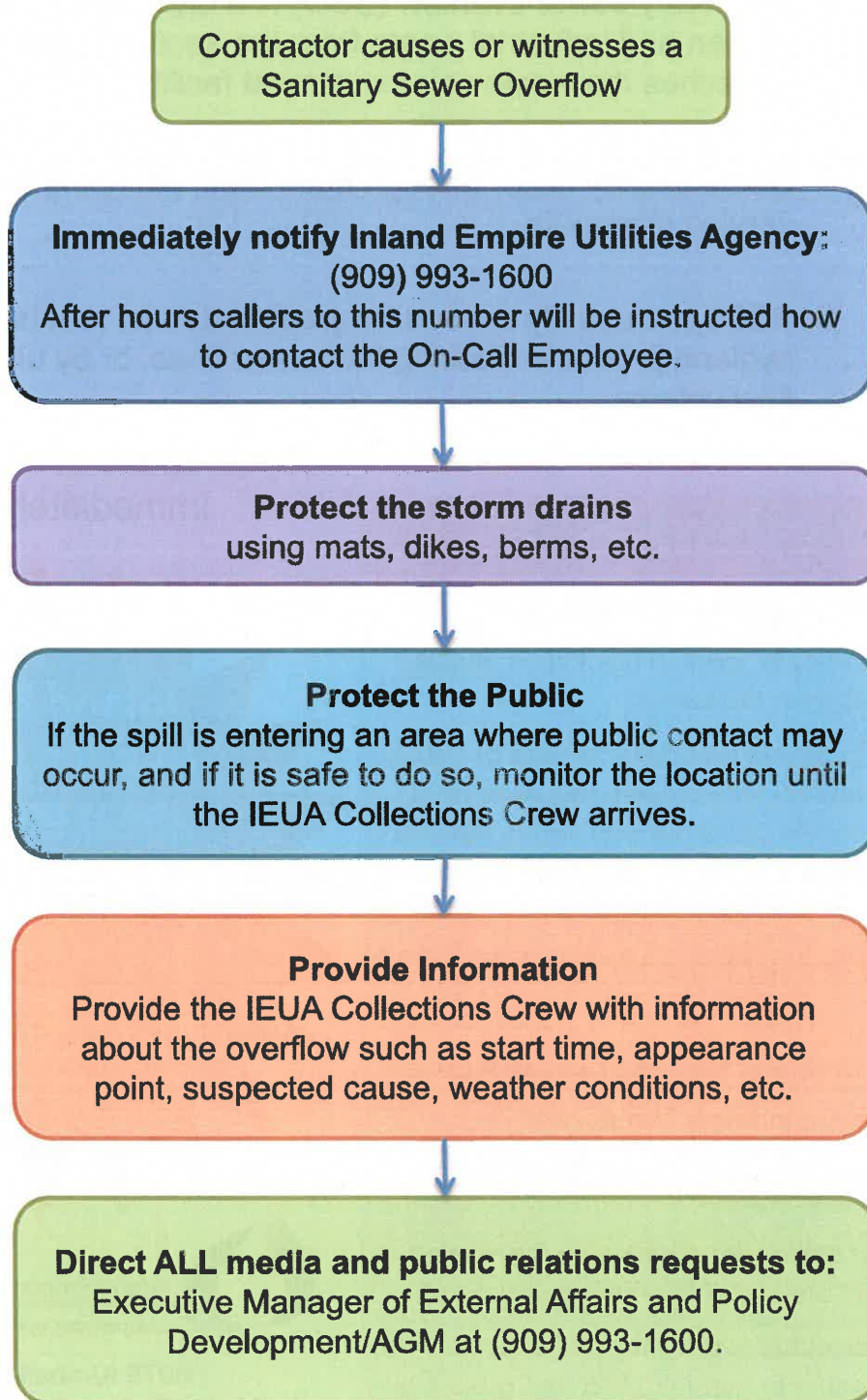
Sample Receiving Documentation

Container intact? <input type="checkbox"/> Yes <input type="checkbox"/> No	Correct container? <input type="checkbox"/> Yes <input type="checkbox"/> No	Field preserved? <input type="checkbox"/> Yes <input type="checkbox"/> No	Custody tape intact? <input type="checkbox"/> Yes <input type="checkbox"/> No
Cooled? <input type="checkbox"/> Yes <input type="checkbox"/> No	Temp. Blank? <input type="checkbox"/> Yes <input type="checkbox"/> No (°C)	Comments:	
Sample distribution: <input type="checkbox"/> Lab bench <input type="checkbox"/> Ice chest <input type="checkbox"/> Walk-in cooler shelf #		Disposal Date:	Disposed by: (inits.)
C-O-C Distribution	Date:	By:	<input type="checkbox"/> Lab Admin File <input type="checkbox"/> Prog/proj Mgr. <input type="checkbox"/> Lab Prog. Coord. <input type="checkbox"/> Delivery courier <input type="checkbox"/> Pick-up courier

Appendix E
CONTRACTOR ORIENTATION

CONTRACTOR ORIENTATION

The following procedures are to be followed in the event that you cause or witness a Sanitary Sewer Overflow.



What to do if you cause or witness a Sanitary Sewer Overflow

What?

A sanitary sewer overflow (SSO) is a discharge of untreated human and industrial waste from the sanitary sewer system before it reaches the wastewater treatment facility.

Where?

SSOs usually occur through manholes, plumbing fixtures and service cleanouts.

Why?

SSOs are usually caused by grease, debris, root balls, or personal hygiene products blocking the sewer lines, or by unusually high flow volume.

How to prevent SSOs:

...when clearing plugged sewer laterals:

- Remove root balls, grease blockages and any other debris from the sewer
- If you can't prevent root balls, grease or debris from entering the sewer main, call us at (909) 993-1600, so we can work with you to remove the blockage and prevent blockages further downstream
- Use plenty of water to flush lines.

...when constructing or repairing sewer laterals:

- Contact the Department Manager of Engineering at (909) 993-1600 for a permit and lateral specifications.
- Check your work area. Make sure there is no debris left in the sewer line before you backfill.
- Avoid offset joints, which may make sewer lines vulnerable to root intrusion and grease or debris accumulation. Properly bed your joints and don't hammer tap.

If you cause or witness an SSO, immediately contact:

**Inland Empire
Utilities Agency
(909) 993-1600**

**After Hours:
follow instructions to
contact the
On-Call Employee**



Inland Empire Utilities Agency
A MUNICIPAL WATER DISTRICT

6075 Kimball Avenue
Chino, CA 91708

www.ieua.org

Appendix F
CUSTOMER COMPLAINT RECORD

Customer Complaint Record

NOTIFICATION

Date: _____

Time: _____ AM PM

Method: Telephone Email Other: _____

COMPLAINANT (check here if reported anonymously)

Name: _____

Address: _____

Telephone: _____

REPORTED COMPLAINT

When did the complainant first notice the SSO? Date: _____ Time: _____ AM PM

Did the SSO reach Waters of the State? Yes No Unknown

Description of the complaint:

RESOLUTION OF THE COMPLAINT:

FEASIBLE AND REMEDIAL ACTIONS TAKEN:

Attachment 10

Appendix F

IEUA Water Quality Monitoring Plan (WQMP)

Attach Document Once Completed & Approved by Board

**CONSENT
CALENDAR
ITEM**

2J



Date: April 17, 2019

To: The Honorable Board of Directors

From: Shivaji Deshmukh, General Manager *SDM*

Committee:

Executive Contact: Randy Lee, Executive Manager of Operations/AGM

Subject: Adoption of Resolution No. 2019-4-1, Recognizing the First Full Week of May as International Compost Week

Executive Summary:

International Compost Awareness Week (ICAW) is the largest and most comprehensive education initiative of the compost industry. It is celebrated nationwide and in other countries each year during the first full week of May. Starting in Canada in 1995, ICAW has continued to grow as more people, businesses, municipalities, schools and organizations are recognizing the importance of composting and the long-term benefits from organics recycling.

The goal of the program is to raise public awareness regarding the benefits of using compost to improve or maintain high quality soil, to grow healthy plants, reduce the use of fertilizer and pesticides, improve water quality and protect the environment. The program includes a poster contest, programs at schools and activities and events promoted through governments, public municipalities and local businesses nationwide.

Staff's Recommendation:

Adopt Resolution No. 2019-4-1, recognizing the first full week of May as International Compost Awareness Week.

Budget Impact Budgeted (Y/N): Y Amendment (Y/N): Y Amount for Requested Approval:

Account/Project Name:

Fiscal Impact (explain if not budgeted):

Full account coding (internal AP purposes only): - - - Project No.:

Prior Board Action:

On April 20, 2018, the Board adopted Resolution No. 2018-5-2, proclaiming May 6, 2018 through May 12, 2018, as International Compost Awareness Week.

Environmental Determination:

Not Applicable

Business Goal:

IEUA is committed to providing a reliable and cost-effective water supply and promoting sustainable water use throughout the region.

IEUA is committed to enhancing and promoting environmental sustainability and the preservation of the region's heritage.

Attachments:

Attachment 1 - Resolution No. 2019-4-1

RESOLUTION 2019-4-1

**RESOLUTION OF THE BOARD OF DIRECTORS OF
THE INLAND EMPIRE UTILITIES AGENCY*, SAN
BERNARDINO COUNTY, CALIFORNIA,
RECOGNIZES THE FIRST FULL WEEK OF MAY AS
INTERNATIONAL COMPOST AWARENESS WEEK**

WHEREAS, the Composting Council of the United States, Canada and the United Kingdom have declared the first full week of May to be the annual International Compost Awareness Week; and

WHEREAS, composting is an effective form of waste reduction, reuse and recycling; and, since organic materials make up approximately 30% of the material going to landfills, composting is becoming one of the primary methods communities use in reaching waste diversion goals; and

WHEREAS, California intends to almost double its compost production capacity in the next 10 years; and

WHEREAS, communities, through their local governments, highway departments, soil conservation services and extension offices, and public works professionals, can have significant impact on clean water, soil, climate change and landfill diversion by using compost for public works projects; and

WHEREAS, composting is recognized by the California Air Resources Board as an important tool to sequester massive amounts of carbon in California's soils to help immediately reverse global warming by drawing down excess carbon dioxide from the atmosphere; and

WHEREAS, each year a national theme is developed highlighting the benefits of composting.

NOW, THEREFORE, BE IT RESOLVED, that the Board of Directors of the Inland Empire Utilities Agency does hereby annually recognize the first full week of May as International Compost Awareness Week.

ADOPTED this 17th day of April, 2019.

Paul Hofer, President of the
Inland Empire Utilities Agency* and on
behalf of the Board of Directors thereof.

ATTEST:

Kati Parker, Secretary/Treasurer of the
Inland Empire Utilities Agency* and on
behalf of the Board of Directors thereof.

(SEAL)

STATE OF CALIFORNIA
COUNTY OF

)
)SS

SAN BERNARDINO)

I, Kati Parker, Secretary/Treasurer of the Inland Empire Utilities Agency*, DO
HEREBY CERTIFY that the foregoing Resolution being No. 2019-4-1 was adopted at a
regular Board Meeting on April 17, 2019, of said Agency by the following vote:

AYES:

NOES:

ABSTAIN:

ABSENT:

Kati Parker, Secretary/Treasurer of the
Inland Empire Utilities Agency* and on
behalf of the Board of Directors thereof.

(SEAL)

*A Municipal Water District

**ACTION
ITEM**

3A



Date: April 17, 2019

To: The Honorable Board of Directors

From: Shivaji Deshmukh, General Manager

KB457

Committee: Engineering, Operations & Water Resources
Finance & Administration

04/10/19

04/10/19

Executive Contact: Chris Berch, Executive Manager of Engineering/AGM

Subject: Chino Basin Program Memorandum of Understanding

Executive Summary:

In July 2018, the California Water Commission approved a conditional funding award in the amount of \$206.9M for the Chino Basin Program (CBP). In order to secure the final funding award, IEUA needs to complete the technical feasibility studies, institutional agreements, and environmental permitting by 2020. One of the first milestones established was to obtain stakeholder engagement and support for the CBP. Staff initiated the CBP Workgroup meetings in December 2018, thereby establishing a working group that would collaborate in the development of the project components, funding assistance for local projects, and performance requirements. As part of the stakeholder engagement process, a collaborative CBP Memorandum of Understanding (MOU) was developed. The MOU sets the path to start the collaboration, develop the strategy for the CBP implementation and secure the funding award. Of the local agencies within the Chino Basin, eight of the agencies' governing bodies have approved the MOU and six agencies are scheduled for April 2019.

The next step in the process will be a CBP Agreement among the parties by late 2019, which is essential for successful agreements with the State Water Project Contractors and administering agencies.

Staff's Recommendation:

Approve the Chino Basin Program Memorandum of Understanding to facilitate the collaborative process for the development and implementation of the CBP.

Budget Impact *Budgeted (Y/N): Y* *Amendment (Y/N): N* *Amount for Requested Approval:*

Account/Project Name:

There is no impact to budget with this action.

Fiscal Impact (explain if not budgeted):

N/A

Prior Board Action:

On March 20, 2019, IEUA's Board of Directors approved a budget of \$15M and preliminary design services contract to Brown and Caldwell for a not-to-exceed amount of \$3,978,506.

On February 20, 2019, IEUA's Board of Directors approved the contract amendment to Means Consulting, Inc. for a not-to-exceed amount of \$189,514 for professional support services of the CBP.

Environmental Determination:

Statutory Exemption

CEQA exempts a variety of projects from compliance with the statute. This project qualifies for a Statutory Exemption as defined in Section 15262 of the State CEQA Guidelines.

Business Goal:

The CBP supports IEUA's business goal of Water Reliability, of implementing an integrated water resources management plan providing a reliable and cost-effective water supply and promoting sustainable water use throughout the region.

Attachments:

Attachment 1 - Presentation

Attachment 2 - CBP Memorandum of Understanding



Chino Basin Program Memorandum of Understanding

Sylvie Lee
Manager of Planning & Environmental Resources

April 17, 2019






Chino Basin Program

California Water Commission Funding Requirements by 2020:

- Technical Feasibility Studies
- Institutional Agreements for CBP Operation
- Environmental Permitting





Collaboration is Essential for Program Success

Partnerships

Member Agencies

CBP Workgroup

- ✓ **Goal:** Collaborative Process for Decision Making
- ✓ **Result:** Commitments and Terms by 2019

Watermaster

Reoccurring Meetings

- ✓ **Goal:** In Line with OBMP
- ✓ **Result:** Collaborative Basin Management

MWD


- ✓ **Goal:** Refine and Develop Project Operations
- ✓ **Result:** Commitments and Terms for Project Operations

Environmental

- ✓ **Goal:** OBMP Programmatic EIR and CBPs PEIR
- ✓ **Result:** PEIR Aligned with Adopted Master Plans




Local Stakeholder Key Process Steps




1
MOU

Intent to collaborate
in development of
specific terms



2
AGREEMENT
TERMS

Terms to be included in
an Agreement



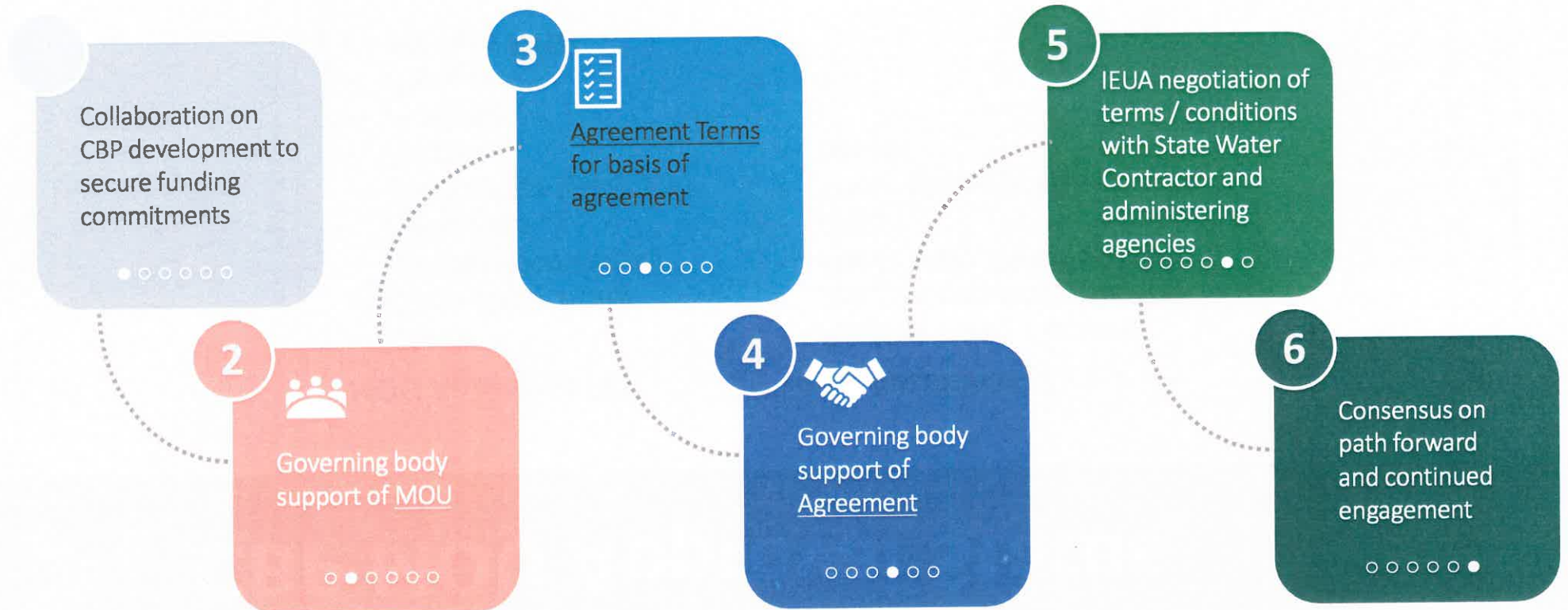
3
AGREEMENT

Develop Agreement that
supports IEUA negotiations
with MWD and other state
stakeholders



Objectives of CBP Workgroup

Partnerships





CBP MOU Approval Status

MOU Approved (8)

- *Chino*
- *Chino Basin Water Conservation District*
- *Chino Hills*
- *Cucamonga Valley WD*
- *Fontana*
- *Montclair*
- *Pomona*
- *Western MWD*



MARCH 2019

To be Approved (6)

- *Fontana Water Company*
- *Jurupa Community Services District*
- *Monte Vista Water District*
- *Ontario*
- *Three Valleys MWD*
- *Upland*



APRIL 2019



Staff Recommendation

*CBP supports IEUA's business goal of **Water Reliability**, of implementing an integrated water resources management plan providing a reliable and cost-effective water supply and promoting sustainable water use throughout the region.*

Approve the Chino Basin Program Memorandum of Understanding to facilitate the collaborative process for development and implementation of the CBP

Chino Basin Program
Memorandum of Understanding

This Memorandum of Understanding (“MOU”) is entered into effective _____, 2019, between various Chino Basin stakeholders (“Stakeholders”) and the Inland Empire Utilities Agency (“IEUA”) (collectively, the “Parties”).

Whereas, Parties have developed and approved various planning documents that have identified the need for investment in infrastructure within the Chino Basin. These investments would help address various sustainability objectives of the Chino Basin Optimum Basin Management Program (OBMP), such as, recycled water compliance, groundwater quality, storage and recovery programs, and subsidence mitigation. The Parties are currently in the process of updating the OBMP.

WHEREAS, IEUA received a conditional funding approval of \$207 million through the California Proposition 1 Water Storage Investment Program.

WHEREAS, IEUA has established the Chino Basin Program (“CBP”) Workgroup to help provide local input in the development of a regional program that best meets the current and future needs of the individual Stakeholders and the Chino Basin as a whole.

WHEREAS, formal funding approval of the CBP requires development of a refined project, including operations, finance, environmental permitting and all associated institutional agreements. A formal CBP Agreement amongst the Parties is essential for successful agreements with State Water Project Contractors and administering agencies.

WHEREAS, this MOU is substantively non-binding on the Parties, but expresses the agreement and commitment of the Parties to initiate the process to work collaboratively, in good faith, to identify issues of common concern, and goals and solutions which are of common benefit to the Parties, and which may ultimately be implemented through the CBP.

NOW, THEREFORE, the Parties hereby make the following mutual commitments:

1. Work together in good faith to cooperatively plan and evaluate a strategy for the successful development of the CBP and receipt of the \$207 million funding.
2. Collaborate to refine the CBP components, including, but not limited to, water supply sources, infrastructure requirements operations, performance obligations, program costs and Basin impacts to optimize the benefits for the Chino Basin and the individual Stakeholders.
3. Develop a CBP Agreement.
4. Support securing additional grants and other funding sources for the CBP.
5. All Parties will work together in good faith to ensure that the CBP Agreement is negotiated and ready for potential execution by Summer 2019, recognizing the urgency of completing the institutional agreements by 2020.

This MOU may be signed in identical counterparts, each of which shall be deemed to be an original and shall constitute one MOU.

Executed this _____ day of April 2019 by:

Inland Empire Utilities Agency

Signature

Date

Name: Shivaji Deshmukh

Title: General Manager

**INFORMATION
ITEM**

4A



Date: April 17, 2019

To: The Honorable Board of Directors
Committee: Finance & Administration

From: Shivaji Deshmukh, General Manager

04/10/19

KB/S/D

Executive Contact: Christina Valencia, Executive Manager of Finance & Administration/AGM

Subject: Review of Proposed Biennial Budget for Fiscal Years 2019/20 and 2020/21 for Regional Wastewater, Recycled Water, and Recharge Water Funds

Executive Summary:

The Agency's proposed biennial budget for fiscal year (FYs) 2019/20 and 2020/21 is consistent with the the Agency's long-term planning documents and Board-adopted business goals of fiscal responsibility, work environment, water reliability and wastewater management. A Board workshop was held on April 3, 2019 on the proposed consolidated biennial budget for all Agency funds. The focus of this review is the proposed biennial budget for the Regional Wastewater, Recycled Water, and Recharge Water programs. The proposed budget will be presented to the Regional Technical and Regional Policy Committees on April 25, and May 2, 2019, respectively.

No changes are proposed to the adopted multi-year rates for FY 2019/20. There is also no change in the pace of new development based on the member agency's growth forecasts for the next 10 years. For the funds under review, the proposed budget shows a total net increase in fund reserves of \$12.2 million in FY 2019/20 and \$2.5 million in FY 2020/21. The increase is primarily due to anticipated loan and grant proceeds to support the Regional Plant No. 5 expansion and recycled water capital intertie projects. An in-depth discussion on each fund is provided in the "Background" section.

Staff's Recommendation:

This is an information item for the Board of Directors to review and provide comments.

Budget Impact *Budgeted* (Y/N): N *Amendment* (Y/N): N *Amount for Requested Approval:*

Account/Project Name:

Fiscal Impact (explain if not budgeted):

None.

Prior Board Action:

On June 20, 2018, the Board of Directors approved budget amendments to the Agency's FY 2018/19 adopted budget approved in 2017.

On June 21, 2017, the Board of Directors approved the Agency's biennial budget for FYs 2017/18 and 2018/19.

Environmental Determination:

Not Applicable

Business Goal:

The proposed budget for these programs is consistent with the IEUA Business Goals of Fiscal Responsibility, Water Reliability, Wastewater Management, Environmental Stewardship, and Business Practices.

Attachments:

Attachment 1 - Background

Attachment 2 - PowerPoint

Background

Subject: Review of Proposed Biennial Budget for Fiscal Years 2019/20 and 2020/21 for the Regional Wastewater, Recycled Water, and Recharge Water Funds

The U.S. economy has been on a steady growth path since 2014, with the Inland Empire outpacing both the nation's and state economic growth. Over this same period, the Agency's service area has recorded an average of 5,000 new wastewater connections representing a major portion of the growth countywide. Despite some signals of a possible US economic slowdown in the next two years, growth forecasts from the contracting member agencies reflect continued steady growth with nearly 53,000 new connections projected over the next 10 years. This anticipated growth was a key driver in updating the Agency's long-term planning documents in 2015, some of which include the Wastewater Facilities Master Plan, Asset Management Plan (AMP), Recycled Water Program Strategy, and the Integrated Water Resources Plan (IRP). The capital projects identified in these long-term planning documents support expansion of the Regional Wastewater System to meet future growth, and repair, replacement and rehabilitation of aging equipment and facilities to maintain current and service levels.

The proposed biennial budget for Fiscal Years (FYs) 2019/20 and 2020/21 and the Ten-Year Capital Improvement Plan (TYCIP) for FYs 2019/20 – 2028/29 is consistent with the Agency's long-term planning documents, and the Board-adopted 2016 Business Goals of fiscal responsibility, work environment, water reliability, and wastewater management. Some of the key objectives of the proposed biennial budget include:



The focus of this review is the proposed biennial budget for the Regional Wastewater, Recycled Water, and Recharge Water programs. These will be presented to the Regional Technical and Regional Policy Committees on April 25, and May 2, 2017, respectively.

Regional Wastewater Program

In accordance with the Regional Sewage Service Contract (Regional Contract), the Regional Wastewater Program is comprised of two funds; the Regional Wastewater Capital Improvement (Wastewater Capital) fund and the Regional Wastewater Operations and Maintenance (Wastewater Operations) fund, components of each fund are shown below in Table 1.

Table 1: Regional Wastewater Program Components

Description	Wastewater Capital	Wastewater Operations
Accounts for the Agency's regional wastewater system's	Acquisitions, construction, improvement, and expansion.	Collection, treatment, and disposal of domestic sewage treatment for the contracting agencies, capital replacement and rehabilitation costs, and organics management.
Primary Revenues & Other Funding Sources	New *EDU connection fees, property taxes, debt proceeds, and grant receipts.	Monthly *EDU sewer rate, property taxes, and contract reimbursements.
Primary Expenses and Other Uses of Funds	Capital project costs, debt service, and program support.	O&M costs including; employment, chemicals, utilities, materials & supplies, etc.

*EDU = Equivalent dwelling unit is the estimated volumetric impact of a single residence.

Regional Wastewater Capital Improvement Fund (Wastewater Capital Fund)

Total revenues for the Wastewater Capital fund are projected to increase by approximately 13 percent in the proposed biennial budget. A key assumption is the continued pace of new development in the Agency's service area with 4,000 new equivalent dwelling unit (EDU) connections projected. This projection is lower than the member agencies forecast of 6,149 units. While the Agency applies member agencies growth forecasts to plan expansion of its facilities; a lower growth forecast is applied to revenue forecasts. This conservative approach ensures facilities are ready to meet the increased service demands from future growth and provides flexibility in financing options. Based on the 5-year rates adopted in June 2015, revenues from wastewater connection fees are estimated at \$27.8 million in FY 2019/20, and \$28.7 million in FY 2020/21 as summarized in Table 2. An increase of 3 percent in assessed valuations accounts for the higher property tax receipts projected over the next two fiscal years. Property tax receipts allocated to the Wastewater Capital fund first support annual debt service costs, then capital project costs. Also included are State Revolving Fund (SRF) loan proceeds of \$9.8 million in FY 2019/20, and \$80.3 million in FY 2020/21 to support construction of the RP-5 Expansion project.

Table 2: Wastewater Capital Fund Major Funding Sources

Major Funding Sources (\$Millions)	FY 2019/20	FY 2020/21	Key Assumptions
Wastewater Connection Fees	\$27.8	\$28.7	4,000 new EDU connections at an adopted fee of \$6,955 per EDU in FY 2019/20 and an estimated 3% increase in FY 2020/21 (to be determined by the 2019 Rate Study).
Property Tax	34.0	35.1	Annual allocation of total property taxes to the Wastewater Capital fund will continue at 65% to total property tax receipts.
Debt and Grant Proceeds	9.8	80.3	SRF loan proceeds for the RP-5 Liquid and Solid Treatment capacity expansion projects.

Major Funding Sources (\$Millions)	FY 2019/20	FY 2020/21	Key Assumptions
Inter-Fund Transfers and Other	5.4	11.7	Interfund transfer from Wastewater Operations fund to support the *CCWRF Asset Management Improvement project and interest revenues.
Total	\$77.0	\$155.8	

*CCWRF- Carbon Canyon Water Recycling Facility

As reported in Table 3, a major expenditure in the Wastewater Capital fund is the capital investment plan (CIP) which account for about 50 percent of proposed budget. A total of \$25.3 million in capital project costs is budgeted in FY 2019/20 and \$102.7 million in FY 2020/21. The proposed CIP budget includes construction of the RP-5 Expansion project slated to begin 2020. Other major projects summarized in Table 4.

Table 3: Wastewater Capital Fund Major Expenses and Other Uses of Funds

Major Uses of Funds (\$Millions)	FY 2019/20	FY 2020/21	Key Assumptions
Program Support	\$6.0	\$6.0	Includes employment, professional services, etc. in support of the (CIP)
Capital Improvement Plan (CIP)	25.3	102.7	Major capital projects summarized in Table 4
Debt Service	12.3	12.5	Includes principal and interest for the 2008B, 2010A and 2017A bonds, and SRF loan for RP-5 Expansion project
Other	13.7	12.1	Inter-fund transfers for capital and debt service support to other funds, including cost share of the Water Quality Lab project budgeted in the Wastewater Operations fund.
Total	\$57.3	\$133.3	

Table 4: Wastewater Capital Fund Major Capital Projects

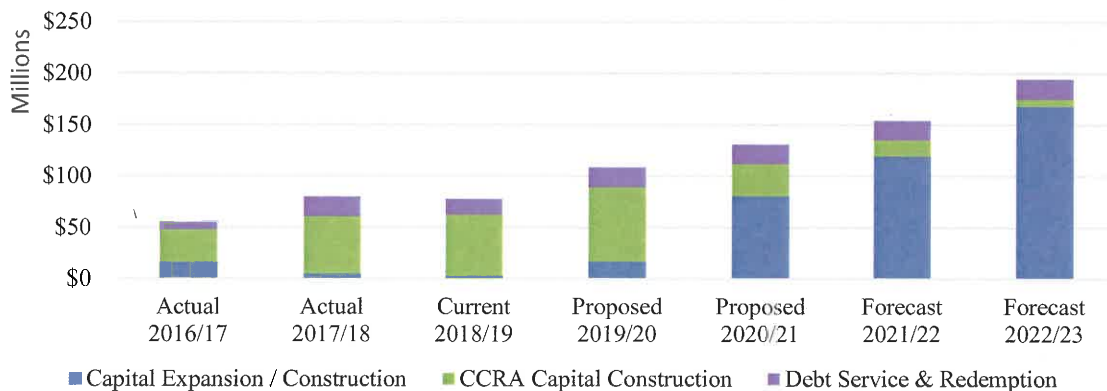
Major Projects (\$Millions)	FY 2019/20	FY 2020/21	FY 2021/22 to FY 2023/24	TYCIP Total
RP-5 Expansion Construction	\$11.0	\$90.0	\$203.9	\$304.9
*CCWRF Asset Management Improvements	6.8	7.5	12.5	26.8
RP-1 Flare Improvements	5.0	-	-	5.0

Major Projects (\$Millions)	FY 2019/20	FY 2020/21	FY 2021/22 to FY 2023/24	TYCIP Total
Collection System Upgrades	0.5	0.5	4.0	5.0
RP-1 Solids & Liquid Treatment Expansion	0.2	-	80.3	80.5
All Other Capital Projects	1.8	4.7	89.4	95.9
Major Capital Projects	\$24.8	\$102.2	\$386.1	\$513.1

*CCWRF- Carbon Canyon Water Recycling Facility

The Wastewater Capital ending fund balance for FY 2019/20 is estimated at \$108.4 million, and \$130.8 million for FY 2020/21 as shown in Figure 1. The estimated increase in FY 2019/20 is due to loan proceeds issued to support construction of the RP-5 Expansion project slated to begin in 2020.

Figure 1: Wastewater Capital Fund Reserve by Type



Regional Wastewater Operations & Maintenance Fund (Wastewater Operations)

Total revenues and other funding sources in the Wastewater Operations fund are estimated at \$85.7 million and \$87.6 million for FYs 2019/20 and 2020/21, respectively. This includes \$2.4 million of grant receipts for the South Archibald Trichloroethylene (TCE) Plume Clean-Up project. Table 5 summarizes the Wastewater Operations fund proposed major revenues and other funding sources for FYs 2019/20 and 2020/21.

Table 5: Wastewater Operations Fund Major Revenues and Other Funding Sources

Major Funding Sources (\$Millions)	FY 2019/20	FY 2020/21	Key Assumptions
Monthly EDU	\$67.8	\$70.0	Includes EDU rate of \$20.00 in FY 2019/20 and 3% increase in FY 2020/21 (to be determined by the 2019 Rate Study).
Grants	1.3	1.1	Grant proceeds for the South Archibald TCE Plume Clean-Up project.
Property Tax	9.5	9.5	Maintain the \$9.5 million allocation as adopted by the Board on June 15, 2016.
Cost Reimbursement from IERCA*	4.1	4.2	Reimbursement of the IERCA labor costs.
Other	3.0	2.8	Includes interest revenue, contract cost reimbursement, and lease revenue.
Total	\$85.7	\$87.6	

*Inland Empire Regional Composting Authority

Major expenses in the Wastewater Operations fund include operating and maintenance expenses, capital R&R project costs, organic management activities, and debt service costs. Total expenses and other uses of funds are \$98.9 million in FY 2019/20 and \$102.8 million in FY 2020/21. Proposed expenses and other uses of funds for FYs 2019/20 and 2020/21 are shown in Table 6.

Table 6: Wastewater Operations Fund Major Expenses & Other Uses of Funds

Major Uses of Funds (\$Millions)	FY 2019/20	FY 2020/21	Key Assumptions
Operations & Maintenance (O&M)	\$62.2	\$63.6	Includes employment, chemicals utilities, professional and contract labor costs, and other O&M costs
O&M project costs	5.7	6.4	Includes the South Archibald TCE Plume Clean-Up project.
Capital Rehabilitation & Replacement (R&R) project costs	29.0	23.4	Based on Asset Management Plan
Debt Service	1.4	1.4	Includes principal and interest for the 2017A bonds and SRF loan for the water quality laboratory
Other	0.6	8.0	Inter-fund transfers for capital project support to the Administrative Services and share of the RP-5 Expansion project and CCWRF Asset Management Improvement project
Total	\$98.9	\$102.8	

A total of \$29.0 million in capital project costs is budgeted in FY 2019/20 and \$23.4 million is projected for FY 2020/21. Major capital projects are listed in Table 7.

Table 7: Wastewater Operations Fund Major Capital Projects

Major Projects (\$Millions)	FY 2019/20	FY 2020/21	FY 2021/22 to FY 2023/24	TYCIP Total
RP-1 Mechanical Restoration Upgrades	\$8.9	\$1.0		\$9.9
RP-4 Influent Screen Replacement	2.9			2.9
RP-1 Primary Effluent Conveyance Improvement	2.7			2.7
RSS Haven Avenue Repair & Replace from Airport to Mission	2.0	4.0		6.0
SCADA Enterprise System	2.0	3.5	3.0	8.5
RP-4 Process Improvements	1.9	1.0	3.2	6.1
All Other Capital Projects	8.6	13.9	49.2	71.7
Total	\$29.0	\$23.4	\$55.4	\$107.8

Cost of Service Review

In March 2015, the Board adopted monthly sewage EDU rates for five years (FYs 2015/16 – 2019/20) as summarized in Table 8.

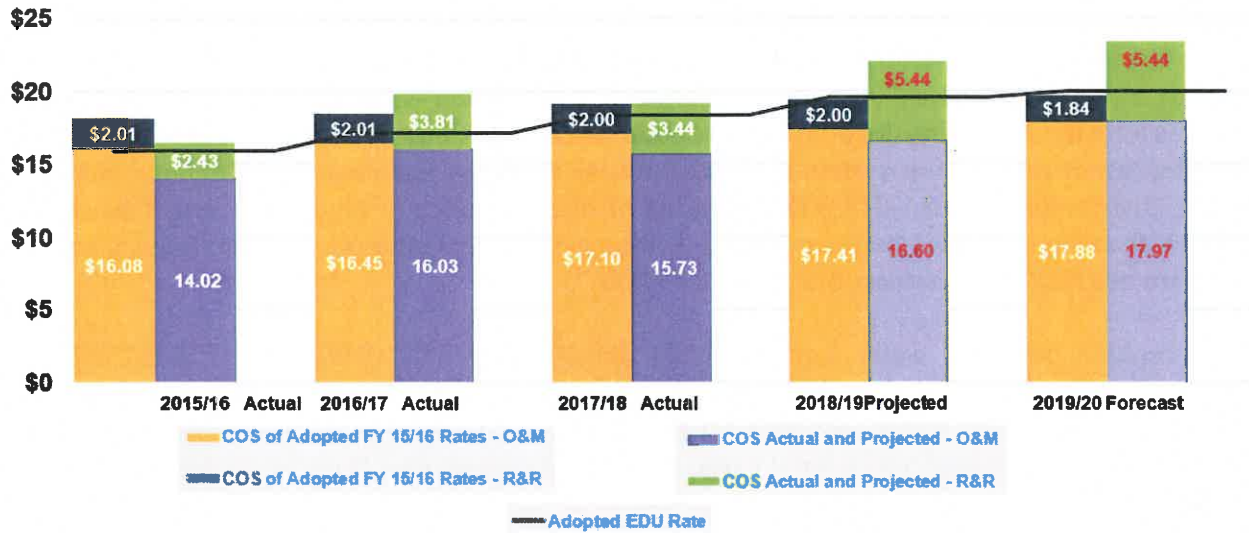
Table 8: Adopted Monthly EDU Sewage Rates

Rate Description	FY 2015/16	FY 2016/17	FY 2017/18	FY 2018/19	FY 2019/20
EDU Volumetric Rate	\$15.89	\$17.14	\$18.39	\$19.59	\$20.00
Rate Increase	\$1.50	\$1.25	\$1.25	\$1.20	\$0.41
Effective Date	10/01/15	7/01/16	7/01/17	7/01/18	7/01/19

The key objective of the multi-year rates was to establish a rate that fully covered the cost of providing the service. Historically, property taxes have been used to support costs not covered by rates. FY 2019/20 is the last year of the multi-year rates adopted in 2015. The rate study approved by the Board in January 2019 and currently underway will assess and evaluate the current wastewater and water connection fees and the monthly service fees to ensure they appropriately recover the cost of service for each of the programs, as well as support the Agency's long-term capital improvement plan. Part of the rate study also includes evaluation of the Chino Basin program (CBP) estimated impact to rates and fees.

Figure 2 shows the projected cost of service for the Wastewater Operations fund when the FY 2015/16 budget was adopted. The projected cost of service included two components: O&M (red) and R&R project (dark blue) costs. The R&R component was calculated using an average of 10 years cost for recurring projects and an average of 5 years for non-recurring projects, with the objective to "smooth" the variability of these type of costs from year to year. Also included is a comparison of the actual cost of service for FYs 2015/16 – 2017/18, projected actuals for FY 2018/19 and updated forecast for FY 2019/20. Breakdown is provided to show the different components included in the original 2015 calculation: O&M expenses (purple) and R&R projects (green). Not included in the projected cost of service are the contributions to the Wastewater Capital fund for the operations share of the RP-5 Expansion project.

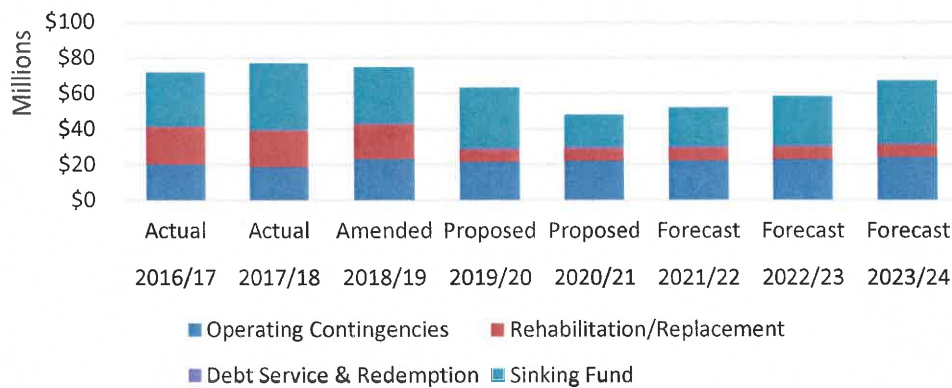
Figure 2: Monthly EDU Sewage Cost of Service



Fiscal year 2015/16 was the first of the five-year rates. As reported, actual cost of service of starting in FY 2015/16 through FY 2017/18 exceeded the adopted rates. The updated cost of service projections for FYs 2018/19 through 2019/20 exceed the 2015 forecasts, primarily due to the higher R&R projects costs than estimated in 2015 as reported on Table 8 (Major Expenses) and Table 9 (Major Capital Projects), and higher employment costs due to a combination of higher benefit costs, negotiated cost of living and merit increases, and a reduction in the vacancy factor to support succession planning by filling needed vacant positions.

The projected Wastewater Operations fund ending fund balance is estimated at \$63.1 million and \$47.9 million for FYs 2019/20 and 2020/21, respectively. The projected decrease in fund balance is due to contributions to the Wastewater Capital fund for the Wastewater Operations fund share of the RP-5 Expansion and planned R&R projects, such as the CCWRF Asset Management and Improvements project costs.

Figure 3: Wastewater Operations Fund Reserves by Type



Recycled Water Fund

A continued key initiative for the Agency is to optimize the beneficial reuse of recycled water and provide a cost effective and sustainable alternative to imported water for the region. Included in IEUA's long term planning documents is the continued expansion and improvement of the regional recycled water distribution system and groundwater recharge facilities. The Regional Recycled Water Distribution System (RRWDS) consists of over 89 miles of pipeline, 4 reservoir storage tanks with storage capacity between 2 and 5 million gallons, and multiple pump stations. Currently there are over 800 user connections to the RRWDS.

Total regional recycled water acre feet (AF) deliveries in FY 2019/20 and FY 2020/21 are projected to be 35,800 and 36,000 generating revenues of \$18.1 million and \$18.8 million, respectively. Recycled water deliveries for direct use has declined in the recent years primarily due to trends in decreased agricultural usage due to land conversions from farm sites to developed parcels.

Water connection fee revenues collected to support capital investments in the Agency's regional water distribution system for FY 2019/20 are projected to be \$7.9 million and \$8.0 million for FY 2020/21. Water connection fee rates are set per meter equivalent unit (MEU). One MEU is equivalent to a 5/8" and 3/4" meter size (standard residential meter size). Revenues and other funding sources of the Recycled Water fund are summarized in Table 9.

Table 9: Recycled Water Fund Major Revenues & Other Funding Sources

Major Funding Sources (\$Millions)	FY 2019/20	FY 2020/21	Key Assumptions
Recycled Water Sales	\$18.1	\$18.8	FY 2019/20 adopted direct rate of \$490/AF and Groundwater Recharge (GWR) rate of \$550/AF FY 2020/21 rates to be determined by 2019 Rate Study.
Water Connection Fees	7.9	8.0	FY 2019/20 adopted fee is \$1,684/MEU with new connections of 4,700 and 4,630 for FY 2020/21. Fee for FY 2020/21 to be determined by 2019 Rate Study.
Property Tax	2.2	2.2	Maintain \$2.2 million allocation as approved by the Board of Directors in June 15, 2016.
State Revolving Fund Loan	8.1	5.2	SRF loan proceeds include funds for the JCSD* and City of Pomona recycled water intertie connections, and various other capital projects.
Other	12.6	8.0	Grants and capital reimbursements to support groundwater basin recharge and recycled water connection projects, interest and inter-fund debt service support for the 2017A Revenue bonds.
Total	\$48.9	\$42.2	

*Jurupa Community Services District

Major expenses for the Recycled Water fund include capital project costs (see Table 11), debt service, and operating costs. Capital expenditures in FY 2019/20 and FY 2020/21 are projected to be \$18.7 and \$23.8 million, respectively. Operating costs include employment, pumping costs, O&M projects, and a portion of the groundwater recharge O&M costs not reimbursed by Chino Basin Watermaster (CBWM). The projected biennial expense and other uses of funds for the Recycled Water fund are summarized in Table 10.

Table 10: Recycled Water Fund Major Expenses & Other Uses of Funds

Major Uses of Funds (\$Millions)	FY 2019/20	FY 2020/21	Key Assumptions
Operating Expenses	\$11.7	\$11.6	Includes employment, professional fees, materials and supplies, pumping costs, a portion of the groundwater recharge operations expense, and O&M project costs.
Capital Improvement Plan (CIP)	18.7	23.8	See Table 11 for a summary of major capital projects.
Debt Service	11.0	12.1	Includes principal and interest costs for outstanding bonds and SRF loans and interfund loan repayments to the Non-Reclaimable Wastewater fund.
Other	2.9	1.7	Inter-fund transfers for water connection fees in support of the RRWDS*, and capital and operating support to the Administrative Services and Recharge Water funds.
Total	\$44.3	\$49.2	

*Regional Recycled Water Distribution System

Annual debt service costs include principal, interest, and financial fees for SRF loans, 2017A Revenue Bonds and interfund loan repayment to the Non-Reclaimable (NRW) fund. Debt service is estimated to be \$11.0 million in FY 2019/20 and \$12.1 million in FY 2020/21. The annual interfund loan repayment, which began in FY 2018/19, will first be applied to the \$12 million due to the NRW fund. Payments towards the \$13.5 million due to the Regional Wastewater Capital fund are budgeted to begin in FY 2022/23. The final re-payment of inter-fund loans is scheduled for FY 2024/25. A summary of inter-fund loans and repayment schedules is provided in Appendix A7.

Table 11: Recycled Water Fund Major Capital Projects

Major Projects (\$Millions)	FY 2019/20	FY 2020/21	FY 2021/22 to FY 2023/24	TYCIP Total
Recycled Water Intertie to City of Pomona	\$2.0	\$3.0	\$71.5	\$80.0
Recycled Water Intertie to City of Jurupa Comm. Services District	1.0	18.5	11.8	31.3
Baseline Recycled Water Pipeline Extension	5.7	0	0	5.7
RP-1 1158 Recycled Water Pump Station Upgrades	4.7	0	0	4.7
Napa Lateral/San Bernardino Speedway	1.6	0	0	1.6
All Other Capital Projects	3.7	2.3	14.8	81.1
Total	\$18.7	\$23.8	\$98.1	\$204.4

Cost of Service Review

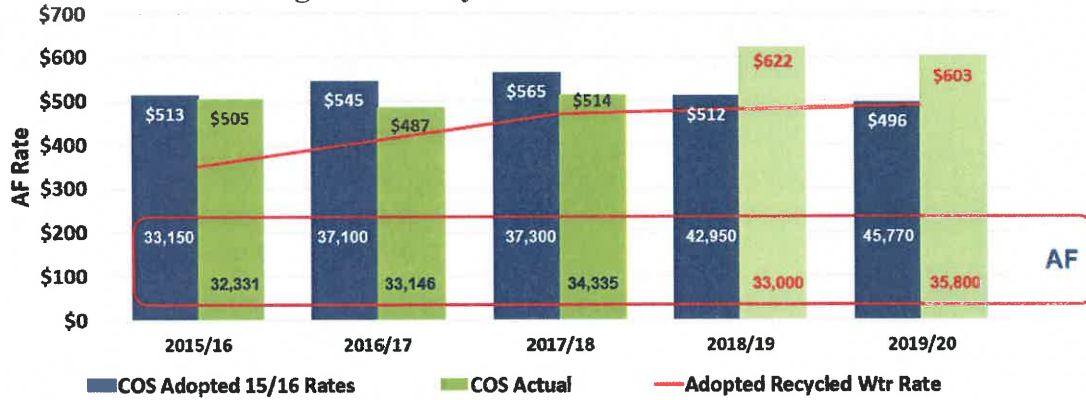
In May 2015, the Board adopted recycled water Acre Foot (AF) service rates for five years (FYs 2015/16 – 2019/20), as summarized in Table 12.

Table 12: Adopted Recycled Water Rates

Rate Description	FY 2015/16	FY 2016/17	FY 2017/18	FY 2018/19	FY 2019/20
Direct Delivery/Acre Foot (AF)	\$350	\$410	\$470	\$480	\$490
Groundwater Recharge/Acre Foot (AF)	\$410	\$470	\$530	\$540	\$550
Effective Date	10/01/15	7/01/16	7/01/17	7/01/18	7/01/19
AF Deliveries	32,400	35,500	36,700	37,800	39,000

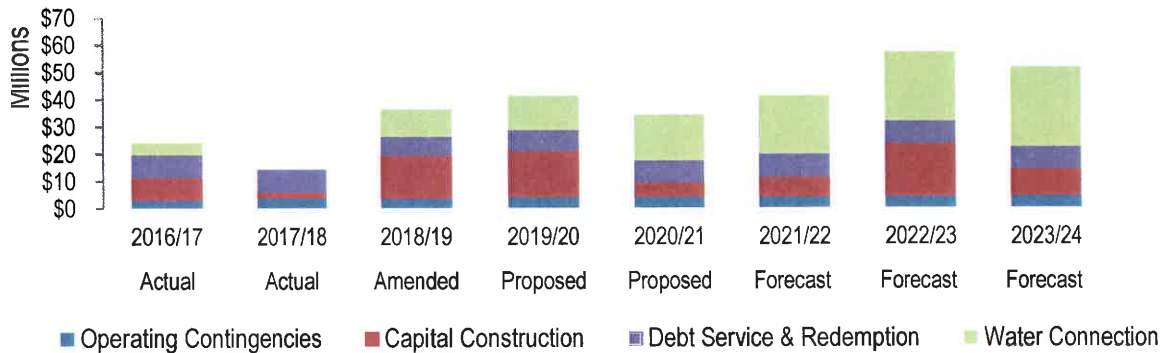
A key objective of the multi-year rates was to establish a rate that fully recovered the cost of providing the service. Figure 4 is a comparison of the cost of service projections (dark blue) as adopted in FY2015/16 to the actual COS and current updated projections (green). Included in the cost of service AF calculation are operational and maintenance (O&M) costs, project costs less any grants or contributions, and debt service costs which is partially offset by property tax receipts and interfund transfers from the Wastewater Capital fund. As shown in Figure 4 the estimated cost of service of \$603/AF in FY 2019/20 is projected to exceed the adopted rate of \$490/AF. A key driver for the higher projected AF cost of service rate are the lower recycled water deliveries. Projections and underlying assumptions are reviewed and updated each year as part of the budget process and 2019 Rate Study currently underway.

Figure 4: Recycled Water Cost of Service



The Recycled Water fund projected ending fund balances for FY 2019/20 and FY 2020/21 is \$41.2 million and \$34.2 million, respectively. The projected decrease in fund reserves is primarily due to higher CIP costs planned over the next two years supported by a combination of SRF loans, grants, and pay-go funding. Projected ending fund balances are reported below in Figure 5.

Figure 5: Recycled Water Fund Reserve by Type



Recharge Water Fund

The Recharge Water (RW) fund accounts for the revenues and expenses associated with groundwater recharge (GWR) operations and maintenance (O&M) through joint efforts with Chino Basin Watermaster (CBWM), Chino Basin Water Conservation District (CBWCD), and the San Bernardino County Flood Control District (SBCFCD). Operating expenses include general basin maintenance and/or restoration, groundwater administration (e.g. labor, tools, and supplies), contracted services (e.g. weeding and vector control), compliance reporting, and environmental documentation for permit compliance.

Total budgeted revenues, other funding sources, and inter-fund contributions and support for FYs 2019/20 and 2020/21 are \$9.4 million and \$18.6 million, respectively. The budget is comprised of reimbursements from CBWM for groundwater recharge facilities’ O&M, capital project support, and debt service costs. The remaining balance will be contributed by IEUA for its portion of capital and debt service (50/50 share with CBWM), and pro-rata share of O&M costs. Table 13 is a summary of revenues and other funding sources.

Table 13: Recharge Water Fund Revenues and Other Funding Sources

Major Funding Sources (\$Millions)	FY 2019/20	FY 2020/21	Key Assumptions
Watermaster Operating Cost Reimbursement	\$1.2	\$1.1	Reimbursement of ground water recharge O&M and facilities.
Watermaster Debt Service	0.6	0.7	Reimbursement for CBWM* share of debt service costs for the 2008B bonds – estimated interest rate is 4% for both fiscal years.
State Revolving Fund (SRF) Loan	1.3	3.8	Loan proceeds to support Recharge Mater Plan Update (RMPU) projects.
Grants	4.8	11.5	Grant proceeds to support RMPU projects.
Other	1.5	1.5	Interest revenue and inter-fund transfer for the Agency's operating support for pro-rata share of groundwater basin maintenance, capital projects, non-reimbursable labor, and debt service from the Recycled Water and Wastewater Capital funds.
Total	\$9.4	\$18.6	

*Chino Basin Watermaster

Total Recharge Water program expenses for FYs 2019/20 and 2020/21 are \$8.2 million, and \$16.3 million, respectively. The key expenses include capital costs related to the Recharge Master Plan Update (RMPU) projects, debt service costs for the Chino Basin Facilities Improvement Project (CBFIP) 2008B Variable Rate Revenue bonds, and groundwater O&M costs.

The FYs 2019/20 and 2020/21 groundwater O&M budget, shown below in Table 14, includes utilities and general groundwater basin maintenance costs for infiltration, restoration and slope repairs on the following groundwater basins: Jurupa, San Sevaine, Turner, and Victoria.

Table 14: Recharge Water Major Expenses & Other Uses of Funds

Major Uses of Funds (\$Millions)	FY 2019/20	FY 2020/21	Key Assumptions
Operating Expense	\$1.9	\$1.8	Program support and maintenance, utilities, specialty O&M, Watermaster and SBCFCD costs, and IEUA's pro-rata share.
Debt Service	1.3	1.3	Principal, interest and financial expense for the bonds.
Capital Improvement Plan (CIP)	5.0	13.2	Capital project costs shared with Watermaster for RMPU projects.
Total	\$8.2	\$16.3	

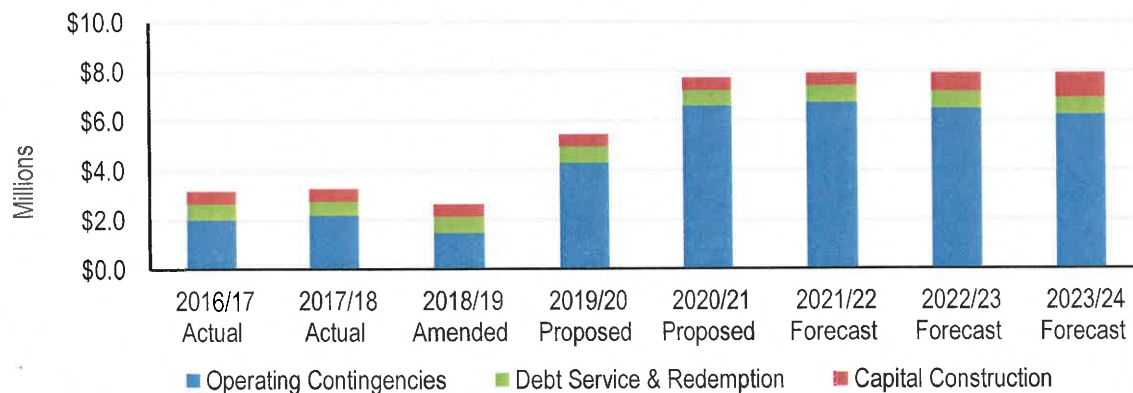
The FY 2019/20 and 2020/21 capital project costs for the Recharge Capital Program mainly involve modifications, improvements, and refurbishment at selected basins for \$5.0 million and \$13.2 million, respectively. CBWM has updated the Recharge Master Plan, and Agency staff is taking the lead in the execution and administration of the capital projects. Table 15 is a summary of major projects in the Recharge Water program and respective cost sharing ratio between IEUA and CBWM.

Table 15: Recharge Water Fund Capital Projects and Cost Sharing

Major Projects (\$Millions)	FY 2019/20	FY 2020/21	TYCIP Total	IEUA Cost Share	CBWM Cost Share
Recharge Master Plan Update	\$5.0	\$9.8	\$14.8	0%	100% of pay-go and debt service
Lower Day Recharge Master Plan Update	0	3.4	3.4	0%	100% of pay-go and debt service
Infrastructure Replacement	0	0.1	0.1	100%	0%
Asset Management	0	0	8.2	50%	50%
Total	\$5.0	\$13.2	\$26.5		

The ending fund balance for FYs 2019/20 and 2020/21 is projected to be \$5.4 million and \$7.7 million, respectively (Figure 6). Throughout the subsequent years, ending fund balances are estimated to average \$7.9 million based on current assumptions to leverage SRF loan and grant proceeds to finance RMPU capital projects.

Figure 6: Recharge Water Fund Reserve by Type



Conclusion

Over the next two fiscal years, key areas of focus will be execution of critical expansion and R&R capital projects, completion of the 2019 Rate Study to identify necessary future rate adjustments, implementation of succession planning for timely recruitment of critical personnel to ensure the transfer for knowledge and expertise to the next generation of Agency employees, and developing a financing strategy to support CIP. Achieving these objectives will ensure the Agency is positioned to continue its commitment to delivering essential high-quality services in a cost-effective manner and supporting the region's economic development.

Additional Background Information

Appendix A – Sources and Uses of Funds: Regional Wastewater Capital, Regional Wastewater O&M, Recycled Water and Recharge Water funds.

Appendix Table A1 – Acronyms

Appendix Table A2 – Key assumptions for FYs 2019/20 and 2020/21 budget

Appendix Table A3 – Wastewater connection fees

Appendix Table A4 – EDU volumetric rates

Appendix Table A5 – Recycled water rates

Appendix Table A6 – Water connection fees

Appendix Table A7 – Inter-fund loan repayment schedule

Appendix Table A8 – Major projects in FYs 2017/18 and 2018/19, and Total Ten-Year Budget

Appendix A

INLAND EMPIRE UTILITIES AGENCY
FISCAL YEARS 2019/20 and 2020/21 BIENNIAL BUDGET
REGIONAL WASTEWATER CAPITAL IMPROVEMENT FUND - SOURCES AND USES OF FUNDS (In Thousands)

	2016/17	2017/2018	2018/2019	2019/2020	2020/2021	2021/2022	2022/2023	2023/2024
	Actual	Actual	Projected Actual	Proposed Budget	Proposed Budget	Forecast		
REVENUES+11:831111:99								
Interest Revenue	\$0.2	\$0.5	\$0.5	\$0.8	\$0.8	\$0.6	\$0.7	\$0.8
TOTAL REVENUES	\$0.2	\$0.5	\$0.5	\$0.8	\$0.8	\$0.6	\$0.7	\$0.8
OTHER FINANCING SOURCES								
Property Tax - Debt and Capital	\$29.7	\$31.5	\$32.7	\$34.0	\$35.1	\$36.1	\$37.2	\$37.9
Regional System Connection Fees	30.5	32.8	26.5	27.8	28.7	29.5	26.6	27.4
State Loans	-	0.5	-	9.8	80.3	103.7	56.1	29.2
Sale of Assets	-	1.3	-	-	-	-	-	-
Other Revenues	0.1	0.0	0.0	0.0	0.0	0.0	0.0	0.0
Loan Transfer from Internal Fund	-	-	0.0	-	-	-	2.0	6.0
TOTAL OTHER FINANCING SOURCES	\$60.3	\$66.2	\$59.3	\$71.7	\$144.0	\$169.3	\$121.8	\$100.5
EXPENSES								
Employment Expenses	\$3.8	\$3.8	\$4.1	\$3.6	\$3.7	\$4.0	\$4.1	\$4.3
Contract Work/Special Projects	1.1	0.6	0.1	0.1	-	-	-	-
Operating Fees	0.3	0.3	0.3	0.3	0.3	0.3	0.3	0.3
Professional Fees and Services	0.4	0.3	0.4	0.4	0.4	0.4	0.4	0.4
Other Expenses	0.5	0.9	1.4	1.5	1.5	1.6	1.6	1.6
TOTAL EXPENSES	\$6	\$6	\$6	\$6	\$6	\$6	\$6	\$7
CAPITAL PROGRAM								
Work In Progress	\$11.4	\$20.3	\$27.4	\$24.8	\$102.2	\$125.1	\$66.2	\$36.1
IERCA investment	-	-	0.5	0.5	0.5	-	-	-
TOTAL CAPITAL PROGRAM	\$11.4	\$20.3	\$27.9	\$25.3	\$102.7	\$125.1	\$66.2	\$36.1
DEBT SERVICE								
Financial Expenses	\$0.3	\$0.1	\$0.1	\$0.1	\$0.3	\$0.1	\$0.1	\$0.1
Interest	4.7	3.0	2.7	2.8	2.7	2.3	2.0	5.1
Principal	57.3	8.8	8.9	9.4	9.6	10.1	5.1	8.5
Short Term Inter-Fund Loan	-	-	-	-	-	-	-	-
TOTAL DEBT SERVICE	\$62.3	\$11.9	\$11.7	\$12.3	\$12.5	\$12.5	\$7.3	\$13.7
TRANSFERS IN (OUT)								
Capital Contribution	(\$0.3)	\$0.1	\$4.7	\$3.4	\$10.4	\$3.9	\$2.4	\$1.4
Debt Service	(0.9)	(2.8)	(2.9)	(3.3)	(3.3)	(3.3)	(3.4)	(1.2)
Operation support	-	-	-	-	-	-	-	-
TOTAL INTERFUND TRANSFERS IN (OUT)	(\$1.2)	(\$2.8)	\$1.8	\$0.1	\$7.1	\$0.6	(\$0.9)	\$0.2
FUND BALANCE								
Net Income (Loss)	(\$21.4)	\$24.8	\$9.0	\$19.8	\$22.5	\$23.4	\$40.1	\$43.4
Beginning Fund Balance July 01	\$76.3	\$54.8	\$79.6	\$88.6	\$108.4	\$130.8	\$154.2	\$194.3
ENDING FUND BALANCE AT JUNE 30*	\$54.8	\$79.6	\$88.6	\$108.4	\$130.8	\$154.2	\$194.3	\$237.8
RESERVE BALANCE SUMMARY								
Capital Construction	\$15.7	\$4.6	\$3.0	\$16.7	\$80.5	\$119.3	\$167.7	\$213.8
CCRA Capital Construction	\$31.7	\$55.6	\$70.1	\$72.3	\$30.9	\$15.4	\$7.0	\$4.4
Debt Service & Redemption	\$7.4	\$19.5	\$15.6	\$19.5	\$19.4	\$19.5	\$19.6	\$19.6
ENDING BALANCE AT JUNE 30	\$54.8	\$79.6	\$88.6	\$108.4	\$130.8	\$154.2	\$194.3	\$237.8

*Numbers may not total due to rounding

INLAND EMPIRE UTILITIES AGENCY
FISCAL YEARS 2019/20 AND 2020/21 BIENNIAL BUDGET
REGIONAL WASTEWATER OPERATIONS & MAINTENANCE FUND - SOURCES AND USES OF FUNDS (In Thousands)

	2016/2017	2017/2018	2018/2019	2019/2020	2020/2021	2021/2022	2022/2023	2023/2024
	ACTUAL	ACTUAL	PROJECTED ACTUAL	PROPOSED BUDGET	PROPOSED BUDGET	FORECAST		
REVENUES								
User Charges	\$56,597	\$62,144	\$66,663	\$68,158	\$70,366	\$72,653	\$75,020	\$77,466
Cost Reimbursement JPA	3,675	3,981	3,763	4,065	4,227	4,396	4,572	4,755
Contract Cost Reimbursement	70	64	66	66	66	66	66	66
Interest Revenue	538	965	1,800	1,700	1,300	1,200	1,300	1,500
TOTAL REVENUES	\$60,881	\$67,155	\$72,293	\$73,988	\$75,959	\$78,315	\$80,958	\$83,787
OTHER FINANCING SOURCES								
Property Tax Revenues - Debt/Capital/Reserves	\$9,549	\$9,549	\$9,549	\$9,549	\$9,549	\$9,549	\$9,549	\$9,549
State Loans	7,531	11,310	2,239	0	0	0	0	0
Grants	11,780	3,142	3,011	1,261	1,135	0	0	0
Other Revenues	611	248	601	909	909	909	909	909
TOTAL OTHER FINANCING SOURCES	\$29,470	\$24,248	\$15,400	\$11,718	\$11,593	\$10,458	\$10,458	\$10,458
EXPENSES								
Employment Expenses	\$32,335	\$28,718	\$32,321	\$33,985	\$35,261	\$37,433	\$39,003	\$40,495
Contract Work/Special Projects	11,048	7,544	7,787	5,740	6,425	4,015	3,940	5,215
Utilities	5,329	5,806	6,182	6,022	6,266	6,423	6,584	6,751
Operating Fees	1,443	1,519	1,752	1,953	2,015	2,080	2,143	2,206
Chemicals	4,180	3,880	4,086	4,867	5,013	5,163	5,318	5,478
Professional Fees and Services	2,252	3,587	3,667	4,723	4,226	4,353	4,437	4,582
Biosolids Recycling	4,007	4,044	4,329	4,384	4,515	4,651	4,790	4,934
Materials & Supplies	2,199	1,992	2,020	2,019	2,064	2,126	2,190	2,256
Other Expenses	887	2,621	3,773	4,263	4,231	4,322	4,422	4,524
TOTAL EXPENSES	\$63,684	\$59,710	\$65,922	\$67,960	\$70,020	\$70,570	\$72,831	\$76,444
CAPITAL PROGRAM								
Capital Construction & Expansion (WIP)	\$12,557	\$23,781	\$21,754	\$29,038	\$23,447	\$11,476	\$8,175	\$3,896
TOTAL CAPITAL PROGRAM	\$12,557	\$23,781	\$21,754	\$29,038	\$23,447	\$11,476	\$8,175	\$3,896
DEBT SERVICE								
Financial Expenses	\$16	(\$26)	\$0	\$0	\$0	\$1	\$0	\$0
Interest	200	179	175	655	641	620	597	573
Principal	0	172	177	756	771	791	814	857
TOTAL DEBT SERVICE	\$216	\$325	\$352	\$1,412	\$1,412	\$1,412	\$1,412	\$1,430
TRANSFERS IN (OUT)								
Capital Contribution	(\$181)	(\$1,826)	(\$5,020)	(\$4,598)	(\$11,010)	(\$4,226)	(\$2,702)	(\$2,011)
Debt Service				265	123	123	123	(2,146)
Operation support to GG for Non-Capital Projects		(649)	(508)	(2,176)	(1,307)	(279)	(1,016)	(705)
Capital - Connection Fees Allocation		0	5,454	5,930	4,296	2,950	1,070	1,180
TOTAL INTERFUND TRANSFERS IN (OUT)	(\$181)	(\$2,475)	(\$74)	(\$579)	(\$7,898)	(\$1,431)	(\$2,525)	(\$3,682)
FUND BALANCE								
Net Income (Loss)	\$13,712	\$5,113	(\$409)	(\$13,282)	(\$15,224)	\$3,885	\$6,473	\$8,793
Beginning Fund Balance July 01	58,012	71,724	76,837	76,428	63,146	47,922	51,806	58,279
ENDING FUND BALANCE JUNE 30*	\$71,724	\$76,837	\$76,428	\$63,146	\$47,922	\$51,806	\$58,279	\$67,072
RESERVE BALANCE SUMMARY								
Operating Contingies	\$20,038	\$18,590	\$20,720	\$21,299	\$21,931	\$22,058	\$22,753	\$23,896
Rehabilitation/Replacement	20,714	19,975	6,740	6,740	6,740	6,740	6,740	6,740
Debt Service	787	1,204	1,406	1,406	1,406	1,406	1,406	1,406
Sinking Fund	30,185	37,067	47,563	33,701	17,845	21,602	27,380	35,030
ENDING BALANCE AT JUNE 30	\$71,724	\$76,837	\$76,428	\$63,146	\$47,922	\$51,806	\$58,279	\$67,072

* Numbers may not total due to rounding

INLAND EMPIRE UTILITIES AGENCY
FISCAL YEARS 2019/20 AND 2020/21 BIENNIAL BUDGET
RECHARGE WATER FUND - SOURCES AND USES OF FUNDS (In Thousands)

	2016/2017	2017/2018	2018/2019	2019/2020	2019/2020	2021/2022	2022/2023	2023/2024
	ACTUAL	ACTUAL	PROJECTED ACTUAL	PROPOSED BUDGET	PROPOSED BUDGET	FORECAST		
REVENUES								
Cost Reimbursement from JPA	\$948	\$864	\$989	\$1,237	\$1,076	\$1,108	\$1,141	\$1,175
Contract Cost reimbursement	(10)	0	640	0	0	0	0	0
Interest Revenue	16	23	85	115	160	190	195	195
TOTAL REVENUES	\$954	\$888	\$1,714	\$1,352	\$1,236	\$1,298	\$1,336	\$1,370
OTHER FINANCING SOURCES								
State Loans		\$0	\$0	\$1,256	\$3,764	\$143	\$0	\$0
Grants	(4)	0	452	4,845	11,521	0	0	0
Capital Contract Reimbursement	1,117	2,280	618	565	662	1,002	1,060	1,190
Other Revenues	0	25	0	0	0	0	0	0
TOTAL OTHER FINANCING SOURCES	\$1,113	\$2,305	\$1,070	\$6,665	\$15,947	\$1,145	\$1,060	\$1,190
EXPENSES								
Employment Expenses	\$565	\$657	\$596	\$653	\$677	\$718	\$748	\$777
Contract Work/Special Projects	353	25	680	0	0	0	0	0
Utilities	82	99	75	68	70	72	74	76
Operating Fees	5	7	12	13	8	8	8	8
Professional Fees and Services	801	591	922	1,034	859	885	911	939
Office and Administrative expenses	9	10	15	15	16	16	17	17
Expense Allocation	65	0	47	53	52	54	55	56
Materials & Supplies	69	83	90	98	101	104	107	111
Other Expenses	15	0	0	0	0	0	0	0
TOTAL EXPENSES	\$1,964	\$1,471	\$2,437	\$1,934	\$1,782	\$1,857	\$1,921	\$1,984
CAPITAL PROGRAM								
Capital Expansion/Construction	\$864	\$1,645	\$558	\$5,000	\$13,184	\$290	\$500	\$750
TOTAL CAPITAL PROGRAM	\$873	\$1,648	\$560	\$5,004	\$13,192	\$302	\$513	\$764
DEBT SERVICE								
Financial Expenses	\$73	\$71	\$68	\$67	\$125	\$63	\$62	\$61
Interest	95	148	245	461	430	398	488	451
Principal	647	683	710	739	769	1,045	948	991
TOTAL DEBT SERVICE	\$815	\$902	\$1,024	\$1,267	\$1,324	\$1,506	\$1,497	\$1,503
TRANSFERS IN (OUT)								
Capital Contribution	\$399	\$15	\$44	\$0	\$0	\$0	\$10	\$113
Debt Service	408	451	512	633	662	630	687	688
Operation support	507	440	661	757	707	749	780	809
Property Tax Transfer	68	25	1,009	0	5	23	45	68
TOTAL INTERFUND TRANSFERS IN (OU)	\$1,381	\$931	\$2,226	\$1,390	\$1,374	\$1,401	\$1,522	\$1,677
FUND BALANCE								
Net Income (Loss)	(\$196)	\$105	\$992	\$1,206	\$2,267	\$191	\$0	\$0
Beginning Fund Balance July 01	3,337	3,140	3,246	4,238	5,444	7,711	7,902	7,902
ENDING FUND BALANCE AT JUNE 30*	\$3,140	\$3,246	\$4,238	\$5,444	\$7,711	\$7,902	\$7,902	\$7,902
RESERVE BALANCE SUMMARY								
Operating Contingencies	\$1,978	\$2,165	\$3,108	\$4,282	\$6,581	\$6,715	\$6,464	\$6,218
Capital Expansion / Construction	500	500	500	500	500	500	750	1,000
Debt Service & Redemption	662	581	630	662	630	687	688	685
ENDING BALANCE AT JUNE 30	\$3,140	\$3,246	\$4,238	\$5,444	\$7,711	\$7,902	\$7,902	\$7,902

* Numbers may not total due to rounding

INLAND EMPIRE UTILITIES AGENCY
FISCAL YEARS 2019/20 and 2020/21 BIENNIAL BUDGET
RECYCLED WATER FUND - SOURCES AND USES OF FUNDS (In Thousands)

	2017/2018	2018/2019	2019/2020	2020/2021	2021/2022	2022/23	2023/24
	ACTUAL	AMENDED BUDGET	PROPOSED BUDGET	PROPOSED BUDGET	FORECAST		
REVENUES							
Interest Revenue	\$371	\$577	\$1,054	\$1,028	\$1,025	\$1,298	\$1,405
Water Sales	16,878	15,890	18,120	18,752	19,408	20,445	21,037
TOTAL REVENUES	\$17,343	\$16,467	\$19,174	\$19,780	\$20,433	\$21,743	\$22,442
OTHER FINANCING SOURCES							
Property Tax - Debt/Capital	\$2,170	\$2,170	\$2,170	\$2,170	\$2,170	\$2,170	\$2,170
Connection Fees	7,889	6,416	7,915	8,032	8,025	8,019	8,011
State Loans	3,418	7,909	8,153	5,220	7,240	22,469	23,100
Grants	2,164	6,710	7,032	3,750	1,875	3,500	6,250
Capital Contract Reimbursement	202	72	2,075	702	6,824	7,220	3,473
Other Revenues	12	0	0	0	0	0	0
TOTAL OTHER FINANCING SOURCES	\$15,855	\$23,277	\$27,345	\$19,875	\$26,134	\$43,378	\$43,004
EXPENSES							
Employment Expenses	\$4,084	\$4,248	\$5,184	\$5,370	\$5,701	\$5,940	\$6,168
Contract Work/Special Projects	1,019	1,982	1,780	1,365	1,063	995	975
Utilities	1,833	2,028	2,801	2,885	2,971	3,061	3,152
Professional Fees and Services	481	884	666	632	669	741	729
Office and Administrative expenses	2	3	3	3	3	3	3
Materials & Supplies	154	203	169	174	185	199	216
Other Expenses	728	934	1,128	1,122	1,146	1,170	1,197
TOTAL EXPENSES	\$8,301	\$10,283	\$11,730	\$11,552	\$11,740	\$12,110	\$12,441
CAPITAL PROGRAM							
Work in Progress	\$7,439	\$16,237	\$18,727	\$23,800	\$16,300	\$23,305	\$44,000
TOTAL CAPITAL PROGRAM	\$7,439	\$16,237	\$18,727	\$23,800	\$16,300	\$23,305	\$44,000
DEBT SERVICE							
Financial Expenses	\$1	\$3	\$3	\$3	\$4	\$3	\$3
Interest	2,715	2,657	2,657	2,881	2,846	2,877	2,577
Principal	5,159	5,256	5,367	6,232	6,625	7,083	7,381
Short Term Inter-Fund Loan	0	3,000	3,000	3,000	3,000	5,000	6,000
TOTAL DEBT SERVICE	\$7,875	\$10,916	\$11,027	\$12,116	\$12,475	\$14,963	\$15,961
TRANSFERS IN (OUT)							
Capital Contribution	(\$80)	(\$1,052)	(\$44)	(\$21)	(\$13)	(\$21)	(\$134)
Debt Service	2,397	2,400	2,400	2,542	2,540	2,541	2,669
Operation support	(464)	(709)	(836)	(755)	(759)	(817)	(835)
Water Connection Allocation	(390)	(1,652)	(1,996)	(950)	(855)	(297)	(316)
TOTAL INTERFUND TRANSFERS IN (OUT)	\$1,463	(\$1,014)	(\$476)	\$816	\$914	\$1,406	\$1,384
FUND BALANCE							
Net Income (Loss)	\$11,046.14	\$1,294.62	\$4,558.22	(\$6,996.86)	\$6,965.22	\$16,148.91	(\$5,572.36)
Beginning Fund Balance July 01	24,092	35,135	36,697	41,245	34,238	41,192	57,330
ENDING BALANCE AT JUNE 30	\$35,138	\$36,430	\$41,255	\$34,248	\$41,203	\$57,341	\$51,758
RESERVE BALANCE SUMMARY							
Operating Contingency	\$2,767.89	\$3,431.10	\$3,913.35	\$3,853.94	\$3,916.81	\$4,040.19	\$4,150.60
Capital Construction	12,834	15,952	16,903	5,302	7,216	19,477	10,108
Water Connection	9,548	10,269	12,623	16,976	21,537	25,497	29,489
Debt Service	9,988	6,778	7,815	8,116	8,534	8,327	8,010
ENDING BALANCE AT JUNE 30	\$35,138	\$36,430	\$41,255	\$34,248	\$41,203	\$57,341	\$51,758

* Numbers may not total due to rounding

Appendix Table A1: Acronyms

Acronyms	
AF	Acre Foot
CBFIP	Chino Basin Facilities Improvement Project
CBP	Chino Basin Program
CBWM	Chino Basin Water Master
CCWRF	Carbon Canyon Wastewater Reclamation Facility
CIP	Capital Improvement Plan
EDU	Equivalent Dwelling Unit
FTE	Full Time Equivalent
FY	Fiscal Year
GG	Administrative Services Program
GWR	Groundwater Recharge
IERCA	Inland Empire Regional Composting Authority
kWh	Kilowatt hour
MEU	Meter Equivalent Unit
NC	Non-Reclaimable Wastewater Program
NRW	Non-Reclaimable Wastewater
O&M	Operations & Maintenance
R&R	Replacement & Rehabilitation
RC	Regional Wastewater Capital Improvement Program
RMPU	Recharge Master Plan Update
RO	Regional Wastewater Operations and Maintenance Program
RP-1	Regional Water Reclamation Facility (Plant) in the City of Ontario
RP-2	Regional Water Reclamation Facility (Plant) in the City of Chino
RP-3	Old Regional Water Reclamation Facility (Plant) in the City of Fontana rebuilt into a recharge facility with 4 recharge basins or cells.
RP-4	Regional Water Reclamation Facility (Plant) in the City of Rancho Cucamonga
RP-5	Regional Water Reclamation Facility (Plant) in the City of Chino
RRWDS	Regional Recycled Water Distribution System
RW	Recharge Water Program
SBCFCD	San Bernardino County Flood Control District
SCADA	Supervisory Control and Data Acquisition
SRF	State Revolving Fund
TCE	Trichloroethylene
TYCIP	Ten Year Capital Improvement Plan
WW	Water Resources Program

Appendix Table A2: Key Assumptions for FYs 2019/20 and 2020/21 Budget

Revenues and Other Funding Sources	Expenses and Other Uses of Funds
4,000 new wastewater connections per year	3% average CPI for O&M expenses
3.4 million volumetric EDU @ 0.25% annual growth	Eliminates vacancy factor in staffing to support succession plan
Recycled Water Deliveries: FY 2019/20 35,800 AF FY 2020/21 36,000 AF	Addition of several major construction projects within the next two-year period
4,700 and 4,630 new water connections (MEU) for FY 2019/20 & FY 2020/21, respectively	Leverage professional services to achieve effective maintenance approach
4% and 3% growth in property tax receipts. Property tax allocated to Regional Capital fund remains at 65%, and "fixed amount" allocation to Regional O&M, Recycled Water, and Administrative Service funds, based on FY 2016/17 budget amendment.	
Capital Improvement Plan (CIP) partially funded by low interest SRF loans and grants	

Appendix Table A3: Wastewater Connection Fees

Rate Description	FY 2015/16	FY 2016/17	FY 2017/18	FY 2018/19	FY 2019/20
Wastewater Connection Fee	\$5,415	\$6,009	\$6,309	\$6,624	\$6,955
Effective Date	1/01/16	1/01/17	7/01/17	7/01/18	7/01/19
Wastewater Connection Units	4,774	3,000	3,000	3,000	2,700

Appendix Table A4: Monthly EDU Sewage Rates

Rate Description	FY 2015/16	FY 2016/17	FY 2017/18	FY 2018/19	FY 2019/20
EDU Volumetric Rate	\$15.89	\$17.14	\$18.39	\$19.59	\$20.00
Rate Increase	\$1.50	\$1.25	\$1.25	\$1.20	\$0.41
Effective Date	10/01/15	7/01/16	7/01/17	7/01/18	7/01/19

Appendix Table A5: Recycled Water Rates

Rate Description	FY 2015/16	FY 2016/17	FY 2017/18	FY 2018/19	FY 2019/20
Direct Delivery/Acre Foot (AF)	\$350	\$410	\$470	\$480	\$490
Groundwater Recharge/Acre Foot (AF)	\$410	\$470	\$530	\$540	\$550
Effective Date	10/01/15	7/01/16	7/01/17	7/01/18	7/01/19
AF Deliveries	32,400	35,500	36,700	37,800	39,000

Appendix Table A6: Water Connection Fees

Rate Description	FY 2015/16	FY 2016/17	FY 2017/18	FY 2018/19	FY 2019/20
Water Connection Fee (for 5/8" and 3/4" meter size)	\$693	\$1,455	\$1,527	\$1,604	\$1,684
Effective Date	1/01/16	1/01/17	7/01/17	7/01/18	7/01/19
Meter Equivalent Units (MEUs)	1,455	1,527	1,604	1,684	1,735

Appendix Table A7: Inter-Fund Loan Repayment Schedule


Inter Fund Loans Issued	Due to	Loan Amount (\$Millions)	Repayment Schedule
FY 2007/08	Non-Reclaimable Wastewater (NRW) Fund	\$9.0	2018/19 \$3.0 2020/21-2021/22 \$9.0 Total \$9.0
FY 2007/08	Regional Wastewater Capital (RC) Fund	3.0	2022/23 \$1.0 2023/24-2024/25 \$2.0 Total \$3.0
FY 2009/10	Non-Reclaimable Wastewater (NRW) Fund	6.0	2021/22 \$3.0 2022/23 \$3.0 Total \$6.0
FY 2014/15	Regional Wastewater Capital Improvement (RC) Fund	10.5	2022/23 \$1.0 2023/24 \$5.0 2024/25 \$4.5 Total \$10.5
Total	Grand Total	\$28.5	\$28.5

Appendix Table A8: Major Projects in FYs 2019/20 and 2020/21

Projects (\$Thousands)	FY 2019/20 Proposed	FY 2020/21 Proposed	Total Ten Year Budget
Wastewater Capital Fund			
RP-5 Liquid Expansion to 30 MGD	\$2,450	\$3,360	\$174,135
RP-5 Solids Treatment Expansion	2,450	3,430	164,135
CCWRF Assets Management and Improvements	2,700	1,020	23,220
Purchase Existing Solar Installation	0	7,500	7,500
RP-1 Headworks Primary and Secondary Upgrades	5,290	588	5,878
RP-1 Disinfection Pump Improvements	1,197	2,086	5,342
RP-1 Flare Improvements	1,050	2,380	4,900
RP-1 Mixed Liquor Return Pumps	2,172	0	2,172
Total Regional Capital Fund Major Projects	\$17,309	\$20,364	\$387,282

Projects (\$Thousands)	FY 2019/20 Proposed	FY 2020/21 Proposed	Total Ten Year Budget
Wastewater Operations Fund			
RP-1 Mechanical Restoration Upgrades	\$8,855	\$1,000	\$9,855
RP-4 Influent Screen Replacement	2,850		2,850
RP-1 Primary Effluent Conveyance Improvement	2,660		2,660
SCADA Enterprise System	2,000	3,500	8,500
RSS Haven Avenue Repair & Replacement	2,000	4,000	6,000
RP-4 Process Improvements	1,950	1,050	6,150
Digester 6 and 7 Roof Repairs	1,500	2,800	4,300
RP-4 Primary Clarifier Rehabilitation	1,150	5,200	7,130
Total Regional Operations Fund Major Projects	\$22,965	\$17,550	\$47,445
Recycled Water Fund			
RW Connections to City of Pomona	2,000	3,000	80,000
RW Connections to JCSD	1,000	18,500	31,300
Baseline RWPL Extension	5,730		5,730
RP-1 1158 RMPU Upgrades	4,672		4,672
1158 East Reservoir Re-Coating and Painting	1,000	1,200	2,200
Napa Lateral	1,605		1,605
Total Recycled Water Fund	\$16,007	\$22,700	\$125,507
Recharge Water Fund			
RMPU Construction Costs	5,000	9,750	14,790
Lower Day Basin RMPU Improvements		3,404	3,404
Total Recharge Water Fund	\$5,000	\$13,154	\$18,194
TOTAL MAJOR PROJECTS	\$61,281	\$73,768	\$578,428

Fiscal Years 2019/20 – 2020/21 Biennial Budget Overview Wastewater, Recycled Water and Recharge Water Programs



Proposed Biennial Budget FYs 2019/20 – 2020/21

Supports Board-Adopted Business Goals

FISCAL RESPONSIBILITY

Rate Study to ensure full recovery of costs

Financing capital projects

Cost containment

WORK ENVIRONMENT

Training & development

Succession planning

WATER RELIABILITY

Water use efficiency programs

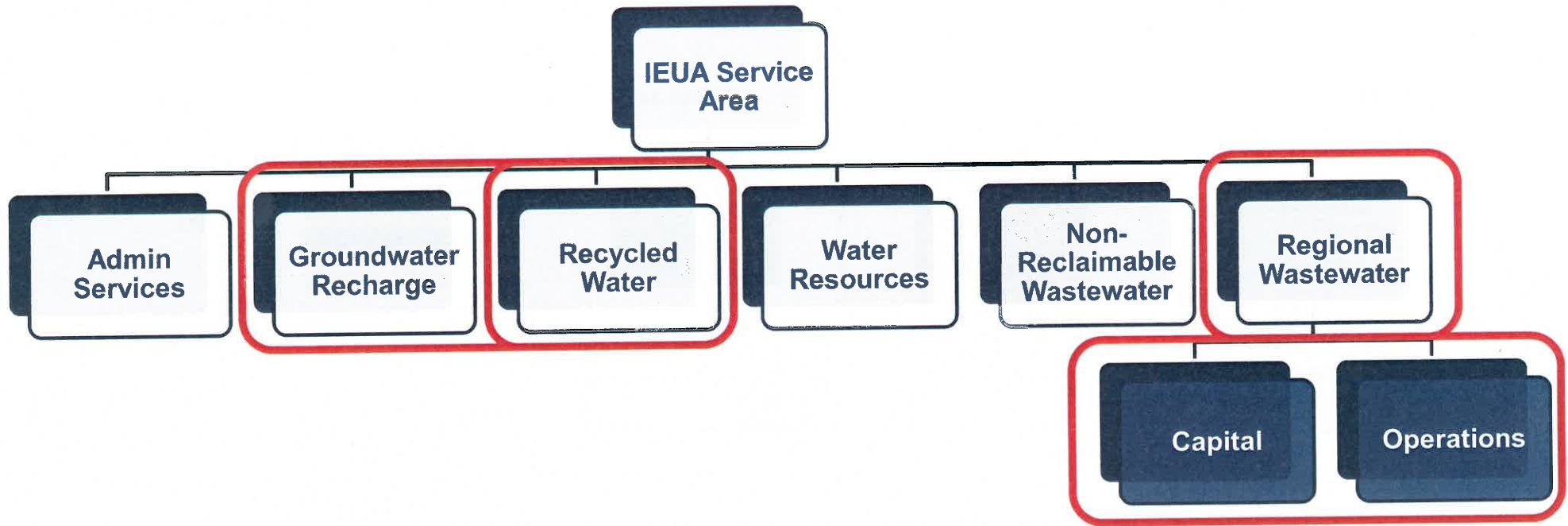
Chino Basin Program

WASTEWATER MANAGEMENT

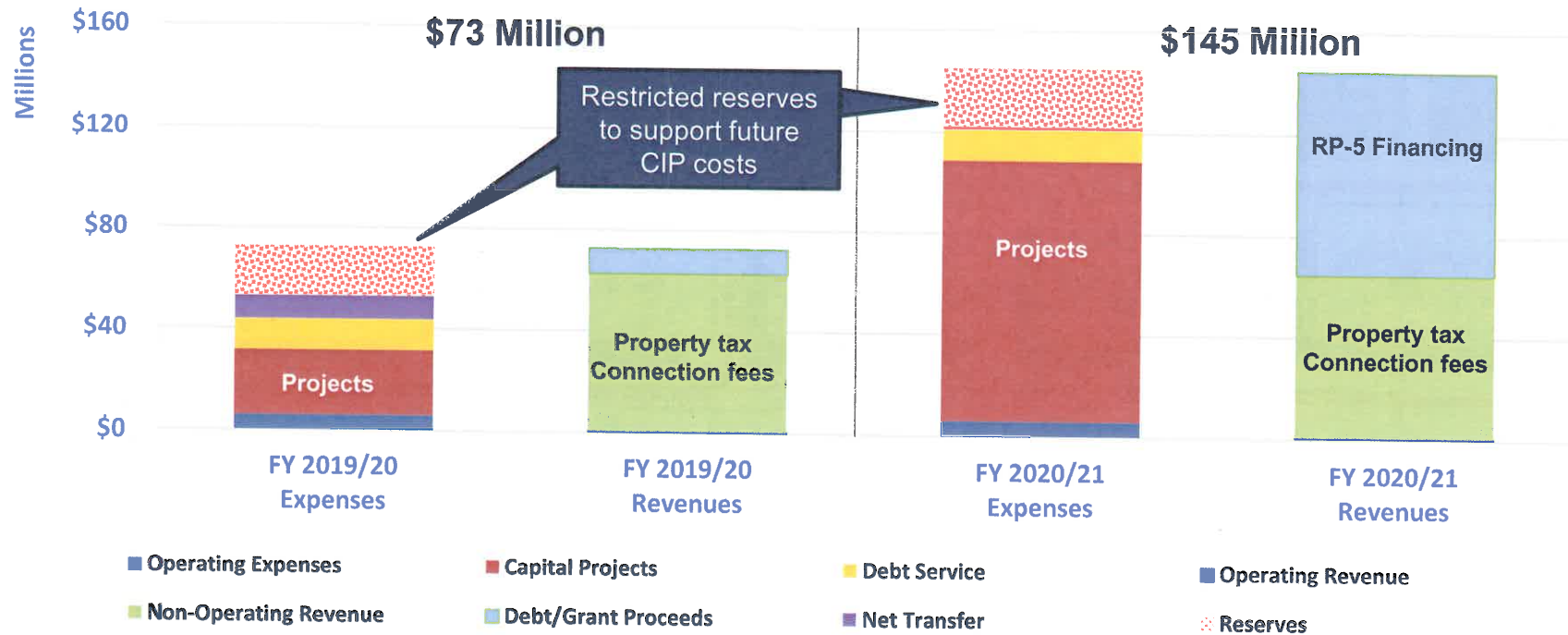
RP-5 expansion construction

Asset Management Program

Fund structure

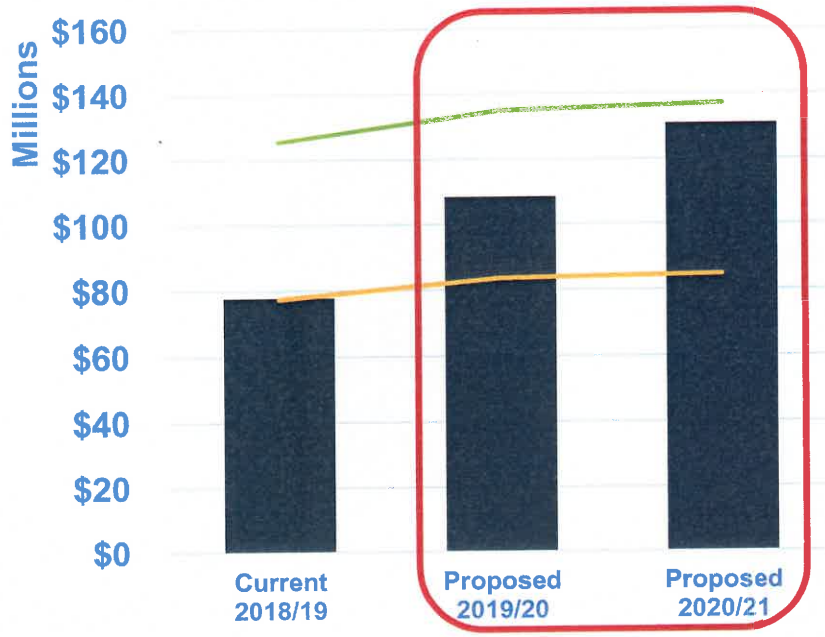


Wastewater Capital Fund Total Sources and Uses of Funds



- Major Projects**
- RP-5 Expansion Construction
 - CCWRF Asset Management
 - RP-1 Flare Improvements

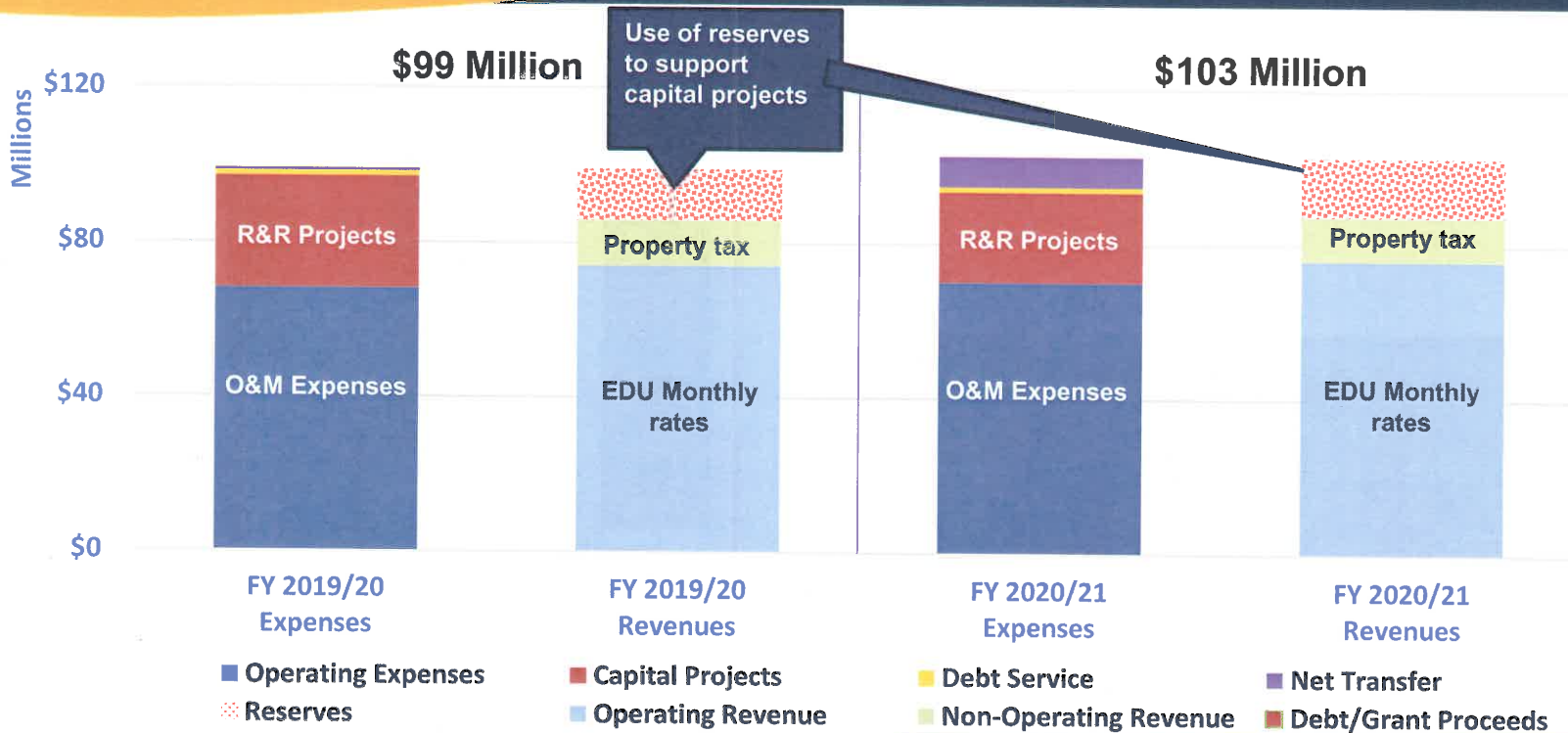
Wastewater Capital Fund Reserves



Projected increase from connection fees and loan proceeds.

■ Fund Balance
— Minimum Reserve Requirements
— Target Reserves

Wastewater Operations Fund Total Sources and Uses of Funds

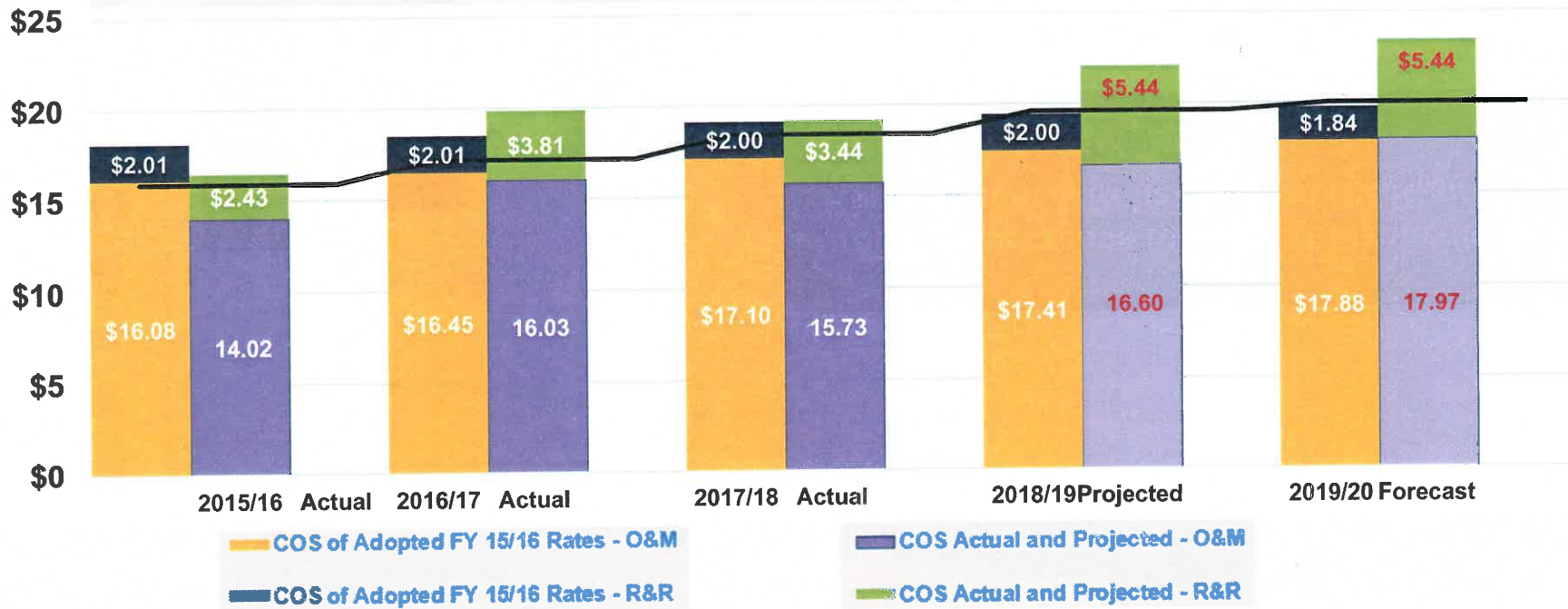


- Major Projects**
- RP-1 Mechanical Restoration
 - RP-4 Influent Screen Replacement
 - SCADA Enterprise System

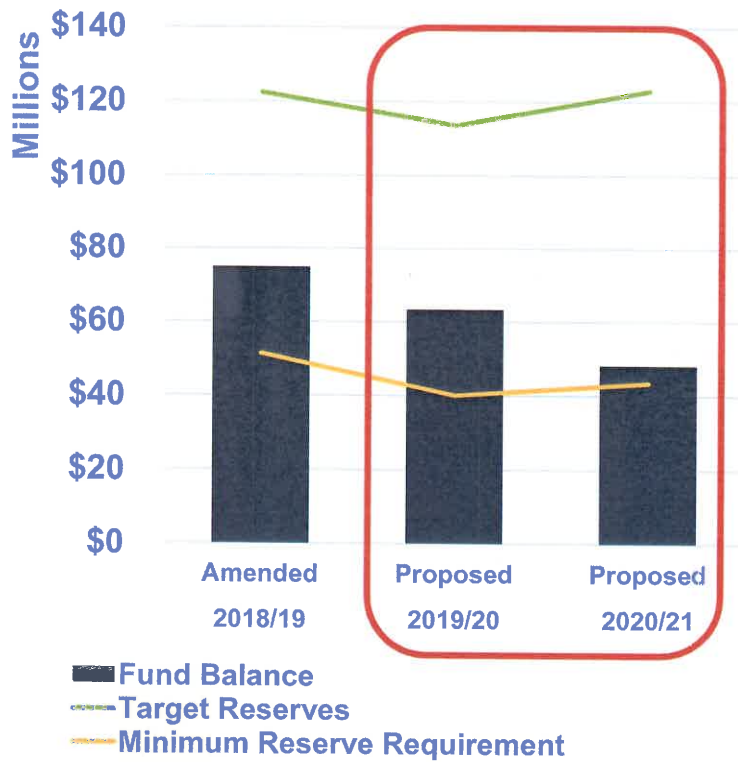


Wastewater Operations Fund Cost of Service/EDU

Adopted Multi-Year Rates \$/Equivalent Dwelling Unit (EDU)				
2015/16	2016/17	2017/18	2018/19	2019/20
\$15.89	\$17.17	\$18.39	\$19.59	\$20.00

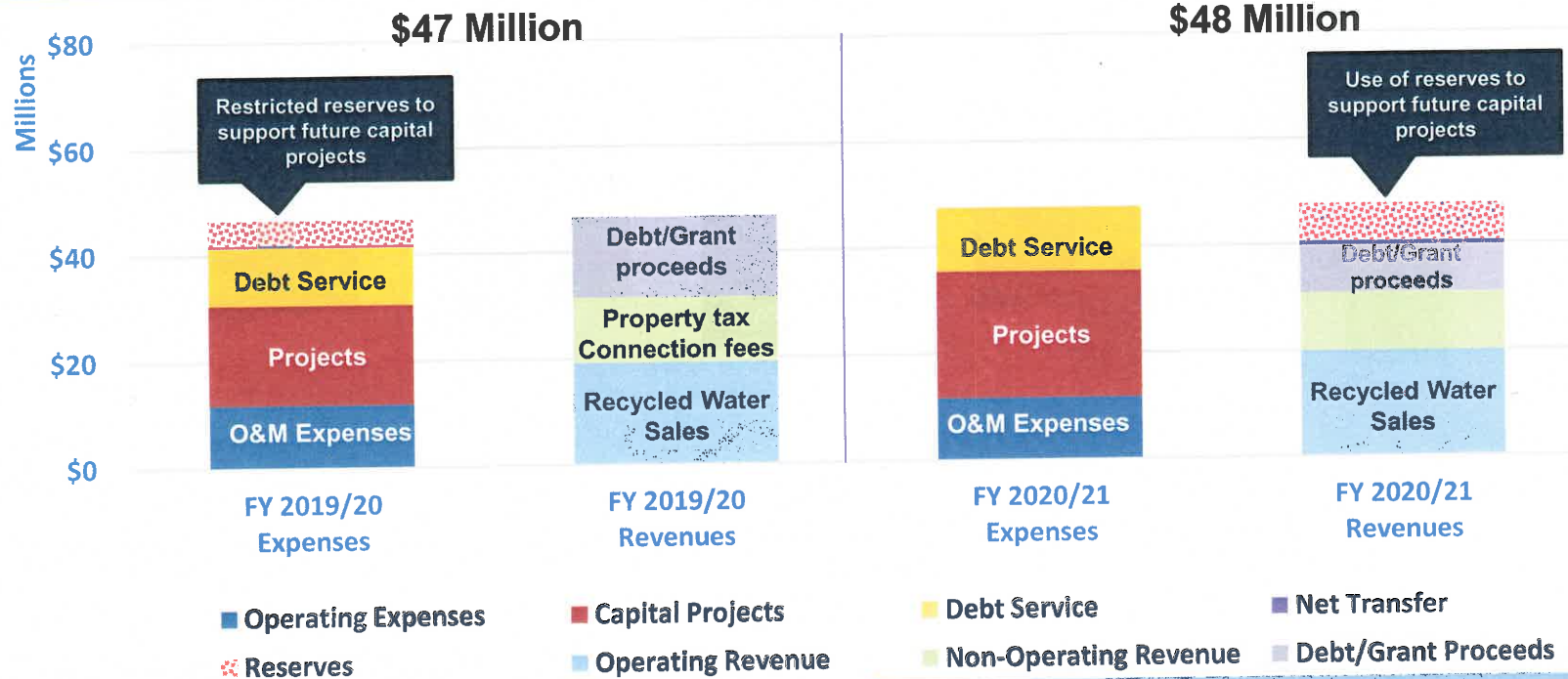


Wastewater Operations Fund Reserves



Projected decrease to support planned capital Replacement & Rehabilitation (R&R) projects

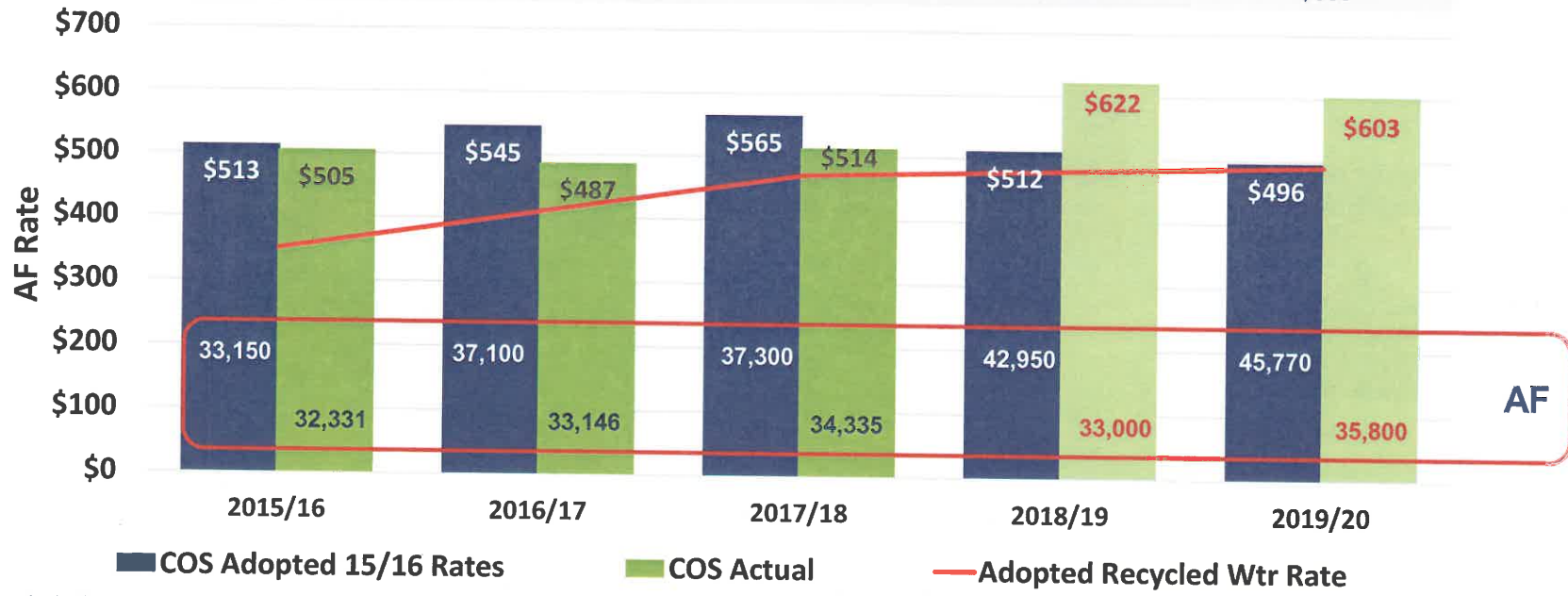
Recycled Water Fund Total Sources and Uses of Funds



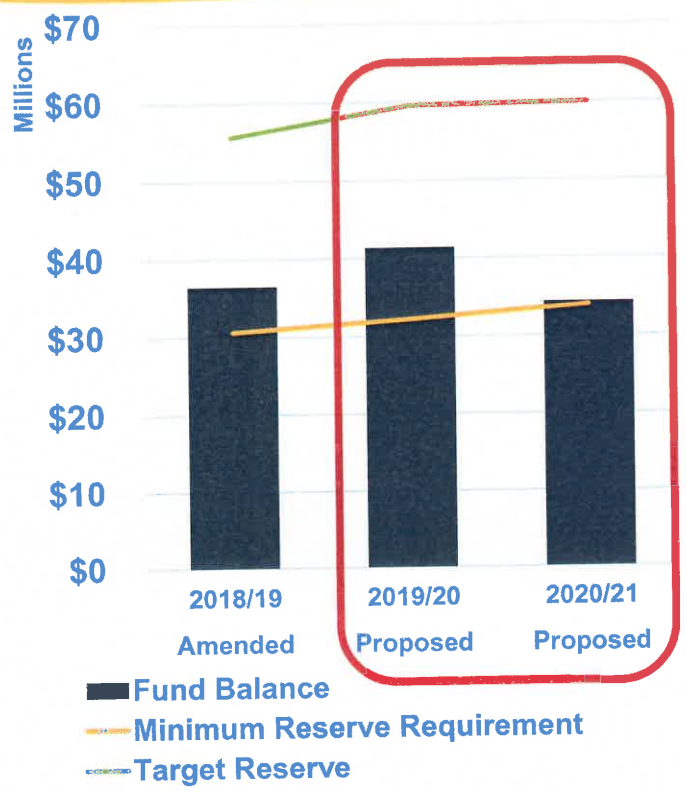
- Major Projects**
- Baseline Recycled Water Pipeline Extension
 - Recycled Water Interties Pomona/JCSD
 - RP-1 1158 Recycled Water Pump Station Upgrades

Recycled Water Fund Cost of Service/AF

	Adopted Multi-Year Rates \$/Acre-Foot (AF)				
	2015/16	2016/17	2017/18	2018/19	2019/20
<i>Effective Date</i>	10/01/15	7/01/16	7/01/17	7/01/18	7/01/19
Direct Delivery	\$350	\$410	\$470	\$480	\$490
Groundwater Recharge	\$410	\$470	\$530	\$540	\$550



Recycled Water Fund Reserves



Changes due to timing of project execution and related funding sources

Recharge Water Fund Major Capital Projects

Project Name (\$ Millions)	FY 2019/20 Proposed	FY 2020/21 Proposed	IEUA Cost Share	CBWM* Cost Share
Recharge Master Plan Update (RMPU) Projects	\$5.0	\$9.7	0%	100%
Lower Day Basin RMPU Improvements		3.4	0%	100%
Groundwater Infrastructure Replacement		0.1	100%	0%
Total Capital Projects	\$5.0	\$13.2		

CBWM: Chino Basin Watermaster

Take-Aways

Stable revenues, continued pace of new development.

No change in adopted rates for FY 2019/20. Adjustments to future rates based on 2019 Rate Study.

CIP emphasis on RP-5 Expansion, R&R of aging assets, and new recycled water interties.

Financing strategy to leverage use of federal and state grants and loans.

Succession planning to ensure knowledge transfer of critical positions.

Review and Approval Timeline

Month	IEUA Committee	IEUA Board	Regional Technical Committee	Regional Policy Committee
March	03/13	03/20	03/28	
April	04/10	04/03 04/17	04/25	04/04
May	05/08	05/15	05/30	05/02
June	06/12	06/19		06/06

**INFORMATION
ITEM**

4B



Date: April 17, 2019

To: The Honorable Board of Directors

From: Shivaji Deshmukh, General Manager SD

Committee: Engineering, Operations & Water Resources

04/10/19

Executive Contact: Chris Berch, Executive Manager of Engineering/AGM

Subject: MWD Turf Removal Rebate Program Update

Executive Summary:

On July 9, 2018, MWD re-launched a revamped turf removal rebate program called the Landscape Transformation Program (LTP). MWD's LTP provided a \$1 per square foot rebate of turf removed for both residential and commercial customers. IEUA, in collaboration with the Member Agencies, matched MWD's \$1 rebate and added another \$1 to offer residential and commercial customers within the IEUA service area, a per square foot rebate of \$2. IEUA's match share was funded through the water use efficiency budget.

The LTP also included new criteria: submittal of a landscape plan; a plant density requirement; irrigation modification/conversion; incorporation of a watershed element; mulch coverage; and limitation on project size - maximum 1,500 square feet for residential and 10,000 square feet for commercial customers. Unfortunately, the LTP did not generate the level of customer interest that MWD had expected. On February 12, 2019, MWD's Board voted to modify the turf rebate by adding an additional \$1 per square foot, loosening LTP requirements, and changing the Program name. All changes were made on April 1, 2019.

Staff's Recommendation:

This is an informational item for the Board of Directors to receive and file.

Budget Impact *Budgeted (Y/N):* Y *Amendment (Y/N):* N *Amount for Requested Approval:*

Account/Project Name:

WR18005.00 - Turf Removal Rebate

Fiscal Impact (explain if not budgeted):

N/A

Prior Board Action:

None

Environmental Determination:

Not Applicable

Business Goal:

The project is consistent with IEUA's Business Goal of increasing Water Reliability by promoting water use efficiency and education to enhance water supplies within the region; and meeting the region's need to develop reliable and diverse local water resources in order to reduce dependence on imported water supplies.

Attachments:

Attachment 1 - MWD Turf Removal Rebate Update - PowerPoint

MWD Turf Removal Rebate Program Update



MWD Turf Removal Rebate Program – Update

July 9, 2018 – March 31, 2019

MWD launches revamped turf removal rebate program

Program Criteria	Terms
MWD Incentive Amount	\$1 per sq. ft.
IEUA Incentive Amount	\$1 per sq. ft.
Maximum – Residential	1,500 sq. ft.
Maximum – Commercial	10,000 sq. ft.
Plant Density	5 plants per 100 sq. ft.
Name Change	Landscape Transformation
Project Area	Front Yard Mandatory
Watershed Approach	Rock Gardens, Berms, Bioswales, etc.
Project Completion Timeline	180 days

IEUA Program Status

July 9, 2018 – Feb. 28, 2019

- Residential:
 - Total Apps Received: 189
 - Total Apps Approved: 115
 - Total Apps Paid: 31
- Commercial:
 - Total Apps Received: 30
 - Total Apps Approved: 21
 - Total Apps Paid: 3



MWD LTP Program Feedback and Constraints

- Per sq. ft. incentive
 - Not enough to motivate customers to action
- Maximum square footage
 - Does not allow for full yard conversions
 - Limits mid-size commercial conversions
- Five plants per 100 sq. ft.
 - Expensive and difficult to achieve
- Requiring front yards first
 - Confusion in areas without traditional front yards
- Name of the program
 - Can be confusing to customers



MWD Approved Changes – April 1, 2019

Program Criteria	Existing	Modifications
MWD Incentive Amount	\$1 per sq. ft.	\$2 per sq. ft.
IEUA Incentive Amount	\$0.50 per sq. ft. \$1 per sq. ft.	\$2.50 (Residential) \$3.00 (Commercial)
Maximum – Residential	1,500 sq. ft.	5,000 sq. ft.
Maximum – Commercial	10,000 sq. ft.	50,000 sq. ft.
Plant Density	5 plants per 100 sq. ft.	3 plants per 100 sq. ft.
Name Change	Landscape Transformation	Turf Replacement Program
Project Area	Front Yard Mandatory	All Areas Eligible

Turf Rebate Amounts – IEUA Service Area

\$1 million supplemental rebate funding for turf removal

Incentive by Agency	Residential	Max Rebate 1,500 / sq. ft.	New Incentive	Max Rebate 5,000 / sq. ft.
MWD	\$1.00	\$1,500	\$2.00	\$10,000
IEUA	\$1.00	\$3,000	\$0.50	\$12,500
MVWD	\$0.50	\$3,750	\$0.50	\$15,000
Ontario	\$0.50	\$3,750	\$0.50	\$15,000
	Commercial	10,000 / sq. ft.	New Incentive	50,000 / sq. ft.
MWD	\$1.00	\$10,000	\$2.00	\$100,000
IEUA	\$1.00	\$20,000	\$1.00	\$150,000
MVWD	\$0.00	\$20,000	\$0.00	\$150,000
Ontario	\$0.50	\$25,000	\$0.50	\$175,000

Next Steps

Consistent with IEUA's Water Use Efficiency Workgroup Recommendations

- Reduce IEUA residential supplemental funding by \$0.50 / sq. ft.
 - (Total rebate: \$2.50 / sq. ft.)
- Maintain IEUA Commercial supplemental funding at \$1.00 / sq. ft.
 - (Total rebate: \$3.00 / sq. ft.)
- Continue to monitor residential project activity and quality

The project is consistent with **IEUA's Business Goal of increasing Water Reliability** by promoting water use efficiency and education to enhance water supplies within the region; and meeting the region's need to develop reliable and diverse local water resources in order to reduce dependence on imported water supplies.

**INFORMATION
ITEM**

4C

Engineering and Construction Management Project Updates



RP-1 Primary Effluent Conveyance Improvements – Phase 2

Project Goal: Increase Utilization and Capacity



Total Project Budget: \$2.4 M
Project Completion: December 2019
Design Percent Complete: 100%

Phase	Consultant/ Contractor	Current Contract	Amendments/ Change Orders
Design (Current)	Stantec	\$232 K	0%
Construction	TBD	\$0	0%

Agency-Wide Lighting Pole Replacements and Upgrades

Project Goal: Asset Replacement and Enhanced Safety



Total Project Budget: \$342 K
Project Completion: March 2019
Construction Percent Complete: 95%

Phase	Consultant/ Contractor	Current Contract	Amendments/ Change Orders
Design	In-House	\$0	0%
Construction (Current)	Southern Contracting	\$233 K	-1.48%

NRWS Manhole Upgrades – 18/19

Project Goal: Extend Asset Life



Total Project Budget: \$200 K
Project Completion: April 2020
Design Percent Complete: 5%

Phase	Consultant/ Contractor	Current Contract	Amendments/ Change Orders
Design (Current)	In-House	\$0	0%
Construction	TBD	\$0	0%

San Sevaine Basin Improvements

Project Goal: Storm Water and Recycled Water Recharge


Total Project Budget: \$6.4 M
Project Completion: February 2019
Construction Percent Complete: 95%

Phase	Consultant/ Contractor	Current Contract	Amendments/ Change Orders
Design	Scheevel/Dudek	\$359 K	17.69%
Construction (Current)	Gwinco/Yellow Jacket Drilling	\$4.5 M	-1.78%



Victoria Basin Improvements

Project Goal: Increase Storm Water and Recycled Water Recharge



Total Project Budget: \$168 K
Project Completion: January 2019
Construction Percent Complete: 100%

Phase	Consultant/ Contractor	Current Contract	Amendments/ Change Orders
Design	Stantec/Carollo	\$122 K	0%
Construction (Current)	WA Rasic	\$46 K	0%

Lower Day Basin

Project Goal: Increase Storm Water Recharge



Total Project Budget: \$4 M
Project Completion: January 2021
Design Percent Complete: 100%

Phase	Consultant/ Contractor	Current Contract	Amendments/ Change Orders
Design (Current)	Scheevel/ Carollo	\$164 K	1.80%
Construction	TBD	\$0	0%

**INFORMATION
ITEM**

4G



Date: April 17, 2019

To: The Honorable Board of Directors
Committee: Finance & Administration

From: Shivaji Deshmukh, General Manager

04/10/19

KRHSID

Executive Contact: Christina Valencia, Executive Manager of Finance & Administration/AGM

Subject: Treasurer's Report of Financial Affairs

Executive Summary:

The Treasurer's Report of Financial Affairs for the month ended February 28, 2019 is submitted in a format consistent with the State requirement.

For the month of February 2019, total cash, investments, and restricted deposits of \$237,251,940 reflects an increase of \$3,443,562 compared to the total of \$233,808,378 reported for January 2019. The average days cash on hand for the month ended February 28, 2019 decreased from 243 days to 239 days due to increase in disbursements from unrestricted cash accounts.

The unrestricted Agency investment portfolio yield in February 2019 was 2.564 percent which was a 0.03 percent increase compared to the January 2019 yield of 2.535 percent. Increases in CAMP and LAIF yields account for the slight increase.

Staff's Recommendation:

The Treasurer's Financial Affairs Report for the month ended February 28, 2019 is an information item for the Board of Director's review.

Budget Impact Budgeted (Y/N): N Amendment (Y/N): N Amount for Requested Approval:

Account/Project Name:

Fiscal Impact (explain if not budgeted):

Interest earned on the Agency's investment portfolio increases the Agency's overall reserves.

Prior Board Action:

On March 20, 2019 the Board of Directors approved the Treasurer's Financial Affairs Report for the month ended January 31, 2019.

Environmental Determination:

Not Applicable

Business Goal:

The Financial Affairs report is consistent with the Agency's Business Goal of Fiscal Responsibility in providing financial reporting that accounts for cash and investment activities to fund operating requirements and to optimize investment earnings.

Attachments:

Attachment 1 - Background

Attachment 2 - PowerPoint

Attachment 3 - Treasurer's Report of Financial Affairs

Background

Subject: Treasurer's Report of Financial Affairs

The Treasurer's Report of Financial Affairs for the month ended February 28, 2019 is submitted in a format consistent with State requirements. The monthly report denotes investment transactions that have been executed in accordance with the criteria stated in the Agency's Investment Policy (Resolution No. 2019-3-1).

Agency total cash, investments, and restricted deposits for the month of February 2019 was \$237.2 million, an increase of \$3.4 million from the \$233.8 million reported for the month ended January 31, 2019.

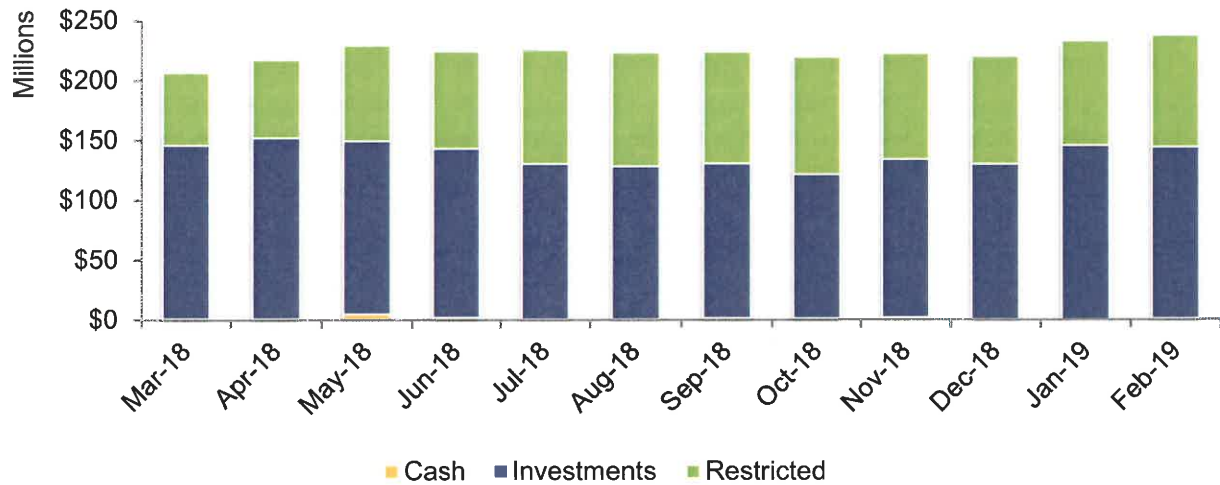
Table 1 represents the unrestricted Agency investment portfolio, by authorized investment and duration, with total portfolio amount of \$145.4 million. The Agency portfolio excludes cash and restricted deposits in the amount of \$93.9 million held by member agencies and with fiscal agents.

Table 1: Agency Portfolio

Authorized Investments	Allowable Threshold (\$ million or %)	Investment Value as of February 28, 2019 (\$ million)				Average Yield %	Portfolio% (Unrestricted)
		Under 1 Year	1-3 Years	Over 3 Years	Total		
LAIF- Unrestricted	\$65	\$14.7	\$0	\$0	\$14.7	2.39%	10.2%
CAMP - Unrestricted	n/a	32.9			32.9	2.62	23.0
Citizens Business Bank – Sweep	40%	5.1			5.1	1.10	3.6
Sub-Total Agency Managed		\$52.7	\$0	\$0	\$52.7	2.42%	36.8%
Brokered Certificates of Deposit	30%	\$0.5	\$3.9	\$0	\$4.4	2.94%	3.0%
Commercial Paper	25%	1.0	-		1.0	3.07	0.7
Medium Term Notes	30%	1.5	4.3	3.6	13.4	2.94	9.4
Municipal Bonds	10%	-	1.0		1.0	1.75	0.7
US Treasury Notes	n/a	-	11.6	10.3	41.4	2.65	28.9
US Gov't Securities	n/a	4.4	9.8	15.1	29.4	2.47	20.4
Sub-Total PFM Managed		\$7.4	\$30.6	\$52.6	\$80.6	2.68%	63.2%
Total		\$60.1	\$30.6	\$52.6	\$143.3	2.56%	100.0%

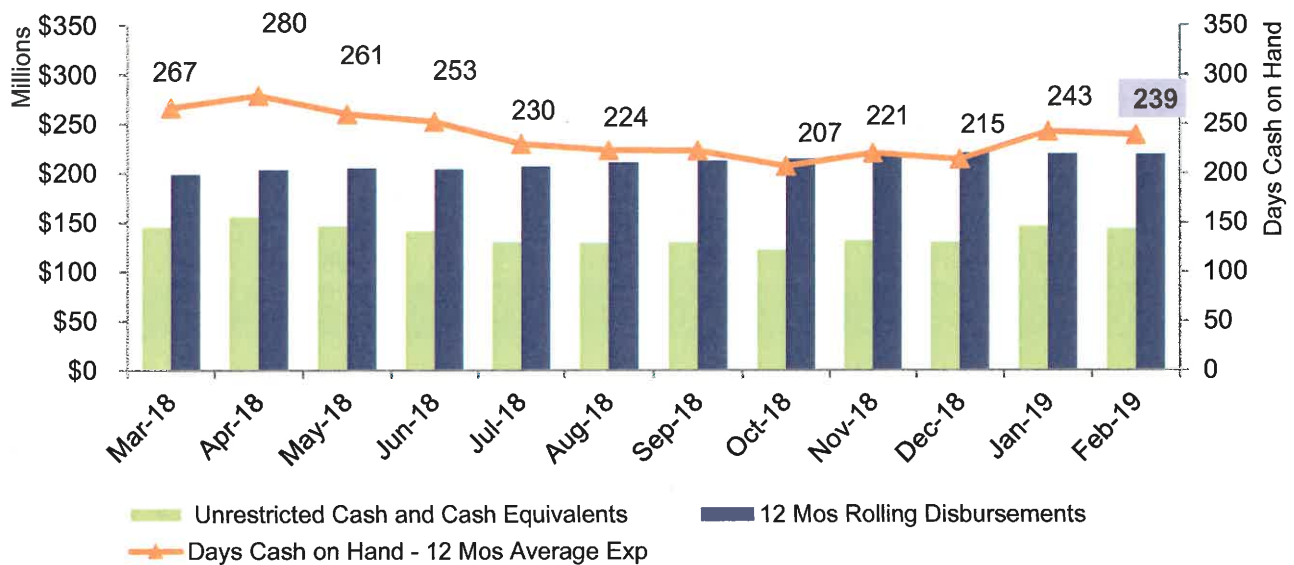
S&P downgrade update: IEUA holds \$815,000 par of a Walt Disney corporate note maturing April 4, 2022. The Walt Disney Company was downgraded from A+ to A resulting from the anticipated closing of their large acquisition of select assets from 21st Century Fox. The new rating reflects the increased leverage of the Company following the acquisition. The current ratings for Disney are A/A2/A with stable outlooks for S&P/Moody's/Fitch respectively.

Figure 1: Cash, Investments, and Restricted Deposits




Average days cash on hand is calculated using the monthly ending balance of unrestricted cash and cash equivalents divided by disbursements associated with operating expenses, debt service, and capital expenditures as recorded in the Agency’s cash flow. A combination of an increase of disbursements and a decrease in unrestricted cash balances resulted in the average days cash on hand for the month ended February 28, 2019 from 243 days to 239 days as shown in Figure 2.

Figure 2: Days Cash on Hand – 12 Month Rolling Average



Monthly cash and investment summaries are available on the Agency’s website at www.ieua.org/fy-2018-19-cash-and-investment/.

Treasurer's Report of Financial Affairs for Month Ended February 28, 2019



Agency Liquidity

- ❖ The average days cash on hand for the month ended February 28, 2019 decreased from 243 days to 239 days due to increase in disbursements from unrestricted cash accounts.

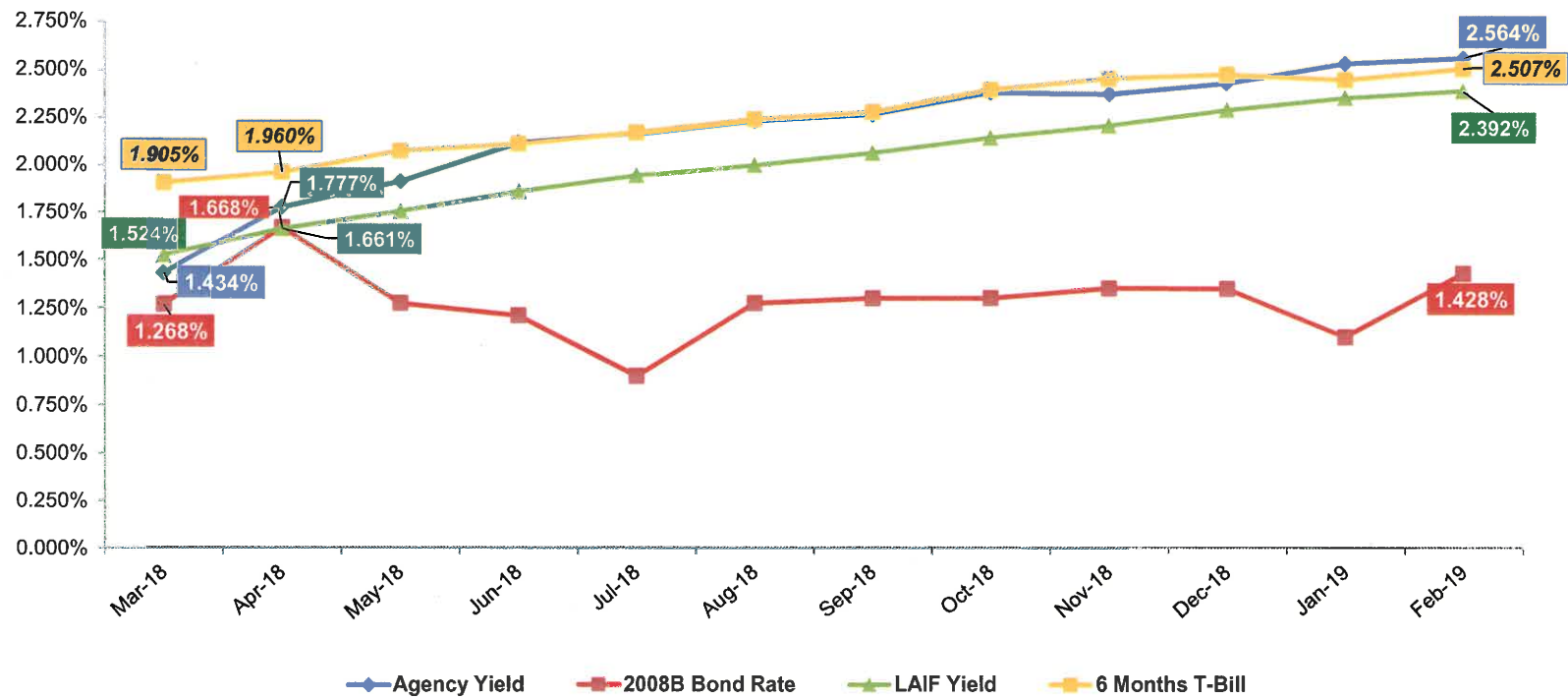
Description	February (\$ million)	January (\$ million)	Increase/ (Decrease) (\$ million)
Investment Portfolio	\$143.3	\$145.4	(\$2.1)
Cash and Restricted Deposits	\$93.9	\$88.4	\$5.5
Total Investments, Cash, and Restricted Deposits	\$237.2	\$233.8	\$3.4
Investment Portfolio Yield	2.564%	2.535%	0.029%
Weighted Average Duration (Years)	1.06	1.08	(0.02)
Average Cash on Hand (Days)	239	243	(4)

Monthly cash and investment summaries available at: <http://www.ieua.org/fy-2018-19-cash-and-investment/>

Agency Investment Position

Authorized Investments	Allowable Threshold (\$ million or %)	Under 1 Year	1 – 3 Years	Over 3 Years	Total	Average Yield %	Portfolio % (Unrestricted)
Local Agency Investment Fund	\$65	\$14.7	\$0	\$0	\$14.7	2.39%	10.2%
California Asset Management Program	n/a	32.9			32.9	2.64	23.0
Citizens Business Bank – Sweep	40%	5.1			5.1	1.10	3.6
Sub-Total Agency Managed		\$52.7	\$0	\$0	\$52.7	2.42%	36.8%
Brokered Certificates of Deposit (CD)	30%	\$0.5	\$3.9	\$0	\$4.4	2.94%	3.0%
Commercial Paper	25%	1.0	-		1.0	3.07	0.7
Medium Term Notes	30%	1.5	4.3	7.6	13.4	2.94	9.4
Municipal Bonds	10%	-	1.0		1.0	1.75	0.7
US Treasury Notes	n/a	-	11.6	29.8	41.4	2.65	28.9
US Government Securities	n/a	4.4	9.8	15.2	29.4	2.47	20.4
Sub-Total PFM Managed		\$7.4	\$30.6	\$52.6	\$80.6	2.68%	63.2%
Total		\$60.1	\$30.6	\$52.6	\$143.3	2.56%	100.0%

Portfolio Yield Comparison



Questions



The Treasurer's Report of Financial Affairs is consistent with the Agency's business goal of fiscal responsibility.

TREASURER'S REPORT OF FINANCIAL AFFAIRS

For the Month Ended February 28, 2019



All investment transactions have been executed in accordance with the criteria stated in the Agency's Investment Policy (Resolution No. 2019-3-1) adopted by the Inland Empire Utilities Agency's Board of Directors during its regular meeting held on March 20, 2019.

The funds anticipated to be available during the next six-month period are expected to be sufficient to meet all foreseen expenditures during the period.

* A Municipal Water District

INLAND EMPIRE UTILITIES AGENCY
Cash and Investment Summary

Month Ended
February 28, 2019

	February	January	Variance
<u>Cash, Bank Deposits, and Bank Investment Accounts</u>	<u>\$275,679</u>	<u>\$759,650</u>	<u>(\$483,971)</u>
<u>Investments</u>			
Agency Managed			
Citizens Business Bank (CBB) Repurchase (Sweep)	\$5,152,340	\$5,350,189	(\$197,849)
Local Agency Investment Fund (LAIF)	14,694,161	14,694,161	0
California Asset Management Program (CAMP)	32,942,199	34,874,833	(1,932,634)
Total Agency Managed Investments	<u>52,788,700</u>	<u>54,919,183</u>	<u>(2,130,483)</u>
PFM Managed			
Certificates of Deposit	\$4,349,657	\$4,349,634	\$23
Municipal Bonds	999,363	999,258	105
Commercial Paper	1,006,315	1,003,935	2,380
Medium Term Notes	13,454,805	13,457,410	(2,605)
U.S. Treasury Notes	41,393,829	39,849,660	1,544,169
U.S. Government Sponsored Entities	29,309,243	30,837,852	(1,528,609)
Total PFM Managed Investments	<u>90,513,212</u>	<u>90,497,749</u>	<u>15,463</u>
Total Investments	<u>\$143,301,912</u>	<u>\$145,416,932</u>	<u>(\$2,115,020)</u>
Total Cash and Investments Available to the Agency	<u>\$143,577,591</u>	<u>\$146,176,582</u>	<u>(\$2,598,991)</u>
<u>Restricted Deposits</u>			
CAMP Water Connection Reserve	\$12,796,849	\$12,439,085	\$357,764
LAIF Self Insurance Reserve	6,106,308	6,106,308	0
Debt Service Accounts	2,590,923	2,948,059	(357,136)
Capital Capacity Reimbursement Account (CCRA) Deposits Held by Member Agencies**	57,618,942	51,296,296	6,322,646
California Employers' Retirement Benefit Trust Account - CERBT (Other Post Employment Benefits - OPEB)	14,403,900	14,234,360	169,540
Escrow Deposits	157,427	607,688	(450,261)
Total Restricted Deposits	<u>\$93,674,349</u>	<u>\$87,631,796</u>	<u>\$6,042,553</u>
Total Cash, Investments, and Restricted Deposits	<u>\$237,251,940</u>	<u>\$233,808,378</u>	<u>\$3,443,562</u>

**Reported total as of February 2019 net of capital call.

INLAND EMPIRE UTILITIES AGENCY
Cash and Investment Summary

Month Ended
February 28, 2019

Cash, Bank Deposits, and Bank Investment Accounts

CBB Demand Account (Negative balance offset by CBB Sweep Balance)	(\$552,595)
CBB Payroll Account	-
CBB Workers' Compensation Account	13,911
Subtotal Demand Deposits	<u>(\$538,684)</u>

Other Cash and Bank Accounts

Petty Cash	\$2,250
Subtotal Other Cash	<u>\$2,250</u>

US Bank Pre-Investment Money Market Account

\$812,113

Total Cash and Bank Accounts

\$275,679

Unrestricted Investments

CBB Repurchase (Sweep) Investments

Fannie Mae Bond	\$5,152,340
Subtotal CBB Repurchase (Sweep)	<u>\$5,152,340</u>

Local Agency Investment Fund (LAIF)

LAIF Fund	\$14,694,161
Subtotal Local Agency Investment Fund	<u>\$14,694,161</u>

California Asset Management Program (CAMP)

Short Term	\$32,942,199
Subtotal CAMP	<u>\$32,942,199</u>

Subtotal Agency Managed Investment Accounts

\$52,788,700

INLAND EMPIRE UTILITIES AGENCY
Cash and Investment Summary

Month Ended
February 28, 2019

Unrestricted Investments Continued

Brokered Certificates of Deposit

Brokered Certificates of Deposit	\$4,349,657
Subtotal Brokered Certificates of Deposit	\$4,349,657

Commercial Paper

JP Morgan Securities	\$1,006,315
Subtotal Commercial Paper	\$1,006,315

Municipal Bonds

State and Local Municipal Bonds	\$999,363
Subtotal Municipal Bonds	\$999,363

Medium Term Notes

Wells Fargo Bank	\$1,500,928
UPS of America Inc	768,240
Hershey Company	334,828
American Honda Finance	775,592
Boeing Co	773,984
Toyota Motor	1,183,319
Bank of NY Mellon	1,377,395
American Express	788,603
Walt Disney Company	802,197
Visa Inc	800,948
Bank of America	774,837
Oracle Corp	1,394,267
Burlington North Santa Fe Corp	792,338
Bank of NY Mellon	1,387,329
Subtotal Medium Term Notes	\$13,454,805

INLAND EMPIRE UTILITIES AGENCY
Cash and Investment Summary

Month Ended
February 28, 2019

Unrestricted Investments Continued

U.S. Treasury Notes

Treasury Note	\$41,393,829
Subtotal U.S. Treasury Notes	\$41,393,829

U.S. Government Sponsored Entities

Fannie Mae Bank	\$9,597,651
Freddie Mac Bank	9,465,100
Federal Home Loan Bank	10,246,492
Subtotal U.S. Government Sponsored Entities	\$29,309,243

Subtotal PFM Managed Investment Accounts	\$90,513,212
---	---------------------

<i>Total Investments</i>	\$143,301,912
---------------------------------	----------------------

Restricted Deposits

Investment Pool Accounts

CAMP -Water Connection Reserves	\$12,796,849
LAIF - Self Insurance Fund Reserves	6,106,308
Subtotal Investment Pool Accounts	\$18,903,157

Debt Service

2008B Debt Service Accounts	\$2,590,005
2010A Debt Service Accounts	3
2017A Debt Service Accounts	914
Subtotal Debt Service	\$2,590,923

INLAND EMPIRE UTILITIES AGENCY
Cash and Investment Summary

Month Ended
February 28, 2019

Restricted Deposits Continued

CCRA Deposits Held by Member Agencies

City of Chino	\$10,102,726
Cucamonga Valley Water District	9,008,700
City of Fontana	7,105,342
City of Montclair	2,961,980
City of Ontario	19,247,023
City of Chino Hills	6,702,898
City of Upland	2,490,273
Subtotal CCRA Deposits Held by Member Agencies**	\$57,618,942

**Reported total as of February 2019 net of capital call.

CalPERS

CERBT Account (OPEB)	\$14,403,900
Subtotal CalPERS Accounts	\$14,403,900

Escrow Deposits

Kemp Brothers Construction	\$152,225
Genesis Construction	5,202
Subtotal Escrow Deposits	\$157,427

Total Restricted Deposits

\$93,674,349

Total Cash, Investments, and Restricted Deposits as of February 28, 2019

\$237,251,940

Total Cash, Investments, and Restricted Deposits as of 02/28/19

\$237,251,940

Less: Total Cash, Investments, and Restricted Deposits as of 01/31/19

233,808,378

Total Monthly Increase (Decrease)

\$3,443,562

INLAND EMPIRE UTILITIES AGENCY

Cash and Investment Summary

Month Ended
February 28, 2019

	Credit Rating @ Purchase		CHANGES IN Credit Rating		Par Amount	Cost Basis Amount	Term (Days)	February Value	% Coupon	% Yield to Maturity	Maturity Date	Market Value
	S&P	Moody's	S&P	Moody's								
<u>Cash, Bank Deposits, and Bank Investment Accounts</u>												
Citizens Business Bank (CBB)												
Demand Account					(\$552,595)	(\$552,595)	N/A	(\$552,595)		N/A	N/A	(\$552,595)
Payroll Checking					0	0	N/A	0		N/A	N/A	0
Workers' Compensation Account					13,911	13,911	N/A	13,911		N/A	N/A	13,911
Subtotal CBB Accounts					<u>(\$538,684)</u>	<u>(\$538,684)</u>		<u>(\$538,684)</u>		<u>N/A</u>	<u>N/A</u>	<u>(\$538,684)</u>
US Bank (USB)												
Custodial Money Market (Investment Mgmt.)					5514,942	5514,942	N/A	5514,942		1.93%	N/A	5514,942
Custodial Money Market (Debt Service)					297,171	297,171	N/A	297,171		1.93%	N/A	297,171
Subtotal USB Account					<u>\$812,113</u>	<u>\$812,113</u>		<u>\$812,113</u>		<u>1.93%</u>	<u>N/A</u>	<u>\$812,113</u>
Petty Cash					<u>\$2,250</u>	<u>\$2,250</u>	N/A	<u>\$2,250</u>		<u>N/A</u>	<u>N/A</u>	<u>\$2,250</u>
Total Cash, Bank Deposits and Bank Investment Accounts					<u>\$275,679</u>	<u>\$275,679</u>		<u>\$275,679</u>				<u>\$275,679</u>
<u>Investments</u>												
CBB Daily Repurchase (Sweep) Accounts												
Fannie Mae Bond					5,152,340	5,152,340	N/A	5,152,340		1.10%	N/A	5,152,340
Subtotal CBB Repurchase Accounts					<u>\$5,152,340</u>	<u>\$5,152,340</u>		<u>\$5,152,340</u>		<u>1.10%</u>	<u>N/A</u>	<u>\$5,152,340</u>
LAIF Accounts												
Non-Restricted Funds					14,694,161	14,694,161	N/A	14,694,161		2.392%	N/A	14,694,161
Subtotal LAIF Accounts					<u>\$14,694,161</u>	<u>\$14,694,161</u>		<u>\$14,694,161</u>		<u>2.392%</u>	<u>N/A</u>	<u>\$14,694,161</u>
CAMP Accounts												
Non-Restricted Funds					32,942,199	32,942,199	N/A	32,942,199		2.64%	N/A	32,942,199
Subtotal CAMP Accounts					<u>\$32,942,199</u>	<u>\$32,942,199</u>		<u>\$32,942,199</u>		<u>2.64%</u>	<u>N/A</u>	<u>\$32,942,199</u>
Subtotal Agency Managed Investment Accounts					<u>\$52,788,700</u>	<u>\$52,788,700</u>		<u>\$52,788,700</u>		<u>2.42%</u>		<u>\$52,788,700</u>
Brokered Certificates of Deposit (CDs)												
Ally Bank	N/R	N/R			243,000	243,000	722	243,000	1.45%	1.45%	03/11/19	242,944
Wells Fargo Bank	N/R	N/R			242,000	242,000	729	242,000	1.55%	1.55%	03/15/19	241,934
Bank of Nova Scotia Houston	A+	Aa2			1,410,000	1,409,464	730	1,409,657	3.08%	3.10%	06/05/20	1,418,972
Bank of Montreal Chicago	A+	Aa2			1,400,000	1,400,000	731	1,400,000	3.19%	3.23%	08/03/20	1,404,704
Synchrony Bank	N/R	N/R			240,000	240,000	1827	240,000	2.25%	2.25%	10/02/20	238,566
Royal Bank of Canada NY	AA-	Aa2			815,000	815,000	1095	815,000	3.24%	3.24%	06/07/21	821,933
Subtotal Brokered CDs					<u>\$4,350,000</u>	<u>\$4,349,464</u>		<u>\$4,349,657</u>		<u>2.94%</u>		<u>\$4,369,054</u>

INLAND EMPIRE UTILITIES AGENCY

Cash and Investment Summary

Month Ended
February 28, 2019

	Credit Rating @ Purchase		CHANGES IN Credit Rating		Par	Cost Basis	Term	February	%	%	Maturity	Market
	S&P	Moody's	S&P	Moody's	Amount	Amount	(Days)	Value	Coupon	Yield to Maturity	Date	Value
Investments (continued)												
US Treasury Note												
US Treasury Note	AA+	Aaa			\$2,195,000	\$2,149,128	819	2,166,596	1.500%	2.46%	07/15/20	\$2,163,789
US Treasury Note	AA+	Aaa			2,225,000	2,201,012	1019	2,208,327	2.125%	2.53%	01/31/21	2,207,879
US Treasury Note	AA+	Aaa			1,900,000	1,886,938	753	1,887,562	2.250%	2.59%	02/15/21	1,889,757
US Treasury Note	AA+	Aaa			2,850,000	2,715,627	1153	2,749,623	1.125%	2.69%	06/30/21	2,762,274
US Treasury Note	AA+	Aaa			2,615,000	2,588,543	1201	2,595,363	2.250%	2.57%	07/31/21	2,599,679
US Treasury Note	AA+	Aaa			580,000	567,426	1202	569,732	2.000%	2.69%	10/31/21	572,614
US Treasury Note	AA+	Aaa			2,555,000	2,480,346	1323	2,497,706	1.750%	2.60%	11/30/21	2,504,598
US Treasury Note	AA+	Aaa			2,500,000	2,418,750	1436	2,435,593	1.875%	2.75%	03/31/22	2,455,370
US Treasury Note	AA+	Aaa			3,070,000	2,969,266	1336	2,984,499	1.875%	2.82%	03/31/22	3,015,194
US Treasury Note	AA+	Aaa			3,790,000	3,678,225	1332	3,692,779	1.875%	2.75%	04/30/22	3,722,341
US Treasury Note	AA+	Aaa			2,550,000	2,476,090	1474	2,491,392	1.875%	2.64%	04/30/22	2,502,585
US Treasury Note	AA+	Aaa			1,300,000	1,252,570	1456	1,259,994	1.750%	2.72%	06/30/22	1,269,531
US Treasury Note	AA+	Aaa			2,065,000	1,980,706	1577	1,994,387	1.750%	2.76%	09/30/22	2,011,843
US Treasury Note	AA+	Aaa			1,600,000	1,546,625	1641	1,555,934	2.000%	2.80%	10/31/22	1,571,688
US Treasury Note	AA+	Aaa			1,040,000	990,356	1580	994,749	1.750%	2.93%	01/31/23	1,010,628
US Treasury Note	AA+	Aaa			1,260,000	1,191,980	1778	1,203,533	1.500%	2.69%	02/28/23	1,211,766
US Treasury Note	AA+	Aaa			1,275,000	1,206,269	1699	1,215,471	1.500%	2.74%	02/28/23	1,226,192
US Treasury Note	AA+	Aaa			1,235,000	1,189,508	1508	1,190,001	1.500%	2.44%	03/31/23	1,186,661
US Treasury Note	AA+	Aaa			\$2,000,000	\$1,899,453	1618	1,901,597	1.38%	2.58%	06/30/23	\$1,906,640
US Treasury Note	AA+	Aaa			\$1,260,000	\$1,196,951	1630	1,197,582	1.25%	2.44%	07/31/23	\$1,193,555
US Treasury Note	AA+	Aaa			\$2,525,000	\$2,479,826	1786	2,481,058	2.13%	2.52%	11/30/23	\$2,480,419
US Treasury Note	AA+	Aaa			\$120,000	\$120,356	1795	120,351	2.63%	2.56%	12/31/23	\$120,548
Subtotal US Treasuries					\$42,510,000	\$41,185,951		\$41,393,829		2.65%		\$41,585,551
U.S. Government Sponsored Entities												
Fannie Mae Bond	AA+	Aaa			\$1,350,000	\$1,350,000	1173	1,350,000	1.250%	1.25%	08/26/19	\$1,341,735
Freddie Mac Bond	AA+	Aaa			3,000,000	2,972,928	1,359	2,995,641	1.25%	1.50%	10/02/19	2,977,815
Federal Home Loan Bank	AA+	Aaa			4,800,000	4,766,640	658	4,782,302	2.13%	2.52%	02/11/20	4,781,160
Federal Home Loan Bank	AA+	Aaa			2,500,000	2,495,600	712	2,497,546	2.38%	2.47%	03/30/20	2,495,785
Freddie Mac Bond	AA+	Aaa			2,500,000	2,485,350	1,036	2,489,782	2.38%	2.59%	02/16/21	2,491,623
Freddie Mac Bond	AA+	Aaa			2,550,000	2,527,994	1,028	2,534,516	2.38%	2.70%	02/16/21	2,541,455
Fannie Mae Bond	AA+	Aaa			2,510,000	2,502,671	1,092	2,504,756	2.50%	2.60%	04/13/21	2,507,801
Federal Home Loan Bank	AA+	Aaa			1,865,000	1,882,717	1,001	1,882,089	3.00%	2.63%	10/21/21	1,885,746
Fannie Mae Bond	AA+	Aaa			795,000	794,428	1,096	794,453	2.63%	2.65%	01/11/22	796,222
Fannie Mae Bond	AA+	Aaa			1,655,000	1,603,678	1,632	1,613,227	2.00%	2.74%	10/05/22	1,624,207
Freddie Mac Bond	AA+	Aaa			1,450,000	1,444,461	1,810	1,445,161	2.75%	2.83%	06/19/23	1,460,047
Fannie Mae Bond	AA+	Aaa			855,000	853,273	1,741	853,371	2.88%	2.92%	09/12/23	865,445
Fannie Mae Bond	AA+	Aaa			1,820,000	1,803,274	1,772	1,804,343	2.88%	3.08%	09/12/23	1,842,233
Federal Home Loan Bank	AA+	Aaa			870,000	895,642	1,772	895,222	3.38%	2.72%	12/08/23	898,515
Fannie Mae Bond	AA+	Aaa			680,000	677,470	1,823	677,501	2.50%	2.58%	02/05/24	675,874
Federal Home Loan Bank	AA+	Aaa			190,000	189,327	1,824	189,333	2.50%	2.58%	02/13/24	188,937
Subtotal U.S. Gov't Sponsored Entities					29,390,000	29,245,454		\$29,309,243		2.47%		\$29,374,600

(As of August 2011, all US GSE's have been downgraded to AA+ Rating by S&P)

INLAND EMPIRE UTILITIES AGENCY
Cash and Investment Summary
Month Ended
February 28, 2019

	Credit Rating @ Purchase		CHANGES IN Credit Rating		Par Amount	Cost Basis Amount	Term (Days)	February Value	% Coupon	% Yield to Maturity	Maturity Date	Market Value
	S&P	Moody's	S&P	Moody's								
Investments (continued)												
Commercial Paper												
JP Morgan Securities	A-1	P-1			\$1,020,000	\$997,135	269	\$1,006,315		3.07%	08/09/19	\$1,007,662
Subtotal Commercial Paper					\$1,020,000	\$997,135		\$1,006,315		3.07%		\$1,007,662
Municipal Bonds												
San Diego Redevelopment Agency	AA	N/R			\$1,000,000	\$996,800	934	\$999,363	1.625%	1.75%	09/01/19	\$995,040
Subtotal State and Local Municipal Bonds					\$1,000,000	\$996,800		\$999,363		1.75%		\$995,040
Investments (continued)												
Medium Term Notes												
Wells Fargo Bank	A+	Aa2			\$1,500,000	\$1,511,655	1075	1,500,928	1.750%	1.48%	05/24/19	\$1,497,030
UPS of America Inc	A+	A1			725,000	802,046	714	768,240	8.38%	2.75%	04/01/20	767,260
Toyota Motor	AA-	Aa3			200,000	199,880	731	199,889	3.05%	3.08%	01/08/21	200,836
Hershey Company	A	A1			335,000	334,769	1,101	334,828	3.10%	3.12%	05/15/21	337,230
American Honda Finance	A+	A2			800,000	767,016	1,181	775,592	1.65%	3.00%	07/12/21	775,786
Boeing Co	A	A2			680,000	805,678	1,215	773,984	8.75%	2.88%	08/15/21	776,089
Toyota Motor	AA-	Aa3			1,000,000	978,790	1,355	983,430	2.60%	3.21%	01/11/22	992,224
Bank of NY Mellon	A	A1			1,400,000	1,371,048	1,391	1,377,395	2.60%	3.18%	02/07/22	1,389,706
American Express	A-	A2			800,000	785,488	1,415	788,603	2.70%	3.20%	03/03/22	795,414
Walt Disney Company	A+	A2			815,000	798,692	1,416	802,197	2.45%	3.00%	03/04/22	805,893
Visa Inc	A+	A1			825,000	795,407	1,611	800,948	2.15%	3.03%	09/15/22	808,418
Bank of America	A-	A3			800,000	769,264	1,647	774,837	2.50%	3.43%	10/21/22	782,250
Oracle Corp	AA-	A1			1,420,000	1,389,001	1,763	1,394,267	2.63%	3.11%	02/15/23	1,402,070
Burlington North Santa Fe Corp	A+	A3			800,000	790,800	1,792	792,338	3.00%	3.26%	03/15/23	798,862
Bank of NY Mellon	A	A1			1,375,000	1,387,595	1,555	1,387,329	3.50%	3.27%	04/28/23	1,395,268
Subtotal Medium Term Notes					\$13,475,000	\$13,487,129		\$13,454,805		2.94%		\$13,524,335
Subtotal PFM Managed Investment Accounts					\$91,745,000	\$90,261,933		\$90,513,212		2.65%		\$90,856,241
Total Investments					\$144,533,700	\$143,050,633		\$143,301,912				\$143,644,941
<i>(Source of Investment Amortized Cost: PFM)</i>												
Restricted Deposits												
Investment Pool Accounts												
CAMP - Water Connection Reserves					\$12,796,849	\$12,796,849	N/A	\$12,796,849		2.64%	N/A	\$12,796,849
LALF - Self Insurance Reserves					6,106,308	6,106,308	N/A	6,106,308		2.39%	N/A	6,106,308
Total Investment Pool Accounts					\$18,903,157	\$18,903,157		\$18,903,157		2.56%		\$18,903,157
Debt Service and Arbitrage Accounts												
2008B Debt Service Accounts					\$2,590,005	\$2,590,005	N/A	\$2,590,005		1.85%		\$2,590,005
2010A Debt Service Accounts					3	3	N/A	3		0.34%		3
2017A Debt Service Accounts					914	914	N/A	914		0.30%		914
Total Debt Service Accounts					\$2,590,923	\$2,590,923		\$2,590,923		1.85%		\$2,590,923

INLAND EMPIRE UTILITIES AGENCY
Cash and Investment Summary
 Month Ended
 February 28, 2019

	Credit Rating @ Purchase		CHANGES IN Credit Rating		Par	Cost Basis	Term	February	% Coupon	% Yield to Maturity	Maturity	Market
	S&P	Moody's	S&P	Moody's	Amount	Amount	(Days)	Value			Date	Value
Restricted Deposits (continued)												
CCRA Deposits Held by Member Agencies												
City of Chino					\$10,102,726	\$10,102,726	N/A	\$10,102,726		N/A	N/A	\$10,102,726
City of Chino Hills					6,702,898	6,702,898	N/A	6,702,898		N/A	N/A	6,702,898
Cucamonga Valley Water District					9,008,700	9,008,700	N/A	9,008,700		N/A	N/A	9,008,700
City of Fontana					7,105,342	7,105,342	N/A	7,105,342		N/A	N/A	7,105,342
City of Montclair					2,961,980	2,961,980	N/A	2,961,980		N/A	N/A	2,961,980
City of Ontario					19,247,023	19,247,023	N/A	19,247,023		N/A	N/A	19,247,023
City of Upland					2,490,273	2,490,273	N/A	2,490,273		N/A	N/A	2,490,273
<i>Subtotal CCRA Deposits Held by Member Agencies**</i>					\$57,618,942	\$57,618,942		\$57,618,942				\$57,618,942
<i>**Reported total as of February 2019 net of capital call.</i>												
CalPERS Deposits												
CERBT Account (OPEB)					\$13,000,000	\$13,000,000	N/A	\$14,403,900		N/A	N/A	\$14,403,900
Subtotal CalPERS Deposits					\$13,000,000	\$13,000,000		\$14,403,900				\$14,403,900
<i>CERBT Strategy 2 Performance as of January 31, 2019 based on 1 Year Net Return was -5.37%.</i>												
Escrow Deposits												
Genesis Construction Escrow					\$152,225	\$152,225	N/A	\$152,225		N/A	N/A	\$152,225
Stanek Contractors Escrow					5,202	5,202	N/A	5,202		N/A	N/A	5,202
Subtotal Escrow Deposits					\$157,427	\$157,427		\$157,427				\$157,427
Total Restricted Deposits					\$92,270,449	\$92,270,449		\$93,674,349				\$93,674,349
Total Cash, Investments, and Restricted Deposits as of February 28, 2019					\$237,079,828	\$235,596,761		\$237,251,940				\$237,594,969

INLAND EMPIRE UTILITIES AGENCY
Cash and Investment Summary

Month Ended
February 28, 2019

February Purchases

No.	Date	Transaction	Investment Security	Type	Par Amount Purchased	Investment Yield to Maturity
1	02/08/19	Buy	Fannie Mae Note	GSE	\$680,000	2.58%
2	02/12/19	Buy	US Treasury Note	UST	1,235,000	2.44%
3	02/12/19	Buy	US Treasury Note	UST	1,260,000	2.44%
4	02/15/19	Buy	Federal Home Loan Bank	GSE	190,000	2.58%
					\$ 3,365,000	

February Investment Maturities, Calls & Sales

No.	Date	Transaction	Investment Security	Type	Par Amount Matured/Sold	Investment Yield to Maturity
1	02/07/19	Sell	US Treasury Note	UST	\$675,000	2.61%
2	02/08/19	Sell	Fannie Mae Note	GSE	900,000	1.26%
3	02/08/19	Sell	Fannie Mae Note	GSE	1,500,000	2.50%
4	02/14/18	Sell	US Treasury Note	UST	190,000	2.63%
Total Maturities, Calls & Sales					\$ 3,265,000	

INLAND EMPIRE UTILITIES AGENCY
Cash and Investment Summary

Month Ended
February 28, 2019

Directed Investment Category

	Amount Invested	Yield
CBB Repurchase (Sweep)	\$5,152,340	1.100%
LAIF - Unrestricted	\$14,694,161	2.392%
CAMP - Unrestricted	\$32,942,199	2.640%
Brokered Certificates of Deposit	\$4,349,657	2.943%
Medium Term Notes	\$13,454,805	2.944%
Municipal Bonds	\$999,363	1.753%
Commercial Paper	\$1,006,315	3.070%
US Treasury Notes	\$41,393,829	2.653%
U.S. Government Sponsored Entities	\$29,309,243	2.474%
Total Investment Portfolio	\$143,301,912	
Investment Portfolio Rate of Return		2.564%

Restricted/Transitory/Other Accounts

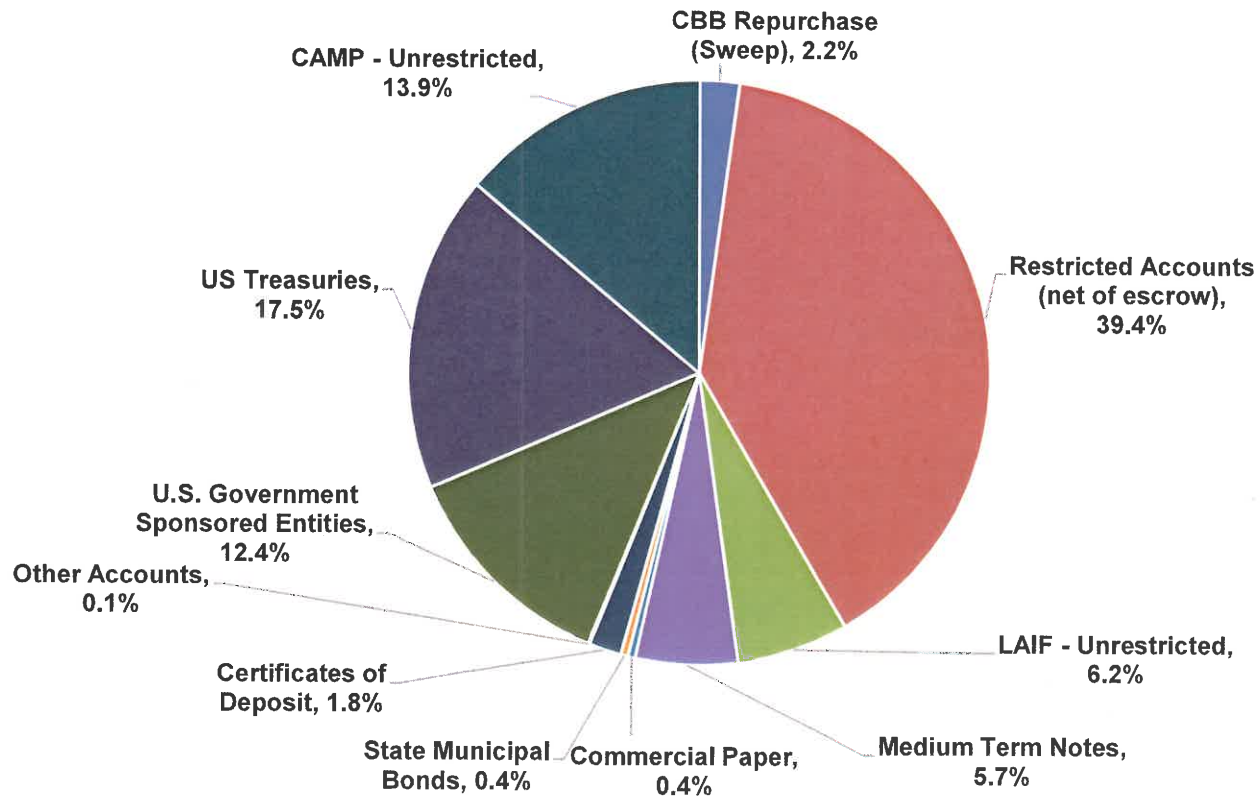
	Amount Invested	Yield
CCRA Deposits Held by Member Agencies	\$57,618,942	N/A
CalPERS OPEB (CERBT) Account	14,403,900	N/A
CAMP Restricted Water Connection Reserve	12,796,849	2.640%
LAIF Restricted Insurance Reserve	6,106,308	2.392%
US Bank - 2008B Debt Service Accounts	2,590,005	1.850%
US Bank - 2010A Debt Service Accounts	3	0.340%
US Bank - 2017A Debt Service Accounts	914	0.300%
US Bank - Pre-Investment Money Market Account	812,113	1.930%
Citizens Business Bank - Demand Account	(552,595)	N/A
Citizens Business Bank - Workers' Compensation Account	13,911	N/A
Other Accounts*	2,250	N/A
Escrow Account	157,427	N/A
Total Restricted/Transitory/Other Accounts	\$93,950,028	
Average Yield of Other Accounts		2.455%

Total Agency Directed Deposits

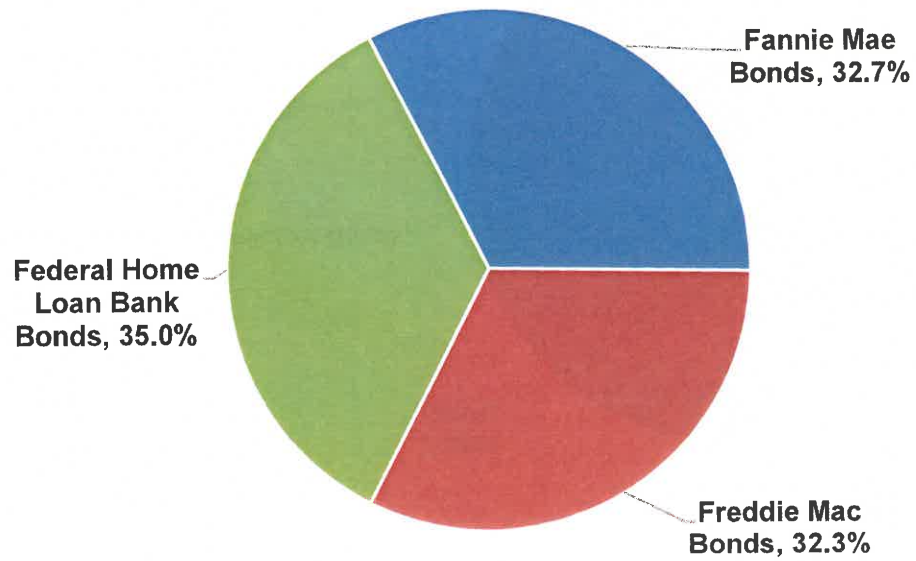
\$237,251,940

*Petty Cash

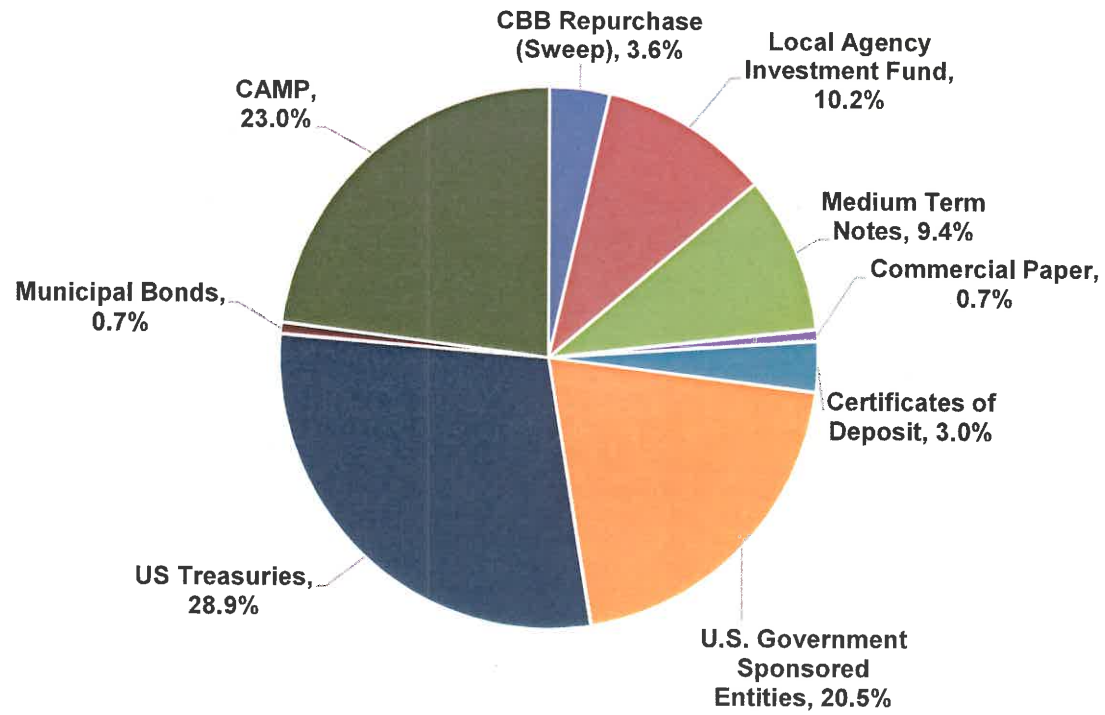
Inland Empire Utilities Agency
Treasurer's Report of Financial Affairs
 Month Ended February 28, 2019
 Agency Investment Portfolio (Net of Escrow Accounts)
\$237,094,513



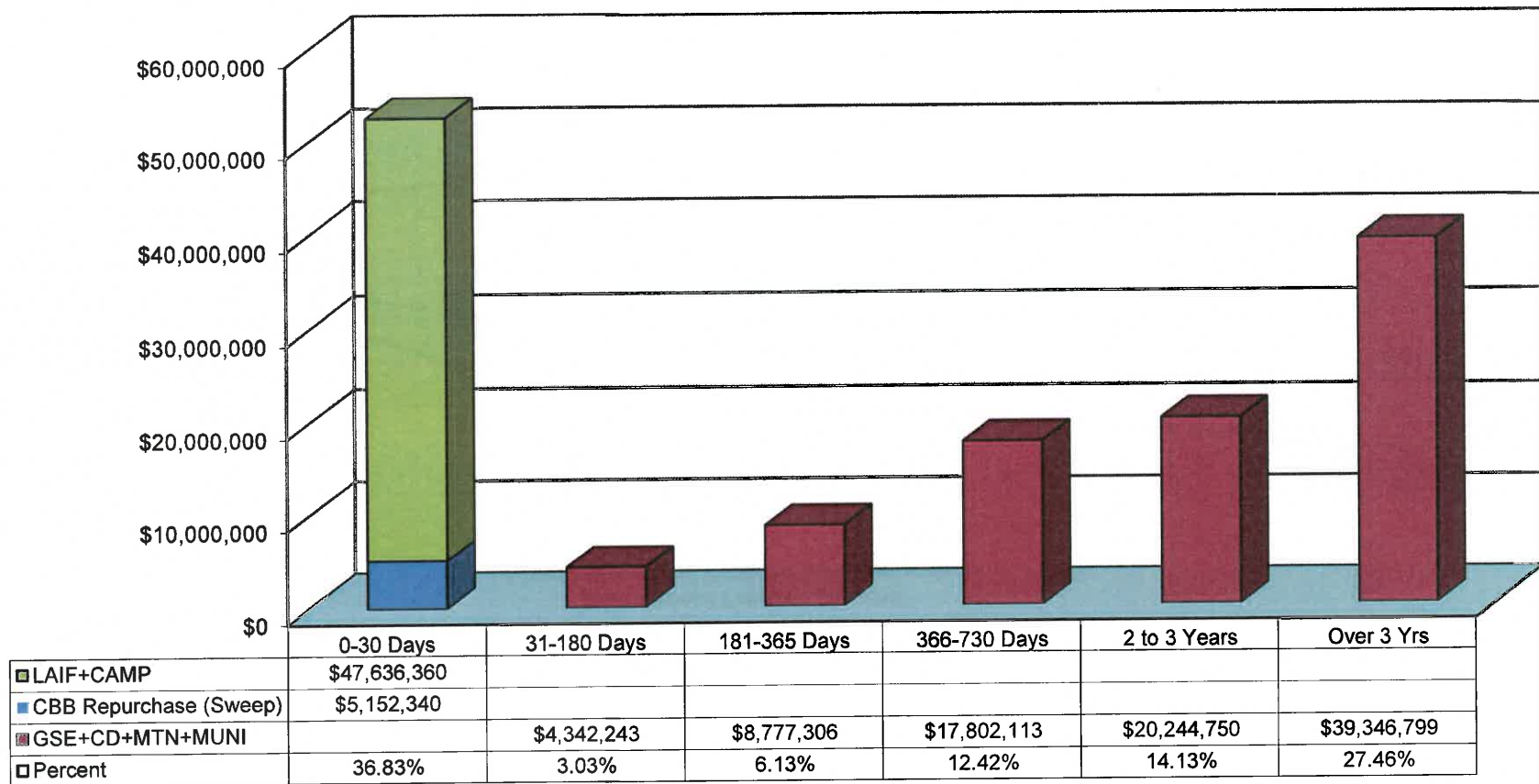
Inland Empire Utilities Agency
Treasurer's Report of Financial Affairs
Month Ended February 28, 2019
U.S. Government Sponsored Entities Portfolio
\$29,309,243



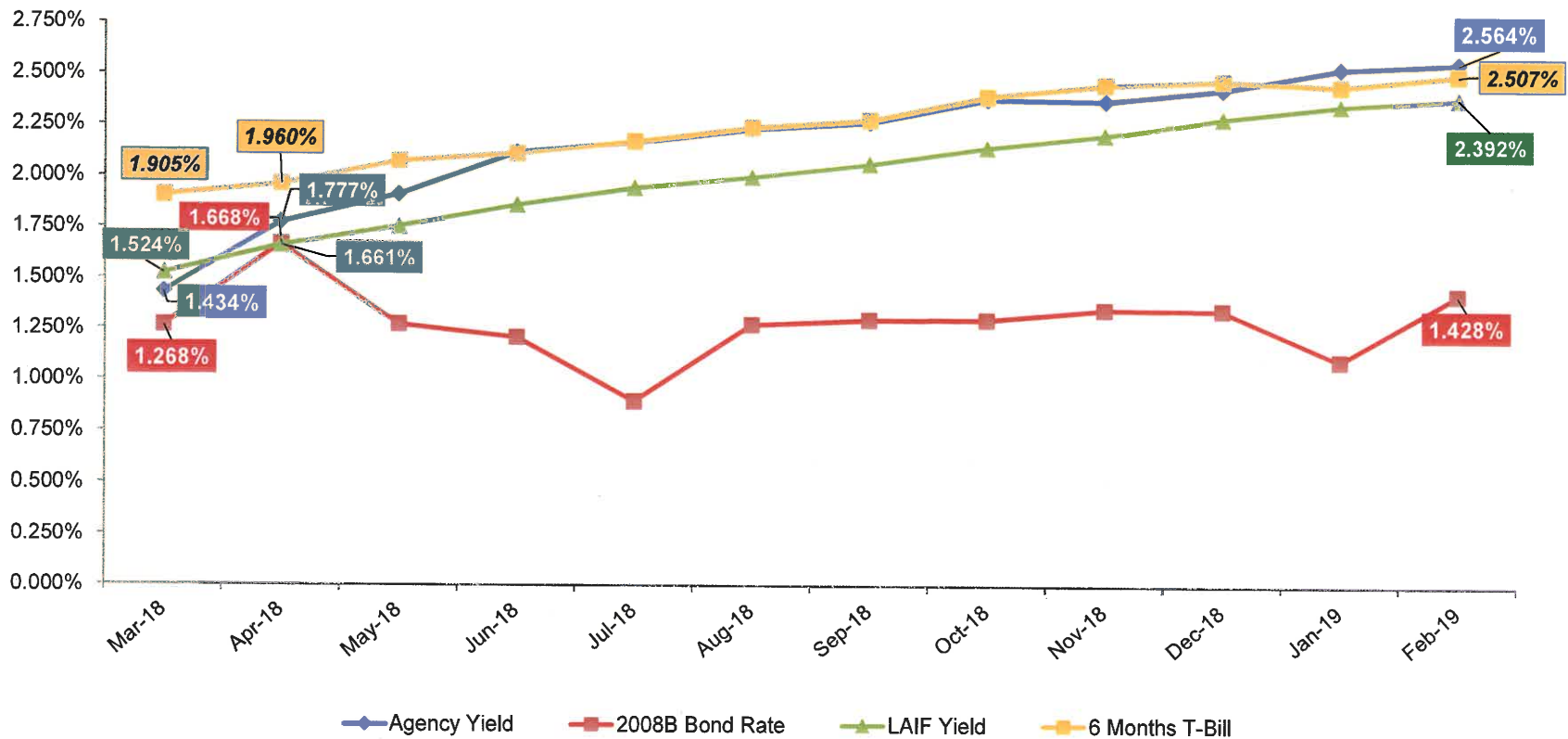
Inland Empire Utilities Agency
Treasurer's Report of Financial Affairs
Month Ended February 28, 2019
Unrestricted Agency Investment Portfolio
\$143,301,912



Inland Empire Utilities Agency
Treasurer's Report of Financial Affairs
 Month Ended February 28, 2019
Agency Investment Portfolio Maturity Distribution (Unrestricted)
\$143,301,912



**Inland Empire Utilities Agency
Treasurer's Report of Financial Affairs
Month Ended February 28, 2019
Agency Investment Portfolio Yield Comparison**



**INFORMATION
ITEM**

4H

Date: April 17, 2019

To: The Honorable Board of Directors

From: Shivaji Deshmukh, General Manager

Committee: Community & Legislative Affairs

04/10/19

KB/SD

Executive Contact: Kathy Besser, Executive Manager of Ext. Aff. & Policy Dev./AGM

Subject: Public Outreach and Communication

Executive Summary:

- April 12, Santa Ana River Watermaster: 50 Years of Collaboration (Luncheon and Program), Fieldhouse Terrace at Silverlakes Sports Complex: 5555 Hamner Avenue, Norco, 92860, 11:30 a.m. – 1:30 p.m.
- April 17, IEUA Annual Earth Day Event – Student Day, IEUA, 9:00 a.m. – 2:00 p.m.
- April 18, IEUA Annual Earth Day Event – Community Day, IEUA, 4:00 p.m. – 7:00 p.m.
- April 27, National Prescription Drug Take Back Day

The Water is Life Poster Contest judging took place on March 20. Over 1,500 posters were submitted from schools across IEUA's service area.

A targeted email blast was distributed on March 11 highlighting the Agency's Annual Report. Over 258,000 emails were sent to residents within IEUA's service area. The analytics showed a 23% open rate and a 36% click-through rate.

Staff's Recommendation:

This is an informational item for the Board of Directors to receive and file.

Budget Impact Budgeted (Y/N): Y Amendment (Y/N): Y Amount for Requested Approval:

Account/Project Name:

Fiscal Impact (explain if not budgeted):

Prior Board Action:

N/A

Environmental Determination:

Statutory Exemption

N/A

Business Goal:

IEUA is committed to providing a reliable and cost-effective water supply and promoting sustainable water use throughout the region.

IEUA is committed to enhancing and promoting environmental sustainability and the preservation of the region's heritage.

Attachments:

Attachment 1 - Background

Background

Subject: Public Outreach and Communication

April

- April 3, IEUA Blood Drive, HQB Event Room, 8:00 a.m. – 1:00 p.m.
- April 12, Santa Ana River Watermaster: 50 Years of Collaboration (Luncheon and Program), Fieldhouse Terrace at Silverlakes Sports Complex: 5555 Hamner Avenue, Norco, 92860, 11:30 a.m. – 1:30 p.m.
- April 17, IEUA Annual Earth Day Event – Student Day, IEUA, 9:00 a.m. – 2:00 p.m.
- April 18, IEUA Annual Earth Day Event – Community Day, IEUA, 4:00 p.m. – 7:00 p.m.
- April 22, Automatic Water Softener Removal Presentation, Kiwanis Club of Rancho Cucamonga, Gandolfo's: 9090 Milliken Avenue #160, Rancho Cucamonga, 6:00 p.m. – 7:30 p.m.
- April 24, Automatic Water Softener Removal Presentation, Rancho Cucamonga Lions Club, Old Spaghetti Factory: 11896 E Foothill Blvd, Rancho Cucamonga, 5:30 p.m. – 7:00 p.m.
- April 27, National Prescription Drug Take Back Day

May

- Water Awareness Month
- May 2, Village of Heritage Recycled Water Groundbreaking Event (IEUA/CVWD/City of Fontana), Village of Heritage: Corner of W. Grand Avenue & S. Heritage Circle, 10:00 a.m. – 11:30 a.m.
- May 4, FUSD's STEM Day (IEUA to partner and host a booth and breakout session), Citrus High School: 10760 Cypress Ave. Fontana, 92337, 9:00 a.m. – 1:00 p.m.
- May 5-11, International Compost Awareness Week
- May 11, IEUA Compost Giveaway, HQA Parking Lot, 8:00 a.m. – 12:00 p.m.
- May 17-19, MWD Solar Cup Competition, Lake Skinner, 37701 Warren Rd, Winchester, 92596
- May 23, Project W.E.T. Facilitator Workshop, IEUA HQB, 8:00 a.m. – 3:30 p.m.

Media and Outreach

- A targeted email blast was distributed on March 11 highlighting the Agency's Annual Report. Over 258,000 emails were sent to residents within IEUA's service area. The analytics showed a 23% open rate and a 36% click-through rate.
- IEUA staff is working with Agency departments and Tripepi Smith and Associates to implement the first phase of the Agency's website redesign, which includes finalizing the website specification document.
- An ad will run in the *Chino Champion's* Progress Edition on April 27.
- An Earth Day spadea will run in the *Daily Bulletin* on April 14.
- An Earth Day ad ran in the April issue of *Inland Empire Magazine*.
- The *Kick the Habit* digital banner ad continues to run in the *Fontana Herald News*.

- An Earth Day ad will run in the *Fontana Herald News* on April 12.
- Earth Day ads will run on *KGGI 99.1* April 15 through April 18.
- March: 16 posts were published to the IEUA Facebook page, 15 posts were published to IEUA's Instagram and 16 tweets were sent on the @IEUAWater Twitter handle.
 - The top three Facebook posts, based on reach and engagement, in the month of March were:
 - 3/14 Groundwater Awareness Week Video - Andy Campbell
 - 3/26: Fix A Leak Week Conservation Kits Distribution – Water Discovery
 - 3/21: News Release: IEUA Announces New General Manager
 - The top three tweets, based on reach and engagement, in the month of March were:
 - 3/12: Groundwater Week Fact
 - 3/14: Director Michael Camacho at HomeStrong USA
 - 3/10: Spring Forward
 - The top three Instagram posts, based on reach and engagement, in the month of March were:
 - 3/11: Touch-A-Truck Event
 - 3/14: Groundwater Awareness Week Video – Andy Campbell
 - 3/26: Fix a Leak Week Conservation Kits Distribution – Water Discovery
 - For the month of March, there were 8,960 searches for a park in IEUA's area on Yelp, where Chino Creek Wetlands and Education Park was viewed 624 times on a mobile device. A Yelp ad promoting Earth Day is currently live and will run through April 18.

Education and Outreach Updates

- Staff is currently scheduling Water Discovery Field Trips for school year 18/19. To date, 95 schools have made reservations for the current school year.
- Student Earth Day will take place on April 17. To date, 16 schools with a total of 1,318 students are scheduled to attend.
- The *Water is Life* Poster Contest judging took place on March 20. Over 1,500 posters were submitted from schools across IEUA's service area. Over 40 IEUA employees participated in the judging process. The winners in each category have been identified and will be featured on banners during both Earth Day events. The winning posters will also be sent to MWD to be entered into their regional poster contest.

**INFORMATION
ITEM**

41



March 28, 2019

To: Inalnd Empire Utilities Agency

From: Michael Boccadoro
Beth Olhasso
Maddie Munson

RE: March Report

Overview:

California's 376 week-long drought is officially over! While former Governor Brown declared the drought over in 2017, hydrologically speaking, the state exited the drought in early March. The water supply picture continues to look fantastic going into the spring. The statewide snowpack is about 155 percent of normal and almost all major reservoirs are at or above historic levels for this time of year. State Water Project Allocations were recently increased to just 70 percent despite the significant precipitation and snowpack levels.

Contrary to earlier assertions from Southern California Edison (SCE) that their equipment was not to blame for starting the 2017 Thomas Fire, investigators from the CA Department of Forestry and Fire Protection say that the utility's equipment was responsible for both ignition points. This finding coupled with other wildfire liability could bring SCE's total responsibility to \$6.5 billion for the 2017-2018 wildfire season. The significant liability together with higher borrowing, hardening and insurance costs will likely cause significant rate increases in the SCE territory.

Governor Newsom's appointee for Secretary of CalEPA, Jared Blumenfeld, was before the Senate Rules Committee recently for his confirmation hearing. He highlighted safe drinking water and greenhouse gas emission reductions, specifically in the South Coast as top priorities for his agency in the coming years.

SoCalGas has completed repairs on a key natural gas pipeline. The line, one of three that has been out of service since October of 2017, has contributed to system constraints and has driven up natural gas costs and wholesale electricity prices. It is anticipated that this will help stabilize natural gas prices which have been high in the SoCalGas territory due to several line outages and lack of storage capacity at Aliso Canyon.

Any of the 2,500 bills introduced that want to make it to the finish line this year, must be out of policy committees by April 26. Policy committees have been hearing bills at a feverish pace as the policy deadline approaches. The handful of bills on clean, safe and affordable drinking water are starting to move through the process while the joint alternative proposal from the Association of California Water Agencies and the California Municipal Utilities Association, and a complementary proposal from Eastern Municipal Water District are scheduled for their first hearings in the coming weeks.

Senator Bob Hertzberg (D-Van Nuys) has revived his old "ocean discharge" bill and is proposing to eliminate 95 percent of ocean discharge from POTWs by 2040. Statewide agencies are taking positions on the measure, with WateReuse starting a process to propose significant amendments to the measure. Senator Dodd's attempt so slow down WaterFix hit a wall in the Senate Natural Resources and Water Committee recently and was only able to move out of the committee with his assurance that he will work with the opponents, including Metropolitan Water District of Southern California.

Inland Empire Utilities Agency Status Report – March 2019

Water Supply Conditions

February is typically the wettest month of the year in California, and this year has definitely not deviated from that pattern. A barrage of storms coming from an atmospheric river have pushed state snowpack and precipitation levels well over annual averages. While former Governor Brown declared the drought over in 2017, hydrologically, drought monitors officially indicated the state is officially drought-free after 376 consecutive weeks of drought.

As the state moves into the “spring runoff” season, reservoir managers are playing a delicate game of releasing just enough water to keep capacity for all the runoff while ensuring that reservoirs remain full going into the summer.

The State Water Project allocation was increased from 35 percent in February to 70 percent on March 20, which still seems low giving the abundant levels of snow and reservoir storage.

% of April 1 Average / % of Normal for This Date



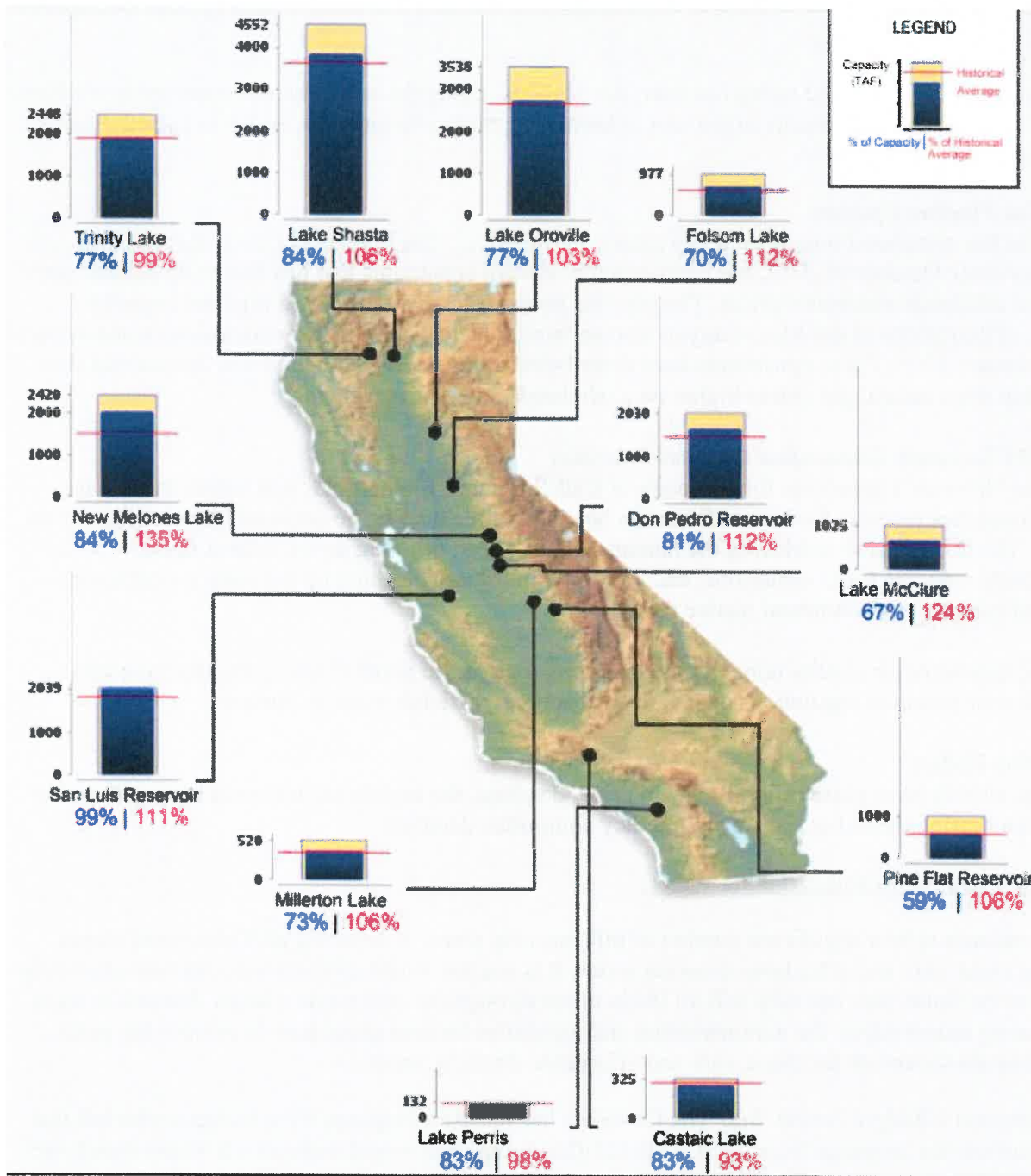
NORTH	
Data as of March 21, 2019	
Number of Stations Reporting	31
Average snow water equivalent (Inches)	43.8
Percent of April 1 Average (%)	151
Percent of normal for this date (%)	151

CENTRAL	
Data as of March 21, 2019	
Number of Stations Reporting	49
Average snow water equivalent (Inches)	45.2
Percent of April 1 Average (%)	158
Percent of normal for this date (%)	160

SOUTH	
Data as of March 21, 2019	
Number of Stations Reporting	28
Average snow water equivalent (Inches)	38.1
Percent of April 1 Average (%)	151
Percent of normal for this date (%)	154

STATE	
Data as of March 21, 2019	
Number of Stations Reporting	99
Average snow water equivalent (Inches)	42.8
Percent of April 1 Average (%)	154
Percent of normal for this date (%)	156

Statewide Average: 154% / 156%



Officials Say SCE Equipment Sparked Thomas Fire

Despite earlier assertions from Southern California Edison (SCE) that their equipment was not to blame for starting the 2017 Thomas Fire, investigators from the CA Department of Forestry and Fire Protection say that the utility’s equipment was responsible for both ignition points. This finding is significant because of the \$2.2 Billion in damages resulting from the fire that SCE will likely have to pay. In addition to the Thomas Fire, SCE could be also be held responsible for an additional \$4.3B in other 2017-2018 wildfire liability costs.

A separate proceeding at the California Public Utilities Commission is underway to create a process to determine how much of that \$2.2B, and potential \$6.5B total SCE shareholders will have to pay and

how much the ratepayers will be on the hook for. SCE is trying shift as much of those costs to ratepayers as possible, and if successful could result in significant increases to energy rates throughout the SCE service territory.

In recent weeks, SCE's bond rating has been downgraded, citing the large risk of catastrophic wildfires in 2019 and beyond. This results in the cost of borrowing money to increase, which is passed directly onto ratepayers.

SoCalGas Pipeline Updates

SoCalGas has completed repairs on a key natural gas pipeline. The line, one of three that has been out of service since October of 2017, has contributed to system constraints and has driven up natural gas costs and wholesale electricity prices. The pipeline outage, along with reduced regional capacity because of limitations at the Aliso Canyon storage facility have caused major constraints on the system since February 2016. These constraints have contributed to repeated issuance of low operational flow orders that force natural gas prices higher on a wholesale and retail level.

CAL EPA Secretary Blumenfeld Outlines Priorities

Governor Newsom's appointee for Secretary of CalEPA, Jared Blumenfeld, was before the Senate Rules Committee recently for his confirmation hearing. At the hearing he outlined his priorities for the agency. His list included: achieving the human right to water; bringing down asthma rates; significantly reducing GHG emissions; ending plastic pollution; cleaning up the state's most toxic sites; and creating environmental justice for all.

He noted that while air quality nonattainment regions such as the South Coast, currently have very aggressive air pollution regulations on a variety of sources, officials must go further.

Legislative Update

Now that all bills have passed the "30 day in print" deadline, the legislature has been busy with policy committee hearings ahead of the April 26 policy committee deadline.

Clean, Safe and Affordable Drinking Water:

There continues to be a significant number of bills moving aimed at ensuring all Californian's have access to clean, safe and affordable drinking water. It is unclear which of these vehicles will ultimately make it to the finish line, but they will all likely move through the process as a larger discussion takes place among stakeholders, the administration and legislative leaders about how to achieve the goals outlined by the Governor for clean, safe and affordable drinking water.

Administration's Budget Trailer Bill: The Governor has released language for a budget trailer bill that closely mirrors the language from 2018's SB 623 (Monning) that would institute a \$.95 per month fee on residential water users and impose other fees on agricultural operations. ACWA and many water agencies strongly oppose this proposal as well as the use of a budget trailer bill to accomplish the fee. The trailer bill was discussed in both the Senate and Assembly Budget Subcommittees recently with both committees leaving the item open for further discussion. Opponents were out in full force, but it is clear that the legislature is waiting until later in the session to take action on the trailer bill. The Governor has indicated that he wants the issue taken care of as part of the budget's adoption in June.

SB 669 (Caballero): Safe Drinking Water Trust: Sponsored by ACWA and the California Municipal Utilities Association (CMUA), SB 669 would use a one-time infusion of general fund cash to establish a trust which revenue would be transferred to the Safe and Affordable Drinking Water Fund for

administration by the State Water Resources Control Board. The bill will be heard in Senate Governance and Finance Committee on April 10.

ACA 3 (Mathis, E. Garcia): Minimum Funding Guarantee for Water: This Constitutional Amendment would require two percent of state revenues to be set aside for water. The named uses are not just for clean drinking water, but for all types of water conveyance, cleanup, recycling, groundwater cleanup, storage and others. As a Constitutional Amendment it requires a two-thirds vote and approval by voters. This bill has not been scheduled for a hearing.

SB 200 (Monning, D- San Mateo): Senator Monning's vehicle is SB 200, which currently only establishes the trust account at the state board, but does not include any fees that were in SB 623 was heard in Senate Natural Resources and Water Committee as a "work in progress." There was no opposition to the bill, as it still does not contain any fees, but the committee expressed concerns should a fee be added. The bill will continue to move through the process and remains a potential vehicle for the fee.

AB 271 (E.Garcia, D-Coachella): Chair of the Water, Parks and Wildlife Committee, Eduardo Garcia, recently amended AB 217 to be a "catch-all" for all of the ideas on clean, safe and affordable drinking water. The bill includes a \$.25 per customer fee/tax as well as a trust concept. The bill was heard in Assembly Environmental Safety and Toxic Materials Committee on March 26 where it passed out of the committee, but with serious discussion from members. As with the other safe and affordable drinking water bills, the members are asking a lot of questions and concerned about the impacts to ratepayers.

Other Bills: There are a number of other bills that have been introduced, mostly spot bills, that WCA will include in reports as they get substantive language and start moving forward.

SB 414 (Caballero): Small System Water Authority Act of 2019: SB 414 is Eastern Municipal Water District's re-introduction of AB 2050 (Caballero) from 2018. The bill seeks to address the drinking water issue by enhancing long-term sustainable systems. SB 414 looks at how to manage districts with failing water systems and establish a new category of public water agency by way of merging formerly non-compliant drinking water systems in order to sustainably provide the technical, managerial, and financial capabilities necessary to ensure the consistent delivery of safe drinking water. A similar measure was vetoed in 2018. The bill was heard in Senate Governance and Finance Committee on March 28 where it easily passed and will be heard next in the Environmental Quality Committee in early April.

Ocean Discharge:

Senator Bob Hertzberg (D-Los Angeles) has introduced SB 322 which seeks to eliminate 95 percent of ocean discharges by 2040. This bill is similar to a "gut-and-amend" the Senator attempted in 2017, SB 163, which ultimately failed. As an inland agency, IEUA isn't directly targeted in this legislation. However, there are significant concerns because the bill has no considerations for brine. SAWPA is responsible for six percent of Orange County Sanitation District's discharges currently and is planning to increase that to 25-30 percent in coming years. With brine being a byproduct of recycling water, the bill is at odds with itself. WCA staff have met with the Senator's staff and they are aware of the issue and claim they will work with stakeholders to address it. They did make it very clear they intentionally introduced this bill early to allow for a long stakeholder process.

The Senator and the sponsor of the bill, the Natural Resources Defense Council (NRDC), do have a little more regulatory backing on their side this year. As reported late last year, the State Water Resources Control Board updated its Recycled Water Policy which includes language to promote POTWs to reuse as much water as possible. While the goal is aspirational and not a mandate, it helps to further the Senator's argument that eliminating ocean discharge is of significant importance to the state.

CASA is leading the opposition coalition on this legislation. WateReuse is "oppose unless amended" with their board developing significant amendments in the coming weeks.

Recycled Water:

AB 292 (Quirk): AB 292 builds on previous legislation, AB 574 (Quirk, 2017) which IEUA supported, and recent work by the SWRCB to remove the terms "direct potable reuse" and "indirect potable reuse" in state code in order to better align the terms with how the water agencies are using recycled water. AB 574 (Quirk) created four distinct types of potable reuse projects – "Indirect Potable Reuse for Groundwater Recharge", "Reservoir Water Augmentation", and Direct Potable Reuse, which includes two subcategories, "Raw Water Augmentation" and "Treated Drinking Water Augmentation." With the more precise definitions added by AB 574, the terms "indirect" and "direct" only add to confusion about potable reuse and proposed projects. The term "Direct Potable Reuse" also implies that purified recycled water is going directly into the drinking water supply, which is not the case with Raw Water Augmentation projects. For example, opponents of a groundwater recharge project in the Central Coast incorrectly labeled the project "Direct Potable Reuse" and the confusion in the statute made this difficult to correct. This bill is sponsored by WateReuse California. The bill passed out of Assembly Environmental Safety and Toxic Materials Committee on consent and will be heard in Assembly Water, Parks and Wildlife Committee April 6.

AB 1180 (Friedman): AB 1180 will require the SWRCB to update the state's non-potable recycled water regulations by 2023. These regulations have not been revised since 2000. An update to these regulations, incorporating the knowledge and lessons learned from nearly two decades of non-potable water recycling, will help the state to achieve its ambitious goals for recycled water use. The bill also promotes recycled water use for dual plumbed building and for commercial, industrial and institutional (CII) uses by requiring the Water Board, through its update of Title 17 backflow regulations, to include the use of a change over device, such as a swivel ell. This bill is also sponsored by WateReuse. The bill was heard in Assembly Environmental Safety and Toxic Materials Committee on March 26 and easily passed to the Water, Parks and Wildlife Committee.

State Water Project:

SB 204 (Dodd): SB 204 seeks to insert additional transparency and the sharing of information regarding future State Water Project Contract Amendments. If successful, this bill would significantly delay action on WaterFix and would be detrimental to any future SWP contract amendments. MWD and the State Water Contractors are seeking amendments to limit the timelines set in the bill so there isn't an open-ended window in which the contracts could be delayed. The bill had an initial hearing in the Senate Natural Resources and Water Committee where it faced serious pushback, mostly from Southern California members. After the pushback the Senator agreed to work with stakeholders, something he was reluctant to do before the hearing, as the bill moves through the process. Several members noted that they would vote against the bill on the floor should the Senator not address he concerns of MWD and the State Water Contractors.

Wastewater Treatment:

AB 1672 (Bloom) is a spot bill intending to address flushable wipes. While the language isn't yet available for this bill, this will be an important bill for the POTW community, as flushable wipes have been a significant issue for POTWs. WCA will work with CASA and others on this legislation.

There are two other wastewater treatment-related spot bills worth noting. AB 129 (Bloom) relates to microfibers and AB 223(Stone) relates to microplastics. It will be important to monitor these bills which could attempt to make POTWs the "catch point" for these micro-wastes.

Energy/Emissions

There aren't any specific energy bills to highlight at this moment. WCA is closely following a number of big issues and will report on how they might affect IEUA. The big energy topics of the year include:

- Establishment of a statewide central electric procurement entity
- Changes to the Renewable Portfolio Standard
- Wildfire impacts on energy rates and de-energization
- Restrictions on emissions from light, medium and heavy-duty trucks/public agency fleets

WCA will keep staff and the Board apprised on these issues as they emerge throughout the session.

Special District Issues:

Accessory Dwelling Units (ADU): With a significant focus on affordable housing in the state, there are a number of bills to make it easier for ADUs to be permitted and built in the state. It is unclear which bill is going to emerge as *the* primary ADU bill, but WCA is monitoring all of them with an eye on how they might treat "connection fees." This is a top priority issue for the statewide water organizations as several bills from last year attempted to waive all the connection fees for ADUs. Water agencies were able to bring significant attention to the issues that would create under Proposition 218 and will continue to advocate for water/sewer connection fees to be excluded from any exemptions.

Redevelopment 2.0: There are a few members who have started the process to reintroduce Redevelopment Agencies (RDA) back in to California. The Governor has said clearly that he is not interested in RDA 2.0, but that won't likely stop its proponents. As always, WCA will work with Christina Valencia, staff and the California Special Districts Association on any RDA 2.0 attempts that try to take away special district passthrough revenue.

AB 1204 (B. Rubio, D-Baldwin Park): AB 1204 is an ACWA sponsored bill that would allow for a three-year compliance period on any new state MCL standard adopted by the SWRCB. Currently agencies must comply with any new MCL immediately. The bill has its first hearing in Environmental Safety and Toxic Materials Committee on April 9.

WCA will work with staff and the legislative committee in the coming weeks to identify priority bills for the agency.

IEUA BILL POSITIONS

Bill Number	Author/Sponsor	Title and/or Summary	Summary	IEUA Position
AB 292	Quirk WateReuse	Recycled water: raw water and groundwater augmentation	This bill would eliminate the definition of “direct potable reuse” and instead would substitute the term “groundwater augmentation” for “indirect potable reuse for groundwater recharge” in these definitions. The bill would revise the definition of “treated drinking water augmentation.”	
AB 405	Rubio	Sales and use taxes: exemption: water treatment	Would exempt from Sales and Use Tax the gross receipts from the sale in this state of, and the storage, use, or other consumption in this state of, chemicals used to treat water, recycled water, or wastewater regardless of whether those chemicals or other agents become a component part thereof and regardless of whether the treatment takes place before or after the delivery to consumers.	
AB 533	Holden MWD	Income taxes: exclusion: water conservation or efficiency programs: water runoff management improvement programs	This bill, for taxable years beginning on or after January 1, 2019, and before January 1, 2024, would provide an exclusion from gross income for any amount received as a rebate, voucher, or other financial incentive issued by a water service provider for any water conservation or efficiency program or water runoff management improvement program, as provided.	SUPPORT
AB 557	Wood	Atmospheric Rivers: Research, Mitigation, and Climate Forecasting Program	Would appropriate \$9,250,000 from the General Fund to the Department of Water Resources in the 2019–20 fiscal year to operate the Atmospheric Rivers: Research, Mitigation, and Climate Forecasting Program.	
AB 654	Rubio	Public records: utility customers: disclosure of personal information	Would authorize a local agency to disclose the name, utility usage data, and home address of utility customers to an officer or employee of another governmental agency when the disclosure is not necessary for the performance of the other governmental agency’s official duties but is to be used for scientific, educational, or research purposes, and the requesting agency receiving the disclosed material agrees to maintain it as confidential in accordance with specified criteria.	

AB 1180	Friedman WateReuse	Recycled Water	The California Safe Drinking Water Act requires the State Water Resources Control Board to administer provisions relating to the regulation of drinking water to protect public health. Current law requires, on or before January 1, 2020, the state board to adopt standards for backflow protection and cross-connection control through the adoption of a policy handbook, as specified. This bill would require that handbook to include provisions for the use of a swivel or changeover device to supply potable water to a dual-plumbed system during an interruption in recycled water service.	
AB 1194	Frazier	Sacramento-San Joaquin Delta: Delta Stewardship Council	Would increase the membership of the Delta Stewardship Council to 13 members, including 11 voting members and 2 nonvoting members	OPPOSE
AB 1204	Rubio	Public water systems: primary drinking water standards: implementation date.	Would require the adoption or amendment of a primary drinking water standard for a contaminant in drinking water not regulated by a federal primary drinking water standard or that is more stringent than a federal primary drinking water standard to take effect 3 years after the date on which the state board adopts or amends the primary drinking water standard. The bill would authorize the state board to delay the effective date of the primary drinking water standard adoption or amendment by no more than 2 additional years as necessary for capital improvements to comply with a maximum contaminant level or treatment technique.	
AB 1672	Bloom	Product labeling: flushable products	Current law regulates the labeling requirements on various consumer products. This bill would express the intent of the Legislature to enact legislation to prohibit the sale or advertisement of any nonwoven disposable product labeled as “flushable” or “sewer and septic safe” if that product fails to meet specified performance standards.	

SB 204	Dodd	State Water Project: Contracts	Would require the Department of Water Resources to provide at least 10 days' notice to the Joint Legislative Budget Committee and relevant policy and fiscal committees of the Legislature before holding public sessions to negotiate any potential amendment of a long-term water supply contract that is of project-wide significance with substantially similar terms intended to be offered to all contractors, or that would permanently transfer a contractual water amount between contractors.	OPPOSE
SB 307	Roth	Water conveyance: use of facility with unused capacity	This bill would prohibit a transferor of water from using a water conveyance facility that has unused capacity to transfer water from a groundwater basin underlying desert lands, as defined, that is in the vicinity of specified federal lands or state lands to outside of the groundwater basin unless the State Lands Commission, in consultation with the Department of Fish and Wildlife, finds that the transfer of the water will not adversely affect the natural or cultural resources of those federal and state lands.	OPPOSE
SB 414	Caballero Eastern MWD/ CMUA	Small System Water Authority Act of 2019	Would create the Small System Water Authority Act of 2019 and state legislative findings and declarations relating to authorizing the creation of small system water authorities that will have powers to absorb, improve, and competently operate noncompliant public water systems. The bill, no later than March 1, 2020, would require the state board to provide written notice to cure to all public agencies, private water companies, or mutual water companies that operate a public water system that has either less than 3,000 service connections or that serves less than 10,000 people, and are not in compliance, for the period from July 1, 2018, through December 31, 2019, with one or more state or federal primary drinking water standard maximum contaminant levels, as specified.	
SB 332	Hertzberg	Ocean Discharge	Would declare, except in compliance with the bill's provisions, that the discharge of treated wastewater from ocean outfalls is a waste and unreasonable use of water. The bill would require each wastewater treatment facility that discharges through an ocean outfall and affiliated	

	NRDC		water suppliers to reduce the facility's annual flow as compared to the average annual wastewater discharge baseline volume, as prescribed, by at least 50% on or before January 1, 2030, and by at least 95% on or before January 1, 2040. The bill would subject the owner or operator of a wastewater treatment facility, as well as the affiliated water suppliers, to a civil penalty of \$2,000 per acre-foot of water above the required reduction in overall volume discharge for the failure to meet these deadlines.	
SB 669	Caballero ACWA/CMUA	Safe Drinking Water Trust	Would establish the Safe Drinking Water Fund in the State Treasury and would provide that moneys in the fund are continuously appropriated to the State Water Resources Control Board. The bill would require the state board to administer the fund to assist community water systems in disadvantaged communities that are chronically noncompliant relative to the federal and state drinking water standards and do not have the financial capacity to pay for operation and maintenance costs to comply with those standards, as specified.	
AJR 8	Quirk	Invasive species: federal Nutria Eradication and Control Act of 2003	Would urge the United States Congress to specifically add California to the Nutria Eradication and Control Act of 2003 and to authorize an appropriation of \$4,000,000 to help the state implement a nutria eradication program.	

AB 11**(Chiu D) Community Redevelopment Law of 2019.****Current Text:** Introduced: 12/3/2018 [html](#) [pdf](#)**Introduced:** 12/3/2018**Status:** 3/26/2019-In committee: Set, first hearing. Hearing canceled at the request of author.**Location:** 1/17/2019-A. H. & C.D.**Calendar:** 4/10/2019 9:15 a.m. - State Capitol, Room 126 ASSEMBLY HOUSING AND COMMUNITY DEVELOPMENT, CHIU, Chair**Summary:** Current law dissolved redevelopment agencies as of February 1, 2012, and designates successor agencies to act as successor entities to the dissolved redevelopment agencies. This bill, the Community Redevelopment Law of 2019, would authorize a city or county, or two or more cities acting jointly, to propose the formation of an affordable housing and infrastructure agency by adoption of a resolution of intention that meets specified requirements, including that the resolution of intention include a passthrough provision and an override passthrough provision, as defined.**AB 56****(Garcia, Eduardo D) California Clean Electricity Authority****Current Text:** Amended: 3/18/2019 [html](#) [pdf](#)**Introduced:** 12/3/2018**Last Amend:** 3/18/2019**Status:** 3/19/2019-Re-referred to Com. on U. & E.**Location:** 1/17/2019-A. U. & E.**Calendar:** 4/3/2019 1:30 p.m. - State Capitol, Room 437 ASSEMBLY UTILITIES AND ENERGY, HOLDEN, Chair**Summary:** Would authorize the Public Utilities Commission (PUC) and the State Energy Resources Conservation and Development Commission (Energy Commission) to jointly establish the California Clean Electricity Authority, a nonprofit, public benefit corporation, if both commissions make certain findings. The bill would authorize the authority to undertake procurement of electricity on behalf of retail end-use customers of electrical corporations, community choice aggregators, and electric service providers, collectively referred to as load-serving entities, and local publicly owned electric utilities, in support of certain energy, environmental, economic, public health, and public safety policy objectives.**AB 60****(Friedman D) Water conservation: water meters: accuracy standards.****Current Text:** Amended: 2/25/2019 [html](#) [pdf](#)**Introduced:** 12/3/2018**Last Amend:** 2/25/2019**Status:** 3/25/2019-From committee: Be re-referred to Com. on W., P., & W. Re-referred. (Ayes 12. Noes 0.) (March 25). Re-referred to Com. on W., P., & W.**Location:** 3/25/2019-A. W.,P. & W.**Calendar:** 4/9/2019 9 a.m. - State Capitol, Room 444 ASSEMBLY WATER, PARKS AND WILDLIFE, GARCIA, EDUARDO, Chair**Summary:** Would require the State Energy Resources Conservation and Development Commission, on or before January 1, 2022, to adopt regulations setting standards for the accuracy of water meters, as specified. The bill would prohibit any water meter manufactured on or after the effective date of those regulations from being sold or offered for sale in the state, or installed by a water purveyor, unless it is certified by the manufacturer to be in compliance with those standards.**AB 68****(Ting D) Land use: accessory dwelling units.****Current Text:** Amended: 3/27/2019 [html](#) [pdf](#)**Introduced:** 12/3/2018**Last Amend:** 3/27/2019**Status:** 3/27/2019-From committee chair, with author's amendments: Amend, and re-refer to Com. on H. & C.D. Read second time and amended.**Location:** 1/17/2019-A. H. & C.D.**Calendar:** 4/3/2019 9:15 a.m. - State Capitol, Room 127 ASSEMBLY HOUSING AND COMMUNITY DEVELOPMENT, CHIU, Chair**Summary:** Current law requires a local agency to ministerially approve or deny a permit application for the creation of an accessory dwelling unit within 120 days of receiving the application. This bill would instead require a local agency to ministerially approve or deny a permit application for the creation of an accessory dwelling unit permit within 60 days of receipt.**AB 69****(Ting D) Land use: accessory dwelling units.****Current Text:** Amended: 3/27/2019 [html](#) [pdf](#)**Introduced:** 12/3/2018**Last Amend:** 3/27/2019**Status:** 3/27/2019-From committee chair, with author's amendments: Amend, and re-refer to Com. on H. & C.D. Read second time and amended.

Location: 1/17/2019-A. H. & C.D.

Calendar: 4/3/2019 9:15 a.m. - State Capitol, Room 127 ASSEMBLY HOUSING AND COMMUNITY DEVELOPMENT, CHIU, Chair

Summary: Current law requires the Department of Housing and Community Development to propose building standards to the California Building Standards Commission, and to adopt, amend, or repeal rules and regulations governing, among other things, apartment houses and dwellings, as specified. This bill would require the department to propose small home building standards governing accessory dwelling units and homes smaller than 800 square feet. The bill would require the small home building standards to be submitted to the California Building Standards Commission for adoption on or before January 1, 2021.

AB 129

(Bloom D) Microfiber pollution.

Current Text: Amended: 3/25/2019 [html](#) [pdf](#)

Introduced: 12/4/2018

Last Amend: 3/25/2019

Status: 3/26/2019-Re-referred to Com. on E.S. & T.M.

Location: 3/25/2019-A. E.S. & T.M.

Calendar: 4/9/2019 1:30 p.m. - State Capitol, Room 444 ASSEMBLY ENVIRONMENTAL SAFETY AND TOXIC MATERIALS, QUIRK, Chair

Summary: Would require the State Water Resources Control Board to take specified actions relating to microfiber pollution on or before July 1, 2020, and would require the state board to identify best practices for clothing manufacturers to reduce the amount of microfibers released into the environment. The bill would require, on or before January 1, 2020, a public entity that uses a laundry system, and a private entity that contracts with a state agency for laundry services, to install a filtration system to capture microfibers that are shed during washing.

AB 134

(Bloom D) Safe, clean, affordable, and accessible drinking water.

Current Text: Amended: 3/25/2019 [html](#) [pdf](#)

Introduced: 12/5/2018

Last Amend: 3/25/2019

Status: 3/27/2019-From committee: Do pass and re-refer to Com. on APPR. (Ayes 6. Noes 0.) (March 26). Re-referred to Com. on APPR.

Location: 3/27/2019-A. APPR.

Summary: Would state findings and declarations relating to the intent of the Legislature to adopt policies to ensure that every Californian has the right to safe, clean, affordable, and accessible drinking water. The bill would require, if a Safe Drinking Water Fund or Safe and Affordable Drinking Water Fund is established, the funding to be displayed in the annual Governor's budget, as prescribed, and, at least every 5 years, would require the Legislative Analyst's Office to provide an assessment of the effectiveness of expenditures from the fund.

AB 144

(Aguiar-Curry D) Public resources management.

Current Text: Amended: 3/5/2019 [html](#) [pdf](#)

Introduced: 12/13/2018

Last Amend: 3/5/2019

Status: 3/6/2019-Re-referred to Com. on NAT. RES.

Location: 1/24/2019-A. NAT. RES.

Summary: Current law establishes the Forest Health Task Force pursuant to a specified executive order issued by the Governor, and requires the task force or its successor entity, on or before July 1, 2020, in consultation with specified entities, to develop recommendations for the siting of additional wood product manufacturing facilities in the state. Current law specifies that it is the intent of the Legislature, in developing those recommendations, that the location and activities of the mass timber production facilities be, among other things, located in, or be proximate to, areas that are near the locations of large landscape fires, as described, and in areas identified as federal opportunity zones or in areas that have an average household income of 5% below the state's median household income. This bill would add a definition of the task force for purposes of those provisions and recast the median household income threshold from 5% below to at or below 5% of the state's median household income.

AB 217

(Garcia, Eduardo D) Safe Drinking Water for All Act.

Current Text: Amended: 3/19/2019 [html](#) [pdf](#)

Introduced: 1/16/2019

Last Amend: 3/19/2019

Status: 3/27/2019-From committee: Amend, and do pass as amended and re-refer to Com. on APPR. (Ayes 6. Noes 3.) (March 26).

Location: 3/26/2019-A. APPR.

Calendar: 3/28/2019 #14 ASSEMBLY SECOND READING FILE -- ASSEMBLY BILLS

Summary: The California Safe Drinking Water Act requires the State Water Resources Control Board to

administer provisions relating to the regulation of drinking water to protect public health. Existing law declares it to be the established policy of the state that every human being has the right to safe, clean, affordable, and accessible water adequate for human consumption, cooking, and sanitary purposes. This bill would enact the Safe Drinking Water for All Act and would establish the Safe and Affordable Drinking Water Fund in the State Treasury and would provide that moneys in the fund are continuously appropriated to the board to provide a source of funding to secure access to safe drinking water for all Californians, while also ensuring the long-term sustainability of drinking water service and infrastructure.

AB 223

(Stone, Mark D) California Safe Drinking Water Act: microplastics.

Current Text: Introduced: 1/16/2019 [html](#) [pdf](#)

Introduced: 1/16/2019

Status: 2/25/2019-In committee: Set, first hearing. Hearing canceled at the request of author.

Location: 2/4/2019-A. E.S. & T.M.

Summary: The California Safe Drinking Water Act requires the State Water Resources Control Board to administer provisions relating to the regulation of drinking water to protect public health. Current law requires the state board, on or before July 1, 2020, to adopt a definition of microplastics in drinking water and, on or before July 1, 2021, to adopt a standard methodology to be used in the testing of drinking water for microplastics and requirements for 4 years of testing and reporting of microplastics in drinking water, including public disclosure of those results. This bill would require the state board, to the extent possible, and where feasible and cost effective, to work with the State Department of Public Health in complying with those requirements.

AB 231

(Mathis R) California Environmental Quality Act: exemption: recycled water.

Current Text: Introduced: 1/17/2019 [html](#) [pdf](#)

Introduced: 1/17/2019

Status: 3/25/2019-In committee: Set, first hearing. Failed passage.

Location: 2/7/2019-A. NAT. RES.

Summary: Would exempt from CEQA a project to construct or expand a recycled water pipeline for the purpose of mitigating drought conditions for which a state of emergency was proclaimed by the Governor if the project meets specified criteria. Because a lead agency would be required to determine if a project qualifies for this exemption, this bill would impose a state-mandated local program. The bill would also exempt from CEQA the development and approval of building standards by state agencies for recycled water systems.

AB 274

(Mathis R) Water treatment facility: grant.

Current Text: Amended: 3/18/2019 [html](#) [pdf](#)

Introduced: 1/28/2019

Last Amend: 3/18/2019

Status: 3/27/2019-From committee: Amend, and do pass as amended and re-refer to Com. on L. GOV. (Ayes 8. Noes 0.) (March 26).

Location: 3/26/2019-A. L. GOV.

Calendar: 3/28/2019 #13 ASSEMBLY SECOND READING FILE -- ASSEMBLY BILLS

Summary: Current law authorizes the State Water Resources Control Board to establish the Water and Wastewater Loan and Grant Program, to the extent funding is made available, to provide funding to eligible applicants for specified purposes relating to drinking water and wastewater treatment. This bill would appropriate \$20,000,000 from the General Fund to an unspecified entity for the purpose of water treatment. The bill would require an unspecified entity to grant \$20,000,000 to a specified joint powers authority for a water treatment facility to be operated by a joint powers authority.

AB 292

(Quirk D) Recycled water: raw water and groundwater augmentation.

Current Text: Amended: 3/6/2019 [html](#) [pdf](#)

Introduced: 1/28/2019

Last Amend: 3/6/2019

Status: 3/12/2019-From committee: Do pass and re-refer to Com. on W., P., & W. with recommendation: To Consent Calendar. (Ayes 7. Noes 0.) (March 12). Re-referred to Com. on W., P., & W.

Location: 3/12/2019-A. W.,P. & W.

Calendar: 4/9/2019 9 a.m. - State Capitol, Room 444 ASSEMBLY WATER, PARKS AND WILDLIFE, GARCIA, EDUARDO, Chair

Summary: Current law requires the State Water Resources Control Board, on or before December 31, 2023, to adopt uniform water recycling criteria for direct potable reuse through raw water augmentation, as specified. Current law defines "direct potable reuse" and "indirect potable reuse for groundwater recharge" for these purposes. This bill would eliminate the definition of "direct potable reuse" and instead would substitute the term "groundwater augmentation" for "indirect potable reuse for groundwater recharge" in these definitions. The bill would revise the definition of "treated drinking water augmentation."

AB 305 **(Nazarian D) Public capital facilities: public water or wastewater agencies: rate reduction bonds.**
Current Text: Amended: 3/12/2019 [html](#) [pdf](#)
Introduced: 1/29/2019
Last Amend: 3/12/2019
Status: 3/13/2019-Re-referred to Com. on L. GOV.
Location: 2/11/2019-A. L. GOV.
Calendar: 4/10/2019 1:30 p.m. - State Capitol, Room 447 ASSEMBLY LOCAL GOVERNMENT, AGUIAR-CURRY, Chair
Summary: Current law authorizes certain joint powers authorities, upon application by a local agency that owns and operates a publicly owned utility, defined to mean certain utilities furnishing water service to not less than 25,000 customers, to issue rate reduction bonds to finance utility projects, as defined, subject to certain requirements. Under current law, these rate reduction bonds are secured by a pledge of utility project property, and the joint powers authority issuing the bonds may impose on, and collect from, customers of the publicly owned utility a utility project charge to finance the bonds, as provided. Current law requires the California Pollution Control Financing Authority, among other things, to review each issuance of rate reduction bonds issued under these provisions and to submit an annual report to the Legislature containing specified information on its activities under these provisions for the preceding year. This bill would expand the definition of a publicly owned utility for these purposes to include certain utilities furnishing wastewater service to not less than 25,000 customers and would authorize an authority to issue rate reduction bonds to finance or refinance water or wastewater utility projects, as specified.

AB 382 **(Mathis R) Integrated regional water management plans: grant funding: upper watershed health.**
Current Text: Introduced: 2/5/2019 [html](#) [pdf](#)
Introduced: 2/5/2019
Status: 3/20/2019-In committee: Set, first hearing. Referred to suspense file.
Location: 3/12/2019-A. APPR.
Summary: Current law provides that an integrated regional water management plan is eligible for funding allocated specifically for implementation of integrated regional water management. Current law requires certain state agencies to include in any set of criteria used to select projects and programs for funding, a criterion that provides a preference for regional projects or programs. This bill would require the department to include in any criteria used to select a project or program for grant funding authorized on or after January 1, 2020 a criterion that provides a preference for a regional water management group undertaking a project improving upper watershed health upstream and outside of the defined geographical area covered by the group's plan.

AB 402 **(Quirk D) State Water Resources Control Board: local primacy delegation: funding stabilization program.**
Current Text: Amended: 3/5/2019 [html](#) [pdf](#)
Introduced: 2/6/2019
Last Amend: 3/5/2019
Status: 3/20/2019-In committee: Set, first hearing. Referred to suspense file.
Location: 3/12/2019-A. APPR.
Summary: The California Safe Drinking Water Act requires the State Water Resources Control Board to administer provisions relating to the regulation of drinking water to protect public health. The act requires the state board to provide the local primacy agency, to the extent funds are available from the Safe Drinking Water Account, with an annual drinking water surveillance program grant to cover the costs of conducting inspection, monitoring, surveillance, and water quality evaluation activities specified in the local primacy agreement. The act requires the state board to adopt a schedule of fees and requires a public water system under the jurisdiction of a local primacy agency to pay these fees to the local primacy agency in lieu of the state board. This bill would include enforcement costs as costs covered by an annual drinking water surveillance program grant.

AB 405 **(Rubio, Blanca D) Sales and use taxes: exemption: water treatment.**
Current Text: Introduced: 2/7/2019 [html](#) [pdf](#)
Introduced: 2/7/2019
Status: 3/11/2019-In committee: Hearing for testimony only.
Location: 2/15/2019-A. REV. & TAX
Summary: Would exempt from Sales and Use Tax the gross receipts from the sale in this state of, and the storage, use, or other consumption in this state of, chemicals used to treat water, recycled water, or wastewater regardless of whether those chemicals or other agents become a component part thereof and regardless of whether the treatment takes place before or after the delivery to consumers.

AB 432 **(Quirk D) Released waste: certification of local officers.**
Current Text: Introduced: 2/7/2019 [html](#) [pdf](#)
Introduced: 2/7/2019

Status: 3/20/2019-In committee: Set, first hearing. Referred to suspense file.

Location: 3/12/2019-A. APPR.

Summary: Current law authorizes a party responsible for the release of waste requiring remedial action to request a local officer, as defined, to supervise the remedial action. Current law authorizes the local officer to enter into a remedial action agreement with the responsible party to supervise the remedial action, as specified, and governs the duties of the local officer and the terms of the agreement. Current law establishes the State Water Resources Control Board to exercise certain powers relating to water rights, water quality, and safe and reliable drinking water. Current law also establishes the Department of Toxic Substances Control to enforce hazardous waste control laws. This bill would require the board, in cooperation with the department, to develop and implement a certification program for local officers who enter into remedial action agreements.

AB 435

(Fong R) High-speed rail bonds: water.

Current Text: Amended: 3/19/2019 [html](#) [pdf](#)

Introduced: 2/11/2019

Last Amend: 3/19/2019

Status: 3/20/2019-Re-referred to Com. on TRANS.

Location: 3/18/2019-A. TRANS.

Calendar: 4/8/2019 3 p.m. - State Capitol, Room 4202 ASSEMBLY TRANSPORTATION, FRAZIER, Chair

Summary: Would provide that no further bonds shall be sold for high-speed rail purposes pursuant to the Safe, Reliable High-Speed Passenger Train Bond Act for the 21st Century, except as specifically provided with respect to an existing appropriation for high-speed rail purposes for early improvement projects in the Phase I blended system. The bill, subject to the above exception, would require redirection of the unspent proceeds received from outstanding bonds issued and sold for other high-speed rail purposes before the effective date of these provisions, upon appropriation, for use in retiring the debt incurred from the issuance and sale of those outstanding bonds.

AB 441

(Eggman D) Water: underground storage.

Current Text: Amended: 3/27/2019 [html](#) [pdf](#)

Introduced: 2/11/2019

Last Amend: 3/27/2019

Status: 3/27/2019-Read second time and amended.

Location: 3/27/2019-A. APPR.

Summary: Under current law, the right to water or to the use of water is limited to that amount of water that may be reasonably required for the beneficial use to be served. Current law provides for the reversion of water rights to which a person is entitled when the person fails to beneficially use the water for a period of 5 years. Current law declares that the storing of water underground, and related diversions for that purpose, constitute a beneficial use of water if the stored water is thereafter applied to the beneficial purposes for which the appropriation for storage was made. This bill would instead provide that any diversion of water to underground storage constitutes a diversion of water for beneficial use for which an appropriation may be made if the diverted water is put to beneficial use, as specified.

AB 456

(Chiu D) Public contracts: claim resolution.

Current Text: Introduced: 2/11/2019 [html](#) [pdf](#)

Introduced: 2/11/2019

Status: 3/27/2019-From committee: Do pass and re-refer to Com. on APPR. (Ayes 6. Noes 0.) (March 27). Re-referred to Com. on APPR.

Location: 3/27/2019-A. APPR.

Summary: Current law prescribes various requirements regarding the formation, content, and enforcement of state and local public contracts. Current law establishes, until January 1, 2020, for contracts entered into on or after January 1, 2017, a claim resolution process applicable to any claim by a contractor in connection with a public works project against a public entity, as defined. Current law defines a claim for these purposes as a separate demand by the contractor for one or more of the following: a time extension for relief from damages or penalties for delay, payment of money or damages arising from work done pursuant to the contract for a public work, or payment of an amount disputed by the public entity, as specified. This bill would remove the January 1, 2020, repeal date on these provisions, thereby making this claim resolution process operative indefinitely.

AB 464

(Garcia, Cristina D) California Global Warming Solutions Act of 2006.

Current Text: Introduced: 2/11/2019 [html](#) [pdf](#)

Introduced: 2/11/2019

Status: 3/7/2019-In committee: Set, first hearing. Hearing canceled at the request of author.

Location: 2/21/2019-A. NAT. RES.

Summary: The California Global Warming Solutions Act of 2006 establishes the State Air Resources Board as the state agency responsible for monitoring and regulating sources emitting greenhouse gases. The act defines specified terms, including, among others, district to mean an air pollution control

or an air quality management district until January 1, 2031. This bill would indefinitely define district to mean an air pollution control or an air quality management district.

AB 508 **(Chu D) Drinking water: consolidation and extension of service: domestic wells.**

Current Text: Amended: 3/25/2019 [html](#) [pdf](#)

Introduced: 2/13/2019

Last Amend: 3/25/2019

Status: 3/26/2019-Re-referred to Com. on E.S. & T.M.

Location: 3/25/2019-A. E.S. & T.M.

Calendar: 4/9/2019 1:30 p.m. - State Capitol, Room 444 ASSEMBLY ENVIRONMENTAL SAFETY AND TOXIC MATERIALS, QUIRK, Chair

Summary: The California Safe Drinking Water Act requires the State Water Resources Control Board, before ordering consolidation or extension of service, to, among other things, obtain written consent from any domestic well owner for consolidation or extension of service and make a finding that consolidation of the receiving water system and subsumed water system or extension of service to the subsumed water system is appropriate and technically and economically feasible. The act makes any domestic well owner within the consolidation or extended service area who does not provide written consent ineligible, until consent is provided, for any future water-related grant funding from the state, except as provided. This bill would modify the provision that authorizes consolidation or extension of service if a disadvantaged community is reliant on a domestic well described above to instead authorize consolidation or extension of service if a disadvantaged community has one or more residences that are reliant on a domestic well described above.

AB 510 **(Cooley D) Local government records: destruction of records.**

Current Text: Introduced: 2/13/2019 [html](#) [pdf](#)

Introduced: 2/13/2019

Status: 2/21/2019-Referred to Com. on L. GOV.

Location: 2/21/2019-A. L. GOV.

Summary: Current law authorizes the head of a department of a county or city, or the head of a special district to destroy recordings of telephone and radio communications maintained by that county, city, or special district after 100 days if that person receives approval from the legislative body and the written consent of the agency attorney. This bill would exempt the head of a department of a county or city, or the head of a special district from these recording retention requirements if the county, city, or special district adopts a records retention policy governing recordings of routine video monitoring and recordings of telephone and radio communications.

AB 533 **(Holden D) Income taxes: exclusion: water conservation or efficiency programs: water runoff management improvement programs.**

Current Text: Amended: 3/19/2019 [html](#) [pdf](#)

Introduced: 2/13/2019

Last Amend: 3/19/2019

Status: 3/20/2019-Re-referred to Com. on REV. & TAX.

Location: 2/21/2019-A. REV. & TAX

Summary: The Personal Income Tax Law and the Corporation Tax Law, in conformity with federal income tax law, generally defines "gross income" as income from whatever source derived, except as specifically excluded, and provides various exclusions from gross income. Current law limits the collection and use of taxpayer information and provides that any unauthorized use of this information is punishable as a misdemeanor. This bill, for taxable years beginning on or after January 1, 2019, and before January 1, 2024, would provide an exclusion from gross income for any amount received as a rebate, voucher, or other financial incentive issued by a water service provider for any water conservation or efficiency program or water runoff management improvement program, as provided.

AB 579 **(Daly D) Development fees: definition.**

Current Text: Amended: 3/21/2019 [html](#) [pdf](#)

Introduced: 2/14/2019

Last Amend: 3/21/2019

Status: 3/25/2019-Re-referred to Com. on L. GOV.

Location: 3/21/2019-A. L. GOV.

Summary: The Mitigation Fee Act authorizes a local agency to establish, increase, or impose various fees as a condition of approval of a development project, if specified requirements are met. The act defines a "fee" for these purposes to mean a monetary exaction other than a tax or special assessment, as specified, that is charged by a local agency to the applicant in connection with approval of a development project for the purpose of defraying all or a portion of the cost of public facilities related to the development project, and excludes from that definition certain fees, including, fees for processing applications for governmental regulatory actions or approvals, fees collected under development agreements, or fees collected pursuant to agreements with redevelopment agencies, as provided. This bill would expand the definition of a "fee" for these purposes by eliminating those

exclusions.

AB 606

(Diep R) Local government zoning ordinances.

Current Text: Introduced: 2/14/2019 [html](#) [pdf](#)

Introduced: 2/14/2019

Status: 2/15/2019-From printer. May be heard in committee March 17.

Location: 2/14/2019-A. PRINT

Summary: Current law requires a local agency, as defined, to comply with all applicable building and zoning ordinances of the county or city in which the agency's territory is situated. Current law excepts location or construction of certain utility facilities from these requirements, including facilities for the storage or treatment of water and for the production or generation of electrical energy, as specified. This bill would make a nonsubstantive change to these provisions.

AB 636

(Gray D) State Water Resources Control Board: water quality objectives.

Current Text: Introduced: 2/15/2019 [html](#) [pdf](#)

Introduced: 2/15/2019

Status: 3/14/2019-Referred to Com. on E.S. & T.M.

Location: 3/14/2019-A. E.S. & T.M.

Calendar: 4/9/2019 1:30 p.m. - State Capitol, Room 444 ASSEMBLY ENVIRONMENTAL SAFETY AND TOXIC MATERIALS, QUIRK, Chair

Summary: Would prohibit the State Water Resources Control Board from implementing water quality objectives for which the state board makes a certain finding relating to environmental quality until it has submitted the water quality objectives and a statement of that finding to the appropriate policy committees of the Legislature and each committee has held a hearing on these matters.

AB 637

(Gray D) State Water Resources Control Board: minority and low-income communities: drinking water.

Current Text: Amended: 3/19/2019 [html](#) [pdf](#)

Introduced: 2/15/2019

Last Amend: 3/19/2019

Status: 3/26/2019-In committee: Set, first hearing. Hearing canceled at the request of author.

Location: 2/25/2019-A. E.S. & T.M.

Calendar: 4/9/2019 1:30 p.m. - State Capitol, Room 444 ASSEMBLY ENVIRONMENTAL SAFETY AND TOXIC MATERIALS, QUIRK, Chair

Summary: Would require the State Water Resources Control Board, before taking actions that impact drinking water, to identify potential adverse human health effects that the proposed action may have on minority and low-income populations and to seek to reduce those effects to the greatest extent practicable.

AB 638

(Gray D) Department of Water Resources: water storage capacity.

Current Text: Introduced: 2/15/2019 [html](#) [pdf](#)

Introduced: 2/15/2019

Status: 3/26/2019-From committee: Do pass and re-refer to Com. on APPR. (Ayes 14. Noes 0.) (March 26). Re-referred to Com. on APPR.

Location: 3/26/2019-A. APPR.

Summary: Current law requires the Department of Water Resources to update every 5 years the plan for the orderly and coordinated control, protection, conservation, development, and use of the water resources of the state, which is known as The California Water Plan. This bill would require the department, on or before January 1, 2021, with updates every 2 years thereafter, to identify the statewide water storage capacity, the adverse impacts to the capacity from the effects of climate change, and the mitigation strategies for anticipated adverse impacts.

AB 654

(Rubio, Blanca D) Public records: utility customers: disclosure of personal information.

Current Text: Introduced: 2/15/2019 [html](#) [pdf](#)

Introduced: 2/15/2019

Status: 3/20/2019-In committee: Set, first hearing. Hearing canceled at the request of author.

Location: 2/28/2019-A. JUD.

Summary: Would authorize a local agency to disclose the name, utility usage data, and home address of utility customers to an officer or employee of another governmental agency when the disclosure is not necessary for the performance of the other governmental agency's official duties but is to be used for scientific, educational, or research purposes, and the requesting agency receiving the disclosed material agrees to maintain it as confidential in accordance with specified criteria.

AB 658

(Garcia, Eduardo D) Water rights: water management.

Current Text: Introduced: 2/15/2019 [html](#) [pdf](#)

Introduced: 2/15/2019

Status: 3/26/2019-From committee: Do pass and re-refer to Com. on APPR. (Ayes 10. Noes 0.) (March 26). Re-referred to Com. on APPR.

Location: 3/26/2019-A. APPR.

Summary: Would authorize a groundwater sustainability agency or local agency to apply for, and the State Water Resources Control Board to issue, a conditional temporary permit for diversion of surface water to underground storage for beneficial use that advances the sustainability goal of a groundwater basin, as specified.

AB 661

(McCarty D) Wildfire Smoke Air Pollution Emergency Plan.

Current Text: Amended: 3/19/2019 [html](#) [pdf](#)

Introduced: 2/15/2019

Last Amend: 3/19/2019

Status: 3/20/2019-Re-referred to Com. on NAT. RES.

Location: 3/18/2019-A. NAT. RES.

Calendar: 4/8/2019 2:30 p.m. - State Capitol, Room 447 ASSEMBLY NATURAL RESOURCES, FRIEDMAN, Chair

Summary: Would require air districts to prepare a wildfire smoke air pollution emergency plan as an informational source for local agencies and the public during a wildfire smoke air pollution emergency, as specified. The bill would authorize air districts to conduct public education, marketing, demonstration, monitoring, research, and evaluation programs or projects with respect to wildfire smoke impact control measures. By requiring air districts to develop a wildfire smoke air pollution emergency plan, the bill would impose a state-mandated local program.

AB 722

(Bigelow R) Water: dams: fees.

Current Text: Amended: 3/14/2019 [html](#) [pdf](#)

Introduced: 2/19/2019

Last Amend: 3/14/2019

Status: 3/18/2019-Re-referred to Com. on W., P., & W.

Location: 3/14/2019-A. W.,P. & W.

Calendar: 4/9/2019 9 a.m. - State Capitol, Room 444 ASSEMBLY WATER, PARKS AND WILDLIFE, GARCIA, EDUARDO, Chair

Summary: Would limit the total annual fee for a dam located in a disadvantaged community to no more than 20% of the fees assessed pursuant to the schedule of fees.

AB 727

(Flora R) Dams and reservoirs: exclusions.

Current Text: Amended: 3/21/2019 [html](#) [pdf](#)

Introduced: 2/19/2019

Last Amend: 3/21/2019

Status: 3/25/2019-Re-referred to Com. on W., P., & W.

Location: 3/21/2019-A. W.,P. & W.

Calendar: 4/9/2019 9 a.m. - State Capitol, Room 444 ASSEMBLY WATER, PARKS AND WILDLIFE, GARCIA, EDUARDO, Chair

Summary: Current law requires the Department of Water Resources to adopt, by regulation, a schedule of fees to cover the department's costs in carrying out the supervision of dam safety. Current law excludes certain obstructions from being considered a dam, including a barrier not across a stream channel, watercourse, or natural drainage area and that has the principal purpose of impounding water for agricultural use. This bill would specify that a structure owned or operated by a public entity may have the principal purpose of impounding water for agricultural use for the purposes of an exclusion from being a considered a dam.

AB 756

(Garcia, Cristina D) Public water systems: contaminants.

Current Text: Amended: 3/13/2019 [html](#) [pdf](#)

Introduced: 2/19/2019

Last Amend: 3/13/2019

Status: 3/27/2019-From committee: Do pass and re-refer to Com. on APPR. (Ayes 6. Noes 0.) (March 26). Re-referred to Com. on APPR.

Location: 3/26/2019-A. APPR.

Summary: Would require a public water system to monitor for perfluoroalkyl and polyfluoroalkyl substances. The bill would additionally require a public water system to publish and keep current on its internet website water quality information relating to regulated contaminants and to notify each customer on the customer's next water bill and through email, as prescribed, of confirmed detections of specified excess contaminants.

AB 782

(Berman D) California Environmental Quality Act: exemption: public agencies: property transfers.

Current Text: Introduced: 2/19/2019 [html](#) [pdf](#)

Introduced: 2/19/2019

Status: 3/25/2019-VOTE: Do pass as amended and be re-referred to the Committee on [Appropriations]

Location: 3/25/2019-A. APPR.

Summary: Would exempt from CEQA the acquisition, sale, or other transfer of property by a public agency for certain purposes, or the funding of that acquisition, sale, or other transfer by a public agency, if the public agency conditions those transactions on compliance with CEQA before making physical changes to the transferred property.

AB 834

(Quirk D) Freshwater and Estuarine Harmful Algal Bloom Program

Current Text: Introduced: 2/20/2019 [html](#) [pdf](#)

Introduced: 2/20/2019

Status: 3/26/2019-From committee: Do pass and re-refer to Com. on APPR. (Ayes 13. Noes 0.) (March 26). Re-referred to Com. on APPR.

Location: 3/26/2019-A. APPR.

Summary: Would require the State Water Resources Control Board to establish a Freshwater and Estuarine Harmful Algal Bloom Program to protect water quality and public health from algal blooms. The bill would require the state board, in consultation with specified entities, among other things, to coordinate immediate and long-term algal bloom event incident response, as provided, and conduct and support algal bloom field assessment and ambient monitoring at the state, regional, watershed, and site-specific waterbody scales.

AB 835

(Quirk D) Safe recreational water use: standards: harmful algal blooms.

Current Text: Introduced: 2/20/2019 [html](#) [pdf](#)

Introduced: 2/20/2019

Status: 3/4/2019-Referred to Com. on W., P., & W.

Location: 3/4/2019-A. W.,P. & W.

Calendar: 4/9/2019 9 a.m. - State Capitol, Room 444 ASSEMBLY WATER, PARKS AND WILDLIFE, GARCIA, EDUARDO, Chair

Summary: Current law requires the State Department of Public Health, by regulation and in consultation with the State Water Resources Control Board, local health officers, and the public, to establish, maintain, and amend as necessary, minimum standards for the sanitation of public beaches. This bill would require the department, by regulation and in consultation with the board, local health officers, and the public, to establish, maintain, and amend as necessary, minimum standards for the safety of freshwater recreational bodies as related to harmful algal blooms, as it determines are reasonably necessary for the protection of the public health and safety.

AB 841

(Ting D) Drinking water: contaminants: perfluoroalkyl and polyfluoroalkyl substances.

Current Text: Amended: 3/20/2019 [html](#) [pdf](#)

Introduced: 2/20/2019

Last Amend: 3/20/2019

Status: 3/27/2019-From committee: Do pass and re-refer to Com. on APPR. (Ayes 8. Noes 0.) (March 26). Re-referred to Com. on APPR.

Location: 3/26/2019-A. APPR.

Summary: Would require the Office of Environmental Health Hazard Assessment to adopt and complete a work plan within prescribed timeframes to assess which substances in the class of perfluoroalkyl and polyfluoroalkyl substances should be identified as a potential risk to human health, as provided. The bill would require the office, as part of those assessments, to determine which of the substances are appropriate candidates for notification levels to be adopted by the state board. The bill would require the Office of Environmental Health Hazard Assessment, by January 1, 2022, to provide to the Legislature an update on the assessment.

AB 868

(Bigelow R) Electrical corporations, electrical cooperatives, local publicly owned electric utilities: wildfire mitigation plans.

Current Text: Amended: 3/25/2019 [html](#) [pdf](#)

Introduced: 2/20/2019

Last Amend: 3/25/2019

Status: 3/26/2019-Re-referred to Com. on U. & E.

Location: 3/4/2019-A. U. & E.

Calendar: 4/3/2019 1:30 p.m. - State Capitol, Room 437 ASSEMBLY UTILITIES AND ENERGY, HOLDEN, Chair

Summary: Would require each electrical corporation, local publicly owned electric utility, and electrical cooperative that deenergizes portions of the electrical grid as a wildfire mitigation measure to adopt protocols for when deenergization will be undertaken, protocols for providing notice and other steps to be taken to minimize any adverse effects from deenergization, and protocols for restoring electrical service following a deenergization, as specified.

AB 881**(Bloom D) Accessory dwelling units.****Current Text:** Introduced: 2/20/2019 [html](#) [pdf](#)**Introduced:** 2/20/2019**Status:** 3/26/2019-In committee: Hearing postponed by committee.**Location:** 3/4/2019-A. H. & C.D.**Calendar:** 4/3/2019 9:15 a.m. - State Capitol, Room 127 ASSEMBLY HOUSING AND COMMUNITY DEVELOPMENT, CHIU, Chair**Summary:** The Planning and Zoning Law provides for the creation of accessory dwelling units by local ordinance, or, if a local agency has not adopted an ordinance, by ministerial approval, in accordance with specified standards and conditions. Current law requires the ordinance to designate areas where accessory dwelling units may be permitted and authorizes the designated areas to be based on criteria that includes, but is not limited to, the adequacy of water and sewer services and the impact of accessory dwelling units on traffic flow and public safety. This bill would instead require a local agency to designate these areas based on the adequacy of water and sewer services and the impact of accessory dwelling units on traffic flow and public safety.**AB 915****(Mayes R) California Renewables Portfolio Standards Program.****Current Text:** Introduced: 2/20/2019 [html](#) [pdf](#)**Introduced:** 2/20/2019**Status:** 3/14/2019-Referred to Coms. on U. & E. and NAT. RES.**Location:** 3/14/2019-A. U. & E.**Calendar:** 4/10/2019 Upon adjournment of Communications and Conveyance Committee - State Capitol, Room 437 ASSEMBLY UTILITIES AND ENERGY, HOLDEN, Chair**Summary:** Would require that retail sellers and local publicly owned electric utilities procure a minimum quantity of electricity products from eligible renewable energy resources so that the total kilowatthours of those products sold to their retail end-use customers achieve 68% of retail sales by December 31, 2033, 76% by December 31, 2036, and 80% by December 31, 2038. The bill would revise the definition of "eligible renewable resource" for purposes of the program to include, on and after January 1, 2026, an electrical generation facility that has a specified point source emission level of carbon dioxide equivalent at, or below, a specified level, if the marginal increase in the cost of procurement from other eligible renewable energy resources exceeds a specified level.**AB 933****(Petrie-Norris D) Ecosystem resilience: watershed protection: watershed coordinators.****Current Text:** Introduced: 2/20/2019 [html](#) [pdf](#)**Introduced:** 2/20/2019**Status:** 3/7/2019-Referred to Com. on NAT. RES.**Location:** 3/7/2019-A. NAT. RES.**Calendar:** 4/8/2019 2:30 p.m. - State Capitol, Room 447 ASSEMBLY NATURAL RESOURCES, FRIEDMAN, Chair**Summary:** Would authorize the Department of Conservation, to the extent funds are available, to establish and administer the Ecosystem Resilience Program to fund watershed coordinator positions, and other necessary costs, throughout the state for the purpose of achieving specified goals, including the goal of developing and implementing watershed improvement plans aligned with multiple statewide and regional objectives across distinct bioregions. The bill would authorize the department to develop performance measures and accountability controls to track progress and outcomes.**AB 945****(McCarty D) Local government: financial affairs: surplus funds.****Current Text:** Introduced: 2/20/2019 [html](#) [pdf](#)**Introduced:** 2/20/2019**Status:** 3/4/2019-Referred to Coms. on L. GOV. and B. & F.**Location:** 3/4/2019-A. L. GOV.**Calendar:** 4/10/2019 1:30 p.m. - State Capitol, Room 447 ASSEMBLY LOCAL GOVERNMENT, AGUIAR-CURRY, Chair**Summary:** Existing law prescribes the instruments and criteria by which a local agency, as defined, may invest and deposit its funds, including its surplus funds. This bill would, commencing January 1, 2020, authorize a local agency to invest and deposit the agency's surplus funds in deposits at specified types of financial institutions whether those investments are certificates of deposit or another form, and would increase the percentage of the local agency's funds that can be invested to 50%. The bill would make additional conforming changes.**AB 948****(Kalra D) Coyote Valley Conservation Program.****Current Text:** Amended: 3/26/2019 [html](#) [pdf](#)**Introduced:** 2/20/2019**Last Amend:** 3/26/2019**Status:** 3/27/2019-Re-referred to Com. on NAT. RES.**Location:** 3/25/2019-A. NAT. RES.

Summary: Would authorize the authority to establish and administer the Coyote Valley Conservation Program to address resource and recreational goals of the Coyote Valley, as defined. The bill would authorize the Santa Clara Valley Open-Space Authority to collaborate with state, regional, and local partners to help achieve specified goals of the program. The bill would authorize the authority to, among other things, acquire and dispose of interests and options in real property. The bill would require a proponent or party to a certain proposed development project within Coyote Valley to provide notice to the authority of the proposed project, and would authorize the authority to provide analysis of the environmental values and potential impacts of the proposed project.

AB 955 (Gipson D) Water replenishment districts: water system needs assessment program.

Current Text: Amended: 3/19/2019 [html](#) [pdf](#)

Introduced: 2/21/2019

Last Amend: 3/19/2019

Status: 3/20/2019-Re-referred to Com. on W., P., & W.

Location: 3/18/2019-A. W., P. & W.

Calendar: 4/9/2019 9 a.m. - State Capitol, Room 444 ASSEMBLY WATER, PARKS AND WILDLIFE, GARCIA, EDUARDO, Chair

Summary: Would require a water replenishment district to offer to conduct a needs assessment program for water systems serving disadvantaged communities within the district, as specified. The bill would make a water system's participation in the program voluntary. The bill would require the district, upon completion of the needs assessment, to develop and evaluate options to address the findings and recommendations in the needs assessment and prepare an implementation plan for recommendation to the water system.

AB 992 (Mullin D) Open meetings: local agencies: social media.

Current Text: Introduced: 2/21/2019 [html](#) [pdf](#)

Introduced: 2/21/2019

Status: 3/7/2019-Referred to Com. on L. GOV.

Location: 3/7/2019-A. L. GOV.

Summary: Would provide that the Ralph M. Brown Act does not apply to the posting, commenting, liking, interaction with, or participation in, internet-based social media platforms that are ephemeral, live, or static, by a majority of the members of a legislative body, provided that a majority of the members do not discuss among themselves business of a specific nature that is within the subject matter jurisdiction of the legislative body of the local agency.

AB 1021 (Frazier D) Pupils with exceptional needs: summer school.

Current Text: Amended: 3/25/2019 [html](#) [pdf](#)

Introduced: 2/21/2019

Last Amend: 3/25/2019

Status: 3/26/2019-Re-referred to Com. on ED.

Location: 3/21/2019-A. ED.

Summary: Current law requires that every individual with exceptional needs, as defined, who is eligible be provided with educational instruction, services, or both, at no cost to the pupil's parent or guardian or, as appropriate, to the pupil. A free appropriate public education is required to be made available to individuals with exceptional needs in accordance with specified federal regulations adopted pursuant to the federal Individuals with Disabilities Education Act. This bill would require school districts to provide summer school instruction for pupils with exceptional needs on weekdays from the last day of the regular school year to the first day of summer school and from the last day of summer school to the first day of the regular school year.

AB 1093 (Rubio, Blanca D) Municipal separate storm sewer systems: financial capability analysis.

Current Text: Introduced: 2/21/2019 [html](#) [pdf](#)

Introduced: 2/21/2019

Status: 3/7/2019-Referred to Com. on E.S. & T.M.

Location: 3/7/2019-A. E.S. & T.M.

Calendar: 4/9/2019 1:30 p.m. - State Capitol, Room 444 ASSEMBLY ENVIRONMENTAL SAFETY AND TOXIC MATERIALS, QUIRK, Chair

Summary: Would require the State Water Resources Control Board, by July 1, 2020, to establish financial capability assessment guidelines for municipal separate storm sewer system permittees that are adequate and consistent when considering the costs to local jurisdictions.

AB 1149 (Fong R) California Environmental Quality Act: exemption for transportation safety projects in the County of Kern.

Current Text: Amended: 3/26/2019 [html](#) [pdf](#)

Introduced: 2/21/2019

Last Amend: 3/26/2019

Status: 3/27/2019-Re-referred to Com. on NAT. RES.

Location: 3/25/2019-A. NAT. RES.

Summary: Would, until July 1, 2026, exempt a transportation safety project within the County of Kern to correct a dangerous condition on a public roadway, as defined, from CEQA, if that project is initiated following an accident resulting in death or serious physical injuries resulting from that dangerous condition, and if the project is designed to reduce or eliminate the dangerous condition and substantially lessen future risk of fatalities or serious injuries resulting from future accidents.

AB 1180 (Friedman D) Water: recycled water.

Current Text: Introduced: 2/21/2019 [html](#) [pdf](#)

Introduced: 2/21/2019

Status: 3/27/2019-From committee: Amend, and do pass as amended and re-refer to Com. on APPR. (Ayes 8. Noes 0.) (March 26).

Location: 3/26/2019-A. APPR.

Calendar: 3/28/2019 #15 ASSEMBLY SECOND READING FILE -- ASSEMBLY BILLS

Summary: The California Safe Drinking Water Act requires the State Water Resources Control Board to administer provisions relating to the regulation of drinking water to protect public health. Current law requires, on or before January 1, 2020, the state board to adopt standards for backflow protection and cross-connection control through the adoption of a policy handbook, as specified. This bill would require that handbook to include provisions for the use of a swivel or changeover device to supply potable water to a dual-plumbed system during an interruption in recycled water service.

AB 1194 (Frazier D) Sacramento-San Joaquin Delta: Delta Stewardship Council.

Current Text: Introduced: 2/21/2019 [html](#) [pdf](#)

Introduced: 2/21/2019

Status: 3/11/2019-Referred to Com. on W., P., & W.

Location: 3/11/2019-A. W.,P. & W.

Calendar: 4/9/2019 9 a.m. - State Capitol, Room 444 ASSEMBLY WATER, PARKS AND WILDLIFE, GARCIA, EDUARDO, Chair

Summary: Would increase the membership of the Delta Stewardship Council to 13 members, including 11 voting members and 2 nonvoting members, as specified. By imposing new duties upon local officials to appoint new members to the council, the bill would impose a state-mandated local program.

AB 1204 (Rubio, Blanca D) Public water systems: primary drinking water standards: implementation date.

Current Text: Introduced: 2/21/2019 [html](#) [pdf](#)

Introduced: 2/21/2019

Status: 3/26/2019-In committee: Set, first hearing. Hearing canceled at the request of author.

Location: 3/11/2019-A. E.S. & T.M.

Calendar: 4/9/2019 1:30 p.m. - State Capitol, Room 444 ASSEMBLY ENVIRONMENTAL SAFETY AND TOXIC MATERIALS, QUIRK, Chair

Summary: Would require the adoption or amendment of a primary drinking water standard for a contaminant in drinking water not regulated by a federal primary drinking water standard or that is more stringent than a federal primary drinking water standard to take effect 3 years after the date on which the state board adopts or amends the primary drinking water standard. The bill would authorize the state board to delay the effective date of the primary drinking water standard adoption or amendment by no more than 2 additional years as necessary for capital improvements to comply with a maximum contaminant level or treatment technique.

AB 1212 (Levine D) Public employees' retirement: pension fund management: in-state infrastructure.

Current Text: Introduced: 2/21/2019 [html](#) [pdf](#)

Introduced: 2/21/2019

Status: 3/11/2019-Referred to Com. on P.E. & R.

Location: 3/11/2019-A. P.E. & R.

Calendar: 4/24/2019 9 a.m. - State Capitol, Room 444 ASSEMBLY PUBLIC EMPLOYMENT AND RETIREMENT, RODRIGUEZ, Chair

Summary: Would require a state agency that is responsible for infrastructure projects to produce a list of priority infrastructure projects for funding consideration by the retirement boards, as specified, and to provide it to them. The bill would require a state agency also to provide further project information to a board upon request.

AB 1220 (Garcia, Cristina D) Metropolitan water districts.

Current Text: Introduced: 2/21/2019 [html](#) [pdf](#)

Introduced: 2/21/2019

Status: 3/11/2019-Referred to Com. on L. GOV.

Location: 3/11/2019-A. L. GOV.

Summary: Would authorize each member public agency to designate and appoint additional representatives pursuant to the greater of that allowed under either the assessed valuation

calculation or, on and after January 1, 2021, for each full 5% of the population within the entire district that is within the member public agency. The bill would require a district to conduct the analysis of additional directors using the Department of Finance population data and any other pertinent population data and would require the number of population-based directors authorized to remain fixed until it is recalculated, every 10 years in the year immediately following each United States census.

AB 1253 (Rivas, Robert D) Local agency formation commissions: grant program.

Current Text: Introduced: 2/21/2019 [html](#) [pdf](#)

Introduced: 2/21/2019

Status: 3/27/2019-VOTE: Do pass and be re-referred to the Committee on [Appropriations]

Location: 3/27/2019-A. APPR.

Summary: This bill would require the Strategic Growth Council, until July 31, 2025, to establish and administer a local agency formation commissions grant program for the payment of costs associated with initiating and completing the dissolution of districts listed as inactive, the payment of costs associated with a study of the services provided within a county by a public agency to a disadvantaged community, as defined, and for other specified purposes, including the initiation of an action, as defined, that is limited to service providers serving a disadvantaged community and is based on determinations found in the study, as approved by the commission. The bill would specify application submission, reimbursement, and reporting requirements for a local agency formation commission to receive grants pursuant to the bill. The bill would require the council, after consulting with the California Association of Local Agency Formation Commissions, to develop and adopt guidelines, timelines, and application and reporting criteria for development and implementation of the program, as specified, and would exempt these guidelines, timelines, and criteria from the rulemaking provisions of the Administrative Procedure Act. The bill would make the grant program subject to an appropriation for the program in the annual Budget Act, and would repeal these provisions on January 1, 2026. This bill contains other existing laws.

AB 1323 (Stone, Mark D) Public utilities: information: confidentiality.

Current Text: Introduced: 2/22/2019 [html](#) [pdf](#)

Introduced: 2/22/2019

Status: 3/11/2019-Referred to Com. on U. & E.

Location: 3/11/2019-A. U. & E.

Calendar: 4/10/2019 Upon adjournment of Communications and Conveyance Committee - State Capitol, Room 437 ASSEMBLY UTILITIES AND ENERGY, HOLDEN, Chair

Summary: The Public Utilities Act prohibits the commission or an officer or employee of the commission from disclosing any information furnished to the commission by a public utility, a subsidiary, an affiliate, or a corporation holding a controlling interest in a public utility, unless the information is specifically required to be open to public inspection under the act, except on order of the commission or a commissioner in the course of a hearing or proceeding. This bill would instead require the information to be open to public inspection unless federal or state law or an order of the commission based on a specified finding requires the information to be closed to inspection, or the withholding of that information is ordered by the commission, a commissioner, or an administrative law judge in the course of a hearing or proceeding.

AB 1347 (Boerner Horvath D) Electricity: renewable energy and zero-carbon resources: state and local government buildings.

Current Text: Introduced: 2/22/2019 [html](#) [pdf](#)

Introduced: 2/22/2019

Status: 3/26/2019-In committee: Set, first hearing. Hearing canceled at the request of author.

Location: 3/11/2019-A. U. & E.

Summary: Current law establishes the policy of the state that eligible renewable energy resources and zero-carbon resources supply 100% of all retail sales of electricity to California end-use customers and 100% of electricity procured to serve all state agencies by December 31, 2045. This bill would establish the policy of the state that eligible renewable energy resources and zero-carbon resources supply 100% of all retail sales of electricity to state and local government buildings by December 31, 2030, and to all California end-use customers by December 31, 2045.

AB 1375 (Bigelow R) Disaster relief: dead and dying tree removal: allocation to local agencies.

Current Text: Introduced: 2/22/2019 [html](#) [pdf](#)

Introduced: 2/22/2019

Status: 3/14/2019-Referred to Com. on G.O.

Location: 3/14/2019-A. G.O.

Calendar: 4/3/2019 1:30 p.m. - State Capitol, Room 4202 ASSEMBLY GOVERNMENTAL ORGANIZATION, GRAY, Chair

Summary: The California Disaster Assistance Act provides that the state share for disaster project allocations to local agencies is no more than 75% of total state eligible costs, except for specified

events for which the state share is up to 100% of state eligible costs. This bill would provide that the state share for the removal of dead and dying trees in connection with the Governor's Proclamation of a State of Emergency issued on October 30, 2015, is no more than 90% of total state eligible costs.

AB 1381 (Salas D) Safe Drinking Water Plan.

Current Text: Amended: 3/18/2019 [html](#) [pdf](#)

Introduced: 2/22/2019

Last Amend: 3/18/2019

Status: 3/19/2019-Re-referred to Com. on E.S. & T.M.

Location: 3/18/2019-A. E.S. & T.M.

Calendar: 4/9/2019 1:30 p.m. - State Capitol, Room 444 ASSEMBLY ENVIRONMENTAL SAFETY AND TOXIC MATERIALS, QUIRK, Chair

Summary: Would require the State Water Resources Control Board, in its Safe Drinking Water Plan, to identify, within the state, public water systems that consistently fail to deliver water that meets all applicable standards under the California Safe Drinking Water Act, specified areas in which persons have, and specified populations having, limited access to, or ability to pay for, safe and affordable drinking water, and strategies to address the changing needs of current and future populations. The bill would also require the plan to include a publicly accessible map that identifies areas that consistently lack, or are at risk of losing, access to safe and affordable drinking water.

AB 1414 (Friedman D) Urban retail water suppliers: reporting.

Current Text: Introduced: 2/22/2019 [html](#) [pdf](#)

Introduced: 2/22/2019

Status: 3/14/2019-Referred to Com. on W., P., & W.

Location: 3/14/2019-A. W., P. & W.

Calendar: 4/9/2019 9 a.m. - State Capitol, Room 444 ASSEMBLY WATER, PARKS AND WILDLIFE, GARCIA, EDUARDO, Chair

Summary: Would require each urban retail water supplier on or before January 1 of each year until January 1, 2024, to submit a completed and validated water loss audit report as prescribed by the Department of Water Resources. The bill would require on or before January 1, 2024, and on or before January 1 of each year thereafter, each urban retail water supplier to submit a completed and validated water loss audit report for the previous calendar year or previous fiscal year as part of an existing report relating to its urban water use.

AB 1415 (Friedman D) Department of Water Resources: reporting requirements: civil penalties.

Current Text: Introduced: 2/22/2019 [html](#) [pdf](#)

Introduced: 2/22/2019

Status: 3/14/2019-Referred to Com. on W., P., & W.

Location: 3/14/2019-A. W., P. & W.

Calendar: 4/9/2019 9 a.m. - State Capitol, Room 444 ASSEMBLY WATER, PARKS AND WILDLIFE, GARCIA, EDUARDO, Chair

Summary: Current law establishes the CalConserve Water Use Efficiency Revolving Fund and makes the moneys in the fund available to the Department of Water Resources, upon appropriation by the Legislature, for the purpose of water conservation and water use efficiency projects. This bill would require the department to impose a civil penalty on any person or entity who fails to file with the department a specified report or plan by the deadline required for that particular report or plan, as provided.

AB 1432 (Dahle R) Water shortage emergencies: declarations: wildfires.

Current Text: Amended: 3/25/2019 [html](#) [pdf](#)

Introduced: 2/22/2019

Last Amend: 3/25/2019

Status: 3/26/2019-Re-referred to Com. on W., P., & W.

Location: 3/25/2019-A. W., P. & W.

Calendar: 4/9/2019 9 a.m. - State Capitol, Room 444 ASSEMBLY WATER, PARKS AND WILDLIFE, GARCIA, EDUARDO, Chair

Summary: Would authorize a public water supplier to declare a water shortage emergency condition without holding a public hearing in the event of a wildfire.

AB 1439 (Melendez R) State policy for water quality control.

Current Text: Introduced: 2/22/2019 [html](#) [pdf](#)

Introduced: 2/22/2019

Status: 2/25/2019-Read first time.

Location: 2/22/2019-A. PRINT

Summary: Under current law, the Porter-Cologne Water Quality Control Act, the state policy for water quality control is required to consist of water quality principles and guidelines for long-range resource

planning, water quality objectives, and other principles and guidelines deemed essential by the State Water Resources Control Board for water quality control. This bill would make nonsubstantive changes to that provision.

AB 1486

(Ting D) Local agencies: surplus land.

Current Text: Introduced: 2/22/2019 [html](#) [pdf](#)

Introduced: 2/22/2019

Status: 3/14/2019-Referred to Com. on L. GOV.

Location: 3/14/2019-A. L. GOV.

Summary: Current law prescribes requirements for the disposal of surplus land by a local agency. This bill would expand the definition of "local agency" to include sewer, water, utility, and local and regional park districts, joint powers authorities, successor agencies to former redevelopment agencies, housing authorities, and other political subdivisions of this state and any instrumentality thereof that is empowered to acquire and hold real property, thereby requiring these entities to comply with these requirements for the disposal of surplus land.

AB 1588

(Gloria D) Drinking water and wastewater operator certification programs.

Current Text: Introduced: 2/22/2019 [html](#) [pdf](#)

Introduced: 2/22/2019

Status: 3/14/2019-Referred to Com. on E.S. & T.M.

Location: 3/14/2019-A. E.S. & T.M.

Calendar: 4/9/2019 1:30 p.m. - State Capitol, Room 444 ASSEMBLY ENVIRONMENTAL SAFETY AND TOXIC MATERIALS, QUIRK, Chair

Summary: Would require for purposes of water treatment operator certification experience a treatment plant using advanced water treatment processes, as defined, that treats water of wastewater origin for purposes of water reuse to be considered to provide certain equivalent experience to working at a water treatment plant. The bill would require for purposes of water distribution operator certification experience operation of a recycled water distribution system to be considered to provide equivalent experience to operating a potable distribution system.

AB 1640

(Boerner Horvath D) Local government finance: budget reserves.

Current Text: Introduced: 2/22/2019 [html](#) [pdf](#)

Introduced: 2/22/2019

Status: 3/18/2019-Referred to Com. on L. GOV.

Location: 3/18/2019-A. L. GOV.

Summary: Would require a local government by September 1, 2020, and annually thereafter, to submit a written report to the State Controller's office on how it plans to spend any of its budget reserves, as defined, on specified priorities over a 5-year fiscal period, including, among others, mental and behavioral health services and affordable housing. The bill would provide this reporting requirement only applies to a local government if the local government's budget reserve in the immediately preceding fiscal year was in excess of 30 percent of the total expenditures of the local government in that fiscal year.

AB 1653

(Frazier D) Missing and Murdered Indigenous Women Task Force.

Current Text: Amended: 3/26/2019 [html](#) [pdf](#)

Introduced: 2/22/2019

Last Amend: 3/26/2019

Status: 3/27/2019-Re-referred to Com. on PUB. S.

Location: 3/25/2019-A. PUB. S.

Summary: Would create the Missing and Murdered Indigenous Women Task Force in the Department of Justice, and would provide for the membership of that task force. The bill would, among other things, require the task force to complete a formal consultation with California's Indian tribes on how to improve tribal access to databases, determine how to increase state resources for reporting and identifying missing and murdered indigenous persons in the state, and develop a database of nonprofit or nongovernmental organizations that provide aid or support in locating missing indigenous persons.

AB 1672

(Bloom D) Product labeling: flushable products.

Current Text: Introduced: 2/22/2019 [html](#) [pdf](#)

Introduced: 2/22/2019

Status: 2/25/2019-Read first time.

Location: 2/22/2019-A. PRINT

Summary: Current law regulates the labeling requirements on various consumer products. This bill would express the intent of the Legislature to enact legislation to prohibit the sale or advertisement of any nonwoven disposable product labeled as "flushable" or "sewer and septic safe" if that product fails to meet specified performance standards.

AB 1673 (Salas D) California Environmental Quality Act: judicial challenge: litigation transparency: identification of contributors.

Current Text: Amended: 3/19/2019 [html](#) [pdf](#)

Introduced: 2/22/2019

Last Amend: 3/19/2019

Status: 3/20/2019-Re-referred to Com. on NAT. RES.

Location: 3/18/2019-A. NAT. RES.

Summary: Would require a plaintiff or petitioner, in an action or proceeding brought pursuant to the California Environmental Quality Act, to disclose the identity of a person or entity that contributes \$1,000 or more, as specified, toward the plaintiff's or petitioner's costs of the action or proceeding. The bill also would require the plaintiff or petitioner to identify any pecuniary or business interest related to the project or issues involved in the action or proceeding of any person or entity that contributes \$1,000 or more to the costs of the action or proceeding, as specified. The bill would provide that a failure to comply with these requirements may be grounds for dismissal of the action or proceeding by the court.

AB 1694 (O'Donnell D) Water supply improvements.

Current Text: Introduced: 2/22/2019 [html](#) [pdf](#)

Introduced: 2/22/2019

Status: 2/25/2019-Read first time.

Location: 2/22/2019-A. PRINT

Summary: Under current law, various state and local agencies engage in water resource planning. This bill would state the intent of the Legislature to enact legislation relating to water supply improvements.

AB 1751 (Chiu D) Water and sewer system corporations: consolidation of service.

Current Text: Amended: 3/21/2019 [html](#) [pdf](#)

Introduced: 2/22/2019

Last Amend: 3/21/2019

Status: 3/25/2019-Re-referred to Com. on E.S. & T.M.

Location: 3/21/2019-A. E.S. & T.M.

Calendar: 4/9/2019 1:30 p.m. - State Capitol, Room 444 ASSEMBLY ENVIRONMENTAL SAFETY AND TOXIC MATERIALS, QUIRK, Chair

Summary: Current law authorizes the State Water Resources Control Board to order consolidation of public water systems where a public water system or state small water system serving a disadvantaged community consistently fails to provide an adequate supply of safe drinking water, as provided. This bill, the Consolidation for Safe Drinking Water Act of 2019, would authorize a water or sewer system corporation to file an application and obtain approval from the commission through an order authorizing consolidation with a public water system or state small water system, or to implement rates for the subsumed water system.

ACA 1 (Aguilar-Curry D) Local government financing: affordable housing and public infrastructure: voter approval.

Current Text: Amended: 3/18/2019 [html](#) [pdf](#)

Introduced: 12/3/2018

Last Amend: 3/18/2019

Status: 3/27/2019-VOTE: Be adopted and re-referred to the Committee on [Appropriations]

Location: 3/27/2019-A. APPR.

Summary: The California Constitution prohibits the ad valorem tax rate on real property from exceeding 1% of the full cash value of the property, subject to certain exceptions. This measure would create an additional exception to the 1% limit that would authorize a city, county, city and county, or special district to levy an ad valorem tax to service bonded indebtedness incurred to fund the construction, reconstruction, rehabilitation, or replacement of public infrastructure, affordable housing, or permanent supportive housing, or the acquisition or lease of real property for those purposes, if the proposition proposing that tax is approved by 55% of the voters of the city, county, or city and county, as applicable, and the proposition includes specified accountability requirements.

ACA 3 (Mathis R) Clean Water for All Act.

Current Text: Amended: 3/20/2019 [html](#) [pdf](#)

Introduced: 1/16/2019

Last Amend: 3/20/2019

Status: 3/21/2019-Re-referred to Com. on W., P., & W. Measure version as amended on March 20 corrected.

Location: 3/18/2019-A. W.,P. & W.

Summary: This measure, the Clean Water for All Act, would additionally require, commencing with the 2021-22 fiscal year, not less than 2% of specified state revenues to be set apart for the payment of

principal and interest on bonds authorized pursuant to the Water Quality, Supply, and Infrastructure Improvement Act of 2014; water supply, delivery, and quality projects administered by the department, and water quality projects administered by the state board, as provided.

AJR 8

(Quirk D) Invasive species: federal Nutria Eradication and Control Act of 2003.

Current Text: Introduced: 2/15/2019 [html](#) [pdf](#)

Introduced: 2/15/2019

Status: 2/19/2019-From printer.

Location: 2/15/2019-A. PRINT

Summary: Would urge the United States Congress to specifically add California to the Nutria Eradication and Control Act of 2003 and to authorize an appropriation of \$4,000,000 to help the state implement a nutria eradication program.

SB 1

(Atkins D) California Environmental, Public Health, and Workers Defense Act of 2019.

Current Text: Introduced: 12/3/2018 [html](#) [pdf](#)

Introduced: 12/3/2018

Status: 3/22/2019-Set for hearing April 9.

Location: 3/20/2019-S. N.R. & W.

Calendar: 4/9/2019 8:30 a.m. - Room 112 SENATE NATURAL RESOURCES AND WATER, STERN, Chair

Summary: Current state law regulates the discharge of air pollutants into the atmosphere. The Porter-Cologne Water Quality Control Act regulates the discharge of pollutants into the waters of the state. The California Safe Drinking Water Act establishes standards for drinking water and regulates drinking water systems. The California Endangered Species Act requires the Fish and Game Commission to establish a list of endangered species and a list of threatened species, and generally prohibits the taking of those species. This bill would require specified agencies to take prescribed actions regarding certain federal requirements and standards pertaining to air, water, and protected species, as specified.

SB 5

(Beall D) Affordable Housing and Community Development Investment Program.

Current Text: Amended: 3/21/2019 [html](#) [pdf](#)

Introduced: 12/3/2018

Last Amend: 3/21/2019

Status: 3/26/2019-Set for hearing April 2.

Location: 3/20/2019-S. HOUSING

Calendar: 4/2/2019 1:30 p.m. - John L. Burton Hearing Room (4203) SENATE HOUSING, WIENER, Chair

Summary: Would establish in state government the Affordable Housing and Community Development Investment Program, which would be administered by the Affordable Housing and Community Development Investment Committee. The bill would authorize a city, county, city and county, joint powers agency, enhanced infrastructure financing district, affordable housing authority, community revitalization and investment authority, transit village development district, or a combination of those entities, to apply to the Affordable Housing and Community Development Investment Committee to participate in the program and would authorize the committee to approve or deny plans for projects meeting specific criteria.

SB 6

(Beall D) Residential development: available land.

Current Text: Amended: 2/27/2019 [html](#) [pdf](#)

Introduced: 12/3/2018

Last Amend: 2/27/2019

Status: 3/15/2019-Set for hearing April 2.

Location: 3/7/2019-S. HOUSING

Calendar: 4/2/2019 1:30 p.m. - John L. Burton Hearing Room (4203) SENATE HOUSING, WIENER, Chair

Summary: Would require the Department of Housing and Community Development to furnish the Department of General Services with a list of local lands suitable and available for residential development as identified by a local government as part of the housing element of its general plan. The bill would require the Department of General Services to create a database of that information and information regarding state lands determined or declared excess and to make this database available and searchable by the public by means of a link on its internet website.

SB 13

(Wieckowski D) Accessory dwelling units.

Current Text: Amended: 3/11/2019 [html](#) [pdf](#)

Introduced: 12/3/2018

Last Amend: 3/11/2019

Status: 3/26/2019-Set for hearing April 2.

Location: 3/20/2019-S. HOUSING

Calendar: 4/2/2019 1:30 p.m. - John L. Burton Hearing Room (4203) SENATE HOUSING, WIENER, Chair

Summary: Current law requires accessory dwelling units to comply with specified standards, including that the accessory dwelling unit is either attached to, or located within, the proposed or existing primary dwelling or detached if located within the same lot, and that it does not exceed a specified amount of total area of floor space. This bill would, instead, authorize the creation of accessory dwelling units in areas zoned to allow single-family or multifamily dwelling use.

SB 15

(Portantino D) Property tax revenue allocations: successor agencies.

Current Text: Amended: 3/20/2019 [html](#) [pdf](#)

Introduced: 12/3/2018

Last Amend: 3/20/2019

Status: 3/27/2019-Re-referred to Coms. on GOV. & F. and HOUSING.

Location: 3/27/2019-S. GOV. & F.

Summary: Would, for the 2020–21 fiscal year and each fiscal year thereafter, require the county auditor of a county in which a successor agency, as defined, is located to decrease the amount of ad valorem property tax revenue that is otherwise required to be allocated to the county Educational Revenue Augmentation Fund by the countywide local-state sustainable investment amount and to allocate a commensurate amount to the successor agencies that are located within the county. The bill would require the successor agencies to use these funds for specified purposes, including to increase the availability of affordable housing.

SB 19

(Dodd D) Water resources: stream gages.

Current Text: Amended: 2/28/2019 [html](#) [pdf](#)

Introduced: 12/3/2018

Last Amend: 2/28/2019

Status: 3/12/2019-From committee: Do pass and re-refer to Com. on APPR. (Ayes 8. Noes 0.) (March 12). Re-referred to Com. on APPR.

Location: 3/12/2019-S. APPR.

Summary: Would require the Department of Water Resources and the State Water Resources Control Board, upon an appropriation of funds by the Legislature, to develop a plan to deploy a network of stream gages that includes a determination of funding needs and opportunities for modernizing and reactivating existing gages and deploying new gages, as specified. The bill would require the department and the board, in consultation with the Department of Fish and Wildlife, the Department of Conservation, the Central Valley Flood Protection Board, interested stakeholders, and, to the extent they wish to consult, local agencies, to develop the plan to address significant gaps in information necessary for water management and the conservation of freshwater species.

SB 45

(Allen D) Wildfire, Drought, and Flood Protection Bond Act of 2020.

Current Text: Amended: 3/5/2019 [html](#) [pdf](#)

Introduced: 12/3/2018

Last Amend: 3/5/2019

Status: 3/26/2019-From committee: Do pass and re-refer to Com. on EQ. (Ayes 7. Noes 1.) (March 26). Re-referred to Com. on EQ.

Location: 3/26/2019-S. E.Q.

Calendar: 4/3/2019 9:30 a.m. - Room 3191 SENATE ENVIRONMENTAL QUALITY, ALLEN, Chair

Summary: Would enact the Wildfire, Drought, and Flood Protection Bond Act of 2020, which, if approved by the voters, would authorize the issuance of bonds in an amount of \$4,300,000,000 pursuant to the State General Obligation Bond Law to finance projects to restore fire damaged areas, reduce wildfire risk, create healthy forest and watersheds, reduce climate impacts on urban areas and vulnerable populations, protect water supply and water quality, protect rivers, lakes, and streams, reduce flood risk, protect fish and wildlife from climate impacts, improve climate resilience of agricultural lands, and protect coastal lands and resources.

SB 62

(Dodd D) Endangered species: accidental take associated with routine and ongoing agricultural activities: state safe harbor agreements.

Current Text: Amended: 3/19/2019 [html](#) [pdf](#)

Introduced: 1/3/2019

Last Amend: 3/19/2019

Status: 3/19/2019-Read second time and amended. Re-referred to Com. on APPR.

Location: 3/19/2019-S. APPR.

Summary: The California Endangered Species Act provides, until January 1, 2020, that the accidental take of candidate, threatened, or endangered species resulting from an act that occurs on a farm or a ranch in the course of otherwise lawful routine and ongoing agricultural activities is not prohibited by the act. This bill would extend this exception to January 1, 2024, and would limit this exception to an act by an individual farmer or rancher or a bona fide employee of a farmer or rancher. The bill would also require a person, when an accidental take is known to occur under these provisions, to report the

take to the department within 10 days.

SB 69

(Wiener D) Ocean Resiliency Act of 2019.

Current Text: Amended: 3/6/2019 [html](#) [pdf](#)

Introduced: 1/9/2019

Last Amend: 3/6/2019

Status: 3/15/2019-Set for hearing April 9.

Location: 3/13/2019-S. N.R. & W.

Calendar: 4/9/2019 8:30 a.m. - Room 112 SENATE NATURAL RESOURCES AND WATER, STERN, Chair

Summary: Current law requires the Fish and Game Commission to establish fish hatcheries for the purposes of stocking the waters of California with fish, and requires the Department of Fish and Wildlife to maintain and operate those hatcheries. This bill would require the department to undertake a pilot project to assess the effectiveness of parentage-based tagging, as defined, in improving the management of central valley Chinook salmon hatcheries and in rebuilding salmon runs and the California salmon fishing industry.

SB 134

(Hertzberg D) Water conservation: water loss performance standards: enforcement.

Current Text: Introduced: 1/15/2019 [html](#) [pdf](#)

Introduced: 1/15/2019

Status: 3/13/2019-Set for hearing April 9.

Location: 1/24/2019-S. N.R. & W.

Calendar: 4/9/2019 8:30 a.m. - Room 112 SENATE NATURAL RESOURCES AND WATER, STERN, Chair

Summary: Current law authorizes the State Water Resources Control Board to issue information orders, written notices, and conservation orders to an urban retail water supplier that does not meet its urban water use objective, and existing law authorizes the board to impose civil liability for a violation of an order or regulation issued pursuant to these provisions, as specified. Current law requires the board, no earlier than January 1, 2019, and no later than July 1, 2020, to adopt rules requiring urban retail water suppliers to meet performance standards for the volume of water losses. This bill would prohibit the board from imposing liability for a violation of the performance standards for the volume of water losses except as part of the enforcement of an urban water use objective.

SB 166

(Wiener D) Process water treatment systems: breweries and wineries: study group.

Current Text: Amended: 3/21/2019 [html](#) [pdf](#)

Introduced: 1/28/2019

Last Amend: 3/21/2019

Status: 3/21/2019-From committee with author's amendments. Read second time and amended. Referred to Com. on EQ.

Location: 2/6/2019-S. E.Q.

Calendar: 4/3/2019 9:30 a.m. - Room 3191 SENATE ENVIRONMENTAL QUALITY, ALLEN, Chair

Summary: Current law requires the State Water Resources Control Board to establish uniform statewide recycling criteria for each varying type of use of recycled water where the use involves the protection of public health. Current law requires, on or before December 1, 2022, the state board, in consultation with specified state agencies, to adopt regulations for risk-based water quality standards for the onsite treatment and reuse of nonpotable water, as provided. This bill would require the state board, on or before December 1 2021, to convene a prescribed study group to advise the Legislature on policies regarding the onsite reuse of process water in breweries and wineries.

SB 200

(Monning D) Safe and Affordable Drinking Water Fund.

Current Text: Amended: 3/11/2019 [html](#) [pdf](#)

Introduced: 1/31/2019

Last Amend: 3/11/2019

Status: 3/22/2019-Set for hearing April 23.

Location: 3/20/2019-S. N.R. & W.

Calendar: 4/23/2019 9:30 a.m. - Room 112 SENATE NATURAL RESOURCES AND WATER, STERN, Chair

Summary: Would establish the Safe and Affordable Drinking Water Fund in the State Treasury and would provide that moneys in the fund are continuously appropriated to the State Water Resources Control Board. The bill would require the board to administer the fund to provide a stable source of funding to secure access to safe drinking water for all Californians, while also ensuring the long-term sustainability of drinking water service and infrastructure. The bill would authorize the board to provide for the deposit into the fund of federal contributions, voluntary contributions, gifts, grants, and bequests. The bill would require the board to expend moneys in the fund for grants, loans, contracts, or services to assist eligible applicants with projects relating to the provision of safe and affordable drinking water.

SB 204

(Dodd D) State Water Project: contracts.

Current Text: Amended: 3/18/2019 [html](#) [pdf](#)

Introduced: 2/4/2019

Last Amend: 3/18/2019

Status: 3/18/2019-Read second time and amended. Re-referred to Com. on APPR.

Location: 3/18/2019-S. APPR.

Summary: Would require the Department of Water Resources to provide at least 10 days' notice to the Joint Legislative Budget Committee and relevant policy and fiscal committees of the Legislature before holding public sessions to negotiate any potential amendment of a long-term water supply contract that is of projectwide significance with substantially similar terms intended to be offered to all contractors. The bill would require the department, before the execution of a specified proposed amendment to a long-term water supply contract and at least 60 days before final approval of such an amendment, to submit to the Joint Legislative Budget Committee and relevant policy and fiscal committees of the Legislature certain information regarding the terms and conditions of a proposed amendment of a long-term water supply contract and to submit a copy of the long-term contract as it is proposed to be amended.

SB 210

(Leyva D) Heavy-Duty Vehicle Inspection and Maintenance Program.

Current Text: Amended: 3/25/2019 [html](#) [pdf](#)

Introduced: 2/4/2019

Last Amend: 3/25/2019

Status: 3/25/2019-Read second time and amended. Re-referred to Com. on TRANS.

Location: 3/25/2019-S. TRANS.

Summary: Would authorize the State Air Resources Board to develop and implement a Heavy-Duty Vehicle Inspection and Maintenance Program for nongasoline heavy-duty onroad motor vehicles, as specified. The bill would authorize the state board to assess a fee and penalties as part of the program. The bill would create the Truck Emission Check (TEC) Fund, with all the moneys deposited in the fund to be available upon appropriation.

SB 226

(Nielsen R) Watershed restoration: wildfires: grant program.

Current Text: Amended: 3/18/2019 [html](#) [pdf](#)

Introduced: 2/7/2019

Last Amend: 3/18/2019

Status: 3/18/2019-From committee with author's amendments. Read second time and amended. Re-referred to Com. on N.R. & W.

Location: 2/21/2019-S. N.R. & W.

Calendar: 4/9/2019 8:30 a.m. - Room 112 SENATE NATURAL RESOURCES AND WATER, STERN, Chair

Summary: Current law authorizes the Natural Resources Agency and the California Environmental Protection Agency to jointly develop and submit to the Legislature a plan for forest and water restoration investments for the drainages that supply specified reservoirs. This bill would require the agency to develop and implement a watershed restoration grant program, as provided, for purposes of awarding grants to eligible counties, as defined, to assist them with watershed restoration on watersheds that have been affected by wildfire, as specified. The bill would require an eligible county receiving funds pursuant to the grant program to submit annually to the agency a report regarding projects funded by the grant program, as provided. The bill would make related legislative findings and declarations.

SB 241

(Moorlach R) Public agencies: joint powers authorities: contracts.

Current Text: Introduced: 2/11/2019 [html](#) [pdf](#)

Introduced: 2/11/2019

Status: 2/21/2019-Referred to Coms. on GOV. & F. and L., P.E. & R.

Location: 2/21/2019-S. GOV. & F.

Summary: Would require the governing body of each member agency of an agency established pursuant to a joint powers agreement to approve and ratify each memorandum of understanding negotiated between the joint powers agency and its employees. This bill would further require each member agency to a joint powers agreement to approve and ratify each contract for municipal services or functions, as defined, negotiated between the joint powers agency and the entity providing the services or functions.

SB 288

(Wiener D) Electricity: self-generation and storage.

Current Text: Introduced: 2/13/2019 [html](#) [pdf](#)

Introduced: 2/13/2019

Status: 3/26/2019-Set for hearing April 10.

Location: 2/21/2019-S. E. U., & C.

Calendar: 4/10/2019 9 a.m. - Room 3191 SENATE ENERGY, UTILITIES AND COMMUNICATIONS, HUESO, Chair

Summary: Would, by January 1, 2021, require the PUC and the governing board of each local publicly owned electric utility to, among other things, create one or more tariffs that offer fair compensation for customer-sited energy storage systems that export electricity to the electrical grid and to consider one or more tariffs for customer-sited energy storage and renewable energy systems to support grid

reliability and community resiliency in the event of emergencies or grid outages.

SB 295

(McGuire D) Public utility districts: ordinances.

Current Text: Introduced: 2/14/2019 [html](#) [pdf](#)

Introduced: 2/14/2019

Status: 2/28/2019-Referred to Com. on GOV. & F.

Location: 2/28/2019-S. GOV. & F.

Summary: The Public Utility District Act provides for the election of a board of directors to govern each district and authorizes a board to act only by ordinance, resolution, or motion. The act prohibits an ordinance passed by the board from taking effect less than 30 days after its passage, requires the clerk of the district to post copies of the ordinance at 3 public places in the district, and, if there is a newspaper of general circulation printed and published in the district, requires the ordinance to be published in the newspaper, as specified. This bill would prohibit an ordinance passed by the board from taking effect less than 45 days, instead of 30 days, after its passage and would make conforming changes.

SB 307

(Roth D) Water conveyance: use of facility with unused capacity.

Current Text: Introduced: 2/15/2019 [html](#) [pdf](#)

Introduced: 2/15/2019

Status: 3/26/2019-Set for hearing April 9.

Location: 2/28/2019-S. N.R. & W.

Calendar: 4/9/2019 8:30 a.m. - Room 112 SENATE NATURAL RESOURCES AND WATER, STERN, Chair

Summary: Current law prohibits the state or a regional or local public agency from denying a bona fide transferor of water from using a water conveyance facility that has unused capacity for the period of time for which that capacity is available, if fair compensation is paid for that use and other requirements are met. This bill would, notwithstanding that provision, prohibit a transferor of water from using a water conveyance facility that has unused capacity to transfer water from a groundwater basin underlying desert lands, as defined, that is in the vicinity of specified federal lands or state lands to outside of the groundwater basin unless the State Lands Commission, in consultation with the Department of Fish and Wildlife, finds that the transfer of the water will not adversely affect the natural or cultural resources of those federal and state lands.

SB 330

(Skinner D) Housing Crisis Act of 2019.

Current Text: Amended: 3/25/2019 [html](#) [pdf](#)

Introduced: 2/19/2019

Last Amend: 3/25/2019

Status: 3/25/2019-From committee with author's amendments. Read second time and amended. Re-referred to Com. on GOV. & F.

Location: 2/28/2019-S. GOV. & F.

Summary: Would, until January 1, 2030, with respect to land where housing is an allowable use, prohibit the legislative body of a county or city, defined to include the electorate exercising its local initiative or referendum power, in which specified conditions exist, from enacting an amendment to a general plan or specific plan or adopting or amending any zoning ordinance that would have the effect of (A) changing the zoning classification of a parcel or parcels of property to a less intensive use or reducing the intensity of land use within an existing zoning district below what was allowed under the general plan or specific plan land use designation and zoning ordinances of the county or city as in effect on January 1, 2018; (B) imposing a moratorium on housing development within all or a portion of the jurisdiction of the county or city, except as provided; (C) imposing design standards that are more costly than those in effect on January 1, 2019; or (D) establishing or implementing any provision that limits the number of land use approvals or permits necessary for the approval and construction of housing that will be issued or allocated within the county or city.

SB 332

(Hertzberg D) Wastewater treatment: recycled water.

Current Text: Introduced: 2/19/2019 [html](#) [pdf](#)

Introduced: 2/19/2019

Status: 3/5/2019-Set for hearing April 3.

Location: 2/28/2019-S. E.Q.

Calendar: 4/3/2019 9:30 a.m. - Room 3191 SENATE ENVIRONMENTAL QUALITY, ALLEN, Chair

Summary: Would declare, except in compliance with the bill's provisions, that the discharge of treated wastewater from ocean outfalls is a waste and unreasonable use of water. The bill would require each wastewater treatment facility that discharges through an ocean outfall and affiliated water suppliers to reduce the facility's annual flow as compared to the average annual wastewater discharge baseline volume, as prescribed, by at least 50% on or before January 1, 2030, and by at least 95% on or before January 1, 2040. The bill would subject the owner or operator of a wastewater treatment facility, as well as the affiliated water suppliers, to a civil penalty of \$2,000 per acre-foot of water above the required reduction in overall volume discharge for the failure to meet these deadlines.

- SB 335** **(Hurtado D) Provision of sewer service: onsite sewage treatment system: opt out.**
Current Text: Introduced: 2/19/2019 [html](#) [pdf](#)
Introduced: 2/19/2019
Status: 3/18/2019-April 3 set for first hearing canceled at the request of author.
Location: 2/28/2019-S. E.Q.
Summary: The Porter-Cologne Water Quality Control Act authorizes the property owner of an affected residence to opt out of an order for the provision of sewer service for a maximum of 5 years for the residence from the date of the issuance of the order by demonstrating to a regional board that the residence is served by an onsite sewage treatment system that is not inadequate and was installed no more than 10 years prior to the issuance of the order. This bill would authorize the property owner of an affected residence to opt out of such an order for a maximum of 5 years if the adequate onsite sewage treatment system was installed no more than 5 years prior to the issuance of the order.
- SB 386** **(Caballero D) California Renewables Portfolio Standard Program: irrigation districts.**
Current Text: Introduced: 2/20/2019 [html](#) [pdf](#)
Introduced: 2/20/2019
Status: 3/25/2019-March 27 hearing postponed by committee.
Location: 2/28/2019-S. E. U., & C.
Summary: Would provide that hydroelectric generation that is owned by one or more irrigation districts is an eligible renewable energy resource for purposes of the California Renewables Portfolio Standard Program if it has a first point of interconnection with a California balancing authority or has a first point of interconnection with distribution facilities used to serve end users within a California balancing authority area.
- SB 413** **(Rubio D) San Gabriel Water Quality Authority.**
Current Text: Introduced: 2/20/2019 [html](#) [pdf](#)
Introduced: 2/20/2019
Status: 3/27/2019-From committee: Do pass and re-refer to Com. on EQ. (Ayes 7. Noes 0.) (March 27). Re-referred to Com. on EQ.
Location: 3/27/2019-S. E.Q.
Calendar: 4/3/2019 9:30 a.m. - Room 3191 SENATE ENVIRONMENTAL QUALITY, ALLEN, Chair
Summary: The San Gabriel Basin Water Quality Authority Act establishes the San Gabriel Water Basin Quality Authority, until July 1, 2030, and authorizes it to plan, finance, and implement groundwater remediation activities, as prescribed. The act requires the board of the authority to be composed of members and their alternates, as specified, generally with terms of office of 4 years. The act specifies the procedures for filling a vacancy in an office. This bill would require the terms of a member or alternate for a city with pumping rights elected in 2016 to expire January 1, 2022, and the terms of a member or alternate for a city without pumping rights elected in 2018 to expire on January 1, 2024, as prescribed.
- SB 414** **(Caballero D) Small System Water Authority Act of 2019.**
Current Text: Introduced: 2/20/2019 [html](#) [pdf](#)
Introduced: 2/20/2019
Status: 3/27/2019-From committee: Do pass and re-refer to Com. on EQ. (Ayes 7. Noes 0.) (March 27). Re-referred to Com. on EQ.
Location: 3/27/2019-S. E.Q.
Calendar: 4/3/2019 9:30 a.m. - Room 3191 SENATE ENVIRONMENTAL QUALITY, ALLEN, Chair
Summary: Would create the Small System Water Authority Act of 2019 and state legislative findings and declarations relating to authorizing the creation of small system water authorities that will have powers to absorb, improve, and competently operate noncompliant public water systems. The bill, no later than March 1, 2020, would require the state board to provide written notice to cure to all public agencies, private water companies, or mutual water companies that operate a public water system that has either less than 3,000 service connections or that serves less than 10,000 people, and are not in compliance, for the period from July 1, 2018, through December 31, 2019, with one or more state or federal primary drinking water standard maximum contaminant levels, as specified.
- SB 454** **(Caballero D) State Water Resources Control Board: Administrative Hearing Office: fees.**
Current Text: Introduced: 2/21/2019 [html](#) [pdf](#)
Introduced: 2/21/2019
Status: 3/19/2019-Set for hearing April 23.
Location: 3/7/2019-S. N.R. & W.
Calendar: 4/23/2019 9:30 a.m. - Room 112 SENATE NATURAL RESOURCES AND WATER, STERN, Chair
Summary: This bill would authorize the office to be supported in full or in part by fees assessed against parties that participate in a hearing conducted by the office and would prohibit the fees from being in an amount more than necessary to cover the reasonable costs of the burden imposed on the office by the individual fee payor. The bill would require the fees collected to be deposited into the fund.

SB 457**(Hueso D) Biomethane: gas corporations.****Current Text:** Introduced: 2/21/2019 [html](#) [pdf](#)**Introduced:** 2/21/2019**Status:** 3/26/2019-Set for hearing April 2.**Location:** 3/7/2019-S. E. U., & C.**Calendar:** 4/2/2019 9 a.m. - Room 3191 SENATE ENERGY, UTILITIES AND COMMUNICATIONS, HUESO, Chair**Summary:** Under existing law, the Public Utilities Commission has regulatory authority over public utilities, including gas corporations. Existing law authorizes the commission to fix the rates and charges for every public utility and requires that those rates and charges be just and reasonable. Existing law requires the commission to adopt policies and programs that promote the in-state production and distribution of biomethane, as defined, and that facilitate the development of a variety of sources of in-state biomethane. This bill would require the Public Utilities Commission to extend the program until December 31, 2026. This bill contains other related provisions and other existing laws.**SB 474****(Stern D) Department of Water Resources: appropriations of water.****Current Text:** Introduced: 2/21/2019 [html](#) [pdf](#)**Introduced:** 2/21/2019**Status:** 3/13/2019-Set for hearing April 9.**Location:** 3/7/2019-S. N.R. & W.**Calendar:** 4/9/2019 8:30 a.m. - Room 112 SENATE NATURAL RESOURCES AND WATER, STERN, Chair**Summary:** Under existing law, the Department of Water Resources is required to make and file with the State Water Resources Control Board applications for the appropriation of any water that, in the department's judgment, is or may be required in the development and completion of all or part of a general or coordinated plan for the development, utilization, or conservation of the water resources of the state. Existing law gives those applications priority, as of the date of filing the application, over any subsequent application and exempts certain water rights diligence provisions from generally applying to the applications. This bill would eliminate the exemption from the application of the diligence provisions as of January 1, 2021.**SB 487****(Caballero D) Department of Water Resources: aerial snow survey.****Current Text:** Introduced: 2/21/2019 [html](#) [pdf](#)**Introduced:** 2/21/2019**Status:** 3/26/2019-From committee: Do pass and re-refer to Com. on APPR. (Ayes 9. Noes 0.) (March 26). Re-referred to Com. on APPR.**Location:** 3/26/2019-S. APPR.**Summary:** Would require the Department of Water Resources' California snow survey program to conduct aerial surveys of the snowpack in the Trinity Alps and Sierra Nevada Mountains, including hydrologic areas that drain or supply water to certain major reservoirs and lakes. The bill would require the department to collect the aerial survey data up to 10 times per year in each hydrologic area and to summarize and make publicly available the data obtained and digital products used to produce runoff forecasts, as specified.**SB 519****(Bradford D) Hazardous substances: underground storage tanks.****Current Text:** Amended: 3/25/2019 [html](#) [pdf](#)**Introduced:** 2/21/2019**Last Amend:** 3/25/2019**Status:** 3/25/2019-From committee with author's amendments. Read second time and amended. Re-referred to Com. on EQ.**Location:** 3/7/2019-S. E.Q.**Calendar:** 4/3/2019 9:30 a.m. - Room 3191 SENATE ENVIRONMENTAL QUALITY, ALLEN, Chair**Summary:** Current law establishes the Underground Storage Tank Cleanup Fund and authorizes the State Water Resources Control Board to expend moneys in the fund for certain purposes, including for transfer to the Site Cleanup Subaccount, as provided. Current law authorizes the board to expend funds in the subaccount, upon appropriation by the Legislature, for certain purposes. This bill would additionally authorize the board to expend moneys in the subaccount to water replenishment districts for reasonable and necessary costs incurred to identify the source of surface or groundwater contamination, or to water replenishment districts, under the direction of the board, a regional board, a local agency, or another appropriate regulatory agency with authority over surface or groundwater cleanup oversight, for the specified remediation costs.**SB 547****(Borgeas R) California Water Commission: members.****Current Text:** Introduced: 2/22/2019 [html](#) [pdf](#)**Introduced:** 2/22/2019**Status:** 3/7/2019-Referred to Com. on RLS.**Location:** 2/22/2019-S. RLS.

Summary: Current law establishes the California Water Commission, consisting of 9 members who are appointed to 4-year terms by the Governor, in the Department of Water Resources. Current law requires 7 of the members to be selected on the basis of their general educational and business qualifications and their knowledge of, interest in, and experience with problems relating to water. This bill would make nonsubstantive changes in these provisions.

SB 615

(Hueso D) Public records: disclosure.

Current Text: Introduced: 2/22/2019 [html](#) [pdf](#)

Introduced: 2/22/2019

Status: 3/14/2019-Referred to Com. on JUD.

Location: 3/14/2019-S. JUD.

Summary: The California Public Records Act, when it appears to a superior court that certain public records are being improperly withheld from a member of the public, requires the court to order the officer or person charged with withholding the records to disclose the public record or show cause why they should not do so. The act requires the court to award court costs and reasonable attorney's fees to the requester if the requester prevails in litigation filed pursuant to these provisions, and requires the court to award court costs and reasonable attorney's fees to the public agency if the court finds that the requestor's case is clearly frivolous. This bill would require a person to meet and confer in good faith with the agency in an attempt to informally resolve each issue before instituting any proceeding for injunctive or declarative relief or writ of mandate.

SB 623

(Jackson D) Multifamily Housing Program: total assistance calculation.

Current Text: Amended: 3/27/2019 [html](#) [pdf](#)

Introduced: 2/22/2019

Last Amend: 3/27/2019

Status: 3/27/2019-From committee with author's amendments. Read second time and amended. Re-referred to Com. on RLS.

Location: 2/22/2019-S. RLS.

Summary: Current law requires that of the total assistance provided under the Multifamily Housing Program, a specified percentage that is proportional to the percentage of lower income renter households in the state that are lower income elderly renter households, as reported by the United States Department of Housing and Urban Development on the basis of the most recent decennial census conducted by the United States Census Bureau, be awarded to units restricted to senior citizens. That calculation, known as the total assistance calculation, excludes assistance for certain projects related to housing for homeless youths and supportive housing for target populations. This bill would, instead, require the total assistance calculation described above use data as reported by the United States Department of Housing and Urban Development on the basis of the most recent American Community Survey or successor survey conducted by the United States Census Bureau.

SB 646

(Morrell R) Local agency utility services: extension of utility services.

Current Text: Introduced: 2/22/2019 [html](#) [pdf](#)

Introduced: 2/22/2019

Status: 3/14/2019-Referred to Com. on GOV. & F.

Location: 3/14/2019-S. GOV. & F.

Summary: Would prohibit a city or district providing the extended service from denying the extension of a utility service to a property owner located within the extended service area based upon a property owner's election not to participate in an annexation or preannexation proceeding.

SB 667

(Hueso D) Greenhouse gases: recycling infrastructure and facilities.

Current Text: Introduced: 2/22/2019 [html](#) [pdf](#)

Introduced: 2/22/2019

Status: 3/15/2019-Set for hearing April 24.

Location: 3/14/2019-S. E.Q.

Calendar: 4/24/2019 9 a.m. to 12 noon - Room 113 and 1 p.m. - Rose Ann Vuich Hearing Room (2040) SENATE ENVIRONMENTAL QUALITY, ALLEN, Chair

Summary: Would require the Department of Resources Recycling and Recovery to develop, on or before January 1, 2021, and would authorize the department to amend, a 5-year investment strategy to drive innovation and support technological development and infrastructure, in order to meet specified organic waste reduction and recycling targets, as provided. The bill would require, on or before June 1, 2021, the department, in coordination with the Treasurer, to develop financial incentive mechanisms, including, but not limited to, loans and incentive payments, to fund organic waste recycling infrastructure, in accordance with the investment strategy.

SB 668

(Rubio D) Fire hydrants: water suppliers: regulations.

Current Text: Introduced: 2/22/2019 [html](#) [pdf](#)

Introduced: 2/22/2019

Status: 3/15/2019-Set for hearing April 23.

Location: 3/14/2019-S. N.R. & W.

Calendar: 4/23/2019 9:30 a.m. - Room 112 SENATE NATURAL RESOURCES AND WATER, STERN, Chair

Summary: Current law requires the State Fire Marshal to establish a statewide uniform color coding of fire hydrants that relates to flow testing. Each agency that maintains fire hydrants is required to comply with these requirements as part of its ongoing maintenance program. This bill would require the State Water Resources Control Board, by December 1, 2021, to develop and adopt regulations for reporting and inspections regarding public water suppliers. The bill would require that the regulations adopted by the board ensure water suppliers' compliance with local standards for fire safety.

SB 669

(Caballero D) Water quality: Safe Drinking Water Fund.

Current Text: Introduced: 2/22/2019 [html](#) [pdf](#)

Introduced: 2/22/2019

Status: 3/19/2019-Set for hearing April 9.

Location: 3/14/2019-S. E.Q.

Calendar: 4/10/2019 9:30 a.m. to 12:30 p.m. - Room 113 Upon adjournment of Energy, Utilities and Communications Committee Room 3191 SENATE ENVIRONMENTAL QUALITY, ALLEN, Chair

Summary: Would establish the Safe Drinking Water Fund in the State Treasury and would provide that moneys in the fund are continuously appropriated to the State Water Resources Control Board. The bill would require the state board to administer the fund to assist community water systems in disadvantaged communities that are chronically noncompliant relative to the federal and state drinking water standards and do not have the financial capacity to pay for operation and maintenance costs to comply with those standards, as specified.

SB 690

(Hueso D) Water quality: Tijuana River.

Current Text: Amended: 3/27/2019 [html](#) [pdf](#)

Introduced: 2/22/2019

Last Amend: 3/27/2019

Status: 3/27/2019-From committee with author's amendments. Read second time and amended. Referred to Com. on RLS.

Location: 2/22/2019-S. RLS.

Summary: Would require the California Regional Water Quality Control Board, San Diego region, to negotiate an interagency agreement with the federal government under which the Department of Water Resources would be responsible for the planning, design, permitting, and construction of the Tijuana River Border Pollution Control Project, as defined. The bill would require the state share of funding for the project to equal the federal share, and would require the proposed interagency agreement to make the federal government responsible for the ownership, operation, and maintenance of the project after it has been constructed.

SB 693

(Borgeas R) State Water Resources Control Board: Administrative Hearings Office.

Current Text: Introduced: 2/22/2019 [html](#) [pdf](#)

Introduced: 2/22/2019

Status: 3/14/2019-Referred to Com. on RLS.

Location: 2/22/2019-S. RLS.

Summary: Current law, operative July 1, 2019, creates within the State Water Resources Control Board an Administrative Hearings Office composed of attorneys qualified to act as hearing officers in adjudicative proceedings involving water rights matters. Current law prescribes procedures for hearings presided over by the office, including the adoption of a final order by the office for certain matters imposing administrative civil liability, and the preparation of a proposed order to be submitted for final review by the board for all other matters presided over by the office. This bill would make nonsubstantive changes in these provisions.

SB 699

(Hill D) San Francisco Bay Area regional water system.

Current Text: Amended: 3/27/2019 [html](#) [pdf](#)

Introduced: 2/22/2019

Last Amend: 3/27/2019

Status: 3/27/2019-From committee with author's amendments. Read second time and amended. Referred to Com. on RLS.

Location: 2/22/2019-S. RLS.

Summary: Would authorize the San Francisco Bay Area Regional Water System Financing Authority to issue revenue bonds until December 31, 2030. By extending the operation of the requirements for local public entities in connection with the operation of the authority, this bill would impose a state-mandated local program.

SB 762

(Jones R) Groundwater storage: beneficial use.

Current Text: Introduced: 2/22/2019 [html](#) [pdf](#)

Introduced: 2/22/2019

Status: 3/14/2019-Referred to Com. on RLS.

Location: 2/22/2019-S. RLS.

Summary: Current law specifies that the storing of water underground, including the diversion of streams and the flowing of water on lands necessary to the accomplishment of that storage, constitutes a beneficial use of water if the water so stored is thereafter applied to the beneficial purposes for which the appropriation for storage was made. This bill would make a nonsubstantive change in those provisions.

Total Measures: 117

Total Tracking Forms: 117

**INFORMATION
ITEM**

4J

INNOVATIVE FEDERAL STRATEGIES, LLC

Comprehensive Government Relations

MEMORANDUM

To: Kathy Besser

From: Letitia White, Jean Denton, Drew Tatum, and Shavenor Winters

Date: March 29, 2019

Re: March Monthly Legislative Update

President Releases Fiscal Year 2020 Budget

President Donald Trump is pursuing one of the largest-ever cuts to domestic discretionary spending, in a \$4.7 trillion fiscal year 2020 budget proposal that also boosts defense spending and adds \$8.6 billion for building a border wall.

The budget blueprint released earlier this month forecasts annual deficits extending beyond the next decade and rising national debt and represents a wish list for the President's priorities that is certain to be ignored by Congress. While required by law, the budget request is often ignored by Congress, as it represents the administration's priorities and often uses budget gimmicks or aggressive economic assumptions to pay for the administration's requests or to keep deficits low.

This particular request from President Trump also raises the threat of a funding showdown that could trigger another government shutdown this fall. The budget request would cut non-defense discretionary spending by 9 percent in 2020 while seeking \$750 billion for defense programs and \$8.6 billion for a border wall. Spending under Medicaid, Medicare, and other mandatory programs would also face significant reductions.

President Trump made similar requests last year for significant cuts to non-defense discretionary programs, which were largely reversed by Congress in the FY19 annual appropriations bills.

Additionally, the Trump administration has suggested eliminating programs within the executive branch, including the following programs under the corresponding cabinet agency:

- Department of Agriculture
 - McGovern-Dole International Food for Education
 - Rural Business and Cooperative Programs
 - Single Family Housing Direct Loans
- Department of Commerce
 - Economic Development Administration
 - NOAA Grants and Education
- Department of Education
 - 21st Century Community Learning Centers
 - Federal Supplemental Educational Opportunity Grants
 - Student Support and Academic Enrichment Grants
 - Supporting Effective Instruction State Grants

Innovative Federal Strategies LLC

- Environmental Protection Agency
 - Energy Star and Voluntary Climate Programs
- Department of Health and Human Services
 - Community Services Block Grants
 - Low Income Home Energy Assistance Program
- Department of Homeland Security
 - Transportation Security Administration Law Enforcement Grants
- Department of Housing and Urban Development
 - Community Development Block Grant
 - HOME Investment Partnerships Program
 - Rental Assistance Programs (major discretionary reductions)
- Department of Interior
 - Heritage Partnership Program
 - Indian Guaranteed Loan Program
- Department of Justice
 - State Criminal Alien Assistance Program
 - COPS Hiring Program (major discretionary reductions)
- Department of Labor
 - OSHA Training Grants
 - Job Corps (major discretionary reductions)
- Other Independent Agencies
 - Corporation for Public Broadcasting
 - Institute for Museum and Library Science Grants

Senate Democratic Leader Chuck Schumer (D-NY) called on Senate Republicans to put the President's budget request up for a vote in the Senate. If a budget resolution has not been agreed to by May, Democrats could force a vote on a budget resolution based on the budget request, just as Republicans forced Senate Democrats to vote on President Obama's request when they were in the minority.

The Trump White House also included some infrastructure proposals in its FY20 budget request to Congress, including \$1 trillion in infrastructure and makes several targeted investments in competitive programs within the Department of Transportation and U.S. Army Corps of Engineers that address critical infrastructure needs.

The budget request includes:

- \$2 billion for the Infrastructure for Rebuilding America (INFRA) grant program. The INFRA program makes awards to large projects that relieve congestion and mitigate bottlenecks on the Nation's strategic freight networks, including interstates, freight rail, and ports. INFRA has been successful in leveraging Federal dollars to spur additional investment by our state and local partners. This level is a \$1 billion increase from the FAST Act-authorized level.
- \$1 billion for the Better Utilizing Investment to Leverage Development (BUILD) grant program. BUILD grants awards to important surface transportation projects in urban and rural communities across the country.

Innovative Federal Strategies LLC

- \$300 million for a competitive highway bridge program. This program will incentivize states to rehabilitate or replace rural bridges that are in poor condition using contract bundling, a more efficient way to deliver projects.
- \$300 million for two innovative approaches to fund water infrastructure investments. This funding will facilitate more local control over authorized Army Corps of Engineers projects and promote novel financing partnerships with non-Federal partners.

The head of the Army Corps of Engineers hinted at some hesitancy in regard to the Trump administration plan to cut his agency's funding for the coming fiscal year by nearly one-third.

Bureau of Reclamation Budget Review

President Donald Trump proposed a \$1.1 billion FY 2020 budget for the Department of the Interior's Bureau of Reclamation. The budget supports the Administration's and Interior's goals of ensuring reliable and environmentally responsible delivery of water and power for farms, communities and industry, while providing Reclamation with tools to confront the widening imbalances between supply and demand throughout the West.

"This budget reaffirms the Administration's commitment to water and power reliability," said Commissioner Brenda Burman. "A significant portion of this request is dedicated to improving existing infrastructure, including dams and reservoirs, and alleviating the impact of current and future droughts, so the West can continue to be the engine that drives our nation's economy for years to come."

Reclamation's FY 2020 budget of \$1.110 billion consists of \$962.0 million for Water and Related Resources, \$60.0 million for Policy and Administration, \$33.0 million for the California Bay Delta account and \$54.8 million for the Central Valley Project Restoration Fund.

The proposed budget includes \$114.1 million in appropriations for various projects for Extraordinary Maintenance (XM) activities across Reclamation. Reclamation's XM budget is part of its overall asset management strategy to improve the management of its assets and deal with aging infrastructure challenges. Significant additional XM items are directly funded by revenues, water and power customers, or other federal agencies (e.g., Bonneville Power Administration).

Reclamation provides services through many of its projects and programs to fulfill its trust responsibilities to Tribes. The FY 2020 budget request includes a total of \$132.9 million for Indian water rights settlements.

The FY 2020 budget will continue to support water delivery and quality concerns along the Colorado River. The long-term impacts from droughts, such as those in the Colorado River Basin, can't be solved by a single wet year. Even in states such as California, where hydrologic patterns have recently been beneficial, the hydrologic system is ill equipped to address long term needs. The FY 2020 budget, through programs such as the Lower Colorado River Operations Program (\$31.3 million) and the Central Valley Project (\$144.3 million), will continue efforts in

Innovative Federal Strategies LLC

both areas to find a long-term, comprehensive solution to water supply and quality issues in Colorado and California.

Other highlights of Reclamation's FY 2020 budget proposal include:

- \$92.8 million for the Dam Safety Program, to effectively manage risks to the downstream public, property, project and natural resources and provides for risk management activities at Reclamation's high and significant hazard dams.
- \$54.8 million for the Central Valley Project Restoration Fund, to protect, restore, and enhance fish, wildlife, and associated habitats and address impacts of the Central Valley Project (CVP). Offset by discretionary receipts to be collected from project beneficiaries.
- \$2.6 million for the Desalination and Water Purification Research Program, to support new and continued projects in three funding areas -- laboratory scale research studies, pilot-scale testing projects and full-scale testing projects.
- \$11.0 million for the Science and Technology Program to support continued science and technology projects, water and power technology prize competitions, technology transfer and dissemination/outreach activities that address critical water and power management issues.
- \$36.4 million for the Site Security Program, which includes physical security upgrades at key facilities, guards and patrols, anti-terrorism program activities and security risk assessments.
- \$19.9 for the WaterSMART Program to support Reclamation's collaboration with non-federal partners in efforts to address emerging water demands and water shortage issues in the West as well as promote water conservation and improved water management.

The Budget expands the Corps' current use of section 1043 of the Water Resources Reform and Development Act of 2014, as amended, by including \$150 million for an innovative program under which the Corps would transfer appropriated funds to non-Federal sponsors that decide to construct a project on their own. Non-Federal implementation of projects, where appropriate, would accelerate the construction of more infrastructure projects and create efficiencies in their delivery.

Senate Budget Committee Releases Budget Resolution

On Friday, March 22, Senate Budget Committee Chairman Mike Enzi (R-WY) unveiled his draft fiscal year 2020 budget resolution that leads to a proposed net decrease in both defense and nondefense spending, which differs from President Donald Trump's proposed budget request to Congress that kept spending caps in place, but turbo-charging defense spending in the Overseas Contingency Operation (OCO) fund. The OCO fund is not subject to the discretionary spending caps set out in the Budget Control Act of 2011.

The Senate's proposal, which will be marked up in committee during the week of March 25, stuck to the drastic cuts mandated by law, putting defense spending at \$576 billion and nondefense spending at \$542 billion, which together amount to a \$126 billion drop from current spending caps.

Innovative Federal Strategies LLC

The resolution would also instruct congressional authorizing committees to find \$94 billion in cuts to mandatory spending programs.

The Senate's budget resolution is the latest salvo in the debate over 2020 spending, putting eyes on the Democrat-controlled House for its proposal. House Democrats maintain that increasing the spending caps is the top priority.

In the House, the Democratic leadership has not yet decided if or when they will take up a budget resolution. With a divide among the Democratic caucus regarding ambitious proposals like Medicare for all and the “Green New Deal”—both of which would require significant increases to federal spending.

If the House decides to forgo the production of a budget resolution, Democrats may instead put out a deeming resolution that would set the spending levels that House appropriators would use to markup the FY20 appropriations bills.

As the fiscal year 2020 budget and appropriations processes get underway in the House and Senate, lawmakers from both parties agree that some type of spending agreement needs to be reached to set topline spending numbers before the House and Senate Appropriations Committees get too far in marking up the annual spending bills.

House Democrats Plan Veto Override Vote

Just as President Donald Trump was announcing his veto of a resolution terminating the national emergency he declared at the southern border, House Speaker Nancy Pelosi (D-CA) announced that the House would attempt to override that veto as lawmakers return from a week-long district work period.

The House held a veto override vote on Tuesday, March 26, but the measure failed to garner the necessary two-thirds majority given that only 13 House Republicans joined with Democrats in support of a resolution last month when it was originally on the House floor.

Even though 12 Senate Republicans joined the Democrats to send the measure to the President's desk, eight more would have to follow suit in the Senate to override the veto.

Democrats are also eyeing other strategies for preventing the President from expanding the wall with funds Congress previously allotted for other purposes, including military construction projects. One such avenue is simply to bring repeated votes on Rep. Joaquin Castro (D-TX) disapproval resolution — a plan suggested by Senate Minority Leader Chuck Schumer (D-NY). Democrats are also considering efforts to attach the language as an amendment to larger bills, including 2020 spending measures and reauthorization of defense funding — legislation that's “a natural fit” for the disapproval resolution.

Minority Leader Schumer signaled that Senate Democrats would force additional votes on resolutions of disapproval, as allowed under the National Emergencies Act, to prolong an issue that divides Republicans.

Innovative Federal Strategies LLC

Trump Signs Conservation, Public Lands Bill into Law

President Donald Trump signed a bill on March 12 permanently reauthorizing the Land and Water Conservation Fund and designating several million acres of new public lands and waters.

The measure, S. 47, cleared Congress in February and includes language to extend the \$900-million-a-year Land and Water Conservation Fund, which is largely financed from receipts from oil and gas drilling along the Outer Continental Shelf. In signing the law, Trump issued a signing statement suggesting two relatively modest provisions raised some constitutional concerns.

Congress failed to reauthorize the Land and Water Conservation Fund before its September 30, 2018, deadline—a lapse that has prevented local communities from accessing funds for future community parks and biking and hiking trails.

The public lands portion of the bill includes land exchanges in various states, additions to wilderness areas, and boundary revisions or additions to the Death Valley National Park, Mojave National Preserve, and Joshua Tree National Park.

The measure also is meant to improve access for fishing, hunting, and other outdoor recreation on certain public lands.

As Muller Report is Released, House Democrats Say Probes Will Continue

On Friday, March 22, Special Counsel Robert Muller delivered his much-anticipated report from the Russian election interference investigation to Attorney General William Barr. The completion of the report marks the end of the nearly two-year investigation that saw incitements, guilty pleas, and convictions of several Trump associates on issues unrelated to the central focus of alleged collusion between the Trump campaign and officials tied to the Russian government.

Attorney General Barr notified leaders of the House and Senate Judiciary Committees that Robert Muller had delivered his report, noting that he would likely be prepared to deliver a summary of the principal conclusions of the report later; Barr followed up with those conclusions on Saturday, March 23.

In his letter over the weekend to Judiciary Committee leaders, Barr noted that the Special Counsel had obtained a number of indictments and convictions of individuals and entities in connection with his investigation, which have all been made public. Barr also noted that the Special Counsel referred several matters to other offices for further action. Barr goes on to note that the report does not recommend any further indictments, nor are there any sealed indictments that have yet to be made public.

Barr said the Muller report was broken down into two parts, one dealing with Russian interference in the 2016 investigation and possible obstruction of justice by President Trump based on his actions and comments after investigations began.

Innovative Federal Strategies LLC

With regard to the Russian interference and collusion investigation, Barr told Congress that the Special Counsel did not find that the Trump campaign, or anyone associated with it, conspired or coordinated with the Russian government in these efforts, despite multiple offers from Russian-affiliated individuals to assist the Trump campaign.

In looking at obstruction of justice charges, Barr said that the Muller made a “thorough factual investigation” into those matters but chose not to make a traditional prosecutorial judgement but rather set out evidence on both sides of the question and left unresolved what Muller viewed as “difficult issues” of law and fact concerning whether the President’s actions and intent were in fact obstruction.

Barr noted that absence of any legal conclusions leaves it to the Attorney General to determine if the President’s conduct constituted a crime. Barr told Congress that he and Deputy Attorney General Rod Rosenstein have concluded that the evidence gathered by Muller’s team is not sufficient to establish an obstruction of justice offense. Barr noted that their conclusions was made “without regard to, and is not based on, the constitutional considerations that surround the indictment and criminal prosecution of a sitting president.” In his letter, Barr specifically noted that since Muller did not establish that the President was involved in the underlying Russian election interference investigation, it would be difficult to show Trump had intent to interfere with the investigation.

While the White House touts the outcome of the Muller report, Congressional Democrats say they plan to continue their own investigations of the White House.

“We’re going to move forward with our investigations of obstruction of justice, abuses of power, corruption, to defend the rule of law, which is our job,” House Judiciary Chairman Jerrold Nadler (D-NY) said at a news conference in New York. “It’s a broader mandate than the special prosecutor had.”

The strategy poses risks for the Democrats, particularly if voters prove tired of talk of investigating the President now that Mueller has completed his work. In addition, the probes could overshadow their agenda, particularly on issues like health care that helped the party take back the House in 2018.

Within an hour of Attorney General William Barr delivering a summary of Mueller’s report to Congress, Nadler said his panel will call the attorney general to testify about “very concerning discrepancies and decisions at the department” in its interpretation of Mueller’s findings, particularly the decision not to pursue an obstruction of justice prosecution.

Investigations in the Democratic-controlled House stretch across six committees, including Nadler’s Judiciary panel along with the Intelligence, Financial Services and Oversight Committees. The topics for investigation include alleged public corruption, presidential abuses of power, banking relationships, tax returns and efforts to quash embarrassing stories about the President in coordination with the National Enquirer.

Innovative Federal Strategies LLC

Green New Deal Voted Down in Senate

Earlier this month, Senate Majority Leader Mitch McConnell (R-KY), outlined and introduced the “Green New Deal,” which is based off nonbinding resolutions (H. Res. 109 and S. Res. 59) introduced by Rep. Alexandria Ocasio-Cortez (D-NY) and Sen. Ed Markey (D-MA).

The text of the measure credits federal efforts during World War II and the New Deal with creating “the greatest middle class that the United States has ever seen,” but says that many communities were excluded from those benefits.

Despite introducing the measure that the Senate voted on after returning from a week-long recess, Leader McConnell opposed the resolution, but planned to use the vote as a litmus test for Senate Democrats—many who are running to be President of the United States.

The resolution would establish as policy that the U.S. has a duty to meet five core goals:

- Achieve net-zero greenhouse gas emissions through a transition fair to all.
- Create millions of good, high-wage jobs and ensure economic security for all.
- Invest in sustainable industry and infrastructure.
- Secure clean air and water, climate resiliency, healthy food, access to nature, and a sustainable environment for future generations.
- Promote justice and equity by ending and undoing the effects of discrimination against marginalized groups, including indigenous peoples, communities of color, deindustrialized and depopulated communities, the poor, women, the elderly and the young, persons experiencing homelessness, and those with disabilities.

The measure would lay out several policies to achieve the goals, including by meeting all U.S. demand for electricity with “clean, renewable, and zero-emission” sources. Other policies include:

- Investments to build resiliency against climate change.
- Rebuilding infrastructure to eliminate pollution and guarantee access to clean water.
- Upgrading the energy and water efficiency of every building in the country and promoting distributed and “smart” power grids.
- Collaborating with farmers and ranchers to decarbonize the agricultural sector. Overhauling the transportation sector through investments in public transit, high-speed rail, and zero-emission infrastructure and manufacturing.
- Enforcing labor and environmental protections in trade rules, procurement standards, and border adjustments to keep jobs in the U.S.
- Removing greenhouse gases already in the atmosphere through “proven low-tech solutions” such as land preservation and creating new forests on treeless land.
- Promoting international adoption of similar policies through exchange of technology, expertise, and funding.

The resolution would also call for providing everyone in the U.S. with health care, housing, and economic security. It includes provisions to support the creation of a jobs guarantee with “family-sustaining” wages and benefits, strengthened collective bargaining rights, and increased protections against “unfair competition and domination by domestic or international monopolies.”

Innovative Federal Strategies LLC

Leader McConnell introduced the joint resolution using procedures to bypass committee consideration and force a vote to put Green New Deal supporters on the record. Senate Democrats have opposed the move, and Sen. Chris Murphy (D-CT) called on Democrats to vote “present”.

After the measure failed to pass the Senate, with Democrats voting “present” rather than in favor of the legislation, Minority Leader Schumer signaled that Senate Democrats would launch a new panel on climate while targeting tax and infrastructure bills for new environmental protections, while Speaker Nancy Pelosi is backing a bill to more strongly enforce emissions standards of the Paris Agreement.

Flood Insurance Extension with Debt Relief Offered by Democrats

The National Flood Insurance Program’s \$20.5 billion of debt would be canceled under a new package from House Democrats. The proposal, offered by Financial Services Chairwoman Maxine Waters (D-CA), would also reauthorize the flood insurance program through fiscal year 2024.

The proposal represents the Democrats’ opening bid to address the future of the program, which insures about 5 million properties across the United States. Absent a long-term authorization, the program has been kept alive with temporary extensions while lawmakers struggle to find a long-term deal.

The current authorization expires on May 31, giving lawmakers just over two months to avoid a lapse in the program’s key authorities ahead of the 2019 hurricane season.

Without an extension, the Federal Emergency Management Agency (FEMA) will not be able to issue new policies after May 31, and its borrowing authority will be reduced to \$1 billion from \$30.4 billion. Lawmakers have passed 10 short-term extensions of the program since the last major reauthorization (Public Law 112-141) expired at the end of fiscal 2017.

The measure from Waters would also authorize any necessary funding through fiscal 2028 for FEMA grants to help states launch revolving loan funds to reduce flood risks and damages.

The program would be modeled after the Environmental Protection Agency’s Drinking Water State Revolving Loan Fund. The proposal is similar to legislation (H.R. 1610) introduced by Reps. Charlie Crist (D-FL) and Roger Williams (R-TX).

Loans could be issued to homeowners, businesses, nonprofit groups, and local governments. Eligible projects would include structural elevation, flood-proofing, and relocating buildings outside of high-risk flood zones.

Funds couldn’t be used for certain high-value properties or high-income homeowners, or to acquire property from an unwilling seller.

Innovative Federal Strategies LLC

States would have to match 10 percent of FEMA's contribution. They could forgive loans issued to low-income homeowners, as long as the subsidies don't exceed 30 percent of FEMA's grant. Another proposal would authorize \$200 million annually for five years for FEMA's Pre-disaster Mitigation Grant Program.

It would also authorize the following annual amounts:

- \$20 million through fiscal 2024 for FEMA to provide technical and financial assistance to states, tribes, and communities.
- \$7 million over five years for FEMA grants to states and communities to expand the use of flood mitigation practices beyond the minimum requirements.

Many policyholders are required to purchase a separate policy for expenses to comply with heightened building code and floodplain standards. The measure would double the maximum "Increased Cost of Compliance" coverage to \$60,000. Funds could be used for additional types of mitigation and acquiring other property.

FEMA would have to offer a reduced premium rate for mitigation methods that could be deployed in dense urban neighborhoods.

A third proposal would authorize \$400 million a year through fiscal 2023 for FEMA's flood mapping program.

Maps would have to incorporate remote sensing and other geospatial technology. FEMA would have to establish a digital display for flood maps that could include detailed information on individual properties.

It would also have to develop a process using updated topographic data to remove low-risk structures in bulk from high-risk designations on flood maps. Property owners and communities can ask FEMA to correct an inaccurate flood map, based on the actual elevation of a property or changes to natural features in the area. The proposal would allow them to file appeals, including with an independent scientific resolution panel that would make a nonbinding recommendation. If a property is removed from a high-risk map area, policyholders could cancel their policies and FEMA would provide a prorated refund.

California Lawmakers Take on Federal Privacy Law

Congress should not weaken California's new privacy law in any federal bill, Senator Dianne Feinstein (D-CA) said at a hearing this month.

Sen. Feinstein joined other members of the state's congressional delegation, including House Speaker Nancy Pelosi (D-CA), who have said they would oppose a federal privacy bill that pre-empts the California Consumer Privacy Act. The Californians' stance increases the odds that lawmakers will not end up sending a broad data privacy bill to President Donald Trump's desk this year.

Innovative Federal Strategies LLC

“I will not support any federal privacy bill that weakens the California standard,” Sen. Feinstein said at the start of the hearing.

The California law, and the European Union’s General Data Protection Regulation that took effect last year, led to the private sector pushing Congress to enact a new law pre-empting states. Privacy advocates and their congressional allies want a tough new federal law that would also give the Federal Trade Commission more tools to regulate privacy.

California’s privacy law serving as a legislative floor is a goal that the bipartisan Commerce Committee group shares, Senator Blumenthal (D-CT) said, adding that he hopes the Senate Commerce bill will come out in the “near future.”

Privacy advocates and some lawmakers argue that federal legislation should set minimum regulatory standards on which states can build.

Some companies have said that a patchwork of state privacy laws is untenable and snuffs out technological innovation. Lawmakers, for their part, are seeing corporate pressure to create a national privacy standard.

Senator Marco Rubio (R-FL) introduced a privacy bill (S. 142) in January that would override more restrictive state laws. The bill has support from a Washington-based technology trade group that counts Alphabet Inc.’s Google, Facebook Inc. and eBay Inc. as members.

Lowey Announces No Congressionally Directed Spending for FY20

Currently there is not enough bipartisan, bicameral support to reinstate the use of earmarks in fiscal 2020, House Appropriations Chairwoman Nita Lowey (D-NY) said in a letter to her colleagues early this month.

Appropriators in both parties, among other lawmakers, had previously raised the possibility of a return to earmarks, arguing they should use more of their power under Article 1 of the Constitution to direct federal spending.

In her Dear Colleague letter, Chairwoman Lowey noted that over the coming months, Democrats in the House and Senate must discuss the issue of earmarks in their respective caucuses and conferences to determine member preferences, solicit ideas to ensure taxpayer dollars are spent wisely, and when applicable, change rules to permit members to request earmarks.

With House Appropriations Subcommittee markups potentially beginning as early as the first week of May, little time was available for the Committee to setup the necessary processes and procedures to appropriately vet earmarks before the fiscal year 2020 appropriations process formally begins.

Innovative Federal Strategies LLC

Administration Staffing Shuffles

On February 28, 2019, the U.S. Senate confirmed Andrew Wheeler as the fifteenth Administrator of the Environmental Protection Agency. President Donald Trump had announced his appointment as the Acting EPA Administrator on July 5, 2018. Mr. Wheeler had previously been confirmed by the U.S. Senate as the EPA Deputy Administrator on April 12, 2018. A former EPA bureaucrat who also served as an influential Capitol Hill staffer and an energy lobbyist, Wheeler had been acting administrator of the agency since July when he replaced Scott Pruitt.

Shortly after taking over in July, Wheeler's EPA moved ahead with a plan to do away with the Obama-era Clean Power Plan and replace it with a proposed rule to set state guidelines for power-plant emissions of greenhouse gases that contribute to a warming planet. His agency finalized revisions to a 2015 Obama-era rule regulating the disposal of coal ash that gives states and utilities what he called "much needed flexibility" to manage their waste.

He also recommended freezing miles-per-gallon standards for cars and light trucks after the 2020 model year and preventing California and other states from setting tougher standards, saying it will improve safety and keep prices lower for consumers.

Given these and other policy decisions Wheeler's EPA had executed, he faced strong objections from Senate Democrats. Sen. John Barrasso (R-WY) Chairman of the Senate Environment Committee, called Wheeler "uniquely qualified" to lead EPA, the Senate confirmed Wheeler by a vote of 52-47.

Following the conclusion of the government shutdown the White House tapped Acting Interior Secretary David Bernhardt's him to become new Interior Secretary, replacing former Sec. Ryan Zinke who stepped down last year.

Top Democratic appropriators say Acting Interior Secretary David Bernhardt's decision to fund national parks during the government shutdown without consulting Congress may intensify questioning during hearings on his confirmation and the department's 2020 budget. Chair of the House Appropriations Committee's Interior, Environment and Related Agencies Subcommittee Rep. Betty McCollum (D-MN), said "Congress holds the power of the purse, and our subcommittee has every intention of fulfilling our Constitutional authority and responsibility."

During the 35-day government shutdown, Chairwoman McCollum and Sen. Tom Udall (D-N.M.), Ranking Member on the Senate Subcommittee on Department of the Interior, Environment which oversees the Department's budget, said they were not consulted before Bernhardt announced in early January that the National Park Service would dip into entrance fees from visitors to pay certain employees to keep facilities open.

Bernhardt was confirmed as deputy Interior secretary, the No. 2 role, in a 56-39 vote in July 2017. The Interior Department is in charge of public lands and minerals (including oil and gas drilling), national parks, endangered species conservation, wildlife refuges and other parts of the government.

Bill Number (linked to the legislation on Congress.gov)	Sponsor/ Cosponsor	Title and/or Summary	Summary/Status	Latest Action
H.R. 1764	Rep. John Garamendi (D-CA)	Bill to amend the Federal Water Pollution Act	The legislation would amend the Federal Water Pollution Control Act with respect to permitting terms, and for other purposes.	Introduced on March 15 and then referred to the Subcommittee on Water Resources and Environment.
H.R. 1508	Rep. Blumenauer	Move America Act of 2019	The measure would amend the Internal Revenue Code of 1986 to provide for Move America bonds and Move America credits.	Introduced on March 5 and was referred to the House Committee on Ways and Means.
H.R. ____ / S. ____	Rep. Marcy Kaptur (D-OH) / Sen. Lamar Alexander (R-TN)	Energy and Water Development Appropriations Act, 2020	The House and Senate will soon begin writing their FY20 Energy and Water Appropriations bill, which includes funding for the Department of Energy, Bureau of Reclamation (Interior), Army Corps of Engineers, and other federal agencies.	Member offices are still receiving and submitting appropriations requests to the House and Senate Appropriations Committees. The House could markup the FY20 bills during April or May, with the Senate likely following suit several weeks later. Consideration of the legislation on the House and Senate floors likely will not occur until later this summer.

<p>H.R. ____ / S. ____</p>	<p>Rep. Betty McCollum (D-MN) / Sen. Lisa Murkowski (R-AK)</p>	<p>Interior, Environment, and Related Agencies Appropriations Act, 2020</p>	<p>The House and Senate will soon begin writing their FY20 Interior and Environment Appropriations bill, which includes funding for the Department of the Interior (except the Bureau of Reclamation), Bureau of Land Management, Land and Water Conservation Fund, National Park Service, U.S. Fish and Wildlife Service, and the U.S. Forest Service.</p>	<p>Member offices are still receiving and submitting appropriations requests to the House and Senate Appropriations Committees. The House could markup the FY20 bills during April or May, with the Senate likely following suit several weeks later. Consideration of the legislation on the House and Senate floors likely will not occur until later this summer.</p>
<p>H.R. 1744</p>	<p>Rep. Mark Takano (D-CA)</p>	<p>Energy Storage Systems by Electric Utilities</p>	<p>The bill would provide for the consideration of energy storage systems by electric utilities as part of a supply side resource process, and for other purposes.</p>	<p>The bill was introduced on March 13 and was referred to the Committee on Energy and Commerce, and in addition to the Committee on Science, Space, and Technology.</p>

H.J.Res.31	Rep. Lucille Roybal-Allard (D-CA)	Consolidated Appropriations Act, 2019 (Conference Reports for the Agriculture, Commerce-Justice-Science, Financial Services-General Government, Interior-Environment, State-Foreign Operations, and Transportation-HUD Appropriations bills)	The House and Senate came to an agreement on a Conference Report for the 7 remaining FY19 appropriations bills after holding an official conference on the FY19 Homeland Security Appropriations bill. The Homeland Security section contained approximately \$1.3 billion for border fencing in the Rio Grande Valley of Texas and slight reduction in funding for ICE detention beds. The other 6 appropriations bills contained conference reports similar to those that had been previously released.	The bill was introduced on January 22nd and was passed by both the Senate and the House before being signed into law on February 15th. This bill's enactment finalized full year funding for all federal agencies for fiscal year 2019 through September 30, 2019.
S.47	Sen. Lisa Murkowski (R-AK)	Natural Resources Management Act (renamed the John D. Dingell, Jr. Conservation, Management, and Recreation Act)	This bill sets forth provisions regarding various programs, projects, activities, and studies for the management and conservation of natural resources on federal lands. Specifically, the bill addresses: Land conveyances, exchanges, acquisitions, withdrawals, and transfers; the Santa Ana River Wash Plan Land Exchange Act; national parks, monuments, memorials, wilderness areas, other conservation and recreation areas; and federal reclamation projects. For California, the legislation included the Santa Ana River Wash Plan Land Exchange Act and the California Desert Protection and Recreation Act of 2019, which was a compromise between individual bills introduced by Senator Dianne Feinstein and Congressman Paul Cook in previous Congresses.	Introduced in the Senate on January 8th. The legislation passed the Senate by a vote 92 - 8 on February 12th. The measure was then taken up by the House and passed by a vote of 363-62. The bill was signed into law by President Trump on March 12, 2019.

S.67/ H.R. 376	Sen. Dianne Feinstein (D-CA)/ Rep. Paul Cook (R-CA-08)	California Desert Protection and Recreation Act of 2019	This bill would provide for conservation, enhanced recreation opportunities, and development of renewable energy in the California Desert Conservation Area.	Introduced in the Senate on January 9th. Included as a provision in S.47, the National Resources Management Act, which has been signed by President Trump, therefore the stand alone bill will not move.
H.R. 268	Rep. Nita Lowey (D- NY)	Supplemental Appropriations Act, 2019	This bill provides \$12.1 billion in FY2019 supplemental appropriations to several federal departments and agencies for expenses related to the consequences of recent wildfires, hurricanes, volcanos, earthquakes, typhoons, and other natural disasters. The funding provided by this bill is designated as emergency spending, which is exempt from discretionary spending limits and other budget enforcement rules.	Passed the House on January 16th. The Senate has officially moved to proceed to the legislation, and Senate Majority Leader Mitch McConnell has filed for cloture on a substitute amendment. The legislation could pass the Senate and be conferenced with the House as soon as the week of March 25th or April 1.

S.572	Sen. David Perdue (R-GA)	Additional Supplemental Appropriations for Disaster Relief, 2019	<p>This bill provides \$13.6 billion in FY2019 supplemental appropriations to several federal departments and agencies for expenses related to the consequences of recent wildfires, hurricanes, volcanos, earthquakes, typhoons, and other natural disasters.</p> <p>The funding provided by this bill is designated as emergency spending, which is exempt from discretionary spending limits and other budget enforcement rules.</p> <p>This bill was crafted as a compromise between the Senate and the White House to resolve issues related to disaster aid to Puerto Rico.</p>	<p>Introduced in the Senate on February 26. This was expected to be the supplemental appropriations package that moved in the House and Senate, but a subsequent amendment was released to H.R.268 that will now likely move in the Senate.</p> <p>No further activity is expected on this bill.</p>
S. 146	Sen. John Hoeven (R-ND)	Move America Act of 2019	<p>A bill to amend the Internal Revenue Code of 1986 to provide for Move America bonds and Move America credits- which provide tools to finance additional transportation, water, and information infrastructure capital investments, through an approach that provides assistance for financing of infrastructure to all States, rural and urban.</p>	<p>Introduced in the Senate on January 16th</p>
H.R.1162	Rep. Grace Napolitano (D-CA)	Water Recycling Investment and Improvement Act	<p>This legislation would create a competitive grant program for the funding of water recycling and reuse projects by raising the authorization cap for the Title XVI program from \$50 million to \$500 million. The legislation would also raise the authorization cap from \$20 million to \$30 million for the Reclamation Wastewater and Groundwater Study and Facilities Act.</p>	<p>Introduced in the House on February 13. Has been referred to the Water, Oceans, and Wildlife Subcommittee of the House Natural Resources Committee on 3/4/2019.</p>

S. 40	Sen. John Barrasso (R-WY)	Bureau of Reclamation Transparency Act	The bill would require the Secretary of the Interior to submit to Congress a report on the efforts of the Bureau of Reclamation to manage its infrastructure assets, which would include facilities, buildings, structures, project features, power production equipment, recreation facilities, or quarters.	<p>Introduced in the Senate on January 8th.</p> <p>Included as a provision in S.47, the National Resources Management Act, which has been signed by President Trump; therefore, the stand alone bill will not move.</p>
S. 308/ H.R. 1067	Sen. Dianne Feinstein (D-CA)/ Pete Aguilar (C-CA-31)	Santa Ana Wash Plan Land Exchange Act	The bill would direct the Secretary of the Interior to convey certain Federal lands in San Bernardino County, California, to the San Bernardino Valley Water Conservation District, and to accept in return certain non-Federal lands, and for other purposes.	<p>Introduced in the Senate on January 31st and was referred to the Committee on Energy and Natural Resources.</p> <p>Introduced in the House on February 7th and was referred to the House Committee on Natural Resources.</p> <p>Included as a provision in S.47, the National Resources Management Act, which has been signed by President Trump, therefore the stand alone bill will not move.</p>

H.R.579	Rep. Scott Tipton (R-CO-3)	Water Rights Protection Act of 2019	This bill would prohibit the conditioning of any permit, lease, or other use agreement on the transfer of any water right to the United States by the Secretaries of the Interior and Agriculture, and for other purposes.	Introduced in the House on January 15th. Referred to the Conservation and Forestry Subcommittee of the Agriculture Committee on 2/7 and to the Water, Oceans, and Wildlife Subcommittee of the House Natural Resources Committee on 2/4.
H. R. 855	Rep. Scott Peters (D-CA-52)	STRONG (Strengthening the Resiliency of our Nation on the Ground Act) Act	The bill would work to minimize the economic and social costs resulting from losses of life, property, well-being, business activity, and economic growth associated with extreme weather events by ensuring that the United States is more resilient to the impacts of extreme weather events in the short- and long-term, and for other purpose	Introduced in the House and referred to the Subcommittee on Economic Development, Public Buildings, and Emergency Management on February 7th.
S. 361/H.R. 807	Sen. Cory Gardner (R-CO)/ Rep. Ken Buck (R-CO-04)	Water and Agriculture Tax Reform Act of 2019	The measure would work to amend the Internal Revenue Code of 1986 to facilitate water leasing and water transfers to promote conservation and efficiency.	Referred to the Committee on Finance (Senate) and Ways and Means Committee (House).
H.R. 420	Rep. Earl Blumenauer (D-OR)	Regulate Marijuana Like Alcohol Act	The bill would decriminalize marijuana and sets up legal framework to regulate marijuana.	Introduced in the House on January 8th.
S.420 /H.R. 1120	Sen. Ron Wyden (D-OR)/ Rep. Earl Blumenauer (D-OR-3)	Marijuana Revenue and Regulation Act	A bill to amend the Internal Revenue Code of 1986 to provide for the taxation and regulation of marijuana products, and for other purposes.	The bill was introduced in the Senate on February 14th and was referred to the Committee on Finance. Introduced in the House on February 14th and was referred to the Subcommittee on Conservation and Forestry.

**INFORMATION
ITEM**

4K



CALIFORNIA STRATEGIES, LLC

Date: March 29, 2019
To: Inland Empire Utilities Agency
From: John Withers, Jim Brulte
Re: March Activity Report

1. This month John Withers and Jim Brulte held the monthly meeting on March 4th with the senior staff of the agency to discuss various Agency activities.
2. Interim General Manager Kirby Brill
 - Updated on the IGM's work program during the transition period
 - Worked on a special project for the IGM related to the Chino Basin Project
 - Updated on the GM replacement process and progress to date
 - Reviewed and discussed the recent Board member external and committee assignments
3. Chino Basin Project
 - John Withers and Jim Brulte followed up on the strategic planning workshop with IEUA Senior Staff and consultants
 - Activities included developing an aspirational vision for the project as well as identifying associated project risks and potential mitigation measures. Focused on the legal, political, regulatory, financial and other associated risks with the project
 - John Withers participated a follow up meeting that included follow up items as well as messaging strategies for the member agencies
4. Chino Basin Program Bank
 - Four-year project
 - \$6.3 mil in budget (EIR and PDR) Unanimous vote to support by IEUA BOD
 - Benefits-Accelerates delivery of the projects
 - Need agreements from participating agencies
 - MET briefing
 - Check in with IEUA BOD
 - Pursuing federal funding (Title 16-Section 4007)

- Agreements in place by 2020
5. John Withers attended the Water Reuse Conference to meet with various stakeholders and gather information to better assist the IGM and senior staff.
 6. Follow up on the creation of a basic informational program for presentation to local grassroots leaders. The presentation is designed to inform local community and political leaders as to the benefits (short term and long term) to the community due to the actions of the IEUA leadership. Presentation is designed to simplify the technical details for a better understanding by community members and stakeholders.

**INFORMATION
ITEM**

4L



Date: April 17, 2019

To: The Honorable Board of Directors
Committee: Finance & Administration

From: Shivaji Deshmukh, General Manager

04/10/19

BTSP

Executive Contact: Christina Valencia, Executive Manager of Finance & Administration/AGM
Subject: Evaluation of Deferred Compensation Plans

Executive Summary:

A critical component of the Agency's retirement benefit plan offered to employees includes employer sponsored 457(b) and 401(a) deferred compensation plans. During the course of employment, employees may contribute to a plan or plans of their choice on a voluntary basis. Currently, the Agency engages three service providers to administer the three 457(b) and one 401(a) plans (Plans): California Public Employees' Retirement System (CalPERS), Lincoln Financial Group (Lincoln), and ICMA Retirement Corporation (ICMA-RC). These service providers offer plan participants a diversified investment portfolio, personal phone and online resources on investment advice, educational outreach on retirement planning, day-to-day processing, etc.

As the Plan Sponsor, the Agency has a fiduciary responsibility to exercise care and prudence in selecting and monitoring plan investments offered to employees as well as monitoring the service providers to ensure plan fees are reasonable. In the exercise of the Agency fiduciary responsibilities, staff is recommending issuing a request of proposal (RFP) for a retirement plan investment advisor to conduct a thorough assessment of the Agency Plans and assist the Agency in establishing a governance structure to more effectively monitor Plan activities and performance.

Staff's Recommendation:

This is an informational item for the Board of Directors.

Budget Impact *Budgeted (Y/N): Y* *Amendment (Y/N): Y* *Amount for Requested Approval:*

Account/Project Name:

Retirement plan investment advisory services for the initial assessment will be funded by the Professional Services budget in the Administrative Services fund from unrestricted reserves.

Fiscal Impact *(explain if not budgeted):*

None.

Prior Board Action:

None.

Environmental Determination:

Not Applicable

Business Goal:

The engagement of a retirement plan investment advisory supports the IEUA Business Goal of Fiscal Responsibility to monitor the performance of deferred contribution programs to ensure the operation and investment are solely for providing benefits to participants and beneficiaries.

Attachments:

Attachment 1 - Background

Background

Subject: Evaluation of Deferred Compensation Plans

A major component of the Agency's retirement benefit package provided to employees includes employer sponsored 457(b) and 401(a) deferred compensation plans (Plan or Plans). During their course of employment, and on a voluntary basis, employees may choose to contribute to a plan, or plans, on a tax-deferred basis. Prior to 2018, plan contributions were solely funded by the employees. As part of the negotiated Memorandum of Understanding (MOU) with the employee bargaining units, beginning July 1, 2018, the Agency provides \$25 per pay period to employees actively contributing to a 457 (b) Plan. As of March 2019, participation in Agency Plans was;

Table 1: Summary of Pension Retirement Plans (\$ millions)

Service Providers	Plan Type	Estimated Asset Value	No. of Active Participants	No. of Retirees and Beneficiaries
ICMA	401(a)	\$3.3	8	12
ICMA	457(b)	6.8	47	21
CalPERS	457(b)	5.7	95	42
Lincoln National	457(b)	11.4	68	61
Total		\$27.2	218*	136*

(*) 20 active employees and 9 retirees that participate in more than one plan

Under the California State Constitution, Article XVI Section 17, government entities that sponsor 457 (b) and 401(a) plans have fiduciary responsibilities to ensure the operation and investment of the public retirement plan is for the sole purpose of providing benefits to participants and beneficiaries. Deferred compensation plans are complex and subject to legal requirements. Since most plan sponsors do not have the expertise in house to appropriately execute these responsibilities, it is not uncommon to engage third party service providers and/or retirement plan investment advisor.

Currently, the Agency engages California Public Employees' Retirement System (CalPERS), Lincoln Financial Group (Lincoln), and ICMA Retirement Corporation (ICMA-RC) as service providers to administer the Plans. The service providers offer participants a diversified investment portfolio, personal and phone and online resources on investment advice, educational outreach on retirement planning, day-to-day processing including money in/out transfers, emergency withdrawals, ad hoc reporting and audit performance. As the plan sponsor, the Agency facilitates quarterly onsite meetings with the service providers to offer plan participants the opportunity to meet with representatives on their individual accounts.

Where a plan sponsor engages a third-party service providers to provide administrative or investments related services, as is the case for the Agency, it is still the plan sponsor's main fiduciary responsibility to exercise care and prudence in selecting and monitoring plan investments, monitoring the service providers performance and ensure plan fees are reasonable.

**INFORMATION
ITEM**

4M

Removal of Headquarters Boulders



Planned Activity



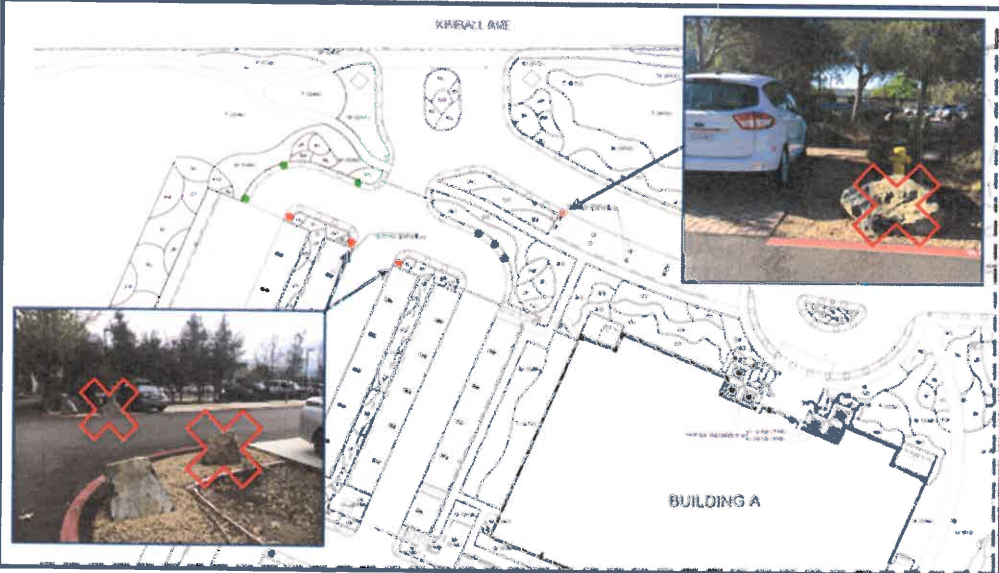
- 279 boulders located in HQ parking areas
- Originally installed during HQ construction in 2003

Planned Activity	Number of Boulders
Removal	20
Adjustment	18

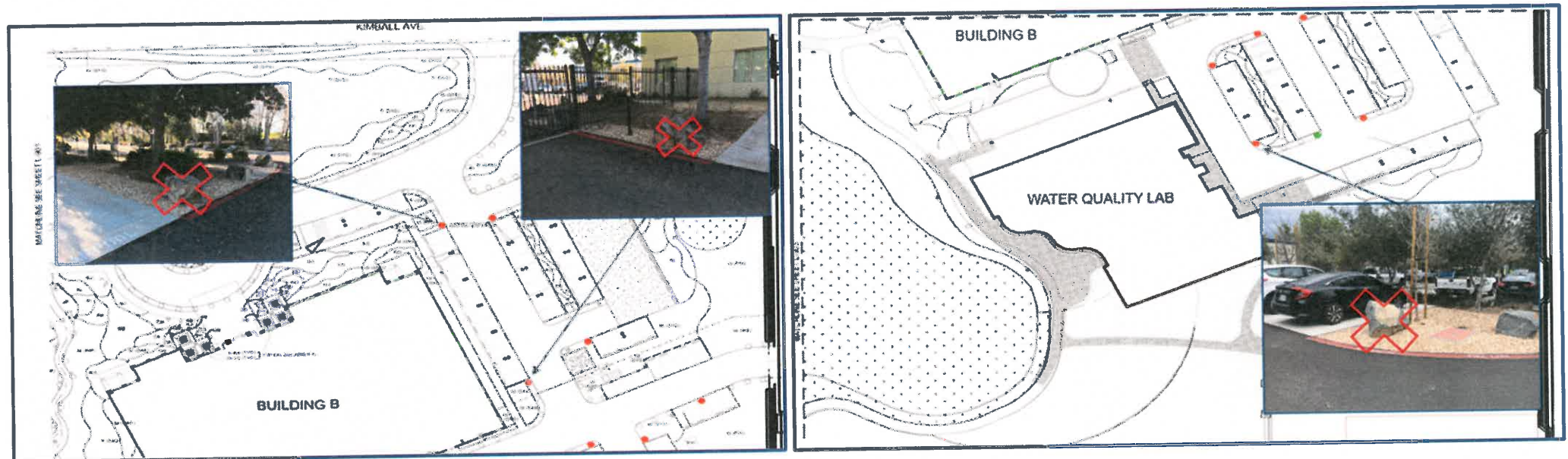
Boulder Removal Tool The Claw



Headquarters Parking Lot – HQ-A



Headquarters Parking Lot – HQ-B



Examples of Boulders Removed/Adjusted HQ-A and B Parking Lots



Questions



**INFORMATION
ITEM**

4N

3rd Quarter Planning & Environmental Resources Update



Mid-Year 18/19 Building Activity Summary

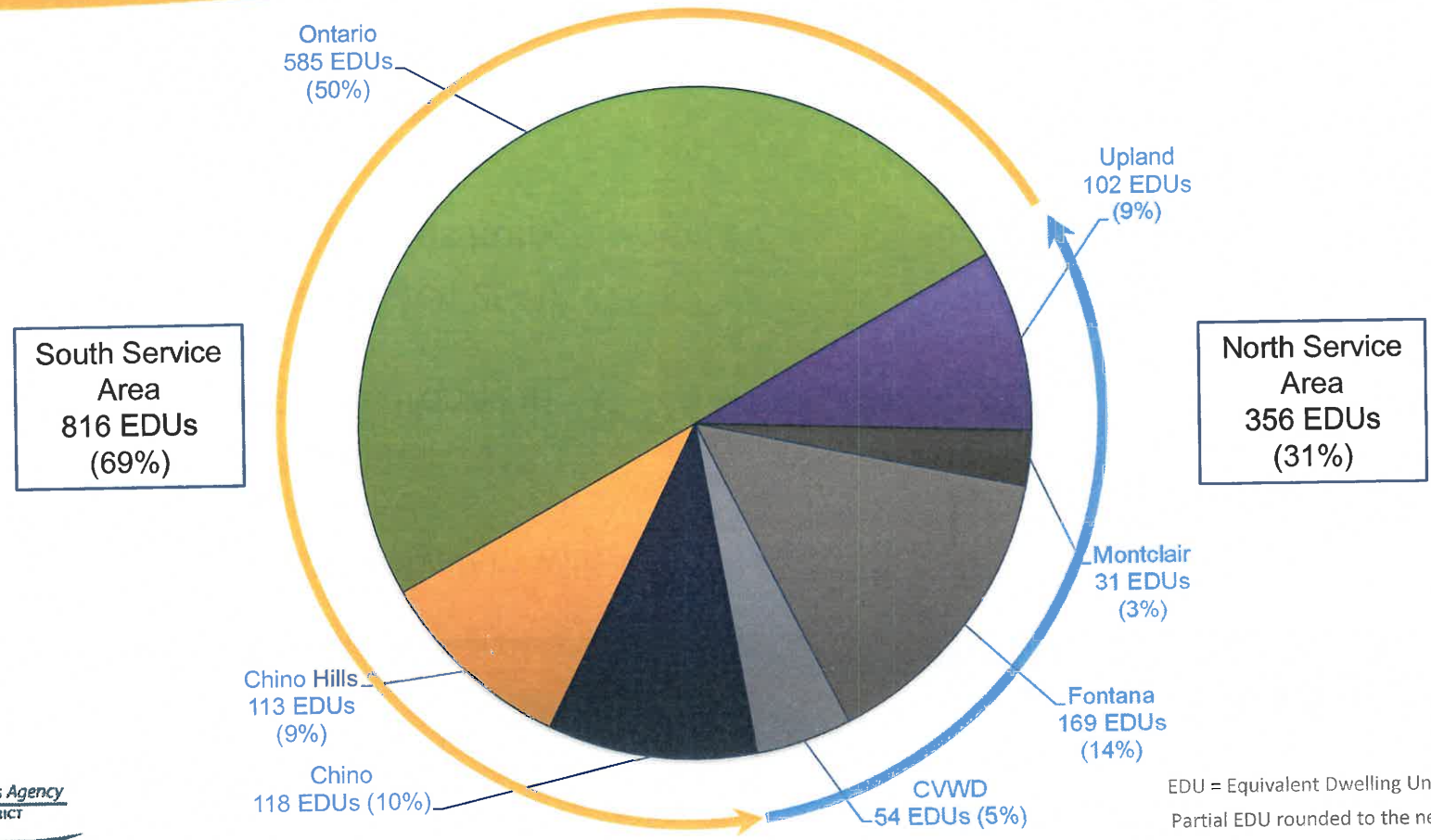
Equivalent Dwelling Unit (EDU)

- Contracting Agency Forecast: 6,149 EDUs
- IEUA Budgeted Forecast: 4,000 EDUs
- Building Activity (year to date):
 - 19% of Contracting Agency Forecast
 - 30% of IEUA Budgeted Forecast

Contracting Agency	Residential (EDUs)	Commercial/Industrial (EDUs)	Total (EDUs)
Chino	83	35	118
Chino Hills	59	54	113
CVWD	11	43	54
Fontana	119	50	169
Montclair	9	22	31
Ontario	524	61	585
Upland	94	8	102
Mid-Year Totals	899	273	1,172

Mid-Year 18/19 Building Activity Service Area

1,172 EDUs Resulted in \$7.7M in Funding



EDU = Equivalent Dwelling Unit
Partial EDU rounded to the nearest whole number

IERCF Roof Solar Addition Project

- Installation of 1.5 MW Solar PV System with 1.5 MW Battery Storage
- Construction completed December 2018
- SCE inspection completed, and Permit to Operate has been issued
- Commercial operation began March 2019
- Annual net guaranteed cost savings from the solar is \$65,625

Solar PV Prediction (MWh/ year)	Total Number Solar Panels
2,497	3,744



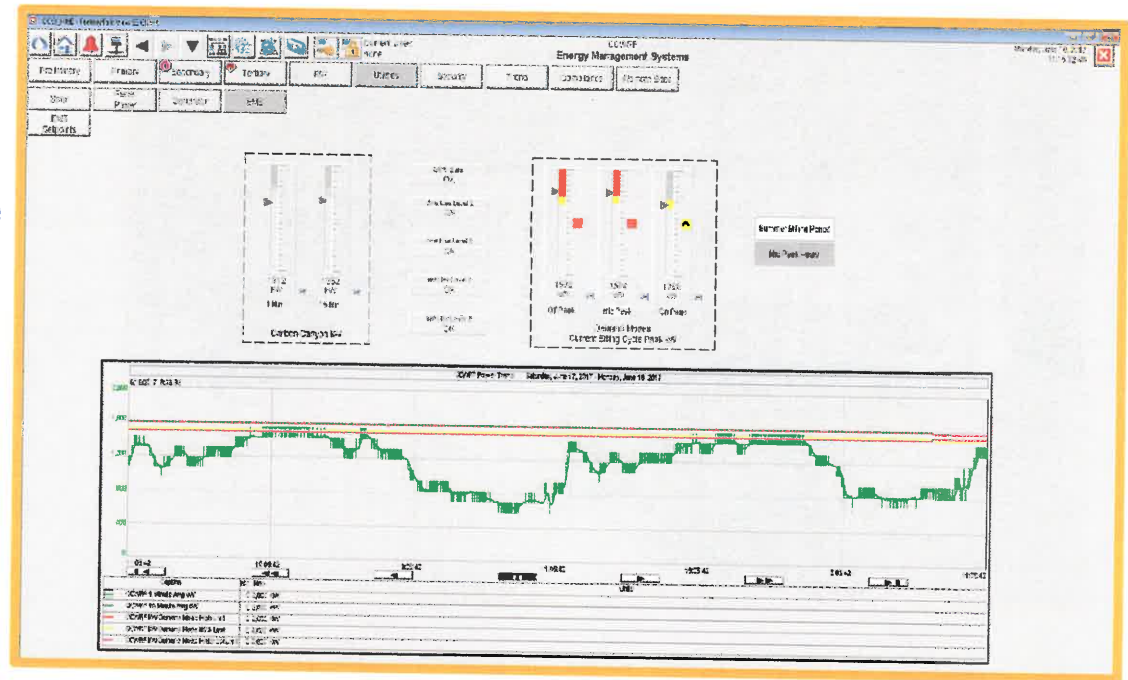
RP-4 Integration with Battery Storage

- Renewable Energy Integration
 - Real-time tracking
 - Control over when renewable power is consumed
- Completely Automated Process
- Ability to Coordinate with Electric Utility
 - IEUA not just a consumer, but a Demand Response asset
- Annual net guaranteed cost savings from battery is \$21,875
 - Total combined savings (Battery+ Solar): \$87,500



CCWRF - UCR Energy Management System (EMS)

- Implementation of EMS
 - Integrated to Supervisory Control and Data Acquisition System (SCADA)
 - Aims to improve efficiency and reduce peak loads and electricity costs
- Power meter installed on CCWRF's main switchgear
 - Capability to monitor plant load
 - Equipment and labor cost: \$50,000
- Project completion: March 2019



**AGENCY
REPRESENTATIVES'
REPORTS**

5A



SAWPA

SANTA ANA WATERSHED PROJECT AUTHORITY

11615 Sterling Avenue, Riverside, California 92503 • (951) 354-4220

REGULAR COMMISSION MEETING TUESDAY, APRIL 16, 2019 – 9:30 A.M.

AGENDA

1. CALL TO ORDER/PLEDGE OF ALLEGIANCE (Ronald W. Sullivan, Chair)

2. ROLL CALL

3. PUBLIC COMMENTS

Members of the public may address the Commission on items within the jurisdiction of the Commission; however, no action may be taken on an item not appearing on the agenda unless the action is otherwise authorized by Government Code §54954.2(b).

4. CONSENT CALENDAR

All matters listed on the Consent Calendar are considered routine and non-controversial and will be acted upon by the Commission by one motion as listed below.

A. APPROVAL OF MEETING MINUTES: APRIL 2, 2019

Recommendation: Approve as posted.

B. TREASURER'S REPORT – MARCH 2019

Recommendation: Approve as posted.

5. NEW BUSINESS

A. ACKNOWLEDGE OCWD ACTION | SECRETARY-TREASURER APPOINTMENT | OWOW STEERING COMMITTEE APPOINTMENT (CM#2019.40)

Presenter: Rich Haller

Recommendation: (1) Acknowledge action of the Orange County Water District (OCWD) Board electing Denis R. Bilodeau as the SAWPA Commissioner and Dina L. Nguyen as the Alternate SAWPA Commissioner; (2) Appoint Denis R. Bilodeau as SAWPA Commission Secretary-Treasurer; and, (3) Affirm the appointment of Denis R. Bilodeau as a SAWPA representative to the One Water One Watershed (OWOW) Steering Committee as set forth in Resolution No. 2018-1.

- B. **INLAND EMPIRE BRINE LINE RATE RESOLUTION (CM#2019.41)**
Presenter: Carlos Quintero
Recommendation: Adopt Resolution No. 2019-5 establishing the new Inland Empire Brine Line rates to be effective July 1, 2019 (Fiscal Year 2020).
- C. **ASSET TAGGING POLICY UPDATE (CM#2019.42)**
Presenter: Carlos Quintero
Recommendation: Adopt Asset Tagging Policy 2019-01.
- D. **UPDATE ON DISCUSSIONS WITH ORANGE COUNTY STAKEHOLDERS**
Presenter: Rich Haller
Recommendation: Receive and file an informational report on discussions with Orange County Stakeholders.

6. **INFORMATIONAL REPORTS**

Recommendation: Receive for information.

- A. **CASH TRANSACTIONS REPORT – FEBRUARY 2019**
Presenter: Karen Williams
- B. **INTER-FUND BORROWING – FEBRUARY 2019 (CM#2019.37)**
Presenter: Karen Williams
- C. **PERFORMANCE INDICATORS/FINANCIAL REPORTING – FEBRUARY 2019 (CM#2019.38)**
Presenter: Karen Williams
- D. **SINGLE AUDIT REPORT ON FEDERAL AWARDS PROGRAM (CM#2019.39)**
Presenter: Karen Williams
- E. **GENERAL MANAGER REPORT**
- F. **STATE LEGISLATIVE REPORT**
Presenter: Rich Haller
- G. **SAWPA GENERAL MANAGERS MEETING NOTES**
• April 9, 2019
- H. **CHAIR’S COMMENTS/REPORT**
- I. **COMMISSIONERS’ COMMENTS**
- J. **COMMISSIONERS’ REQUEST FOR FUTURE AGENDA ITEMS**

7. **CLOSED SESSION**

There were no Closed Session items anticipated at the time of the posting of this agenda.

8. **ADJOURNMENT**

Americans with Disabilities Act: If you require any special disability related accommodations to participate in this meeting, call (951) 354-4230 or email kberry@sawpa.org. 48-hour notification prior to the meeting will enable staff to make reasonable arrangements to ensure accessibility for this meeting. Requests should specify the nature of the disability and the type of accommodation requested. Materials related to an item on this agenda submitted to the Commission after distribution of the agenda packet are available for public

inspection during normal business hours at the SAWPA office, 11615 Sterling Avenue, Riverside, and available at www.sawpa.org, subject to staff's ability to post documents prior to the meeting.

Declaration of Posting

I, Kelly Berry, Clerk of the Board of the Santa Ana Watershed Project Authority declare that on Wednesday, April 10, 2019, a copy of this agenda has been uploaded to the SAWPA website at www.sawpa.org and posted at the SAWPA office, 11615 Sterling Avenue, Riverside, California.

/s/

Kelly Berry, CMC

2019 SAWPA Commission Meetings|Events|Important Dates

First and Third Tuesday of the Month

(NOTE: Unless otherwise noticed, all Commission Workshops/Meetings begin at **9:30 a.m.**, and are held at SAWPA.)

January 1/1/19 Commission Workshop [cancelled] 1/15/19 Regular Commission Meeting	February 2/5/19 Commission Workshop 2/19/19 Regular Commission Meeting
March 3/5/19 Commission Workshop 3/19/19 Regular Commission Meeting 3/29/19 OWOW Conference 2019, Cal State Fullerton	April 4/2/19 Commission Workshop 4/16/19 Regular Commission Meeting
May 5/7/19 Commission Workshop [cancelled] 5/7 – 5/10/19 ACWA Spring Conference, Monterey 5/21/19 Regular Commission Meeting	June 6/4/19 Commission Workshop 6/18/19 Regular Commission Meeting
July 7/2/19 Commission Workshop 7/16/19 Regular Commission Meeting	August 8/6/19 Commission Workshop 8/20/19 Regular Commission Meeting
September 9/3/19 Commission Workshop 9/17/19 Regular Commission Meeting	October 10/1/19 Commission Workshop 10/15/19 Regular Commission Meeting
November 11/5/19 Commission Workshop 11/19/19 Regular Commission Meeting	December 12/3/19 Commission Workshop 12/17/19 Regular Commission Meeting 12/3 – 12/6/19 ACWA Fall Conference, San Diego

**AGENCY
REPRESENTATIVES'
REPORTS**

5B



THE METROPOLITAN WATER DISTRICT
OF SOUTHERN CALIFORNIA

MWD MEETING AGENDA

Regular Board Meeting

April 9, 2019

12:00 p.m. -- Boardroom

Tuesday, April 09, 2019		
Meeting Schedule		
9:00 AM	L&C	Rm. 2-145
10:00 AM	C&LR	Rm. 2-456
11:00 AM	OP&T	Rm. 2-145
12:00 AM	Board Mtg	Boardroom

MWD Headquarters Building • 700 N. Alameda Street • Los Angeles, CA 90012

1. Call to Order

- (a) Invocation: Mitch Lahouti, General Design Team Manager, Engineering Services Group
- (b) Pledge of Allegiance: Director Barbre, Municipal Water District of Orange County

2. Roll Call

3. Determination of a Quorum

- 4. Opportunity for members of the public to address the Board on matters within the Board's jurisdiction. (As required by Gov. Code § 54954.3(a))

5. OTHER MATTERS

- A. Approval of the Minutes of the Meeting for March 12, 2019; and Board Workshop on Delta Water Conveyance of March 26, 2019 (Copies have been mailed to each Director)
Any additions, corrections, or omissions
- B. Report from Executive Committee on Nominations for Board Secretary
- C. Nomination and Election for Board Secretary for remaining two-year term effective April 9, 2019 through December 31, 2020
- D. Presentation of Commendatory Resolution for Director Peter Beard representing the City of Fullerton

- E. Presentation of Commendatory Resolution for Director Michael Camacho representing Inland Empire Utilities Agency
- F. Presentation of Commendatory Resolution for Director Phillip D. Hawkins representing Central Basin Municipal Water District
- G. Presentation of Commendatory Resolution for Director Leticia Vasquez Wilson representing Central Basin Municipal Water District
- H. Presentation of Commendatory Resolution for Director Fern Steiner representing San Diego County Water Authority
- I. Presentation of 5-year Service Pin to Director Richard W. Atwater
- J. Presentation of 10-year Service Pin to Chairwoman Gloria D. Gray
- K. Report on Directors' events attended at Metropolitan expense for month of March 2019
- L. Approve committee assignments
- M. Chairwoman's Monthly Activity Report

6. DEPARTMENT HEADS' REPORTS

- A. General Manager's summary of activities for the month of March 2019
- B. General Counsel's summary of activities for the month of March 2019
- C. General Auditor's summary of activities for the month of March 2019
- D. Interim Ethics Officer's summary of activities for the month of March 2019

7. CONSENT CALENDAR ITEMS — ACTION

- 7-1** Authorize replacement of filter valve gearboxes at the Robert A. Skinner Water Treatment Plant; the General Manager has determined that the proposed action is exempt or otherwise not subject to CEQA (Appropriation No. 15509). (E&O)

- 7-2** Authorize a professional services agreement with Sensis, Inc. not to exceed \$1,500,000 to design, develop and deploy the new mwdh2o.com website; the General Manager has determined that the proposed actions are exempt or otherwise not subject to CEQA. (C&L)

- 7-3** Adopt a resolution to support Metropolitan's application for United States Bureau of Reclamation grant funding of \$1.5 million for Disadvantaged Communities Direct Install Program; authorize the General Manager to accept grant funds, if awarded; and authorize the General Manager to enter into a contract with United States Bureau of Reclamation for the grant funds, if awarded; the General Manager has determined that the proposed actions are exempt or otherwise not subject to CEQA. (WP&S)

END OF CONSENT CALENDAR

8. OTHER BOARD ITEMS — ACTION

- 8-1** Approve resolutions fixing and adopting a Readiness-to-Serve Charge and a Capacity Charge for calendar year 2020; the General Manager has determined the proposed action is exempt or otherwise not subject to CEQA. (F&I)

- 8-2** Award a contract to Elite Earthworks & Engineering in an amount not to exceed \$3.7 million for repair of erosion control features along the Colorado River Aqueduct; authorize design activities to rehabilitate the Whitewater erosion protection structure; and amend an existing agreement with HELIX Environmental Planning, Inc.; the General Manager has determined that the proposed actions are exempt or otherwise not subject to CEQA. (E&O)
- 8-3** Authorize: (1) renewal of the Municipal Water Quality Investigations Agreement between the Department of Water Resources, the State Water Contractors and participating urban State Water Project Contractors, and (2) renewal of the Municipal Water Quality Investigations Program Specific Project Agreement between the State Water Contractors and participating urban State Water Project Contractors; the General Manager has determined that the proposed actions are exempt or otherwise not subject to CEQA. (WP&S)
- 8-4** Authorize the General Manager to provide a credit to offset increased costs associated with surplus deliveries to cyclic accounts; the General Manager has determined that this action is exempt or otherwise not subject to CEQA. (WP&S)
- 8-5** Review and consider the Antelope Valley-East Kern Water Agency's approved Mitigated Negative Declaration and authorize the General Manager to enter into the High Desert Water Bank Program agreement with the Antelope Valley-East Kern Water Agency. (WP&S)
- 8-6** Authorize the General Manager: (1) to include in all future demand management agreements the provision regarding legality already used in Future Supply Actions/Foundational Actions Funding agreements; and (2) to no longer include or enforce in Local Resources Program, Seawater Desalination Program, and similar agreements the termination provision directed by the Board in 2009; the General Manager has determined that the proposed actions are exempt or otherwise not subject to CEQA. (WP&S)

- 8-7 Express opposition, unless amended, to SB 1 (Atkins, D-San Diego; Portantino, D-La Canada Flintridge; and Stern, D-Agoura Hills): California Environmental, Public Health, and Workers Defense Act of 2019; the General Manager has determined that the proposed action is exempt or otherwise not subject to CEQA. (C&L)
- 8-8 Express Support, if amended, for AB 658 (Eduardo Garcia, D-Coachella): Water Rights: Water Management; the General Manager has determined that the proposed action is exempt or otherwise not subject to CEQA. (C&L)
- 8-9 Affirm the General Manager's determination that 20 acres of vacant land in the City of Oxnard, in the County of Ventura, California, identified as Metropolitan Water District of Southern California's parcel number ORMOND 1-01-100c and ORMOND 1-01-100PEA1 and ORMOND 1-101-100PEA2 are surplus to Metropolitan's needs and authorize staff to dispose of the property and to quitclaim any associated interests; the General Manager has determined this action is exempt or otherwise not subject to CEQA. (RP&AM)
- 8-10 Appropriate funds for and authorize acquisition of real property located at 4725 Via Corona, Yorba Linda, California, APN 350-071-19 in settlement of anticipated litigation; the General Manager has determined that the proposed action is exempt or otherwise not subject to CEQA. (RP&AM)
[Conference with real property agency negotiators: Stephen Vollucci, Heriberto Diaz, and Mark Easter; negotiating party: Dominick Vitelli and Brenda Vitelli; under negotiation: price and/or terms of payment; conference with legal counsel—anticipated litigation; to be heard in closed session pursuant to Gov. Code Sections 54956.8 and 54956.9(d)(2)]

9. BOARD INFORMATION ITEMS

- 9-1 Update on Conservation Program

10. FOLLOW-UP ITEMS

11. FUTURE AGENDA ITEMS

12. ADJOURNMENT

NOTE: Each agenda item with a committee designation will be considered and a recommendation may be made by one or more committees prior to consideration and final action by the full Board of Directors. The committee designation appears in parentheses at the end of the description of the agenda item e.g., (E&O, F&I). Committee agendas may be obtained from the Board Executive Secretary.

Writings relating to open session agenda items distributed to Directors less than 72 hours prior to a regular meeting are available for public inspection at Metropolitan's Headquarters Building and on Metropolitan's Web site <http://www.mwdh2o.com>.

Requests for a disability related modification or accommodation, including auxiliary aids or services, in order to attend or participate in a meeting should be made to the Board Executive Secretary in advance of the meeting to ensure availability of the requested service or accommodation.

**AGENCY
REPRESENTATIVES'
REPORTS**

5C



Special Regional Sewerage Program Policy Committee Meeting

AGENDA

Thursday, April 4, 2019

4:00 p.m.

Location

Inland Empire Regional Composting Facility
Conference Room
12645 6th Street
Rancho Cucamonga, CA 91739

Call to Order and Roll Call

Pledge of Allegiance

Public Comment

Changes/Additions/Deletions to the Agenda

1. **Technical Committee Report** (*Oral*)
2. **Action Item**
 - A. Meeting Minutes for March 7, 2018
3. **Informational Items**
 - A. Ten Year Capital Improvement Plan Update
 - B. Sewer System Management Plan
 - C. Legislative Update
4. **Receive and File**
 - A. Recycled Water Distribution – Operations Summary
5. **Other Business**
 - A. IEUA General Manager's Update
 - B. Committee Member Requested Agenda Items for Next Meeting
 - C. Committee Member Comments
 - D. Next Meeting – May 2, 2019
6. **Adjournment**

DECLARATION OF POSTING

I, Laura Mantilla, Executive Assistant of the Inland Empire Utilities Agency, A Municipal Water District, hereby certify that a copy of this agenda has been posted to the IEUA Website at www.ieua.org and posted in the foyer at the Agency's main office at 6075 Kimball Avenue, Building A, Chino, CA, on Thursday, March 28, 2019.



Laura Mantilla

**AGENCY
REPRESENTATIVES'
REPORTS**

5D

**CHINO BASIN WATERMASTER
WATERMASTER BOARD MEETING**

11:00 a.m. – March 28, 2019

WITH

Mr. Jeff Pierson – Chair

Mr. Darron Poulsen – Vice-Chair

At The Offices Of

Chino Basin Watermaster

9641 San Bernardino Road

Rancho Cucamonga, CA 91730

AGENDA

CALL TO ORDER

PLEDGE OF ALLEGIANCE

PUBLIC COMMENTS

AGENDA - ADDITIONS/REORDER

I. CONSENT CALENDAR

Note: All matters listed under the Consent Calendar are considered to be routine and non-controversial and will be acted upon by one motion in the form listed below. There will be no separate discussion on these items prior to voting unless any members, staff, or the public requests specific items be discussed and/or removed from the Consent Calendar for separate action.

A. MINUTES

Approve as presented:

1. Minutes of the Watermaster Board Meeting held February 28, 2019

B. FINANCIAL REPORTS

Receive and file as presented:

1. Cash Disbursements for the month of January 2019
2. Watermaster VISA Check Detail for the month of January 2019
3. Combining Schedule for the Period July 1, 2018 through January 31, 2019
4. Treasurer's Report of Financial Affairs for the Period January 1, 2019 through January 31, 2019
5. Budget vs. Actual Report for the Period July 1, 2018 through January 31, 2019

C. OBMP SEMI-ANNUAL STATUS REPORT 2018-2

Adopt the Semi-Annual OBMP Status Report 2018-2, along with filing a copy with the Court, subject to any necessary non-substantive changes.

D. SGMA REPORTING FOR WATER YEAR 2018

Approve and direct staff to file the information/reports with the DWR.

E. FISCAL YEAR 2018/19 EXHIBIT "G" PHYSICAL SOLUTION TRANSFERS

- 1) Find that MVWD Non-Ag, NRG California South LP, and California Speedway Corporation are in compliance with the Restated Judgment, Exhibit "G" ¶9(g), authorizing 2018-2019 Exhibit "G" Physical Solution Transfers, 2) Approve levy of assessments and subsequent payments for same.

II. BUSINESS ITEMS
NONE

III. REPORTS/UPDATES

A. LEGAL COUNSEL REPORT

1. Appeal from April 28, 2017 Order
2. MVWD Ex Parte Application
3. March 15, 2019 Hearing
4. WOTUS Definition

B. ENGINEER REPORT

1. Pomona Extensometer Update
2. Recommended 2019/20 scope and budget for the GLMP and PBHSP
3. State of the Basin Report
4. Safe Yield Recalculation
5. Salinity Management

C. CFO REPORT

1. Fiscal Year 2019/20 Budget Schedule

D. GM REPORT

1. OBMP Update
2. Prior Assessment Package Revision Program
3. Ely 3 Update
4. USACE FS/EIR/EIS
5. Water Quality Colloquium – May 2, 2019
6. Other

IV. INFORMATION

1. Cash Disbursements for February 2019

V. BOARD MEMBER COMMENTS

VI. OTHER BUSINESS

VII. CONFIDENTIAL SESSION - POSSIBLE ACTION

Pursuant to Article 2.6 of the Watermaster Rules & Regulations, a Confidential Session may be held during the Watermaster Board meeting for the purpose of discussion and possible action.

1. Appeal of April 28, 2017 Order

VIII. FUTURE MEETINGS AT WATERMASTER

- | | | | |
|---------|-----|------------|---|
| 3/26/19 | Tue | 10:00 a.m. | Fiscal Year 2019/20 Budget Release |
| 3/28/19 | Thu | 9:00 a.m. | Ground Level Monitoring Committee (If Needed)* |
| 3/28/19 | Thu | 11:00 a.m. | Watermaster Board |
| 4/11/19 | Thu | 9:00 a.m. | Appropriative Pool |
| 4/11/19 | Thu | 11:00 a.m. | Non-Agricultural Pool |
| 4/11/19 | Thu | 1:30 p.m. | Agricultural Pool |
| 4/18/19 | Thu | 8:00 a.m. | Appropriative Pool Strategic Planning (Confidential Session Only) |
| 4/18/19 | Thu | 9:00 a.m. | Advisory Committee |
| 4/18/19 | Thu | 9:30 a.m. | Recharge Investigations and Projects Committee |

Agenda Watermaster Board Meeting

March 28, 2019

4/23/19 Tue 1:00 p.m. Fiscal Year 2019/20 Budget Workshop #1
4/25/19 Thu 11:00 a.m. Watermaster Board
4/30/19 Tue 1:00 p.m. Fiscal Year 2019/20 Budget Workshop #2

*Meeting has been cancelled

ADJOURNMENT

**AGENCY
REPRESENTATIVES'
REPORTS**

5E

**REGULAR BOARD MEETING OF
THE BOARD OF DIRECTORS
CHINO BASIN DESALTER AUTHORITY**

**April 4, 2019
2:00 p.m.**

Council Chambers, of the City of Ontario
303 E. "B" Street, Ontario, CA

*All documents available for public review are on file with the Authority's secretary
located at 2151 S. Haven Avenue, Suite 202, Ontario, CA 91761.*

NOTICE AND AGENDA

CALL TO ORDER

FLAG SALUTE

PUBLIC COMMENT

Members of the public may address the Board at this time on any non-agenda matter. Please complete a Comment Card and give it to the Secretary. Comments are limited to three (3) minutes per individual. State your name and address for the record before making your presentation. This request is optional, but very helpful for the follow-up process.

Under the provisions of the Brown Act, the CDA Board is prohibited from taking action on oral requests. However, Board Members may respond briefly or refer the communication to staff. The CDA Board may also request the Secretary to calendar an item related to your communication at a future CDA Board meeting.

CONSENT CALENDAR ITEMS

Consent Calendar items are expected to be routine and non-controversial to be acted upon by the Board at one time without discussion. If any Board member, staff member, or interested person requests that an item be removed from the Consent Calendar, it will be moved to the first item on the Action Items.

- 1. MINUTES OF MARCH 7, 2019 SPECIAL BOARD MEETING**
- 2. TREASURER'S FINANCIAL AFFAIRS REPORT FOR QUARTER ENDED DECEMBER 2018**
Report by: Jose Garcia, CDA Principal Accountant
- 3. TREASURER'S REPORT ON GENERAL DISBURSEMENTS FOR THE QUARTER ENDED DECEMBER 2018**
Report by: Jose Garcia, CDA Principal Accountant
- 4. BUDGET VARIANCE REPORT FOR THE QUARTER ENDED DECEMBER 2018**
Report by: Jose Garcia, CDA Principal Accountant
- 5. INVESTMENT REPORT**
Report by: Jose Garcia, CDA Principal Accountant

ACTION ITEMS

Prior to action of the CDA Board, any member of the audience will have the opportunity to address the CDA Board on any item listed on the agenda, including those on any consent calendar. Please submit a comment card to the secretary with the agenda item number noted.

6. ANNUAL CONTRACT FOR ON-CALL MAINTENANCE, REHABILITATION, INSPECTION AND URGENT WELL AND PUMP STATION REPAIRS

Report by: Tom O'Neill, CDA Interim General Manager

Staff Recommendation:

1. Award a contract General Pump Company, Inc. of San Dimas, California, for on-call maintenance, rehabilitation, inspection and urgent well repairs in the not-to-exceed amount of \$800,000; and
2. Authorize the Interim General Manager to execute a one-year maintenance contract and extend the contract for up to four additional one-year periods consistent with CDA Board approved budgets.

7. PHASE 3 EXPANSION PROJECT: AMENDMENT NO. 3 TO HELIX ENVIRONMENTAL CONTRACT FOR BIOLOGICAL CONSULTING SERVICES FOR SANTA ANA RIVER CROSSING HDD PROJECT

Report by: Cindy Miller, Phase 3 Expansion Program Manager

Staff Recommendation:

1. Approve Amendment No. 3 in the amount of \$78,800 to Helix Environmental's purchase order for Biological Consulting Services for Santa Ana River Crossing HDD Project, for a total contract amount of \$173,400
2. Authorize the Interim General Manager to execute Amendment No. 3 and approve authorized expenditures up to a not-to-exceed total of \$190,740.

INFORMATION ITEMS

Information items are non-action items presented to the Board for their information.

8. QUARTERLY DESALTER EXPANSION REPORT

Report By: Cindy Miller, Phase 3 Expansion Program Manager

9. QUARTERLY SOUTH ARCHIBALD PLUME REPORT

Report By: Cindy Miller, South Archibald Plume Program Manager

10. QUARTERLY OPERATIONS REPORT

Report By: Todd Minten, CDA Operations Manager

STAFF COMMENTS

- i. Deputy CDA General Counsel, Allison Burns
- ii. CDA CFO/Treasurer, Michael Chung
- iii. CDA Interim General Manager, Tom O'Neill

CLOSED SESSION

The Authority may adjourn to a Closed Session to consider litigation matters, personnel matters, or other matters as provided for in the Ralph M. Brown Act (Section 54950 et seq., of the Government Code).

11. CONFERENCE WITH REAL PROPERTY NEGOTIATORS

Property: APN 0218-231-13, 15, City of Ontario
CDA Negotiators: Tom O'Neill, Allison Burns
Negotiating parties: SC Ontario Development Company
Under negotiation: Price and terms of payment

12. CONFERENCE WITH LEGAL COUNSEL – ANTICIPATED LITIGATION: CONSIDERATION OF INITIATION OF LITIGATION PURSUANT TO GOVERNMENT CODE SECTION 54956.9(D)(4) (TWO POTENTIAL CASES)

13. CONFERENCE WITH LEGAL COUNSEL – ANTICIPATED LITIGATION: SIGNIFICANT EXPOSURE TO LITIGATION PURSUANT TO GOVERNMENT CODE SECTION 54956.9(D)(2) (ONE POTENTIAL CASE)

DIRECTOR COMMENTS

ADJOURNMENT – To the Special Meeting on May 2, 2019

Declaration of Posting

Any person with a disability who requires accommodations in order to participate in this meeting or for package materials in an alternative format should telephone Executive Assistant Casey Costa at (909) 218-3730, at least 48 hours prior to the meeting in order to make a request for a disability-related modification or accommodation. Copies of records provided to Board Members which relate to any agenda item to be discussed in open session may be obtained from Chino Basin Desalter Authority at 2151 S. Haven Avenue, Suite 202, Ontario, CA 91761.

I, Casey Costa, Executive Assistant to the Chino Basin Desalter Authority, hereby certify that a copy of this agenda has been posted by 2:00 p.m. at the Chino Basin Desalter Authority's main office, 2151 S. Haven Ave., Ontario, CA on Monday, April 1, 2019.

Casey Costa, Executive Assistant

**GENERAL
MANAGER'S
REPORT**

Date: April 17, 2019

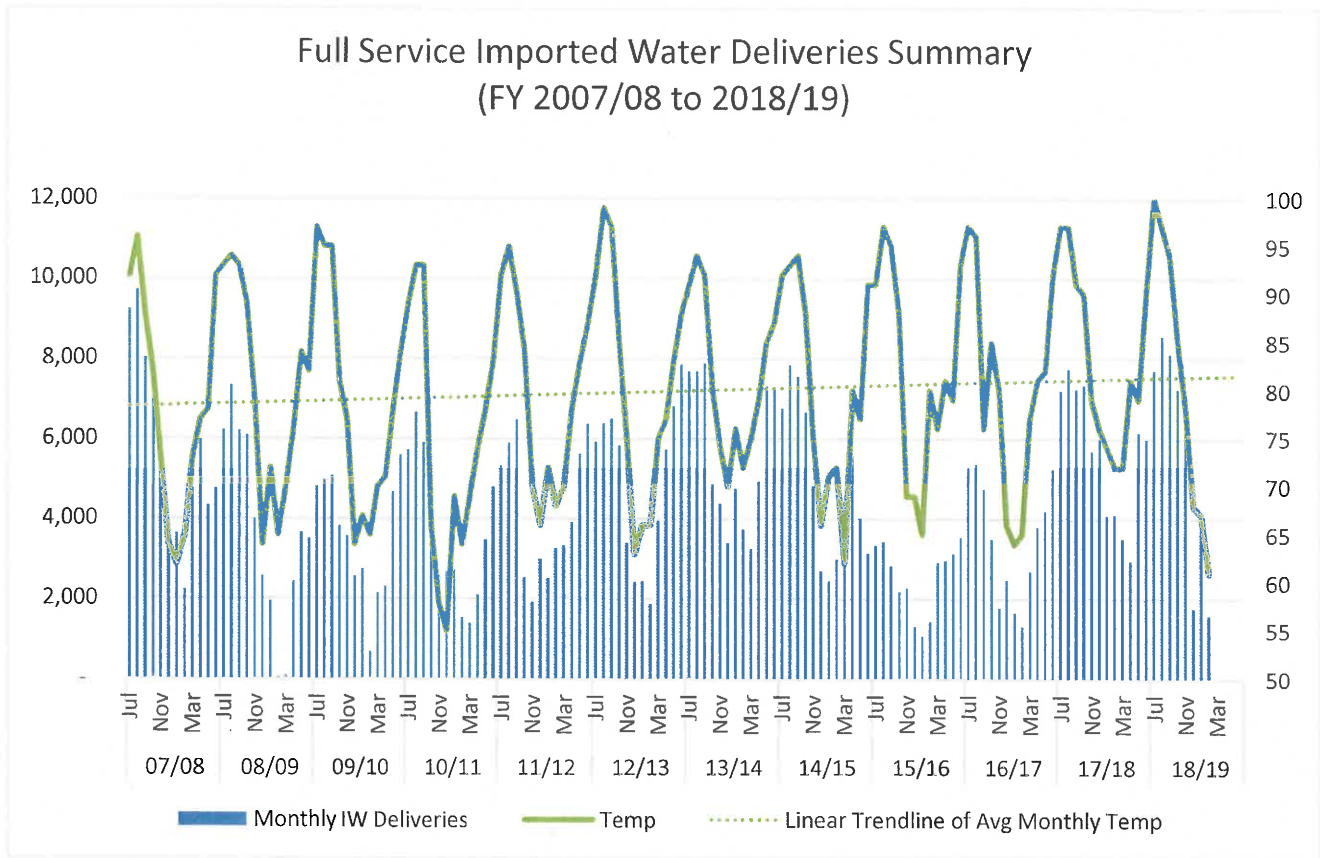
To: The Honorable Board of Directors

From: Shivaji Deshmukh, General Manager *SD*

Subject: General Manager's Report Regarding Agency Activities

PLANNING & ENVIRONMENTAL RESOURCES

A. Imported Water



B. Reclamation System

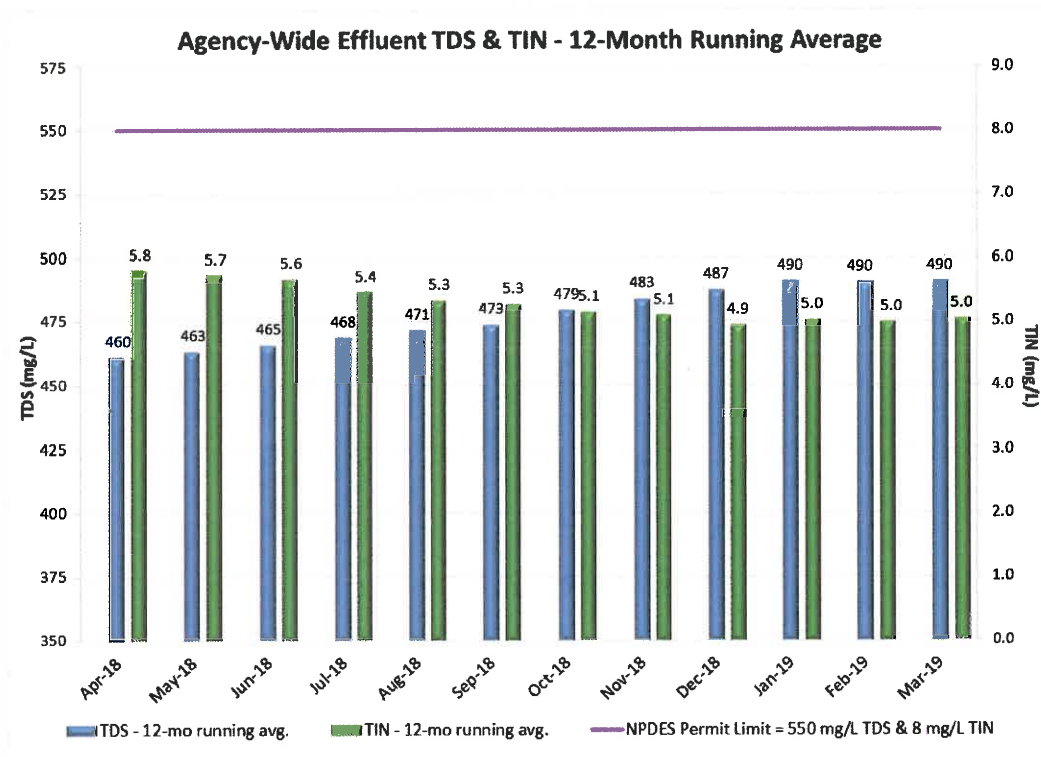
Regional Plants 1, 4, 5 and Carbon Canyon Water Recycling Facility met all the NPDES requirements and effluent/recycled water limitations during the month of March 2019.

1. The Agency-wide average sewer influent flow for the month of March 2019 was 49.3 million gallons per day (mgd) (preliminary value), which is a 2.6 mgd decrease from the February 2019 total influent flow.

IEUA Regional Influent Flows

INFLUENT FLOW	RP-1	RP-4	RP-5	CCWRF	ALL FACILITIES
Daily Average (mgd)	22.5	9.8	9.1	8.0	49.3
Monthly Total (million gal.)	696	302	282	249	1530

1. The discharge permit effluent limit for total dissolved solids (TDS) is 550 mg/L. The 12-month running average TDS value for March 2019 was 490 mg/L (preliminary value).
2. The discharge permit effluent limit for total inorganic nitrogen (TIN) is 8 mg/L. The 12-month running average TIN value for March 2019 was 5.0 mg/L (preliminary value).



On March 4, 2019 at 11:20 a.m., a contractor performing demolition work at the RP-1 1158 pressure zone recycled water pump station caused a recycled water release to Cucamonga Creek. The recycled water began discharging to Cucamonga Creek at 11:25 a.m. and was stopped by 11:55 a.m. The recycled water release volume was approximately 300,000 gallons.

On March 10, 2019, a Category 2 sanitary sewer overflow (SSO) occurred due to a power failure at the recently completed Preserve Lift Station. Based on visual observation and sampling the estimated 66,275-gallon spill did not reach waters of the State. The incident was reported to the Regional Water Quality Control Board as required.

Air Quality

There were no reportable incidents relating to air quality compliance during the month of March 2019. IEUA is awaiting notices from the SCAQMD Legal Department for the RP-1 violations received in December 2017.

INLAND EMPIRE REGIONAL COMPOSTING FACILITY

A. Operational Comments

Facility throughput for March averaged approximately 95% of permitted capacity at an average of 392 tons per day of biosolids and 152 tons per day of amendments (based on the 31-day month-to-date). Biosolids volumes are slightly ahead of targets for the fiscal year. The facility is operating well with no violations or environmental compliance issues.

B. Facility Biosolids Throughput

SOURCE	WET TONS MONTH	WET TONS YEAR TO DATE
Los Angeles County Sanitation District	5,449.49	17,697.49
Inland Empire Utilities Agency	5,695.47	16,290.78
Orange County Sanitation District	1,018.61	2,998.01
TOTAL	12,163.57	36,986.28

C. Compost Sales

Sales volumes were slightly decreased when compared to the same period last year due to increased rainfall. Inventory has remained at 1,000 cubic yards. Inventory is projected to maintain approximately 2,500 yards through May to mitigate any interruptions with the installation of the new screen. Sales are expected to match production through the spring and meet the demands of the landscape and agricultural market sectors.

D. Monthly Sales Summary

CUBIC YARD	\$/CUBIC YARD	TOTAL REVENUE
13,938.50	\$1.77	\$24,699.74

E. Fiscal Year-To-Date Sales Summary

MONTH	TOTAL YARDS 2018/2019	TOTAL YARDS 2017/2018	TOTAL REVENUE 2018/2019	TOTAL REVENUE 2017/2018
July	14,910.11	21,518.61	\$24,972.01	\$31,737.00
August	15,194.50	19,226.62	\$28,866.84	\$37,071.78
September	17,728.97	16,170.64	\$24,979.50	\$35,038.33
October	19,523.68	25,631.94	\$28,489.44	\$34,569.24
November	22,037.03	24,481.44	\$28,310.45	\$30,053.63
December	17,885.11	16,420.31	\$21,300.70	\$30,053.63
January	18,469.01	18,881.17	\$16,332.32	\$31,911.26
February	14,605.08	17,041.52	\$16,386.55	\$30,291.21
March	13,938.50	18,773.56	\$24,669.74	\$27,869.46
April				
May				
June				
TOTAL	154,291.99	178,145.81	\$214,307.55	\$288,595.54
AVERAGE	17,143.55	19,793.98	\$23,811.95	\$32,066.17

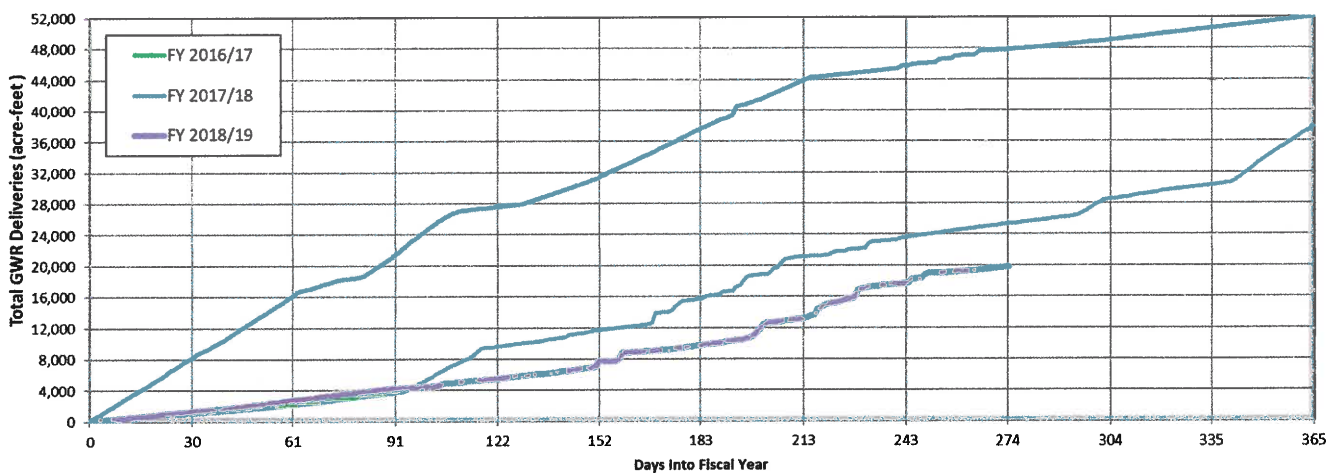
RECYCLED WATER

A. Groundwater Recharge – March 2019

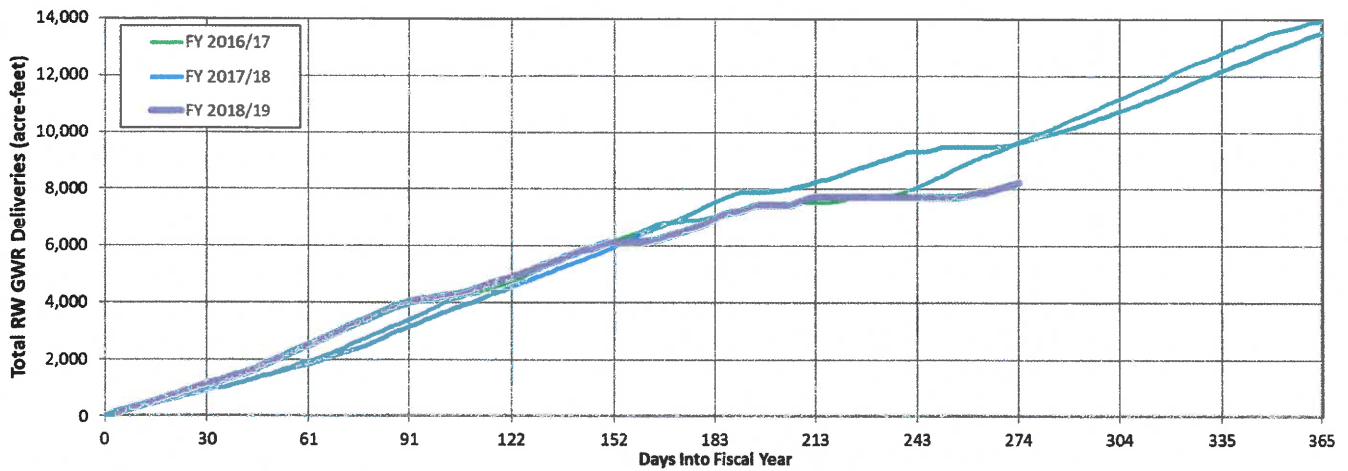
During March 2019, recycled water recharge totaled 512 acre-feet. Four rain events resulted in the diversion of approximately 1,400 acre-feet of local surface water. For supplemental water deliveries (imported and recycled), Chino Basin Watermaster will remove 1.5% for March evaporation losses. Considering evaporation, total recharge for the month was approximately 1,900 acre-feet.

Monthly summaries of recharge by recharge site for the Chino Basin Groundwater Recharge Operations can be found at <http://www.ieua.org/category/reports/groundwater-recharge-reports>.

Total Groundwater Recharge – through March 2019

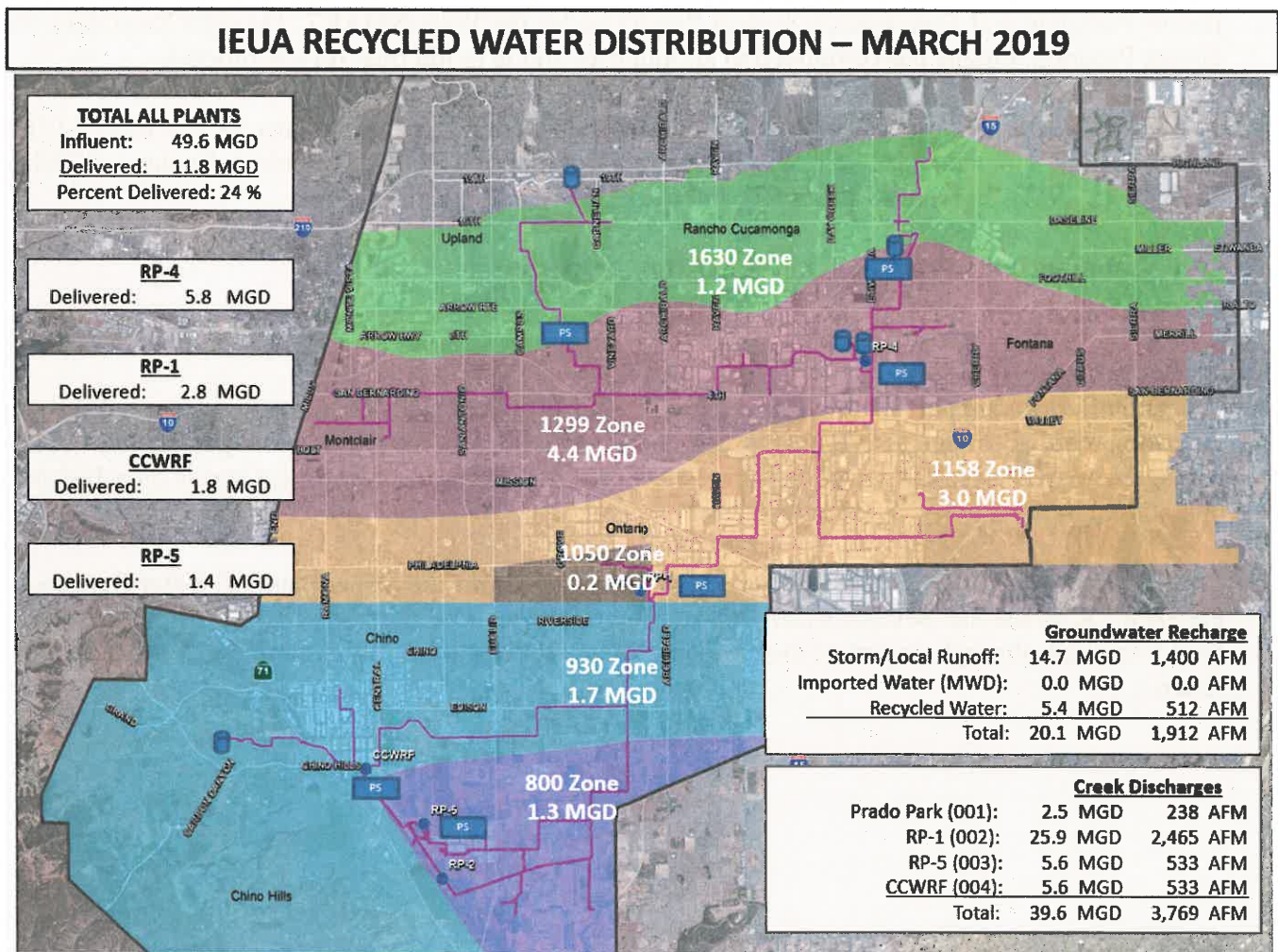


Recycled Water Delivered to Groundwater Recharge – through March 2019



B. RW Distribution – March 2019

During March 2019, 24% (11.8 MGD) of IEUA recycled water supply (49.6 MGD) was delivered into the distribution system for direct use customers (6.4 MGD) and groundwater recharge (5.4 MGD). Plant discharge to creeks feeding the Santa Ana River averaged 39.6 MGD.



GRANTS UPDATE

A. Grant/Loan Applications Submitted:

1. None.

B. Grant/Loan Applications in Process:

1. WIFIA Loan application for the RP-5 Expansion Project (\$138 million).
2. SAWPA/DWR 2018 Prop 1 IRWM grant applications for the Montclair Basin Improvement Project and the IEUA-JCSD RW Intertie projects are being evaluated by SAWPA as part of the process to determine how funding will be allocated for applications submitted within the Santa Ana Watershed.

C. Grant/Loan Agreement Negotiation:

1. On March 7, the Prop 1 Groundwater Quality Grant (\$11.4M) was fully executed by the State Water Resources Control Board (SWRCB).
2. The USBR anticipates awarding Federal funds in the amount of \$400,000 for the Chino Basin Water Bank Strategic Plan under the WaterSMART: Water Marketing Strategy Grants Program. Grants staff has provided requested information from USBR to facilitate agreement distribution and is awaiting a response to move toward a draft agreement.
3. The USBR anticipates awarding Federal funds in the amount of \$750,000 for the Wineville and Jurupa Basins Pumping and Conveyance System Project under the WaterSMART: Drought Resiliency Project Grants Program. Grants has responded to all inquiries and is in the final review process.
4. The SWRCB is in the process of issuing four additional SRF loan agreements for the RP-1 1158 Zone Pump Station Upgrade (\$6.7M), RP-5 Pipeline Bottleneck (\$2.8M), Baseline Expansion/Village of Heritage (\$6.9M), and IEUA-JCSD RW Intertie (\$33M).

D. Grant Reimbursements Processed and Reporting Activities:

1. None.

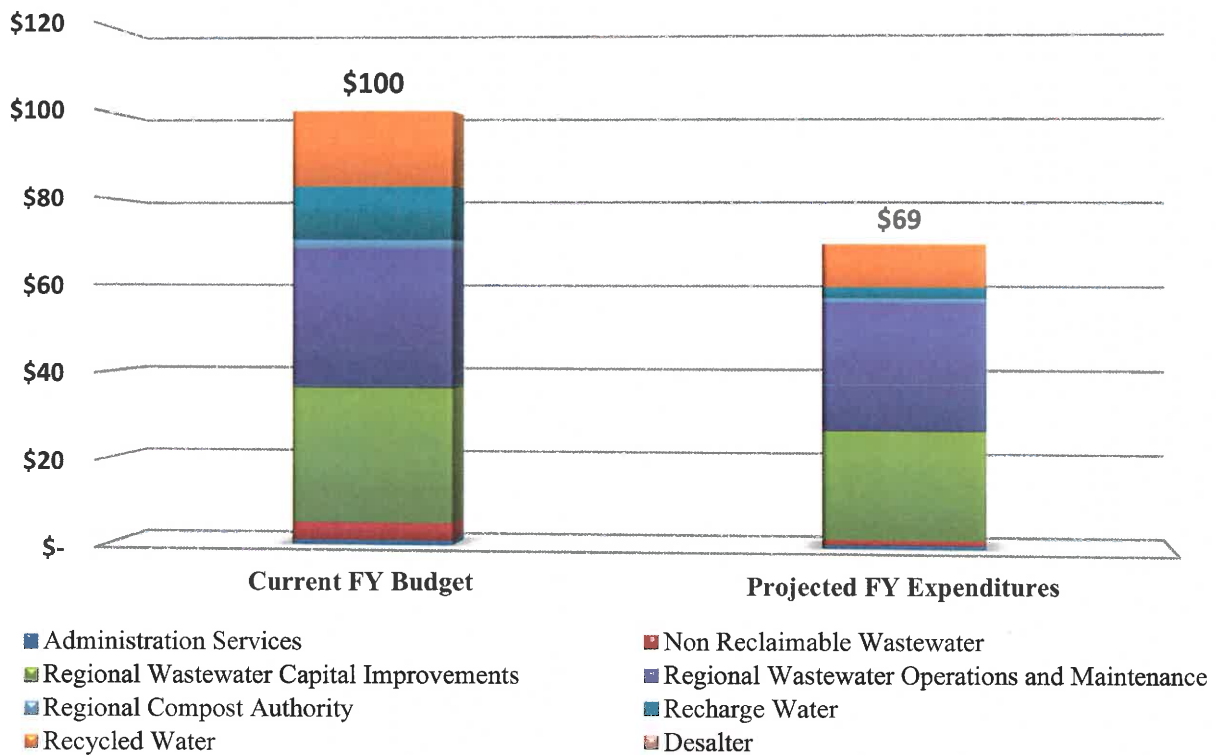
E. Other Department Activities:

1. Grants staff, with support from Business Information Services (BIS), has made substantial progress in migrating data from all active grants and loans into the eCivis grants management software. The management database is expected to improve efficiencies across the department and is on schedule to be operational in April.
2. On Thursday, March 28, Grants staff attended a site visit from the Department of Water Resources and the SAWPA for the San Sevaine Basin Improvements Project. The site visit satisfied the grant requirement for a final walk-through as part of the closeout process for the grant, which provided \$750,000 in project funding.

ENGINEERING AND CONSTRUCTION MANAGEMENT DEPARTMENT

Engineering and Construction Management's current FY 2018/19 budget is \$100,299,947. As of March 28th, staff has projected to spend \$69,637,768 (~69%).

Engineering and Construction Management FY 2018/19 Budget Status Update



The accompanying attachments have detailed information for IEUA's capital improvement program.

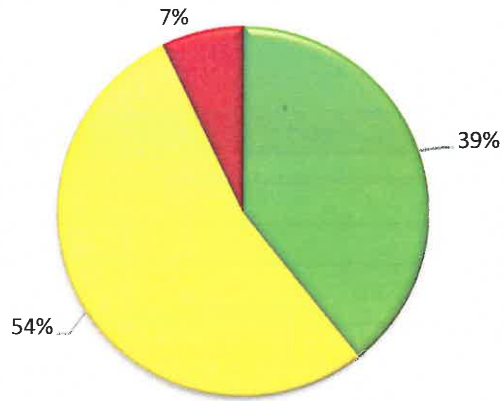
- Attachment A: Bid and Award Look Ahead Schedule
- Attachment B: Active Capital Improvement Project Status
- Attachment C: Emergency Projects

Attachment A
 Bid and Award Look Ahead Schedule

Bid and Award Look Ahead Schedule			
	Project Name	Projected Bid Opening Date	Projected Bid Award Date
	May-19		
1	RW15003.03 Montclair Basin Improvements	19-Apr-19	15-May-19
	Jun-19		
2	RW15003.06 Wineville/Jurupa/Force Main Improvements	1-May-19	19-Jun-19
3	RW15004.00 Lower Day Basin Improvements	10-May-19	19-Jun-19
4	EN19010.00 RP-4 Influent Screen Replacement	10-May-19	19-Jun-19
	Jul-19		
5	EN15012.01 RP-1 Plant No. 2 Effluent Conveyance Improvements	5-Jun-19	17-Jul-19
6	EN17082.00 Mechanical Restoration and Upgrades	5-Jun-19	17-Jul-19
	Aug-19		
7	EN22002.00 NRW East End Flowmeter Replacement	10-Jul-19	15-Aug-19
8	EN19027.00 NRW Pipeline Relining Along Cucamonga Creek	10-Jul-19	15-Aug-19
	Sep-19		
9	EN19014.00 NRWS Manhole Upgrades	15-Aug-19	18-Sep-19
	Oct-19		
10	EN18006.00 RP-1 Flare Improvements	20-Aug-19	16-Oct-19
11	EN19021.00 San Bernardino Lift Station Facility Improvements	21-Aug-19	16-Oct-19
12	EN17041.00 Orchard Recycled Water Turnout Improvements	27-Aug-19	16-Oct-19
	Nov-19		
13	EN23002.00 Philadelphia Lift Station Force Main Improvements	24-Sep-19	20-Nov-19
14	EN17043.00 RP-4 Primary Clarifier Rehab	8-Oct-19	20-Nov-19
15	EN17110.00 RP-4 Process Improvements	8-Oct-19	20-Nov-19
	Jan-20		
16	EN19025.00 Montclair and San Bernardino Force Main Cleanout Vaults	26-Nov-19	15-Jan-20
	Mar-20		
17	EN19006.00 RP-5 Biosolids Facility	5-Feb-20	18-Mar-20
18	EN19001.00 RP-5 Expansion to 30 mgd	6-Feb-20	18-Mar-20

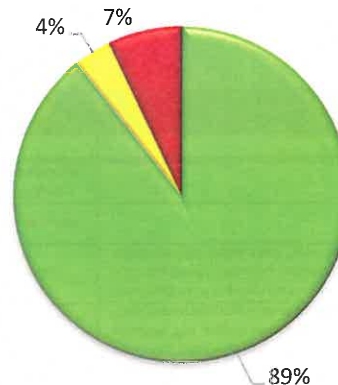
Attachment B
 Active Capital Improvement Project Status

Design Schedule Performance



■ On-Time ■ Recovery in Progress ■ Behind Schedule

Construction Schedule Performance



■ On-Time ■ Recovery in Progress ■ Behind Schedule

Agency-Wide							
No.	Project ID	Project Title	Total Expenditures thru 3/27/2019 (\$)	Total Project Budget (\$)	Project Schedule Performance	Status	Schedule Recovery Plan
1	EN13016.05	SCADA Enterprise System - (Regional Water Recycling Plant No. 1) (Budget is shared among all subprojects for EN13016)	350,492	-	Recovery in Progress	Pre-Design	The project will be re-baselined when the consultant submits a revised project schedule.
2	EN13016.03	SCADA Enterprise System - (Regional Water Recycling Plant No. 4) (Budget is shared among all subprojects for EN13016)	2,268,325	-	On-Time	Construction	
3	EN17080	System Cathodic Protection Improvements	324,724	3,540,851	On-Time	Construction	
4	EN19032.01	Agency-Wide Railing and Threshold Improvements (Budget is shared among all subprojects for EN19032)	236,584	-	On-Time	Construction	
5	EN13016.04	SCADA Enterprise System - (Regional Water Recycling Plant No. 5) (Budget is shared among all subprojects for EN13016)	4,131,171	-	On-Time	Project Acceptance	
Totals			7,311,295	3,540,851			
Carbon Canyon Wastewater Regional Facility (CCWRF)							
No.	Project ID	Project Title	Total Expenditures thru 3/27/2019 (\$)	Total Project Budget (\$)	Project Schedule Performance	Status	Schedule Recovery Plan
6		N/A	-	-			
Totals			-	-			

Chino Desalter Authority (CDA)							
No.	Project ID	Project Title	Total Expenditures thru 3/27/2019 (\$)	Total Project Budget (\$)	Project Schedule Performance	Status	Schedule Recovery Plan
7	EN16021	TCE Plume Cleanup	12,758,673	17,294,171	Recovery in Progress	Design	There are currently issues concerning property acquisition that will affect the project timeline, but the deadlines established in the Cleanup and Abatement Order were extended by the Regional Board to accommodate the delays. The project will be baselined once the well property is acquired and accurate schedules can be determined.
Totals			12,758,673	17,294,171			
Collections							
No.	Project ID	Project Title	Total Expenditures thru 3/27/2019 (\$)	Total Project Budget (\$)	Project Schedule Performance	Status	Schedule Recovery Plan
8	EN19014	NRWS Manhole Upgrade	3,864	200,000	Recovery in Progress	Project Evaluation	Engineering and Collections Staff are collecting information to prepare a comprehensive scope of work for next fiscal year. The project will be re-baselined once a general contractor is aboard.
9	EN19027	NRW Pipeline Relining Along Cucamonga Creek	14,407	2,395,000	Recovery in Progress	Consultant Contract	The addition of scope from another project on the indicated alignment has been added. The project schedule may be recovered as the project progresses into the design phase as staff will become more informed of the timeline from the design engineer to produce the deliverables.
10	EN19021	San Bernardino Lift Station Facility Improvements	463	600,000	On-Time	Consultant Contract	
11	EN19025	Montclair and San Bernardino Force Main Cleanout Vaults	76,492	1,250,000	Recovery in Progress	Pre-Design	This project is being designed concurrently with EN23002 and is delayed due to the proposed pipeline alignment discussions with the City of Ontario which took longer than anticipated on EN23002. Recovery is not possible. The project will need to be re-baselined further in the design phase to capture the delayed time in coordinating with the City of Ontario
12	EN23002	Philadelphia Lift Station Force Main Improvements	271,424	6,000,000	Recovery in Progress	Pre-Design	This project is being designed concurrently with EN19025. The discussions and review of the proposed pipeline alignment with the City of Ontario took longer than anticipated. Recovery is not possible. The project will need to be re-baselined further in the design phase to capture the delayed time in coordinating with the City of Ontario.
13	EN22002	Non-Reclaimable Wastewater East End Flowmeter Replacement	283,829	1,986,985	Recovery in Progress	Design	The location of the new meter vault was not decided until entering the project design. Coordination with Southern California Edison and Frontier for utility relocations was not planned in the original schedule. The project will be re-baselined once the contract is awarded.
14	EN19015	Collection System Upgrades 18/19	114,720	750,000	On-Time	Construction	
15	EN18057	NRW Manhole Cover Removal	55,368	170,000	On-Time	Project Acceptance	
Totals			820,565	13,351,985			
Headquarters							
No.	Project ID	Project Title	Total Expenditures thru 3/27/2019 (\$)	Total Project Budget (\$)	Project Schedule Performance	Status	Schedule Recovery Plan
22	EN19038	HR Exit Door	8,316	75,000	On-Time	Construction	
23	EN19036	HQ Paving Safety Improvements	67,965	70,000	On-Time	Project Acceptance	
24	EN19042	HQ-B 2in Potable Water Leak	-	10,000	On-Time	Construction	
Totals			76,282	155,000			
IERCF							
No.	Project ID	Project Title	Total Expenditures thru 3/27/2019 (\$)	Total Project Budget (\$)	Project Schedule Performance	Status	Schedule Recovery Plan
25	RA19002	IERCF Trommel Screen Improvements	415,468	1,600,000	On-Time	Design	
Totals			415,468	1,600,000			

Groundwater Recharge							
No.	Project ID	Project Title	Total Expenditures thru 3/27/2019 (\$)	Total Project Budget (\$)	Project Schedule Performance	Status	Schedule Recovery Plan
16	RW15003.06	Wineville/Jurupa/Force Main Improvements (Budget is shared among all subprojects for RW15003)	1,003,581	-	Recovery in Progress	Design	Staff is working with Army Corps of Engineers (USACE) to expedite their final review efforts. The Corps is requesting an additional two months to complete their review and approval process. Staff will continue to push for an earlier completion. The project stakeholders will be informed of the delay.
17	RW15004	Lower Day Basin Improvements (RMPU PID 12)	517,074	4,008,000	Behind Schedule	Design	Staff is working with Army Corps of Engineers (USACE) to expedite their final review efforts. The Corps is requesting an additional 2 months to complete their review and approval process. Staff will continue to push for an earlier completion. The project stakeholders will be informed of the delay.
18	RW15003.03	Montclair Basin Improvements (Budget is shared among all subprojects for RW15003)	211,928	-	Recovery in Progress	Design	The delay is due to the prolonged permit review with Army Corps of Engineers (USACE). The Corps requested an additional final review which will extend the permit and design phases. Staff is working with the Corps to negotiate a reasonable turn-around to their permit review. Currently, the Corps' review has pushed beyond March. Staff will continue working with the Corps to seek final comments.
19	RW15003.05	RP-3 Basin Improvements (Budget is shared among all subprojects for RW15003)	367,254	-	On-Time	Construction	
20	RW15003.02	Victoria Basin Improvements (Budget is shared among all subprojects for RW15003)	248,049	-	On-Time	Project Acceptance	
21	EN13001	San Sevaime Basin Improvements	5,951,930	6,460,001	On-Time	Project Acceptance	
Totals			8,299,817	10,468,001			

Regional Water Recycling Plant No. 1 (RP-1)							
No.	Project ID	Project Title	Total Expenditures thru 3/27/2019 (\$)	Total Project Budget (\$)	Project Schedule Performance	Status	Schedule Recovery Plan
26	EN15012.01	RP-1 Plant No. 2 Effluent Conveyance Improvements (Budget is shared among all subprojects for EN15012)	233,442	-	On-Time	Bid and Award	
27	EN11039	RP-1 Disinfection Pump Improvements	990,893	6,896,858	On-Time	Design	
28	EN17044	RP-1 12 kV Switchgear and Generator Control Upgrades	635,996	5,870,248	Recovery in Progress	Design	Due to delays in the Southern California Edison (SCE) information and network drawings from vendor, the project will be pushed out. The project will be re-baselined will be supplied when all the information is available.
29	EN17082	RP-1 Mechanical Restoration and Upgrades	685,585	7,945,844	Recovery in Progress	Design	A construction contract will be awarded in July 2019 and is scheduled on the board tracker. The schedule will be re-baselined during construction contract award.
30	EN18006	RP-1 Flare Improvements	644,477	5,564,918	Recovery in Progress	Design	After completing the pre-design phase, major design activities were pushed out by more than 11 months for further internal evaluation, additional scope, and flare preselection in coordination with the RP-5 Expansion Project. The project will be re-baselined after receiving the bids.
31	EN24001	RP-1 Liquid Treatment Capacity Recovery	3,978,637	182,050,000	On-Time	Design	
32	EN24002	RP-1 Solids Treatment Expansion	1,166,941	48,050,000	On-Time	Design	
33	EN14019	RP-1 Headworks Primary and Secondary Upgrades	8,072,733	9,750,000	Recovery in Progress	Construction	Additional days were negotiated with the contractor as a non-compensable change order due to the procurement of the motor control center. The project has remained in budget and is set to complete in April 2019.
34	EN14042	1158 Recycled Water Pump Station Upgrades	1,399,501	7,900,000	On-Time	Construction	
35	EN15012	RP-1 Primary Effluent Conveyance Improvements (Budget is shared among all subprojects for EN15012)	5,338,053	6,692,610	On-Time	Construction	
36	EN17042	Digester 6 and 7 Roof Repairs	1,731,055	4,868,387	On-Time	Construction	
37	EN17045	RP-1 Filter Valve Replacement	66,630	890,000	On-Time	Construction	
38	EN18039	Agency-Wide Light Pole Replacements and Upgrades	258,208	342,210	On-Time	Construction	
39	EN19037	RP-1 PRB and MCC Building Roof and Skylight Replacement	240,746	500,000	On-Time	Construction	
40	EN18042	RP-1 Civil Restoration and Upgrades	152,500	810,000	On-Time	Construction	

Regional Water Recycling Plant No. 1 (RP-1) (Cont.)

No.	Project ID	Project Title	Total Expenditures thru 3/27/2019 (\$)	Total Project Budget (\$)	Project Schedule Performance	Status	Schedule Recovery Plan
41	EN19034	RP-1 Operations Building Paving Project	7,629	170,000	On-Time	Construction	
42	EN13048	RP-1 Power System Upgrades	1,119,199	1,599,000	Behind Schedule	Project Acceptance	The lead time to manufacture the major electrical components was slightly longer than anticipated in the baseline schedule which caused a two-week delay to the scheduled project completion. In addition, the work had to be rescheduled to a weekend in order to avoid having on-site power generators while the nearby school is in session. This has caused an additional two-week delay. A non-compensable time extension was issued. The project is near completion as of this update. There is no current recovery.
Totals			26,722,222	289,900,075			

Regional Water Recycling Plant No. 2 (RP-2)

No.	Project ID	Project Title	Total Expenditures thru 3/27/2019 (\$)	Total Project Budget (\$)	Project Schedule Performance	Status	Schedule Recovery Plan
43	N/A		-	-			
Totals			-	-			

Regional Water Recycling Plant No. 4 (RP-4)

No.	Project ID	Project Title	Total Expenditures thru 3/27/2019 (\$)	Total Project Budget (\$)	Project Schedule Performance	Status	Schedule Recovery Plan
44	EN19010	RP-4 Influent Screen Replacement	28,184	3,040,000	Behind Schedule	Project Evaluation	The evaluation of the screening technology took longer than expected. This project was included in the coarse screen equipment preselection which included RP-5 and CCWRF. Recovery is not possible. The project will need to be re-baselined to capture the duration of the equipment preselection activity.
45	EN17043	RP4 Primary Clarifier Rehab	343,677	7,681,542	On-Time	Design	
46	EN17110	RP-4 Process Improvements (Budget is shared among all subprojects for EN17110)	5,567,587	20,962,396	On-Time	Design	
47	EN19029	RP-4 Outfall Pipeline Air Relief/Blow-Off Replacements	103,050	945,000	On-Time	Bid and Award	
48	EN17110.01	RP-4 Trident Filters Rehabilitation and Replacement (Budget is shared among all subprojects for EN17110)	4,563,011	-	On-Time	Project Acceptance	
Totals			10,605,509	32,628,938			

Regional Water Recycling Plant No. 5 (RP-5)

No.	Project ID	Project Title	Total Expenditures thru 3/27/2019 (\$)	Total Project Budget (\$)	Project Schedule Performance	Status	Schedule Recovery Plan
49	EN19001	RP-5 Expansion to 30 mgd	8,404,250	175,000,000	On-Time	Design	
50	EN19006	RP-5 Biosolids Facility	6,921,119	165,000,000	On-Time	Design	
51	EN14043	RP-5 Recycled Water Pipeline Bottleneck	624,904	3,137,169	On-Time	Construction	
52	PA17006.02	Agency-Wide Aeration (Budget is shared among all subprojects for PA17006)	3,296,101	-	Behind Schedule	Project Acceptance	The project has transitioned from construction to closeout. Recovery is not possible.
53	EN11031	RP-5 Flow Equalization and Effluent Monitoring	2,133,124	3,397,200	On-Time	Project Acceptance	
Totals			21,379,498	346,534,369			

Recycled Water							
No.	Project ID	Project Title	Total Expenditures thru 3/27/2019 (\$)	Total Project Budget (\$)	Project Schedule Performance	Status	Schedule Recovery Plan
54	EN15002	1158 Reservoir Site Cleanup	40,126	1,215,000	Recovery in Progress	Project Evaluation	Based on the Facility Investigation Report, the area around the west 1158 Reservoir will require soil remediation. The project will be re-baselined when the scope of work is verified and confirmed by the Department of Toxic Substances Control.
55	EN17041	Orchard Recycled Water Turnout Improvements	111,356	430,910	Recovery in Progress	Design	The Army Corps of Engineers (USACE) reviewed the plans and specifications and has requested a resubmittal. This will require re-design work to address all the USACE's comments and requests. The project schedule will be re-baselined once the project is awarded and the contractor's schedule is received.
56	WR15021	Napa Lateral	1,171,107	6,967,717	Recovery in Progress	Design	The project delays are caused by the additional time needed to provide the double offset valves which have long lead items that must meet all SRF loan requirements. The project will be re-baselined after the final delivery date is established by the contractor and his vendor.
57	EN17049	Baseline RWPL Extension	551,883	6,702,000	On-Time	Construction	
58	RW19002	CBWM Pomona Extensometer Construction	996,366	1,463,581	On-Time	Construction	
Totals			2,870,840	16,779,208			
Overall Totals			91,260,169	732,252,598			

Attachment C

FY18/19 Emergency Projects									
Project ID	Contractor	Task Order Description (Details of Circumstance and Cause of the Emergency)	Location	TO #	Original Not-to-Exceed /Estimate	Actual Cost thru 2/28/2019	Date of Award	Status	
Agency Wide									
1	EN19019.07	W.A. Rasic Construction	21" VCP Pipeline Break - Airport Sewer Repair	Agencywide	TO-0007	41,200	54,305	11/15/2018	Complete
2	EN19042.00	W.A. Rasic Construction	HQ-B 2in Potable Water Leak	Agencywide	TO-0010	10,000	0	2/27/2019	Active
3	EN19019.12	TBD	El Prado Manhole Adjustment	Agencywide	TBD	35,000	0	3/17/2019	Active
RP-1									
4	EN19019.02	W.A. Rasic Construction	RP-1 6 Inch Potable Water Leak	RP-1	TO-0001	8,900	11,981	8/23/2018	Complete
5	EN19017.01	W.A. Rasic Construction	RP-1 Utility Water Leak	RP-1	TO-0002	3,757	2,831	9/12/2018	Complete
6	EN19019.09	W.A. Rasic Construction	RP-1 UW Leak	RP-1	TO-0008	8,988	26,131	12/6/2018	Complete
7	EN19019.10	TBD	RP-1 Digester Gas Leak Repair	RP-1	TBD	200,000	1,272	2/28/2019	Active
8	EN19019.11	TBD	TP-1 Bleach Distribution System Replacement	RP-1	TBD	160,000	2,560	3/20/2019	Active
RP-2									
9	EN19019.01	Genesis	RP-2 Dewatering of Decommissioned Structures	RP-2	TO-0001	12,325	17,187	8/7/2018	Complete
10	EN19019.04	Ferriera Construction	RP-2 Dewatering of Decommissioned Structures	RP-2	TO-0001	31,535	49,524	8/30/2018	Complete
11	EN19019.05	Ferriera Construction	RP-2 Dewatering of Decommissioned Structures	RP-2	TO-0003	500,000	492,884	8/30/2018	Complete
12	EN19017.02	Ferriera Construction	RP-2 Utility Water Leak	RP-2	TO-0004	3,900	6,001	9/27/2018	Complete
13	EN19019.06	W. A. Rasic Construction	RP-2 Screw Conveyor Liner Replacement	RP-2	TO-0005	4,488	13,025	10/31/2018	Complete
RP-5									
14	EN19019.03	W.A. Rasic Construction	RP-5 6" Fire Water Leak	RP-5	TO-0002	7,400	10,474	8/31/2018	Complete
GWR									
15	N/A	JCE Equipment Inc.,	Brooks Basin Infiltration Restoration	Brooks Basin Montclair	10300-161203-410000-521080	274,058	299,039	9/4/2018	Active
Recycled Water									
16	EN19017.03	W.A. Rasic Construction	RW Pipeline Leak on Pine Avenue	RW	TO-0003	34,600	49,104	10/5/2018	Complete
17	EN19017.04	Ferreira Construction	1630 East Pipeline Segment A Blow Off Leak	RW	TO-0005	28,879	24,658	10/24/2018	Complete
18	EN19017.05	W.A. Rasic Construction	RW Blow Off - Chino Ave. East of Ontario	RW	TO-0004	22,000	21,455	10/19/2018	Complete
NRWS									
19	EN19019.08	W.A. Rasic Construction	CM-005 Manhole Frame/Cover Replacement	NRWS	TO-0006	20,000	11,522	11/15/2018	Complete
					Totals	1,407,030	1,093,953		

General Manager's Report

April 17, 2019

Page 15 of 15

March 2019 Emergency Projects						
Contractor	Task Order Description	Details of the Circumstances/Cause of Emergency	Scope of Repair	Location	Date of Call Out	Not-to-Exceed /Estimate
TBD	TP-1 Bleach Distribution System Replacement	Bleach lines failed	Place above grade PVC with bleach lines from bleach tanks to unit processes.	TP-1	3/20/2019	160,000
TBD	El Prado Manhole Adjustment	Prado Pump Station failed, which caused the upstream man hole to overflow	Place locking cover and restrained collar on existing upstream manhole.	El Prado Park	3/17/2019	35,000
TBD	HQ Potable Water Leak	Underground 2" potable water pipe broke outside of the Headquarters B Building.	Repair 2" potable water pipe.	HQ	2/26/2019	10,000
					Total	205,000