

## FY 2018/19 Accomplishments

- Conditionally awarded \$206.9 million of Proposition 1 Funding for the Chino Basin Conjunctive Use Environmental Water Storage/Exchange Program. Evaluation of the project is ongoing.
- Awarded Wastewater Project of the Year from the American Society of Civil Engineers for construction of a new water quality laboratory at the Agency's headquarters and successfully transitioned staff to the new facility.
- Held groundbreaking for Village of Heritage Recycled Water Project funded in part by the State Water Resources Control Board.

## FYs 2019/20 and 2020/21 Budget Priorities

- Sustainable cost containment including succession planning and operations and maintenance expenses.
- Upkeep of Agency assets with a continued transition from "corrective" to "predictive and preventative" maintenance.
- Begin construction of RP-5 Expansion project.

## Adopted Rates

Rate	Units	FY 2019/20	FY 2020/21 <sup>A</sup>
<b>Wastewater:</b>			
Volumetric	Monthly EDU <sup>1</sup>	\$20.00	\$20.60
Connection Fees	EDU	\$6,955	\$7,164
<b>Recycled Water:</b>			
Direct Sales	AF <sup>2</sup>	\$490	\$505
Recharge Surcharge	AF	\$60	\$60
<b>Imported Water:</b>			
Tier 1 Sales	AF	\$731 <sup>B</sup>	\$755 <sup>B</sup>
		\$755 <sup>C</sup>	\$781 <sup>C</sup>
<b>Water Connection Fee</b>			
	MEU <sup>3</sup>	\$1,684	\$1,735

- EDU—Equivalent Dwelling Unit
- AF—Acre Foot
- MEU—Meter Equivalent Unit

- Subject to approval
- Effective July 1st through December 31st of the fiscal year
- Effective January 1st through June 30th of the fiscal year

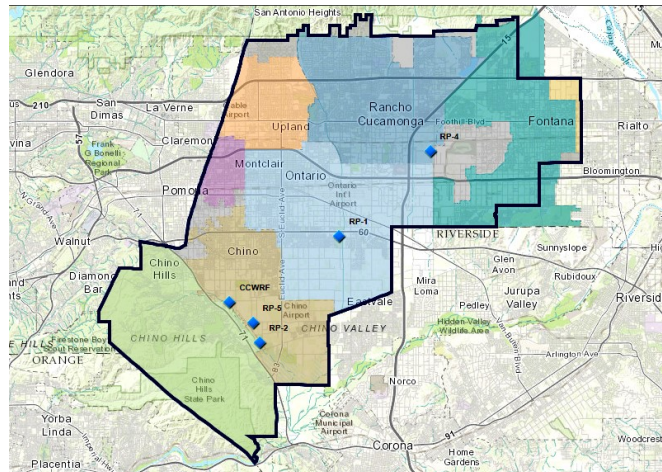
## IEUA Structure

IEUA is led by a Board of Directors elected to represent the five service sectors in its service area. The Agency has five divisions, led by executive management who oversee fifteen department managers that directly manage operations.

BOARD OF DIRECTORS	
Paul Hofer	President
Jasmin A. Hall	Vice President
Kati Parker	Secretary/Treasurer
Michael Camacho	Director
Steven J. Elie	Director
EXECUTIVE STAFF	
Shivaji Deshmukh	General Manager
Kathy Besser	Executive Manager - External Affairs & Policy Development/ AGM
Randy Lee	Executive Manager - Operations/ AGM
Shaun Stone	Acting Executive Manager - Engineering / AGM
Christina Valencia	Executive Manager of Finance & Administration/ AGM
Jean Cihigoyencthe	General Counsel

## IEUA Service Area Profile

IEUA distributes imported water, provides industrial/municipal wastewater collection and treatment services, and other related utility services to more than 875,000 people in 242-square miles through its contracting and member agencies: Chino, Chino Hills, Cucamonga Valley Water District, Fontana, Fontana Water Company, Montclair, Monte Vista Water District, Ontario, and Upland.



## FYs 2019/20 and 2020/21 Biennial Budget In Brief

### Mission

Inland Empire Utilities Agency is committed to meeting the needs of the region by providing essential services in a regionally planned and cost effective manner while safeguarding public health, promoting economic development, and protecting the environment.

Key areas of service:

- Securing and supplying imported water;
- Collecting and treating wastewater;
- Producing high-quality renewable products such as recycled water, compost, and energy;
- Promoting sustainable use of groundwater and development of local water supplies.

### Vision

To become a world class leader in water management and environmental stewardship, including water quality, water-use efficiency, recycled water, and renewable energy, in order to enhance and preserve the quality of life throughout the region.

## IEUA Business Goals

The IEUA Board and management have committed to six broad policy goals designed to move the Agency forward in executing its *mission* and attaining its *vision*:

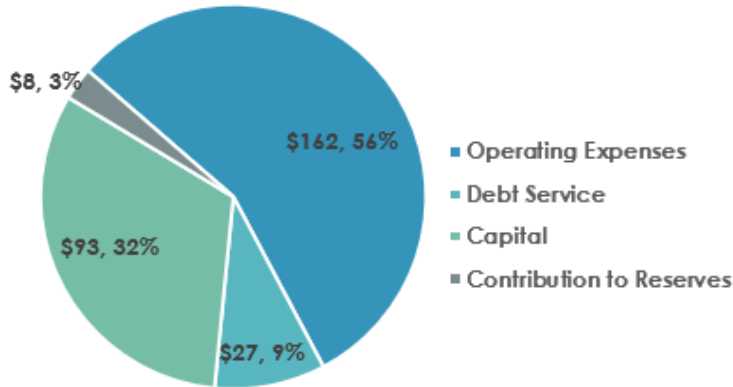
- Fiscal Responsibility
- Workplace Environment
- Business Practices
- Water Reliability
- Wastewater Management
- Environmental Stewardship

6075 Kimball Avenue  
Chino, CA 91708  
(909) 993-1600 Fax: (909) 993-1983  
www.ieua.org

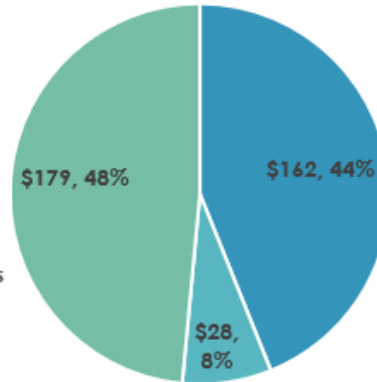


## FYs 2019/20 and 2020/21 Biennial Budget

**FY 2019/20**  
**\$290 Million**



**FY 2020/21**  
**\$369 Million**



Total budget for FY 2019/20 is \$290 million, a \$14 million increase from the FY 2018/19 amended budget of \$276 million. The increase can be attributed to a higher capital improvement plan (CIP) budget of \$93 million, higher debt service costs of \$27 million, and an \$8 million contribution to reserves. Total budget for FY 2020/21 is \$369 million, or \$87 million higher than FY 2019/20. The increase is due to anticipated higher capital project costs.

### Total Revenues and Other Funding Sources

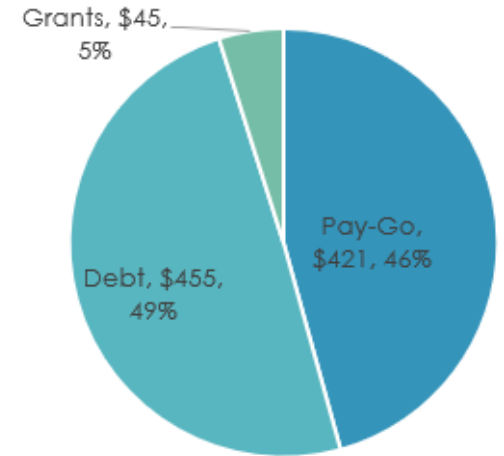
(\$ Millions)	FY 2019/20	FY 2020/21
Operating Revenues	\$150	\$155.5
Connection Fees	36	36.7
Property Tax	52	53.9
Grants & Loans	32	105.6
Other Revenues*	19	17.2
<b>Total Funding Sources</b>	<b>\$290</b>	<b>\$369</b>

\*Other revenues include: contract cost reimbursements from Chino Basin Desalter Authority, Inland Empire Regional Composting Authority, and Chino Basin Watermaster; interest revenues; and lease revenues.

The FY 2019/20 total revenues and other funding sources of \$290 million reflect an increase of \$16 million, or six percent, over the FY 2018/19 amended budget of \$274 million. The FY 2020/21 total revenues and other funding sources of \$369 million reflect an increase of \$79 million over the FY 2019/20 adopted budget. This increase can be attributed to higher State Revolving Fund loan and grant proceeds associated with capital project spending.

## Capital Improvement Plan

The FYs 2019/20—2028/29 Ten Year Capital Improvement Plan (TYCIP) includes capital investment of \$921 million for capital projects. Included in the TYCIP is \$93 million for FY 2019/20 and \$179 million for FY 2020/21, including investment into the Inland Empire Regional Composting Authority. The TYCIP IS funded by pay-go, debt proceeds from State Revolving Fund loans and bonds, grants, and contributions.



### Capital Projects by Fund (\$ Millions)

Program	FY 2019/20	FY 2020/21
Regional Wastewater Capital	\$25	\$103
Regional Wastewater Operations & Maintenance	26	21
Recycled Water	19	24
Administrative Services	2	1
Recharge Water	5	13
Non-Reclaimable Wastewater	10	14
Water Resources	6	3
<b>Total</b>	<b>\$93</b>	<b>\$179</b>

### Major Capital Projects Planned Over the Next 10 Years (Millions)

•RP-5 Expansion	\$305
•Recycled Water Intertie Connections	111
•RP-1 Liquid Treatment Capacity Recovery	64
•CCWRF Assets Management and Improvements	24
•RP-1 Advanced Water Treatment Facility	20

