



## **Special Regional Sewerage Program Policy Committee Meeting**

### **AGENDA**

**Thursday, April 4, 2019  
4:00 p.m.**

#### **Location**

Inland Empire Regional Composting Facility  
Conference Room  
12645 6<sup>th</sup> Street  
Rancho Cucamonga, CA 91739

---

#### **Call to Order and Roll Call**

#### **Pledge of Allegiance**

#### **Public Comment**

#### **Changes/Additions/Deletions to the Agenda**

##### **1. Technical Committee Report (*Oral*)**

##### **2. Action Item**

A. Meeting Minutes for March 7, 2019

##### **3. Informational Items**

- A. Ten Year Capital Improvement Plan Update
- B. Sewer System Management Plan
- C. Legislative Update

##### **4. Receive and File**

A. Recycled Water Distribution – Operations Summary

##### **5. Other Business**

- A. IEUA General Manager's Update
- B. Committee Member Requested Agenda Items for Next Meeting
- C. Committee Member Comments
- D. Next Meeting – May 2, 2019

##### **6. Adjournment**

### **DECLARATION OF POSTING**

---

I, Laura Mantilla, Executive Assistant of the Inland Empire Utilities Agency, A Municipal Water District, hereby certify that a copy of this agenda has been posted to the IEUA Website at [www.ieua.org](http://www.ieua.org) and posted in the foyer at the Agency's main office at 6075 Kimball Avenue, Building A, Chino, CA, on Thursday, March 28, 2019.



Laura Mantilla

**ACTION ITEM**

**2A**



## Regional Sewerage Program Policy Committee Meeting

### MINUTES OF MARCH 7, 2019 MEETING

#### **CALL TO ORDER**

A meeting of the IEUA/Regional Sewerage Program – Policy Committee was held on Thursday, March 7, 2019, at the Inland Empire Utilities Agency located at 6075 Kimball Avenue, California. Chairwoman Trisha Martinez, City of Montclair, called the meeting to order at 4:02 p.m.

#### **ATTENDANCE**

##### **Committee Members:**

Eunice Ulloa	City of Chino
Peter Rogers	City of Chino Hills
Kathy Tiegs	Cucamonga Valley Water District
Jesse Armendarez	City of Fontana
Trisha Martinez	City of Montclair
Jim Bowman	City of Ontario
Debbie Stone	City of Upland
Kati Parker	Inland Empire Utilities Agency

##### **Others Present:**

Dave Crosley	City of Chino
Amanda Coker	City of Chino
Eduardo Espinoza	Cucamonga Valley Water District
Chuck Hays	City of Fontana
May Atencio	City of Fontana
Noel Castillo	City of Montclair
Katie Gienger	City of Ontario
Courtney Jones	City of Ontario
Mike Harty	Kearns & West Team
Mike Rudinica	Kearns & West Team
Chris Berch	Inland Empire Utilities Agency
Kathy Besser	Inland Empire Utilities Agency
Christina Valencia	Inland Empire Utilities Agency
Andy Campbell	Inland Empire Utilities Agency
Ken Monfore	Inland Empire Utilities Agency

**Others Present (continued):**

Craig Proctor	Inland Empire Utilities Agency
Ken Tam	Inland Empire Utilities Agency
Laura Mantilla	Inland Empire Utilities Agency

**PLEDGE OF ALLEGIANCE**

Kathy Tieg/CVWD led those present in the pledge of allegiance to the flag. A quorum was present.

**PUBLIC COMMENTS**

There were no public comments.

**ADDITIONS/CHANGES TO THE AGENDA**

There were no additions or changes to the agenda.

**1. TECHNICAL COMMITTEE REPORT**

Noel Castillo/City of Montclair stated that the February 28 meeting was cancelled and there was nothing to report.

**2. ACTION ITEMS****A. APPROVAL OF THE MINUTES OF THE FEBRUARY 7, 2019 POLICY COMMITTEE MEETING**

**Motion:** By Jim Bowman/City of Ontario and seconded by Peter Rogers/City of Chino Hills to approve the minutes of the February 7, 2019 Regional Policy Committee meeting.

**Motion carried:** Unanimously.

**B. REGIONAL CONTRACT NEGOTIATIONS UPDATE**

Mike Harty/Kearns & West provided a summary of the activities, progress, and the workplan for 2019. He stated that 21 topics were identified and discussed the progress and percent complete. Mr. Harty stated there is nothing identified with real substantial disagreement. He reviewed the issues to be addressed in March to June and the issues that are being deferred until the new IEUA GM is in place. Mr. Harty explained the concept of the draft term sheets and stated the negotiations are ahead of schedule. Discussion ensued on the recycled water negotiation topic.

Mr. Castillo informed the Committee that the contract with Kearns & West is expected to be fully expended and expires in June. A recommendation will be coming to the Committee for consideration. Chairwoman Martinez thanked the Agencies for making progress and working together.

**3. INFORMATIONAL ITEMS****A. LEGISLATIVE UPDATE**

Kathy Besser/IEUA stated more than 2,700 bills were introduced. Ms. Besser gave an overview on the following bills: Safe Drinking Water Tax and the Income Tax Exemption for Water Rebates. Ms. Besser informed the Committee that Metropolitan Water District is increasing turf rebates

from \$1.00 to \$2.00 per square foot effective April 1 and is increasing the amount of lawn from 1,500 to 5,000 square feet for residential. Kati Parker/IEUA asked if IEUA is matching \$1.00 or \$0.50 for everyone. Chris Berch/IEUA stated he will verify and will send an update to the Committee.

**B. GROUNDWATER RECHARGE UPDATE**

Andy Campbell/IEUA gave a presentation on groundwater recharge. He reported that in February we captured 3,800 AF of stormwater. He stated that for this fiscal year, we captured over 9,500 AF of stormwater, which was more than fiscal year 2017/18 at 4,493 AF. Mr. Campbell pointed out that the following basins are full: 8<sup>th</sup> Street Basin (Upland), Brooks Basin (Montclair), Victoria Basin (Rancho Cucamonga), Banana Basin (Fontana), San Sevaine Basin 5 (Rancho Cucamonga), Turner 8 Basin (Ontario), and Etiwanda Debris Basin (Rancho Cucamonga).

**4. RECEIVE AND FILE**

**A. BUILDING ACTIVITY REPORT**

The Building Activity Report for December 2018 was received and filed by the Committee.

**B. RECYCLED WATER DISTRIBUTION – OPERATIONS SUMMARY**

The Recycled Water Distribution Operations Summary for January 2019 was received and filed by the Committee.

**5. OTHER BUSINESS**

**A. IEUA INTERIM GENERAL MANAGER'S UPDATE**

Mr. Berch gave the following updates on behalf of Kirby Brill

- Rate Study – A second meeting with the Finance Directors from IEUA's water and wastewater member agencies was held on February 12. The first stake holder workshop with Carollo Engineers was held today and was attended by BIA as well.
- Policy Committee Meeting in April – The presentation of the Ten-Year Capital Improvement Plan will be presented at the next meeting and IEUA plans to do an optional tour of RP-4. The meeting will be held at the Regional Composting Authority (IERCA), which is adjacent to RP-4.

**B. COMMITTEE MEMBER REQUESTED AGENDA ITEMS FOR NEXT MEETING**

None.

**C. COMMITTEE MEMBER COMMENTS**

- Ms. Tiegs thanked the Technical Committee for the dialogue on the Regional Contract negotiations.
- Chairwoman Martinez thanked Mr. Berch for his presentation on IEUA to Montclair City Council and thanked Ms. Parker for attending the meeting as well.

**D. NEXT MEETING – APRIL 4, 2019 AT IERCA**

**6. ADJOURNMENT**

The meeting was adjourned at 4:53 p.m. in memory of Bill Kruger, former Mayor of the City of Chino Hills.

Transcribed by:

---

Laura Mantilla, Executive Assistant

**INFORMATION  
ITEM**

**3A**





---

Date: March 28, 2019/April 4, 2019  
To: Regional Sewerage Committees  
From: Inland Empire Utilities Agency 143  
Subject: Proposed Ten Year Capital Improvement Plan (TYCIP) Fiscal Years  
2019/20 – 2028/29

---

**RECOMMENDATION**

This is an information item for the Regional Committees to review.

**BACKGROUND**

The item was presented as an information item at the IEUA Board of Directors meeting on March 20, 2019.



**Date:** March 20, 2019

**To:** The Honorable Board of Directors

**From:** Kirby Brill, Interim General Manager

**Committee:** Finance & Administration

03/13/19

Engineering, Operations & Water Resources

03/13/19

**Executive Contact:** Christina Valencia, Executive Manager of Finance & Administration/AGM

**Subject:** Proposed Ten Year Capital Improvement Plan (TYCIP) Fiscal Years 2019/20-2028/29

---

**Executive Summary:**

Pursuant to the Regional Sewage Service Contract, an annual forecast of capital projects planned over the next ten years, the Ten Year Capital Improvement Plan (TYCIP), is submitted to the Regional Technical and Policy Committees and IEUA Board of Directors for approval. The proposed TYCIP of approximately \$924 million identifies projects planned for fiscal years (FYs) 2019/20 - 2028/29 along with respective budget and projected funding sources. Based on current and conservative assumptions, approximately 46% will be funded on a pay-go basis, 49% with new debt issuance, and the remaining balance with grant proceeds.

As one of the Agency's long-term planning documents, the TYCIP is instrumental in identifying necessary improvements and expansion of existing facilities, major asset replacement and rehabilitation (R&R), and major capital equipment purchases to meet current and future service demands. Capital projects in the Regional Wastewater and Recycled Water programs account for nearly 90% of the \$924 million, with about 70%, or \$635 million, scheduled within the first 5 years (FYs 2020-2024). Major projects in the proposed TYCIP include: Regional Water Recycling Facility No. 5 (RP-5) Expansion, RP-1 Rehabilitation and Improvement, recycled water intertie connections to the City of Pomona and Jurupa Community Services District, and rehabilitation and repair of critical assets including the Philadelphia Lift Station.

---

**Staff's Recommendation:**

This is an informational item.

---

**Budget Impact** Budgeted (Y/N): N Amendment (Y/N): N Amount for Requested Approval:

Account/Project Name:

**Fiscal Impact** (explain if not budgeted):

None.

**Prior Board Action:**

On June 20, 2018, the IEUA Board of Directors adopted the FY 2018/19 Budget Amendment to the FYs 2017/18 - 2026/27 TYCIP.

---

**Environmental Determination:**

Not Applicable

---

**Business Goal:**

The proposed TYCIP for FYs 2019/20 - 2028/29 is consistent with the IEUA Business Goals of Fiscal Responsibility, Water Reliability, Wastewater Management, Environmental Stewardship, and Business Practices.

---

**Attachments:**

Attachment 1 - Background  
Attachment 2 - List of Projects  
Attachment 3 - Powerpoint

## Background

---

Subject: Proposed Ten Year Capital Improvement Plan (TYCIP) for FYs 2019/20 – 2028/29

---

Presented is a preliminary overview of the Agency's proposed Ten Year Capital Improvement Plan for fiscal years (FYs) 2019/20 - 2028/29 (2020 TYCIP). The proposed 2020 TYCIP will be presented to the Regional Technical and Regional Policy Committees on March 28, 2019 and April 4, 2019, respectively.

### **FYs 2020 – 2029 Proposed Ten Year Capital Improvement Plan (2020 TYCIP)**

The purpose of the capital improvement plan is to catalog and schedule capital improvement projects over a multi-year period to effectively and efficiently meet the service needs of the region, comply with statutory requirements, and appropriately maintain Agency assets. Each year, pursuant to the Regional Sewage Service Contract (Regional Contract), member agencies provide a ten-year forecast of expected growth in their area. The member agencies forecast, presented to the Board of Directors on October 2018, estimated over 52,000 new connections over the next ten years, with approximately 60% of those new connections anticipated in the southern portion of the Agency's service area. The Agency prepares a ten-year forecast of capacity demands and identifies capital projects needed to meet the service demand from future growth. The TYCIP is updated annually and presented to the Regional Technical and Policy Committees for review and comment.

The rehabilitation, replacement, improvement, and expansion of the Agency's facilities continue to be the key drivers for the proposed FY 2020 TYCIP. These drivers are consistent with the Agency's long-term planning documents approved by the Board of Directors, among them:

- 2015 Wastewater Facilities Master Plan
- 2015 Recycled Water Program Strategy Update
- 2015 Energy Management Plan
- 2015 Regional Water Use Efficiency Business Plan
- 2016 Integrated Water Resources Plan

The proposed FY 2020 TYCIP of \$924 million is higher than the current 2019 TYCIP of \$715 million by approximately \$209 million. The primary drivers for the increase are the RP-1 Capacity Recovery project which is slated to begin construction in 2029, and the recycled water interties to the City of Pomona and Jurupa Community Services District (JCSD). Regional Capital projects in the Regional Wastewater and Recycled Water programs account for nearly 90% of the \$924 million, with about 80%, or \$635 million, scheduled within the first 5 years (FYs 2020-2024). The capital improvement plan includes both capital and operational and maintenance projects but only capital are shown by fund in Table 1 below.

**Table 1: Proposed TYCIP Projects by Fund**

Fund (\$Millions)	FY 2019/20	FY 2020/21	FY 2021/22	FY 2022/23	FY 2023/24	FY 2024/25 through FY 2028/29	TOTAL
<b>Wastewater Capital*</b>	\$25.3	\$102.6	\$125.7	\$66.3	\$36.0	\$158.6	<b>\$514.4</b>
<b>Wastewater Operations**</b>	28.8	22.7	10.9	8.1	3.9	31.8	<b>106.2</b>
<b>Recycled Water</b>	18.7	23.8	16.3	23.3	44.0	78.3	<b>204.4</b>
<b>Non-Reclaimable Wastewater</b>	8.9	14.0	0.6	0.7	0.8	5.7	<b>30.8</b>
<b>Water Resources</b>	3.0	7.8	6.1	3	8	0.0	<b>28.0</b>
<b>Recharge Water</b>	5.0	13.2	0.3	0.5	0.8	6.8	<b>26.5</b>
<b>Admin Services</b>	2.3	1.2	0.6	0.7	1.0	7.7	<b>13.6</b>
<b>Total</b>	<b>\$91.8</b>	<b>\$185.5</b>	<b>\$160.5</b>	<b>\$102.6</b>	<b>\$94.5</b>	<b>\$289.0</b>	<b>\$923.9</b>

\*Regional Wastewater Capital Improvement Fund

\*\*Regional Wastewater Operations & Maintenance Fund

+/- Total may not add due to rounding

The RP-1 Capacity Recovery project and improvements to the regional recycled water system are expected to increase the capital improvement plan to \$211 million by 2030. As summarized in Table 2, eight major capital projects account for nearly 68%, or \$896 million, of the \$1.3 billion million planned over the next 15 years.

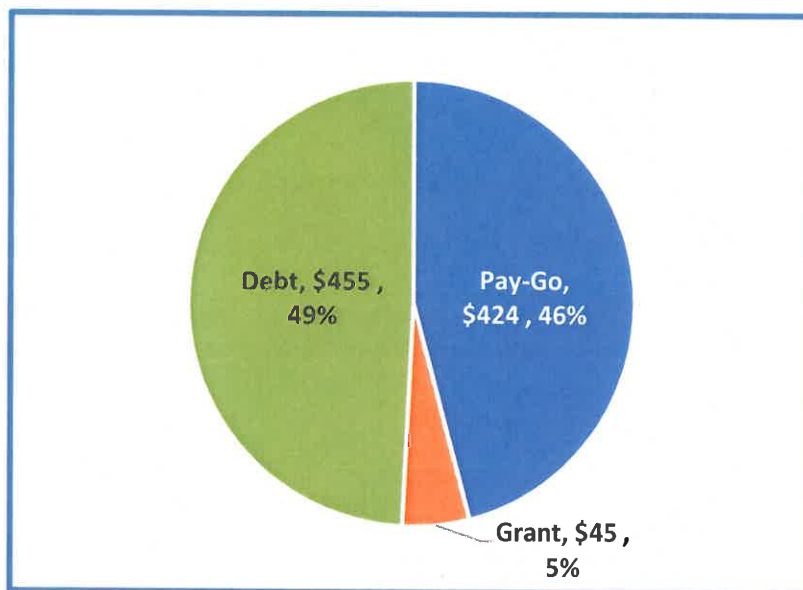
**Table 2: Major Capital Projects**

Description	FYs 2020-2029				TOTAL COST \$ Millions
	16/20	21/25	26/30	31/35	
RP-5 Solids Treatment Facility					\$ 162
RP-5 Expansion to 30 mgd					\$ 157
RP-4 Expansion					\$ 14
RP-1 Capacity Recovery					\$ 347
RP-1 Advanced Water Treatment					\$ 80
RP-4 Improvement					\$ 5
Intertie - Pomona & JCSD					\$ 112
Philadelphia Lift Station					\$ 19
<b>Total</b>					<b>\$ 896</b>

These major projects are needed to meet the anticipated growth in the Agency's service area, replacement and rehabilitation (R&R) of aging facilities and infrastructure, and sustainment of water quality in the region. Funding for these major projects is shared by the Regional Wastewater Capital Improvement (Wastewater Capital), the Regional Wastewater Operations & Maintenance (Wastewater Operations), Recycled Water (WC), and Non-Reclaimable Wastewater (NC) funds.

Based on current and conservative assumptions, the proposed TYCIP is funded on a pay-go basis, new debt, and grants as shown in Figure 1.

**Figure 1: Estimated Funding Sources  
(\$ Million)**




2019/20 TYCIP List of Projects												
Project No.	Name	19/20	20/21	21/22	22/23	23/24	24/25	25/26	26/27	27/28	28/29	10 Years
EN19006	RP-5 SHF	8,000,000	65,000,000	69,000,000	13,000,000	200,000	-	-	-	-	-	155,200,000
EN19001	RP-5 Expansion to 30 mgd	3,000,000	25,000,000	45,000,000	45,000,000	29,000,000	2,700,000	-	-	-	-	149,700,000
EN16060	RW Connections to City of Pomona	2,000,000	3,000,000	3,000,000	18,000,000	40,000,000	10,500,000	3,500,000	-	-	-	80,000,000
EN22006	RC Asset Management	-	-	3,000,000	3,000,000	3,000,000	8,400,000	9,800,000	11,000,000	12,500,000	15,000,000	65,700,000
EN24001	RP-1 Liquid Treatment Capacity Recovery	100,000	-	-	-	-	-	-	2,500,000	4,750,000	57,000,000	64,350,000
EN22009	WC Asset Management	-	-	500,000	1,000,000	2,000,000	3,000,000	5,000,000	7,000,000	8,900,000	11,000,000	38,400,000
EN16065	RW Connections to JCSD	1,000,000	18,500,000	11,800,000	-	-	-	-	-	-	-	31,300,000
EN17006	CCWRF Assets Management and Improvement	4,000,000	7,500,000	500,000	2,000,000	2,000,000	2,000,000	6,000,000	-	-	-	24,000,000
PL26001	RP-1 Advanced Water Treatment Facility	-	-	-	-	-	-	-	2,000,000	6,000,000	12,000,000	20,000,000
EN23002	Philadelphia Lift Station Force Main Imp	5,000,000	13,500,000	-	-	-	-	-	-	-	-	18,500,000
EN24002	RP-1 Solids Treatment Expansion	100,000	-	-	-	-	-	-	750,000	1,250,000	14,000,000	16,100,000
PL19005	Chino Basin Project	3,000,000	6,850,000	5,150,000	-	-	-	-	-	-	-	15,000,000
RW15003	Recharge Master Plan Update Projects	5,000,000	9,750,000	40,041	-	-	-	-	-	-	-	14,790,041
PL20001	SARCCUP Placeholder for Chino Basin Pipeline	-	1,000,000	1,000,000	3,000,000	8,000,000	-	-	-	-	-	13,000,000
EN26024	2025-2030 Recycled Water Projects	-	-	-	-	-	-	4,000,000	4,000,000	4,000,000	-	12,000,000
EN17082	RP-1 Mechanical Restoration and Upgrades	8,855,000	1,000,000	-	-	-	-	-	-	-	-	9,855,000
EN26023	1299 Pressure Zone Pipeline Capacity Upg	-	-	-	-	-	-	1,000,000	6,000,000	2,000,000	-	9,000,000
EN13016	SCADA Enterprise System	2,000,000	3,500,000	3,000,000	-	-	-	-	-	-	-	8,500,000
EN22008	GWR Asset Management	-	-	250,000	500,000	750,000	1,000,000	1,250,000	1,450,000	1,450,000	1,650,000	8,300,000
EN20057	RP-4 Process Improvements Phase II	-	-	1,000,000	5,300,000	2,000,000	-	-	-	-	-	8,300,000
EN11039	RP-1 Disinfection Pump Improvements	-	-	4,819,000	2,410,000	254,000	-	-	-	-	-	7,483,000
EN17043	RP4 Primary Clarifier Rehab	1,150,000	5,200,000	780,000	-	-	-	-	-	-	-	7,130,000
EN22010	GG Asset Management	-	-	150,000	300,000	600,000	800,000	1,000,000	1,200,000	1,400,000	1,600,000	7,050,000
EP21003	South Major Facilities Repair/Replacemen	-	636,540	655,636	675,305	695,564	716,431	737,924	760,062	782,864	806,350	6,466,676
EN09007	1630 E Pipeline Seg B & 1630 E Reservoir	-	-	-	-	-	-	1,000,000	2,400,000	3,000,000	-	6,400,000
EN17110	RP-4 Process Improvements	1,950,000	1,050,000	3,150,000	-	-	-	-	-	-	-	6,150,000
EN22005	RO Asset Management	-	-	400,000	500,000	600,000	700,000	800,000	900,000	1,000,000	1,100,000	6,000,000
EN22007	NRW Asset Management	-	-	400,000	500,000	600,000	700,000	800,000	900,000	1,000,000	1,100,000	6,000,000
EN20056	RSS Haven Avenue Repair & Replace from Airp	2,000,000	4,000,000	-	-	-	-	-	-	-	-	6,000,000
EN17049	Baseline RWPL Extension	5,730,000	-	-	-	-	-	-	-	-	-	5,730,000
EP21002	North Major Facilities Repair/Replacemen	-	600,000	600,000	600,000	600,000	600,000	600,000	600,000	600,000	600,000	5,400,000
EN17032	RP-4 Outfall Repair from Mission Blvd to	-	-	1,000,000	4,000,000	-	-	-	-	-	-	5,000,000
EN18006	RP-1 Flare Improvements	5,000,000	-	-	-	-	-	-	-	-	-	5,000,000
EN20015	Collection System Upgrades 19/20	500,000	500,000	500,000	500,000	500,000	500,000	500,000	500,000	500,000	500,000	5,000,000
EN14042	RP-1 1158 RWPS Upgrades	4,671,728	-	-	-	-	-	-	-	-	-	4,671,728
EN16011	Whispering Lakes Pump Station Rehab	-	-	-	-	-	4,500,000	-	-	-	-	4,500,000
EN17042	Digester 6 and 7 Roof Repairs	1,500,000	2,800,000	-	-	-	-	-	-	-	-	4,300,000
EN19025	Montclair and San Bernardino Force Main	1,050,000	3,000,000	-	-	-	-	-	-	-	-	4,050,000
PL19001	Purchase Existing Solar Installation	-	-	-	-	-	3,500,000	-	-	-	-	3,500,000
RW15004	Lower Day Basin RMPU Improvements	-	3,404,044	-	-	-	-	-	-	-	-	3,404,044
EN18025	RP-1 Secondary System Rehabilitation	-	1,200,000	1,000,000	1,000,000	-	-	-	-	-	-	3,200,000
EN19003	RP-1 Outfall Parallel Line	-	-	-	230,000	1,925,000	960,000	-	-	-	-	3,115,000
EN19010	RP-4 Influent Screen Replacement	2,850,000	-	-	-	-	-	-	-	-	-	2,850,000
EN15012	RP-1 Primary Effluent Conveyance Improve	2,660,000	-	-	-	-	-	-	-	-	-	2,660,000
EN19009	RP-1 Energy Recovery	1,000,000	1,500,000	-	-	-	-	-	-	-	-	2,500,000
EN22004	1158 East Reservoir Re-coating/painting	1,000,000	1,200,000	-	-	-	-	-	-	-	-	2,200,000
EN19027	NRW Pipeline Relining Along Cucamonga Cr	2,150,000	-	-	-	-	-	-	-	-	-	2,150,000
EN18036	CCWRF Asset Management and Improvement	2,086,500	15,000	-	-	-	-	-	-	-	-	2,101,500
EN20014	NRWS Manhole Upgrades - 19/20	200,000	200,000	200,000	200,000	200,000	200,000	200,000	200,000	200,000	200,000	2,000,000
EP20004	Agency Wide Vehicle Replacement	500,000	150,000	154,500	159,135	163,909	168,826	173,891	179,108	184,481	150,000	1,983,850
EN22002	NRW East End Flowmeter Replacement	1,600,000	50,000	-	-	-	-	-	-	-	-	1,650,000
WR15021	Napa Lateral	1,605,496	-	-	-	-	-	-	-	-	-	1,605,496
EN20051	RP-1 MCB and Old Lab Building Rehab	200,000	700,000	600,000	100,000	-	-	-	-	-	-	1,600,000
EP21004	North Major Facilities Repair/Replacemnt	-	150,000	154,500	159,135	163,909	168,826	173,891	179,108	184,481	190,015	1,523,865
EN19026	CCWRF 12KV Switchgear	-	-	1,500,000	-	-	-	-	-	-	-	1,500,000
PL17002	HQ Solar Photovoltaic Power Plants Ph. 2	-	-	-	300,000	1,100,000	-	-	-	-	-	1,400,000
EN21004	1158 West Reservoir Re-coating/painting	1,200,000	-	-	-	-	-	-	-	-	-	1,200,000
EN15002	1158 Reservoir Site Cleanup	100,000	1,000,000	-	-	-	-	-	-	-	-	1,100,000
EN24003	Wineville Basin Pipeline	-	-	-	-	-	-	1,000,000	-	-	-	1,000,000
EN18004	RP-1 IPS System Improvements	-	525,000	300,000	-	-	-	-	-	-	-	825,000
EN18037	CCWRF Asset Management and Improvement	770,000	15,000	-	-	-	-	-	-	-	-	785,000
EN20006	RP-1 Digester Mixing Upgrade	-	250,000	500,000	-	-	-	-	-	-	-	750,000
EP20005	GapVax Replacement	750,000	-	-	-	-	-	-	-	-	-	750,000
EN20041	RP-1 Tertiary Treatment FM-1 Bleach Mixing &	50,000	340,000	290,000	-	-	-	-	-	-	-	680,000
FM20005	Agency Wide HVAC Replacement	120,000	250,000	100,000	100,000	100,000	-	-	-	-	-	670,000
EN20046	RP-1 TP-1 Wash Water Basin Pumps Replacem	250,000	400,000	-	-	-	-	-	-	-	-	650,000
EP20003	South Major Facilities Repair/Replacemen	618,000	-	-	-	-	-	-	-	-	-	618,000
EN17045	RP-1 Filter Valve Replacement	600,000	-	-	-	-	-	-	-	-	-	600,000
EP20002	North Major Facilities Repair/Replacemen	600,000	-	-	-	-	-	-	-	-	-	600,000
EN20044	RP-1 Plant 3 Primary Cover Replacement	200,000	400,000	-	-	-	-	-	-	-	-	600,000
EN14043	RP-5 RW Pipeline Bottleneck	515,000	-	-	-	-	-	-	-	-	-	515,000
EN20021	Agency SCADA Integration with SAP	250,000	250,000	-	-	-	-	-	-	-	-	500,000
EN21002	Chino Creek Wetlands & Educational Park	500,000	-	-	-	-	-	-	-	-	-	500,000
EN26021	Regional Conveyance AMP	-	-	-	-	-	-	500,000	-	-	-	500,000
EN26022	RP-4 Tertiary Expansion	-	-	-	-	-	-	500,000	-	-	-	500,000
IS20003	BIZ Infrastructure Replacement Project	300,000	110,000	-	-	-	-	-	-	-	-	410,000
EN20040	Headquarters Campus Driveway Improvement	400,000	-	-	-	-	-	-	-	-	-	400,000
EN17041	Orchard Recycled Water Turnout Improve	350,000	-	-	-	-	-	-	-	-	-	350,000
EN20037	Agency Wide Chemical Containment Coating R	350,000	-	-	-	-	-	-	-	-	-	350,000
EN18042	RP-1 Civil Restoration and Upgrades	320,000	-	-	-	-	-	-	-	-	-	320,000
EN19021	San Bernardino Lift Station Facility Imp	-	300,000	-	-	-	-	-	-	-	-	300,000
EN19029	RP-4 Outfall Pipeline Air Relief/Blow-Of	245,000	-	-	-	-	-	-	-	-	-	245,000
EN26020	Lift Station AMP Projects	-	-	-	-	-	-	200,000	-	-	-	200,000

2019/20 TYCIP List of Projects												
Project No.	Name	19/20	20/21	21/22	22/23	23/24	24/25	25/26	26/27	27/28	28/29	10 Years
LB20001	ICPI Instrument	200,000	-	-	-	-	-	-	-	-	-	200,000
EN20045	RP-1 TP-1 Level Sensor Replacement	200,000	-	-	-	-	-	-	-	-	-	200,000
IS21006	Replace RP-1 Trailer	-	200,000	-	-	-	-	-	-	-	-	200,000
FM20004	HQ Door System Upgrades	180,000	-	-	-	-	-	-	-	-	-	180,000
EN20055	CCWRF Tertiary Panel Rebuild	170,000	-	-	-	-	-	-	-	-	-	170,000
EN20042	RP-1 Headworks Sump Pump Redundancy	75,000	75,000	-	-	-	-	-	-	-	-	150,000
IS20010	Control System Replacement Projects	150,000	-	-	-	-	-	-	-	-	-	150,000
EN17080	System Cathodic Protection Improvements	130,000	-	-	-	-	-	-	-	-	-	130,000
IS20005	WW Infrastructure Replacement Project	122,000	8,000	-	-	-	-	-	-	-	-	130,000
IS20004	WW Cybersecurity Projects	30,000	80,000	-	-	-	-	-	-	-	-	110,000
IS20007	Control System Enterprise Historian Enhancement	65,000	45,000	-	-	-	-	-	-	-	-	110,000
EN20022	1299 Reservoir Paint/Coating Repairs and	-	100,000	-	-	-	-	-	-	-	-	100,000
EP20006	Fleet OBDM System	85,000	-	-	-	-	-	-	-	-	-	85,000
EN24005	1630 West Reservoir Paint/Coating Repair	-	-	-	75,000	-	-	-	-	-	-	75,000
EN24006	930 Reservoir Paint/Coating Repairs and	-	-	-	-	75,000	-	-	-	-	-	75,000
IS20001	BIZ Microwave Upgrade Phase 1	70,000	-	-	-	-	-	-	-	-	-	70,000
IS21001	BIZ Microwave Upgrade Phase II	-	70,000	-	-	-	-	-	-	-	-	70,000
EN20048	RP-4 1158 RW Wet Well Level Sensors	65,000	-	-	-	-	-	-	-	-	-	65,000
LB20004	TurboVap Replacements	60,000	-	-	-	-	-	-	-	-	-	60,000
EN15008	Water Quality Laboratory	50,000	-	-	-	-	-	-	-	-	-	50,000
EN17044	RP-1 12 kV Switchgear and Generator Cont	50,000	-	-	-	-	-	-	-	-	-	50,000
LB20003	Titration	50,000	-	-	-	-	-	-	-	-	-	50,000
IS20006	BIZ New Workstations	20,000	20,000	-	-	-	-	-	-	-	-	40,000
IS20002	BIZ Cybersecurity Project (Hardware)	30,000	-	-	-	-	-	-	-	-	-	30,000
IS20009	Control System Enhancement Projects	30,000	-	-	-	-	-	-	-	-	-	30,000
IS21003	Wireless Manager Software Replacement	-	30,000	-	-	-	-	-	-	-	-	30,000
IS21008	GWR Infrastructure Replacement Project	-	30,000	-	-	-	-	-	-	-	-	30,000
IS20012	BIZ Backup System SAN	20,000	-	-	-	-	-	-	-	-	-	20,000
IS21004	Secure Access for RP-2	-	20,000	-	-	-	-	-	-	-	-	20,000
EN14019	RP-1 Headworks Primary and Secondary Upg	15,000	-	-	-	-	-	-	-	-	-	15,000
EN18055	Headquarters Roofing	15,000	-	-	-	-	-	-	-	-	-	15,000
EN16049	Conference Rooms Audio Visual Upgrades	10,000	-	-	-	-	-	-	-	-	-	10,000
IS20013	RW Remote Station RACO Alarm	10,000	-	-	-	-	-	-	-	-	-	10,000
Total		91,848,724	185,473,584	160,493,677	102,608,575	94,527,382	41,114,083	38,735,706	42,518,278	49,701,826	116,896,365	923,918,200



# FY 2019/20 – 2028/29 Ten Year Capital Improvement Plan (TYCIP) Review



# Projects Are Needed to Support

Expansion &  
Improvement

Replacement &  
Rehabilitation

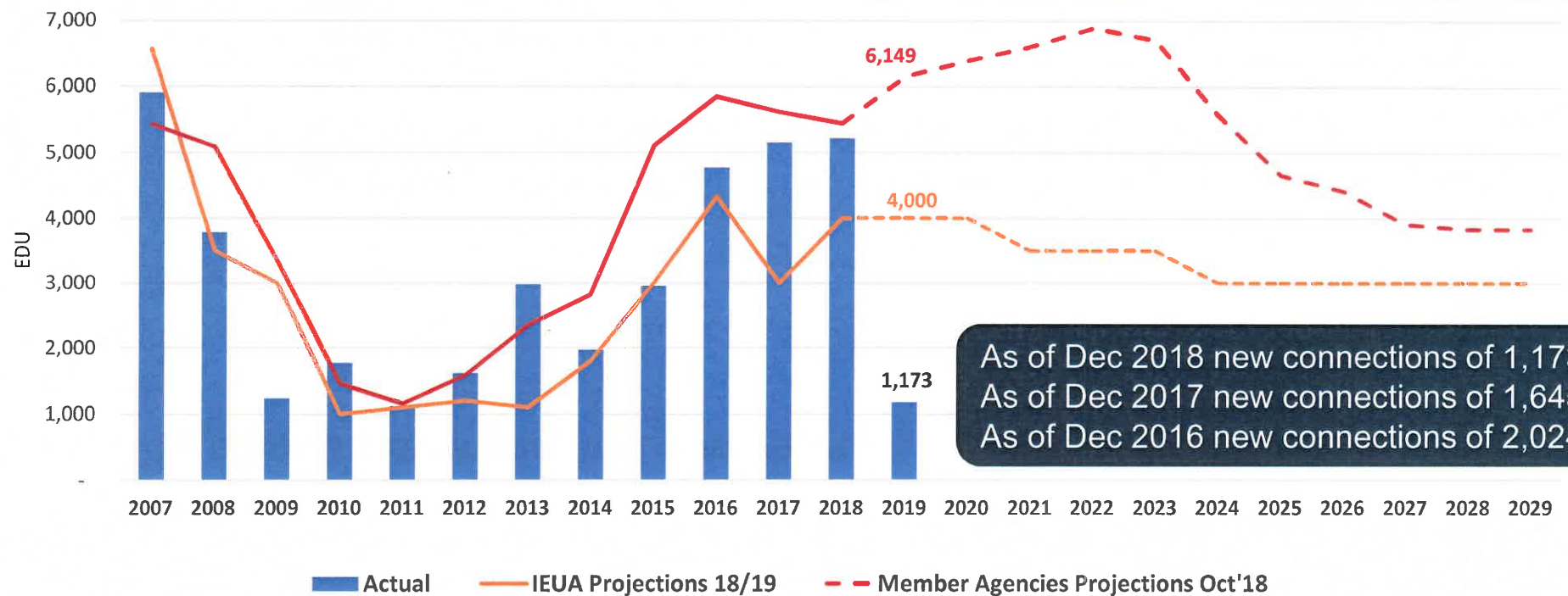
Regulatory  
Compliance

Efficiency

- Member Agency growth projections
- 2015 Wastewater Facilities Master Plan
- 2015 Recycled Water Program Strategy Update
- 2015 Regional Use Efficiency Business Plan
- 2015 Energy Management Plan
- 2016 Integrated Water Resources Plan

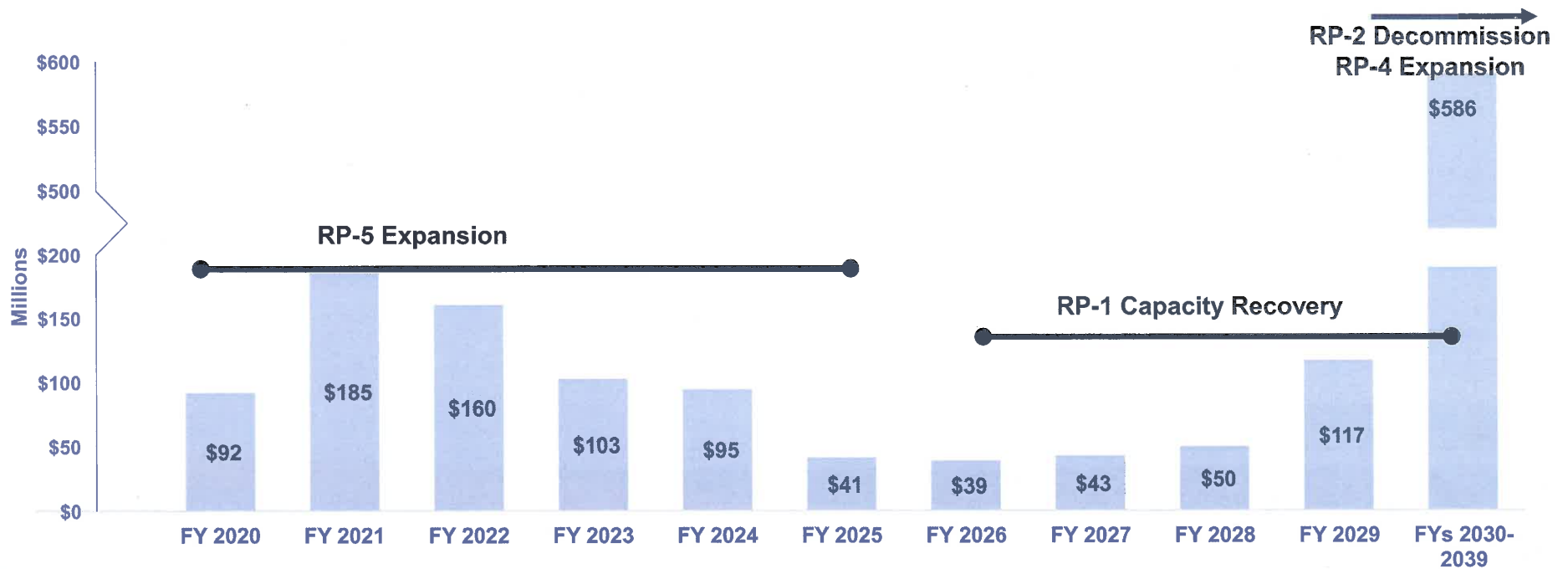
# New Wastewater Connections

Member Agencies Projections 52,975 new EDUs



# Proposed TYCIP \$923.9M

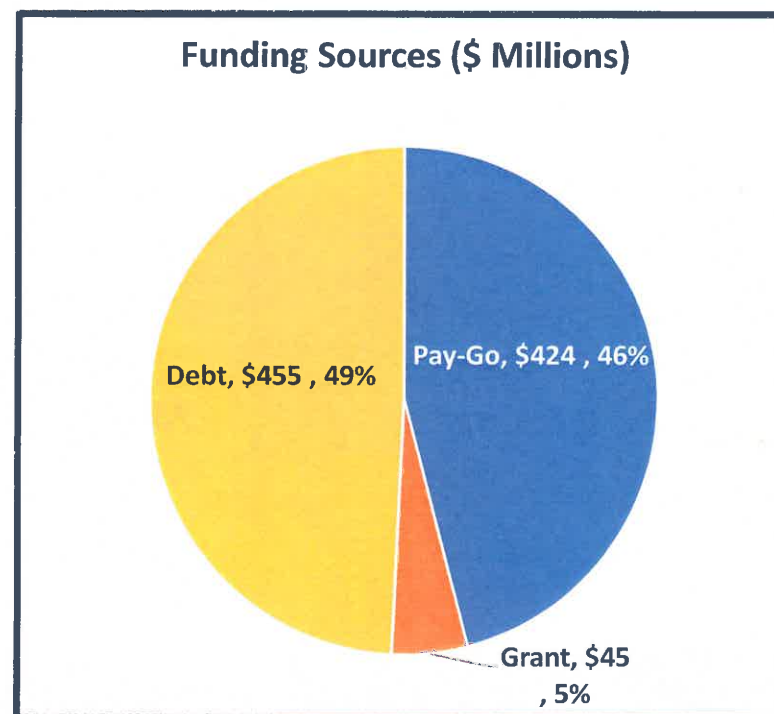
Nearly 70% planned over the first five years





# TYCIP Proposed Capital Projects by Program and Funding Sources

Fund (\$ Millions)	FYs 2020 – 2029 Proposed TYCIP
Regional Wastewater Capital	\$514.4
Recycled Water	\$204.4
Regional Wastewater Operations & Maintenance	\$106.2
Non-Reclaimable Wastewater	\$30.8
Water Resources	\$28.0
Recharge Water	\$26.5
Administrative Services	\$13.6
<b>Total</b>	<b>\$923.9</b>



+/- Totals may not add due to rounding

## Other Considerations

- Asset Management
  - Carbon Canyon Wastewater Recycling Facility
  - RP-4 improvements
- Repair and Replacement (R&R)
- Chino Basin Program

# CBP Impact to Future TYCIP

Project Component	TYCIP Cost \$ (Millions)	CBP Cost \$ (Millions)
Recycled Water Connections	\$100	\$80
Advanced Wastewater Treatment Plant	\$101	\$100
Groundwater Production Facilities (well, treatment facilities, pump stations)	-	\$100
Water Distribution System Interconnections (pipelines, interconnections to State Water Contractor)	-	\$105
<b>Total Cost</b>	<b>\$201</b>	<b>\$385</b>

# Review and Approval Timeline

Month	IEUA Committee	IEUA Board	Regional Technical Committee	Regional Policy Committee
March	03/13	03/20	03/28	
April	04/10	04/03 04/17	04/25	04/04
May	05/08	05/15	05/30	05/02
June	06/12	06/19		06/06



**INFORMATION  
ITEM**

**3B**



# Sewer System Management Plan (SSMP)



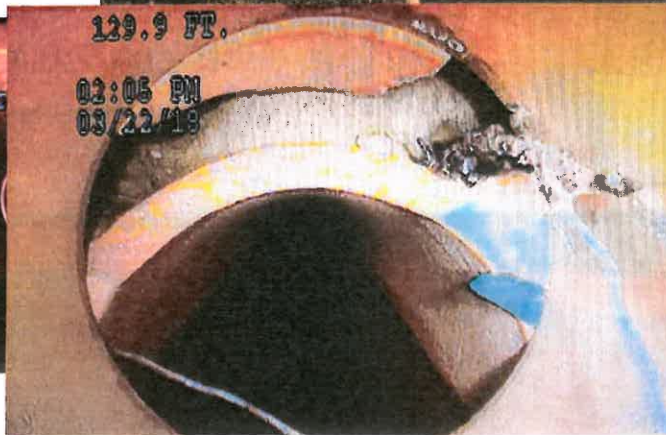

# What Our Sewer Collections Teams Do



Sewer Collection Video



## Why They Do It



Before

# State Requirements

Owners of wastewater collections systems, with more than **one mile** of pipeline must have a **Sewer System Management Plan (SSMP)**.

## Requirements:

- Internal Audit every 2 years
- Revise plan every 5 years (Board Approved)

## Goal:

To reduce the number of sanitary sewer overflows (SSOs) and their impact, should they occur.



## IEUA SSMP

Sewer System Management Plan



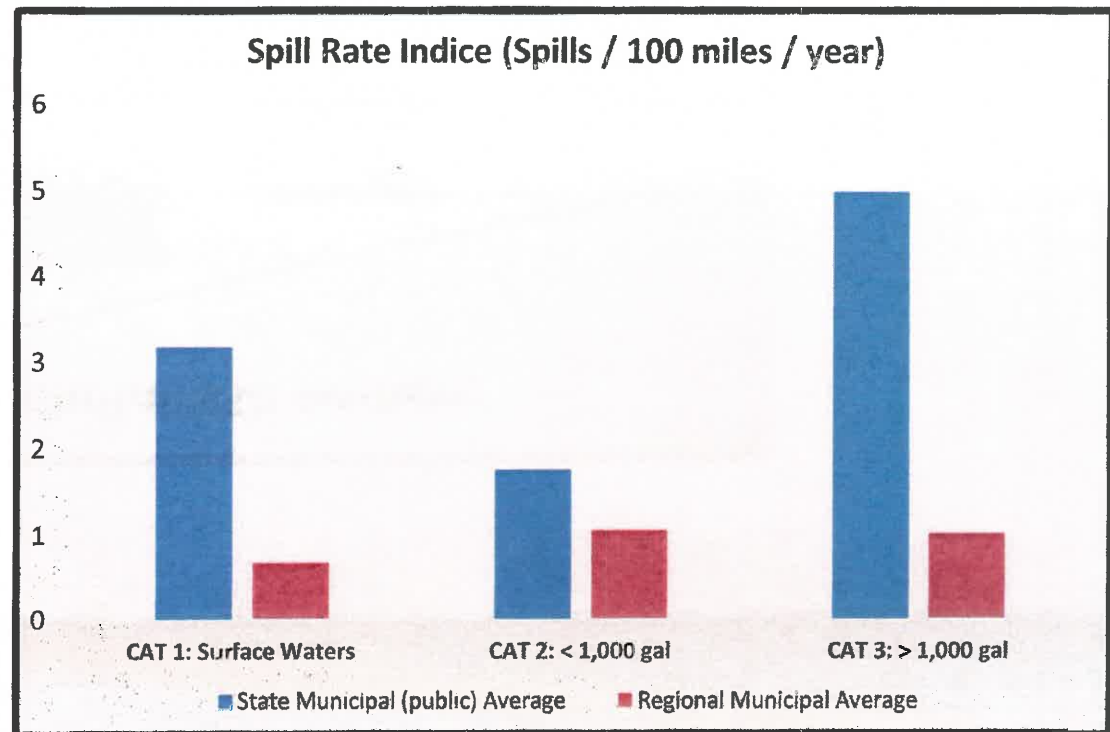
April 17, 2019

INLAND EMPIRE UTILITIES AGENCY  
6075 Kimball Avenue  
Chino, California 91708

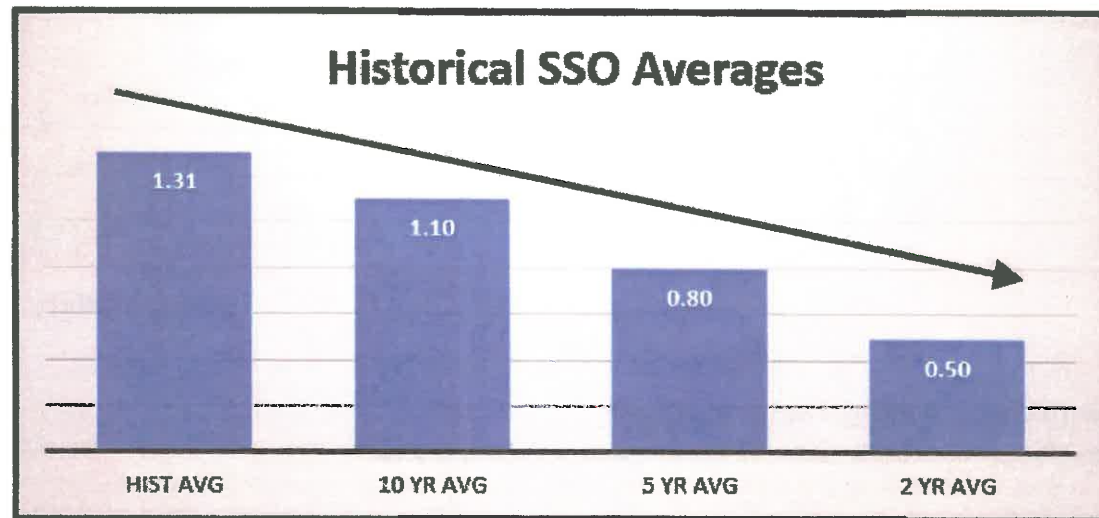


# State & Region (Last 5 years)

## Region 8: Santa Ana River Basin



# Fewer Spills



# Action Log

IEUA Corrective Actions
Add Storm Drain Maps
Create Water Quality Monitoring Plan
Redesign Agency Website
Update Mutual Aid Agreement
Collection Strategic Asset Management Plan

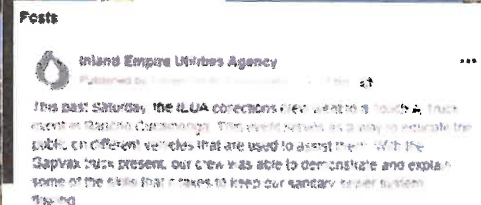



# Keys to Success

Collaboration



Procedures / Standards



Training



# Questions?



CITY OF UPLAND  
CALIFORNIA  
INCORPORATED IN 1906



city of  
RANCHO CUCAMONGA



FONTANA  
CALIFORNIA



MONTCLAIR  
CALIFORNIA



CITY OF  
ONTARIO  
SOUTHERN CALIFORNIA

City of Chino



Inland Empire Utilities Agency  
A MUNICIPAL WATER DISTRICT

Jurupa



Chino Hills  
CALIFORNIA

**INFORMATION**

**ITEM**

**3C**

# IEUA Bill Matrix

Last Updated 10-11-18

Year	IEUA Action	Bill No.	Author	Bill Name	IEUA Action
201	<u>Oppose Unless Amended</u>	SB 204	Dodd (D-Napa)	Delta Conveyance	Signed MWD Coalition Letter - Oppose Unless Amended
2018	<u>Support</u>	AB 533	Holden (D-Pasadena)	Income Tax Exemption for Water Rebates	Signed MWD Coalition Letter - Support
2018	<u>Support</u>	SB 414	Caballero (D-Salinas)	Small System Water Authority Act of 2019	Watch
2018	Support	SB 332	Hertzberg (D-Van Nuys)	Wastewater Treatment: recycled water	Watch
2018	Oppose	SB 669	Caballero (D-Salinas)	Safe Drinking Water Fund	Watch

**RECEIVE AND  
FILE**

**4A**



# IEUA RECYCLED WATER DISTRIBUTION – FEBRUARY 2019

