



**AGENDA
MEETING OF THE
INLAND EMPIRE UTILITIES AGENCY
BOARD OF DIRECTORS**

**WEDNESDAY, OCTOBER 17, 2018
10:00 A.M.**

**INLAND EMPIRE UTILITIES AGENCY*
AGENCY HEADQUARTERS
BOARD ROOM
6075 KIMBALL AVENUE, BUILDING A
CHINO, CALIFORNIA 91708**

CALL TO ORDER OF THE INLAND EMPIRE UTILITIES AGENCY BOARD OF DIRECTORS MEETING

FLAG SALUTE

PUBLIC COMMENT

Members of the public may address the Board on any item that is within the jurisdiction of the Board; however, no action may be taken on any item not appearing on the agenda unless the action is otherwise authorized by Subdivision (b) of Section 54954.2 of the Government Code. Those persons wishing to address the Board on any matter, whether or not it appears on the agenda, are requested to complete and submit to the Board Secretary a "Request to Speak" form which is available on the table in the Board Room. Comments will be limited to three minutes per speaker. Thank you.

ADDITIONS TO THE AGENDA

In accordance with Section 54954.2 of the Government Code (Brown Act), additions to the agenda require two-thirds vote of the legislative body, or, if less than two-thirds of the members are present, a unanimous vote of those members present, that there is a need to take immediate action and that the need for action came to the attention of the local agency subsequent to the agenda being posted.

1. NEW EMPLOYEE INTRODUCTIONS

- Mr. Scott Francis, Wastewater Treatment Plant Operator-in-Training, hired October 8, 2018, Operations & Maintenance Department

2. CONSENT ITEMS

NOTICE: All matters listed under the Consent Calendar are considered to be routine and non-controversial and will be acted upon by the Board by one motion in the form listed below. There will be no separate discussion on these items prior to the time the Board votes unless any Board members, staff or the public requests specific items be discussed and/or removed from the Consent Calendar for separate action.

A. MINUTES

The Board will be asked to approve the minutes from the September 19, 2018 Board Meeting and the October 3, 2018 Board Workshop/Meeting.

B. REPORT ON GENERAL DISBURSEMENTS *(Fin/Admin)*

Staff recommends that the Board approve the total disbursements for the month of August 2018, in the amount of \$19,383,144.08.

C. CONTRACT AWARD FOR SUPPLY OF RP-1 DEWATERING POLYMER TO AQUA BEN CORPORATION *(Eng/Ops/WR)*

Staff recommends that the Board:

1. Approve Contract No. 4600002632 to Aqua Ben Corporation, establishing a two-year contract for the supply of polymer with options for extensions up to three additional years, for a potential contract term for five years; and
2. Authorize the General Manager to execute the contract with potential contract extensions.

D. REGIONAL RESIDENTIAL LARGE LANDSCAPE RETROFIT PROGRAM CONTRACT AWARD *(Eng/Ops/WR)*

Staff recommends that the Board:

1. Award a one-year contract (\$210,000), with two one-year extension options, to ConServ Inc., for the implementation and administration of the Regional Residential Landscape Retrofit Program for a not-to-exceed amount of \$710,000 (three-year contract term); and
2. Authorize the General Manager to execute the Agreement, subject to non-substantive changes.

E. IEUA & CBWM COST SHARING TASK ORDER NO. 4 FOR CHINO BASIN PROJECT SUPPORT *(Eng/Ops/WR)*

Staff recommends that the Board:

1. Approve Task Order No. 4 with CBWM for Chino Basin Project Evaluation and Conceptual Design Support, for a not-to-exceed amount of \$190,568, under the Master Cost Sharing Agreement; and
2. Authorize the General Manager to execute Task Order No. 4, subject to non-substantive changes.

- F. **RP-1 ROOF AND SKYLIGHT REPLACEMENT CONSTRUCTION CONTRACT AWARD** *(Eng/Ops/WR)*
Staff recommends that the Board:
1. Award a construction contract for the RP-1 PRB and MCC Building Roof and Skylight Replacement, Project No. EN19037, to Best Contracting Services Inc., in the amount of \$343,555; and
 2. Authorize the General Manager to execute the contract.
- G. **RESOLUTION NO. 2018-10-1, APPROVING AN AMENDMENT TO THE 2018-21 MEMORANDUM OF UNDERSTANDING (MOU) FOR THE INLAND EMPIRE OPERATORS' ASSOCIATION**
Staff recommends that the Board adopt Resolution No. 2018-10-1, approving an amendment to the 2018-21 MOU for the Inland Empire Operators' Association, by adopting a Side Letter of Agreement.
- H. **RP-2 DEWATERING OF DECOMMISSIONED STRUCTURES EMERGENCY PROJECT** *(Eng/Ops/WR) (Fin/Admin)*
Staff recommends that the Board:
1. Ratify the emergency project approval for the RP-2 Dewatering of Decommissioned Structures in the amount of \$500,000;
 2. Approve the budget amendment in the amount of \$500,000 for Project No. EN19019, RO Emergency O&M Projects FY 2018/19; and
 3. Authorize the General Manager to approve the emergency task order subject to non-substantive changes and budget augmentation.
- I. **VACUUM TRUCK MASTER SERVICES CONTRACT AMENDMENT** *(Eng/Ops/WR)*
Staff recommends that the Board:
1. Approve a Master Service Contract Task Order with K-VAC for vacuum truck services in the amount of \$123,000;
 2. Approve an amendment to Master Services Contract 4600002293 with K-VAC for vacuum truck services in the amount of \$322,670 for a total aggregate not-to-exceed amount of \$466,000; and
 3. Authorize the General Manager to execute the task order and contract amendment subject to non-substantive changes.

3. **ACTION ITEM**

A. VIDEO RECORDING AND BROADCASTING OF MEETINGS

(Eng/Ops/WR)

Staff recommends that the Board select one of the following options:

1. Status quo – continue with audio recording only.
2. In-house video recording and posting (~\$12,500 initially; \$4,000 annually).
3. Third-party video hosting – off site hosting (\$6,500 initially; \$4,000 annually).

4. **INFORMATION ITEMS**

A. **ENGINEERING AND CONSTRUCTION MANAGEMENT PROJECT UPDATES (POWERPOINT)**

B. **MWD UPDATE (ORAL)**

C. **CBWM UPDATE (ORAL)**

D. **SAWPA UPDATE (ORAL)**

RECEIVE AND FILE INFORMATION ITEMS

E. **TREASURER'S REPORT OF FINANCIAL AFFAIRS (WRITTEN/POWERPOINT)**

F. **PUBLIC OUTREACH AND COMMUNICATION (WRITTEN)**

G. **LEGISLATIVE REPORT FROM INNOVATIVE FEDERAL STRATEGIES (WRITTEN)**

H. **LEGISLATIVE REPORT FROM WEST COAST ADVISORS (WRITTEN)**

I. **CALIFORNIA STRATEGIES, LLC MONTHLY ACTIVITY REPORT (WRITTEN)**

J. **FEDERAL LEGISLATIVE TRACKING MATRIX (WRITTEN)**

K. **STATE LEGISLATIVE TRACKING MATRIX (WRITTEN)**

L. **PLANNING & ENVIRONMENTAL RESOURCES ANNUAL REPORTS (WRITTEN/POWERPOINT)**

M. **1ST QUARTER PLANNING & ENVIRONMENTAL RESOURCES UPDATE (POWERPOINT)**

N. **LABORATORY SEMI-ANNUAL UPDATE (POWERPOINT)**

5. AGENCY REPRESENTATIVES' REPORTS

A. SAWPA REPORT (WRITTEN)

September 18, 2018 and October 16, 2018 Regular Commission meetings.

B. MWD REPORT (WRITTEN)

October 9, 2018 Board meeting.

C. REGIONAL SEWERAGE PROGRAM POLICY COMMITTEE REPORT (WRITTEN)

The October 4, 2018 Regional Sewerage Program Policy Committee meeting was cancelled. The next meeting is scheduled for November 1, 2018.

D. CHINO BASIN WATERMASTER REPORT (WRITTEN)

September 27, 2018 Board meeting.

E. CHINO BASIN DESALTER AUTHORITY (WRITTEN)

October 4, 2018 Board meeting.

F. INLAND EMPIRE REGIONAL COMPOSTING AUTHORITY (WRITTEN)

The next meeting is scheduled for November 5, 2018.

6. GENERAL MANAGER'S REPORT (WRITTEN)

7. BOARD OF DIRECTORS' REQUESTED FUTURE AGENDA ITEMS

8. DIRECTORS' COMMENTS

A. CONFERENCE REPORTS

This is the time and place for the Members of the Board to report on prescheduled Committee/District Representative Assignment meetings, which were held since the last regular Board meeting, and/or any other items of interest.

9. CLOSED SESSION


A. PURSUANT TO GOVERNMENT CODE SECTION 54956.9(a) – CONFERENCE WITH LEGAL COUNSEL – EXISTING LITIGATION

Chino Basin Municipal Water District vs. City of Chino, Case No. RCV51010

10. ADJOURN


*A Municipal Water District

In compliance with the Americans with Disabilities Act, if you need special assistance to participate in this meeting, please contact the Board Secretary (909) 993-1736, 48 hours prior to the scheduled meeting so that the Agency can make reasonable arrangements.

Proofed by: 

Declaration of Posting

I, April Woodruff, Board Secretary/Office Manager of the Inland Empire Utilities Agency*, A Municipal Water District, hereby certify that a copy of this agenda has been posted by 5:30 p.m. at the Agency's main office, 6075 Kimball Avenue, Building A, Chino, CA on Thursday, October 11, 2018.



April Woodruff

**CONSENT
CALENDAR
ITEM**

2A



**MINUTES OF THE REGULAR
MEETING OF
THE
INLAND EMPIRE UTILITIES AGENCY
BOARD OF DIRECTORS**

**WEDNESDAY, SEPTEMBER 19, 2018
10:00 A.M.**

DIRECTORS PRESENT:

Michael Camacho, Vice President
Paul Hofer
Kati Parker

DIRECTORS ABSENT:

Steven J. Elie, President
Jasmin A. Hall, Secretary/Treasurer

STAFF PRESENT:

Halla Razak, General Manager
Chris Berch, Executive Manager of Engineering/AGM
Kathy Besser, Executive Manager of External Affairs & Policy Development/AGM
Randy Lee, Executive Manager of Operations/AGM
Shaun Stone, Acting Executive Manager of Engineering/AGM
Christina Valencia, Executive Manager of Finance & Administration/AGM
Joshua Aguilar, Senior Engineer
Jerry Burke, Deputy Manager of Engineering
Andrea Carruthers, Senior External Affairs Specialist
Nel Groenveld, Manager of Laboratories
Jason Gu, Manager of Grants
Elizabeth Hurst, Environmental Resources Planner II
Manuel Moreno, Operations Supervisor
Lisa Morgan-Perales, Senior Water Resources Analyst
Scott Oakden, Deputy Manager of Operations
Sylvie Lee, Manager of Planning & Environmental Resources
Jesse Pompa, Deputy Manager of Grants
Craig Proctor, Source Control/Environmental Resources Supervisor
Teresa Velarde, Manager of Internal Audit
Christopher Waggener, Water Plant Operator IV
April Woodruff, Board Secretary/Office Manager
Jeff Ziegenbein, Manager of Regional Compost Operations
Jamal Zughbi, Senior Engineer/Project Manager, P.E.

OTHERS PRESENT:

Jean Cihigoyenette, JC Law Firm
David Aguirre, California Steel Industries
Ramsey Haddad, California Steel Industries
David Garcia, Cintas Corporation
Jon Marshall, Cliffstar California

Anne Encarnacion, Coca Cola Company - Ontario Syrup Plant
Fred Knifer, K Pure Waterworks
Diana Knifer, K Pure Waterworks
Colleen Shelton, Metal Coaters, Inc.
Steve Olsen, New-Indy Ontario
Steve Delaney, New-Indy Ontario
Ray Diaz, Nong Shim Foods
David Jung, Nong Shim Foods
Julian Ibarra, PAC Rancho
Mark Rice, PAC Rancho
Carolina Fabiero, Parallel Products
Bob Clemmens, Praxair
Joe Azucena, Repet
George Dadiani, Repet
Ramiro Avalos, Schlosser Forge
Jordan Parent, Schlosser Forge
Naro Kuch, Sierra Aluminum
Ross Allen, Steelscape
Shane Gravitt, Steelscape
Eric Jensen, TI Wire
Krish Singh, TI Wire
Ivana Peno, Student
Edgar Tellez Foster, Chino Basin Watermaster
Justin Nakano, Chino Basin Watermaster
Rick Whetsel, SAWPA
Pete Vitt, SAWPA
Doug Howard, CampaignLA

A regular meeting of the Board of Directors of the Inland Empire Utilities Agency* was held at the office of the Agency, 6075 Kimball Avenue, Bldg. A, Chino, California on the above date.

Vice President Camacho called the meeting to order at 10:04 a.m. and Director Hofer led the Pledge of Allegiance to the flag. A quorum was present.

Vice President Camacho stated that members of the public may address the Board. Mr. Doug Howard, the General Manager of CampaignLA addressed the Board regarding integrity and the higher standards elected officials are held to.

Vice President Camacho asked if there were any changes/additions/deletions to the agenda. There were no changes/additions/deletions to the agenda.

NEW EMPLOYEE INTRODUCTIONS

- Christopher Waggener, Water Plant Operator IV, hired September 4, 2018, Operations & Maintenance Department

The Board of Directors welcomed Mr. Waggener to the IEUA team.

PROMOTIONS

- Jesse Pompa, Senior Engineer to Deputy Manager of Grants, effective August 27, 2018, External Affairs Department

The Board congratulated Mr. Pompa on his promotion.

RECOGNITIONS

Mr. Craig Proctor presented 19 Certificates of Recognition for Compliance to the following Significant Industrial Users (SIUs) for Calendar Year 2017:

- NRWS Industries: California Steel Industries, Cintas Corporation, Coca Cola Company – Ontario Syrup Plant, Inland Empire Regional Composting Facility, K Pure Waterworks, Metal Coaters, Inc., New-Indy Ontario, Praxair, IEUA Regional Plant No. 1, Sierra Aluminum, Steelscape, TI Wire
- Brine Line Industries: Repet
- Regional System Industries: Cliffstar California, Coca Cola Company – Ontario Syrup Plant, Nong Shim Foods, PAC Rancho, Parallel Products, and Schlosser Forge.

The following 8 industries were unable to attend and were recognized:

- NRW Industries: City of Chino, Niagara Bottling, Pacific Forge
- Brine Line Industries: OLS Energy
- Regional System Industries: Amphastar Pharmaceuticals, Nestle Water North America, O.W. Lee, and Parco.

The Board thanked and commended the users for their hard work in maintaining compliance for the entire calendar year of 2017.

CONSENT ITEMS

Vice President Camacho asked if there were any Board members wishing to pull an item from the Consent Calendar for discussion. There was no one desiring to do so.

Upon motion by Director Hofer, seconded by Director Parker, and unanimously carried:

M2018-9-1

MOVED, to approve the Consent Calendar.

A. The Board approved the minutes from the August 15, 2018 Board Meeting.

B. The Board approved the total disbursements for the month of July 2018, in the amount of \$19,581,968.95.

C. The Board:

1. Approved the carry forward of open encumbrances and non-encumbered commitment related budgets from FY 2017/18 to FY 2018/19 and amend the budget in the amount of \$16,466,736; and
2. Approved amendments to the adopted FY 2018/19 budget for grant and reimbursement revenues in the amount of \$2,082,068.

D. The Board adopted Resolution No. 2018-9-1, approving the Agency's 2018 Hazard Mitigation Plan Update and its inclusion in San Bernardino County's Office of Emergency Services Multi-Jurisdictional Hazard Mitigation Plan.

RESOLUTION 2018-9-1
RESOLUTION OF THE BOARD OF DIRECTORS OF INLAND EMPIRE UTILITIES AGENCY*, SAN BERNARDINO COUNTY, CALIFORNIA, ADOPTING AND AUTHORIZING REVISIONS TO
Continued...

M2018-9-1 continued.

**THE AGENCY'S 2018 HAZARD MITIGATION PLAN UPDATE,
WHICH IS PART OF THE COUNTY OF SAN BERNARDINO MULTI-
JURISDICTIONAL HAZARD MITIGATION PLAN (for full text, see
Resolution Book)**

E. The Board:

1. Awarded a one-year contract (\$250,000), with two one-year extension options, to EcoTech Services, Inc., for the implementation and administration of the Residential Pressure Regulation Program for a not-to-exceed amount of \$750,000 (three-year contract term); and
2. Authorized the General Manager to execute the contract, subject to non-substantive changes.

F. The Board authorized the General Manager to executive the West Valley Water District Imported Water Agreement subject to non-substantive changes.

G. The Board:

1. Approved the 2018 Recharge Master Plan Update;
2. Adopted Resolution No. 2018-9-2, adopting the 2018 Update to the Recharge Master Plan; and

**RESOLUTION 2018-9-2
RESOLUTION OF THE BOARD OF DIRECTORS OF INLAND
EMPIRE UTILITIES AGENCY*, SAN BERNARDINO COUNTY,
CALIFORNIA, ADOPTING THE 2018 UPDATE TO THE
RECHARGE MASTER PLAN (for full text, see Resolution Book)**

3. Approved a Joint Filing, with Chino Basin Watermaster, to the court.

H. The Board ratified the contract executed by the General Manager to JCE Equipment Inc., for the Brooks Basin Earthwork Services for a not-to-exceed amount of \$246,920.

I. The Board:

1. Awarded a construction contract for the CBWM Pomona Extensometer Facility Construction, Project No. RW19002, to Cascade Drilling, L.P. in the amount of \$1,267,462; and
2. Authorized the General Manager to execute the construction contract subject to non-substantive changes.

ACTION ITEM

RP-5 RECYCLED WATER PIPELINE BOTTLENECK CONSTRUCTION CONTRACT AWARD

In discussion, all present Board members stated that this item had been presented at both the Finance & Administration Committee and the Engineering, Operations & Water Resources Committee.

Upon motion by Director Hofer, seconded by Director Parker, and unanimously carried:

M2018-9-2

MOVED, to:

1. Award a construction contract for the RP-5 Recycled Water Pipeline Bottleneck, Project No. EN14043, to T.E. Roberts, Inc. in the amount of \$2,023,600; and
2. Authorize the General Manager to execute the contract.

INFORMATION ITEMS

FISCAL YEAR 2017/18 FOURTH QUARTER BUDGET VARIANCE, PERFORMANCE GOAL UPDATES, AND BUDGET TRANSFERS

Executive Manager of Finance & Administration/AGM Christina Valencia gave a brief presentation of the budget variance quarterly report cumulative of the entire Fiscal Year 2017/18. Ms. Valencia highlighted that the total sources of funds exceeded the year-to-date budget by 18%. The favorable variance was primarily due to exceeding the budget in the following: user charges, connection fees, and Metropolitan Water District (MWD) imported water sales.

Ms. Valencia also noted that total uses of funds was 11.6% below the year-to-date budget. The variance for the total use of funds was due to employment expenses, professional fees & services, the timing of Operating & Maintenance and Reimbursement Project expenses, and total capital project expenditures due to changes in timelines. Offsetting the favorable variance was higher purchase of MWD imported water due to local water quality issues.

STATEWIDE WATER USE EFFICIENCY GOALS UPDATE

Senior Water Resources Analyst Lisa Morgan-Perales gave a presentation on the past, present and future actions impacted by the new statewide initiatives. In the past, IEUA invested \$4.2 million in dedicated conservation funding, developed coordinated regional communication strategies, partnered with SAWPA on a \$12 million Drought Response Grant, encouraged increased use of recycled water, and encouraged the development of sustainable conservation-based rate structures.

Currently, with the legislation of AB 1668 & SB 606, IEUA is affected with a new conservation standard. The new standard defines compliance as the total amount of actual water use as less than or equal to efficient water use objective. Ms. Morgan-Perales noted that implementation needs to result in conservation exceeding the current state target. Ms. Morgan-Perales reported that in 2015 the Agency's gallon per capita per day (GPCD) target was 218 and the actual GPCD was 188 and the regional water use trends are in trajectory to hit below the 2020 GPCD target of 194.

For the future, IEUA is looking into technology-based programming to target conservation, continuing to work with SAWPA on grant funded projects, providing member agency support programs, and making water use efficiency support tools available. Ms. Morgan-Perales stated IEUA is revising their WaterSMART Drought Contingency Planning Grant.

Mr. Rick Whetsel and Mr. Pete Vitt from SAWPA provided a brief demonstration on a water conservation tool funded through the Prop 84 grant. The tool allows the user to view and calculate the amount of turf at specific addresses. The tool also allows the user to view the statistics of water districts. Mr. Whetsel stated that the tool gives retail agencies without a high-powered GIS department the ability to view data through a web application.

ENGINEERING AND CONSTRUCTION MANAGEMENT PROJECT UPDATE

Deputy Manager of Engineering Jerry Burke gave a PowerPoint presentation on the Engineering and Construction Management project updates. He provided updates on the following projects: EN13001-San Sevaine Basin Improvements; EN13028-Preserve Lift Station; EN17110.01-RP-4 Trident Filters Rehabilitation & Replacement; EN18040-RP-1 Maintenance Building HVAC Replacement; and RA19002-IERCF Trommel Screen Improvements.

MWD UPDATE

Manager of Planning & Environmental Resources Sylvie Lee provided an update on the Rialto Valve Replacement, which is scheduled to start beginning of December 2018 lasting about 10 calendar days. She also provided an update on the Antelope Valley East Storage Program, which is a 20 to 30-year program that will connect to the California Aqueduct.

CBWM UPDATE

Executive Manager of Engineering/AGM Chris Berch stated that several agreements including project support agreements were approved at the August meeting. Mr. Berch stated that the storage framework is fundamental to IEUA's learning on how to bring partners into the Chino Basin to pump high quality water. Mr. Berch reported that CBWM is also working on an update to the Optimal Basin Management Plan (OBMP).

Director Hofer mentioned a real critical issue with water quality. He also wanted to stress the importance of educational reinstitution on water quality and noted the best opportunity to do so would be at the CBWM's anniversary event.

General Manager Halla Razak responded to Director Hofer's comments and noted that the Agency is looking into water quality issues and how to solve them for the future with the Prop 1 Chino Basin Project being one example. Mr. Berch reported that Executive Manager of External Affairs & Policy Development/AGM Kathy Besser is currently working with CBWM on the anniversary event.

SAWPA UPDATE

Source Control/Environmental Resources Supervisor Craig Proctor provided a brief update on Project Agreement 24, which will define the policy and oversight of operations of the Inland Empire Brine Line. Mr. Proctor also reported that SAWPA is currently working on amendments to the Joint Powers Agreement.

THE FOLLOWING INFORMATION ITEMS WERE RECEIVED AND FILED BY THE BOARD:

TREASURER'S REPORT OF FINANCIAL AFFAIRS

PUBLIC OUTREACH AND COMMUNICATION

LEGISLATIVE REPORT FROM INNOVATIVE FEDERAL STRATEGIES

LEGISLATIVE REPORT FROM WEST COAST ADVISORS

CALIFORNIA STRATEGIES, LLC MONTHLY ACTIVITY REPORT

FEDERAL LEGISLATIVE TRACKING MATRIX

STATE LEGISLATIVE TRACKING MATRIX

INTERNAL AUDIT DEPARTMENT QUARTERLY STATUS REPORT FOR SEPTEMBER 2018

AGENCY VEHICLE OPERATION FOLLOW-UP AUDIT: AUTOMOBILE INSURANCE REQUIREMENTS AND REVIEW OF VEHICLE SECURITY PROCEDURES

WAREHOUSE ANNUAL PHYSICAL INVENTORY – INTERNAL AUDIT INVENTORY OBSERVATION REPORT

INTER-FUND TRANSACTIONS AUDIT REPORT

AGENCY REPRESENTATIVES' REPORTS

SAWPA REPORT

Director Parker mentioned problems with placing the Inland Empire Brine Line into the Project Agreement 24.

MWD REPORT

Director Camacho had nothing additional to report.

REGIONAL SEWERAGE PROGRAM POLICY COMMITTEE REPORT

Director Parker reported that the meeting was routine in nature and the Committee approved the RP-5 Recycled Water Pipeline Bottleneck Construction Contract Award.

CHINO BASIN WATERMASTER REPORT

There was nothing additional to report.

CHINO BASIN DESALTER AUTHORITY REPORT

There was nothing additional to report.

INLAND EMPIRE REGIONAL COMPOSTING AUTHORITY

The next meeting is scheduled for November 5, 2018.

GENERAL MANAGER'S REPORT

General Manager Halla Razak stated that the Regional Contract negotiations team (Kearns & West) presented to the Regional Sewerage Program Policy Committee an update on the negotiation progress. The negotiations are going slow but that is expected in the beginning. Ms. Razak reiterated that IEUA is committed to an effective negotiation process.

Ms. Razak reported that the Agency will be having its second All-Hands Meeting this afternoon and the Executive Team will be sharing the Agency's top initiatives and presenting the Career Management Program for employees.

BOARD OF DIRECTORS' REQUESTED FUTURE AGENDA ITEMS

There were no Board requested future agenda items.

DIRECTORS' COMMENTS

Director Parker requested looking into the cost of videotaping Board meetings and posting the videos on the web.

CLOSED SESSION

The Board went into Closed Session at 11:29 a.m., A. PURSUANT TO GOVERNMENT CODE SECTION 54956.9(a) – CONFERENCE WITH LEGAL COUNSEL – EXISTING LITIGATION: (1) Chino Basin Municipal Water District vs. City of Chino, Case No. RCV51010; B. PURSUANT TO GOVERNMENT CODE SECTION 54954.5 – PUBLIC EMPLOYMENT: Manager of Internal Audit & Board Secretary/Office Manager

The meeting resumed at 11:55 a.m., and General Counsel Jean Cihigoyenette stated that the below-mentioned matters were discussed in Closed Session, and the Board took the following actions:

Regarding Conference with Legal Counsel – Existing Litigation:

Chino Basin Municipal Water District vs. City of Chino, Case No. RCV51010

The Board did not discuss.

Pursuant to Government Code Section 54954.5 – Public Employment:

Board Secretary/Office Manager

The Board did not discuss.

Pursuant to Government Code Section 54954.5 – Public Employment:

Manager of Internal Audit

The Board took no reportable action.

With no further business, Vice President Camacho adjourned the meeting at 11:57 a.m.

Jasmin A. Hall, Secretary/Treasurer

APPROVED: OCTOBER 17, 2018



**MINUTES OF THE REGULAR
MEETING OF
THE
INLAND EMPIRE UTILITIES AGENCY
BOARD OF DIRECTORS**

**WEDNESDAY, OCTOBER 3, 2018
10:00 A.M.**

DIRECTORS PRESENT:

Steven J. Elie, President
Michael Camacho, Vice President
Jasmin A. Hall, Secretary/Treasurer
Paul Hofer
Kati Parker

DIRECTORS ABSENT:

None

STAFF PRESENT:

Halla Razak, General Manager
Chris Berch, Executive Manager of Engineering/AGM
Kathy Besser, Executive Manager of External Affairs & Policy Development/AGM
Randy Lee, Executive Manager of Operations/AGM
Shaun Stone, Acting Executive Manager of Engineering/AGM
Christina Valencia, Executive Manager of Finance & Administration/AGM
Joshua Aguilar, Senior Engineer
Tina Cheng, Budget Officer
Javier Chagoyen-Lazaro, Manager of Finance & Accounting
Nel Groenveld, Manager of Laboratories
Jason Gu, Manager of Grants
Elizabeth Hurst, Environmental Resources Planner II
Sally Lee, Executive Assistant
Sylvie Lee, Manager of Planning & Environmental Resources
Alex Lopez, Financial Analyst II
Liza Munoz, Senior Engineer
Craig Proctor, Source Control/Environmental Resources Supervisor
Ken Tam, Senior Associate Engineer
Wilson To, Technology Specialist II
Teresa Velarde, Manager of Internal Audit
April Woodruff, Board Secretary/Office Manager

OTHERS PRESENT:

Jean Cihigoyenette, JC Law Firm
Courtney Jones, Ontario
Roger Putty, GEI Consultants
Jeff Szytel, Water Systems Consulting, Inc.
Holly Tichenor, Water Systems Consulting, Inc.

A regular meeting of the Board of Directors of the Inland Empire Utilities Agency* was held at the office of the Agency, 6075 Kimball Avenue, Koopman Conference Room - Bldg. B, Chino, California on the above date.

President Elie called the meeting to order at 10:02 a.m. and Executive Manager of Engineering/AGM Chris Berch led the pledge of allegiance to the flag. A quorum was present.

President Elie stated that members of the public may address the Board. There was no one desiring to do so.

President Elie asked if there were any changes/additions/deletions to the agenda. There were no changes/additions/deletions to the agenda.

ACTION ITEM

VIDEO RECORDING AND BROADCASTING OF MEETINGS

Acting Executive Manager of Engineering/AGM Shaun Stone presented different options and costs for the video recording and broadcasting of meetings to the Board of Directors. Discussion ensued regarding the costs related and necessary processes required for each option. Director Parker stated it would be beneficial to be able to view the meeting in an effort to be more transparent. Director Hofer stated that he would like to be shown how to access the video on the Agency website. The Board members asked for the item to be brought back at the next Board meeting with clarification on the cost on all options with staff time included and a demonstration where the videos will be posted on the Agency website.

LABORATORY EQUIPMENT RELOCATION SOLE SOURCE CONTRACT AWARD

Acting Executive Manager of Engineer/AGM Shaun Stone stated that the new laboratory is reaching its final stages of completion, which means that now there is need to move the specialty equipment into the new laboratory. The Agency has found a company, PerkinElmer Heath Sciences, Inc., who is under the Agency's master services agreement, who will be able to move all the equipment. He stated that the Agency is planning to move the equipment on October 8.

Upon motion by Director Hofer, seconded by Director Camacho, and unanimously carried:

M2018-10-1

MOVED, to:

1. Award a Laboratory Equipment Relocation Sole Source Contract Award to PerkinElmer Health Sciences, Inc., for the not-to-exceed amount of \$140,754; and
2. Authorize the General Manager to execute the Laboratory Equipment Relocation Contract subject to non-substantive changes

WORKSHOP

CHINO BASIN PROJECT WORKSHOP NO. 1

General Manager Halla Razak gave a brief history of the Chino Basin Project (CBP). She also gave an overview of how the Agency is advancing regional water resilience, the Agency's water portfolio, challenges with imported water supplies and local supplies, how the CBP is delivering the 1Water Innovation, and the benefits of the 1Water Innovation. Executive Manager of Engineering/AGM Chris Berch presented the benefits from the project, how the funds are planned to be invested in the Chino Basin needs, and how the project is in effort to mitigate the risks the region is facing. Ms. Razak stated that this is the first workshop of this project. Staff is asking the Board for feedback and what matters they would like brought back at the next workshop. She stated that staff is concentrating on the life cycled costs and financial projections, in order to present an accurate picture of what the project will entail. She stated that at the next workshop, staff will show the salinity projections for the next five years and how piping fits in with other plants within the region, which will assist in the decision-making process. She presented a timeline of when staff is planning to bring updates back to the Board of Directors and the next steps of the project.

Director Camacho left the meeting at 11:07 a.m.

Director Camacho returned to the meeting at 11:09 a.m.

Discussion ensued about how the project will work, the financial aspects of the project, the complexity of the project, studies that are being completed on the region, subsidence and how it is measured, collaboration with different agencies, and the current imported water supply. President Elie stated that one of the benefits of the project was that many projects that were planned already for the future are now aligned with the plans included in CBP. He asked to be shown the monetized breakdown of the planned projects alongside a timeline of the project and when funds were anticipated to be spent. The directors commended staff on their efforts on the CBP progress thus far.

INFORMATION ITEM

THE FOLLOWING INFORMATION ITEM WAS RECEIVED AND FILED BY THE BOARD:

CALIFORNIA WATER EFFICIENCY: LEADING THE WAY INTO THE FUTURE

President Elie stated that this item is a publication written by the Southern California Water Coalition and the California Data Collaborative, both organizations the Agency is a part of.

DIRECTORS' COMMENTS

Director Hall thanked the Board of Directors for having the confidence in her to stand as the Board appointed representative on behalf of IEUA for many of the agencies and associations that IEUA is a part of, such as ACWA, CDA, Special Districts, SAWPA, and the CASA Board of Directors. She stated that as the representative for IEUA, regionally and locally, it has required her to travel and her travel expenses may be much higher than the average Board member. However, as the appointed representative she is responsible to share with the entire Board valuable information from the agencies and associations. She thanked the Board again for their confidence in her in doing what is best for IEUA to represent the constituents in the Agency's service area.

Director Hofer thanked all the Board members who take the time to attend conferences and events and provide the information to the other Board members - such as himself - who do not have to time to attend these events.

CLOSED SESSION

The Board went into Closed Session at 11:22 a.m., A. PURSUANT TO GOVERNMENT CODE SECTION 54954.5 – PUBLIC EMPLOYMENT: Board Secretary/Office Manager

The meeting resumed at 11:36 a.m., and President Elie stated that the below-mentioned matters were discussed in Closed Session, and the Board took the following actions:

Pursuant to Government Code Section 54954.5 – Public Employment:

Board Secretary/Office Manager

The Board took no reportable action.

With no further business, President Elie adjourned the meeting at 11:38 a.m.

Jasmin A. Hall, Secretary/Treasurer

APPROVED: OCTOBER 17, 2018

**CONSENT
CALENDAR
ITEM**

2B

Date: October 17, 2018

To: The Honorable Board of Directors

From: Halla Razak, General Manager

HR

Committee: Finance & Administration

10/10/18

Executive Contact: Christina Valencia, Executive Manager of Finance & Administration/AGM

Subject: Report on General Disbursements

Executive Summary:

Total disbursements for the month of August 2018 were \$19,383,144.08. Disbursement activity included check payments of \$7,690,951.29 to vendors and \$11,429.92 for worker's compensation related costs. Electronic payments included Automated Clearing House (ACH) of \$3,982,456.04 and wire transfers (excluding payroll) of \$5,471,222.88. Total payroll was \$2,222,898.91 for employees and \$4,185.04 for the Board of Directors.

Staff's Recommendation:

1. Approve the total disbursements for the month of August 2018, in the amount of \$19,383,144.08.

Budget Impact *Budgeted* (Y/N): N *Amendment* (Y/N): N *Amount for Requested Approval:*

Account/Project Name:

Fiscal Impact (explain if not budgeted):

Prior Board Action:

None.

Environmental Determination:

Not Applicable

Business Goal:

The report on general disbursements is consistent with the Agency's Business Goal of Fiscal Responsibility in providing financial reporting that accounts for general disbursements associated with operating requirements.

Attachments:

- Attachment 1 - Background
- Attachment 2 - Details of General Disbursements

Attachment 1 - Background

Subject: Report on General Disbursements

Table 1 summarizes the disbursements detailed in each of the six attachments affixed to this letter. Table 2 lists the disbursements in excess of an aggregated \$500,000 per vendor, and is presented in largest to smallest dollar value.

Table 1: Disbursement Details

Attachment	Payment Type	Amount
2A	Vendor Checks	\$ 7,690,951.29
2B	Workers' Comp Checks	\$ 11,429.92
2C	Vendor ACHs	\$ 3,982,456.04
2D	Vendor Wires (excludes Payroll)	\$ 5,471,222.88
2E	Payroll-Net Pay-Directors	\$ 4,185.04
2F	Payroll-Net Pay-Employees	\$ 2,222,898.91
Total Disbursements		\$19,383,144.08

Table 2: Disbursements in Excess of \$500,000 per Vendor

Vendor	Amount	Description
MWD	\$ 4,107,537.10	June 2018 Water Purchases
COUNTY SANITATION DISTRICT OF LA COUNTY	\$ 2,310,772.58	17/18 - 4 QTR Wastewater Treatment Surcharge
PARSONS WATER & INFRASTRUCTURE	\$ 1,000,857.90	EN19001-RP-5 Expansion to 30 mgd / EN19006 - RP5 Bio-Solids Facility – 6/2-7/6/18 Prof Svc's
SOUTHERN CALIFORNIA EDISON	\$ 917,363.83	Electricity 6/6/18 – 7/30/18
STATE WATER RESOURCES CONTROL BOARD	\$ 692,889.62	SRF Loan #8-C065176-110 8/18 Installment SRF Loan #8-C065176-120 8/18 Installment SRF Loan #8-C065176-130 8/18 Installment
PERS	\$ 671,627.30	08/18 Health Ins / P/R 16, 17 Def Comp
FERREIRA COASTAL CONSTRUCTION	\$ 564,191.48	EN17051-5/2018 Professional Svc's EN17059-6/2018 Professional Svc's WR15021-6/2018 Pay Est #1 CDA-Repair Leaking RP Effluent Pipelines
IRS	\$ 564,180.85	P/R 16, 17: Dir 008 Payroll Taxes

Table 2: Disbursements in Excess of \$500,000 per Vendor, continued

Vendor	Amount	Description
GENESIS CONSTRUCTION	\$ 549,551,85	PA17006.002 -RP-5 Aeration Diffuser Panel Replacement - 7/18 Pay Est #6
JF SHEA CONSTRUCTION INC	\$ 545,281.81	EN17110.01 -RP4 Trident Filters Rehabilitation - 7/18 Pay Est 5
SANTA ANA WATERSHED	\$ 516,907.91	June 2018 Prof Services; June Truck Discharge; FY18/19 Indirect Discharge Permit; Cost Sharing for SARCUP Program

Attachment 2A

Vendor Checks

Bank		CEB		CITIZENS BUSINESS BANK		ONTARIO CA 917610000	
Bank Key		122234149					
Acct number		CHECK		231167641			
Check							
Check number from to	Payment	Pmnt date	Crcy	Amount paid (FC)	Recipient/void reason code	Enca./void	
225269	2200092894	08/02/2018	USD	24.00	REED, MICHELLE CHINO HILLS CA	08/06/2018	
225270	2200092844	08/02/2018	USD	4,905.71	ROYAL INDUSTRIAL SOLUTIONS LOS ANGELES CA	08/06/2018	
225271	2200092870	08/02/2018	USD	4,686.92	SHAW HR CONSULTING INC NEWBURY PARK CA	08/07/2018	
225272	2200092885	08/02/2018	USD	55.37	SKINNER, JOHN CHINO HILLS CA		
225273	2200092875	08/02/2018	USD	300.12	SO CALIF EDISON ROSEMEAD CA	08/08/2018	
225274	2200092876	08/02/2018	USD	90.84	SO CALIF GAS MONTEREY PARK CA	08/07/2018	
225275	2200092857	08/02/2018	USD	25,880.00	STANTEC CONSULTING INC CHICAGO IL	08/06/2018	
225276	2200092859	08/02/2018	USD	1,500.00	TOTALFUNDS BY HASLER TAMPA FL	08/10/2018	
225277	2200092858	08/02/2018	USD	8,401.07	U S BANK ST LOUIS MO	08/13/2018	
225278	2200092880	08/02/2018	USD	243.33	US DEPARTMENT OF EDUCATION ATLANTA GA	08/14/2018	
225279	2200092866	08/02/2018	USD	5,661.00	V3IT CONSULTING INC NAPERVILLE IL	08/07/2018	
225280	2200092886	08/02/2018	USD	115.00	ZUGHBI, JAMAL A CHINO HILLS CA	09/05/2018	
225281	2200092931	08/09/2018	USD	916.47	ACCUSTANDARD INC NEW HAVEN CT	08/14/2018	
225282	2200092946	08/09/2018	USD	10,559.50	ALFA LAVAL PITTSBURGH PA	08/16/2018	
225283	2200092956	08/09/2018	USD	685.95	ASAP INDUSTRIAL SUPPLY FONTANA CA	08/14/2018	
225284	2200092935	08/09/2018	USD	181.50	AUTOMATED GATE SERVICES INC CORONA CA	08/14/2018	
225285	2200092968	08/09/2018	USD	3,652.90	BETSY JACOBSON AND ASSOCIATES ENCINITAS CA	08/17/2018	
225286	2200092960	08/09/2018	USD	17,339.00	BRIGHTVIEW LANDSCAPES LLC ROCKVILLE MD	08/13/2018	
225287	2200092961	08/09/2018	USD	15,468.14	CALIFORNIA WATER TECHNOLOGIES, PASADENA CA	08/13/2018	
225288	2200092932	08/09/2018	USD	368,339.42	CAROLLO ENGINEERS INC SALT LAKE CITY UT	08/15/2018	
225289	2200092940	08/09/2018	USD	269.38	CHINO MFG & REPAIR INC CHINO CA	08/13/2018	
225290	2200092951	08/09/2018	USD	6,364.52	CINTAS CORPORATION LOC#150 PHOENIX AZ	08/21/2018	
225291	2200092973	08/09/2018	USD	1,014.24	CITY OF CHINO CHINO CA	08/10/2018	
225292	2200092929	08/09/2018	USD	213,176.78	CITY OF FONTANA FONTANA CA	08/15/2018	
225293	2200092917	08/09/2018	USD	45.61	COLE FARMER INSTRUMENT CO CHICAGO IL	08/13/2018	
225294	2200092918	08/09/2018	USD	17,817.73	COUNTY SANITATION DISTRICTS OF WHITTIER CA	08/14/2018	
225295	2200092974	08/09/2018	USD	507.93	CUCAMONGA VALLEY WATER DISTRICT LOS ANGELES CA	08/14/2018	
225296	2200092927	08/09/2018	USD	650.00	CUCAMONGA VALLEY WATER DISTRICT RANCHO CUCAMONGA CA	08/16/2018	
225297	2200092943	08/09/2018	USD	291.07	DESERT PUMPS AND PARTS INC BELLA VISTA AR	08/14/2018	
225298	2200092971	08/09/2018	USD	16,527.97	DHI WATER & ENVIRONMENT INC LAKEWOOD CO	09/04/2018	
225299	2200092964	08/09/2018	USD	16,950.00	ECOTECH SERVICES INC MONROVIA CA	08/16/2018	
225300	2200092958	08/09/2018	USD	1,059.23	ELECTRO-CHEMICAL DEVICES, INC ANAHEIM CA	08/14/2018	
225301	2200092938	08/09/2018	USD	10,344.00	ENVIRONMENTAL SYSTEMS RESEARCH LOS ANGELES CA	08/13/2018	
225302	2200092957	08/09/2018	USD	8,240.00	EUROFINS EATON ANALYTICAL LLC GRAPEVINE TX	08/14/2018	
225303	2200092942	08/09/2018	USD	132.00	FEDEX FREIGHT PASADENA CA	08/13/2018	
225304	2200092920	08/09/2018	USD	15,500.95	FLO SYSTEMS INC ANAHEIM HILLS CA	08/20/2018	
225305	2200092928	08/09/2018	USD	199.55	FLW INC HUNTINGTON BEACH CA	08/14/2018	
225306	2200092979	08/09/2018	USD	2,614.01	FRONTIER COMMUNICATIONS CORP CINCINNATI OH	08/15/2018	
225307	2200092965	08/09/2018	USD	360.00	GILLIS + PANICHAPAN ARCHITECTS COSTA MESA CA	08/14/2018	
225308	2200092926	08/09/2018	USD	84.43	GRAINGER PALATINE IL	08/14/2018	
225309	2200092962	08/09/2018	USD	2,174.00	GSE CONSTRUCTION COMPANY INC LIVERMORE CA	08/15/2018	
225310	2200092921	08/09/2018	USD	711.27	HOME DEPOT CREDIT SERVICES PHOENIX AZ	08/16/2018	
225311	2200092947	08/09/2018	USD	8,009.28	INNOVATIVE FEDERAL STRATEGIES WASHINGTON DC	08/17/2018	
225312	2200092966	08/09/2018	USD	33,600.00	INTERA INCORPORATED AUSTIN TX	08/14/2018	

Bank		CITIZENS BUSINESS BANK		ONTARIO CA 917610000		
Bank Key		122234149				
Acct number		CHECK 231167641				
Check						
Check number from to	Payment	Pmnt date	Crcy	Amount paid (FC)	Recipient/void reason code	Enca./void
225358	2200093023	08/16/2018	USD	32,224.15	CAROLLO ENGINEERS INC SALT LAKE CITY UT	08/21/2018
225359	2200093014	08/16/2018	USD	451.06	CH2M HILL DALLAS TX	08/22/2018
225360	2200093029	08/16/2018	USD	13,700.53	CHINO MFG & REPAIR INC CHINO CA	08/20/2018
225361	2200093038	08/16/2018	USD	2,917.69	CINTAS CORPORATION LOC#150 PHOENIX AZ	08/24/2018
225362	2200093071	08/16/2018	USD	384.00	CITY EMPLOYEES ASSOCIATES LONG BEACH CA	08/22/2018
225363	2200093060	08/16/2018	USD	533.27	CITY OF CHINO CHINO CA	08/20/2018
225364	2200093017	08/16/2018	USD	52,710.95	CITY OF CHINO HILLS CHINO HILLS CA	08/29/2018
225365	2200093047	08/16/2018	USD	9,316.91	CONSERV CONSTRUCTION INC MENIFEE CA	08/21/2018
225366	2200093044	08/16/2018	USD	7,250.00	CORRPRO COMPANIES INC DALLAS TX	08/22/2018
225367	2200093033	08/16/2018	USD	1,955.46	CS-AMSCO HUNTINGTON BEACH CA	08/21/2018
225368	2200093062	08/16/2018	USD	55.20	CUCAMONGA VALLEY WATER DISTRICT LOS ANGELES CA	08/23/2018
225369	2200093053	08/16/2018	USD	283.77	D & H WATER SYSTEMS INC OCEANSIDE CA	08/22/2018
225370	2200093045	08/16/2018	USD	1,870.00	DAVID WHEELER'S PEST CONTROL, NORCO CA	08/21/2018
225371	2200093057	08/16/2018	USD	781.19	DAVIS BARBER PRODUCTIONS INC FULLERTON CA	08/21/2018
225372	2200093058	08/16/2018	USD	44,370.71	DXP ENTERPRISES INC DALLAS TX	08/21/2018
225373	2200093067	08/16/2018	USD	9,400.00	EMPLOYMENT DEVELOPMENT DEPARTMSACRAMENTO CA	08/21/2018
225374	2200093022	08/16/2018	USD	120.00	ENVIRONMENTAL CONSULTING & TESSUPERIOR WI	08/24/2018
225375	2200093064	08/16/2018	USD	1,133.64	FONTANA WATER COMPANY FONTANA CA	08/22/2018
225376	2200093070	08/16/2018	USD	556.21	FRANCHISE TAX BOARD SACRAMENTO CA	08/29/2018
225377	2200093066	08/16/2018	USD	3,383.10	FRONTIER COMMUNICATIONS CORP CINCINNATI OH	08/21/2018
225378	2200093043	08/16/2018	USD	5,536.06	GEARY PACIFIC SUPPLY ANAHEIM CA	08/21/2018
225379	2200093037	08/16/2018	USD	29,136.19	GEI CONSULTANTS INC BOSTON MA	08/21/2018
225380	2200093034	08/16/2018	USD	3,000.00	GOVERNMENTJOBS.COM INC EL SEGUNDO CA	08/27/2018
225381	2200093016	08/16/2018	USD	4,999.33	GRAINGER PALATINE IL	08/21/2018
225382	2200093076	08/16/2018	USD	63.80	HURST, ELIZABETH CHINO HILLS CA	
225383	2200093026	08/16/2018	USD	819.20	INDUSTRIAL SUPPLY COMPANY ONTARIO CA	08/21/2018
225384	2200093032	08/16/2018	USD	795.00	INLAND EMPIRE MAGAZINE RIVERSIDE CA	08/22/2018
225385	2200093068	08/16/2018	USD	51.00	INLAND EMPIRE UNITED WAY RANCHO CUCAMONGA CA	08/28/2018
225386	2200093041	08/16/2018	USD	1,150.00	JB'S POOLS & PONDS INC UPLAND CA	08/21/2018
225387	2200093077	08/16/2018	USD	87.18	LETULLE, CHANDER CHINO HILLS CA	09/06/2018
225388	2200093054	08/16/2018	USD	73.00	LITTLE SISTER'S TRUCK WASH, INBONSALL CA	08/21/2018
225389	2200093078	08/16/2018	USD	54.75	MCDONALD, BONNIE CHINO HILLS CA	08/21/2018
225390	2200093049	08/16/2018	USD	646.50	MICROAGE PHOENIX AZ	08/21/2018
225391	2200093025	08/16/2018	USD	183.25	MIDPOINT BEARING ONTARIO CA	08/20/2018
225392	2200093075	08/16/2018	USD	212.28	MORGAN-PERALES, LISA CHINO HILLS CA	09/04/2018
225393	2200093031	08/16/2018	USD	405.72	NATIONAL BUSINESS INVESTIGATIONMURRIETA CA	08/21/2018
225394	2200093035	08/16/2018	USD	994.80	NATIONAL CONSTRUCTION RENTALS PACOIMA CA	08/21/2018
225395	2200093074	08/16/2018	USD	81.75	NOEL, STEVE CHINO HILLS CA	08/22/2018
225396	2200093024	08/16/2018	USD	80.00	NRD, LLC GRAND ISLAND NY	
225397	2200093061	08/16/2018	USD	6,075.54	ONTARIO MUNICIPAL UTILITIES COONTARIO CA	08/20/2018
225398	2200093080	08/16/2018	USD	120.55	ORTIZ, BRIAN CHINO HILLS CA	08/24/2018
225399	2200093072	08/16/2018	USD	165.67	PATRICK W HUNTER PHELAN CA	08/22/2018
225400	2200093081	08/16/2018	USD	43.20	PEREZ, HARRY CHINO HILLS CA	08/28/2018
225401	2200093015	08/16/2018	USD	369.77	PETTY CASH EXPENDITURES CHINO CA	08/20/2018

Bank	CBB	CITIZENS BUSINESS BANK				
Bank Key	122234149			ONTARIO CA 917610000		
Acct number	CHECK	231167641				
Check						
Check number from to	Payment	Pmnt date	Crcy	Amount paid (FC)	Recipient/void reason code	Enca./void
225446	2200093178	08/23/2018	USD	31,601.50	GHD PASADENA CA	08/27/2018
225447	2200093196	08/23/2018	USD	1,442.20	GOAL PRODUCTIONS INC GLENDALE CA	09/05/2018
225448	2200093136	08/23/2018	USD	4,200.98	GRAINGER PALATINE IL	08/28/2018
225449	2200093199	08/23/2018	USD	200,041.31	GWINCO CONSTRUCTION & ENGINEERONTARIO CA	08/29/2018
225450	2200093137	08/23/2018	USD	18,700.00	HDR INC CHICAGO IL	08/27/2018
225451	2200093132	08/23/2018	USD	2,668.81	HOME DEPOT CREDIT SERVICES PHOENIX AZ	08/29/2018
225452	2200093195	08/23/2018	USD	2,763.44	IDEXX DISTRIBUTION INC WESTBROOK ME	08/27/2018
225453	2200093155	08/23/2018	USD	8,000.00	INNOVATIVE FEDERAL STRATEGIES WASHINGTON DC	09/04/2018
225454	2200093156	08/23/2018	USD	524.00	INSIDE PLANTS INC CORONA CA	08/28/2018
225455	2200093161	08/23/2018	USD	3,908.00	INTEGRATED DESIGN SERVICES INCIRVINE CA	08/27/2018
225456	2200093143	08/23/2018	USD	545,281.81	J F SHEA CONSTRUCTION INC WALNUT CA	08/28/2018
225457	2200093198	08/23/2018	USD	959.93	JWC ENVIRONMENTAL LLC LOS ANGELES CA	08/27/2018
225458	2200093142	08/23/2018	USD	3,886.63	KONICA MINOLTA PASADENA CA	08/27/2018
225459	2200093141	08/23/2018	USD	2,864.12	KONICA MINOLTA BUSINESS SOLUTIPASADENA CA	08/27/2018
225460	2200093147	08/23/2018	USD	70.00	LIBBERT CASSIDY WHITMORE LOS ANGELES CA	08/29/2018
225461	2200093185	08/23/2018	USD	1,438.37	MAG TROL WEST INC CHINO CA	08/28/2018
225462	2200093146	08/23/2018	USD	1,952.90	MCO - THE MICROFILM CO CORONA CA	09/07/2018
225463	2200093187	08/23/2018	USD	103,839.40	MEDORA CORPORATION DICKINSON ND	08/28/2018
225464	2200093197	08/23/2018	USD	331,258.59	MYERS AND SONS CONSTRUCTION LPSACRAMENTO CA	08/29/2018
225465	2200093206	08/23/2018	USD	257.14	MYKITTA, RICK CHINO HILLS CA	09/04/2018
225466	2200093158	08/23/2018	USD	211.55	NATIONAL CONSTRUCTION RENTALS PACOIMA CA	08/28/2018
225467	2200093148	08/23/2018	USD	753.38	NAUMANN HOBBS MATERIAL HANDLINLOS ANGELES CA	09/13/2018
225468	2200093193	08/23/2018	USD	295.92	NEW MILLENNIUM CONSTRUCTION CHINO HILLS CA	08/27/2018
225469	2200093163	08/23/2018	USD	500.00	NEWSPAPERS IN EDUCATION SAN ANTONIO TX	08/28/2018
225470	2200093135	08/23/2018	USD	490.65	PETTY CASH EXPENDITURES CHINO CA	08/27/2018
225471	2200093168	08/23/2018	USD	5,485.53	PFM ASSET MANAGEMENT LLC BALTIMORE MD	08/28/2018
225472	2200093133	08/23/2018	USD	550.58	RAMONA TIRE & SERVICE CENTERS HEMET CA	08/30/2018
225473	2200093167	08/23/2018	USD	1,795.99	READY REFRESH BY NESTLE LOUISVILLE KY	08/31/2018
225474	2200093166	08/23/2018	USD	100.00	ROGERS, PETER J CHINO HILLS CA	
225475	2200093164	08/23/2018	USD	900.00	SAN BERNARDINO COUNTY SAN BERNARDINO CA	09/04/2018
225476	2200093171	08/23/2018	USD	988.00	SCREENVISION DIRECT NEW YORK NY	08/30/2018
225477	2200093162	08/23/2018	USD	26,849.54	SCW CONTRACTING CORPORATION FALLBROOK CA	08/29/2018
225478	2200093203	08/23/2018	USD	549.22	SO CALIF EDISON ROSEMEAD CA	08/29/2018
225479	2200093204	08/23/2018	USD	235.55	SO CALIF GAS MONTEREY PARK CA	08/29/2018
225480	2200093179	08/23/2018	USD	4,459.23	STAFFING NETWORK LLC CAROL STREAM IL	08/28/2018
225481	2200093180	08/23/2018	USD	100.00	STONE, DEBRA KAYE UPLAND CA	
225482	2200093157	08/23/2018	USD	5,445.00	THE AUSTIN COMPANY CLEVELAND OH	08/28/2018
225483	2200093174	08/23/2018	USD	100.00	ULLOA, EUNICE M CHINO CA	
225484	2200093191	08/23/2018	USD	100.00	VINCENT, TRISHA LYNN MONTCLAIR CA	08/29/2018
225485	2200093151	08/23/2018	USD	38,864.95	W A RASIC CONSTRUCTION CO INC LONG BEACH CA	08/31/2018
225486	2200093138	08/23/2018	USD	5,000.00	WATER EDUCATION FOUNDATION SACRAMENTO CA	09/04/2018
225487	2200093181	08/23/2018	USD	2,843.37	YELLOW JACKET DRILLING SERVICEPHOENIX AZ	08/29/2018
225488	2200093154	08/23/2018	USD	1,027.00	YORK EMPLOYMENT SERVICES, INC SAN FRANCISCO CA	08/27/2018
225489	2200093222	08/28/2018	USD	150.42	RSD LAKE FOREST CA	08/30/2018

Bank		CITIZENS BUSINESS BANK		ONTARIO CA 917610000		
Bank Key		122234149				
Acct number		CHECK 231167641				
Check						
Check number from to	Payment	Pmnt date	Crcy	Amount paid (FC)	Recipient/void reason code	Enca./void
225490	2200093221	08/28/2018	USD	360.00	SAFETY MANAGEMENT SYSTEMS IRVINE CA	09/10/2018
225491	2200093218	08/28/2018	USD	49,068.08	SOUTH COAST AQMD DIAMOND BAR CA	09/05/2018
225492	2200093220	08/28/2018	USD	2,323.25	TOM DODSON & ASSOCIATES SAN BERNARDINO CA	09/04/2018
225493	2200093219	08/28/2018	USD	1,080.00	TRI STATE ENVIRONMENTAL SAN BERNARDINO CA	09/13/2018
225494	2200093223	08/28/2018	USD	11,100.00	UTILIQUEST LLC ATLANTA GA	08/31/2018
225495	2200093224	08/28/2018	USD	665.00	V3IT CONSULTING INC NAPERVILLE IL	09/05/2018
225496	2200093225	08/28/2018	USD	24,187.20	WESTIN TECHNOLOGY SOLUTIONS LLMILWAUKEE WI	09/04/2018
225497	2200093380	08/30/2018	USD	1,625.82	AIRGAS WEST INC PASADENA CA	09/04/2018
225498	2200093407	08/30/2018	USD	6,636.00	ALLIANT INSURANCE SERVICES INCPASADENA CA	09/05/2018
225499	2200093417	08/30/2018	USD	12,481.62	ALLIED UNIVERSAL SECURITY SERVPASADENA CA	09/04/2018
225500	2200093384	08/30/2018	USD	876.48	ANIXIER INC DALLAS TX	09/04/2018
225501	2200093420	08/30/2018	USD	66.21	ASAP INDUSTRIAL SUPPLY FONTANA CA	09/05/2018
225502	2200093422	08/30/2018	USD	60.00	ASCE LOS ANGELES SECTION REDONDO BEACH CA	
225503	2200093423	08/30/2018	USD	1,130.76	AUTOZONE INC ATLANTA GA	09/04/2018
225504	2200093448	08/30/2018	USD	183.34	BREIG, ANNA VICTORVILLE CA	09/13/2018
225505	2200093385	08/30/2018	USD	92.00	CALIF WATER ENVIRONMENT ASSOC OAKLAND CA	09/19/2018
225506	2200093426	08/30/2018	USD	11,890.00	CALIFORNIA WATER TECHNOLOGIES, PASADENA CA	09/04/2018
225507	2200093459	08/30/2018	USD	1,500.00	CAMPBELL, ANDREW CHINO HILLS CA	09/10/2018
225508	2200093457	08/30/2018	USD	50.89	CAMPBELL, CONNIE CHINO HILLS CA	09/06/2018
225509	2200093456	08/30/2018	USD	98.42	CARL H TAYLOR III CRYSTAL RIVER FL	09/05/2018
225510	2200093398	08/30/2018	USD	7,210.00	CASC ENGINEERING AND CONSULTING COLTON CA	09/10/2018
225511	2200093386	08/30/2018	USD	240.00	CHINO BASIN WATER CONSERVATION MONTCLAIR CA	09/17/2018
225512	2200093411	08/30/2018	USD	2,973.13	CINTAS CORPORATION LOC#150 PHOENIX AZ	09/06/2018
225513	2200093394	08/30/2018	USD	90.00	CITY TOOL WORKS INC ONTARIO CA	09/05/2018
225514	2200093404	08/30/2018	USD	25,054.29	CS-AMSCO HUNTINGTON BEACH CA	09/05/2018
225515	2200093419	08/30/2018	USD	12,200.00	DAVID WHEELER'S PEST CONTROL, NORCO CA	09/04/2018
225516	2200093431	08/30/2018	USD	26,175.00	ECOTECH SERVICES INC MONROVIA CA	09/05/2018
225517	2200093391	08/30/2018	USD	173.21	ENVIRONMENTAL EXPRESS CHARLESTON SC	09/04/2018
225518	2200093442	08/30/2018	USD	9,011.60	FIREHOSE DIRECT MOORESVILLE NC	09/14/2018
225519	2200093371	08/30/2018	USD	3,093.21	FISHER SCIENTIFIC LOS ANGELES CA	09/04/2018
225520	2200093454	08/30/2018	USD	627.91	FRANCHISE TAX BOARD SACRAMENTO CA	
225521	2200093440	08/30/2018	USD	7,775.48	GARRATT CALLAHAN COMPANY BURLINGAME CA	09/11/2018
225522	2200093433	08/30/2018	USD	21,535.00	GILLIS + PANICHAPAN ARCHITECTS COSTA MESA CA	09/07/2018
225523	2200093402	08/30/2018	USD	3,895.00	GOLDEN STATE LABOR COMPLIANCE PALMDALE CA	
225524	2200093405	08/30/2018	USD	6,300.00	GOVERNMENTJOBS.COM INC EL SEGUNDO CA	09/10/2018
225525	2200093451	08/30/2018	USD	499.68	HOBBS, DIANA APPLE VALLEY CA	09/06/2018
225526	2200093373	08/30/2018	USD	2,026.11	HOME DEPOT CREDIT SERVICES PHOENIX AZ	09/04/2018
225527	2200093449	08/30/2018	USD	499.68	HORNE, WILLIAM YUCCA VALLEY CA	09/05/2018
225528	2200093392	08/30/2018	USD	979.12	INDUSTRIAL SUPPLY COMPANY ONTARIO CA	09/05/2018
225529	2200093452	08/30/2018	USD	41.00	INLAND EMPIRE UNITED WAY RANCHO CUCAMONGA CA	09/10/2018
225530	2200093444	08/30/2018	USD	55.00	INREACH LLC AUSTIN TX	09/10/2018
225531	2200093414	08/30/2018	USD	957.00	INTERNATIONAL PUBLIC MANAGEMENT ALEXANDRIA VA	09/06/2018
225532	2200093388	08/30/2018	USD	290.93	KONICA MINOLTA PASADENA CA	09/04/2018
225533	2200093438	08/30/2018	USD	4,300.00	KRD MANAGEMENT CONSULTING LLC TEMECULA CA	09/06/2018

Bank	CBB	CITIZENS BUSINESS BANK		ONTARIO CA 917610000		
Bank Key	122234149					
Acct number	CHECK	231167641				
Check						
Check number from to	Payment	Pmnt date	Crcy	Amount paid (FC)	Recipient/void reason code	Enca./void
225534	2200093434	08/30/2018	USD	2,372.25	LAW OFFICE OF KATHY M GANDARA RANCHO CUCAMONGA CA	09/04/2018
225535	2200093416	08/30/2018	USD	22,828.00	LENNAR HOMES CORONA CA	09/12/2018
225536	2200093439	08/30/2018	USD	4,657.50	MEANS CONSULTING LLC NEWPORT BEACH CA	09/05/2018
225537	2200093425	08/30/2018	USD	111,085.00	MICROAGE PHOENIX AZ	09/05/2018
225538	2200093450	08/30/2018	USD	826.04	MILLER, ELMER L BLUE JAY CA	09/05/2018
225539	2200093443	08/30/2018	USD	95.00	MK AUTO DETAIL INC ONTARIO CA	09/07/2018
225540	2200093460	08/30/2018	USD	43.10	O'BRIEN, MICHELLE CHINO HILLS CA	09/10/2018
225541	2200093370	08/30/2018	USD	2,617.27	OFFICE DEPOT PHOENIX AZ	09/06/2018
225542	2200093396	08/30/2018	USD	540.00	OLSON HAGEL & FISHBURN LLP SACRAMENTO CA	09/05/2018
225543	2200093445	08/30/2018	USD	74.04	ONTARIO MUNICIPAL UTILITIES COONTARIO CA	09/04/2018
225544	2200093455	08/30/2018	USD	165.66	PATRICK W HUNTER PHELAN CA	09/04/2018
225545	2200093410	08/30/2018	USD	1,304.67	PATTEN SYSTEMS INC HUNTINGTON BEACH CA	09/10/2018
225546	2200093374	08/30/2018	USD	182.77	PERKINELMER HEALTH SCIENCES INCHICAGO IL	09/04/2018
225547	2200093381	08/30/2018	USD	1,345.40	PETE'S ROAD SERVICE FULLERTON CA	09/05/2018
225548	2200093415	08/30/2018	USD	5,673.08	PFM ASSET MANAGEMENT LLC BALTIMORE MD	09/05/2018
225549	2200093400	08/30/2018	USD	120.15	PONION INDUSTRIES INC YORBA LINDA CA	09/10/2018
225550	2200093375	08/30/2018	USD	89.99	RAMONA TIRE & SERVICE CENTERS HEMET CA	09/07/2018
225551	2200093376	08/30/2018	USD	290.50	RAYNE WATER CONDITIONING COVINA CA	09/04/2018
225552	2200093369	08/30/2018	USD	5.93	REM LOCK & KEY ONTARIO CA	09/05/2018
225553	2200093395	08/30/2018	USD	1,671.24	RESTEK CORP LANCASTER PA	09/05/2018
225554	2200093399	08/30/2018	USD	12,375.00	RICK BULLARD CONSULTING AND TRLAS VEGAS NV	09/05/2018
225555	2200093377	08/30/2018	USD	1,411.31	ROYAL INDUSTRIAL SOLUTIONS LOS ANGELES CA	09/04/2018
225556	2200093406	08/30/2018	USD	633.78	RSD LAKE FOREST CA	09/04/2018
225557	2200093397	08/30/2018	USD	2,836.89	SIERRA INSTRUMENTS INC MONTEREY CA	09/05/2018
225558	2200093387	08/30/2018	USD	177.14	SIGMA-ALDRICH INC ATLANTA GA	09/04/2018
225559	2200093446	08/30/2018	USD	4,776.63	SO CALIF EDISON ROSEMEAD CA	09/07/2018
225560	2200093409	08/30/2018	USD	3,754.64	SOUTHERN CALIFORNIA EDISON ROSEMEAD CA	09/07/2018
225561	2200093424	08/30/2018	USD	6,225.97	STAFFING NETWORK LLC CAROL STREAM IL	09/05/2018
225562	2200093393	08/30/2018	USD	519.41	TELEDYNE INSTRUMENTS INC CHICAGO IL	09/04/2018
225563	2200093437	08/30/2018	USD	755.68	TRANSENE COMPANY INC DANVERS MA	09/07/2018
225564	2200093427	08/30/2018	USD	375.00	TRIPEPI SMITH AND ASSOCIATES, IRVINE CA	09/11/2018
225565	2200093389	08/30/2018	USD	815.95	ULTRA SCIENTIFIC NORTH KINGSTOWN RI	09/06/2018
225566	2200093453	08/30/2018	USD	243.33	US DEPARTMENT OF EDUCATION ATLANTA GA	09/12/2018
* Payment method Check			USD	5,380,178.71		

Inland Empire Util. Agency
 Chino, CA
 Company code 1000

Check Register
 CBB Disbursement Account - August 2018

09/20/2018 / 18:52:03
 User: CCAMPBELL
 Page: 9

Bank	CBB	CITIZENS BUSINESS BANK		ONTARIO CA 917610000		
Bank Key	122234149					
Acct number	CHECK	231167641				
Separate Check						
Check number from to	Payment	Pmnt date	Crcy	Amount paid (FC)	Recipient/void reason code	Enca./void
225334	2200092919	08/09/2018	USD	2,310,772.58	COUNTY SANITATION DISTRICTS OF WHITTIER CA	08/16/2018
* Payment method Separate Check			USD	2,310,772.58		

Total of all entries

Check Register
CBB Disbursement Account - August 2018

09/20/2018 / 18:52:03
User: CCAMPBEL
Page: 10

Check number from to	Payment	Prnt date	Crcy	Amount paid (FC)	Recipient/void reason code	Enca./void
**			USD	7,690,951.29		

Attachment 2B

Workers' Comp Checks

Check number from to	Payment	Pmnt date	Crcy	Amount paid (FC)	Recipient/void reason code	Enca./void
04986	2200093226	08/01/2018	USD	38.70	YORK RISK SERVICES GROUP RANCHO CUCAMONGA CA	08/24/2018
04987	2200093227	08/01/2018	USD	12.13	YORK RISK SERVICES GROUP RANCHO CUCAMONGA CA	08/07/2018
04988	2200093228	08/01/2018	USD	384.55	YORK RISK SERVICES GROUP RANCHO CUCAMONGA CA	08/06/2018
04989	2200093230	08/08/2018	USD	962.40	YORK RISK SERVICES GROUP RANCHO CUCAMONGA CA	08/14/2018
04990	2200093231	08/08/2018	USD	867.85	YORK RISK SERVICES GROUP RANCHO CUCAMONGA CA	08/14/2018
04991	2200093232	08/08/2018	USD	104.75	YORK RISK SERVICES GROUP RANCHO CUCAMONGA CA	08/13/2018
04992	2200093233	08/08/2018	USD	12.00	YORK RISK SERVICES GROUP RANCHO CUCAMONGA CA	08/15/2018
04993	2200093234	08/08/2018	USD	25.00	YORK RISK SERVICES GROUP RANCHO CUCAMONGA CA	08/13/2018
04994	2200093235	08/08/2018	USD	91.12	YORK RISK SERVICES GROUP RANCHO CUCAMONGA CA	08/13/2018
04995	2200093236	08/08/2018	USD	1.20	YORK RISK SERVICES GROUP RANCHO CUCAMONGA CA	08/13/2018
04996	2200093237	08/08/2018	USD	12.39	YORK RISK SERVICES GROUP RANCHO CUCAMONGA CA	08/13/2018
04997	2200093238	08/15/2018	USD	185.10	YORK RISK SERVICES GROUP RANCHO CUCAMONGA CA	08/22/2018
04998	2200093239	08/15/2018	USD	161.50	YORK RISK SERVICES GROUP RANCHO CUCAMONGA CA	08/20/2018
04999	2200093240	08/22/2018	USD	104.75	YORK RISK SERVICES GROUP RANCHO CUCAMONGA CA	08/27/2018
05000	2200093598	08/29/2018	USD	4,500.00	YORK RISK SERVICES GROUP RANCHO CUCAMONGA CA	
05001	2200093599	08/29/2018	USD	3,966.48	YORK RISK SERVICES GROUP RANCHO CUCAMONGA CA	
* Payment method Checks created manually			USD	11,429.92		

Bank CEB CITIZENS BUSINESS BANK
 Bank Key 122234149
 Acct number WCOMP 231159290

ONTARIO CA 917610000

Checks created manually

Total of all entries

Check Register
CBB Workers Comp Account - August 2018

09/20/2018 / 18:52:51
User: CCAMPBKL
Page: 2

Check number from to	Payment	Print date	Crcy	Amount paid (FC)	Recipient/void reason code	Enca./void
**			USD	11,429.92		

Attachment 2C

Vendor ACHs

Check	Payee / Description	Amount
ACH	ICMA RETIREMENT TRUST 457 P/R 16 8/3 Deferred Comp Ded	HR 0070300 18,669.24
	ICMA RETIREMENT TRUST 457	\$ 18,669.24
ACH	LINCOLN NATIONAL LIFE INS CO P/R 16 8/3 Deferred Comp Ded	HR 0070300 19,895.12
	LINCOLN NATIONAL LIFE INS CO	\$ 19,895.12
ACH	ICMA RETIREMENT TRUST 401 P/R 16 8/3 Exec Deferred Comp	HR 0070300 7,681.19
	ICMA RETIREMENT TRUST 401	\$ 7,681.19
ACH	SANTA ANA WATERSHED Credit for IEEC Permit Fee on Invoice 92 CR0230 18/19 Member District Fees	62502 600.00- 294,339.00
	SANTA ANA WATERSHED	\$ 293,739.00
ACH	MCMaster-CARR SUPPLY CO 1 Flow Rate Pump for Oil Compact Multi-Way Tap/Splice MCM Gauge W	68463085 1,178.07 68600525 1,155.60
	MCMaster-CARR SUPPLY CO	\$ 2,333.67
ACH	YORK RISK SERVICES GROUP INC 7/18-9/18 W/C Adm Fee - 3Q18	500017775 4,762.20
	YORK RISK SERVICES GROUP INC	\$ 4,762.20
ACH	FERREIRA COASTAL CONSTRUCTION WR15021-6/18 Pay Est 1	PE 1-WR15021 237,500.00
	FERREIRA COASTAL CONSTRUCTION	\$ 237,500.00
ACH	U S BANK - PAYMENT PLUS 101123 ALL AMERICAN CRANE MAINTENANCE 107889 ALS ENVIRONMENTAL 107443 COMMUNICATIONS USA INC. 107889 ALS ENVIRONMENTAL 105316 PLUMBERS DEPOT INC 100163 J G TUCKER & SON INC 101945 FLORENCE FILTER CORP 100150 HARRINGTON INDUSTRIAL PLASTICS LL 101706 CALOLYMPIC SAFETY	2200092036 2,368.47 2200092315 1,275.00 2200092314 74.02 2200092163 2,125.00 2200092162 7,423.42 2200092161 579.16 2200092038 805.96 2200092035 1,638.95 2200092037 366.14
	U S BANK - PAYMENT PLUS	\$ 16,656.12
ACH	AMAZON BUSINESS 7 Manuals iPhone Chargers,iPhone Stands 3 Wastewater Biology;3 Operation Water R Baldwin BT365 Hydraulic Filter	1H79-VGFR-RKY 1,237.77 1RP9-774F-LGG 133.31 1GMF-6R6M-GMF 551.94 1PDK-QNVR-XLN 52.38
	AMAZON BUSINESS	\$ 1,975.40

Check	Payee / Description	Amount
ACH	ALL CAL EQUIPMENT SERVICES INC Service Genie Manlift Z-45125 54159	2,139.21
	ALL CAL EQUIPMENT SERVICES INC\$	2,139.21
ACH	ELESCO Replace Obsolete Emerg Lighting Sys S/N 69436 Replace Obsolete Emerg Lighting Sys S/N 69435	13,104.08 14,656.89
	ELESCO \$	27,760.97
ACH	IEUA EMPLOYEES' ASSOCIATION P/R 16 8/3 Employee Ded HR 0070300	207.00
	IEUA EMPLOYEES' ASSOCIATION \$	207.00
ACH	IEUA SUPERVISORS UNION ASSOCIA P/R 16 8/3 Employee Ded HR 0070300	330.00
	IEUA SUPERVISORS UNION ASSOCIA\$	330.00
ACH	IEUA GENERAL EMPLOYEES ASSOCIA P/R 16 8/3 Employee Ded HR 0070300	1,119.10
	IEUA GENERAL EMPLOYEES ASSOCIA\$	1,119.10
ACH	IEUA PROFESSIONAL EMPLOYEES AS P/R 16 8/3 Employee Ded HR 0070300	500.00
	IEUA PROFESSIONAL EMPLOYEES AS\$	500.00
ACH	DISCOVERY BENEFITS INC P/R 16 8/3 Cafeteria Plan HR 0070300	3,519.54
	DISCOVERY BENEFITS INC \$	3,519.54
ACH	R F MACDONALD RP2 Boiler #1 6 Month Cleaning 261806 RP2 Boiler #1 Burner Cleaning Confined S 261778 RP2 Boiler #1 Control Failure Svc Call 260116	4,457.00 5,906.00 950.00
	R F MACDONALD \$	11,313.00
ACH	AQUA BEN CORPORATION DAFT-20,700 Lbs Hydrofloc 748E 37461 DAFT-20,700 Lbs Hydrofloc 748E 37463	18,735.57 18,735.57
	AQUA BEN CORPORATION \$	37,471.14
ACH	SANTA ANA WATERSHED June 2018 Truck Discharge-Correction Cre CR0233 June 2018 Truck Discharge 9311 FY 18/19 Indirect Discharge Permit Fees 9330	39.13- 1,615.92 1,500.00
	SANTA ANA WATERSHED \$	3,076.79
ACH	UNIVAR USA INC PradoLS-12,181 Lbs Sodium Bisulfite LA634335	2,630.31

Check	Payee / Description		Amount
	UNIVAR USA INC	\$	2,630.31
ACH	MCMaster-CARR SUPPLY CO		
	Strut-Mount Metal Routing Clamp	66683919	70.51
	5 Corrosion Resistant Mufflers	69185719	358.93
	Panel Mount Transformer	69186631	117.76
	3 Gallon Gatorade Cooler	69048912	63.42
	Ratcheting Combination Wrench	67760299	221.13
	Ratchet Puller with Chain	64692624	822.27
	Drill Bit Set, Concrete Anchors, Rubber Re	69048913	133.25
	Assorted Tools	63736591	7,872.08
	Ratcheting Combination Wrench, Socket Ada	63823366	239.08
	External Grip Extractor Set	67106227	293.55
	2 Web Sling Shackles	64098670	708.90
	MCMaster-CARR SUPPLY CO	\$	10,900.88
ACH	CHINO BASIN DESALTER AUTHORITY		
	CDA-Wellfield Development-Wells 1,2,3-In 420		8,649.37
	CHINO BASIN DESALTER AUTHORITY\$		8,649.37
ACH	HACH COMPANY		
	Pivot Clamps, Pivot Bases, Fluted Knobs	11046501	505.86
	RP5-Fluted Knobs, Flat Washers	11042589	159.28
	HACH COMPANY	\$	665.14
ACH	GK & ASSOCIATES		
	46-2054-6/18 Prof Svcs	18-051	26,752.00
	46-2054-6/18 Prof Svcs	18-053	21,504.00
	46-2054-6/18 Prof Svcs	18-054	10,880.00
	GK & ASSOCIATES	\$	59,136.00
ACH	DAVE'S PLUMBING		
	1 Water Softener Removal 7/10/18	5190	250.00
	2 Water Softeners Removal 7/23/18	5191	490.00
	1 Water Softener Removal 7/26/18	5192	245.00
	DAVE'S PLUMBING	\$	985.00
ACH	FERREIRA COASTAL CONSTRUCTION		
	EN17051-5/2018 Professional Services	508806	8,940.18
	EN17072-6/2018 Professional Services	1	75,366.00
	FERREIRA COASTAL CONSTRUCTION \$		84,306.18
ACH	AMAZON BUSINESS		
	2 Composite Quiet Impact Tool	11C4-H9C7-DJ1	733.70
	Valve Rebuild Kit	1QF3-LQ7H-QGT	189.20
	AMAZON BUSINESS	\$	922.90
ACH	SOLAR STAR CALIFORNIA V LLC		
	RP1-6/1-6/30 2450 Phila St	M0615-2133775	24,408.02
	CCWRP/TP/RWPS-6/1-6/30 14950 Telephone A	M0613-2133773	9,674.88
	RP5/TP5/HQA/B-6/1-6/30 6075 Kimball Ave	M0614-2133774	21,489.60

Check	Payee / Description	Amount
	SOLAR STAR CALIFORNIA V LLC \$	55,572.50
ACH	IEUA EMPLOYEES' ASSOCIATION P/R DIR 8 8/10 Employee Ded HR 0071100	12.00
	IEUA EMPLOYEES' ASSOCIATION \$	12.00
ACH	ICMA RETIREMENT TRUST 457 P/R 17 8/17/18 Deferred Comp Ded HR 0071200	18,335.03
	ICMA RETIREMENT TRUST 457 \$	18,335.03
ACH	LINCOLN NATIONAL LIFE INS CO P/R 17 8/17/18 Deferred Comp Ded HR 0071200	19,092.46
	LINCOLN NATIONAL LIFE INS CO \$	19,092.46
ACH	ICMA RETIREMENT TRUST 401 P/R 17 8/17/18 Exec Deferred Comp HR 0071200	7,663.89
	ICMA RETIREMENT TRUST 401 \$	7,663.89
ACH	HASCO OIL COMPANY, INC. RP5-Mobil DTE 25-1 Drum 0219787-IN 1,456.37 RP5-Shell Turbo T 46-1 Drum 0219969-IN 1,321.82 RP5-Mobil DTE 25-1 Drum 0219891-IN 1,497.83	
	HASCO OIL COMPANY, INC. \$	4,276.02
ACH	SANTA ANA WATERSHED June 2018 Service 9318	132,548.12
	SANTA ANA WATERSHED \$	132,548.12
ACH	HACH COMPANY Inv-Probe Assys-LDO Model 2 11054454 8,086.64 Inv-Lamp Assys 11050069 243.31	
	HACH COMPANY \$	8,329.95
ACH	OLIN CORP TP1-4,916 Gals Sodium Hypochlorite 2543992 2,900.44 TP1-4,908 Gals Sodium Hypochlorite 2534462 2,895.72 TP1-4,918 Gals Sodium Hypochlorite 2534053 2,901.62 TP1-4,944 Gals Sodium Hypochlorite 2533255 2,916.96 TP1-4,984 Gals Sodium Hypochlorite 2534826 2,940.56 TP1-4,634 Gals Sodium Hypochlorite 2536059 2,734.06 TP1-4,976 Gals Sodium Hypochlorite 2536354 2,935.84 TP1-4,916 Gals Sodium Hypochlorite 2542885 2,900.44 TP1-4,704 Gals Sodium Hypochlorite 2541523 2,775.36 TP1-4,946 Gals Sodium Hypochlorite 2538456 2,918.14 TP1-4,966 Gals Sodium Hypochlorite 2538457 2,929.94 TP1-4,916 Gals Sodium Hypochlorite 2540107 2,900.44 TP1-4,814 Gals Sodium Hypochlorite 2539573 2,840.26 TP1-4,910 Gals Sodium Hypochlorite 2539574 2,896.90 TP1-4,804 Gals Sodium Hypochlorite 2543465 2,834.36 TP1-4,910 Gals Sodium Hypochlorite 2539073 2,896.90	
	OLIN CORP \$	46,117.94

Check	Payee / Description	Amount
ACH	GK & ASSOCIATES 46-2054-6/18 Prof Svcs	18-052 11,424.00
	GK & ASSOCIATES \$	11,424.00
ACH	AMAZON BUSINESS Hydraulic Filter	199X-C97Q-PNV 17.46
	1 Leatherman Skeletool, 2 Viper Shot Kin	14FC-K71X-1WC 122.76
	Milwaukee Jobsite Radio	17XK-C1HV-LPR 116.24
	AMAZON BUSINESS \$	256.46
ACH	AMERICAN OFFICE PROFESSIONALS Service Call for Ricoh Aficio SPC410DN	1700 543.87
	Service Call for HP 3800 CNWCH45172	1704 394.82
	AMERICAN OFFICE PROFESSIONALS \$	938.69
ACH	MERSIVE TECHNOLOGIES INC EN16049-Upgrade for Solstice Software Po 116438	3,000.00
	MERSIVE TECHNOLOGIES INC \$	3,000.00
ACH	IEUA EMPLOYEES' ASSOCIATION P/R 17 8/17/18 Employee Ded	HR 0071200 207.00
	IEUA EMPLOYEES' ASSOCIATION \$	207.00
ACH	IEUA SUPERVISORS UNION ASSOCIA P/R 17 8/17/18 Employee Ded	HR 0071200 330.00
	IEUA SUPERVISORS UNION ASSOCIA\$	330.00
ACH	IEUA GENERAL EMPLOYEES ASSOCIA P/R 17 8/17/18 Employee Ded	HR 0071200 1,119.10
	IEUA GENERAL EMPLOYEES ASSOCIA\$	1,119.10
ACH	IEUA PROFESSIONAL EMPLOYEES AS P/R 17 8/17/18 Employee Ded	HR 0071200 500.00
	IEUA PROFESSIONAL EMPLOYEES ASS\$	500.00
ACH	DISCOVERY BENEFITS INC P/R 17 8/17/18 Cafeteria Plan	HR 0071200 3,519.54
	DISCOVERY BENEFITS INC \$	3,519.54
ACH	VALENCIA, CHRISTINA Valencia,C-ExpRpt-8/1/18 CAMP Mtg-SF	8/1/18 CAMP-S 13.00
	VALENCIA, CHRISTINA \$	13.00
ACH	ELIE, STEVE MlgReim-7/18 Meetings-Elie,S	MLG 7/18 65.95
	ELIE, STEVE \$	65.95

Check	Payee / Description	Amount
ACH	HALL, JASMIN MlgReim-7/18 Meetings-Hall,J MLG 7/18	208.30
	HALL, JASMIN \$	208.30
ACH	PARKER, KATI MlgReim-7/18 Meetings-Parker,K MLG 7/18	19.13
	PARKER, KATI \$	19.13
ACH	PARSONS WATER & INFRASTRUCTURE EN19001/EN19006-6/2-7/6 Prof Svcs 1807A898	1,000,857.90
	PARSONS WATER & INFRASTRUCTURE\$	1,000,857.90
ACH	JEREMY HARRIS CONSTRUCTION, IN 7th/8thStBsns-Cttnng & Wndrwng Silt Mater 3116-B 7th/8thStBsns-Dwtrng Clls,Rpr Mnr Chnrl 3116-A 7th/8thStBsns-Ripping & Smoothing Cell F 3116-D	6,350.00 1,400.00 34,000.00
	JEREMY HARRIS CONSTRUCTION, IN\$	41,750.00
ACH	NAPA GENUINE PARTS COMPANY Air Filter,Delo 15W40,Oil Filter,Fuel Fi 4584-258071 AGM Battery,Capsules,2.5 Gal Blue Def 3973-920064 Fuel Hose,Purple Power,Capsules,Windshie 3973-923060 Battery,Antifreeze,Brake Fluid 4584-256435 Return Drain Valve 4584-259030	135.93 425.38 390.07 149.85 279.35-
	NAPA GENUINE PARTS COMPANY \$	821.88
ACH	INGERSOLL RAND COMPANY RP4PS-Pump-Two Stage Bare 24499306 Inv-Coolant-UltraC-20Lt 24504406	2,358.04 3,383.22
	INGERSOLL RAND COMPANY \$	5,741.26
ACH	GENESIS CONSTRUCTION PA17006.02-7/18 Pay Est 6 PE 6-PA17006.	549,551.85
	GENESIS CONSTRUCTION \$	549,551.85
ACH	MCMASTER-CARR SUPPLY CO Grease Gun Cartridges 70756585 Rubber Chest Waders, Hitch Ball 70756563 50 feet PVC Tubing 70452756	72.17 761.09 130.37
	MCMASTER-CARR SUPPLY CO \$	963.63
ACH	AGRICULTURAL RESOURCES 9/18 Wtr Quality Consult 9/18 WTR QLTY	3,500.00
	AGRICULTURAL RESOURCES \$	3,500.00
ACH	PALM AUTO DETAIL INC 6/18 Carwash Svcs f/Agency Fleet Vehicle 61899-4	5,281.00
	PALM AUTO DETAIL INC \$	5,281.00

Check	Payee / Description	Amount
ACH	HACH COMPANY RP4-Equitransferrant PH7 Buffers 11064661	173.70
	HACH COMPANY \$	173.70
ACH	SUNGARD AVAILABILITY SERVICES 8/18 Disaster Recovery Svc 152691194	4,152.00
	SUNGARD AVAILABILITY SERVICES \$	4,152.00
ACH	FERREIRA COASTAL CONSTRUCTION CDA-Repair Leaking RO Effluent Pipelines 1447-034	2,035.30
	FERREIRA COASTAL CONSTRUCTION \$	2,035.30
ACH	FERREIRA COASTAL CONSTRUCTION WR15021-7/18 Pay Est 2 PE 2-WR15021	240,350.00
	FERREIRA COASTAL CONSTRUCTION \$	240,350.00
ACH	KEMP BROS CONSTRUCTION INC EN15008-7/18 PE23-SN19001 AdmFee EN15008-SN190	139,070.96
	KEMP BROS CONSTRUCTION INC \$	139,070.96
ACH	AMAZON BUSINESS 2 Baldwin Hydraulic Filters 1TDN-QYV6-JWX 34.92 Red Warning Signs, Yellow Warning Signs 1HRK-YHYR-Q7Q 129.40 Valve Repair Kit 11ML-TNNV-DRC 312.46 Right Arrow Reflective Sign 1G16-JD6P-FXX 42.00 Split Loom Braided Cable Sleeve 17WV-DQGN-4GH 25.98 Intermatic T103 120-V DPST 24Hr Mechan T 1HRK-YHYR-P1Q 62.12 Hayward TC20075STE Union Ball Check Valv 133X-WLN9-XQK 275.16 1 Hayward True Union Ball Valve 1TDN-QYV6-C4M 54.81 6 Hydraulic Filters 1DWR-4HVL-GCQ 100.92 The Connected Company book for Chris 17CF-K3QL-F1T 25.03 Newmar 3 Bank 8 Amp Charger 1TDN-QYV6-3GG 400.96	
	AMAZON BUSINESS \$	1,463.76
ACH	CDM CONSTRUCTORS INC EN13016.04-7/18 Pay Est 10 PE 10-EN13016 79,210.43 EN13016.03-7/18 Pay Est 6 PE 6-EN13016. 4,895.73	
	CDM CONSTRUCTORS INC \$	84,106.16
ACH	SHELL ENERGY NORTH AMERICA LP RP2/RP5-7/1-7/31 16400 El Prado Rd 4/1-4 2044 7/18 13,473.84 RP1-7/1-7/31 2450 Phila St 4/1-4/30 Adj 2042 7/18 232,249.13 CCWRP/TP/RWP-7/1-7/31 14950 Tlphn 4/1-4/ 2046 7/18 78,124.46	
	SHELL ENERGY NORTH AMERICA LP \$	323,847.43
ACH	WAXIE SANITARY SUPPLY Bleach 77521303 516.23 Towels, Bleach, Toilet Paper, Bug Repellent 77596863 2,230.48 Degreaser 77568549 238.78 Credit f/Towels Not Delivered - Inv #775 77562259 CM 1,218.11- Duster Brush Heads & Handles 77587977 26.63	

Check	Payee / Description	Amount
	Towels, Paper Towels, Liners, Toilet Paper, 77562259	3,561.29
	Towels 77578092	1,218.11
	PaperTowels, ToiletPaper, Liners, DishSoap, 77584427	1,198.95
	WAXIE SANITARY SUPPLY \$	7,772.36
ACH	HALL, JASMIN Hall, J-ExpRpt-8/7-8/11/18 CASA Conf 8/7/18 CASA	552.26
	HALL, JASMIN \$	552.26
ACH	ESTRADA, JIMMIE J Reim Monthly Health Prem HEALTH PREM	499.68
	ESTRADA, JIMMIE J \$	499.68
ACH	LICHTI, ALICE Reim Monthly Health Prem HEALTH PREM	183.34
	LICHTI, ALICE \$	183.34
ACH	MORASSE, EDNA Reim Monthly Health Prem HEALTH PREM	183.34
	MORASSE, EDNA \$	183.34
ACH	NOWAK, THEO T Reim Monthly Health Prem HEALTH PREM	499.68
	NOWAK, THEO T \$	499.68
ACH	SONNENBURG, ILSE Reim Monthly Health Prem HEALTH PREM	183.34
	SONNENBURG, ILSE \$	183.34
ACH	DYKSTRA, BETTY Reim Monthly Health Prem HEALTH PREM	183.34
	DYKSTRA, BETTY \$	183.34
ACH	TORRES, ROBERT G Reim Monthly Health Prem HEALTH PREM	183.34
	TORRES, ROBERT G \$	183.34
ACH	MUELLER, CAROLYN Reim Monthly Health Prem HEALTH PREM	183.34
	MUELLER, CAROLYN \$	183.34
ACH	GRIFFIN, GEORGE Reim Monthly Health Prem HEALTH PREM	183.34
	GRIFFIN, GEORGE \$	183.34
ACH	CANADA, ANGELA Reim Monthly Health Prem HEALTH PREM	183.34

Check	Payee / Description	Amount
	CANADA, ANGELA	\$ 183.34
ACH	CUPERSMITH, LEIZAR Reim Monthly Health Prem	HEALTH PREM 183.34
	CUPERSMITH, LEIZAR	\$ 183.34
ACH	DELGADO-ORAMAS JR, JOSE Reim Monthly Health Prem	HEALTH PREM 316.34
	DELGADO-ORAMAS JR, JOSE	\$ 316.34
ACH	GRANGER, BRANDON Reim Monthly Health Prem	HEALTH PREM 158.17
	GRANGER, BRANDON	\$ 158.17
ACH	GADDY, CHARLES L Reim Monthly Health Prem	HEALTH PREM 158.17
	GADDY, CHARLES L	\$ 158.17
ACH	BAKER, CHRIS Reim Monthly Health Prem	HEALTH PREM 25.17
	BAKER, CHRIS	\$ 25.17
ACH	WEBB, DANNY C Reim Monthly Health Prem	HEALTH PREM 133.00
	WEBB, DANNY C	\$ 133.00
ACH	HUMPHREYS, DEBORAH E Reim Monthly Health Prem	HEALTH PREM 158.17
	HUMPHREYS, DEBORAH E	\$ 158.17
ACH	MOUAT, FREDERICK W Reim Monthly Health Prem	HEALTH PREM 158.17
	MOUAT, FREDERICK W	\$ 158.17
ACH	MORGAN, GARTH W Reim Monthly Health Prem	HEALTH PREM 133.00
	MORGAN, GARTH W	\$ 133.00
ACH	ALLINGHAM, JACK Reim Monthly Health Prem	HEALTH PREM 25.17
	ALLINGHAM, JACK	\$ 25.17
ACH	MAZUR, JOHN Reim Monthly Health Prem	HEALTH PREM 491.57
	MAZUR, JOHN	\$ 491.57
ACH	RUDDER, LARRY Reim Monthly Health Prem	HEALTH PREM 25.17

Check	Payee / Description	Amount
	RUDDER, LARRY	\$ 25.17
ACH	HAMILTON, MARIA Reim Monthly Health Prem	HEALTH PREM 133.00
	HAMILTON, MARIA	\$ 133.00
ACH	PICENO, TONY Reim Monthly Health Prem	HEALTH PREM 183.34
	PICENO, TONY	\$ 183.34
ACH	RAMOS, CAROL Reim Monthly Health Prem	HEALTH PREM 25.17
	RAMOS, CAROL	\$ 25.17
ACH	FISHER, JAY Reim Monthly Health Prem	HEALTH PREM 133.00
	FISHER, JAY	\$ 133.00
ACH	KING, PATRICK Reim Monthly Health Prem	HEALTH PREM 25.17
	KING, PATRICK	\$ 25.17
ACH	HOWARD, ROBERT JAMES Reim Monthly Health Prem	HEALTH PREM 25.17
	HOWARD, ROBERT JAMES	\$ 25.17
ACH	DIETZ, JUDY Reim Monthly Health Prem	HEALTH PREM 133.00
	DIETZ, JUDY	\$ 133.00
ACH	DAVIS, GEORGE Reim Monthly Health Prem	HEALTH PREM 25.17
	DAVIS, GEORGE	\$ 25.17
ACH	MONZAVI, TAGHI Reim Monthly Health Prem	HEALTH PREM 25.17
	MONZAVI, TAGHI	\$ 25.17
ACH	PETERSEN, KENNETH Reim Monthly Health Prem	HEALTH PREM 183.34
	PETERSEN, KENNETH	\$ 183.34
ACH	TRAUTERMAN, HELEN Reim Monthly Health Prem	HEALTH PREM 183.34
	TRAUTERMAN, HELEN	\$ 183.34
ACH	TIEGS, KATHLEEN	

Check	Payee / Description		Amount
	Reim Monthly Health Prem	HEALTH PREM	959.04
	TIEGS, KATHLEEN	\$	959.04
ACH	DIGGS, GEORGE Reim Monthly Health Prem	HEALTH PREM	499.68
	DIGGS, GEORGE	\$	499.68
ACH	HAYES, KENNETH Reim Monthly Health Prem	HEALTH PREM	499.68
	HAYES, KENNETH	\$	499.68
ACH	HUNTON, STEVE Reim Monthly Health Prem	HEALTH PREM	158.17
	HUNTON, STEVE	\$	158.17
ACH	RODRIGUEZ, LOUIS Reim Monthly Health Prem	HEALTH PREM	158.17
	RODRIGUEZ, LOUIS	\$	158.17
ACH	VARBEL, VAN Reim Monthly Health Prem	HEALTH PREM	642.70
	VARBEL, VAN	\$	642.70
ACH	CLIFTON, NEIL Reim Monthly Health Prem	HEALTH PREM	509.70
	CLIFTON, NEIL	\$	509.70
ACH	DELGADO, FRANCOIS Reim Monthly Health Prem	HEALTH PREM	133.00
	DELGADO, FRANCOIS	\$	133.00
ACH	WELLMAN, JOHN THOMAS Reim Monthly Health Prem	HEALTH PREM	642.70
	WELLMAN, JOHN THOMAS	\$	642.70
ACH	SPEARS, SUSAN Reim Monthly Health Prem	HEALTH PREM	25.17
	SPEARS, SUSAN	\$	25.17
ACH	TROXEL, WYATT Reim Monthly Health Prem	HEALTH PREM	183.34
	TROXEL, WYATT	\$	183.34
ACH	CORLEY, WILLIAM Reim Monthly Health Prem	HEALTH PREM	491.57
	CORLEY, WILLIAM	\$	491.57

Check	Payee / Description		Amount
ACH	CALLAHAN, CHARLES Reim Monthly Health Prem	HEALTH PREM	345.53
	CALLAHAN, CHARLES	\$	345.53
ACH	LESNIAKOWSKI, NORBERT Reim Monthly Health Prem	HEALTH PREM	183.34
	LESNIAKOWSKI, NORBERT	\$	183.34
ACH	VER STEEG, ALLEN J Reim Monthly Health Prem	HEALTH PREM	478.53
	VER STEEG, ALLEN J	\$	478.53
ACH	HACKNEY, GARY Reim Monthly Health Prem	HEALTH PREM	479.52
	HACKNEY, GARY	\$	479.52
ACH	CAREL, LARRY Reim Monthly Health Prem	HEALTH PREM	25.17
	CAREL, LARRY	\$	25.17
ACH	TOL, HAROLD Reim Monthly Health Prem	HEALTH PREM	183.34
	TOL, HAROLD	\$	183.34
ACH	BANKSTON, GARY Reim Monthly Health Prem	HEALTH PREM	533.80
	BANKSTON, GARY	\$	533.80
ACH	ATWATER, RICHARD Reim Monthly Health Prem	HEALTH PREM	133.00
	ATWATER, RICHARD	\$	133.00
ACH	FIESTA, PATRICIA Reim Monthly Health Prem	HEALTH PREM	491.57
	FIESTA, PATRICIA	\$	491.57
ACH	DIGGS, JANET Reim Monthly Health Prem	HEALTH PREM	632.68
	DIGGS, JANET	\$	632.68
ACH	CARAZA, TERESA Reim Monthly Health Prem	HEALTH PREM	188.35
	CARAZA, TERESA	\$	188.35
ACH	ANDERSON, JOHN Reim Monthly Health Prem	HEALTH PREM	499.68
	ANDERSON, JOHN	\$	499.68

Check	Payee / Description	Amount
ACH	SANTA CRUZ, JACQUELYN Reim Monthly Health Prem	HEALTH PREM 866.84
	SANTA CRUZ, JACQUELYN	\$ 866.84
ACH	HECK, ROSELYN Reim Monthly Health Prem	HEALTH PREM 25.17
	HECK, ROSELYN	\$ 25.17
ACH	SOPICKI, LEO Reim Monthly Health Prem	HEALTH PREM 316.34
	SOPICKI, LEO	\$ 316.34
ACH	GOSE, ROSEMARY Reim Monthly Health Prem	HEALTH PREM 133.00
	GOSE, ROSEMARY	\$ 133.00
ACH	KEHL, BARRETT Reim Monthly Health Prem	HEALTH PREM 133.00
	KEHL, BARRETT	\$ 133.00
ACH	RITCHIE, JANN Reim Monthly Health Prem	HEALTH PREM 133.00
	RITCHIE, JANN	\$ 133.00
ACH	LONG, ROCKWELL DEE Reim Monthly Health Prem	HEALTH PREM 509.70
	LONG, ROCKWELL DEE	\$ 509.70
ACH	FATTAHI, MIR Reim Monthly Health Prem	HEALTH PREM 133.00
	FATTAHI, MIR	\$ 133.00
ACH	VERGARA, FLORENTINO Reim Monthly Health Prem	HEALTH PREM 316.34
	VERGARA, FLORENTINO	\$ 316.34
ACH	ROGERS, SHIRLEY Reim Monthly Health Prem	HEALTH PREM 183.34
	ROGERS, SHIRLEY	\$ 183.34
ACH	WALL, DAVID Reim Monthly Health Prem	HEALTH PREM 321.35
	WALL, DAVID	\$ 321.35
ACH	CHUNG, MICHAEL Reim Monthly Health Prem	HEALTH PREM 158.17

Check	Payee / Description	Amount
	CHUNG, MICHAEL	\$ 158.17
ACH	ADAMS, PAMELA Reim Monthly Health Prem	HEALTH PREM 183.34
	ADAMS, PAMELA	\$ 183.34
ACH	BLASINGAME, MARY Reim Monthly Health Prem	HEALTH PREM 509.70
	BLASINGAME, MARY	\$ 509.70
ACH	ANDERSON, KENNETH Reim Monthly Health Prem	HEALTH PREM 158.17
	ANDERSON, KENNETH	\$ 158.17
ACH	MOE, JAMES Reim Monthly Health Prem	HEALTH PREM 25.17
	MOE, JAMES	\$ 25.17
ACH	POLACEK, KEVIN Reim Monthly Health Prem	HEALTH PREM 835.51
	POLACEK, KEVIN	\$ 835.51
ACH	ELROD, SONDR Reim Monthly Health Prem	HEALTH PREM 321.35
	ELROD, SONDR	\$ 321.35
ACH	FRAZIER, JACK Reim Monthly Health Prem	HEALTH PREM 200.40
	FRAZIER, JACK	\$ 200.40
ACH	HOAK, JAMES Reim Monthly Health Prem	HEALTH PREM 133.00
	HOAK, JAMES	\$ 133.00
ACH	DEZHAM, PARIVASH Reim Monthly Health Prem	HEALTH PREM 200.40
	DEZHAM, PARIVASH	\$ 200.40
ACH	FOLEY III, DANIEL J. Reim Monthly Health Prem	HEALTH PREM 188.35
	FOLEY III, DANIEL J.	\$ 188.35
ACH	CLEVELAND, JAMES Reim Monthly Health Prem	HEALTH PREM 133.00
	CLEVELAND, JAMES	\$ 133.00
ACH	LANGNER, CAMERON Reim Monthly Health Prem	HEALTH PREM 666.86

Check	Payee / Description	Amount
	LANGNER, CAMERON	\$ 666.86
ACH	HAMILTON, LEANNE Reim Monthly Health Prem	HEALTH PREM 188.35
	HAMILTON, LEANNE	\$ 188.35
ACH	HOOSHMAND, RAY Reim Monthly Health Prem	HEALTH PREM 133.00
	HOOSHMAND, RAY	\$ 133.00
ACH	SCHLAPKOHL, JACK Reim Monthly Health Prem	HEALTH PREM 133.00
	SCHLAPKOHL, JACK	\$ 133.00
ACH	POOLE, PHILLIP Reim Monthly Health Prem	HEALTH PREM 188.35
	POOLE, PHILLIP	\$ 188.35
ACH	ADAMS, BARBARA Reim Monthly Health Prem	HEALTH PREM 158.17
	ADAMS, BARBARA	\$ 158.17
ACH	RUESCH, GENECE Reim Monthly Health Prem	HEALTH PREM 539.33
	RUESCH, GENECE	\$ 539.33
ACH	VANDERPOOL, LARRY Reim Monthly Health Prem	HEALTH PREM 533.80
	VANDERPOOL, LARRY	\$ 533.80
ACH	AMBROSE, JEFFREY Reim Monthly Health Prem	HEALTH PREM 479.52
	AMBROSE, JEFFREY	\$ 479.52
ACH	MERRILL, DIANE Reim Monthly Health Prem	HEALTH PREM 478.53
	MERRILL, DIANE	\$ 478.53
ACH	HOUSER, ROD Reim Monthly Health Prem	HEALTH PREM 636.70
	HOUSER, ROD	\$ 636.70
ACH	RUSSO, VICKI Reim Monthly Health Prem	HEALTH PREM 188.35
	RUSSO, VICKI	\$ 188.35
ACH	HUSS, KERRY	

Check	Payee / Description		Amount
	Reim Monthly Health Prem	HEALTH PREM	824.05
	HUSS, KERRY	\$	824.05
ACH	BINGHAM, GREGG Reim Monthly Health Prem	HEALTH PREM	702.51
	BINGHAM, GREGG	\$	702.51
ACH	CHARLES, DAVID Reim Monthly Health Prem	HEALTH PREM	133.00
	CHARLES, DAVID	\$	133.00
ACH	YEBOAH, ERNEST Reim Monthly Health Prem	HEALTH PREM	133.00
	YEBOAH, ERNEST	\$	133.00
ACH	ALVARADO, ROSEMARY Reim Monthly Health Prem	HEALTH PREM	346.52
	ALVARADO, ROSEMARY	\$	346.52
ACH	BARELA, GEORGE Reim Monthly Health Prem	HEALTH PREM	133.00
	BARELA, GEORGE	\$	133.00
ACH	FETZER, ROBERT Reim Monthly Health Prem	HEALTH PREM	835.51
	FETZER, ROBERT	\$	835.51
ACH	SPAETH, ERIC Reim Monthly Health Prem	HEALTH PREM	188.35
	SPAETH, ERIC	\$	188.35
ACH	DAVIS, MARTHA Reim Monthly Health Prem	HEALTH PREM	188.35
	DAVIS, MARTHA	\$	188.35
ACH	BRULE, CHRISTOPHER Reim Monthly Health Prem	HEALTH PREM	188.35
	BRULE, CHRISTOPHER	\$	188.35
ACH	ROOS, JAMES Reim Monthly Health Prem	HEALTH PREM	509.70
	ROOS, JAMES	\$	509.70
ACH	MULLANEY, JOHN Reim Monthly Health Prem	HEALTH PREM	321.35
	MULLANEY, JOHN	\$	321.35

Check	Payee / Description	Amount
ACH	VALENZUELA, DANIEL Reim Monthly Health Prem	HEALTH PREM 509.70
	VALENZUELA, DANIEL	\$ 509.70
ACH	PACE, BRIAN Reim Monthly Health Prem	HEALTH PREM 509.70
	PACE, BRIAN	\$ 509.70
ACH	KING, JOSEPH Reim Monthly Health Prem	HEALTH PREM 133.00
	KING, JOSEPH	\$ 133.00
ACH	VILLALOBOS, HECTOR Reim Monthly Health Prem	HEALTH PREM 188.35
	VILLALOBOS, HECTOR	\$ 188.35
ACH	BAXTER, KATHLEEN Reim Monthly Health Prem	HEALTH PREM 321.35
	BAXTER, KATHLEEN	\$ 321.35
ACH	PENMAN, DAVID Reim Monthly Health Prem	HEALTH PREM 509.70
	PENMAN, DAVID	\$ 509.70
ACH	ANGIER, RICHARD Reim Monthly Health Prem	HEALTH PREM 509.70
	ANGIER, RICHARD	\$ 509.70
ACH	MERRILL, DEBORAH Reim Monthly Health Prem	HEALTH PREM 358.57
	MERRILL, DEBORAH	\$ 358.57
ACH	O'DEA, KRISTINE Reim Monthly Health Prem	HEALTH PREM 158.17
	O'DEA, KRISTINE	\$ 158.17
ACH	OAKDEN, LISA Reim Monthly Health Prem	HEALTH PREM 866.84
	OAKDEN, LISA	\$ 866.84
ACH	LAUGHLIN, JOHN Reim Monthly Health Prem	HEALTH PREM 133.00
	LAUGHLIN, JOHN	\$ 133.00
ACH	HUGHBANKS, ROGER Reim Monthly Health Prem	HEALTH PREM 188.35
	HUGHBANKS, ROGER	\$ 188.35

Check	Payee / Description		Amount
-------	---------------------	--	--------

ACH	SPENDLOVE, DANNY Reim Monthly Health Prem	HEALTH PREM	158.17
	SPENDLOVE, DANNY	\$	158.17
ACH	HOULIHAN, JESSE Reim Monthly Health Prem	HEALTH PREM	188.35
	HOULIHAN, JESSE	\$	188.35
ACH	WARMAN, EVELYN Reim Monthly Health Prem	HEALTH PREM	25.17
	WARMAN, EVELYN	\$	25.17
ACH	HERNANDEZ, DELIA Reim Monthly Health Prem	HEALTH PREM	188.35
	HERNANDEZ, DELIA	\$	188.35
ACH	OSBORN, RICHARD Reim Monthly Health Prem	HEALTH PREM	188.35
	OSBORN, RICHARD	\$	188.35
ACH	AVILA, ARTHUR L Reim Monthly Health Prem	HEALTH PREM	188.35
	AVILA, ARTHUR L	\$	188.35
ACH	GUARDIANO, GARY Reim Monthly Health Prem	HEALTH PREM	158.17
	GUARDIANO, GARY	\$	158.17
ACH	ICMA RETIREMENT TRUST 457 P/R 18 8/31/18 Deferred Comp Ded	HR 0072100	22,392.47
	ICMA RETIREMENT TRUST 457	\$	22,392.47
ACH	LINCOLN NATIONAL LIFE INS CO P/R 18 8/31/18 Deferred Comp Ded	HR 0072100	24,934.64
	LINCOLN NATIONAL LIFE INS CO	\$	24,934.64
ACH	ICMA RETIREMENT TRUST 401 P/R 18 8/31/18 Exec Deferred Comp	HR 0072100	7,996.78
	ICMA RETIREMENT TRUST 401	\$	7,996.78
ACH	AQUA BEN CORPORATION RP1-20,700 Lbs Hydrofloc 750A	37462	28,475.84
	RP1-18,400 Lbs Hydrofloc 750A	37671	25,311.85
	RP1-18,400 Lbs Hydrofloc 750A	37642	25,311.85
	AQUA BEN CORPORATION	\$	79,099.54
ACH	HASCO OIL COMPANY, INC.		

Check	Payee / Description	Amount
	RP5-Mobil SHC 630-1 Drum	0220363-IN 4,287.31
	HASCO OIL COMPANY, INC.	\$ 4,287.31
ACH	SANTA ANA WATERSHED Cost Sharing for SARCCUP Program	62557 87,544.00
	SANTA ANA WATERSHED	\$ 87,544.00
ACH	WAXIE SANITARY SUPPLY Cups, Lids	77624238 622.20
	WAXIE SANITARY SUPPLY	\$ 622.20
ACH	ENVIRONMENTAL RESOURCES ASSOC Total Kjeldahl Nitrogen	874548 135.07
	ENVIRONMENTAL RESOURCES ASSOC	\$ 135.07
ACH	INGERSOLL RAND COMPANY Inv-Air Filters	24525713 530.94
	INGERSOLL RAND COMPANY	\$ 530.94
ACH	MCMASTER-CARR SUPPLY CO SS Enclosure	71406334 217.18
	Enclosures, Cord Grips	71233791 70.67
	MCMASTER-CARR SUPPLY CO	\$ 287.85
ACH	HACH COMPANY TP4-Rpr DR3900 Meter	11022528 502.25
	HACH COMPANY	\$ 502.25
ACH	O S T S INC 5/23,7/25 Hazwoper First Responder Ops R	48298 1,955.00
	7/31,8/1 CCO Practical Application & Sit	48420 470.00
	7/31,8/1 CCO Practical Exam Trng & Exams	48421 3,200.00
	O S T S INC	\$ 5,625.00
ACH	PEST OPTIONS INC July 2018 Weed Abatement Services	304011 3,585.00
	PEST OPTIONS INC	\$ 3,585.00
ACH	SUNGARD AVAILABILITY SERVICES 9/18 Disaster Recovery Svc	152694979 4,152.00
	SUNGARD AVAILABILITY SERVICES	\$ 4,152.00
ACH	GK & ASSOCIATES 46-2054-6/18 Prof Svcs	18-055 9,945.00
	GK & ASSOCIATES	\$ 9,945.00
ACH	DANRAE, INC EN14019-7/2018 Professional Services	150966 3,657.50

Check	Payee / Description	Amount
	DANRAE, INC	\$ 3,657.50
ACH	DOWNS ENERGY RP5-615.6 Gals Red Dyed Diesel Fuel 0237625-IN DOWNS ENERGY	1,803.60 1,803.60
ACH	EVOQUA WATER TECHNOLOGIES LLC Transmitter W2T406979 903652493 EVOQUA WATER TECHNOLOGIES LLC	505.35 505.35
ACH	VELODYNE Sensor Assys 0000021221 VELODYNE	2,297.23 2,297.23
ACH	WEST COAST ADVISORS 8/18 Prof Svcs 11158 7/18 Prof Svcs 11132 WEST COAST ADVISORS	9,800.00 9,800.00 19,600.00
ACH	TRIBOLOGIK CORPORATION Oil Analysis 46417 TRIBOLOGIK CORPORATION	150.00 150.00
ACH	U S BANK - PAYMENT PLUS 100150 HARRINGTON INDUSTRIAL PLASTICS LL 2200092982 100163 J G TUCKER & SON INC 2200092822 101123 ALL AMERICAN CRANE MAINTENANCE 2200092824 107780 SUPERIOR ELECTRIC MOTOR SERVICE I 2200092798 107432 PMC ENGINEERING LLC 2200092797 100319 MISSION REPROGRAPHICS 2200092823 105570 SKALAR INC 2200092796 101945 FLORENCE FILTER CORP 2200093130 100163 J G TUCKER & SON INC 2200093127 100150 HARRINGTON INDUSTRIAL PLASTICS LL 2200093126 100163 J G TUCKER & SON INC 2200093101 105316 PLUMBERS DEPOT INC 2200092795 104896 WESTERN WATER WORKS SUPPLY CO 2200092794 100150 HARRINGTON INDUSTRIAL PLASTICS LL 2200093100 100150 HARRINGTON INDUSTRIAL PLASTICS LL 2200092793 101945 FLORENCE FILTER CORP 2200092984 100163 J G TUCKER & SON INC 2200092983 104896 WESTERN WATER WORKS SUPPLY CO 2200092825 107889 ALS ENVIRONMENTAL 2200092826 U S BANK - PAYMENT PLUS	194.94 242.82 1,532.50 3,198.66 1,268.45 251.06 1,520.14 442.87 1,464.81 2,849.81 99.79 22,242.00 923.48 1,126.15 2,447.05 805.95 302.08 2,131.31 1,275.00 44,318.87
ACH	AMAZON BUSINESS 5 X 7 White Invitation Envelopes 1VXN-9PVX-C43 1,000 Ledger Sheets 1W34-X3PF-P9G 5 Powder Rust Stain Remover 1VXN-9PVX-F6J Uni-Tag Key Cabinet 17M4-XY4J-TKW Detachable Reflective Safety Hoodie 1QWJ-97HP-TTC Impact Wrench Kit 1NK1-3KH9-MHG	16.94 343.20 89.03 136.08 45.10 322.17

Check	Payee / Description	Amount
	Reflective Safety Hoodies, Gloves, Pen Lig 17M4-XY4J-1CF	824.61
	Auburn Igniter - Spark Plug 1JKT-XTCF-P66	44.69
	2 Wrap Around Braided Sleeves 1CVR-KF66-M3Q	24.90
	2 Rain Bird Irrigation Valves 1DTH-9DYX-9CF	130.00
	Surge Protector, Cable, Power Cord 1DTH-9DYX-CWT	63.03
	22 Cooling Hard Hat Neck Shade 1CVR-KF66-QDP	250.58
	4 Killer Filters 1FPQ-T6XN-YW7	178.83
	4 1oz Clear Glass Shot Cups 117C-TMDF-GQP	644.04
	AMAZON BUSINESS \$	3,113.20
ACH	VARIDESK LLC 5 Corner Adjustable Desks, 5 Dual Monitor A IVC-2-800414	3,258.38
	VARIDESK LLC \$	3,258.38
ACH	FOUNDATION HA ENERGY GENERATIO RP4/RWPS-7/1-7/31 12811 6th St-Wind Powe 2335	4,227.57
	FOUNDATION HA ENERGY GENERATIO\$	4,227.57
ACH	VALENCIA, CHRISTINA Valencia, C-ExpRpt-8/15/18 CSDA Mtg 8/15/18 CSDA	13.00
	VALENCIA, CHRISTINA \$	13.00
ACH	AQUA BEN CORPORATION RP1-20,700 Lbs Hydrofloc 750A 37464	28,475.84
	AQUA BEN CORPORATION \$	28,475.84

Grand Total Payment Amount: \$ 3,982,456.04

Attachment 2D

Vendor Wires
(excludes Payroll)

Check Payee / Description Amount

Wire	PUBLIC EMPLOYEES' RETIREMENT S 8/18 Health Ins-Board	15368060 8/18	5,568.55
	8/18 Health Ins-Retirees, Employees	15368059 8/18	254,535.36
			- - - - -
	PUBLIC EMPLOYEES' RETIREMENT S\$		260,103.91
Wire	METROPOLITAN WATER DISTRICT June 2018 Water Purchase	9405	4,107,537.10
			- - - - -
	METROPOLITAN WATER DISTRICT \$		4,107,537.10
Wire	PUBLIC EMPLOYEE'S RETIREMENT S P/R 16 8/3 Deferred Comp Ded	HR 0070300	21,036.39
			- - - - -
	PUBLIC EMPLOYEE'S RETIREMENT S\$		21,036.39
Wire	STATE DISBURSEMENT UNIT P/R 16 8/3	HR 0070300	2,184.90
	P/R 16 8/3	HR 0070300	198.00
			- - - - -
	STATE DISBURSEMENT UNIT \$		2,382.90
Wire	EMPLOYMENT DEVELOPMENT DEPARTM P/R 16 8/3 Taxes	HR 0070300	50,247.37
	P/R 16 8/3 Taxes	HR 0070300	10,797.33
			- - - - -
	EMPLOYMENT DEVELOPMENT DEPARTM\$		61,044.70
Wire	INTERNAL REVENUE SERVICE P/R 16 8/3 Taxes	HR 0070300	282,823.34
			- - - - -
	INTERNAL REVENUE SERVICE \$		282,823.34
Wire	EMPLOYMENT DEVELOPMENT DEPARTM P/R DIR 8 8/10 Taxes	HR 0071100	350.84
			- - - - -
	EMPLOYMENT DEVELOPMENT DEPARTM\$		350.84
Wire	INTERNAL REVENUE SERVICE P/R DIR 8 8/10 Taxes	HR 0071100	1,940.14
			- - - - -
	INTERNAL REVENUE SERVICE \$		1,940.14
Wire	PUBLIC EMPLOYEES RETIREMENT SY P/R 16 8/3 PERS Adj	P/R 16 8/3 AD	0.29-
	P/R 16 8/3 PERS	HR 0070300	170,667.49
			- - - - -
	PUBLIC EMPLOYEES RETIREMENT SY\$		170,667.20
Wire	EMPLOYMENT DEVELOPMENT DEPARTM P/R 17 8/17/18 Taxes	HR 0071200	10,448.03
	P/R 17 8/17/18 Taxes	HR 0071200	49,308.26
			- - - - -
	EMPLOYMENT DEVELOPMENT DEPARTM\$		59,756.29
Wire	PUBLIC EMPLOYEE'S RETIREMENT S P/R 17 8/17/18 Deferred Comp Ded	HR 0071200	20,961.39
			- - - - -

Check	Payee / Description	Amount
	PUBLIC EMPLOYEE'S RETIREMENT S\$	20,961.39
Wire	INTERNAL REVENUE SERVICE P/R 17 8/17/18 Taxes	279,417.37
	INTERNAL REVENUE SERVICE \$	279,417.37
Wire	STATE DISBURSEMENT UNIT P/R 17 8/17/18	2,184.90
	P/R 17 8/17/18	198.00
	STATE DISBURSEMENT UNIT \$	2,382.90
Wire	PUBLIC EMPLOYEES RETIREMENT SY P/R 17 8/17/18 PERS Emp Adj	1.98-
	P/R 17 8/17/18 PERS	170,607.57
	PUBLIC EMPLOYEES RETIREMENT SY\$	170,605.59
Wire	STATE BOARD OF EQUALIZATION 7/18 Sales Tax Deposit	1,960.00
	STATE BOARD OF EQUALIZATION \$	1,960.00
Wire	PUBLIC EMPLOYEE'S RETIREMENT S P/R 18 8/31/18 Deferred Comp Ded	28,252.82
	PUBLIC EMPLOYEE'S RETIREMENT S\$	28,252.82

Grand Total Payment Amount: \$ 5,471,222.88

Attachment 2E

Payroll-Net Pay-Directors

INLAND EMPIRE UTILITIES AGENCY

Ratification of Board of Directors

Payroll for August 10 ,2018
Presented at Board Meeting on October 17, 2018

DIRECTOR NAME	GROSS PAYROLL	NET PAYROLL
Jasmin Hall	\$2,967.03	\$1,843.59
Katherine Parker	\$2,043.18	\$341.69
Michael Camacho	\$4,328.85	\$1,579.66
Steven J. Elie	\$2,924.53	\$420.10
Paul Hofer	\$0.00	\$0.00
TOTALS	\$12,263.59	\$4,185.04

	Count	Amount
TOTAL EFTS PROCESSED	3	\$2,605.38
TOTAL CHECKS PROCESSED	1	\$1,579.66
CHECK NUMBERS USED	110248 - 110248	

IEUA DIRECTOR PAYSHEET

MICHAEL CAMACHO
 EMPLOYEE NO. 1140
 ACCOUNT NO. 10200 110100 100000 501010

JULY 2018

DATE	TYPE OF MEETING	ATTENDANCE	TOTAL COMPENSATION
07-06-18	Mtg. w/M Tahan, City of Fontana	Yes	\$247.50
07-11-18	IEUA Engineering, Operations, & Water Resources Committee Meeting	Yes	\$247.50
07-18-18	IEUA Board Meeting	Yes	\$247.50
07-23-18	Mtg. w/San Diego Port Commissioner R. Castellanos, Chair	Yes	\$247.50
07-30-18	Telecon mtg. w/O Gonzales, CVWD re: Agency business	Yes	\$247.50
TOTAL REIMBURSEMENT			\$1,237.50
Up to 10 days of service per month per Ordinance No. 105, including MWD meetings at \$247.50 (eff. 07/01/17). IEUA pays both primary and alternate for attendance.			
Total No. of Meetings Attended			5
Total No. of Meetings Paid			5

DIRECTOR
SIGNATURE



Approved by:

 Steven J. Elje
 President, Board of Directors


**DIRECTOR PAYSHEET FOR IEUA REPRESENTATIVE
ON MWD BOARD**

MICHAEL CAMACHO
EMPLOYEE NO. 1140
ACCOUNT NO. 10700 110115 110000 511010

JULY 2018

DATE	TYPE OF MEETING	ATTENDANCE	TOTAL COMPENSATION
07-05-18	MWD Real Prop. Mgmt. & Assets Telecon	Yes	\$247.50
07-09-18	MWD Standing Committee Meetings	Yes	\$247.50
07-10-18	MWD Standing Committee Meetings and Board Meeting	Yes	\$247.50
07-12-18	MWD Tour Coordination Mtg. w/R Patras & A Woodruff	Yes	\$247.50
07-24-18	MWD Other Committee Meetings	Yes	\$247.50
TOTAL REIMBURSEMENT Up to 10 days of service per month per Ordinance No. 105, including MWD meetings at \$247.50 (eff. 7/01/17).			\$1,237.50
Total No. of Meetings Attended			5
Total No. of Meetings Paid			5

DIRECTOR
SIGNATURE



Approved by:

Steven J. Elie
President, Board of Directors


**DIRECTOR PAYSHEET FOR IEUA REPRESENTATIVE
ON REGIONAL POLICY COMMITTEE (ALTERNATE)**

MICHAEL CAMACHO
EMPLOYEE NO. 1140
ACCOUNT NO. 10900 110100 500000 501215

JULY 2018

DATE	TYPE OF MEETING	ATTENDANCE	TOTAL COMPENSATION
07-06-18	Regional Policy Committee Meeting	(Cancelled)	\$-0-
TOTAL REIMBURSEMENT (Up to 10 days of service per month per Ordinance No. 105, including MWD meetings at \$247.50 (eff. 07/01/17.) IEUA pays Regional Policy Committee members (total amount of \$247.50, should reflect on timesheet))			\$-0-
Total No. of Meetings Attended			0
Total No. of Meetings Paid			0

**DIRECTOR
SIGNATURE**



Approved by:




Steven J. Elie
President, Board of Directors


**DIRECTOR PAYSHEET FOR IEUA REPRESENTATIVE
ON CHINO BASIN WATER BANK (ALTERNATE)**

MICHAEL CAMACHO
EMPLOYEE NO. 1140
ACCOUNT NO. 10900 110100 500000 501215

JULY 2018

DATE	TYPE OF MEETING	ATTENDANCE	TOTAL COMPENSATION
	None		
TOTAL REIMBURSEMENT Up to 10 days of service per month per Ordinance No. 105			\$-0-
Total No. of CBWB Meetings Attended			0
Total No. of CBWB Meetings Paid			0

DIRECTOR SIGNATURE 

Approved by: 
 Jasmin Hall
 Secretary/Treasurer *SJEH*
Pushy

IEUA DIRECTOR PAYSHEET


STEVEN J. ELIE
 EMPLOYEE NO. 1175
 ACCOUNT NO. 10200 110100 100000 501010

JULY 2018

DATE	TYPE OF MEETING	ATTENDANCE	TOTAL COMPENSATION
07-13-18	SCWC Executive Committee Telecon	Yes	\$247.50
07-19-18	Lewis Homes VIP Reception in Chino Hills	Yes	\$247.50
07-20-18	SCWC Quarterly Board Meeting & Luncheon	Yes	\$247.50
07-30-18	SCWC Legislative Task Force telecon	Yes	\$247.50
TOTAL REIMBURSEMENT			\$990.00
Up to 10 days of service per month per Ordinance No. 105, including MWD meetings at \$247.50 (eff. 07/01/17). IEUA pays both primary and alternate for attendance.			
Total No. of Meetings Attended			4
Total No. of Meetings Paid			4

DIRECTOR
SIGNATURE

Approved by:



 Jasmin Hall
 Secretary/Treasurer

**DIRECTOR PAYSHEET FOR IEUA
ON WATERMASTER BOARD**

STEVEN J. ELIE
EMPLOYEE NO. 1175
ACCOUNT NO. 10200 110100 100000 501010

JULY 2018

DATE	TYPE OF MEETING	ATTENDANCE	TOTAL COMPENSATION
07-23-18	Special CBWM Board Meeting	Yes	\$-0-*
TOTAL REIMBURSEMENT			\$-0-
Up to 10 days of service per month per Ordinance No. 105, including MWD meetings at \$247.50 (eff. 07/01/17). IEUA pays both primary and alternate for attendance. (i.e., \$122.50 – difference between Watermaster \$125.00 and Agency meetings \$247.50 (eff. 7/01/17). Chino Basin Watermaster does not compensate an alternate Director unless the alternate Director is attending on behalf of an absent primary Director. In accordance to Ordinance No. 98, Section 1, (i) Attendance at any meeting provided for under Sections 1.b, c, e, and f, shall also include payment to both the primary representative and the alternate representative to said body if they both attend said meeting. <u>Record full amount on timesheet for attendance by alternates</u>			
Total No. of Watermaster Meetings Attended			1
Total No. of Watermaster Meetings Paid			0

***Decline IEUA portion**

DIRECTOR
SIGNATURE _____

Approved by: Jasmin A. Hall
Jasmin Hall
Secretary/Treasurer

**DIRECTOR PAYSHEET FOR IEUA REPRESENTATIVE
ON CHINO DESALTER AUTHORITY (ALTERNATE)**


STEVEN J. ELIE
EMPLOYEE NO. 1175
ACCOUNT NO. 10200 110100 100000 501010

JULY 2018

DATE	TYPE OF MEETING	ATTENDANCE	TOTAL COMPENSATION
07-12-18	CDA Board Meeting	No	\$-0-
TOTAL REIMBURSEMENT			\$-0-
Up to 10 days of service per month per Ordinance No. 105 (i.e., \$97.50 – difference between CDA (\$150.00 and Agency meetings \$247.50 <i>eff. 7/01/17</i>), including MWD meetings. CDA pays directly to IEUA. Record full amount on timesheet.			
Total No. of CDA Meetings Attended			0
Total No. of CDA Meetings Paid			0

DIRECTOR
SIGNATURE _____

Approved by: _____



 Jasmin Hall
 Secretary/Treasurer

**DIRECTOR PAYSHEET FOR IEUA REPRESENTATIVE
ON CHINO BASIN WATER BANK**

STEVEN J. ELIE
EMPLOYEE NO. 1175
ACCOUNT NO. 10200 110100 100000 501010

JULY 2018

DATE	TYPE OF MEETING	ATTENDANCE	TOTAL COMPENSATION
	None		
TOTAL REIMBURSEMENT Up to 10 days of service per month per Ordinance No. 105.			\$-0-
Total No. of CBWB Meetings Attended			0
Total No. of CBWB Meetings Paid			0

***Decline IEUA portion**

DIRECTOR
SIGNATURE _____
Steven J. Elie

Approved by: _____
Jasmin Hall
Jasmin Hall
Secretary/Treasurer


IEUA DIRECTOR PAYSHEET

JASMIN A. HALL
 EMPLOYEE NO. 1256
 ACCOUNT NO. 10200 110100 100000 501010

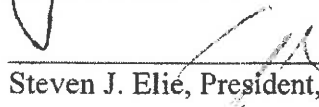
JULY 2018

DATE	TYPE OF MEETING	ATTENDANCE	TOTAL COMPENSATION
07-10-18	Fontana City Council Meeting	Yes	\$247.50
07-11-18	IEUA Finance and Admin. Committee Meeting	Yes	\$247.50
07-16-18	Mtg w/C. Hays, Fontana, to discuss Agency/Fontana business	Yes	\$247.50
07-16-18	CASA BOD Conference Call	Yes (same day)	\$-0-
07-16-18	ASBCSD Membership Meeting	Yes (same day)	\$-0-
07-18-18	IEUA Board Meeting	Yes	\$247.50
07-19-18	(Ccre) CASA Air, Climate Change & Energy Workshop Telecon	Yes	\$247.50
07-20-18	SCWC Quarterly Luncheon	Yes	\$247.50
07-24-18	Rialto City Council Meeting	Yes	\$247.50
07-24-18	Fontana City Council Meeting	Yes (same day)	\$-0-
07-28-18	Assemblymember E. Reyes 30 under 30 Awards Ceremony	Yes	\$247.50
TOTAL REIMBURSEMENT			\$1,980.00
Up to 10 days of service per month per Ordinance No. 105, including MWD meetings at \$247.50 (eff. 07/01/17). IEUA pays both primary and alternate for attendance.			
Total No. of Meetings Attended			11
Total No. of Meetings Paid			8

DIRECTOR
SIGNATURE



Approved by:



Steven J. Elie, President, Board of Directors


**DIRECTOR PAYSHEET FOR IEUA REPRESENTATIVE
ON CHINO DESALTER AUTHORITY**

JASMIN A. HALL
 EMPLOYEE NO. 1256
 ACCOUNT NO. 10200 110100 100000 501010

JULY 2018

DATE	TYPE OF MEETING	ATTENDANCE	TOTAL COMPENSATION
07-12-18	CDA Board Meeting	Yes	\$247.50
TOTAL REIMBURSEMENT			\$247.50
Up to 10 days of service per month per Ordinance No. 105, including MWD meetings at \$247.50 (eff. 7/01/17). Chino Desalter Authority will pay \$150.00 per meeting directly to the Agency. Record full amount on timesheet. CDA pays both primary and alternate for attendance			
Total No. of CDA Meetings Attended			1
Total No. of CDA Meetings Paid			1

DIRECTOR SIGNATURE 

Approved by: 
 Steven J. Elie
 President, Board of Directors

**DIRECTOR PAYSHEET FOR IEUA
ON SAWPA COMMISSION**

JASMIN A. HALL
EMPLOYEE NO. 1256
ACCOUNT NO. 10500 110100 165000 501010

JUNE 2018

DATE	TYPE OF MEETING	ATTENDANCE	TOTAL COMPENSATION
07-17-18	SAWPA Reg. Commission Meeting	Yes	\$47.50
07-23-18	OWOW Conf. Call	Yes (10 mtg. max.)	\$-0-
07-26-18	OWOW Steering Committee Meeting	Yes (10 mtg. max.)	\$-0-
TOTAL REIMBURSEMENT			\$47.50
Up to 10 days of service per month per Ordinance No. 105), i.e., \$47.50 – difference between SAWPA (\$200.00 (eff. 5/01/17) and Agency meetings \$247.50 (eff. 7/01/17), including MWD meetings. SAWPA pays both primary and alternate for attendance, including mileage.			
Total No. of SAWPA Meetings Attended			3
Total No. of SAWPA Meetings Paid			1

DIRECTOR SIGNATURE Jasmin A. Hall

Approved by: Steven J. Elie
President, Board of Directors

IEUA DIRECTOR PAYSHEET

PAUL HOFER
 EMPLOYEE NO. 1349
 ACCOUNT NO. 10200 110100 100000 501010

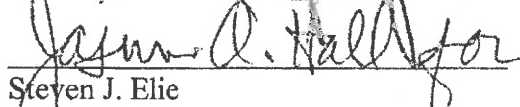
JULY 2018

DATE	TYPE OF MEETING	ATTENDANCE	TOTAL COMPENSATION
07-11-18	IEUA Engineering, Operations & Water Resources Committee Meeting (Alternate)	Yes	\$-0-
07-11-18	IEUA Finance & Administration Committee Meeting	Yes	\$-0-
07-18-18	IEUA Board Meeting	Yes	\$-0-
TOTAL REIMBURSEMENT			\$-0-
Up to 10 days of service per month per Ordinance No. 105, including MWD meetings at \$247.50 (eff. 07/01/17). IEUA pays both primary and alternate for attendance.			
Total No. of Meetings Attended			3
Total No. of Meetings Paid			0

DIRECTOR
SIGNATURE



Approved by:


 Steven J. Elie
 President, Board of Directors

Director Hofer has waived all stipend payments.

IEUA DIRECTOR PAYSHEET

KATI PARKER
 EMPLOYEE NO. 1362
 ACCOUNT NO. 10200 1100100 100000 501010

JULY 2018

DATE	TYPE OF MEETING	ATTENDANCE	TOTAL COMPENSATION
07-18-18	IEUA Board Meeting	Yes	\$247.50
TOTAL REIMBURSEMENT			\$247.50
Up to 10 days of service per month per Ordinance No. 105, including MWD meetings at \$247.50 (eff. 07/01/17). IEUA pays both primary and alternate for attendance.			
Total No. of Meetings Attended			1
Total No. of Meetings Paid			1

DIRECTOR SIGNATURE *April Woodruff for Director Parker*

Approved by: *[Signature]*
 Steven J. Elie
 President, Board of Directors

**DIRECTOR PAYSHEET FOR IEUA REPRESENTATIVE
ON WATERMASTER BOARD (ALTERNATE)**

KATI PARKER
EMPLOYEE NO. 1362
ACCOUNT NO. 10200 110100 100000 501010

JULY 2018

DATE	TYPE OF MEETING	ATTENDANCE	TOTAL COMPENSATION
07-26-18	CBWM Board Meeting	Yes (as alternate)	\$122.50
TOTAL REIMBURSEMENT			\$122.50
Up to 10 days of service per month per Ordinance No. 105 (i.e., \$122.50 – difference between Watermaster \$125.00 and Agency meetings \$247.50 (eff. 7/01/17), including MWD meetings. Chino Basin Watermaster does not compensate an alternate Director unless the alternate Director is attending on behalf of an absent primary Director. In accordance to Ordinance No. 98, Section 1, (i) Attendance at any meeting provided for under Sections 1.b, c, e, and f, shall also include payment to both the primary representative and the alternate representative to said body if they both attend said meeting. Record full amount on timesheet for attendance by alternates			
Total No. of Watermaster Meetings Attended			1
Total No. of Watermaster Meetings Paid			1

DIRECTOR SIGNATURE *Opel Woolf for Director Parker*

Approved by: *[Signature]*
Steven J. Elie
President, Board of Directors

**DIRECTOR PAYSHEET FOR IEUA REPRESENTATIVE
ON REGIONAL POLICY COMMITTEE**

KATI PARKER
EMPLOYEE NO. 1362
ACCOUNT NO. 10900 110100 500000 501215

JULY 2018

DATE	TYPE OF MEETING	ATTENDANCE	TOTAL COMPENSATION
07-05-18	Policy Committee Meeting	No (Cancelled)	\$-0-
TOTAL REIMBURSEMENT (Up to 10 days of service per month per Ordinance No. 105, including MWD meetings at \$247.50 (eff. 07/01/17.) IEUA pays Regional Policy Committee members (total amount of \$247.50, should reflect on timesheet))			\$-0-
Total No. of Meetings Attended			0
Total No. of Meetings Paid			0

DIRECTOR SIGNATURE *April Woodruff*
Director Parker

Approved by: *[Signature]*
Steven J. Elie
President, Board of Directors

**DIRECTOR PAYSHEET FOR IEUA
ON SAWPA COMMISSION (ALTERNATE)**

KATI PARKER
EMPLOYEE NO. 1362
ACCOUNT NO. 10500 110100 165000 501010

JULY 2018

DATE	TYPE OF MEETING	ATTENDANCE	TOTAL COMPENSATION
07-03-18	SAWPA Commission Workshop	No (Cancelled)	\$-0-
07-17-18	SAWPA Reg. Commission Meeting	No	\$-0-
TOTAL REIMBURSEMENT			\$-0-
Up to 10 days of service per month per Ordinance No. 105 (i.e., \$47.50 – difference between SAWPA (\$200.00 (eff. 5/01/17) and Agency meetings \$247.50 (eff. 7/01/17), including MWD meetings. SAWPA pays both primary and alternate for attendance, including mileage.			
Total No. of SAWPA Meetings Attended			0
Total No. of SAWPA Meetings Paid			0

DIRECTOR: *April Waeber for*
SIGNATURE: *Kati Parker*

Approved by: *[Signature]*
Steven J. Elie
President, Board of Directors

Attachment 2F

Payroll-Net Pay-Employees

Non-Board Members	PP 16 Checks	PP 16 EFTs	PP 17 Checks	PP 17 EFTs	PP 18 Checks	PP EFTs	August
NET PAY TO EE	\$0.00	\$711,288.78	\$0.00	\$706,821.82	\$0.00	\$804,788.31	\$2,222,898.91

INLAND EMPIRE UTILITIES AGENCY

Payroll for August 3, 2018

Presented at Board Meeting on October 17, 2018

GROSS PAYROLL COSTS			\$1,264,612.85
DEDUCTIONS			(\$553,324.07)
NET PAYROLL			711,288.78
NET PAYROLL BREAKDOWN	CHECKS	EFT	TOTAL
CHECKS USED			
TRANSACTION PROCESSED	0	355	355
AMOUNT	\$0.00	\$711,288.78	<u>\$711,288.78</u>

INLAND EMPIRE UTILITIES AGENCY

Payroll for August 17, 2018

Presented at Board Meeting on October 17, 2018

GROSS PAYROLL COSTS			\$1,255,543.76
DEDUCTIONS			(\$548,721.94)
NET PAYROLL			706,821.82
NET PAYROLL BREAKDOWN	CHECKS	EFT	TOTAL
CHECKS USED			
TRANSACTION PROCESSED	0	354	354
AMOUNT	\$0.00	\$706,821.82	<u>\$706,821.82</u>

INLAND EMPIRE UTILITIES AGENCY

Payroll for April 13, 2018

Presented at Board Meeting on October 17, 2018

GROSS PAYROLL COSTS			\$1,281,462.38
DEDUCTIONS			(\$476,674.07)
NET PAYROLL			804,788.31
NET PAYROLL BREAKDOWN	CHECKS	EFT	TOTAL
CHECKS USED	0		
TRANSACTION PROCESSED	0	354	354
AMOUNT	\$0.00	\$804,788.31	<u>\$804,788.31</u>

**CONSENT
CALENDAR
ITEM**

2C

Date: October 17, 2018

To: The Honorable Board of Directors

From: Halla Razak, General Manager

Committee: Engineering, Operations & Water Resources

HR
10/10/18

Executive Contact: Randy Lee, Executive Manager of Operations/AGM

Subject: Contract Award for Supply of RP-1 Dewatering Polymer to Aqua Ben Corporation

Executive Summary:

Polymer is used in the dewatering process to help capture solids and increase dewatering performance of digested sludge. The current polymer contract expires on October 31, 2018. On July 31, 2018, the Agency issued a request for proposals for a new polymer supplier.

Four proposals were received claiming to meet the minimum performance requirements. All four bidders were invited to participate in a trial. To ensure impartial testing, the operators were not given the supplier's name of each polymer.

During the trial, laboratory analysis was performed to determine process effectiveness. When the trial was complete, it was determined that Aqua Ben Corporation's polymer had met performance requirements and provided the best value to the Agency at a polymer unit cost of \$10.07 per gallon (\$1.15 per pound).

The duration of the contract is for two years with options to extend an additional three years at the Agency's discretion.

Staff's Recommendation:

1. Approve Contract No. 4600002632 to Aqua Ben Corporation, establishing a two-year contract for the supply of polymer with options for extensions up to three additional years, for a potential contract term of five years; and
2. Authorize the General Manager to execute the contract with potential contract extensions.

Budget Impact *Budgeted (Y/N): Y Amendment (Y/N): N Amount for Requested Approval:*

Account/Project Name:

Dewatering Polymer expenditures will be funded from Fiscal Year Regional Wastewater Operations and Maintenance chemical budget for RP-1.

Fiscal Impact (explain if not budgeted):

Prior Board Action:

On October 16, 2013, the Board of Directors awarded a one-year contract to Aqua Ben Corp. with options for four additional one-year extensions for RP-1 centrifuge dewatering polymer.

On February 20, 2013, the Board of Directors awarded a two year contract to Polydyne, Inc. with options for three additional one-year extensions for RP-2 and RP-1 centrifuge dewatering polymer.

Environmental Determination:

Not Applicable

Business Goal:

The contract supports the IEUA's Business Goal of Wastewater Management, specifically the Organics Management objective that IEUA will manage organics to meet regulatory compliance standards in a fiscally prudent and environmentally sustainable manner.

Attachments:

Attachment 1 - PowerPoint

Attachment 2 - Contract No. 4600002632 to Aqua Ben Corporation

Attachment 1

Contract Award Supply of RP-1 Dewatering Polymer to Aqua Ben Corporation



Dewatering



- IEUA uses polymer to improve the efficiency of centrifuge dewatering operation
 - Reduces hauling costs
 - Reduces off site discharge costs to the NRW system
- The current contract expires in October 2018

Solicitation Process

- Request for Proposals was issued in July 2018
- All bidders were invited to a live trial at RP-1
- Aqua Ben Corporation was determined to provide the best value to the Agency



Trial Results

Name	Dose (lbs/ton)	Price (\$ / 100K gal Sludge)
Aqua Ben	30.8	\$ 796
	34	\$ 888
Solenis	30.8	\$ 915
	34	\$ 1,011
Univar	30.8	\$ 1,205
	34	\$ 1,329



Recommendation

- Approve Contract No. 4600002632 to Aqua Ben Corporation, establishing a two-year contract for the supply of polymer with options for extensions up to three additional years, for a potential contract term of five years; and
- Authorize the General Manager to execute the contract with potential contract extensions.

The supply of dewatering polymer aligns with the Agency's Wastewater Management goal to manage organics to meet regulator compliance standards in a fiscally prudent and environmentally sustainable manner.

Attachment 2



**CONTRACT NUMBER: 4600002632
FOR
SUPPLY OF CENTRIFUGE DEWATERING POLYMER**

This CONTRACT (Contract), is made and entered into this ____ day of _____, 2018, by and between the Inland Empire Utilities Agency, a Municipal Water District, organized and existing in the County of San Bernardino under and by virtue of the laws of the State of California (hereinafter referred to as Agency), and Aqua Ben Corporation of Orange, California, (hereinafter referred to as Supplier), for supply of Hydrofloc 750E Cationic Emulsion Polymer.

NOW, THEREFORE, in consideration of the mutual promises and obligations set forth herein, the parties agree as follows:

- A. **PROJECT MANAGER ASSIGNMENT:** All technical direction related to this Contract shall come from the designated Project Manager. Details of the Agency's assignment are as follows, or as provided to the Supplier in writing at a future date:

Project Manager: Scott Oakden
Deputy Manager of Operations
Location: 6075 Kimball Avenue
Chino, CA 91708
Telephone: (909) 993-1922
Fax: (909) 993-1987
Email: soakden@ieua.org

- B. **SUPPLIER ASSIGNMENT:** Special inquiries related to this Contract and the effects of this Contract shall be referred to the following:

Supplier Representative: Jeff Wallace
Address: 1390 N. Manzanita Street
Orange, CA 92867
Telephone: (714) 771-6040
Facsimile: (714) 771-1465
E-mail: jwallace@aquaben.com

- C. **ORDER OF PRECEDENCE:** The documents referenced below represent the Contract Documents. Where any conflicts exist between the general terms and

conditions, addenda, attachment(s), or other contractual documents, the governing order of precedence shall be as follows:

1. Amendment(s) to Contract No. 4600002632.
2. Contract No. 460000263.2 General Terms and Conditions.
3. Agency Request for Proposal No. RFP-SM-18-014
4. Supplier's Proposal dated 08/20/2018.

D. **SCOPE OF WORK:**

GENERAL: The centrifuge dewatering building at RP-1 was constructed in 2013. The dewatering process dewateres anaerobically digested domestic solids (phased or direct feed). The sludge has a minimum detention time of 15 days at either thermophilic or mesophilic temperatures. The centrifuge is a Alfa Laval model G2-120, with polymer addition near the feed tube from a Velodyne Veloblend model VM-30P-6000-RP-3D-A-2, dewatered sludge is moved to a conveyor system for truck loading and hauling and centrate is diverted to a pump station for off site processing.

The polymer delivered by the Supplier must not contain solidified masses of polymer and must be 100 percent in solution when mixed. Polymer not meeting this specification can cause clogging in the Agency's polymer feed system and will be rejected by the Agency. The Supplier shall provide detailed instructions on the proper procedures for using the polymer in the Agency's centrifuges and shall provide any necessary assistance in setting up the feed system.

Throughout performance under long-term supply contract, Supplier shall provide polymer identical to the product submitted in the bid. The polymer will be routinely monitored for the following:

- o Density (lbs/gal)
- o Percent Total Solids
- o Percent Volatile Solids
- o Percent Active Solids

Solution polymer shall be delivered in 275 gallon tote bins. The Supplier shall supply and install any specialized fittings and equipment necessary to transfer the solution polymer from the bins to the mixing/feeding units/holding tank. Solution polymer may be stored onsite in a covered storage area for up to 30 days and must maintain its performance characteristics for that storage duration.

Should the Supplier be unable to deliver the requested quantity(s) of polymer within the terms stated within the contract, the Agency may purchase polymer on the open market. If the cost of the polymer purchased to replace the successful bidder's polymer results in increased operating costs, the successful bidder shall be responsible for the added costs.

The Agency will pay for the actual pounds of polymer delivered in the tote bins. Invoices shall reflect the loaded gross weight, empty tare weight, and net weight delivered. Pounds invoiced will be the net pounds of polymer delivered, loaded gross weight minus the empty gross weight.

A certified laboratory analysis indicating the percent total solids, percent volatile solids and percent active must be provided by the Supplier for each delivery of polymer. The laboratory analysis must accompany the delivery notice (packing slip). The invoice must indicate any

product that is delivered containing less percent dry solids than has been specified. Periodic quality control tests will be performed by the Agency on the delivered product to ensure that Contract specifications are maintained and reported quality is accurate.

Polymer purchased under this solicitation shall comply in all respects with federal, state, and local rules and regulations in effect at the time of delivery.

ESTIMATED QUANTITIES: The Supplier shall supply all polymer for Regional Plant No.1 centrifuge process, to be used by the Agency, during the term of any Contract entered into. Estimated usage quantities will be supplied by the supplier, calculations shall be provided to the Agency for verification. The Agency's annual usage for the subject centrifuge polymer will be based on the following criteria:

- Minimum polymer dose rate that achieves 24% total solids dewatered cake for Regional Plant No. 1
- Minimum acceptable Solids Capture of 95 percent
- Solids loading rate of approximately 25.2 dry tons/day at RP- 1
- Percent Active Solids of polymer as provided by the Supplier
- Density of polymer as provided by the Supplier

The Agency shall not be obligated to purchase any specific minimum nor maximum quantities and reserves the right to purchase either more or less product, based on the facility's Solids Loading Rate and the effectiveness/efficiency of the selected polymer product, at the agreed upon firm-fixed unit price established by the Contract.

The feed sludge is anaerobically domestic solids with the following characteristics:

Feed Sludge Parameter	Value/Range*
Primary to waste activated sludge ratio	Primary (55% - 70%) to WAS (30% - 45%)
Volatile Solids Destruction in digesters	40% to 65%
Total Suspended Solids	1.6% to 2.2%
Volatile Solids	65% to 75%

*All provided values and ranges are based on historical data and may change during the contract period. Sludge characteristic changes that may impact contract compliance will be communicated to the supplier.

SHIPPING INSTRUCTIONS: Shipments shall be made within three calendar days, upon receipt of either a verbal or written shipping order from the Agency. Orders will be placed on an as-needed basis to suit the Agency's requirements throughout the Contract period. Deliveries shall be made between the hours of 7:00 a.m. and 1:30 p.m. Monday through Friday only.

DELIVERY LOCATIONS: Polymer shall be delivered to the following locations, as designated at the time of order placement:

Regional Water Recycling Plant No. 1
2662 E. Walnut Avenue

Ontario, CA 91761

The Agency reserves the right to add any additional delivery destinations, within its' designated service area, as may subsequently be required. Any added location(s) shall receive the same product, service, pricing, etc. as required by the Contract.

LOADING AND UNLOADING: Upon arrival, the delivery person will report to the Regional Plant clerk. Subsequent to notification by the Regional Plant clerk, an Agency operator will observe and approve all loading and unloading of shipments. The Supplier shall allow a reasonable period of time, up to one-half hour, between notification to clerk and approval by Agency operators to unload shipment. Procedures for loading and unloading of all shipments shall comply with Cal-OSHA and AWWA Standards. Loading and unloading of all shipments will not commence without an Agency Operator present. The Supplier's delivery equipment **must** be fully compatible with Agency facilities and equipment. Deliveries shall be executed without any spillage of material. **Any** spilled material, however minor, shall immediately be contained and properly removed by the Supplier. Any damage or disfigurement to Agency property caused by a spill shall be corrected by the Supplier immediately.

TERMINATION: The Agency may reject delivery or terminate the Contract if the quality of the delivered polymer deteriorates, the delivered product is different from the product that was tested, the performance of the chemical is significantly different from the product used for testing, or if the delivered products total solids measured is less than the tested product listed in the specifications. In the event delivered product is rejected for failure to meet the product specifications, it shall be the sole responsibility of the Supplier to immediately remove said product and provide acceptable replacement product. In such event, if requested by the Agency, the Supplier shall help maintain the Agency's operations by providing temporary facilities in the event the Agency's existing polymer system(s) is/are damaged by Supplier's non-conforming polymer. Temporary facilities may include installing polymer storage tanks, pumps, piping, and miscellaneous appurtenances, as directed by the Agency. Removal and replacement of rejected polymer, and provision of the above-mentioned temporary facilities, shall be at the sole expense of the Supplier. The Agency may terminate the Contract should two or more deliveries of polymer be rejected in a one year period.

EMERGENCY TELEPHONE NUMBER: The Supplier shall provide a telephone number(s) where a representative of the Supplier may be contacted 24 hours a day, seven days a week in the event of an emergency.

SAFETY DATA SHEETS: The Supplier shall provide two copies of a Safety Data Sheet (SDS) to the Agency's Contract Administrator upon execution of any Contract entered into and when said document is revised or updated.

- E. **TERM OF CONTRACT / OPTIONS:** The initial term of this Contract shall run from November 1, 2018 through October 31, 2021 or as mutually agreed to between the Supplier and Agency in any written extension to said Contract. Additionally, upon both Parties reaching mutual agreement as to a revised unit price, this Contract may be extended in twelve month increments, for an additional period not-to-exceed 24 months; resulting in a total Contract term of five years. In the event the Agency desires to exercise one or both of the Contract extension options provided for in this Section, the Agency shall provide written notice of its desire to do so to the Supplier prior to the expiration of the original Contract term, or any extension thereof.

F. **PAYMENT, INVOICING AND COMPENSATION:** The Agency shall pay Supplier's properly executed invoice(s) within thirty (30) calendar days following receipt of the invoice. Payment will be withheld for any product which does not meet the requirements of this Contract or has proven unacceptable until such product is replaced and accepted by the Project Manager.

To expedite the payment of invoices email to apgroup@ieua.org with a copy to the Agency's Project Manager.

As compensation for product provided under this Contract, the Agency shall pay the Supplier in accordance with the following price schedule:

PRODUCT PRICE/<u>GALLON</u>	\$ 10.07/gallon (\$1.15/lb)
SALES TAX (7.75%)	\$ 0.78 (\$0.09/lb)
TOTAL NET PRICE/<u>GALLON</u> (delivered)	\$ 10.85/gallon (\$1.24/lb)

G. **FITNESS FOR DUTY:**

1. **Fitness:** Supplier and its Subcontract personnel on Agency property:
 - a. shall report for work in a manner fit to do their job;
 - b. shall not be under the influence of or in possession of any alcoholic beverages or of any controlled substance (except a controlled substance as prescribed by a physician so long as the performance or safety of the work is not affected thereby); and
 - c. shall not have been convicted of any serious criminal offense which, by its nature, may have a discernible adverse impact on the business or reputation of the Agency.

2. **Compliance:** Supplier shall advise all supplier and subcontractor personnel and associated third parties of the requirements of the Contract ("Fitness for Duty Requirements") before they enter on Agency property and shall immediately remove from Agency property any employee determined to be in violation of these requirements. Supplier shall impose these requirements on its Subcontractors. The Agency may cancel the Contract if Supplier violates these Fitness for Duty Requirements.

H. **REQUIRED INSURANCE:** During the term of this Contract, the Supplier shall maintain at the Supplier's sole expense, the following insurance.

1. **Minimum Scope of Insurance:** Coverage shall be at least as broad as:

a) **Commercial General Liability ("CGL"):** Insurance Services Office ("ISO") Form CG 00 01 covering CGL on an "occurrence" basis, including products and completed operations, property damage, bodily injury and personal & advertising injury with limits no less than \$1,000,000 per occurrence. If a general aggregate limit applies, either the general aggregate limit shall apply separately to this project/location (ISO CG 25 03 or 25 04) or the general aggregate limit shall be twice the required occurrence limit.

If the Supplier utilizes a claims made policy they agree to maintain said policy or a tail on said policy, at the same limits of coverage as required pursuant to this document, for a period of three years after the expiration of, or any extensions to the Contract.

b) **Automobile Liability:** ISO Form Number CA 00 01 covering any auto (Code 1), or if Contractor has no owned autos, covering hired, (Code 8) and non-owned autos (Code 9), with limit no less than \$1,000,000 per accident for bodily injury and property damage.

c) **Workers' Compensation and Employers Liability:** Workers' compensation limits as required by the State of California, with Statutory Limits, and **Employer's Liability Insurance** with limit of no less than \$1,000,000 per accident for bodily injury or disease.

2. **Deductibles and Self-Insured Retention:** Any deductibles or self-insured retention must be declared to and approved by the Agency. At the option of the Agency, either: the insurer shall reduce or eliminate such deductibles or self-insured retention as respects the Agency, its officers, officials, employees and volunteers; or the Contractor shall procure a bond guaranteeing payment of losses and related investigations, claim administration and defense expenses.

3. **Other Insurance Provisions:** The insurance policies are to contain, or be endorsed to contain, the following provisions:

1. Commercial General Liability and Automobile Liability Coverage

- a. Additional Insured Status: The Agency, its officers, officials, employees, and volunteers are to be covered as additional insureds on the CGL policy with respect to liability arising out of work or operations performed by or on behalf of the Contractor including materials, parts or equipment supplied in connection with such work or operations. General liability coverage can be provided in the form of an endorsement to the Contractor's insurance (at least as broad as ISO Form CG 20 10 11 85; or **by either** CG 20 10, CG 20 26, CG 20 33, or CG 20 38 **and** CG 20 37 forms if later revisions are used).
- b. Primary Coverage: The Contractor's insurance coverage shall be primary insurance coverage at least as broad as ISO CG 20 01 04 13 as respects the Agency, its officer, officials, employees and volunteers. Any insurance or self-insurance maintained by the Agency, its officers, officials, employees, volunteers, property owners or engineers under contract with the Agency shall be excess of the Contractor's insurance and shall not contribute with it.
- c. Any failure to comply with reporting provisions of the policies shall not affect coverage provided to the Agency, its officers, officials, employees or volunteers.
- d. The Contractor's insurance shall apply separately to each insured against whom claim is made or suit is brought, except with respect to the limits of the insurer's liability.
- e. The Contractor may satisfy the limit requirements in a single policy or multiple policies. Any additional policies written as excess insurance shall not provide any less coverage than that provided by the first or primary policy.

2. Workers' Compensation and Employers Liability Coverage

Contractor hereby grants to Agency a waiver of any right to subrogation which any insurer of the Contractor may acquire against the Agency by virtue of the payment of any loss under such insurance. Contractor agrees to obtain any endorsement that may be necessary to affect this waiver of subrogation, but this provision applies regardless of whether or not the Agency has received a waiver of subrogation endorsement from the insurer.

3. All Coverages

Each insurance policy required by this Contract shall be endorsed to state that coverage shall not be suspended, voided, canceled by either party, or reduced in coverage or in limits except after thirty (30) days prior written notice by certified mail, return receipt requested, has been given to the Agency pursuant to Section 14, page 12 of this Contract.

4. Acceptability of Insurers: Insurance is to be placed with insurers with a current A.M. Best's rating of no less than A minus:VII, and who are admitted insurers in the State of California.
5. Verification of Coverage: Contractor shall provide the Agency with original certificates and amendatory endorsements or copies of the applicable policy language effecting coverage required by this clause. All certificates and endorsements are to be received and approved by the Agency before work commences. However, failure to obtain the required documents prior to the work beginning shall not waive the Contractor's obligation to provide them. The Agency reserves the right to require complete, certified copies of all required insurance policies, including endorsements required by these specifications, at any time.
6. Submittal of Certificates: Contractor shall submit all required certificates and endorsements to the following:

Inland Empire Utilities Agency
Attn: Angela Witte
P.O. Box 9020
Chino Hills, CA 91709

I. **LEGAL RELATIONS AND RESPONSIBILITIES:**

1. Status Of Supplier: The Supplier is retained as an independent Supplier only, for the sole purpose of providing product as described herein, and not an employee of the Agency.
2. Observing Laws And Ordinances: The Supplier or any Subcontractor shall keep itself fully informed of all existing and future state and federal laws and all county and city ordinances and regulations which in any manner affect the supply of any product, conduct of any services or tasks performed under this Contract, and of all such orders and decrees of bodies or tribunals having any jurisdiction or authority over the same. The Supplier or any Subcontractor shall at all times observe and comply with all such existing and future laws, ordinances, regulations, orders and decrees, and shall protect and indemnify, as required herein, the Agency, its officers, employees and agents against any claim or liability arising from or based on

the violation of any such law, ordinance, regulation, order or decree, whether by the Supplier or its employees.

3. Subcontract Services: Any subcontracts for the performance of any services under this Contract shall be subject to the written approval of the Contract Administrator.
4. Indemnification: Consultant shall indemnify the Agency, its directors, employees and assigns, and shall defend and hold them harmless from all liabilities, demands, actions, claims, losses and expenses, including reasonable attorneys' fees, which arise out of or are related to the negligence, recklessness or willful misconduct of the Consultant, its directors, employees, agents and assigns, in the performance of work under this contract.
5. Conflict Of Interest: No official of the Agency who is authorized in such capacity and on behalf of the Agency to negotiate, make, accept or approve, or to take part in negotiating, making, accepting or approving this Contract, or any subcontract relating to services or tasks to be performed pursuant to this Contract, shall become directly or indirectly personally interested in this Contract.
6. Equal Opportunity: During the performance of this contract the Agency, the Supplier and any Subcontractor shall not discriminate against any employee or applicant for employment because of race, color, religion, sex, age, marital status, national origin, or physical handicap.
7. Disputes:
 - a. All disputes arising out of or in relation to this Contract shall be determined in accordance with this section. The Counsel shall pursue the work to completion in accordance with the instruction of the Agency's Contract Administrator notwithstanding the existence of dispute. By entering into this Contract, both parties are obligated, and hereby agree, to submit all disputes arising under or relating to the Contract which remain unresolved after the exhaustion of the procedures provided herein, to independent arbitration. Except as otherwise provided herein, arbitration shall be conducted under California Code of Civil Procedure Sections 1280, et. seq., or their successor.
 - b. Any and all disputes during the pendency of the work shall be subject to resolution by the Agency Contract Administrator and the Counsel shall comply, pursuant to the Agency Contract Administrator instructions. If the Counsel is not satisfied with any such resolution by the Agency Contract Administrator, they may file a written protest with the

Agency Contract Administrator within seven (7) calendar days after receiving written notice of the Agency's decision. Failure by Counsel to file a written protest within seven (7) calendar days shall constitute waiver of protest, and acceptance of the Agency Contract Administrator's resolution. The Agency's Contract Administrator shall submit the Counsel's written protests to the Chief Executive Officer/General Manager (CEO/GM), together with a copy of the Agency Contract Administrator's written decision, for his or her consideration within seven (7) calendar days after receipt of said protest(s). The CEO/GM shall make his or her determination with respect to each protest filed with the Agency Contract Administrator within ten (10) calendar days after receipt of said protest(s). If Counsel is not satisfied with any such resolution by the CEO/GM, they may file a written request for arbitration with the Contract Administrator within seven (7) calendar days after receiving written notice of the CEO/GM's decision.

- c. In the event of arbitration, the parties hereto agree that there shall be a single neutral Arbitrator who shall be selected in the following manner:
- (1) The Demand for Arbitration shall include a list of five names of persons acceptable to the Counsel to be appointed as Arbitrator. The Agency shall determine if any of the names submitted by Counsel are acceptable and, if so, such person will be designated as Arbitrator.
 - (2) In the event that none of the names submitted by Counsel are acceptable to the Agency, or if for any reason the Arbitrator selected in Step (a) is unable to serve, the Agency shall submit to Counsel a list of five names of persons acceptable to the Agency for appointment as Arbitrator. The Counsel shall, in turn, have seven (7) calendar days in which to determine if one such person is acceptable.
 - (3) If after Steps (a) and (b), the parties are unable to mutually agree upon a neutral Arbitrator, the matter of selection of an Arbitrator shall be submitted to the San Bernardino County Superior Court pursuant to Code of Civil Procedure Section 1281.6, or its successor. The costs of arbitration, including but not limited to reasonable attorneys' fees, shall be recoverable by the party prevailing in the arbitration. If this arbitration is appealed to a court pursuant to the procedure under California Code of Civil Procedure Section 1294, et. seq., or their successor, the costs of arbitration shall also include court costs associated with such appeals, including but not limited to

reasonable attorneys' fees which shall be recoverable by the prevailing party.

- d. Joinder in Mediation/Arbitration: The Agency may join the Counsel in mediation or arbitration commenced by a Counsel on the Project pursuant to Public Contracts Code Sections 20104 et seq. Such joinder shall be initiated by written notice from the Agency's representative to the Counsel.

- J. **INFRINGEMENT:** Supplier represents and warrants that Work and Documentation shall be free of any claim of trade secret, trade mark, trade name, copyright, or patent infringement or other violation of any Proprietary Rights of any person.

Supplier shall defend, indemnify and hold harmless, Agency, its officers, directors, agents, employees, successors, assigns, servants, and volunteers free and harmless from any and all liability, damages, losses, claims, demands, actions, causes of action, and costs including reasonable attorneys' fees and expenses arising out of any claim that use of the Work or Documentation, to replace or modify the Work and Documentation infringes upon any trade secret, trade mark, trade name, copyright, patent, or other Proprietary Rights.

Supplier shall, at its expense and at Agency's option, refund any amount paid by Agency under the Contract, or exert its best efforts to procure for Agency the right to use the Work and Documentation, to replace or modify the Work and Documentation as approved by Agency so as to obviate any such claim of infringement, or to put up a satisfactory bond to permit Agency's continued use of the Work and Documentation.

- K. **TAXES, FEES, AND CHARGES:** The Supplier, and any of its Subcontractors, shall pay all sales, consumer, use and other similar taxes, and pay all charges and fees required to be paid by the Supplier, or any of its Subcontractors, in accordance with state, county, and local laws and ordinances.

- L. **NOTICES:** Any notice may be served upon either party by delivering it in person, or by depositing it in a United States Mail deposit box with the postage thereon fully prepaid, and addressed to the party at the address set forth below:

Agency: Warren T. Green
Contracts & Procurement Manager
Inland Empire Utilities Agency
P.O. Box 9020
Chino Hills, CA 91700

Supplier: Jeff Wallace
General Manager
Aqua Ben Corporation

1390 N. Manzanita St.
Orange, CA 92867

Any notice given hereunder shall be deemed effective in the case of personal delivery, upon receipt thereof, or, in the case of mailing, at the moment of deposit in the course of transmission with the United States Postal Service.

- M. **INTEGRATION**: The Contract Documents represent the entire agreement between the Agency and the Supplier as to those matters contained herein. No prior oral or written understanding shall be of any force or effect with respect to those matters covered by the Contract Documents. This Contract may not be modified, altered, or amended except by written mutual agreement by the Agency and the Supplier. (Government Code Section 4154)
- N. **GOVERNING LAW**: This Contract is to be governed by and constructed in accordance with the laws of the State of California.
- O. **SUCCESSORS AND ASSIGNS**: All of the terms, conditions and provisions of this Contract shall inure to the benefit of and be binding upon the Agency, the Supplier, and their respective successors and assigns. Notwithstanding the foregoing, no assignment of the duties or benefits of the Supplier under this Contract may be assigned, transferred or otherwise disposed of without the prior written consent of the Contract Administrator and/or Agency; and any such purported or attempted assignment, transfer, or disposal without the prior written consent of the Contract Administrator and/or Agency shall be null, void, and of no legal effect whatsoever.
- P. **FORCE MAJEURE**: Neither party shall hold the other responsible for the effects of acts occurring beyond their control; e.g., war, riots, strikes, acts of nature, etc.
- Q. **TERMINATION**: The Agency reserves the right to suspend, cancel, or terminate this Contract at any time upon ten calendar days written notice to the Supplier. In the event of such termination, the Agency shall pay Supplier for all authorized and Supplier-invoiced product, approved by the Contract Administrator, up to the date of such termination. (Government Code Section 4154).
- R. **CHANGES**: The Agency may, at any time, make changes to this Contract's Scope of Work; including additions, reductions, and other alterations to any or all of the work. However, such changes shall only be made via written, bi-laterally signed amendment to this Contract. The Contract Price and Work Schedule shall be equitably adjusted, if required, to account for such change and shall be set forth within the Contract Amendment.
- S. **FOB POINT**: The FOB point for all product delivered against this contract shall be destination.

- T. **PRICE ADJUSTMENT:** In the event the Agency exercises any of the Contract extensions provided for in Section E above, the pricing for said extension shall be calculated as follows:

Commencing on September 1, 2019 and continuing on each September 1 thereafter, those prices provided for in the Proposed Price Schedule of this Request for Proposal shall be adjusted plus or minus by a sum equal to the percentage change in the Consumer Price Index (CPI) for All Urban Consumers, in the Los Angeles-Anaheim-Riverside, California index area as provided for in this section. The bases for computing the adjustment to those prices provided for in the Proposed Price Schedule of this Request for Proposal shall be the percentage change for the twelve month period from September to September, starting with the period of September 2018 to September 2019, and continuing every twelve months thereafter. Despite any changes in the CPI for any given twelve month adjustment period, adjustments to those prices as provided for in the Proposed Price Schedule of this Request for Proposal shall increase or decrease more than 5 percent during any single twelve month adjustment period.

In the event the CPI is changed so that the base period differs from 1982-84=100, then the index applied as provided for above shall be corrected in accordance with the conversion factor published by the United States Department of Labor, Bureau of Labor Statistics, or their successor. If the CPI is discontinued or revised, such other government index or computation with which it is replaced shall be used in order to obtain substantially the same results as would have obtained if the CPI had not been discontinued or revised.

- U. **NOTICE TO PROCEED:** No services shall be performed or furnished under this Contract unless and until a fully executed Contract has been completed by all responsible parties and a Notice to Proceed has been issued by the Agency.

(Remainder of Page Intentionally Left Blank)

AS WITNESS HEREOF, the parties hereto have caused the Contract to be entered as of the day and year written above.


INLAND EMPIRE UTILITIES AGENCY: **Aqua Ben Corporation:**

Halla Razak
General Manager

Date

Jeff Wallace
General Manager

Date



**CONSENT
CALENDAR
ITEM**

2D



Date: October 17, 2018

To: The Honorable Board of Directors

From: Halla Razak, General Manager

HR

Committee: Engineering, Operations & Water Resources

10/10/18

Executive Contact: Shaun Stone, Acting Executive Manager of Engineering/AGM

Subject: Regional Residential Large Landscape Retrofit Program Contract Award

Executive Summary:

IEUA currently offers the “Regional Residential Landscape Retrofit Program” (Program) that saves water through irrigation evaluations and retrofits of landscape control devices with more efficient options. The Program is offered to residential customers whose lot size measures one-quarter acre or larger of irrigated landscape and has been identified in a high water use category. Program services include an irrigation evaluation, installation of a weather station, replacement of existing automated controllers with weather-based controllers, and installation of high efficiency sprinkler nozzles when compatible.

On July 26, 2018, IEUA issued a competitive Request for Proposal (RFP-SM-18-012) through the PlanetBids Network to provide services for the administration and implementation of a Program. On August 16, 2018, IEUA received two proposals. The most comprehensive proposal and the lowest fee schedule for the Agency was submitted by ConServ Inc.

The annual project budget is \$250,000. On August 16, 2018, staff issued a \$40,000 contract amendment against the FY 2018/19 budget to ensure program continuity during the RFP Phase.

Staff's Recommendation:

1. Award a one-year contract (\$210,000), with two one-year extension options, to ConServ Inc., for the implementation and administration of the Regional Residential Landscape Retrofit Program for a not-to-exceed amount of \$710,000 (three-year contract term); and
2. Authorize the General Manager to execute the Agreement, subject to non-substantive changes.

Budget Impact *Budgeted (Y/N): Y Amendment (Y/N): Y Amount for Requested Approval:*

Account/Project Name:

WR19006/Large Landscape Retrofit Program

Fiscal Impact (explain if not budgeted):

None

Prior Board Action:

None.

Environmental Determination:

Statutory Exemption

The project is statutorily exempt based on the CEQA General Rule found in Section 15061(b)(3) of the State CEQA Guidelines.

Business Goal:

The project is consistent with IEUA's Business Goal of increasing Water Reliability by promoting water use efficiency and education to enhance water supplies within the region; and meeting the region's need to develop reliable and diverse local water resources in order to reduce dependence on imported water supplies.

Attachments:

Attachment 1: PowerPoint

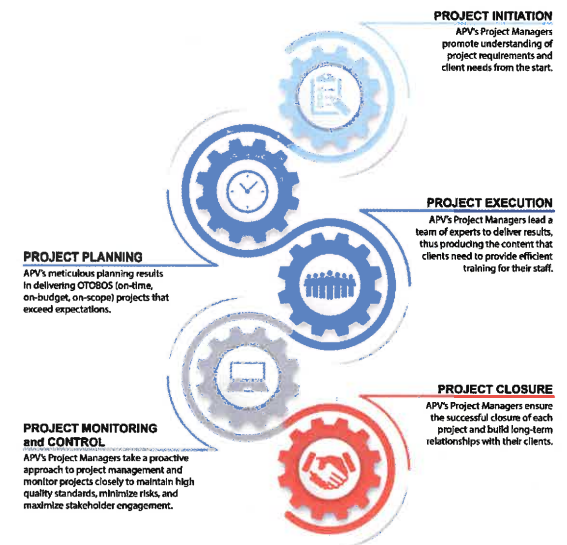
Attachment 2: Contract

Residential Large Landscape Retrofit Program Contract Award



Program Background

- Initially piloted with Three Valleys MWD – April 2011
- Focuses on residential customers within high water use tiers
- Saves water through irrigation upgrades
- Awarded two grants
 - USBR \$200,000 (FY 2011/12)
 - DWR \$500,000 (FY 2013/14)
 - MWD 50/50 cost share



Program Guidelines

- Residential lot size must be a quarter acre or larger
- Participant must have an automated controller
- Participant must agree to:
 - One contractor follow-up visit
 - Controller remaining in-place for five (5) years
 - Water use monitoring
 - Sharing pictures and information with program partners



Program Services

- Provides landscape evaluation to assess irrigation
- Replaces existing controller(s) with weather-based controller(s)
- Programming and scheduling of new controller(s)
- Installs high efficiency sprinkler nozzles where compatible
- One-year customer support and warranty from date of installation
- Online video tutorials



Program Summary (FY 2010/11-FY 2017/18)

Total Sites Upgraded: 1,478

Number of Smart Controllers Installed: 2,297

Number of HE Nozzles Installed: 3,775

Program Expenditures: \$1,504,409

External Funding Received: \$1,375,294

Estimated Annual Water Savings: 763 AF

Estimated Lifetime Water Savings: 7,548 AF



RECLAMATION
Managing Water in the West



Contractor Selection

Solicitation	Responses	Contractor	Proposed Program Fees per site
RFP-SM-18-012 – August 16, 2018	2	<ul style="list-style-type: none">• ConServ Inc.• EcoTech Services, Inc.	<ul style="list-style-type: none">\$690.00\$2,478.50



Recommendation

- Award a one-year contract (\$210,000), with two one-year extension options, to ConServ Inc., for the implementation and administration of the Regional Residential Landscape Retrofit Program for a not-to-exceed amount of \$710,000 (three-year contract term); and
- Authorize the General Manager to execute the Agreement, subject to non-substantive changes.

The project is consistent with **IEUA's Business Goal of increasing Water Reliability** by promoting water use efficiency and education to enhance water supplies within the region; and meeting the region's need to develop reliable and diverse local water resources in order to reduce dependence on imported water supplies.



CONTRACT NUMBER: 4600002630

FOR

REGIONAL RESIDENTIAL LARGE

LANDSCAPE RETROFIT PROGRAM

THIS CONTRACT (the "Contract"), is made and entered into this 19th day of Sept., 2018, by and between the Inland Empire Utilities Agency, a Municipal Water District, organized and existing in the County of San Bernardino under and by virtue of the laws of the State of California (hereinafter referred to as "Agency" or "IEUA"), and ConServ Construction Inc. with an office in Menifee, California (hereinafter referred to as "Contractor"), for the provision of service needed to work with IEUA and its retail member

NOW, THEREFORE, in consideration of the mutual promises and obligations set forth herein, the parties agree as follows:

1. **AGENCY PROJECT MANAGER ASSIGNMENT:** All technical direction related to this Contract shall come from the designated Project Manager. Details of the Agency's assignment are listed below.

Project Manager: Lisa Morgan-Perales
Company: Inland Empire Utilities Agency
Address: 6075 Kimball Avenue
Chino, CA 91708
Telephone: 909-993-1520
Facsimile: 909-993-1987
Email: lperales@ieua.org

2. **CONTRACTOR ASSIGNMENT:** Special inquiries related to this Contract and the effects of this Contract shall be referred to the following:

Contractor: Don Holder
Company Name: ConServ Construction, Inc.
Address: 30190 Via Del Fierro
Menifee, CA 92584
Telephone: 951-813-2110
Facsimile: 877-493-7954
Email: dholder@conservinc.net

3. ORDER OF PRECEDENCE: The documents referenced below represent the Contract Documents. Where any conflicts exist between the General Terms and Conditions the governing order of precedence shall be as follows:

1. Amendments to Contract Number 4600002630.
2. Contract Number 4600002630 General Terms and Conditions.
3. Agency Request for Proposal Number RFP-SM-18-012.
4. Contractor's Proposal dated August 16, 2018.

4. SCOPE OF WORK AND SERVICES:

A. Contractor services and responsibilities shall include and be in accordance with the Contractor's Proposal dated August 16, 2018, which is attached hereto as Exhibit A and incorporated herein by reference, and includes, but is not limited to the following tasks:

1. Administration and Communication as detailed in Exhibit A
2. Educational Videos as detailed in Exhibit A
3. On-Site Evaluations as detailed in Exhibit A
4. Procurement of Equipment as detailed in Exhibit A
5. Installation of Equipment as detailed in Exhibit A
6. Customer Service and Reporting as detailed in Exhibit A
7. Contractor will provide all manpower, equipment, vehicles, and supplies needed to complete the work at various sites, as assigned, to provide retrofit services.
8. Contractor will provide courteous, professional service and will not leave any material or debris at the site. Contractor will be required to wear identifiable attire and provide professional identification to all staff and customers participating in this program, which will include (at a minimum) a photo of the Contractor personnel on the badge and an office phone number for residents to contact, should the need arise.

NOTE: Contractor shall advise Agency within two (2) weeks of any changes to the written Scope of Work based upon discussions from any meetings. Any significant scope of work changes or project delays longer than 4 weeks must be made in writing by an Amendment to the Contract. Work initiated without written approval, shall be at the Contractor's own risk, and shall not be reimbursed by the Agency.

Walt

- B. Contractor shall provide Agency with a Schedule of Work and Services, documenting the anticipated completion of the work within the time-frame set forth in Subsection 4.A., above. The Schedule of Work and Services will be prepared and submitted to the Project Manager, for review and approval.
- C. Method of Inspection:
1. Work performed under this Contract may be required to undergo monthly, weekly, or daily inspections.
 2. The Project Manager will be responsible for performance of the inspections.
 3. If Contractor fails an inspection, the Project Manager will be responsible for providing a written notice to the Contractor explaining the error and a determination of the urgency for the correction of the error (herein referred to as a "Cure Notice").
- D. Cure Procedure:
1. For a Cure Notice deemed by the Agency to be urgent, Contractor shall correct any error of the Work within five (05) calendar days after Contractor's receipt of a Cure Notice, as directed by the Project Manager.
 2. For a Cure Notice deemed by the Agency to be important, Contractor shall correct any error of the Work within ten (10) calendar days after Contractor's receipt of a Cure Notice, as directed by the Project Manager.
 3. If the Project Manager rejects all, or any part of, the Work as unacceptable and agreement to correct such Work cannot be reached without modification to the Contract, Contractor shall notify the Project Manager, in writing, detailing the dispute and the reason(s) for the Contractor's position. Any dispute that cannot be resolved between the Project Manager and Contractor shall be resolved in accordance with the provisions of this Contract.
- E. The Agency may, at any time, make changes to this Contract's Scope of Work; including additions, reductions, and other alterations to any or all of the Work. However, such changes shall only be made via written amendment to this Contract. The Contract compensation and Schedule of Work and Services shall be equitably adjusted, if required, to account for such changes and shall be set forth within the mutually approved Contract Amendment.



5. TERM: The term of this Contract shall extend from the date of the Notice to Proceed, and terminate October 31, 2019 or upon completion of the regional residential large landscape retrofit program, whichever occurs first, unless agreed upon by both parties, reduced to writing, and amended to this Contract. This Contract may be extended for an additional two years in 12-month increments.

6. PAYMENT, INVOICING, AND COMPENSATION:

- A. The Contractor may submit an invoice not more than once per month during the term of this Contract to the Agency's Accounts Payable Department. Agency shall pay Contractor's properly executed invoice, approved by the Project Manager, within thirty (30) days following receipt of the invoice.
- B. As compensation for the Work performed under this Contract, Agency shall pay Contractor's monthly invoice, for a total contract price NOT-TO-EXCEED **\$210,000.00** for all services satisfactorily provided during the term of this Contract.
- C. Additionally, to qualify for payment, the Contractor shall prominently display, on the first page of the invoice, both:
 - 1. The ~~Contract~~ Number – 4600002630, and;
 - 2. The ~~Contract~~ Release Purchase Order Number – TBD

If Contractor submits invoice by email, such invoice shall be submitted as follows:

APGroup@ieua.org
Scan the invoice as a PDF file.
Attach the scanned file to an email.

If Contractor submits invoice by mail, such invoice shall be submitted as follows:

Inland Empire Utilities Agency
Re: Contract Number: 4600002630
P.O. Box 9020
Chino Hills, CA 91709

- D. Concurrent with the submittal of the original invoice to the Agency's Accounts Payable Department, the Contractor shall forward (mail, fax, or email) a copy of the invoice to the designated Project Manager, identified in Section 1, on Page 1 of this Contract.

- E. **No Additional Compensation:** Nothing set forth in this Contract shall be interpreted to require payment by Agency to Contractor of any compensation specifically for the assignments and assurances required by the Contract, other than the payment of expenses as may be actually incurred by Contractor in complying with this Contract, as approved by the Project Manager.
- F. Contractor may request taking advantage of the Agency's practice of offering an expedited payment protocol to a Contractor who has proposed accepting an invoice amount reduction in exchange for early payment.
7. **CONTROL OF THE WORK:** The Contractor shall perform the Work in compliance with the Schedule of Work and Services. If performance of the Work falls behind schedule, the Contractor shall accelerate the performance of the Work to comply with the Schedule of Work and Services as directed by the Project Manager. If the nature of the Work is such that Contractor is unable to accelerate the Work, Contractor shall promptly notify the Project Manager of the delay, the causes of the delay, and submit a proposed revised Schedule of Work and Services.
8. **INSURANCE:** During the term of this Contract, the Contractor shall maintain, at Contractor's sole expense, the following insurance:
- A. **Minimum Scope of Insurance:** Coverage shall be at least as broad as:
1. **Commercial General Liability ("CGL"):** Insurance Services Office ("ISO") Form CG 00 01 covering CGL on an "occurrence" basis, including products and completed operations, property damage, bodily injury and personal & advertising injury with limits no less than \$1,000,000 per occurrence. If a general aggregate limit applies, either the general aggregate limit shall apply separately to this project/location (ISO CG 25 03 or 25 04) or the general aggregate limit shall be twice the required occurrence limit.
 2. **Automobile Liability:** ISO Form Number CA 00 01 covering any auto (Code 1), or if Contractor has no owned autos, covering hired, (Code 8) and non-owned autos (Code 9), with limit no less than \$1,000,000 per accident for bodily injury and property damage.
 3. **Workers' Compensation and Employers Liability:** Workers' compensation limits as required by the State of California, with Statutory Limits, and Employer's Liability Insurance with limit of no less than \$1,000,000 per accident for bodily injury or disease.
- B. **Deductibles and Self-Insured Retention:** Any deductibles or self-insured retention must be declared to and approved by the Agency. At the option of

the Agency, either: the insurer shall reduce or eliminate such deductibles or self-insured retention as respects the Agency, its officers, officials, employees and volunteers; or the Contractor shall procure a bond guaranteeing payment of losses and related investigations, claim administration and defense expenses.

C. Other Insurance Provisions: The insurance policies are to contain, or be endorsed to contain, the following provisions:

1. Commercial General Liability and Automobile Liability Coverage

- a. Additional Insured Status: The Agency, its officers, officials, employees, and volunteers are to be covered as additional insureds on the CGL policy with respect to liability arising out of work or operations performed by or on behalf of the Contractor including materials, parts or equipment supplied in connection with such work or operations. General liability coverage can be provided in the form of an endorsement to the Contractor's insurance (at least as broad as ISO Form CG 20 10 11 85; or ~~by either~~ CG 20 10, CG 20 26, CG 20 33, or CG 20 38 and CG 20 37 forms if later revisions are used).
- b. Primary Coverage: The Contractor's insurance coverage shall ~~be primary insurance coverage at least as broad as ISO CG 20 01 04 13 as respects the Agency, its officer, officials, employees and volunteers. Any insurance or self-insurance maintained by the Agency, its officers, officials, employees, volunteers, property owners or engineers under contract with the Agency shall be excess of the Contractor's insurance and shall not contribute with it.~~
- c. Any failure to comply with reporting provisions of the policies shall not affect coverage provided to the Agency, its officers, officials, employees or volunteers.
- d. The Contractor's insurance shall apply separately to each insured against whom claim is made or suit is brought, except with respect to the limits of the insurer's liability.
- e. The Contractor may satisfy the limit requirements in a single policy or multiple policies. Any additional policies written as excess insurance shall not provide any less coverage than that provided by the first or primary policy.

2. Workers' Compensation and Employers Liability Coverage

Contractor hereby grants to Agency a waiver of any right to subrogation which any insurer of the Contractor may acquire against the Agency by virtue of the payment of any loss under such insurance. Contractor agrees to obtain any endorsement that may be necessary to affect this waiver of subrogation, but this provision applies regardless of whether or not the Agency has received a waiver of subrogation endorsement from the insurer.

3. All Coverages

Each insurance policy required by this Contract shall be endorsed to state that coverage shall not be suspended, voided, canceled by either party, or reduced in coverage or in limits except after thirty (30) days prior written notice by certified mail, return receipt requested, has been given to the Agency pursuant to Section 14, page 12 of this Contract.

D. Acceptability of Insurers: Insurance is to be placed with insurers with a current A.M. Best's rating of no less than A minus:VII, and who are admitted insurers in the State of California.

E. Verification of Coverage: Contractor shall provide the Agency with original certificates and amendatory endorsements or copies of the applicable policy language effecting coverage required by this clause. All certificates and endorsements are to be received and approved by the Agency before work commences. However, failure to obtain the required documents prior to the work beginning shall not waive the Contractor's obligation to provide them. The Agency reserves the right to require complete, certified copies of all required insurance policies, including endorsements required by these specifications, at any time.

F. Submittal of Certificates: Contractor shall submit all required certificates and endorsements to the following:

Inland Empire Utilities Agency
Attn: Angela Witte
P.O. Box 9020
Chino Hills, CA 91709

9. FITNESS FOR DUTY:

A. Fitness: Contractor and its Subcontractor personnel on the Jobsite:

1. Shall report to work in a manner fit to do their job;
2. Shall not be under the influence of or in possession of any alcoholic beverages or of any controlled substance (except a controlled

substance as prescribed by a physician so long as the performance or safety of the Work is not affected thereby); and

3. Shall not have been convicted of any serious criminal offense which, by its nature, may have a discernible adverse impact on the business or reputation of the Agency.

B. Compliance: Contractor shall advise all personnel and associated third parties of the requirements of this Contract ("Fitness for Duty Requirements") before they enter on the Jobsite and shall immediately remove from the Jobsite any employee determined to be in violation of these requirements. Contractor shall impose these requirements on its Subcontractors. Agency may cancel the Contract if Contractor violates these Fitness for Duty Requirements.

10. LEGAL RELATIONS AND RESPONSIBILITIES:

A. Professional Responsibility: The Contractor shall be responsible, to the level of competency presently maintained by other practicing professionals performing the same or similar type of work.

B. Status of Contractor: The Contractor is retained as an independent Contractor only, for the sole purpose of providing the services described herein, and is not an employee of the Agency.

C. Observing Laws and Ordinances: The Contractor shall keep itself fully informed of all existing and future state and federal laws and all county and city ordinances and regulations which in any manner affect the conduct of any services or tasks performed under this Contract, and of all such orders and decrees of bodies or tribunals having any jurisdiction or authority over the same. The Contractor shall at all times observe and comply with all such existing and future laws, ordinances, regulations, orders and decrees, and shall protect and indemnify, as required herein, the Agency, its officers, employees and agents against any claim or liability arising from or based on the violation of any such law, ordinance, regulation, order or decree, whether by the Contractor, its employees, or subcontractors.

D. Subcontract Services: Any subcontracts for the performance of any services under this Contract shall be subject to the written approval of the Project Manager and shall comply with State of California, Department of Industrial Relations, SB 854 requirements.

E. Grant Funded Projects: This is not a grant funded project. For grant-funded projects, the Consultant shall be responsible to comply with all grant requirements related to the Project. These may include, but shall not be limited to: Davis-Bacon Act, Endangered Species Act, Executive Order 11246 (Affirmative Action Requirements), Equal Opportunity, Competitive

Solicitation, Record Retention and Public Access to Records, and Compliance Review.

- F. Hours of Labor: The Contractor shall comply with all applicable provisions of California Labor Code Sections 1810 to 1815 relating to working hours. The Contractor shall, as a penalty to the Agency, forfeit \$25.00 for each worker employed in the completion of the Contract by the Contractor or by any subcontractor for each calendar day during which such worker is required or permitted to work more than eight hours in any one calendar day and forty (40) hours in any one calendar week in violation of the provisions of the Labor Code.
- G. Travel and Subsistence Pay: The Contractor shall make payment to each worker for travel and subsistence payments which are needed to complete the work and/or service, as such travel and subsistence payments are defined in an applicable collective bargaining agreements with the worker.
- H. Liens: Contractor shall pay all sums of money that become due from any labor, services, materials or equipment provided to Contractor on account of said services to be rendered or said materials to be provided under this Contract and that may be secured by any lien against the Agency. Contractor shall fully discharge each such lien at the time performance of the obligation secured matures and becomes due.
- I. Indemnification: Contractor shall indemnify the Agency, its directors, employees, and assigns, and shall defend and hold them harmless from all liabilities, demands, actions, claims, losses and expenses, including reasonable attorneys' fees, which arise out of, or are related to, the negligence, recklessness or willful misconduct of the Contractor, its directors, employees, agents, and assigns, in the performance of work under this contract.
- J. Conflict of Interest: No official of the Agency, who is authorized in such capacity and on behalf of the Agency to negotiate, make, accept or approve, or to take part in negotiating, making, accepting or approving this Contract, or any subcontract relating to services or tasks to be performed pursuant to this Contract, shall become directly or indirectly personally interested in this Contract.
- K. Equal Opportunity: During the performance of this Contract, the Contractor shall not unlawfully discriminate against any employee or employment applicant because of race, color, religion, sex, age, marital status, ancestry, physical or mental disability, sexual orientation, veteran status or national origin. The Agency is committed to creating and maintaining an environment free from harassment and discrimination.
- L. Disputes:

will

1. All disputes arising out of or in relation to this Contract shall be resolved in accordance with this section. The Contractor shall pursue the work to completion in accordance with the instruction of the Agency's Project Manager notwithstanding the existence of a dispute. By entering into this Contract, both parties are obligated, and hereby agree, to submit all disputes arising under or relating to the Contract which remain unresolved after the exhaustion of the procedures provided herein, to independent arbitration. Except as otherwise provided herein, arbitration shall be conducted under California Code of Civil Procedure Sections 1280, et seq., or their successor.

2. Any and all disputes prior to the work starting shall be subject to resolution by the Agency's Project Manager; and the Contractor shall comply, with the Agency Project Manager instructions. If the Contractor is not satisfied with the resolution directed by the Agency Project Manager, they may file a written protest with the Agency Project Manager within seven (7) calendar days after receiving written directive of the Project Manager's decision. Failure by Contractor to file a written protest within seven (7) calendar days shall constitute waiver of protest and acceptance of the Project Manager's resolution. The Project Manager shall submit the Contractor's written protests to the General Manager, together with a copy of the Project Manager's written decision, for his or her consideration within seven (7) calendar days after receipt of the protest-related documents. The General Manager shall make his or her determination with respect to each protest filed with the Project Manager within ten (10) calendar days after receipt of the protest-related documents. If Contractor is not satisfied with any such resolution by the General Manager, they may file a written request for arbitration with the Project Manager within seven (7) calendar days after receiving written notice of the General Manager's decision.

3. In the event of arbitration, the parties to this contract agree that there shall be a single neutral Arbitrator who shall be selected in the following manner:
 - a. The Demand for Arbitration shall include a list of five names of persons acceptable to the Contractor to be appointed as Arbitrator. The Agency shall determine if any of the names submitted by Contractor are acceptable and, if so, such person will be designated as Arbitrator.

 - b. In the event that none of the names submitted by Contractor are acceptable to Agency, or if for any reason the Arbitrator selected in Step (a) is unable to serve, the Agency shall submit to Contractor a list of five names of persons acceptable to Agency for appointment as Arbitrator. The Contractor shall,

in turn, have seven (7) calendar days in which to determine if one such person is acceptable.

- c. If after Steps (a) and (b), the parties are unable to mutually agree upon a neutral Arbitrator, the matter of selection of an Arbitrator shall be submitted to the San Bernardino County Superior Court pursuant to Code of Civil Procedure Section 1281.6, or its successor. The costs of arbitration, including but not limited to reasonable attorneys' fees, shall be recoverable by the party prevailing in the arbitration. If this arbitration is appealed to a court pursuant to the procedure under California Code of Civil Procedure Section 1294, et seq., or their successor, the costs of arbitration shall also include court costs associated with such appeals, including but not limited to reasonable attorneys' fees which shall be recoverable by the prevailing party.
 - 4. Association in Mediation/Arbitration: The Agency may join the Contractor in mediation or arbitration commenced by a contractor on the Project pursuant to Public Contracts Code Sections 20104 et seq. Such association shall be initiated by written notice from the Agency's representative to the Contractor.
 - M. Workers' Legal Status: For performance against this Contract, Contractor shall only utilize employees and/or subcontractors that are authorized to work in the United States pursuant to the Immigration Reform and Control Act of 1986.
 - N. Prevailing Wage Requirements: Pursuant to Section 1770 and following, of the California Labor Code, the Contractor shall not pay less than the general prevailing wage rates, as determined by the Director of the State of California Department of Industrial Relations for the locality in which the work is to be performed and for each craft or type of worker needed to execute the work contemplated under the Contract. The Contractor or any subcontractor performing part of said work shall strictly adhere to all provisions of the Labor Code, including, but not limited to, minimum wages, work days, nondiscrimination, apprentices, maintenance and availability of accurate payroll records and any other matters required under all Federal, State and local laws related to labor.
 - O. Contractor shall provide with their invoice certified payroll verifying that Contractor has paid prevailing wage requirements as stipulated in SB-854 (<http://www.dir.ca.gov/DIRNews/2014/2014-55.pdf>).
11. OWNERSHIP OF MATERIALS AND DOCUMENTS/CONFIDENTIALITY: The Agency retains ownership of any, and all, partial or complete reports, drawings,

plans, notes, computations, lists, and/or other materials, documents, information, or data prepared by the Contractor and/or the Contractor's subcontractor(s) pertaining to this Contract. Said materials and documents are confidential and shall be available to the Agency from the moment of their preparation, and the Contractor shall deliver them to the Agency whenever requested to do so by the Project Manager and/or Agency representative. The Contractor agrees that all documents shall not be made available to any individual or organization, private or public, without the prior written consent of an Agency representative.

12. TITLE AND RISK OF LOSS:

- A. Documentation: Title to the Documentation shall pass to the Agency when prepared; however, a copy may be retained by Contractor for its records and internal use. Contractor shall retain such Documentation in a controlled access file, and shall not reveal, display, or disclose the contents of the Documentation to others without the prior written authorization of the Agency or for the performance of Work related to the Scope of Work described in this Contract.
- B. Material: Title to all Material, field or research equipment, and laboratory models, procured or fabricated under the Contract shall pass to the Agency when procured or fabricated, and such title shall be free and clear of any and all encumbrances. Contractor shall have risk of loss of any Material or Agency-owned equipment of which it has custody.
- C. Disposition: Contractor shall dispose of items to which the Agency has title as directed, in writing, by the Project Manager and/or an Agency representative.

13. PROPRIETARY RIGHTS:

- A. Rights and Ownership: Agency's rights to inventions, discoveries, trade secrets, patents, copyrights, and other intellectual property, including the Information and Documentation, and revisions thereto (hereinafter collectively referred to as "Proprietary Rights"), used or developed by Contractor in the performance of the Work, shall be governed by the following provisions:
 - 1. Proprietary Rights conceived, developed, or reduced to practice by Contractor in the performance of the Work shall be the property of Agency, and Contractor shall cooperate with all appropriate requests to assign and transfer same to Agency.
 - 2. If Proprietary Rights conceived, developed, or reduced to practice by Contractor prior to the performance of the Work are used in and become integral with the Work, or are necessary for Agency to have complete control of the Work, Contractor shall grant to Agency a non-

exclusive, irrevocable, royalty-free license, as may be required by Agency for the complete control of the Work, including the right to reproduce, correct, repair, replace, maintain, translate, publish, use, modify, copy or dispose of any or all of the Work and grant sublicenses to others with respect to the Work.

3. If the Work includes the Proprietary Rights of others, Contractor shall procure, at no additional cost to Agency, all necessary licenses regarding such Proprietary Rights so as to allow Agency the complete control of the Work, including the right to reproduce, correct, repair, replace, maintain, translate, publish, use, modify, copy, or dispose of any or all of the Work; and to grant sublicenses to others with respect to the Work. All such licenses shall be in writing and shall be irrevocable and royalty-free to Agency.
14. **NOTICES:** Any notice may be served upon either party by delivering it in person, or by depositing it in a United States Mail deposit box with the postage thereon fully prepaid, and addressed to the party at the address set forth below:

Agency: Warren T. Green
Manager of Contracts and Procurement
Inland Empire Utilities Agency
P.O. Box 9020
Chino Hills, CA 91709

Contractor: Don Holder
Conserv Construction, Inc.
30190 Via Del Fierro
Menifee, CA 92584

Any notice given pursuant to this section shall be deemed effective in the case of personal delivery, upon receipt thereof, or, in the case of mailing, at the moment of deposit in the course of transmission through the United States Postal Service.

15. **SUCCESSORS AND ASSIGNS:** All of the terms, conditions and provisions of this Contract shall take effect to the benefit of and be binding upon the Agency, the Contractor, and their respective successors and assigns. No assignment of the duties or benefits of the Contractor under this Contract may be assigned, transferred, or otherwise disposed of, without the prior written consent of the Agency; and any such purported or attempted assignment, transfer, or disposal without the prior written consent of the Agency shall be null, void, and of no legal effect whatsoever.
16. **PUBLIC RECORDS POLICY:** Information made available to the Agency may be subject to the California Public Records Act (Government Code Section 6250 et seq.) The Agency's use and disclosure of its records are governed by this Act. The Agency shall use its best efforts to notify Contractor of any requests for

disclosure of any documents pertaining to this work. In the event of litigation concerning disclosure of information Contractor considers exempt from disclosure; (e.g., Trade Secret, Confidential, or Proprietary) Agency shall act as a stakeholder only, holding the information until otherwise ordered by a court or other legal process. If Agency is required to defend an action arising out of a Public Records Act request for any of the information Contractor has marked "Confidential," "Proprietary," or "Trade Secret," Contractor shall defend and indemnify Agency from all liability, damages, costs, and expenses, in any action or proceeding arising under the Public Records Act.

17. **RIGHT TO AUDIT:** The Agency reserves the right to review and/or audit all Contractor's records related to the Work. The option to review and/or audit may be exercised during the term of the Contract, upon termination, upon completion of the Contract, or at any time thereafter up to twelve (12) months after final payment has been made to the Contractor. The Contractor shall make all records and related documentation available within three (3) working days after said records are requested by the Agency.
18. **INTEGRATION:** The Contract Documents represent the entire Contract made and entered into by and between the Agency and the Contractor as to those matters contained in this contract. No prior oral or written understanding shall be of any force or effect with respect to those matters covered by the Contract Documents. This Contract may not be modified, altered, or amended except by written mutual agreement by the Agency and the Contractor.
19. **GOVERNING LAW:** This Contract is to be governed by and constructed in accordance with the laws of the State of California, in the County of San Bernardino.
20. **TERMINATION FOR CONVENIENCE:** The Agency reserves and has the right to immediately suspend, cancel or terminate this Contract at any time upon written notice to the Contractor. In the event of such termination, the Agency shall pay Contractor for all authorized and Contractor-invoiced services up to the date of such termination, as approved by the Project Manager.
21. **FORCE MAJEURE:** Neither party shall hold the other responsible for the effects of acts occurring beyond their control; e.g., war, riots, strikes, natural disasters, etcetera.
22. **NOTICE TO PROCEED:** No services shall be performed or provided under this Contract unless and until this document has been properly signed by all responsible parties and a notice to proceed has been issued to the Contractor by the Project Manager.

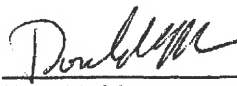
- 23. AUTHORITY TO EXECUTE CONTRACT: The Signatories, below, each represent, warrant, and covenant that they have the full authority and right to enter into this Contract on behalf of the separate entities shown below.
- 24. DELIVERY OF DOCUMENTS: The Parties to this Contract and the individuals named to facilitate the realization of its intent, with the execution of the Contract, authorize the delivery of documents via facsimile, via email, and via portable document format (PDF) and covenant agreement to be bound by such electronic versions.

The parties hereto have caused the Contract to be entered as of the day and year written above.


INLAND EMPIRE UTILITIES AGENCY:
**A MUNICIPAL WATER DISTRICT*

ConServ Construction, Inc.

Halla Razak (Date)
General Manager



Don Holder (Date) 9-19-18
President



**CONSENT
CALENDAR
ITEM**

2E



Date: October 17, 2018

To: The Honorable Board of Directors

From: Halla Razak, General Manager

HR

Committee: Engineering, Operations & Water Resources

10/10/18

Executive Contact: Shaun Stone, Acting Executive Manager of Engineering/AGM

Subject: IEUA & CBWM Cost Sharing Task Order No. 4 for Chino Basin Project Support

Executive Summary:

In September 2017, IEUA and Chino Basin Watermaster (CBWM) entered into a Master Agreement for joint management and cost sharing of projects in the Chino Basin. Through Task Order No. 4, CBWM and its Engineer, Wildermuth Environmental Inc. (WEI) will provide modeling analysis in support of the feasibility study for the Chino Basin Conjunctive Use Environmental Water Storage/Exchange Program (Chino Basin Project).

IEUA is in the process of developing a feasibility study for the Chino Basin Project to determine optimized "Put and Pump Back" facilities (advanced water treatment, recharge and/or injection facilities, production wells, and associated transmission systems) within the Chino groundwater basin. The work performed under this task order will provide information to help IEUA identify the most feasible and optimal siting of an advanced water treatment facility, corresponding recharge facilities (surface spreading, injection or a combination) and groundwater extraction wells in the Chino groundwater basin.

This task order was approved by the CBWM Board of Directors on September 27, 2018.

Staff's Recommendation:

1. Approve Task Order No. 4 with CBWM for Chino Basin Project Evaluation and Conceptual Design Support, for a not-to-exceed amount of \$190,568, under the Master Cost Sharing Agreement; and
2. Authorize the General Manager to execute Task Order No. 4, subject to non-substantive changes.

Budget Impact Budgeted (Y/N): Y Amendment (Y/N): N Amount for Requested Approval:

Account/Project Name:

The cost will be split 50/50 between WR16025-Water Resources Planning Documents (WW fund), and Professional Fees & Services (WC fund).

Fiscal Impact (explain if not budgeted):

N/A

Prior Board Action:

On September 20, 2017, the Board approved the Master Cost Sharing Agreement between IEUA and Chino Basin Watermaster.

Environmental Determination:

Statutory Exemption

CEQA exempts a variety of projects from compliance with the statute. This project qualifies for a Statutory Exemption as defined in Section 15262 of the State CEQA Guidelines. When the project is implemented, it will be subject to future environmental evaluation.

Business Goal:

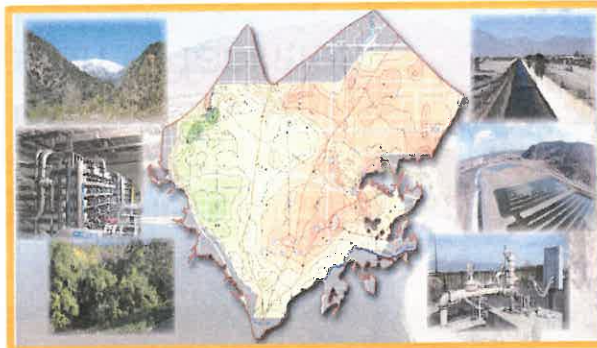
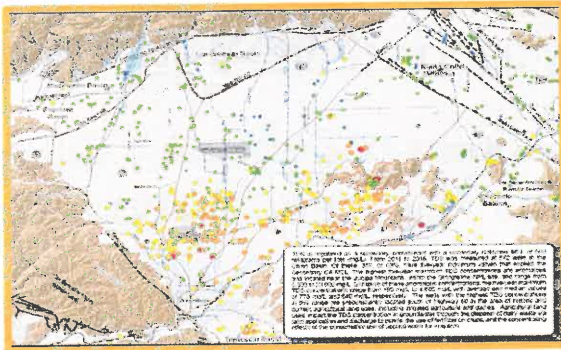
Task Order No. 4 is consistent with IEUA's Business Goal of Water Reliability by maximizing the beneficial reuse of recycled water as a source of groundwater recharge; and meeting the region's need to develop reliable and diverse local water resources in order to reduce dependence on imported water supplies.

Attachments:

Attachment 1: PowerPoint

Attachment 2: Task Order No. 4 with CBWM for Chino Basin Project Evaluation and Conceptual Design Support

IEUA & CBWM Cost Sharing Task Order No. 4 for Chino Basin Project Support



Background

- Developing feasibility study for the Chino Basin Conjunctive-Use Environmental Water Storage/Exchange Project (Chino Basin Project)
- Study will evaluate optimization of facilities:
 - Advanced water treatment
 - Recharge and/or injection
 - Production wells
 - Transmission systems
- Study will explore potential benefits to the Chino Basin
- Existing IEUA & CBWM master agreement for collaborative efforts



Groundwater Injection Well

Task Order No. 4: Chino Basin Project Support

- Description:
 - Update groundwater model to analyze alternative facility locations
 - Assess basin response: net recharge, water quality, pumping stability, etc.
 - Provide alternatives for optimal siting of facilities
- Budget:
 - IEUA total not-to-exceed amount of \$190,568



Advanced Water Treatment
via Reverse Osmosis



Recommendation

- Approve Task Order No. 4 with CBWM for Chino Basin Project Evaluation and Conceptual Design Support, for a not-to-exceed amount of \$190,568, under the Master Cost Sharing Agreement; and
- Authorize the General Manager to execute Task Order No. 4, subject to non-substantive changes.

Task Order No. 4 is consistent with *IEUA's Business Goal of Water Reliability* by maximizing the beneficial reuse of recycled water as a source of groundwater recharge; and meeting the region's need to develop reliable and diverse local water resources in order to reduce dependence on imported water supplies.



**MASTER AGREEMENT BETWEEN
CHINO BASIN WATERMASTER AND INLAND EMPIRE UTILITIES AGENCY
REGARDING THE MANAGEMENT OF COLLABORATIVE PROJECTS**

**TASK ORDER NO. 4
CHINO BASIN CONJUNCTIVE USE ENVIRONMENTAL WATER STORAGE/EXCHANGE PROGRAM
EVALUATION AND CONCEPTUAL DESIGN SUPPORT**

This Task Order is made and entered into as of the ____ day of September, 2018 by and between the Chino Basin Watermaster, hereinafter referred to as “Watermaster,” and the Inland Empire Utilities Agency, hereinafter referred to as “IEUA” (each a “Party” and collectively, the “Parties”).

In consideration of the mutual promises, covenants, and conditions as addressed in the Master Agreement between Chino Basin Watermaster and Inland Empire Utilities Agency Regarding Management of Collaborative Projects dated September 28, 2017 (“Master Agreement”) and as specifically hereinafter set forth, the Parties do hereby agree as follows:

1. PURPOSE

The purpose of this Task Order is to govern the manner in which Watermaster’s consultant will perform work allowing IEUA to acquire technical information to enable it to assess feasibility and conceptual development of the Chino Basin Conjunctive Use Environmental Water Storage/Exchange Program (“CBEWP”). IEUA is in the process of developing a Feasibility Study for the CBEWP to determine optimized “Pump Back” facilities (advanced water treatment, recharge and/or injection facilities, production wells, and associated transmission systems) from the Chino groundwater basin to the Metropolitan Water District of Southern California (MWD). The work performed pursuant to this Task Order will provide information to help IEUA identify the most feasible and optimized siting of an advanced water treatment facility, corresponding recharge facilities (surface spreading, injection or a combination) and groundwater extraction wells in the Chino groundwater basin.

The proposed CBEWP operation is as follows:

- The advanced water treatment facility will recharge (“put”) up to 15,000 AFY of treated water into the groundwater basin and store under the Chino Basin Water Bank (CBWB). The maximum storage capacity reserved for the CBEWP is 100,000 AF.
- During a pump back (“take”) provision, the project would pump up to 50,000 AFY from the CBWB. The water would be delivered to the partnering State Water Project Contractor (SWPC), potentially MWD, and pumped into their existing distribution system for use within Southern California. An equivalent amount of

water would then be exchanged with the SWPC. The exchange would leave behind water in Lake Oroville storage. The project can pump up to 50,000 AF of water for up to three consecutive dry years.

2. SCOPE

As related to this Task Order, the CBEWP evaluation and conceptual design support is attached hereto as **Exhibit A**.

The evaluation and conceptual design support scope of work will include, but is not limited to the following activities:

- Coordination and meetings with IEUA and its consultants;
- Review of associated information (memoranda, modeling, etc.);
- Application of the 2017 Watermaster Model to evaluate the basin response to CBEWP project alternatives; and
- Other associated effort.

The product of the work described in Exhibit A is a “snapshot” evaluation as of the time the evaluation is conducted, based on the assumptions made at the time of the evaluation. Such work is not a guarantee of any future result or any future finding by Watermaster, WEI, or any other Watermaster staff, agent, or consultant, and IEUA acknowledges that the result of a similar analysis could be different in the future, based on changes occurring between the time of the two analyses, or based on updated assumptions at the time of a later analysis.

3. IEUA RESPONSIBILITIES

IEUA agrees to provide project management and contract administration services that include, but are not limited to:

- Engagement and management of consulting services as needed;
- Coordination and communication with the project team;
- Providing access to associated available information and data; and,
- Payment of consultant invoices.

4. WATERMASTER RESPONSIBILITIES

Watermaster, with the assistance of WEI, agrees that it and its employees and consultants will cooperate with IEUA and the project consultants in the performance of services under this Task Order and, to the extent possible, will provide any necessary documentation and information in Watermaster’s possession.

5. **BUDGET AND COST ALLOCATION**

Unless the scope of work is changed, and an increase is authorized by the Parties, the total projected cost for the activities to be undertaken pursuant to this Task Order is One hundred ninety-eight thousand five hundred sixty-eight dollars (\$190,568) ("Budget"). The Parties agree that the Budget is carried in its entirety by IEUA, and that Watermaster will bear no costs related to the project.

Entity	Total
Watermaster	\$0
IEUA	\$190,568
Total	\$190,568

6. **TOTAL BUDGETED COST**

The Parties agree to pay their respective portion of the total costs. The Parties shall not be required to pay more than \$190,568 ("Total Budgeted Cost").

7. **MAXIMUM COSTS TO WATERMASTER**

The costs to be required of Watermaster under this Agreement shall not exceed its share of the Total Budgeted Cost, as shown in Section 5 above, or \$0.

8. **MAXIMUM COSTS TO IEUA**

The costs to be required of IEUA under this Agreement shall not exceed its share of the Total Budgeted Cost, as shown in Section 5 above, or \$190,568.

9. **TERM**

Work to be undertaken pursuant to this Task Order shall be initiated upon the Effective Date, as described in Section 11, below. The terms of this Task Order shall remain effective until Watermaster's receipt of IEUA's share of costs expended pursuant to the Budget shown above, so that IEUA may close out the activities.

10. **REIMBURSEMENT**

IEUA's reimbursement of Watermaster's work performed under this Task Order shall be as provided in Article 3 of the September 2017 Master Agreement.

11. EFFECTIVE DATE

This Task Order No. 4 will become effective upon execution by both Parties.

IN WITNESS WHEREOF, the Parties have executed this Agreement on the day and year and at the place first above written.

CHINO BASIN WATERMASTER

By _____
PETER KAVOUNAS, PE
General Manager

INLAND EMPIRE UTILITIES AGENCY

By _____
HALLA RAZAK, PE
General Manager



September 6, 2018

Chino Basin Watermaster
Attention: Mr. Peter Kavounas
9641 San Bernardino Road
Rancho Cucamonga, CA 91730

Subject: Proposal to provide engineering services to develop and provide information to IEUA to help them develop a refined set of project alternatives for the proposed the Chino Basin Conjunctive-Use Environmental Water Storage/Exchange Project (CBEWP).

Dear Mr. Kavounas:

There was a meeting on August 29, 2018, with Watermaster and IEUA staffs to discuss IEUA's request for technical information to assist them in the evaluation of the proposed CBEWP. After some discussion, you directed Edgar Tellez-Forster to work with IEUA staff and Watermaster legal counsel to develop a task order that would contain a technical scope of work and cost to provide that assistance. This letter is the technical scope of work and cost estimate for that task order.

IEUA issued an RFP in March 2018 for hydrogeologic services for the CBEWP project and subsequently awarded the work to a team consisting of Thomas Harder and Company and Michael Baker (hereafter TH). TH proposed three tasks that included:

- Task 1 Data Review and Preliminary Evaluation
- Task 2 Project Alternative Development and Evaluation
- Task 3 (Optional) Siting Study and Preliminary Design

On August 30, 2018, Watermaster staff attended a meeting at IEUA to review the Task 1 work completed by TH. Task 1 has been completed and the work was documented in the TM 1 report and the associated August 30, 2018 PowerPoint presentation. TH is about to start work in Task 2. TH's scope of work for Task 2 includes three subtasks that include:

- Task 2.1 Alternatives analysis (assumes ten project alternatives)
- Task 2.2 Preparation of Technical Memorandum No. 2
- Task 2.3 Progress meetings (assumes two progress meetings and one workshop in Chino)

Task 2.1, as described by TH at August 30, 2018 meeting, involves: the construction of an analytical model(s) of the Chino Basin¹; the detailed formulation of ten alternatives (detailed

¹ The exact text of the proposed modeling work reads as follows: "In order to evaluate potential regulatory compliance for injection wells, impacts on existing plumes, and pumping interference, TH&Co will use an analytical model for the area specific to each alternative." Page 7 of the TH April 2018 proposal.

enough to conduct simulations of them with the analytical model); application of the analytical model to assess basin response; post-processing of the model results to estimate basin responses; and the development an application of a ranking process to score and prioritize the alternatives. TH has estimated this task to cost about \$149,000.

TH proposed that the analytical model be created from scratch using information from the 2011 version of the Chino Basin groundwater model. Based on discussion at the August 30, 2018 meeting, TH was unaware of the updated 2017 Watermaster model, updated planning information, and the Storage and Recovery scenarios analysis completed for the Storage Framework investigation.

The Storage Framework investigation produced an updated planning model (2017 Watermaster mode) that can be used to efficiently evaluate the proposed CBEWP alternatives and provide information that can be used in a Storage and Recovery Agreement application. The Storage Framework investigation developed planning information and related tools that can be used to efficiently develop the CBEWP alternatives consistent with the information used in the development of the SF scenarios; reduce the number of CBEWP alternatives that need to be evaluated; and accelerate the rate of learning and project development.

At our follow up call on August 31, 2018, you suggested that WEI create a table that compares the work proposed by TH that can be done by WEI with the updated Chino Basin model; and, based on that table create a scope and cost proposal that could be included in a Task Order where WEI would conduct the modeling work and provide other as needed support to enable TH to complete their work for IEUA. Table 1: lists the proposed TH Task 2 subtasks; indicates a specific subtask where Watermaster can employ its updated planning data and the 2017 Watermaster model to improve the reliability and usefulness of the Task 2 products; and it provides a set of comments for each TH Task 2 subtasks where the work done in the Storage Framework investigation could be leveraged to improve the efficiency of TH's Task 2 effort.

Proposed Scope of Work

Table 2 contains a work breakdown structure and cost estimate for Watermaster to provide the modeling support to IEUA as indicated in Table 1. The scope of work includes three tasks:

- Task 1 - Project management. This task involves WEI project management activities and includes up to three ad hoc meetings.
- Task 2 - As-requested services. This task involves WEI responding to ad hoc requests for information or assistance.
- Task 3 - Application of the 2017 Watermaster Model and updated planning information to evaluate the basin response to CBEWP project alternatives. This task involves the following:
 - Assisting IEUA and TH in converting a conceptual alternative description into a detailed description that can modeled
 - Development of recharge and pumping schedules for specific facilities to implement the CBEWP alternative

- Developing model input files, getting the model to run and debugging the model to ensure that the alternative has been correctly modeled. Conducting iterative simulations to converge on net recharge and replenishment.
- Post processing final simulation results to develop a final water budget table, assess state of hydraulic control, preparation of groundwater elevation and groundwater elevation change maps
- Reviewing the simulation results with IEUA and TH staffs

For budgeting purposes, we have assumed that seven alternatives would be simulated with the 2017 Watermaster groundwater flow model. After all the CBEWP alternatives have been simulated with the 2017 Watermaster groundwater flow model, IEUA, Watermaster, TH and WEI will select up to three of the CBEWP alternatives for which WEI will use the MT3D model to estimate impact of CBWEP alternatives on the transport of the major plumes in the Chino Basin. WEI will post process the MT3D model results and prepare map graphics identical that those prepare for the Storage Framework investigation report (plume positions in 2030 and 2050 for the three CBEWP alternatives and the for the Storage Framework scenario 1A (baseline)).

The deliverable for Task 3 will be: model output files; and tables, charts and maps comparable to those produced in Section 6 of the Storage Framework final report and Appendix B from that report.

The cost to complete the work as proposed is about \$170,000. We recommend that you budget an additional \$20,000 for contingencies. If you have any questions regarding this proposal, please call me at 949-600-7500 or send them to me at mwildermuth@weewater.com.

Very truly yours,

Wildermuth Environmental, Inc.



Mark Wildermuth, PE
President

Encl.: Tables 1 and 2

Summary of TH Task 2 Subtasks and Where Watermaster Staff Could Assist IEUA and TH

TH proposed task	Watermaster WEI proposed task	Comment
Develop general facility sizing, quantities, and issues impacting construction costs for either a centrally located treatment plant or a satellite plant, depending on the alternative.		
Identification of a sufficient number of injection well sites to meet the injection capacity requirements of the CBEWP taking into account anticipated maintenance and rehabilitation down time.		The Storage Framework investigation evaluated the location of injection well areas based on an integrated assessment of the recovery of recharged, reductions in net recharge, impact on the state of hydraulic control and impact to plume migration. TH could use this work to fine tune its work and reduce the number of spreading basin alternatives.. TH could use this work to fine tune its work and reduce the number of alternatives.
Identification of existing and/or new recharge basins for PUT operations. Issues to be evaluated will include environmental restrictions, capacity limits with respect to storm flow obligations, recharge infiltration rates, and location with respect to existing downgradient production wells.		The Storage Framework investigation evaluated the use of existing recharge basins based on recent estimates of surplus recharge capacity (consistent with the 2018 RMPU), it considered conflicts with other spreading basins uses, and it conducted an integrated assessment of the recovery of recharged, reductions in net recharge impact on the state of hydraulic control and impact to plume migration. TH could use this work to fine tune its work and reduce the number of spreading basin alternatives.
Evaluation of the relative cost of using injection wells versus surface spreading basins.		There are other issues that need to be considered regarding the trade offs of using recharge basins and injection wells. These were evaluated in the Storage Framework investigation (see above) and could be used by TH to fine tune their alternatives and reduce the number of alternatives investigated.
Identification of a sufficient number of production well sites to meet the TAKE capacity requirements of the CBEWP.		The Storage Framework investigation evaluated the location of recovery well areas based on an integrated assessment of the recovery of recharged, reductions in net recharge, impact on the state of hydraulic control and impact to plume migration. TH could use this work to fine tune its work and reduce the number of alternatives.
Evaluation of the feasibility of reducing baseline imported water deliveries and increasing groundwater pumping from existing and/or new production wells (Alternative No. 7).		The Storage Framework investigation evaluated the existing under used capacity of Appropriator party wells that could be used to offset the use of imported water as a means to recover stored supplemental water. TH could use this work to fine tune its work and reduce the number of alternatives.
In order to evaluate potential regulatory compliance for injection wells, impacts on existing plumes, and pumping interference, TH&Co will use an analytical model for the area specific to each alternative. The analytical model will provide the requisite level of analysis for the feasibility study and can be conducted within the 20-week schedule described in the RFP.	The existing Watermaster model (hereafter the 2017 Watermaster model) has been recently been updated with the latest groundwater production and recharge projections and used in the Storage Framework investigation. WEI could use the 2017 Watermaster model to evaluate the alternatives developed by TH in lieu of TH developing and applying analytical models for each alternative. The resulting analysis will more accurately predict the basin response, ensure its consistency with the Storage Framework planning scenarios and maximize confidence in the Task 2	TH proposal provides no description of scope of work to develop his analytical model nor do they describe the scope of work to evaluate basin response and impacts. The TH scope of work is described in bullet form in their August 30, 2018 PowerPoint presentation. The scope as presented is based on outdated WAtermaster model assumptions and ignores: the updated 2017 Watermaster model, updated planning information and Storage and Recovery scenarios analysis completed for the Storage Framework investigation.

Table 2
Work Breakdown Structure and Fee Estimate
Provide Modeling Support and As-Needed Services for the CBEWP

Description	Notes	Labor (person days)								Other Direct Charges				Total Project Costs			
		Principal III	Principal I	Supervising I	Senior II	Senior I	Staff I	Tech Editor	Task Rep Multiplier	Total Labor		Travel	Reproduction	Total ODCs		Task	Project
										Person Days	Cost			Task	Project		
Task 1 Project management and meetings																	
1.1 Project management and scheduling					0.50			3.00	1.50	\$2,124							\$2,124
1.2 Ad hoc meetings with Watermaster staff		0.25	0.25		0.25			6.00	4.50	\$7,992	\$600		\$600				\$8,592
Task 2 Provide as-needed assistance to TH, IEUA and Watermaster staffs		5			5			1		\$17,200	\$17,200			\$0			\$17,200
Task 3 Application of the 2017 Watermaster Model to evaluate the basin response to CBEWP project																	
3.1 Define and evaluate a CBEWP project alternative														\$100			\$12,140
3.1.1 Review CBEWP project alternative with TH, IEUA and Watermaster staffs		0.50			0.50			7.00	7.00	\$12,040	\$100		\$100				\$12,140
3.1.2 Update list of wells and pumping and injection schedule			0.50		0.25			7.00	5.25	\$9,086							\$9,086
3.1.3 Update recharge at spreading basins			0.50		0.25			7.00	5.25	\$9,086							\$9,086
3.1.4 Prepare input files			1.50					7.00	10.50	\$19,824							\$19,824
3.1.5 Get the model to run			0.50					7.00	3.50	\$6,608							\$6,608
3.1.6 Construct water budget table(s) and estimate net recharge		0.25	1.00		0.25			7.00	10.50	\$19,236							\$19,236
3.1.7 Evaluate state of hydraulic control		0.13	0.50					7.00	4.38	\$8,379							\$8,379
3.1.8 Prepare head raster files, GWE and GWE change maps, GWE time history charts		0.13	0.50		0.13			7.00	5.25	\$9,618							\$9,618
3.1.9 Review results with TH, IEUA and Watermaster staffs		1.00	1.00		1.00			7.00	21.00	\$37,296							\$37,296
3.2 Evaluate CBEWP project alternative impacts on major plumes																	
Prepare MT3D input files			0.50					3.00	1.50	\$2,832							\$2,832
Get the model to run			0.50					3.00	1.50	\$2,832							\$2,832
Prepare concentration raster files		0.13	0.50		0.50			3.00	3.38	\$5,715							\$5,715
Total Tasks 1 through 3		<u>20.88</u>	<u>48.00</u>	<u>0.00</u>	<u>0.00</u>	<u>26.13</u>	<u>0.00</u>	<u>0.00</u>	<u>85.00</u>	<u>\$169,868</u>	<u>\$700</u>	<u>\$0</u>	<u>\$700</u>				<u>\$170,568</u>

**CONSENT
CALENDAR
ITEM**

2F



Date: October 17, 2018

To: The Honorable Board of Directors

From: Halla Razak, General Manager

Committee: Engineering, Operations & Water Resources

HR

10/10/18

Executive Contact: Shaun Stone, Acting Executive Manager of Engineering/AGM

Subject: RP-1 Roof and Skylight Replacement Construction Contract Award

Executive Summary:

Over the past several years, the existing roofing systems on the RP-1 Power Reliability Building (PRB) and the Intermediate Pump Station (IPS) Motor Control Center (MCC) buildings have developed leaks and have exceeded their useful life. This roofing replacement project will replace the existing roofing systems and skylights on the PRB and IPS buildings at RP-1 with a 20-year roofing system.

On September 4, 2018, IEUA received four bids. Best Contracting Services Inc. was the lowest responsive bidder, with a bid price of \$343,555.

Staff's Recommendation:

1. Award a construction contract for the RP-1 PRB and MCC Building Roof and Skylight Replacement, Project No. EN19037, to Best Contracting Services Inc., in the amount of \$343,555; and
2. Authorize the General Manager to execute the contract.

Budget Impact *Budgeted (Y/N): Y* *Amendment (Y/N): Y* *Amount for Requested Approval:*

Account/Project Name:

EN19037/RP-1 PRB and MCC Building Roof and Skylight Replacement

Fiscal Impact (explain if not budgeted):

None.

Full account coding (internal AP purposes only):

- - -
- - -

Project No.:

Prior Board Action:

None.

Environmental Determination:

Statutory Exemption

The project is statutorily exempt based on the CEQA General Rule found in Section 15061(b)(3) of the State CEQA Guidelines.

Business Goal:

The RP-1 PRB and MCC Building Roof and Skylight Replacement Project is consistent with the IEUA's Business Goal of Wastewater Management and Work Environment specifically the Asset Management and Staff Safety objectives that IEUA will ensure the regional sewer system and treatment facilities are well maintained, upgraded to meet evolving requirements, sustainably managed, can accommodate changes in regional water use, and will promote and ensure a safe and healthy work environment, exceeding industry best practices.

Attachments:

Attachment 1 - PowerPoint

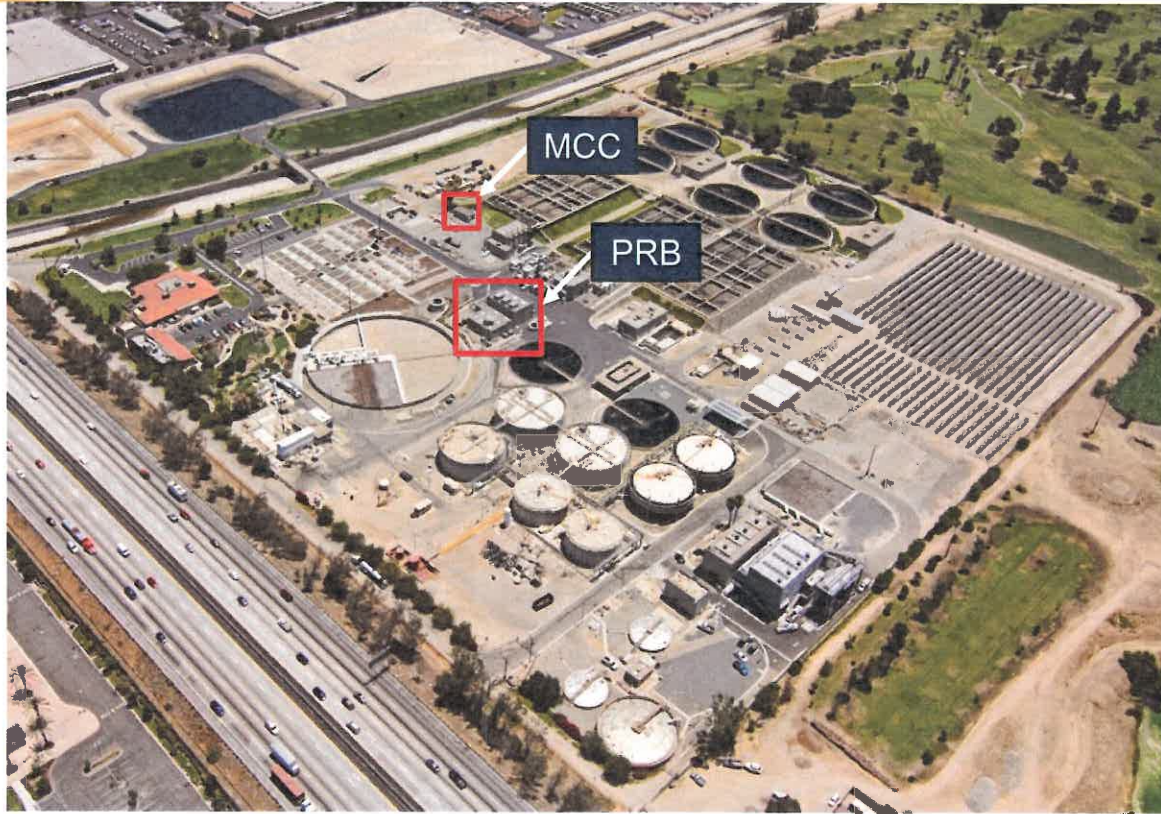
Attachment 2 - Construction Contract

Attachment 1

RP-1 PRB and MCC Building Roof and Skylight Replacement Construction Contract Award Project No. EN19037



Project Location



RP-1 PRB and MCC Buildings

The Project

- Remove/replace existing roofing system and skylights
- New handrailing around entire perimeter of the buildings
- Install a fixed galvanized ladder to the MCC building
- Remove/replace parapet coping cap



Fixed Ladder on PRB Building

Contractor Selection

Four bids were received on September 4, 2018:

Bids Received

Bidder's Name	Total
Best Contracting Services Inc.	\$ 343,555
Rite-Way Roof Corporation	\$ 385,032
San Marino Roof Company Inc.	\$ 345,000
Pacific Builders & Roofing Inc.	Non-Responsive
Engineer's Estimate	\$390,000

Project Budget and Schedule

Description	Estimated Cost	Project Milestone	Date
Design Services	\$54,000	Construction	
Design (Phase II)	\$54,000	Construction Contract Award	October 2018
Construction Services	\$56,700	Construction Completion	April 2019
IEUA Construction Services (15%)	\$56,700		
Construction	\$377,910		
Construction Contract (this action)	\$343,555		
Contingency (10%)	\$34,355		
Total Project Cost:	\$488,610		
Total Project Budget:	\$500,000		

Recommendation

- Award a construction contract for the RP-1 PRB and MCC Building Roof and Skylight Replacement, Project No. EN19037, to Best Contracting Services Inc., in the amount of \$343,555; and
- Authorize the General Manager to execute the contract.

The RP-1 PRB and MCC Building Roof and Skylight Replacement Project is consistent with the **IEUA's Business Goal of Wastewater Management and Work Environment** specifically the Asset Management and Staff Safety objectives that IEUA will ensure the regional sewer system and treatment facilities are well maintained, upgraded to meet evolving requirements, sustainably managed, can accommodate changes in regional water use, and will promote and ensure a safe and healthy work environment, exceeding industry best practices.

Attachment 2

SECTION D - CONTRACT AND RELEVANT DOCUMENTS

1.0 CONTRACT

THIS CONTRACT made and entered into this _____ day of _____, 2018, by and Between Best Contracting Services, Inc., hereinafter referred to as "Contractor," and The Inland Empire Utilities Agency, a Municipal Water District, located in San Bernardino County, California, hereinafter referred to as "Agency or IEUA".

WITNESSETH:

That for and in consideration of the promises and agreements hereinafter made and exchanged, the Agency and the Contractor agree as follows:

1. Contractor agrees to perform and complete in a workmanlike manner, all work required under the bidding schedule of said Agency's specifications entitled **SPECIFICATIONS FOR: PR-1 PRB AND MCC BUILDING ROOF AND SKYLIGHT REPLACEMENT, Project No. FM19001**, in accordance with the specifications and drawings, and to furnish at their own expense, all labor, materials, equipment, tools, and services necessary, except such materials, equipment, and services as may be stipulated in said specifications to be furnished by said Agency, and to do everything required by this Contract and the said specifications and drawings.
2. For furnishing all said labor, materials, equipment, tools, and services, furnishing and removing all plant, temporary structures, tools and equipment, and doing everything required by this Contract and said specifications and drawings; also for all loss and damage arising out of the nature of the work aforesaid, or from the action of the elements, or from any unforeseen difficulties which may arise during the prosecution of the work until its acceptance by said Agency, and for all risks of every description connected with the work; also for all expenses resulting from the suspension or discontinuance of work, except as in the said specifications are expressly stipulated to be borne by said Agency; and for completing the work in accordance with the requirements of said specifications and drawings, said Agency will pay and said Contractor shall receive, in full compensation therefore, the price(s) set forth in this Contract.
3. That the Agency will pay the Contractor progress payments and the final payment, in accordance with the provisions of the contract documents, with warrants drawn on the appropriate fund or funds as required, at the prices bid in the Bidding and Contract Requirements, Section C - Bid Forms and accepted by the Agency and set forth in this below.

Total Bid Price: \$343,555.00 dollars

(in numeric figures)

Three-Hundred and Forty-Three Thousand, Five Hundred and Fifty-Five Dollars and NO Cents

(in written words)

If this is not a lump sum bid and the contract price is dependent upon the quantities constructed, the Agency will pay and said Contractor shall receive, in full compensation for the work the prices named in the Bidding and Contract Requirements, Section C - Bid Forms.

4. The Agency hereby employs the Contractor to perform the work according to the terms of this Contract for the above-mentioned price(s), and agrees to pay the same at the time, in the manner, and upon the conditions stipulated in the said specifications; and the said parties for themselves, their heirs, executors, administrators, successors, and assigns, do hereby agree to the full performance of the covenants herein contained.
5. The Notice Inviting Bids, Instructions to Bidders, Bid Forms, Information Required of Bidder, Performance Bond, Payment Bond, Contractors License Declaration, Specifications, Drawings, all General Conditions and all Special Conditions, and all addenda issued by the Agency with respect to the foregoing prior to the opening of bids, are hereby incorporated in and made part of this Contract, as if fully set forth.
6. The Contractor agrees to commence work under this Contract on or before the date to be specified in a written "Notice To Proceed" and to complete said work to the satisfaction of the Agency One Hundred and Eighty-five (185) calendar days after award of the Contract. All work shall be completed before final payment is made.
7. Time is of the essence on this Contract. The Contractor agrees that in case the work is not completed before or upon the expiration of the contract time, damage will be sustained by the Agency, and that it is and will be impracticable to determine the actual damage which the Agency will sustain in the event and by reason of such delay, and it is therefore agreed that the Contractor shall pay to the Agency the amount of:

PR-1 PRB AND MCC BUILDING ROOF AND SKYLIGHT REPLACEMENT, project No.	Liquidated Damages for Delay
Approval of Shop Drawings/submittals within sixty (60) calendar days of Contract Award for the following items: <ul style="list-style-type: none"> • Purchase Order for Skylights • Signed and stamped Structural submittals on Framing and Fall Protection on skylights, signed by a Registered Engineer in California • Shop Drawings 	<p style="text-align: center;">\$250 / day</p>
Project Completion within one hundred and eighty-five (185) Calendar Days of Contract Award.	<p style="text-align: center;">\$500 / day</p>

for each day of delay, which shall be the period between the expiration of the contract time and the date of final acceptance by the Agency, as liquidated damages and not as a penalty. It is further agreed that the amount stipulated for liquidated damages per day of delay is a reasonable estimate of the damages that would be sustained by the Agency, and the Contractor agrees to pay such liquidated damages as herein provided. In case the liquidated damages are not paid, the Contractor agrees that the Agency may deduct the amount thereof from any money due or that may become due to the Contractor by progress payments or otherwise under the Contract, or if said amount is not sufficient, recover the total amount.

In addition to the liquidated damages, which may be imposed if the Contractor fails to complete the work within the time agreed upon, the Agency may also deduct from any sums due or to become due the Contractor, liquidated damages in accordance with the Bidding and Contract Requirements, Section B - Instruction to Bidders, Part 5.0 "Liquidated Damages", for any violation of the General Conditions, Section D - Contractor's Responsibilities, Part 8, "Law and Regulations"; Bidding and Contract Requirements Contract Section D -Contract and Relevant Documents, Part 1.0, Paragraphs 9 through 11; General Conditions , Section D - Contractor's Responsibilities, Part 4.0, "Labor, Materials and Equipment"; General Conditions Section D - Contractor's Responsibilities, Part 12.0, "Safety and Protection" or General Conditions Section H - Legal Responsibilities, Part 8.0, "Disturbance of the Peace".

9. That the Contractor will pay, and will require subcontractors to pay, employees on the work a salary or wage at least equal to the prevailing salary or wage established for such work as set forth in the wage determinations and wage standards applicable to this work, contained in or referenced in the contract documents.
10. That, in accordance with Section 1775 of the California Labor Code, Contractor shall forfeit to the Agency, as a penalty, not more than Fifty (\$50.00) Dollars for each day, or portion thereof, for each worker paid, either by the Contractor or any subcontractor, less than the prevailing rates as determined by the Director of the California Department of Industrial Relations for the work.
11. That, except as provided in Section 1815 of the California Labor Code, in the performance of the work not more than eight (8) hours shall constitute a day's work, and not more than forty (40) hours shall constitute a week's work; that the Contractor shall not require more than eight (8) hours of labor in a day nor more than forty hours of labor in a week from any person employed by the Contractor or any subcontractor; that the Contractor shall conform to Division 2, Part 7, Chapter 1, Article 3 (Section 1810, et seq.) of the California Labor Code; and that the Contractor shall forfeit to the Agency, as a penalty, the sum of Twenty-Five (\$25.00) Dollars for each worker employed in the execution of the work by Contractor or any subcontractor for each day during which any worker is required or permitted to labor more than eight (8) hours in violation of said Article 3.
12. That the Contractor shall carry Workers' Compensation Insurance and require all subcontractors to carry Workers' Compensation Insurance as required by the California

Labor Code.

13. That the Contractor shall have furnished, prior to execution of the Contract, two bonds approved by the Agency, one in the amount of one hundred (100) percent of the contract price, to guarantee the faithful performance of the work, and one in the amount of one hundred (100) percent of the contract price to guarantee payment of all claims for labor and materials furnished.
14. The Contractor hereby agrees to protect, defend, indemnify and hold the Agency and its employees, agents, officers, directors, servants and volunteers free and harmless from any and all liability, claims, judgments, costs and demands, including demands arising from injuries or death of persons (including employees of the Agency and the Contractor) and damage to property, arising directly or indirectly out of the obligation herein undertaken or out of the operations conducted by the Contractor, its employees agents, representatives or subcontractors under or in connection with this Contract.

The Contractor further agrees to investigate, handle, respond to, provide defense for and defend any such claims, demands or suit at the sole expense of the Contractor.

IN WITNESS WHEREOF, The Contractor and the General Manager of Inland Empire Utilities Agency*, thereunto duly authorized, have caused the names of said parties to be affixed hereto, each in duplicate, the day and year first above written.

Inland Empire Utilities Agency, *
San Bernardino County, California.

By _____
Halla Razak
General Manager

Best Contracting Services, Inc.
Contractor

By _____
Kayhan Fatemi
Executive Vice President
Best Contracting Services

*Municipal Water District

2.0 PERFORMANCE BOND

KNOW ALL MEN BY THESE PRESENTS, THAT, WHEREAS, the Inland Empire Utilities Agency, a Municipal Water District, hereinafter designated as the "Agency," has, on _____ 20____, awarded to Best Contracting Services, Inc. _____, hereinafter designated as the "Principal," the Contract for the construction of:

**PR-1 PRB AND MCC BUILDING ROOF AND SKYLIGHT REPLACEMENT,
Project No. FM19001**

WHEREAS, said Principal is required under the terms of said Contract to furnish a bond for the faithful performance of said Contract:

NOW, THEREFORE, WE, the Principal, and The Hanover Insurance Company, as Surety, are held and firmly bound unto the Agency the penal sum of ^{Three-Hundred and Forty-Three Thousand Five Hundred and Fifty-Five Dollars} dollars(\$ 343,555.00) lawful money of the United States, for the payment of which sum will and truly be made, we bind ourselves, our heirs, executors, administrators, and successors, jointly and severally, firmly by these presents.

THE CONDITION OF THIS OBLIGATION IS SUCH, that if the above bounden Principal, or its heirs, executors, administrators, successors, or assigns, shall in all things stand to and abide by, and will and truly keep and faithfully perform the covenants, conditions, and agreements in the said Contract and any alterations made as therein provided, on its or their part, to be kept and performed at the time and in the manner therein specified, and in all respects according to their true intent and meaning, and shall indemnify and save harmless, Agency and engineer, their officers, agents, and employees as therein stipulated, then this obligation shall become null and void; otherwise it shall be and remain in full force and virtue and Principal and Surety, in the event suit is brought on this bond, will pay to Agency such reasonable attorney's fees as shall be fixed by the court.

As a condition precedent to the satisfactory completion of the said Contract, the above obligation in the said amount shall hold good for a period of one (1) year after the completion and acceptance of said Contract, during which time if the above bounden Principal, its heirs, executors, administrators, successors, or assigns shall fail to make full, complete, and satisfactory repair and replacements or totally protect said Agency from loss or damage made evident during said period of one year from the date of acceptance of the work under said Contract, and resulting from or caused by defective materials or faulty workmanship in the execution of the work done, the above obligation in the said amount shall remain in full force and effect. However, anything in this paragraph to the contrary notwithstanding, the obligation of the Surety hereunder shall continue so long as any obligation of the Principal remains.

SECOND PAGE OF PERFORMANCE BOND


Said Surety, for value received, hereby stipulates and agrees that no change, extension of time, alteration, or addition to the terms of the Contract or to the work to be performed there under or the specifications accompanying the same shall, in any way, affect its obligations on this bond, and it does hereby waive notice of any such change, extension of time, alteration, or addition to the terms of the Contract or to the work or to the specifications. Said Surety hereby waives the provisions of Sections 2819 and 2845 of the Civil Code of the State of California.

As a part of the obligation secured hereby and in addition to the amount specified therefore, there shall be included costs and reasonable expenses and fees, including reasonable attorney's fees, incurred by Agency in successfully enforcing such obligation, all to be taxed as costs and included in any judgment rendered.

IN WITNESS WHEREOF, the above bounden parties have executed this instrument under their seals this 6th day of September, 2018, the name and corporate seal of each corporate party being hereto affixed, and these presents duly signed by its undersigned representative, pursuant to authority of its governing body.

Best Contracting Services, Inc.

Principal (print name)



Signature for Principal

Mojitaba Tabazadeh, President


(Corporate Seal)

Bond Number 1073391

THIRD PAGE OF PERFORMANCE BOND

The Hanover Insurance Company

Surety (print name)



Signature for Surety Jinghan Guo, Attorney-in-Fact (Surety Seal)

Surety address

800 Wilshire Blvd. 2nd Floor

Los Angeles, CA 90017

**ATTACH POWER-OF-ATTORNEY AND NOTARIAL ACKNOWLEDGEMENT OF
SURETY BELOW**

THE HANOVER INSURANCE COMPANY
MASSACHUSETTS BAY INSURANCE COMPANY
CITIZENS INSURANCE COMPANY OF AMERICA

POWER OF ATTORNEY

THIS Power of Attorney limits the acts of those named herein, and they have no authority to bind the Company except in the manner and to the extent herein stated.

KNOW ALL PERSONS BY THESE PRESENTS:

That THE HANOVER INSURANCE COMPANY and MASSACHUSETTS BAY INSURANCE COMPANY, both being corporations organized and existing under the laws of the State of New Hampshire, and CITIZENS INSURANCE COMPANY OF AMERICA, a corporation organized and existing under the laws of the State of Michigan, (hereinafter individually and collectively the "Company") does hereby constitute and appoint,

Patrick T. Moughan, Mark D. Kiger, Alec D. Martinez, Erin Powell and/or Jinghan Guo

Of **Global Risk, LLC of Los Angeles, CA** each individually, if there be more than one named, as its true and lawful attorney(s)-in-fact to sign, execute, seal, acknowledge and deliver for, and on its behalf, and as its act and deed any place within the United States, any and all surety bonds, recognizances, undertakings, or other surety obligations. The execution of such surety bonds, recognizances, undertakings or surety obligations, in pursuance of these presents, shall be as binding upon the Company as if they had been duly signed by the president and attested by the secretary of the Company, in their own proper persons. Provided however, that this power of attorney limits the acts of those named herein; and they have no authority to bind the Company except in the manner stated and to the extent of any limitation stated below:

Any such obligations in the United States, not to exceed Fifty Million and No/100 (\$50,000,000) in any single instance


That this power is made and executed pursuant to the authority of the following Resolutions passed by the Board of Directors of said Company, and said Resolutions remain in full force and effect:

RESOLVED: That the President or any Vice President, in conjunction with any Vice President, be and they hereby are authorized and empowered to appoint Attorneys-in-fact of the Company, in its name and as it acts, to execute and acknowledge for and on its behalf as surety, any and all bonds, recognizances, contracts of indemnity, waivers of citation and all other writings obligatory in the nature thereof, with power to attach thereto the seal of the Company. Any such writings so executed by such Attorneys-in-fact shall be binding upon the Company as if they had been duly executed and acknowledged by the regularly elected officers of the Company in their own proper persons.

RESOLVED: That any and all Powers of Attorney and Certified Copies of such Powers of Attorney and certification in respect thereto, granted and executed by the President or Vice President in conjunction with any Vice President of the Company, shall be binding on the Company to the same extent as if all signatures therein were manually affixed, even though one or more of any such signatures thereon may be facsimile. (Adopted October 7, 1981 – The Hanover Insurance Company; Adopted April 14, 1982 – Massachusetts Bay Insurance Company; Adopted September 7, 2001 – Citizens Insurance Company of America)

IN WITNESS WHEREOF, THE HANOVER INSURANCE COMPANY, MASSACHUSETTS BAY INSURANCE COMPANY and CITIZENS INSURANCE COMPANY OF AMERICA have caused these presents to be sealed with their respective corporate seals, duly attested by two Vice Presidents, this 29th day of March, 2017.


The Hanover Insurance Company
Massachusetts Bay Insurance Company
Citizens Insurance Company of America



John C. Roche, EVP and President




The Hanover Insurance Company
Massachusetts Bay Insurance Company
Citizens Insurance Company of America



James H. Kawiecki, Vice President

THE COMMONWEALTH OF MASSACHUSETTS }
COUNTY OF WORCESTER } ss.

On this 29th day of March, 2017 before me came the above named Vice Presidents of The Hanover Insurance Company, Massachusetts Bay Insurance Company and Citizens Insurance Company of America, to me personally known to be the individuals and officers described herein, and acknowledged that the seals affixed to the preceding instrument are the corporate seals of The Hanover Insurance Company, Massachusetts Bay Insurance Company and Citizens Insurance Company of America, respectively, and that the said corporate seals and their signatures as officers were duly affixed and subscribed to said instrument by the authority and direction of said Corporations.



Diane J. Marino, Notary Public
My Commission Expires March 4, 2022

I, the undersigned Vice President of The Hanover Insurance Company, Massachusetts Bay Insurance Company and Citizens Insurance Company of America, hereby certify that the above and foregoing is a full, true and correct copy of the Original Power of Attorney issued by said Companies, and do hereby further certify that the said Powers of Attorney are still in force and effect.

GIVEN under my hand and the seals of said Companies, at Worcester, Massachusetts, this 6th day of September 2018

CERTIFIED COPY



Theodore G. Martinez, Vice President

CALIFORNIA ALL- PURPOSE CERTIFICATE OF ACKNOWLEDGMENT

A notary public or other officer completing this certificate verifies only the identity of the individual who signed the document to which this certificate is attached, and not the truthfulness, accuracy, or validity of that document.

State of California }

County of Los Angeles }

On 9/6/18 before me, Zipporah D. Kiger, Notary Public
(Here insert name and title of the officer)

personally appeared Jinghan Guo,
who proved to me on the basis of satisfactory evidence to be the person(s) whose name(s) (s) are subscribed to the within instrument and acknowledged to me that he/she/they executed the same in his/her/their authorized capacity(ies), and that by his/her/their signature(s) on the instrument the person(s), or the entity upon behalf of which the person(s) acted, executed the instrument.


I certify under PENALTY OF PERJURY under the laws of the State of California that the foregoing paragraph is true and correct.

WITNESS my hand and official seal.



Notary Public Signature

(Notary Public Seal)



ADDITIONAL OPTIONAL INFORMATION

DESCRIPTION OF THE ATTACHED DOCUMENT

(Title or description of attached document)

(Title or description of attached document continued)

Number of Pages _____ Document Date _____

CAPACITY CLAIMED BY THE SIGNER

Individual (s)

Corporate Officer

_____ (Title)

Partner(s)

Attorney-in-Fact

Trustee(s)

Other _____

INSTRUCTIONS FOR COMPLETING THIS FORM

This form complies with current California statutes regarding notary wording and, if needed, should be completed and attached to the document. Acknowledgments from other states may be completed for documents being sent to that state so long as the wording does not require the California notary to violate California notary law.

- State and County information must be the State and County where the document signer(s) personally appeared before the notary public for acknowledgment.
- Date of notarization must be the date that the signer(s) personally appeared which must also be the same date the acknowledgment is completed.
- The notary public must print his or her name as it appears within his or her commission followed by a comma and then your title (notary public).
- Print the name(s) of document signer(s) who personally appear at the time of notarization.
- Indicate the correct singular or plural forms by crossing off incorrect forms (i.e. he/she/they- is /are) or circling the correct forms. Failure to correctly indicate this information may lead to rejection of document recording.
- The notary seal impression must be clear and photographically reproducible. Impression must not cover text or lines. If seal impression smudges, re-seal if a sufficient area permits, otherwise complete a different acknowledgment form.
- Signature of the notary public must match the signature on file with the office of the county clerk.
 - ❖ Additional information is not required but could help to ensure this acknowledgment is not misused or attached to a different document.
 - ❖ Indicate title or type of attached document, number of pages and date.
 - ❖ Indicate the capacity claimed by the signer. If the claimed capacity is a corporate officer, indicate the title (i.e. CEO, CFO, Secretary).
- Securely attach this document to the signed document with a staple.

CALIFORNIA ALL-PURPOSE ACKNOWLEDGMENT

CIVIL CODE § 1189

A notary public or other officer completing this certificate verifies only the identity of the individual who signed the document to which this certificate is attached, and not the truthfulness, accuracy, or validity of that document.

State of California)
County of Los Angeles)

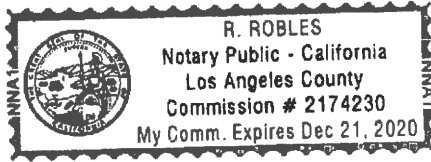
On 09/11/18 before me, R. Robles, Notary Public,
Date Here Insert Name and Title of the Officer

personally appeared Mojitaba Tabazadeh
Name(s) of Signer(s)

who proved to me on the basis of satisfactory evidence to be the person(s) whose name(s) is/are subscribed to the within instrument and acknowledged to me that he/~~she/they~~ executed the same in his/~~her/their~~ authorized capacity(ies), and that by his/~~her/their~~ signature(s) on the instrument the person(s), or the entity upon behalf of which the person(s) acted, executed the instrument.

I certify under PENALTY OF PERJURY under the laws of the State of California that the foregoing paragraph is true and correct.

WITNESS my hand and official seal.



Signature [Handwritten Signature]
Signature of Notary Public

Place Notary Seal Above

OPTIONAL

Though this section is optional, completing this information can deter alteration of the document or fraudulent reattachment of this form to an unintended document.

Description of Attached Document

Title or Type of Document: Performance Bond
Document Date: 09/06/18 Number of Pages: Three(3)
Signer(s) Other Than Named Above: Jinghan Guo

Capacity(ies) Claimed by Signer(s)

Signer's Name: Mojitaba Tabazadeh
 Corporate Officer — Title(s): President
 Partner — Limited General
 Individual Attorney in Fact
 Trustee Guardian or Conservator
 Other: _____
Signer Is Representing: Best Contracting Services, Inc.

Signer's Name: _____
 Corporate Officer — Title(s): _____
 Partner — Limited General
 Individual Attorney in Fact
 Trustee Guardian or Conservator
 Other: _____
Signer Is Representing: _____

Bond Number 1073391

3.0 PAYMENT BOND

KNOW ALL MEN BY THESE PRESENTS, THAT, WHEREAS, the Inland Empire Utilities Agency, hereinafter designated as the "Agency", has, on _____, 20____, awarded to Best Contracting Services, Inc., hereinafter designated as the "Principal," a Contract for the construction of:

PR-1 PRB AND MCC BUILDING ROOF AND SKYLIGHT REPLACEMENT, Project No. FM19001

WHEREAS, said Principal is required under the terms of said Contract to furnish a payment bond providing that if said Principal, or any of their subcontractors, shall fail to pay for any materials, provisions, or other supplies used in, upon, for, or about the performance of the work under said Contract, or for any work or labor done thereon of any kind, the Surety of this bond will pay the same to the extent hereinafter set forth:

The Hanover

NOW, THEREFORE, WE, the Principal, and Insurance Company, as Surety, are held and firmly bound unto the Agency the penal sum of ^{Three-Hundred and Forty-Three Thousand Five Hundred and Fifty-} ~~Five Dollars~~ dollars (\$ 343,555.00) lawful money of the United States, for the payment of which sum will and truly be made, we bind ourselves, our heirs, executors, administrators, and successors, jointly and severally, firmly by these presents.

THE CONDITION OF THIS OBLIGATION IS SUCH, that if the above bounden Principal, or its heirs, executors, administrators, successors, or assigns, shall fail to pay any person specified in California Civil Code Section 3181, or for any materials, provisions, or other supplies used in, upon, for, or about the performance of the work under said Contract, or for any work or labor thereon of any kind or for amount due under the Unemployment Insurance Code with respect to work or labor performed under said Contract, or for any amounts due, or to be withheld pursuant to Sections 18806 of the Revenue and Taxation Code of the State of California, or with respect to any work or labor for which a bond is required by the provisions of Sections 3247 through 3252 of the California Civil Code, and provided that the persons, companies, or corporations so furnishing said materials, provisions, or other supplies, appliances, or power use, in, upon, for, or about the performance of the work under said Contract, or any person who performs work or labor upon same, or any person who supplies both work and materials, thereto, shall have complied with the provisions of said Civil Code, then said surety will pay the same in or to an amount not exceeding the amount herein before set forth, and also will pay in case suit is brought upon this bond, such reasonable attorney's fees to Agency as shall be fixed by the court.

SECOND PAGE OF PAYMENT BOND

This bond shall inure to the benefit of Agency and any and all persons, companies, and corporations and their respective assigns entitled to file claims under applicable State law, including but not limited to, California Civil Code Section 3181, so as to give a right of action to them or their assigns in any suit brought upon this bond.

Said Surety, for value received, hereby stipulates and agrees that no change, extension of time, alteration, or addition to the terms of said Contract or to the work to be performed there under or the specifications accompanying the same shall, in any way, affect its obligations on this bond, and it does hereby waive notice of any such change, extension of time, alteration, or addition to the terms of the Contract or to the work or to the specifications. Said Surety hereby waives the provisions of Sections 2819 and 2845 of the Civil Code of the State of California.

As a part of the obligation secured hereby and in addition to the amount specified therefore, there shall be included costs and reasonable expenses and fees, including reasonable attorney's fees, incurred by Agency in successfully enforcing such obligation, all to be taxed as costs and included in any judgment rendered.

IN WITNESS WHEREOF, the above bounden parties have executed this instrument under their seals this 6th day of September, 20 18, the name and corporate seal of each corporate party being hereto affixed, and these presents duly signed by its undersigned representative, pursuant to authority of its governing body.

Best Contracting Services, Inc.

Principal (print name)



Signature for Principal


Mojitaba Tabazadeh, President

(Corporate Seal)

Bond Number 1073391

THIRD PAGE OF PAYMENT BOND

The Hanover Insurance Company
Surety (print name)


Signature for Surety Jinghan Guo, Attorney-in-Fact

(Surety Seal)

Surety address

800 Wilshire Blvd. 2nd Floor
Los Angeles, CA 90017

**ATTACH POWER-OF-ATTORNEY AND NOTARIAL ACKNOWLEDGEMENT OF SURETY
BELOW**

THE HANOVER INSURANCE COMPANY
MASSACHUSETTS BAY INSURANCE COMPANY
CITIZENS INSURANCE COMPANY OF AMERICA

POWER OF ATTORNEY

THIS Power of Attorney limits the acts of those named herein, and they have no authority to bind the Company except in the manner and to the extent herein stated.

KNOW ALL PERSONS BY THESE PRESENTS:

That THE HANOVER INSURANCE COMPANY and MASSACHUSETTS BAY INSURANCE COMPANY, both being corporations organized and existing under the laws of the State of New Hampshire, and CITIZENS INSURANCE COMPANY OF AMERICA, a corporation organized and existing under the laws of the State of Michigan, (hereinafter individually and collectively the "Company") does hereby constitute and appoint,

Patrick T. Moughan, Mark D. Kiger, Alec D. Martinez, Erin Powell and/or Jinghan Guo

Of Global Risk, LLC of Los Angeles, CA each individually, if there be more than one named, as its true and lawful attorney(s)-in-fact to sign, execute, seal, acknowledge and deliver for, and on its behalf, and as its act and deed any place within the United States, any and all surety bonds, recognizances, undertakings, or other surety obligations. The execution of such surety bonds, recognizances, undertakings or surety obligations, in pursuance of these presents, shall be as binding upon the Company as if they had been duly signed by the president and attested by the secretary of the Company, in their own proper persons. Provided however, that this power of attorney limits the acts of those named herein; and they have no authority to bind the Company except in the manner stated and to the extent of any limitation stated below:

Any such obligations in the United States, not to exceed Fifty Million and No/100 (\$50,000,000) in any single instance

That this power is made and executed pursuant to the authority of the following Resolutions passed by the Board of Directors of said Company, and said Resolutions remain in full force and effect:

RESOLVED: That the President or any Vice President, in conjunction with any Vice President, be and they hereby are authorized and empowered to appoint Attorneys-in-fact of the Company, in its name and as it acts, to execute and acknowledge for and on its behalf as surety, any and all bonds, recognizances, contracts of indemnity, waivers of citation and all other writings obligatory in the nature thereof, with power to attach thereto the seal of the Company. Any such writings so executed by such Attorneys-in-fact shall be binding upon the Company as if they had been duly executed and acknowledged by the regularly elected officers of the Company in their own proper persons.

RESOLVED: That any and all Powers of Attorney and Certified Copies of such Powers of Attorney and certification in respect thereto, granted and executed by the President or Vice President in conjunction with any Vice President of the Company, shall be binding on the Company to the same extent as if all signatures therein were manually affixed, even though one or more of any such signatures thereon may be facsimile. (Adopted October 7, 1981 – The Hanover Insurance Company; Adopted April 14, 1982 – Massachusetts Bay Insurance Company; Adopted September 7, 2001 – Citizens Insurance Company of America)

IN WITNESS WHEREOF, THE HANOVER INSURANCE COMPANY, MASSACHUSETTS BAY INSURANCE COMPANY and CITIZENS INSURANCE COMPANY OF AMERICA have caused these presents to be sealed with their respective corporate seals, duly attested by two Vice Presidents, this 29th day of March, 2017.

The Hanover Insurance Company
Massachusetts Bay Insurance Company
Citizens Insurance Company of America

John C. Roche

John C. Roche, EVP and President




The Hanover Insurance Company
Massachusetts Bay Insurance Company
Citizens Insurance Company of America

James H. Kawiecki

James H. Kawiecki, Vice President

THE COMMONWEALTH OF MASSACHUSETTS)
COUNTY OF WORCESTER) ss.

On this 29th day of March, 2017 before me came the above named Vice Presidents of The Hanover Insurance Company, Massachusetts Bay Insurance Company and Citizens Insurance Company of America, to me personally known to be the individuals and officers described herein, and acknowledged that the seals affixed to the preceding instrument are the corporate seals of The Hanover Insurance Company, Massachusetts Bay Insurance Company and Citizens Insurance Company of America, respectively, and that the said corporate seals and their signatures as officers were duly affixed and subscribed to said instrument by the authority and direction of said Corporations.



Diane J. Marino
Diane J. Marino, Notary Public
My Commission Expires March 4, 2022

I, the undersigned Vice President of The Hanover Insurance Company, Massachusetts Bay Insurance Company and Citizens Insurance Company of America, hereby certify that the above and foregoing is a full, true and correct copy of the Original Power of Attorney issued by said Companies, and do hereby further certify that the said Powers of Attorney are still in force and effect.

GIVEN under my hand and the seals of said Companies, at Worcester, Massachusetts, this 6th day of September 2018

CERTIFIED COPY

Theodore G. Martinez
Theodore G. Martinez, Vice President

CALIFORNIA ALL- PURPOSE CERTIFICATE OF ACKNOWLEDGMENT

A notary public or other officer completing this certificate verifies only the identity of the individual who signed the document to which this certificate is attached, and not the truthfulness, accuracy, or validity of that document.

State of California }

County of Los Angeles }

On 9/6/18 before me, Zipporah D. Kiger, Notary Public
(Here insert name and title of the officer)


personally appeared Jinghan Guo,
who proved to me on the basis of satisfactory evidence to be the person(s) whose name(s) is are subscribed to the within instrument and acknowledged to me that he/she they executed the same in his/her their authorized capacity(ies), and that by his/her their signature(s) on the instrument the person(s), or the entity upon behalf of which the person(s) acted, executed the instrument.

I certify under PENALTY OF PERJURY under the laws of the State of California that the foregoing paragraph is true and correct.

WITNESS my hand and official seal.

[Signature]
Notary Public Signature

(Notary Public Seal)



ADDITIONAL OPTIONAL INFORMATION

DESCRIPTION OF THE ATTACHED DOCUMENT

(Title or description of attached document)

(Title or description of attached document continued)

Number of Pages _____ Document Date _____

CAPACITY CLAIMED BY THE SIGNER

- Individual (s)
- Corporate Officer
- _____
(Title)
- Partner(s)
- Attorney-in-Fact
- Trustee(s)
- Other _____

INSTRUCTIONS FOR COMPLETING THIS FORM

This form complies with current California statutes regarding notary wording and, if needed, should be completed and attached to the document. Acknowledgments from other states may be completed for documents being sent to that state so long as the wording does not require the California notary to violate California notary law.

- State and County information must be the State and County where the document signer(s) personally appeared before the notary public for acknowledgment.
- Date of notarization must be the date that the signer(s) personally appeared which must also be the same date the acknowledgment is completed.
- The notary public must print his or her name as it appears within his or her commission followed by a comma and then your title (notary public).
- Print the name(s) of document signer(s) who personally appear at the time of notarization.
- Indicate the correct singular or plural forms by crossing off incorrect forms (i.e. he/she/they, is /are) or circling the correct forms. Failure to correctly indicate this information may lead to rejection of document recording.
- The notary seal impression must be clear and photographically reproducible. Impression must not cover text or lines. If seal impression smudges, re-seal if a sufficient area permits, otherwise complete a different acknowledgment form.
- Signature of the notary public must match the signature on file with the office of the county clerk.
 - ❖ Additional information is not required but could help to ensure this acknowledgment is not misused or attached to a different document.
 - ❖ Indicate title or type of attached document, number of pages and date.
 - ❖ Indicate the capacity claimed by the signer. If the claimed capacity is a corporate officer, indicate the title (i.e. CEO, CFO, Secretary).
- Securely attach this document to the signed document with a staple.

CALIFORNIA ALL-PURPOSE ACKNOWLEDGMENT

CIVIL CODE § 1189

A notary public or other officer completing this certificate verifies only the identity of the individual who signed the document to which this certificate is attached, and not the truthfulness, accuracy, or validity of that document.

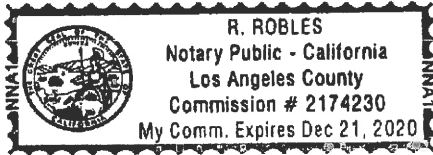
State of California)
County of Los Angeles)

On 09/11/18 before me, R. Robles, Notary Public
Date Here Insert Name and Title of the Officer
Mojitaba Tabazadeh
personally appeared Name(s) of Signer(s)

who proved to me on the basis of satisfactory evidence to be the person(s) whose name(s) is/are subscribed to the within instrument and acknowledged to me that he/she/they executed the same in his/her/their authorized capacity(ies), and that by his/her/their signature(s) on the instrument the person(s), or the entity upon behalf of which the person(s) acted, executed the instrument.

I certify under PENALTY OF PERJURY under the laws of the State of California that the foregoing paragraph is true and correct.

WITNESS my hand and official seal.



Signature [Handwritten Signature]
Signature of Notary Public

Place Notary Seal Above

OPTIONAL

Though this section is optional, completing this information can deter alteration of the document or fraudulent reattachment of this form to an unintended document.

Description of Attached Document

Title or Type of Document: Payment Bond
Document Date: 09/06/18 Number of Pages: Three(3)
Signer(s) Other Than Named Above: Jinghan Guo

Capacity(ies) Claimed by Signer(s)

Signer's Name: Mojitaba Tabazadeh
[X] Corporate Officer - Title(s): President
[] Partner - [] Limited [] General
[] Individual [] Attorney in Fact
[] Trustee [] Guardian or Conservator
[] Other:
Signer Is Representing: Best Contracting Services, Inc.

Signer's Name:
[] Corporate Officer - Title(s):
[] Partner - [] Limited [] General
[] Individual [] Attorney in Fact
[] Trustee [] Guardian or Conservator
[] Other:
Signer Is Representing:



CERTIFICATE OF LIABILITY INSURANCE

DATE (MM/DD/YYYY)

09/06/2018

THIS CERTIFICATE IS ISSUED AS A MATTER OF INFORMATION ONLY AND CONFERS NO RIGHTS UPON THE CERTIFICATE HOLDER. THIS CERTIFICATE DOES NOT AFFIRMATIVELY OR NEGATIVELY AMEND, EXTEND OR ALTER THE COVERAGE AFFORDED BY THE POLICIES BELOW. THIS CERTIFICATE OF INSURANCE DOES NOT CONSTITUTE A CONTRACT BETWEEN THE ISSUING INSURER(S), AUTHORIZED REPRESENTATIVE OR PRODUCER, AND THE CERTIFICATE HOLDER.

IMPORTANT: If the certificate holder is an ADDITIONAL INSURED, the policy(ies) must have ADDITIONAL INSURED provisions or be endorsed. If SUBROGATION IS WAIVED, subject to the terms and conditions of the policy, certain policies may require an endorsement. A statement on this certificate does not confer rights to the certificate holder in lieu of such endorsement(s).

PRODUCER Global Risk, LLC 800 Wilshire Blvd., 2nd Floor Los Angeles CA 90017	CONTACT NAME: _____
	PHONE (A/C No. Ext): (213) 550-2250 FAX (A/C No): _____
E-MAIL ADDRESS: _____	INSURER(S) AFFORDING COVERAGE
INSURED (310) 328-6969 Best Contracting Services, Inc. 19027 S. Hamilton Ave. Gardena CA 90248	INSURER A: Zurich American Insurance Comp NAIC # 16535 INSURER B: AIG Specialty Insurance Compan 26883 INSURER C: _____ INSURER D: _____ INSURER E: _____ INSURER F: _____

COVERAGES

CERTIFICATE NUMBER: Cert. ID 23

REVISION NUMBER:

THIS IS TO CERTIFY THAT THE POLICIES OF INSURANCE LISTED BELOW HAVE BEEN ISSUED TO THE INSURED NAMED ABOVE FOR THE POLICY PERIOD INDICATED. NOTWITHSTANDING ANY REQUIREMENT, TERM OR CONDITION OF ANY CONTRACT OR OTHER DOCUMENT WITH RESPECT TO WHICH THIS CERTIFICATE MAY BE ISSUED OR MAY PERTAIN, THE INSURANCE AFFORDED BY THE POLICIES DESCRIBED HEREIN IS SUBJECT TO ALL THE TERMS, EXCLUSIONS AND CONDITIONS OF SUCH POLICIES. LIMITS SHOWN MAY HAVE BEEN REDUCED BY PAID CLAIMS.

INSR LTR	TYPE OF INSURANCE	ADDL(SUBR) INSD WVD	POLICY NUMBER	POLICY EFF (MM/DD/YYYY)	POLICY EXP (MM/DD/YYYY)	LIMITS
A	<input checked="" type="checkbox"/> COMMERCIAL GENERAL LIABILITY <input type="checkbox"/> CLAIMS-MADE <input checked="" type="checkbox"/> OCCUR GEN'L AGGREGATE LIMIT APPLIES PER: <input type="checkbox"/> POLICY <input checked="" type="checkbox"/> PRO-JECT <input type="checkbox"/> LOC OTHER: _____	Y	GLO 9805197-06	12/01/2017	12/01/2018	EACH OCCURRENCE \$ 1,000,000 DAMAGE TO RENTED PREMISES (Ea occurrence) \$ 100,000 MED EXP (Any one person) \$ 10,000 PERSONAL & ADV INJURY \$ 1,000,000 GENERAL AGGREGATE \$ 2,000,000 PRODUCTS - COMP/OP AGG \$ 2,000,000 \$
A	AUTOMOBILE LIABILITY <input checked="" type="checkbox"/> ANY AUTO <input type="checkbox"/> OWNED AUTOS ONLY <input type="checkbox"/> SCHEDULED AUTOS <input checked="" type="checkbox"/> HIRED AUTOS ONLY <input checked="" type="checkbox"/> NON-OWNED AUTOS ONLY	Y	BAP 9805196-06	12/01/2017	12/01/2018	COMBINED SINGLE LIMIT (Ea accident) \$ 1,000,000 BODILY INJURY (Per person) \$ BODILY INJURY (Per accident) \$ PROPERTY DAMAGE (Per accident) \$ \$
	<input type="checkbox"/> UMBRELLA LIAB <input type="checkbox"/> OCCUR <input type="checkbox"/> EXCESS LIAB <input type="checkbox"/> CLAIMS-MADE DED RETENTION \$					EACH OCCURRENCE \$ AGGREGATE \$ \$
A	WORKERS COMPENSATION AND EMPLOYERS' LIABILITY ANY PROPRIETOR/PARTNER/EXECUTIVE OFFICER/MEMBER EXCLUDED? (Mandatory in NH) If yes, describe under DESCRIPTION OF OPERATIONS below	Y/N	WC 9805198-06	12/01/2017	12/01/2018	PER STATUTE OTH-ER E.L. EACH ACCIDENT \$ 1,000,000 E.L. DISEASE - EA EMPLOYEE \$ 1,000,000 E.L. DISEASE - POLICY LIMIT \$ 1,000,000
B	Pollution Liability		CPL 1199111	12/01/2017	12/01/2018	Occ and Aggregate \$ 2,000,000 \$

DESCRIPTION OF OPERATIONS / LOCATIONS / VEHICLES (ACORD 101, Additional Remarks Schedule, may be attached if more space is required)

Re: Project #FM19001, PR-1 PRB and MCC Building Roof and Skylight Replacement.
 Inland Empire Utilities Agency, a Municipal Water District, The Agency, its officers, officials, employees, volunteers, property owners and any engineers under contract to the Agency are included as Additional Insured subject to the terms of the attached endorsements. Primary and Non-contributory Wording applies per the attached General Liability endorsement. Waiver of Subrogation applies per the attached Workers Compensation endorsement.

CERTIFICATE HOLDER**CANCELLATION**

Inland Empire Utilities Agency, a Municipal Water District 6075 Kimball Avenue Chino, CA 91708	SHOULD ANY OF THE ABOVE DESCRIBED POLICIES BE CANCELLED BEFORE THE EXPIRATION DATE THEREOF, NOTICE WILL BE DELIVERED IN ACCORDANCE WITH THE POLICY PROVISIONS. AUTHORIZED REPRESENTATIVE <i>Tari G...</i>
--	---

© 1988-2015 ACORD CORPORATION. All rights reserved.



ZURICH®

Additional Insured – Automatic – Owners, Lessees Or Contractors

Policy No.	Eff. Date of Pol.	Exp. Date of Pol.	Eff. Date of End.	Producer No.	Add'l. Prem	Return Prem.
GLO980519706	12-01-17	12-01-18	12-01-17			

THIS ENDORSEMENT CHANGES THE POLICY. PLEASE READ IT CAREFULLY.

Named Insured: BEST CONTRACTING SERVICES, INC.

Address (including ZIP Code):

19027 S HAMILTON AVE

GARDENA, CA 90248

This endorsement modifies insurance provided under the:

Commercial General Liability Coverage Part

A. Section II – Who Is An Insured is amended to include as an additional insured any person or organization whom you are required to add as an additional insured on this policy under a written contract or written agreement. Such person or organization is an additional insured only with respect to liability for "bodily injury", "property damage" or "personal and advertising injury" caused, in whole or in part, by:

1. Your acts or omissions; or
2. The acts or omissions of those acting on your behalf,

in the performance of your ongoing operations or "your work" as included in the "products-completed operations hazard", which is the subject of the written contract or written agreement.

However, the insurance afforded to such additional insured:

1. Only applies to the extent permitted by law; and
2. Will not be broader than that which you are required by the written contract or written agreement to provide for such additional insured.

B. With respect to the insurance afforded to these additional insureds, the following additional exclusion applies:

This insurance does not apply to:

"Bodily injury", "property damage" or "personal and advertising injury" arising out of the rendering of, or failure to render, any professional architectural, engineering or surveying services including:

- a. The preparing, approving or failing to prepare or approve maps, shop drawings, opinions, reports, surveys, field orders, change orders or drawings and specifications; or
- b. Supervisory, inspection, architectural or engineering activities.

This exclusion applies even if the claims against any insured allege negligence or other wrongdoing in the supervision, hiring, employment, training or monitoring of others by that insured, if the "occurrence" which caused the "bodily injury" or "property damage", or the offense which caused the "personal and advertising injury", involved the rendering of or the failure to render any professional architectural, engineering or surveying services.

C. The following is added to Paragraph 2. Duties In The Event Of Occurrence, Offense, Claim Or Suit of Section IV – Commercial General Liability Conditions:

The additional insured must see to it that:

1. We are notified as soon as practicable of an "occurrence" or offense that may result in a claim;
2. We receive written notice of a claim or "suit" as soon as practicable; and
3. A request for defense and indemnity of the claim or "suit" will promptly be brought against any policy issued by another insurer under which the additional insured may be an insured in any capacity. This provision does not apply to insurance on which the additional insured is a Named Insured if the written contract or written agreement requires that this coverage be primary and non-contributory.

D. For the purposes of the coverage provided by this endorsement:

1. The following is added to the Other Insurance Condition of Section IV – Commercial General Liability Conditions:

Primary and Noncontributory insurance

This insurance is primary to and will not seek contribution from any other insurance available to an additional insured provided that:

- a. The additional insured is a Named Insured under such other insurance; and
- b. You are required by written contract or written agreement that this insurance be primary and not seek contribution from any other insurance available to the additional insured.

2. The following paragraph is added to Paragraph 4.b. of the Other Insurance Condition of Section IV – Commercial General Liability Conditions:

This insurance is excess over:

Any of the other insurance, whether primary, excess, contingent or on any other basis, available to an additional insured, in which the additional insured on our policy is also covered as an additional insured on another policy providing coverage for the same "occurrence", offense, claim or "suit". This provision does not apply to any policy in which the additional insured is a Named Insured on such other policy and where our policy is required by a written contract or written agreement to provide coverage to the additional insured on a primary and non-contributory basis.

E. This endorsement does not apply to an additional insured which has been added to this policy by an endorsement showing the additional insured in a Schedule of additional insureds, and which endorsement applies specifically to that identified additional insured.

F. With respect to the insurance afforded to the additional insureds under this endorsement, the following is added to Section III – Limits Of Insurance:

The most we will pay on behalf of the additional insured is the amount of insurance:

1. Required by the written contract or written agreement referenced in Paragraph A. of this endorsement; or
2. Available under the applicable Limits of Insurance shown in the Declarations, whichever is less.

This endorsement shall not increase the applicable Limits of Insurance shown in the Declarations.

All other terms and conditions of this policy remain unchanged.

Other Insurance Amendment – Primary And Non-Contributory



Policy No.	Eff. Date of Pol.	Exp. Date of Pol.	Eff. Date of End.	Producer No.	Add'l. Prem	Return Prem.
GLO 9805197-06	12/01/2017	12/01/2018		91769000	INCL	

THIS ENDORSEMENT CHANGES THE POLICY. PLEASE READ IT CAREFULLY.

Named Insured:

Address (including ZIP Code):

This endorsement modifies insurance provided under the:

Commercial General Liability Coverage Part

1. The following paragraph is added to the Other Insurance Condition of Section IV – **Commercial General Liability Conditions:**

This insurance is primary insurance to and will not seek contribution from any other insurance available to an additional insured under this policy provided that:

- a. The additional insured is a Named Insured under such other insurance; and
- b. You are required by a written contract or written agreement that this insurance would be primary and would not seek contribution from any other insurance available to the additional insured.

2. The following paragraph is added to Paragraph 4.b. of the Other Insurance Condition of Section IV – **Commercial General Liability Conditions:**

This insurance is excess over:

Any of the other insurance, whether primary, excess, contingent or on any other basis, available to an additional insured, in which the additional insured on our policy is also covered as an additional insured on another policy providing coverage for the same "occurrence", offense, claim or "suit". This provision does not apply to any policy in which the additional insured is a Named Insured on such other policy and where our policy is required by written contract or written agreement to provide coverage to the additional insured on a primary and non-contributory basis.

All other terms and conditions of this policy remain unchanged.



ZURICH

Coverage Extension Endorsement

Policy No.	Eff. Date of Pol.	Exp. Date of Pol.	Eff. Date of End.	Producer No.	Add'l. Prem	Return Prem.
BAP 9805196-06	12/01/2017	12/01/2018		91769000	INCL	

THIS ENDORSEMENT CHANGES THE POLICY. PLEASE READ IT CAREFULLY.

This endorsement modifies insurance provided under the:

**Business Auto Coverage Form
Motor Carrier Coverage Form**

A. Amended Who Is An Insured

1. The following is added to the **Who Is An Insured** Provision in **Section II – Liability Coverage**:

The following are also "insureds":

- a. Any "employee" of yours is an "insured" while using a covered "auto" you don't own, hire or borrow for acts performed within the scope of employment by you.
- b. Anyone volunteering services to you is an "insured" while using a covered "auto" you don't own, hire or borrow to transport your clients or other persons in activities necessary to your business.
- c. Anyone else who furnishes an "auto" referenced in Paragraphs a. and b. above.
- d. Any person(s) or organization(s) where required by written contract or written agreement executed prior to any "accident" provided the "accident" arises out of operations contemplated by such contract or agreement.

2. The following is added to the **Other Insurance** Provision in the **Conditions** Section:

Coverage for any person(s) or organization(s) where required by written contract or written agreement executed prior to any "accident" will apply on a primary basis and any insurance maintained by the additional "insured" will apply on an excess basis. However, in no event will this coverage extend beyond the terms and conditions of the coverage form.

B. Amendment – Supplementary Payments

Paragraphs a.(2) and a.(4) of the **Coverage Extensions** Provision in **Section II – Liability Coverage** are replaced by the following:

- (2) Up to \$5,000 for the cost of bail bonds (including bonds for related traffic law violations) required because of an "accident" we cover. We do not have to furnish these bonds.
- (4) All reasonable expenses incurred by the "insured" at our request, including actual loss of earnings up to \$500 a day because of time off from work.

C. Fellow Employee Coverage

The **Fellow Employee** Exclusion contained in **Section II – Liability Coverage** does not apply.

D. Driver Safety Program Liability and Physical Damage Coverage

1. The following is added to the **Racing** Exclusion in **Section II – Liability Coverage**:

This exclusion does not apply to covered "autos" participating in a driver safety program event, such as, but not limited to, auto or truck rodeos and other auto or truck agility demonstrations.

2. The following is added to Paragraph 2. in the **Exclusions of Section III – Physical Damage Coverage** of the Business Auto Coverage Form and Paragraph 2.b. in the **Exclusions of Section IV – Physical Damage Coverage** of the Motor Carrier Coverage Form:

This exclusion does not apply to covered "autos" participating in a driver safety program event, such as, but not limited to, auto or truck rodeos and other auto or truck agility demonstrations.

E. Lease or Loan Gap Coverage

The following is added to the **Coverage Provision of the Physical Damage Coverage Section**:

Lease Or Loan Gap Coverage

In the event of a total "loss" to a covered "auto", we will pay any unpaid amount due on the lease or loan for a covered "auto", less:

- a. Any amount paid under the **Physical Damage Coverage Section** of the coverage form; and
- b. Any:
 - (1) Overdue lease or loan payments at the time of the "loss";
 - (2) Financial penalties imposed under a lease for excessive use, abnormal wear and tear or high mileage;
 - (3) Security deposits not returned by the lessor;
 - (4) Costs for extended warranties, credit life insurance, health, accident or disability insurance purchased with the loan or lease; and
 - (5) Carry-over balances from previous leases or loans.

F. Towing and Labor

The following is added to Paragraph A.2. of the **Physical Damage Coverage Section**:

We will pay up to \$75 for towing and labor costs incurred each time a covered "auto" of the private passenger type is disabled. However, the labor must be performed at the place of disablement.

G. Extended Glass Coverage

The following is added to Paragraph A.3.a. of the **Physical Damage Coverage Section**:

If glass must be replaced, the deductible will be \$100 or the deductible shown in the Declarations, whichever is less. If glass can be repaired and is actually repaired rather than replaced, the deductible will be waived. You have the option of having the glass repaired rather than replaced.

H. Hired Auto Physical Damage – Increased Loss of Use Expenses

The **Loss Of Use Expenses Provision** of the **Physical Damage Coverage Section** is replaced by the following:

Loss Of Use Expenses

For Hired Auto Physical Damage, we will pay expenses for which an "insured" becomes legally responsible to pay for loss of use of a vehicle rented or hired without a driver under a written rental contract or written rental agreement. We will pay for loss of use expenses if caused by:

- (1) Other than collision only if the Declarations indicate that Comprehensive Coverage is provided for any covered "auto";
- (2) Specified Causes Of Loss only if the Declarations indicate that Specified Causes Of Loss Coverage is provided for any covered "auto"; or
- (3) Collision only if the Declarations indicate that Collision Coverage is provided for any covered "auto".

However, the most we will pay for any expenses for loss of use is \$100 per day, to a maximum of \$3000.

I. Personal Effects Coverage

The following is added to the **Coverage Provision of the Physical Damage Coverage Section**:

Personal Effects Coverage

- a. We will pay up to \$750 for "loss" to personal effects which are:
 - (1) Personal property owned by an "insured"; and

- (2) In or on a covered "auto".
- b. Subject to Paragraph a. above, the amount to be paid for "loss" to personal effects will be based on the lesser of:
 - (1) The reasonable cost to replace; or
 - (2) The actual cash value.
- c. The coverage provided in Paragraphs a. and b. above, only applies in the event of a total theft of a covered "auto". No deductible applies to this coverage. However, we will not pay for "loss" to personal effects of any of the following:
 - (1) Accounts, bills, currency, deeds, evidence of debt, money, notes, securities, or commercial paper or other documents of value.
 - (2) Bullion, gold, silver, platinum, or other precious alloys or metals; furs or fur garments; jewelry, watches, precious or semi-precious stones.
 - (3) Paintings, statuary and other works of art.
 - (4) Contraband or property in the course of illegal transportation or trade.
 - (5) Tapes, records, discs or other similar devices used with audio, visual or data electronic equipment.

Any coverage provided by this Provision is excess over any other insurance coverage available for the same "loss".

J. Tapes, Records and Discs Coverage

- 1. The Exclusion in Paragraph B.4.a. of Section III – Physical Damage Coverage in the Business Auto Coverage Form and the Exclusion in Paragraph B.2.c. of Section IV – Physical Damage Coverage in the Motor Carrier Coverage Form do not apply.
- 2. The following is added to Paragraph 1.a. Comprehensive Coverage under the Coverage Provision of the Physical Damage Coverage Section:

We will pay for "loss" to tapes, records, discs or other similar devices used with audio, visual or data electronic equipment. We will pay only if the tapes, records, discs or other similar audio, visual or data electronic devices:

- (a) Are the property of an "insured"; and
- (b) Are in a covered "auto" at the time of "loss".

The most we will pay for such "loss" to tapes, records, discs or other similar devices is \$500. The Physical Damage Coverage Deductible Provision does not apply to such "loss".

K. Airbag Coverage

The Exclusion in Paragraph B.3.a. of Section III – Physical Damage Coverage in the Business Auto Coverage Form and the Exclusion in Paragraph B.4.a. of Section IV – Physical Damage Coverage in the Motor Carrier Coverage Form do not apply to the accidental discharge of an airbag.

L. Two or More Deductibles

The following is added to the Deductible Provision of the Physical Damage Coverage Section:

If an accident is covered both by this policy or coverage form and by another policy or coverage form issued to you by us, the following applies for each covered "auto" on a per vehicle basis:

- 1. If the deductible on this policy or coverage form is the smaller (or smallest) deductible, it will be waived; or
- 2. If the deductible on this policy or coverage form is not the smaller (or smallest) deductible, it will be reduced by the amount of the smaller (or smallest) deductible.

M. Physical Damage – Comprehensive Coverage – Deductible

The following is added to the Deductible Provision of the Physical Damage Coverage Section:

Regardless of the number of covered "autos" damaged or stolen, the maximum deductible that will be applied to Comprehensive Coverage for all "loss" from any one cause is \$5,000.

N. Temporary Substitute Autos – Physical Damage

1. The following is added to **Section I – Covered Autos**:

Temporary Substitute Autos – Physical Damage

If Physical Damage Coverage is provided by this coverage form on your owned covered "autos", the following types of vehicles are also covered "autos" for Physical Damage Coverage:

Any "auto" you do not own when used with the permission of its owner as a temporary substitute for a covered "auto" you do own but is out of service because of its:

1. Breakdown;
2. Repair;
3. Servicing;
4. "Loss"; or
5. Destruction.

2. The following is added to the **Coverage Provision of the Physical Damage Coverage Section**:

Temporary Substitute Autos – Physical Damage

We will pay the owner for "loss" to the temporary substitute "auto" unless the "loss" results from fraudulent acts or omissions on your part. If we make any payment to the owner, we will obtain the owner's rights against any other party.

The deductible for the temporary substitute "auto" will be the same as the deductible for the covered "auto" it replaces.

O. Amended Duties In The Event Of Accident, Claim, Suit Or Loss

Paragraph a. of the **Duties In The Event Of Accident, Claim, Suit Or Loss Condition** is replaced by the following:

- a. In the event of "accident", claim, "suit" or "loss", you must give us or our authorized representative prompt notice of the "accident", claim, "suit" or "loss". However, these duties only apply when the "accident", claim, "suit" or "loss" is known to you (if you are an individual), a partner (if you are a partnership), a member (if you are a limited liability company) or an executive officer or insurance manager (if you are a corporation). The failure of any agent, servant or employee of the "insured" to notify us of any "accident", claim, "suit" or "loss" shall not invalidate the insurance afforded by this policy.

Include, as soon as practicable:

- (1) How, when and where the "accident" or "loss" occurred and if a claim is made or "suit" is brought, written notice of the claim or "suit" including, but not limited to, the date and details of such claim or "suit";
- (2) The "insured's" name and address; and
- (3) To the extent possible, the names and addresses of any injured persons and witnesses.

If you report an "accident", claim, "suit" or "loss" to another insurer when you should have reported to us, your failure to report to us will not be seen as a violation of these amended duties provided you give us notice as soon as practicable after the fact of the delay becomes known to you.

P. Waiver of Transfer Of Rights Of Recovery Against Others To Us

The following is added to the **Transfer Of Rights Of Recovery Against Others To Us Condition**:

This Condition does not apply to the extent required of you by a written contract, executed prior to any "accident" or "loss", provided that the "accident" or "loss" arises out of operations contemplated by such contract. This waiver only applies to the person or organization designated in the contract.

Q. Employee Hired Autos – Physical Damage

Paragraph b. of the **Other Insurance Condition** in the Business Auto Coverage Form and Paragraph f. of the **Other Insurance – Primary and Excess Insurance Provisions Condition** in the Motor Carrier Coverage Form are replaced by the following:

For Hired Auto Physical Damage Coverage, the following are deemed to be covered "autos" you own:

- (1) Any covered "auto" you lease, hire, rent or borrow; and
- (2) Any covered "auto" hired or rented under a written contract or written agreement entered into by an "employee" or elected or appointed official with your permission while being operated within the course and scope of that "employee's" employment by you or that elected or appointed official's duties as respect their obligations to you.

However, any "auto" that is leased, hired, rented or borrowed with a driver is not a covered "auto".

R. Unintentional Failure to Disclose Hazards

The following is added to the **Concealment, Misrepresentation Or Fraud** Condition:

However, we will not deny coverage under this coverage form if you unintentionally:

- (1) Fail to disclose any hazards existing at the inception date of this coverage form; or
- (2) Make an error, omission, improper description of "autos" or other misstatement of information.

You must notify us as soon as possible after the discovery of any hazards or any other information that was not provided to us prior to the acceptance of this policy.

S. Hired Auto – World Wide Coverage

Paragraph (5)(a) of the **Policy Period, Coverage Territory** Condition is replaced by the following:

- (a) A covered "auto" is leased, hired, rented or borrowed for a period of 60 days or less; and

T. Bodily Injury Redefined

The definition of "bodily injury" in the **Definitions** Section is replaced by the following:

"Bodily injury" means bodily injury, sickness or disease, sustained by a person including death or mental anguish, resulting from any of these at any time. Mental anguish means any type of mental or emotional illness or disease.

All other terms and conditions of this policy remain unchanged.

WAIVER OF OUR RIGHT TO RECOVER FROM OTHERS ENDORSEMENT

We have the right to recover our payments from anyone liable for an injury covered by this policy. We will not enforce our right against the person or organization named in the Schedule. (This agreement applies only to the extent that you perform work under a written contract that requires you to obtain this agreement from us.)

This agreement shall not operate directly or indirectly to benefit anyone not named in the Schedule.

Schedule

ALL PERSONS AND/OR ORGANIZATIONS THAT ARE REQUIRED BY WRITTEN CONTRACT OR AGREEMENT WITH THE INSURED, EXECUTED PRIOR TO THE ACCIDENT OR LOSS, THAT WAIVER OF SUBROGATION BE PROVIDED UNDER THIS POLICY FOR WORK PERFORMED BY YOU FOR THAT PERSON AND/OR ORGANIZATION

This endorsement changes the policy to which it is attached and is effective on the date issued unless otherwise stated.

(The information below is required only when this endorsement is issued subsequent to preparation of the policy.)

Endorsement Effective: 12/01/2017

Policy No. WC9805198-06

Endorsement No.

Insured: Best Contracting Services Inc.

Insurance Company: Zurich American Insurance Company

**Best Contracting Services, Inc.
List of Project Contacts**

Project: IEUA Project FM19001

Jordan Villalobos
IEUA

NAME / TITLE:	OFFICE EXTENSION	CELL#	E-MAIL ADDRESS:	AREA OF RESPONSIBILITY
Project Manager:				RFI'S, RFC'S, Project Schedules, Daily Reports,
Charlie Minshew	229		cminshew@bestcontracting.com	Field Reports, Field Coordination, Preconstruction Meeting
Project / Contracts Administration				Contracts, Project Correspondence, Change Orders, Labor Rates
Myris Guballa	210		mguballa@bestcontracting.com	Administrative Documents, Pre-construction Meeting Notices Front End Required Contract Documentation, LOI/NOANTP
Project Engineering:				Shop Drawings, Submittals, LEEDS, Mock-ups
				Front End Technical Docs/Forms
				RFIs, RFCs, Instruction Bulletins, Const. Directives
Billing				
				All Billing / Drafts & Invoicing, SOVs
Joanna McNicholl	262		jmcnicholl@bestcontracting.com	
Purchasing:				
				Purchasing
Joanna McNicholl	262		jmcnicholl@bestcontracting.com	
Labor Compliance:				
Lita Pablo	232		lpablo@bestcontracting.com	BEST Labor Compliance, Preconstruction Meeting, AP
Close-Out Administrator				Warranties, Consent of Surety plus any special
Myris Guballa	210		mguballa@bestcontracting.com	close-out docs specified per project

Best Contracting Services, Inc. (BCSI) appreciates the opportunity to service your construction needs and we look forward to working with your firm towards the successful performance and completion of this project to the mutual satisfaction of all parties involved.

In the event your inquiry or call is not responded to after the first attempt, please contact our COO, Mr. Bob Mars immediately at: (310) 328-6969 - Ext. 244 or Cell# (310) 505-3643 you can also contact Mr. Mars via email bmars@bestcontracting.com

The above listed Points of Contact for (BCSI) will remain in force for the duration of the referenced project unless otherwise notified.

**CONSENT
CALENDAR
ITEM**

2G

Date: October 17, 2018

HR

To: The Honorable Board of Directors

From: Halla Razak, General Manager

Committee:

Executive Contact: Christina Valencia, Executive Manager of Finance & Administration/AGM

Subject: Resolution No. 2018-10-1, Approving an Amendment to the 2018–21 Memorandum of Understanding (MOU) for the Inland Empire Operators’ Association

Executive Summary:

During the recent negotiations for the 2018 – 21 Memorandum of Understanding (MOU), the Agency agreed to provide eligible unit members annual incentive for possession of a California commercial driver’s license and to provide an annual incentive to unit members who participate in the confined space program.

The Inland Empire Operators’ Association recently brought to the Agency’s attention that the values in the MOU approved by Board of Directors on August 15, 2018 were incorrect and did not reflect the final negotiated amount. To correct the MOU, a side letter to amend the Inland Empire Operators’ Association MOU is necessary to adjust the annual incentive for possession of a California commercial driver's license from \$750 to \$1,000 and the incentive for confined space entries from \$250 to \$300 for one to four entries and from \$500 to \$550 for five or more entries per year.

Upon the Board’s approval, Section 9.10 and 9.11 of the MOU shall be amended to reflect the values in the Side Letter of Agreement between the Inland Empire Utilities Agency and the Inland Empire Operators' Association.

Staff’s Recommendation:

Adopt Resolution No. 2018-10-1, approving an amendment to the 2018 – 21 Memorandum of Understanding (MOU) for the Inland Empire Operators’ Association, by adopting a Side Letter of Agreement.

Budget Impact Budgeted (Y/N): Y Amendment (Y/N): N Amount for Requested Approval:

Account/Project Name:

Fiscal Impact (explain if not budgeted):

Funding for the annual incentives is appropriated in the FY 2018/19 Budget.

Prior Board Action:

On August 15, 2018, the Board of Directors adopted Resolution No. 2018-8-9, approving the MOU for the Operators' Association for Fiscal Years 2018/19 through 2020/21.

Environmental Determination:

Not Applicable

Business Goal:

Workplace Environment: IEUA is committed to providing a dynamic work environment with a highly skilled and dedicated workforce.

Attachments:

Attachment 1 - Resolution No. 2018-10-1

RESOLUTION NO. 2018-10-1

RESOLUTION OF THE BOARD OF DIRECTORS OF THE INLAND EMPIRE UTILITIES AGENCY*, SAN BERNARDINO COUNTY, CALIFORNIA, APPROVING AN AMENDMENT TO THE 2018 - 21 MEMORANDUM OF UNDERSTANDING FOR INLAND EMPIRE OPERATORS' ASSOCIATION EMPLOYEES, BY ADOPTING A SIDE LETTER OF AGREEMENT

WHEREAS, the Board of Directors of the Inland Empire Utilities Agency* approved a Memorandum of Understanding for the Inland Empire Operators' Association Employees on August 15, 2018, and

WHEREAS, the representatives of the Agency have met and conferred with duly authorized representatives of the Inland Empire Operators' Association regarding the proposed amendment to the MOU and reached consensus via a side letter of agreement; and

WHEREAS, this Agreement would provide for the following change: amended to provide eligible unit members annual incentive for possession of a California commercial driver's license in the amount of \$1000 and to provide an annual incentive to unit members who participate in the confined space program; unit members with 1- 4 entries receive \$300 annually and unit members with 5 or more entries receive \$550 annually.

NOW, THEREFORE, the Board of Directors of the Inland Empire Utilities Agency* does hereby RESOLVE, DETERMINE AND ORDER as follows:

Section 1. The Side Letter of Agreement between the Inland Empire Utilities Agency and the Inland Operators' Association Employees is hereby adopted and set forth in Exhibit "1" of this resolution.

Section 2. That this Board of Directors does hereby order that the Inland Empire Operators' Association Side Letter of Agreement be included herein as part of the Inland Empire Operators' Association Memorandum of Understanding.

ADOPTED the 17th day of October 2018.

Steven J. Elie
President of the Inland Empire
Utilities Agency* and of the
Board of Directors thereof

Resolution No. 2018-10-1
Page 2

ATTEST:

Jasmin A. Hall
Secretary/Treasurer of the Inland Empire
Utilities Agency* and of the
Board of Directors thereof

*A Municipal Water District

STATE OF CALIFORNIA)
COUNTY OF) SS
SAN BERNARDINO)

I, Jasmin A. Hall, Secretary/Treasurer of the Inland Empire Utilities Agency*, DO
HEREBY CERTIFY that the foregoing Resolution being No. 2018-10-1, was adopted at a regular
Board Meeting on October 17, 2018, of said Agency by the following vote:

AYES:

NOES:

ABSTAIN:

ABSENT:

Jasmin A. Hall
Secretary/Treasurer

*A Municipal Water District

SIDE LETTER OF AGREEMENT

BETWEEN

THE INLAND EMPIRE UTILITIES AGENCY

AND

THE INLAND EMPIRE OPERATORS' ASSOCIATION

The Inland Empire Utilities Agency (Agency) and the Inland Empire Operators' Association, have agreed to the following amendment to the Memorandum of Understanding (MOU) which is in effect July 1, 2018 through June 30, 2021.

Section 9.10 is hereby amended as follows:

The Agency will provide an annual payment of one thousand dollars (\$1000.00) for all Inland Empire Operators' Association employees not on original probation. This incentive will be included in either pay period twenty-five (25) or twenty-six (26).

Section 9.11 is hereby amended as follows:

An annual incentive will be paid to all Inland Empire Operators' Association employees who perform confined space entry tasks as follows:

- \$300 for one to four entries
- \$550 five or more entries

A confined space entry is defined as the action by which a person passes through an opening into a permit required confined space. Entry is considered to have occurred as soon as any part of the entrant's body breaks the plane of an opening into the space. A confined space entry includes the entire confined space team.

The number of entries is to be based on the number of confined space permits that the employee is required to sign as an active participant.

Amendment to Section 9.10 and 9.11 above shall be effective July 1, 2018.

The Parties hereto have caused this Side Letter of Agreement to be executed the 17th day of October 2018.

By: _____ Date: _____
Halla Razak, General Manager

By: _____ Date: _____
Victor Rodriguez, Steward

By: _____ Date: _____
Justin King, Steward

**CONSENT
CALENDAR
ITEM**

2H

Date: October 17, 2018

To: The Honorable Board of Directors

From: Halla Razak, General Manager

HR

Committee: Engineering, Operations & Water Resources

10/10/18

Finance & Administration

10/10/18

Executive Contact: Shaun Stone, Acting Executive Manager of Engineering/AGM

Subject: RP-2 Dewatering of Decommissioned Structures Emergency Project

Executive Summary:

In July 2018, Inland Empire Utilities Agency's Operations Department received written notice from West Valley Mosquito and Vector Control District that abandoned decommissioned structures located at Regional Plant No.2 contained standing water and were considered high potential areas for mosquito infestation. Operations staff requested assistance from the Engineering Department to procure a contractor to mobilize immediately to begin dewatering each affected structure and develop an overall plan to mitigate storm water accumulation and ground water infiltration into the abandoned structures.

Engineering staff issued a level three emergency call-out to qualified contractors on the Minor Construction and Emergency contractors list on September 6, 2018 with a request for a two part proposal to address the immediate mitigation plan and overall plan.

Two contractors responded with not-to-exceed proposals. Ferreira Construction was the lowest responsive bidder for the immediate and overall plans. Ferreira Construction was approved to proceed with the immediate plan work under the authority of the Engineering Department Manager. This recommendation is for the overall plan cost proposal in the amount of \$460,000.

Staff's Recommendation:

1. Ratify the emergency project approval for the RP-2 Dewatering of Decommissioned Structures in the amount of \$500,000;
2. Approve the budget amendment in the amount of \$500,000 for Project No. EN19019, RO Emergency O&M Projects FY 2018/19; and
3. Authorize the General Manager to approve the emergency task order subject to non-substantive changes and budget augmentation.

Budget Impact Budgeted (Y/N): Y Amendment (Y/N): Y Amount for Requested Approval:

Account/Project Name:

EN19019 - RO Emergency O&M Projects FY 2018/19

Fiscal Impact (explain if not budgeted):

If approved, the emergency projects for the RP-2 Dewatering of Decommissioned Structures, Project No. EN19019, will be supported by the revised total project budget of \$650,000 in the Regional Wastewater O&M (10800) Fund.

Prior Board Action:

None.

Environmental Determination:

Statutory Exemption

The emergency project is statutorily exempt based on Section 15269(b) of the State CEQA Guidelines.

Business Goal:

The RP-2 Dewatering of Decommissioned Structures Emergency Project is consistent with IEUA's business goal of Wastewater Management, specifically the water quality objective that IEUA will ensure that Agency systems are planned, constructed, and managed to protect public health, the environment, and meet anticipated regulatory requirements.

Attachments:

- Attachment 1: PowerPoint
 - Attachment 2: West Valley Vector Control Inspection Report
 - Attachment 3: West Valley Vector Control Warning Notice
-

Attachment 1


RP-2 Dewatering of Decommissioned Structures Emergency Project



Aeration Basin No. 3



Initial Condition
09/11/18 1:26 PM



After Dewatering
09/12/18 2:47 PM



Ground Water Infiltration
09/13/18 7:37 AM

Aeration Basin No. 4



Initial Condition
09/13/18 12:45 PM



After Dewatering
09/13/18 2:40 PM



Ground Water Infiltration
09/14/18 6:55 AM

Secondary Clarifier



After Dewatering
09/19/18 8:43 AM



Ground Water Infiltration
09/21/18 8:11 AM

Attachment 2

WEST VALLEY MOSQUITO AND VECTOR CONTROL DISTRICT
1295 East Locust St., Ontario CA 91761
909-635-0307
PREMISES INSPECTION REPORT



Name Inland Empire Utilities Agency (RP-2) Address 16400 El Prado Rd, Chino Date 08/02/18

An inspection of the above location discloses conditions which must be corrected to assure that vector populations (mosquitoes, flies, rats) are kept to a minimum. Failure to correct the problem(s) will subject the owner to penalties as stated in the California Health and Safety Code (§2063).

MOSQUITO SOURCES:

- Stagnant Water
- Swimming Pool
- Weeds and/or debris
- Other _____

RODENT SOURCES:

- Harborage (ivy, bougainvillea, woodpile, trash, structure)
- Food (fruit, garbage, feeds)
- Other _____

FLY SOURCES:

- Garbage
- Manure
- Feed
- Grass Clippings
- Compost
- Fruit
- Other _____

OTHER VECTOR SOURCES:

Vector Breeding nuisance existed this date Yes No
 Notice Issued Yes No

Remarks and Recommendations: Persistent water stagnation in the decommissioned concrete structures.
Eliminate the potential for mosquito harborage by completely draining the concrete structures within
14 days. A follow up inspection will be on August 17th 2018.

M. V. M. 1007

 Owner, Operator, or Agent

Benjamin Waswa

 Inspector

Attachment 3



West Valley Mosquito and Vector Control District
1295 E. Locust Street
Ontario, CA 91761
(909) 635-0307
Website: www.wvmosquito.org

WARNING NOTICE

TO: Intend Empire Utilities Agency, owner/occupant/agent of the property located at 16400 El Prado Rd, Chino 91708.

YOU ARE HEREBY NOTIFIED that the property described above has been determined to be a breeding site for Mosquitoes. Under the Health and Safety Code, Section 2002, any breeding site for vectors is a **PUBLIC NUISANCE**. As the owner/occupant/agent of the property, you are responsible for eliminating the conditions which allow these vectors to breed.

If you fail to correct the problem by Thursday September 13th 2018, the West Valley Mosquito and Vector Control District will take all steps necessary to see that the situation is corrected, including initiating legal proceedings against you pursuant to the Health and Safety Code. **Penalties can be One Thousand Dollars (\$1,000.00) per day, plus the costs of abatement activities (Health And Safety Code Section 2061).**

In order to avoid legal proceedings, you must immediately take the following steps to eliminate the vector breeding:

- (i) Completely drain water in the decommissioned concrete structures or
- (ii) Completely fill up the concrete structures

Please contact this office immediately (909) 635-0307.

Acknowledged by: Maria P. [Signature] Date: 8/28/18
Owner/Occupant/Agent

Inspected by: Benjamin Waswa Date: 08/28/18
District Representative

Date mailed: _____

Distribution: original- Office Copy, yellow - owner copy, pink - district representative copy.

**CONSENT
CALENDAR
ITEM**

21



Date: October 17, 2018

HR

To: The Honorable Board of Directors

From: Halla Razak, General Manager

Committee: Engineering, Operations & Water Resources

10/10/18

Executive Contact: Chris Berch, Executive Manager of Engineering/AGM

Subject: Vacuum Truck Master Services Contract Amendment

Executive Summary:

In March 2017, the Board of Directors awarded a three-year master services contract to K-VAC Environmental Services, Inc., for provisions of "as-needed" vacuum truck services. The contract has been extremely helpful to the Operations and Maintenance Department by allowing the Agency to use K-VAC to complete unexpected work without interrupting the scheduled work of the collections team.

Engineering is coordinating a project to clean the wet well at Regional Water Recycling Plant No. 4 (RP-4) due to high sediment levels which is affecting performance of the influent pumps as well as perform a condition assessment for an upcoming project to reconfigure the wet well. The cost of this work from K-VAC is \$123,000; exceeding the remaining contract amount in the master service contract. Therefore, staff is requesting a contract amendment to raise the spending authority by \$322,670 to cover the \$123,000 in services needed from K-VAC to clean the RP-4 wet well and provide an additional \$199,670 funds for further unforeseen maintenance work and support for future capital projects within the asset management program managed by Engineering. Funding for this effort is coming from existing budgeted funds.

Staff's Recommendation:

1. Approve a Master Service Contract Task Order with K-VAC for vacuum truck services in the amount of \$123,000;
2. Approve an amendment to Master Service Contract 4600002293 with K-VAC for vacuum truck services in the amount of \$322,670 for a total aggregate not-to-exceed amount of \$466,000; and
3. Authorize the General Manager to execute the task order and contract amendment subject to non-substantive changes.

Budget Impact *Budgeted (Y/N): Y Amendment (Y/N): N Amount for Requested Approval:*

Account/Project Name:

EN19022.01 - RP-4 Wet Well Cleaning Project

Fiscal Impact (explain if not budgeted):

None.

Prior Board Action:

On March 22, 2017, the Board of Directors approved the three-year contract to K-VAC Environmental Services, Inc.

Environmental Determination:

Not Applicable

Business Goal:

The Vacuum Truck Master Services Contract Amendment and Task Order are consistent with IEUA's Business Goal of Wastewater Management, specifically the Asset Management objective, that IEUA will ensure the regional sewer system and treatment facilities are well maintained, upgraded to meet evolving requirements, sustainably managed, and can accommodate changes in regional water use.

Attachments:

Attachment 1- Amendment
Attachment 2 - Task Order

Attachment 1



CONTRACT AMENDMENT NUMBER 4600002293-005
FOR
AS-NEEDED VACUUM TRUCK SERVICES

THIS AMENDMENT, NUMBER 4600002293-005, is made and entered into this _____ day of _____, 2018, by and between the Inland Empire Utilities Agency, a Municipal Water District, organized and existing in the County of San Bernardino under and by virtue of the laws of the State of California (hereinafter referred to as "IEUA" or "Agency"), and KVAC Environmental, of Rancho Cucamonga, California (hereinafter referred to as "Contractor"), for additional As-Needed Vacuum Truck Services. The Contract shall be amended as follows:

REVISE SECTION 4, SCOPE OF WORK AND SERVICES, ADDING A PARAGRAPH "E" FOR ADDITIONAL VACUUM TRUCK SERVICES, TO READ:

- E. Contractor shall have available, and deploy to Regional Plant No. 4 (RP-4), additional vacuum tanker services. This deployment will include a Vactor truck (and driver/operator) two Vac-Tankers (with driver/operators), as well as appurtenant equipment (hoses, electrical cords, pressure washers, crew, etc.) for the removal of the residual materials from two wet wells (north and south) at RP-4; including services to be provided within documented confined spaces. The contractor's rates, as shown on estimate #9265, dated August 23, 2018, and attached to this Contract Amendment as Exhibit E; shall be used to formulate all invoices issued for this work.

REVISE SECTION 6, PAYMENT, INVOICING, AND COMPENSATION, ADDING TEXT TO READ:

As compensation for the satisfactory performance of the work required under Contract Amendment 4600002293-005, Agency shall pay Contractor's invoices within 30 days. All payments shall be made in accordance with properly issued, and approved, invoices, processed in accordance with the payment provisions of Section 6 of Contract Number 4600002293.

This amendment increases the value of the Contract by **\$322,670**, for these services. The total, Not-To-Exceed value of the Contract shall be increased to **\$466,000**.

All other terms and conditions of Contract 4600002293 shall remain in full force and effect.



Inland Empire Utilities Agency
A MUNICIPAL WATER DISTRICT

The parties hereto have mutually covenanted and agreed as per the above amendment item and in doing so have caused this document to become incorporated into the Contract documents.

The parties hereto have caused the Contract to be amended as of the day and year written above.

INLAND EMPIRE UTILITIES AGENCY:
(A MUNICIPAL WATER DISTRICT)

KVAC ENVIRONMENTAL SERVICES, INC.:

Halla Razak
General Manager

(Date)



Janine Garcia
Account Specialist

10-9-18

(Date)

(This space has been intentionally left blank.)

Exhibit E



Estimate

DATE	NUMBER
8/23/2018	9265

NAME / ADDRESS	Ship To	Terms	REP	P.O. Number
Inland Empire Utilities Agency PO Box 9020 Chino Hills CA 91709	RP-4 12811 6th Street Rancho Cucamonga, CA 91739	Net 30	H	
DESCRIPTION		QTY	PRICE	TOTAL
Scope: Clean out north and south wet wells using vector, vac trucks, pressure washer and confined space crew. All waste to be taken to K-Pure for disposal.				
Duration of time 7x 13hr days				
Non-Hazardous waste, liquid (sludge) -(per ton) - Non-Conforming Rates Apply - KP		210	182.61	38,348.10
Vector - Standard Time		56	185.00	10,360.00
Vector - Overtime		28	200.00	5,600.00
Vector - Double Time		7	215.00	1,505.00
2x Large Vac Tankers - Standard Time		112	95.00	10,640.00
2x Large Vac Tankers - Overtime		56	115.00	6,440.00
2x Large Vac Tankers - Double Time		14	135.00	1,890.00
Project Manager Truck (per day)		7	150.00	1,050.00
Stake Bed Truck (per day)		7	165.00	1,155.00
Pressure Washer (per day)		7	385.00	2,695.00
Confined Space Entry - Standard Time Includes Entrant/Supervisor/Attendant, Retrieval System and 4 Gas Monitor (per hour)		56	335.00	18,760.00
Confined Space Entry - Overtime Includes Entrant/Supervisor/Attendant Retrieval System and 4 Gas Monitor		28	380.00	10,640.00
Confined Space Entry - Double Time Includes Entrant/Supervisor/Attendant Retrieval System and 4 Gas Monitor		7	425.00	2,975.00
Technician - Standard Time		56	50.00	2,800.00
Technician - Overtime		28	65.00	1,820.00
Technician - Double Time		7	80.00	560.00
Personal Protective Equipment - Level C		28	50.00	1,400.00
Ladder (per day)		7	25.00	175.00
Portable Toilet (per day)		7	200.00	1,400.00
4' of 6" Hard Pipe (per length/10' lengths)		1	100.00	100.00
6" Vector Flex Hose (per foot)		400	4.00	1,600.00
Rubber Hose (per foot)		100	1.00	100.00
RP2 - IEUA 16400 El Prado Rd. Chino, CA 91708	9/4/18 dsk	Job walked by: cch	TOTAL	\$122,013.10

Attachment 2



INLAND EMPIRE UTILITIES AGENCY

TASK ORDER

Date: October 17, 2018

Task Order Number: 1

Contractor: KVC Environmental Services, Inc.

Contract Number: 4600002293

Project / Task Description: As-Needed Vacuum Truck Services

I. RECITALS:

This Task Order Number One is issued for the procurement of vacuum truck services needed at the Agency's Regional Plant No. 4 (RP-4), located at 12811 Sixth Street, in Rancho Cucamonga, CA, 91729. In support of scheduled maintenance, the vacuum truck services at RP-4 will facilitate the removal of sediment, equipment cleaning, and a condition assessment of the equipment within the wet well.

The Agency and the Contractor previously entered into Contract Number 4600002293. Except as otherwise specified herein, the terms and conditions of that Contract are incorporated into this Task Order via this reference.

II. TASK ORDER AGREEMENTS

1. Scope of Work: The Contractor shall furnish the qualified personnel, equipment, materials, and supplies necessary to perform the work described in the attached Contractor's proposal (Exhibit A), dated August 23, 2018.
2. Period of Performance: Date of execution of this Task Order through November 21, 2018.
3. Compensation: Payments to the Contractor for performance of this Task Order shall be made on a time and materials basis, and shall not exceed \$123,000, unless the contractor submits change order(s) to the Agency Project Manager for approval before proceeding.
4. Assigned Personnel: The below-listed named personnel are assigned to direct the performance of this Task Order on behalf of the respective Parties.



PROJECT MANAGER ASSIGNMENT: All technical direction related to this Task Order shall come from the designated Project Manager. Details of the Agency's assignment are as follows:

Project Manager: Jerry Burke
Address: 6075 Kimball Avenue, Building B
Chino, California 91708

Telephone: (909) 993-1548
Facsimile: (909) 993-1987
Email: jburke@ieua.org

CONTRACTOR ASSIGNMENT: Special inquiries related to this Agreement and the effects of this Agreement shall be referred to the following representative of the Contractor:

Contractor: K-VAC Environmental Services, Inc.
Project Manager: Charles Hotetz
Address: P.O. Box 1505
Rancho Cucamonga, CA, 91729

Telephone: (909) 476-2308
Facsimile: (909) 476-2408
Email: charles.hotetz@kvacenv.com

5. **Task Order Modifications:** No communication, either written or oral, by other than written and bi-laterally executed change order shall be effective to modify or otherwise affect the provisions of this Task Order


III. SIGNATURES

Inland Empire Utilities Agency:

Warren T. Green
Manager of Contracts
and Procurement

Date: _____

K-VAC Environmental Services, Inc.:



Janine Garcia
Account Specialist

Date: 10-09-18

Exhibit A



Estimate

DATE	NUMBER
8/23/2018	9265

NAME / ADDRESS	Ship To	Terms	REP	P.O. Number
Inland Empire Utilities Agency PO Box 9020 Chino Hills CA 91709	RP-4 12811 6th Street Rancho Cucamonga, CA 91739	Net 30	H	

DESCRIPTION	QTY	PRICE	TOTAL
Scope: Clean out north and south wet wells using vactor, vac trucks, pressure washer and confined space crew. All waste to be taken to K-Pure for disposal.			
Duration of time 7x 13hr days			
Non-Hazardous waste, liquid (sludge) -(per ton) - Non-Conforming Rates Apply - KP	210	182.61	38,348.10
Vactor - Standard Time	56	185.00	10,360.00
Vactor - Overtime	28	200.00	5,600.00
Vactor - Double Time	7	215.00	1,505.00
2x Large Vac Tankers - Standard Time	112	95.00	10,640.00
2x Large Vac Tankers - Overtime	56	115.00	6,440.00
2x Large Vac Tankers - Double Time	14	135.00	1,890.00
Project Manager Truck (per day)	7	150.00	1,050.00
Stake Bed Truck (per day)	7	165.00	1,155.00
Pressure Washer (per day)	7	385.00	2,695.00
Confined Space Entry - Standard Time	56	335.00	18,760.00
Includes Entrant/Supervisor/Attendant, Retrieval System and 4 Gas Monitor (per hour)			
Confined Space Entry - Overtime	28	380.00	10,640.00
Includes Entrant/Supervisor/Attendant Retrieval System and 4 Gas Monitor			
Confined Space Entry - Double Time	7	425.00	2,975.00
Includes Entrant/Supervisor/Attendant Retrieval System and 4 Gas Monitor			
Technician - Standard Time	56	50.00	2,800.00
Technician - Overtime	28	65.00	1,820.00
Technician - Double Time	7	80.00	560.00
Personal Protective Equipment - Level C	28	50.00	1,400.00
Ladder (per day)	7	25.00	175.00
Portable Toilet (per day)	7	200.00	1,400.00
4' of 6" Hard Pipe (per length/10' lengths)	1	100.00	100.00
6" Vactor Flex Hose (per foot)	400	4.00	1,600.00
Rubber Hose (per foot)	100	1.00	100.00

RP2 - IEUA 16400 El Prado Rd. Chino CA 91708	9/4/18 dsk	Job walked by: cch	TOTAL	\$122,013.10
--	------------	--------------------	--------------	--------------

**ACTION
ITEM**

3A

Date: October 17, 2018

##P

To: The Honorable Board of Directors

From: Halla Razak, General Manager

Committee:

Executive Contact: Shaun Stone, Acting Executive Manager of Engineering/AGM

Subject: Video Recording and Broadcasting of Meetings

Executive Summary:

Staff was requested at the September Board meeting to bring information forward for discussion and possible action regarding the video taping and broadcasting of meetings of the Board. At the October 3, 2018, Board Workshop, the Board requested additional research. Staff further researched various options and costs to provide video hosting services.

The options for consideration are:

1. In-house video recording and posting (~\$12,500 initially; \$4,000 annually)
2. Third party video hosting – off-site hosting (\$6,500 initially; \$4,000 annually)

Staff's Recommendation:

1. Select option 2, Third party video hosting – off-site hosting; and
2. Direct staff to implement the video recording of meetings of the Board.

Budget Impact *Budgeted* (Y/N): Y *Amendment* (Y/N): N *Amount for Requested Approval:*

Account/Project Name:

10200/112100/100000/519010 - General Manager's Contingency

Fiscal Impact (explain if not budgeted):

Initial funding will be appropriated from the General Manager's contingency fund. Future funding will be appropriated in the Administration Services (GG) Fund.

Prior Board Action:

None.

Environmental Determination:

Not Applicable


Business Goal:

The video recording and broadcasting of meetings is consistent with the Agency's value of being committed to applying ethical, fiscally responsible, transparent and environmentally sustainable principles to all aspects of business and organizational conduct.

Attachments:

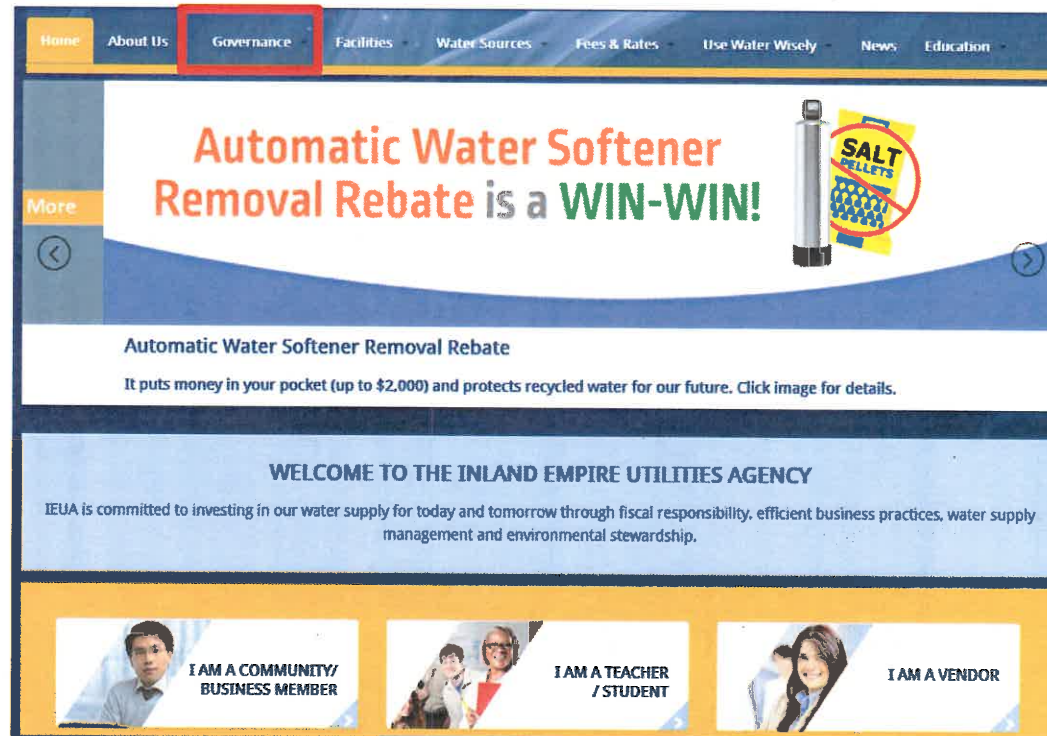
Attachment 1 - PowerPoint

Video Recording and Broadcasting of Meetings



IEUA Website

1. Browse to "Governance"



IEUA Website

2. Select "Meetings"

The screenshot shows the Inland Empire Utilities Agency website. At the top, there is a navigation bar with the slogan "WATER SMART - THINKING IN TERMS OF TOMORROW" and a "CONTACT US" button. Social media icons for Facebook, Twitter, LinkedIn, YouTube, and Instagram are also present. The main navigation menu includes: Home, About Us, Governance, Facilities, Water Sources, Fees & Rates, Use Water Wisely, News, and Education. The "Governance" menu is expanded, showing a list of items: Agendas, Board of Directors, Board Reports, Meetings (highlighted with a red box), Ordinances, Regional Technical & Policy Committee Meetings, and Transparency. Below the navigation, the "GOVERNANCE" section features a photograph of a meeting room and a text block describing the agency's governance structure.

GOVERNANCE

The Agency is a special district which is governed by a Board of five publicly elected Directors. Each Director represents one of the five divisions: Division 1- Upland, Montclair, portion of Ontario, portion of Rancho Cucamonga; Division 2- Ontario, portion of Chino, portion of Fontana; Division 3- Chino, Chino Hills; Division 4- Fontana, portion of Rialto, portion of Bloomington; Division 5- Rancho Cucamonga, portion of Fontana.



Meetings – Month Selection

Minutes

- Agendas
- Board of Directors
- Board Reports
- Meetings**
- Ordinances
- Regional Technical & Policy Committee Meetings
- Transparency

IEUA Newsletter

Get the latest news and updates right in

Meetings

August 2018

August 2018 Minutes

August 2018 Videos

July 2018

July 2018 Minutes

July 2018 Videos

June 2018

June 2018 Minutes

June 2018 Videos

Click
desired
month

Meetings - Minutes and Video Selection

Agendas
Board of Directors
Board Reports
Meetings
Ordinances
Regional Technical & Policy Committee Meetings
Transparency

AUGUST 2018 MEETING

- August 1, 2018 IEUA Board of Directors Meeting Minutes [DOWNLOAD](#)
- August 1, 2018 IEUA Board of Directors Meeting Minutes [DOWNLOAD](#)
- August 1, 2018 IEUA Board of Directors Meeting Video [WATCH](#)

Select **DOWNLOAD** to Read Minutes
or **WATCH** to View the Video

**INFORMATION
ITEM**

4A

Engineering and Construction Management Project Updates



Jerry Burke, P.E.
October 2018

EN22002 – NRW East End Flowmeter Replacement

Project Goal: Provide a more accurate flow meter to meet current Los Angeles County Sanitation District standards.

Total Project Budget: \$2 M

Project Completion: October 2019

Percent Complete: 64%

Phase	Consultant/ Contractor	Current Contract	Amendments/ Change Orders
Design (Current)	Civiltec Engineering	\$227 K	6.5%
Construction	-	\$0	0%



EN19027 – NRW Pipeline Relining Along Cucamonga Creek

Project Goal: Reline portion of existing NRW pipe to extend asset's useful life



Total Project Budget: \$2.3 M
Project Completion: June 2020
Percent Complete: 0%

Phase	Consultant/ Contractor	Current Contract	Amendments/ Change Orders
Design	-	\$0	0.0%
Construction	-	\$0	0.0%

EN19029 – RP-4 Outfall Pipeline Air Release Valve Replacement/ Relocation

Project Goal: Provide sufficient air and vacuum relief on the RP-4 Outfall Pipeline


Total Project Budget: \$665 K
Project Completion: June 2019
Percent Complete: 33%

Phase	Consultant/ Contractor	Current Contract	Amendments/ Change Orders
Design (Current)	CASC	\$68 K	0.0%
Construction	-	\$0	0.0%



EN19025/EN23002 – Force Main Improvements

Project Goal: Replace aging pipelines and install access points for proper maintenance



EN19025/EN23002
Total Project Budget: \$6.2 M
Project Completion: February 2021
Percent Complete: 14%


Phase	Consultant/ Contractor	Current Contract	Amendments/ Change Orders
Design (Current)	GHD	\$888 K	1.6%
Construction	-	\$0	0.0%

EN19010 – RP-4 Influent Screen Replacement

Project Goal: Replace fine screens with a reliable/efficient screening system
Design-Build

Total Project Budget: \$3 M
Project Completion: January 2020
Percent Complete: 0%

Phase	Consultant/ Contractor	Current Contract	Amendments/ Change Orders
Design	-	\$0	0.0%
Construction	-	\$0	0.0%



INFORMATION
ITEM

4E

Date: October 17, 2018

HHR

To: The Honorable Board of Directors

From: Halla Razak, General Manager

Committee: Finance & Administration

10/10/18

Executive Contact: Christina Valencia, Executive Manager of Finance & Administration/AGM

Subject: Treasurer's Report of Financial Affairs

Executive Summary:

The Treasurer's Report of Financial Affairs for the month ended August 31, 2018 is submitted in a format consistent with the State requirement.

For the month of August 2018, total cash, investments, and restricted deposits of \$224,650,485 reflects a decrease of \$1,230,180 compared to the total of \$225,880,665 reported for July 2018. The decrease was primarily due to the quarterly payment of \$2.3 million to County Sanitation Districts of Los Angeles County, which was partially offset by \$1.6 million of SRF proceeds for the new Laboratory facility. As a result, the average days of cash on hand for the month ended August 31, 2018 decreased from 230 days to 224 days.

The unrestricted Agency investment portfolio yield in August 2018 was 2.236% compared to the July yield of 2.168%. The increase can be attributed to a more favorable market yield.

Staff's Recommendation:

The Treasurer's Report of Financial Affairs for the month ended August 31, 2018 is an informational item for the Board of Director's review.

Budget Impact Budgeted (Y/N): N Amendment (Y/N): N Amount for Requested Approval:

Account/Project Name:

Fiscal Impact (explain if not budgeted):

Interest earned on the Agency's investment portfolio increases the Agency's overall reserves.

Prior Board Action:

On September 19, 2018, the Board of Directors approved the Treasurer's Report of Financial Affairs for the month ended July 31, 2018.

Environmental Determination:

Not Applicable

Business Goal:

The Treasurer's Report of Financial Affairs is consistent with the Agency's Business Goal of Fiscal Responsibility in providing financial reporting that accounts for cash and investment activities to fund operating requirements and to optimize investment earnings.

Attachments:

Attachment 1 - Background

Attachment 2 - PowerPoint

Attachment 3 - August 18 Treasurer's Report of Financial Affairs

Background

Subject: Treasurer's Report of Financial Affairs

The Treasurer's Report of Financial Affairs for the month ended August 31, 2018 is submitted in a format consistent with State requirements. The monthly report denotes investment transactions that have been executed in accordance with the criteria stated in the Agency's Investment Policy (Resolution No. 2018-2-5).

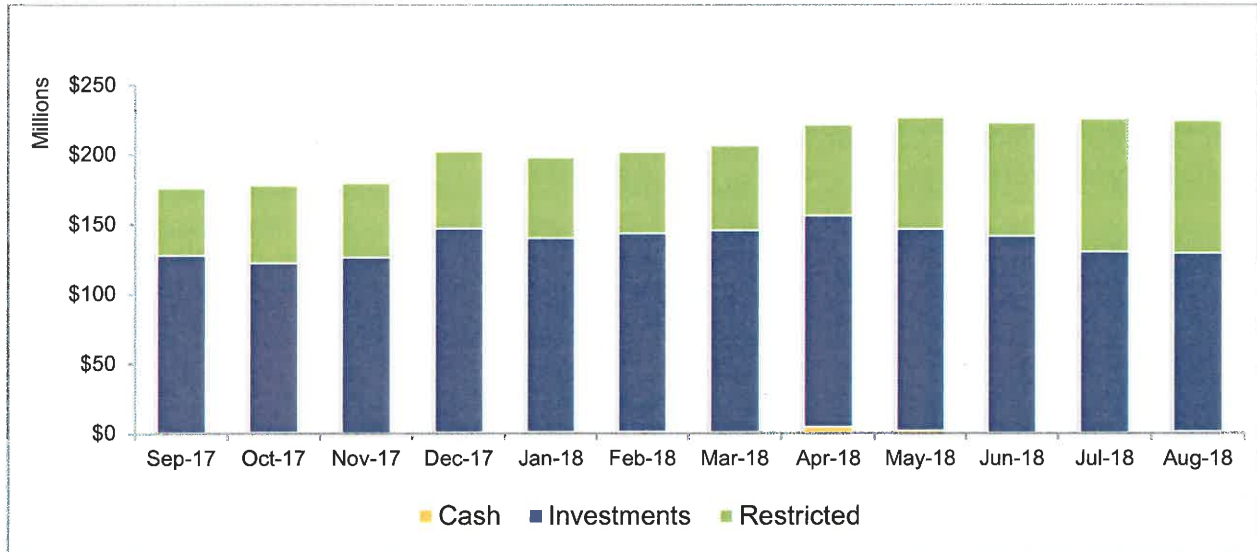
Agency total cash, investments, and restricted deposits for the month ended August 31, 2018 was \$224.7 million, a decrease of \$1.2 million from the \$225.9 million reported for the month ended July 31, 2018. The decrease was primarily due to the quarterly payment of \$2.3 million to County Sanitation Districts of Los Angeles County.

Table 1 represents the unrestricted Agency investment portfolio, by authorized investment and duration, with total portfolio amount of \$127.8 million. The Agency portfolio excludes restricted deposits in the amount of \$95.4 million held by member agencies and with fiscal agents.

Table 1: Agency Portfolio

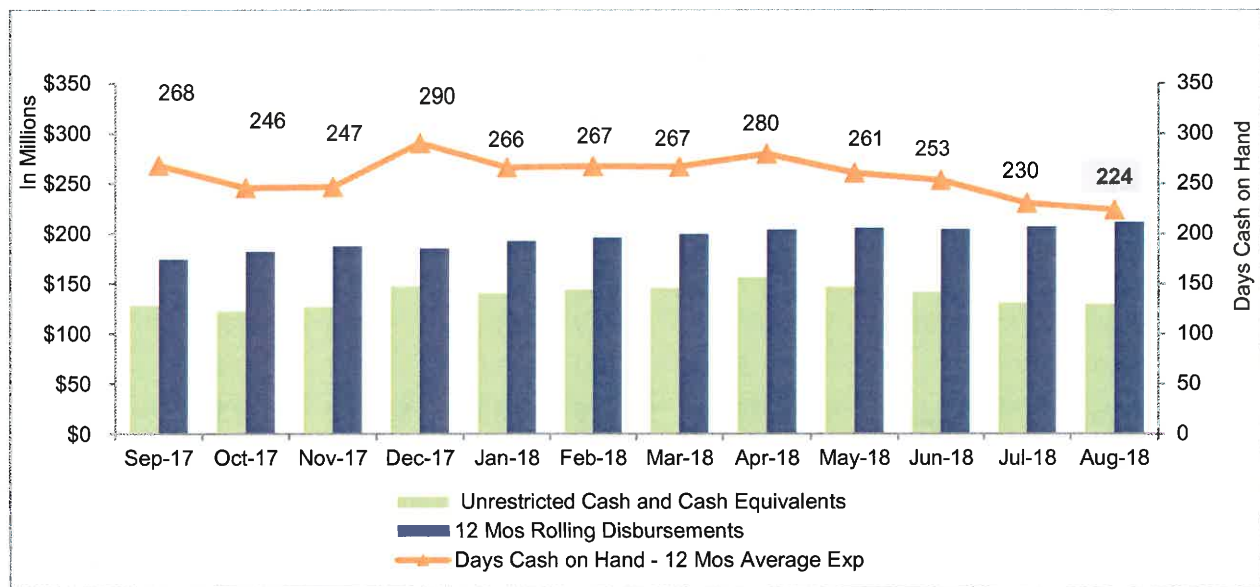
Authorized Investments	Allowable Threshold (\$ million or %)	Investment Value as of August 31, 2018 (\$ million)				Average Yield %	Portfolio % (Unrestricted)
		Under 1 Year	1-3 Years	Over 3 Years	Total		
LAIF- Unrestricted	\$65	\$20.04			\$20.04	1.998%	15.68%
CAMP - Unrestricted	n/a	21.09			21.09	2.120	16.50
Citizens Business Bank – Sweep	40%	6.01			6.01	0.900	4.70
Sub-Total Agency Managed		\$47.14	\$0.00	\$0.00	\$47.14	1.913%	36.88%
Brokered Certificates of Deposit	30%	\$0.49	\$3.86		\$4.35	2.943%	3.40%
Commercial Paper	25%	1.00			1.00	2.430	0.78
Medium Term Notes	30%	6.32	2.69	7.69	16.70	2.410	13.06
Municipal Bonds	10%		1.00		1.00	1.753	0.78
US Treasury Notes	n/a		10.47	18.13	28.60	2.665	22.38
US Gov't Securities	n/a	5.76	20.23	3.05	29.04	2.141	22.72%
Sub-Total PFM Managed		\$13.56	\$38.25	\$28.88	\$80.69	2.317%	63.12%
Total		\$60.70	\$38.25	\$28.88	\$127.83	2.236%	100.00%

Figure 1: Cash, Investments, and Restricted Deposits




Average days cash on hand is calculated using the monthly ending balance of unrestricted cash and cash equivalents divided by disbursements associated with operating expenses, debt service, and capital expenditures as recorded in the Agency’s cash flow. The average days of cash on hand for the month ended August 31, 2018 decreased from 230 days to 224 days as shown in Figure 2, as a result of the quarterly payment of \$2.3 million to County Sanitation Districts of Los Angeles County.

Figure 2: Days Cash on Hand – 12 Month Rolling Average



Monthly cash and investment summaries are available on the Agency’s website at www.ieua.org/fy-2018-19-cash-and-investment/.

Treasurer's Report of Financial Affairs for August 31, 2018



Agency Liquidity

- Decrease in total investment, cash and restricted primarily due to the quarterly payment of \$2.3 million to County Sanitation Districts of Los Angeles County as a result, the average days of cash on hand for the month ended August 31, 2018 decreased from 230 days to 224 days.

Description	August (\$ million)	July (\$ million)	Increase/ (Decrease) (\$ million)
Investment Portfolio	\$127.8	\$130.0	(\$2.2)
Cash and Restricted Deposits	\$96.8	\$95.8	\$1.0
Total Investments, Cash, and Restricted Deposits	\$224.7	\$225.9	(\$1.2)
Investment Portfolio Yield	2.236	2.168	0.068
Weighted Average Duration (Years)	1.12	1.09	0.03
Average Cash on Hand (Days)	224	230	(6)

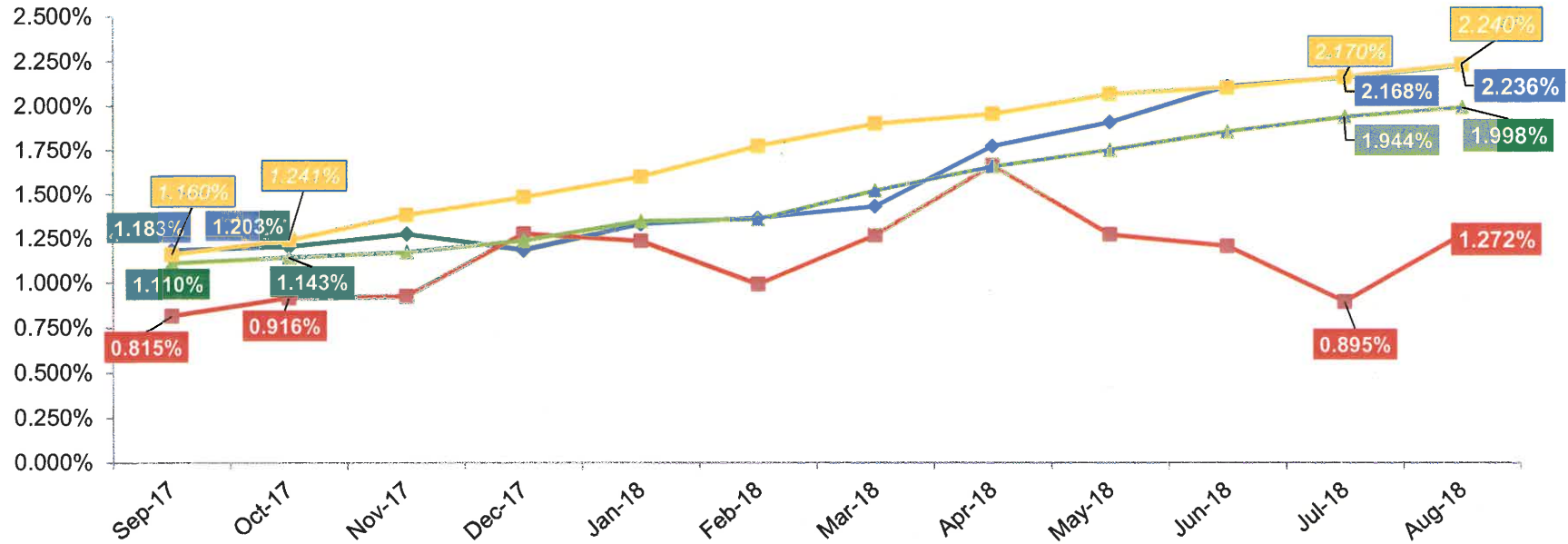
Monthly cash and investment summaries available at: www.ieua.org/fy-2018-19-cash-and-investment/



Agency Investment Position

Authorized Investments	Allowable Threshold (\$ million or %)	Under 1 Year	1 – 3 Years	Over 3 Years	Total	Average Yield %	Portfolio %
Local Agency Investment Fund	\$65	\$20.04			\$20.04	1.998%	15.68%
California Asset Management Program	n/a	21.09			21.09	2.120	16.50
Citizens Business Bank - Sweep	40	6.01			6.01	0.900	4.70
Sub-Total Agency Managed		\$47.14	\$0.00	\$0.00	\$47.14	1.913	36.88
Brokered Certificate of Deposits (CD)	30	\$0.49	\$3.86		\$4.35	2.943	3.40
Commercial Paper	25	1.00			1.00	2.430	0.78
Medium Term Notes	30	6.32	2.69	7.69	16.70	2.410	13.06
Municipal Bonds	10		1.00		1.00	1.753	0.78
US Treasury Notes	n/a		10.47	18.13	28.60	2.665	22.38
US Government Securities	n/a	5.76	20.23	3.05	29.04	2.141	22.72
Sub-Total PFM Managed		\$13.56	\$38.25	\$28.88	\$80.69	2.317	63.12
Total		\$60.70	\$38.25	\$28.88	\$127.83	2.236%	100.00%

Month End Portfolio Yield Comparison



Questions



The Treasurer's Report of Financial Affairs is consistent with the Agency's business goal of fiscal responsibility.

TREASURER'S REPORT OF FINANCIAL AFFAIRS

For the Month Ended August 31, 2018



All investment transactions have been executed in accordance with the criteria stated in the Agency's Investment Policy (Resolution No. 2018-2-5) adopted by the Inland Empire Utilities Agency's Board of Directors during its regular meeting held on February 21, 2018.

The funds anticipated to be available during the next six-month period are expected to be sufficient to meet all foreseen expenditures during the period.

* A Municipal Water District

	<u>August</u>	<u>July</u>
<u>Cash, Bank Deposits, and Bank Investment Accounts</u>	<u>\$1,468,172</u>	<u>\$379,670</u>
<u>Investments</u>		
Agency Managed		
Citizens Business Bank (CBB) Repurchase (Sweep)	\$6,013,468	\$5,638,205
Local Agency Investment Fund (LAIF)	20,037,370	22,637,370
California Asset Management Program (CAMP)	21,088,674	21,050,760
Total Agency Managed Investments	<u>47,139,512</u>	<u>49,326,335</u>
PFM Managed		
Certificates of Deposit	4,349,525	2,949,503
Municipal Bonds	998,734	998,628
Commercial Paper	995,133	993,067
Medium Term Notes	16,698,458	18,108,352
U.S. Treasury Notes	28,602,869	25,613,450
U.S. Government Sponsored Entities	29,043,612	32,038,940
Total PFM Managed Investments	<u>80,688,331</u>	<u>80,701,940</u>
Total Investments	<u>\$127,827,843</u>	<u>\$130,028,275</u>
Total Cash and Investments Available to the Agency	<u>\$129,296,015</u>	<u>\$130,407,945</u>
<u>Restricted Deposits</u>		
CAMP Water Connection Reserve	\$13,457,246	\$12,558,752
LAIF Self Insurance Reserve	6,009,079	6,009,079
Debt Service Accounts	2,569,582	7,320,017
Capital Capacity Reimbursement Account (CCRA) Deposits Held by Member Agencies*	57,886,549	54,313,470
California Employers' Retirement Benefit Trust Account - CERBT (Other Post Employment Benefits - OPEB)	14,437,715	14,314,359
Escrow Deposits	994,299	957,043
Total Restricted Deposits	<u>\$95,354,470</u>	<u>\$95,472,720</u>
<u>Total Cash, Investments, and Restricted Deposits</u>	<u><u>\$224,650,485</u></u>	<u><u>\$225,880,665</u></u>

**Reported total as of August 2018 except Ontario and Chino*

Cash, Bank Deposits, and Bank Investment Accounts

CBB Demand Account (Negative balance offset by CBB Sweep Balance)	\$797,109
CBB Payroll Account	-
CBB Workers' Compensation Account	36,143
Subtotal Demand Deposits	<u>\$833,252</u>

Other Cash and Bank Accounts

Petty Cash	<u>\$2,250</u>
Subtotal Other Cash	\$2,250

US Bank Pre-Investment Money Market Account

\$632,670

Total Cash and Bank Accounts

\$1,468,172

Unrestricted Investments

CBB Repurchase (Sweep) Investments

Freddie Mac Bond	<u>\$6,013,468</u>
Subtotal CBB Repurchase (Sweep)	\$6,013,468

Local Agency Investment Fund (LAIF)

LAIF Fund	<u>\$20,037,370</u>
Subtotal Local Agency Investment Fund	\$20,037,370

California Asset Management Program (CAMP)

Short Term	<u>\$21,088,674</u>
Subtotal CAMP	\$21,088,674

Subtotal Agency Managed Investment Accounts

\$47,139,512

Unrestricted Investments Continued

Brokered Certificates of Deposit

Brokered Certificates of Deposit	\$4,349,525
Subtotal Brokered Certificates of Deposit	<u>\$4,349,525</u>

Commercial Paper

Natixis NY Branch	\$995,133
Subtotal Commercial Paper	<u>\$995,133</u>

Municipal Bonds

State and Local Municipal Bonds	\$998,734
Subtotal Municipal Bonds	<u>\$998,734</u>

Medium Term Notes

Johnson & Johnson	\$1,662,113
Microsoft	2,052,497
Exxon Mobil	1,101,808
Wells Fargo Bank	1,502,935
UPS of America Inc	787,778
Hershey Company	334,792
American Honda Finance	770,644
Boeing Co	792,329
Toyota Motor	980,685
Bank of NY Mellon	1,373,745
American Express	786,810
Walt Disney Company	800,178
Visa Inc	797,749
Bank of America	771,616
Oracle Corp	1,391,324
Burlington North Santa Fe Corp	791,455
Subtotal Medium Term Notes	<u>\$16,698,458</u>

Unrestricted Investments Continued

U.S. Treasury Notes

Treasury Note	\$28,602,869
Subtotal U.S. Treasury Notes	<u>\$28,602,869</u>

U.S. Government Sponsored Entities

Fannie Mae Bank	\$7,860,748
Freddie Mac Bank	10,954,525
Federal Farm Credit Bank	2,759,914
Federal Home Loan Bank	7,468,425
Subtotal U.S. Government Sponsored Entities	<u>\$29,043,612</u>

Subtotal PFM Managed Investment Accounts \$80,688,331

Total Investments \$127,827,843

Restricted Deposits

Investment Pool Accounts

CAMP -Water Connection Reserves	\$13,457,246
LAIF - Self Insurance Fund Reserves	6,009,079
Subtotal Investment Pool Accounts	<u>\$19,466,325</u>

Debt Service

2008B Debt Service Accounts	\$2,568,859
2010A Debt Service Accounts	39
2017A Debt Service Accounts	684
Subtotal Debt Service	<u>\$2,569,582</u>

Restricted Deposits Continued

CCRA Deposits Held by Member Agencies

City of Chino	\$10,757,879
Cucamonga Valley Water District	11,112,187
City of Fontana	6,613,979
City of Montclair	2,339,814
City of Ontario	17,301,135
City of Chino Hills	7,157,216
City of Upland	2,604,339
Subtotal CCRA Deposits Held by Member Agencies*	<u>\$57,886,549</u>

CalPERS

CERBT Account (OPEB)	\$14,437,715
Subtotal CalPERS Accounts	<u>\$14,437,715</u>

Escrow Deposits

Kemp Brothers Construction	\$893,682
Genesis Construction	100,617
Subtotal Escrow Deposits	<u>\$994,299</u>

Total Restricted Deposits \$95,354,470

Total Cash, Investments, and Restricted Deposits as of August 31, 2018 \$224,650,485

Total Cash, Investments, and Restricted Deposits as of 8/31/18	\$224,650,485
Less: Total Cash, Investments, and Restricted Deposits as of 7/31/18	<u>225,880,665</u>

Total Monthly Increase (Decrease) (\$1,230,180)

**Reported total as of August 2018 except Ontario and Chino*

	Credit Rating @ Purchase		CHANGES IN Credit Rating		Par	Cost Basis	Term	August	% Coupon	% Yield to Maturity	Maturity	Market
	S&P	Moody's	S&P	Moody's	Amount	Amount	(Days)	Value		Date	Value	

Cash, Bank Deposits, and Bank Investment Accounts

Citizens Business Bank (CBB)

Demand Account*	\$797,109	\$797,109	N/A	\$797,109	N/A	N/A	\$797,109
Payroll Checking	0	0	N/A	0	N/A	N/A	0
Workers' Compensation Account	36,143	36,143	N/A	36,143	N/A	N/A	36,143
Subtotal CBB Accounts	\$833,252	\$833,252		\$833,252			\$833,252

US Bank (USB)

Custodial Money Market (<i>Investment Mgmt.</i>)	\$443,144	\$443,144	N/A	\$443,144	1.49%	N/A	\$443,144
Custodial Money Market (<i>Debt Service</i>)	189,526	189,526	N/A	189,526	1.49%	N/A	189,526
Subtotal USB Account	\$632,670	\$632,670		\$632,670	1.49%		\$632,670

Petty Cash

	\$2,250	\$2,250	N/A	\$2,250	N/A	N/A	\$2,250
--	---------	---------	-----	---------	-----	-----	---------

Total Cash, Bank Deposits and Bank Investment Accounts

	\$1,468,172	\$1,468,172		\$1,468,172			\$1,468,172
--	--------------------	--------------------	--	--------------------	--	--	--------------------

*Negative demand checking balance is offset by the Daily Repurchase (Sweep) Account balance

Investments

CBB Daily Repurchase (Sweep) Accounts

Freddie Mac Bond	\$6,013,468	\$6,013,468	N/A	\$6,013,468	0.90%	N/A	\$6,013,468
Subtotal CBB Repurchase Accounts	\$6,013,468	\$6,013,468		\$6,013,468	0.90%		\$6,013,468

LAIF Accounts

Non-Restricted Funds	\$20,037,370	\$20,037,370	N/A	\$20,037,370	1.998%	N/A	\$20,037,370
Subtotal LAIF Accounts	\$20,037,370	\$20,037,370		\$20,037,370	1.998%		\$20,037,370

CALTRUST Accounts

Short-Term	\$0	\$0	N/A	\$0		N/A	\$0
Medium-Term (<i>Self Insurance Reserves</i>)	0	0	N/A	0		N/A	0
Subtotal CalTrust Accounts	\$0	\$0		\$0			\$0

CAMP Accounts

Non-Restricted Funds	\$21,088,674	\$21,088,674	N/A	\$21,088,674	2.12%	N/A	\$21,088,674
Subtotal CAMP Accounts	\$21,088,674	\$21,088,674		\$21,088,674	2.12%		\$21,088,674

Subtotal Agency Managed Investment Accounts

	\$47,139,512	\$47,139,512		\$47,139,512	1.91%		\$47,139,512
--	---------------------	---------------------	--	---------------------	--------------	--	---------------------

	Credit Rating @ Purchase		CHANGES IN Credit Rating		Par	Cost Basis	Term	August	% Coupon	% Yield to Maturity	Maturity	Market
	S&P	Moody's	S&P	Moody's	Amount	Amount	(Days)	Value			Date	Value
Investments (continued)												
Brokered Certificates of Deposit (CDs)												
Ally Bank	N/R	N/R			\$243,000	\$243,000	722	\$243,000	1.45%	1.45%	03/11/19	\$242,257
Wells Fargo Bank	N/R	N/R			242,000	242,000	729	242,000	1.55%	1.55%	03/15/19	241,363
Bank of Nova Scotia Houston	N/R	N/R			1,410,000	1,409,464	730	1,409,525	3.08%	3.10%	06/05/20	1,418,800
Bank of Montreal Chicago	N/R	N/R			1,400,000	1,400,000	731	1,400,000	3.19%	3.23%	08/03/20	1,400,146
Synchrony Bank	N/R	N/R			240,000	240,000	1827	240,000	2.25%	2.25%	10/02/20	237,177
Royal Bank of Canada NY	N/R	N/R			815,000	815,000	1095	815,000	3.24%	3.24%	06/07/21	821,046
Subtotal Brokered CDs					\$4,350,000	\$4,349,464		\$4,349,525		2.94%		\$4,360,789
US Treasury Note												
US Treasury Note	AA+	Aaa			\$3,000,000	\$2,937,305	819	\$2,947,553	1.500%	2.46%	07/15/20	\$2,938,944
US Treasury Note	AA+	Aaa			2,225,000	2,201,012	1019	2,204,171	2.125%	2.53%	01/31/21	2,196,840
US Treasury Note	AA+	Aaa			2,850,000	2,715,627	1153	2,729,142	1.125%	2.69%	06/30/21	2,729,653
US Treasury Note	AA+	Aaa			2,615,000	2,588,543	1201	2,591,508	2.250%	2.57%	07/31/21	2,582,720
US Treasury Note	AA+	Aaa			580,000	567,426	1202	567,889	2.000%	2.69%	10/31/21	567,652
US Treasury Note	AA+	Aaa			2,555,000	2,480,346	1323	2,487,797	1.750%	2.60%	11/30/21	2,479,249
US Treasury Note	AA+	Aaa			2,500,000	2,418,750	1436	2,425,704	1.875%	2.75%	03/31/22	2,428,125
US Treasury Note	AA+	Aaa			3,070,000	2,969,266	1336	2,971,363	1.875%	2.82%	03/31/22	2,981,738
US Treasury Note	AA+	Aaa			2,550,000	2,476,090	1474	2,482,617	1.875%	2.64%	04/30/22	2,474,795
US Treasury Note	AA+	Aaa			1,300,000	1,252,570	1456	1,254,359	1.750%	2.72%	06/30/22	1,254,042
US Treasury Note	AA+	Aaa			2,065,000	1,980,706	1530	1,985,118	1.750%	2.76%	09/30/22	1,987,240
US Treasury Note	AA+	Aaa			1,600,000	1,546,625	1641	1,550,292	2.000%	2.80%	10/31/22	1,554,000
US Treasury Note	AA+	Aaa			1,260,000	1,191,980	1778	1,196,885	1.500%	2.69%	02/28/23	1,194,490
US Treasury Note	AA+	Aaa			1,275,000	1,206,269	1699	1,208,471	1.500%	2.74%	02/28/23	1,208,710
Subtotal US Treasuries					\$29,445,000	\$28,532,515		\$28,602,869		2.665%		\$28,578,198
U.S. Government Sponsored Entities												
Federal Farm Credit Bank	AA+	Aaa			760,000	759,701	720	759,914	1.40%	1.42%	03/27/19	755,904
Federal Farm Credit Bank	AA+	Aaa			2,000,000	2,000,000	1,460	2,000,000	1.52%	1.52%	06/24/19	1,985,326
Freddie Mac Bond	AA+	Aaa			1,500,000	1,500,000	1,080	1,500,000	1.15%	1.15%	07/26/19	1,482,258
Fannie Mae Step Bond	AA+	Aaa			1,500,000	1,500,000	1,080	1,500,000	1.25%	1.33%	07/26/19	1,489,821
Fannie Mae Bond	AA+	Aaa			900,000	899,460	1,153	899,460	1.25%	1.27%	08/23/19	889,480
Fannie Mae Bond	AA+	Aaa			1,350,000	1,350,000	1,157	1,350,000	1.25%	1.25%	08/26/19	1,334,074
Freddie Mac Bond	AA+	Aaa			3,000,000	2,972,928	1,359	2,991,951	1.25%	1.50%	10/02/19	2,960,028
Federal Home Loan Bank	AA+	Aaa			5,000,000	4,965,250	657	4,971,980	2.13%	2.52%	02/11/20	4,966,380
Federal Home Loan Bank	AA+	Aaa			2,500,000	2,495,600	712	2,496,445	2.38%	2.47%	03/30/20	2,490,855
Freddie Mac Bond	AA+	Aaa			2,500,000	2,485,350	1,036	2,487,255	2.38%	2.59%	02/16/21	2,480,618
Freddie Mac Bond	AA+	Aaa			2,550,000	2,527,994	1,028	2,530,691	2.38%	2.70%	02/16/21	2,530,230
Fannie Mae Bond	AA+	Aaa			2,510,000	2,502,671	1,092	2,503,557	2.50%	2.60%	04/13/21	2,496,047
Fannie Mae Bond	AA+	Aaa			1,655,000	1,603,678	1,632	1,607,731	2.00%	2.74%	10/05/22	1,603,402
Freddie Mac Bond	AA+	Aaa			1,450,000	1,444,461	1,810	1,444,628	2.75%	2.83%	06/19/23	1,443,865
Subtotal U.S. Gov't Sponsored Entities					\$29,175,000	\$29,007,093		\$29,043,612		2.14%		\$28,908,288

(As of August 2011, all US GSE's have been downgraded to AA+ Rating by S&P)

	Credit Rating @ Purchase		CHANGES IN Credit Rating		Par Amount	Cost Basis Amount	Term (Days)	August Value	% Coupon	% Yield to Maturity	Maturity Date	Market Value
	S&P	Moody's	S&P	Moody's								
Investments (continued)												
Commercial Paper												
JP Morgan Securities	A-1	P-1			\$1,000,000	\$987,866	182	\$995,133		2.43%	11/13/18	\$995,428
Subtotal Commercial Paper					\$1,000,000	\$987,866		\$995,133		2.43%		\$995,428
Municipal Bonds												
San Diego Redevelopment Agency	AA	N/R			\$1,000,000	\$996,800	934	998,734	1.625%	1.75%	09/01/19	\$989,700
Subtotal State and Local Municipal Bonds					\$1,000,000	\$996,800		\$998,734		1.75%		\$989,700
Investments (continued)												
Medium Term Notes												
Johnson & Johnson	AAA	Aaa			\$1,660,000	\$1,682,808	1,044	\$1,662,113	1.65%	1.16%	12/05/18	\$1,657,731
Microsoft	AAA	Aaa			2,050,000	2,076,691	1,045	2,052,497	1.625%	1.16%	12/06/18	2,046,300
Exxon Mobil	AA+	Aaa			1,000,000	1,005,750	763	1,001,389	1.708%	1.43%	03/01/19	996,610
Exxon Mobil	AA+	Aaa			100,000	100,419	712	100,419	1.819%	1.60%	03/15/19	99,631
Wells Fargo Bank	A+	Aa2			1,500,000	1,511,655	1,061	1,502,935	1.75%	1.48%	05/24/19	1,491,252
UPS of America Inc	A+	A1			725,000	802,046	714	787,778	8.38%	2.75%	04/01/20	784,001
Hershey Company	A	A1			335,000	334,769	1,123	334,792	3.10%	3.12%	05/15/21	336,268
American Honda Finance	A+	A2			800,000	767,016	1,181	770,644	1.65%	3.00%	07/12/21	768,130
Boeing Co	A	A2			680,000	805,678	1,215	792,329	8.75%	2.88%	08/15/21	788,458
Toyota Motor	AA-	Aa3			1,000,000	978,790	1,364	980,685	2.60%	3.21%	01/11/22	983,034
Bank of NY Mellon	A	A1			1,400,000	1,371,048	1,391	1,373,745	2.60%	3.18%	02/07/22	1,371,619
American Express	A-	A2			800,000	785,488	1,415	786,810	2.70%	3.20%	03/03/22	781,590
Walt Disney Company	A+	A2			815,000	798,692	1,416	800,178	2.45%	3.00%	03/04/22	795,587
Visa Inc	A+	A1			825,000	795,407	1,611	797,749	2.15%	3.03%	09/15/22	794,552
Bank of America	A-	A3			800,000	769,264	1,647	771,616	2.50%	3.43%	10/21/22	769,880
Oracle Corp	AA-	A1			1,420,000	1,389,001	1,764	1,391,324	2.63%	3.11%	02/15/23	1,385,759
Burlington North Santa Fe Corp	A+	A3			800,000	790,800	1,792	791,455	3.00%	3.26%	03/15/23	790,356
Subtotal Medium Term Notes					\$16,710,000	\$16,765,322		\$16,698,458		2.41%		\$16,640,758
Subtotal PFM Managed Investment Accounts					\$81,680,000	\$80,639,061		\$80,688,331		2.43%		\$80,473,161
Total Investments					\$128,819,512	\$127,778,573		\$127,827,843				\$127,612,673

(Source of Investment Amortized Cost: PFM)

	Credit Rating @ Purchase		CHANGES IN Credit Rating		Par Amount	Cost Basis Amount	Term (Days)	August Value	% Coupon	% Yield to Maturity	Maturity Date	Market Value
	S&P	Moody's	S&P	Moody's								
Restricted Deposits												
Investment Pool Accounts												
CAMP - Water Connection Reserves					\$13,457,246	\$13,457,246	N/A	\$13,457,246		2.12%	N/A	\$13,457,246
LAIF - Self Insurance Reserves					6,009,079	6,009,079	N/A	6,009,079		1.998%	N/A	6,009,079
Total Investment Pool Accounts					\$19,466,325	\$19,466,325		\$19,466,325		2.08%		\$19,466,325
Debt Service and Arbitrage Accounts												
2008B Debt Service Accounts					\$2,568,859	\$2,568,859	N/A	\$2,568,859		1.40%		\$2,568,859
2010A Debt Service Accounts					39	39	N/A	39		0.31%		39
2017A Debt Service Accounts					684	684	N/A	684		0.30%		684
Total Debt Service Accounts					\$2,569,582	\$2,569,582		\$2,569,582		1.40%		\$2,569,582
CCRA Deposits Held by Member Agencies												
City of Chino					\$10,757,879	\$10,757,879	N/A	\$10,757,879		N/A	N/A	\$10,757,879
City of Chino Hills					7,157,216	7,157,216	N/A	7,157,216		N/A	N/A	7,157,216
Cucamonga Valley Water District					11,112,187	11,112,187	N/A	11,112,187		N/A	N/A	11,112,187
City of Fontana					6,613,979	6,613,979	N/A	6,613,979		N/A	N/A	6,613,979
City of Montclair					2,339,814	2,339,814	N/A	2,339,814		N/A	N/A	2,339,814
City of Ontario					17,301,135	17,301,135	N/A	17,301,135		N/A	N/A	17,301,135
City of Upland					2,604,339	2,604,339	N/A	2,604,339		N/A	N/A	2,604,339
<i>Subtotal CCRA Deposits Held by Member Agencies*</i>					\$57,886,549	\$57,886,549		\$57,886,549				\$57,886,549
<i>*Reported total as of August 2018 except Ontario and Chino</i>												
CalPERS Deposits												
CERBT Account (OPEB)					\$13,000,000	\$13,000,000	N/A	\$14,437,715		N/A	N/A	\$14,437,715
Subtotal CalPERS Deposits					\$13,000,000	\$13,000,000		\$14,437,715				\$14,437,715
<i>As of March 31st, the 1 year net return is 5.68%</i>												

	Credit Rating @ Purchase		CHANGES IN Credit Rating		Par	Cost Basis	Term	August	% Coupon	% Yield to Maturity	Maturity	Market
	S&P	Moody's	S&P	Moody's	Amount	Amount	(Days)	Value			Date	Value
Escrow Deposits												
Kemp Brothers Construction Escrow					\$893,682	\$893,682	N/A	\$893,682		N/A	N/A	\$893,682
Genesis Construction Escrow					100,617	100,617	N/A	100,617		N/A	N/A	100,617
Subtotal Escrow Deposits					<u>\$994,299</u>	<u>\$994,299</u>		<u>\$994,299</u>				<u>\$994,299</u>
Total Restricted Deposits					<u>\$93,916,755</u>	<u>\$93,916,755</u>		<u>\$95,354,470</u>				<u>\$95,354,470</u>
Total Cash, Investments, and Restricted Deposits as of August 31, 2018					<u>\$224,204,439</u>	<u>\$223,163,500</u>		<u>\$224,650,485</u>				<u>\$224,435,315</u>

August Purchases

No.	Date	Transaction	Investment Security	Type	Par Amount Purchased	Investment Yield to Maturity
1	08/01/18	Purchased	Bank of Montreal Chicago	CD	\$1,400,000	3.23%
2	08/01/18	Purchased	US Treasury Notes	UST	3,070,000	2.82%
					<u>\$ 4,470,000</u>	

August Investment Maturities, Calls & Sales

No.	Date	Transaction	Investment Security	Type	Par Amount Matured/Sold	Investment Yield to Maturity
1	08/01/18	Sold	Federal Farm Credit Bank	GSE	\$3,000,000	1.15%
2	08/01/18	Sold	Exxon Mobil Corp	MTN	1,400,000	1.60%
Total Maturities, Calls & Sales					<u>\$ 4,400,000</u>	

Directed Investment Category

CBB Repurchase (Sweep)
LAIF - Unrestricted
CalTrust
CAMP - Unrestricted
Brokered Certificates of Deposit
Medium Term Notes
Municipal Bonds
Commercial Paper
US Treasury Notes
U.S. Government Sponsored Entities

Total Investment Portfolio

Investment Portfolio Rate of Return

<u>Amount Invested</u>	<u>Yield</u>
\$6,013,468	0.900%
20,037,370	1.998%
0	0.000%
21,088,674	2.120%
4,349,525	2.943%
16,698,458	2.410%
998,734	1.753%
995,133	2.430%
28,602,869	2.665%
29,043,612	2.141%
<i>\$127,827,843</i>	
	<i>2.236%</i>

Restricted/Transitory/Other Accounts

CCRA Deposits Held by Member Agencies
CalPERS OPEB (CERBT) Account
CAMP Restricted Water Connection Reserve
LAIF Restricted Insurance Reserve
US Bank - 2008B Debt Service Accounts
US Bank - 2010A Debt Service Accounts
US Bank - 2017A Debt Service Accounts
US Bank - Pre-Investment Money Market Account
Citizens Business Bank - Demand Account
Citizens Business Bank - Workers' Compensation Account
Other Accounts*
Escrow Account

Total Restricted/Transitory/Other Accounts

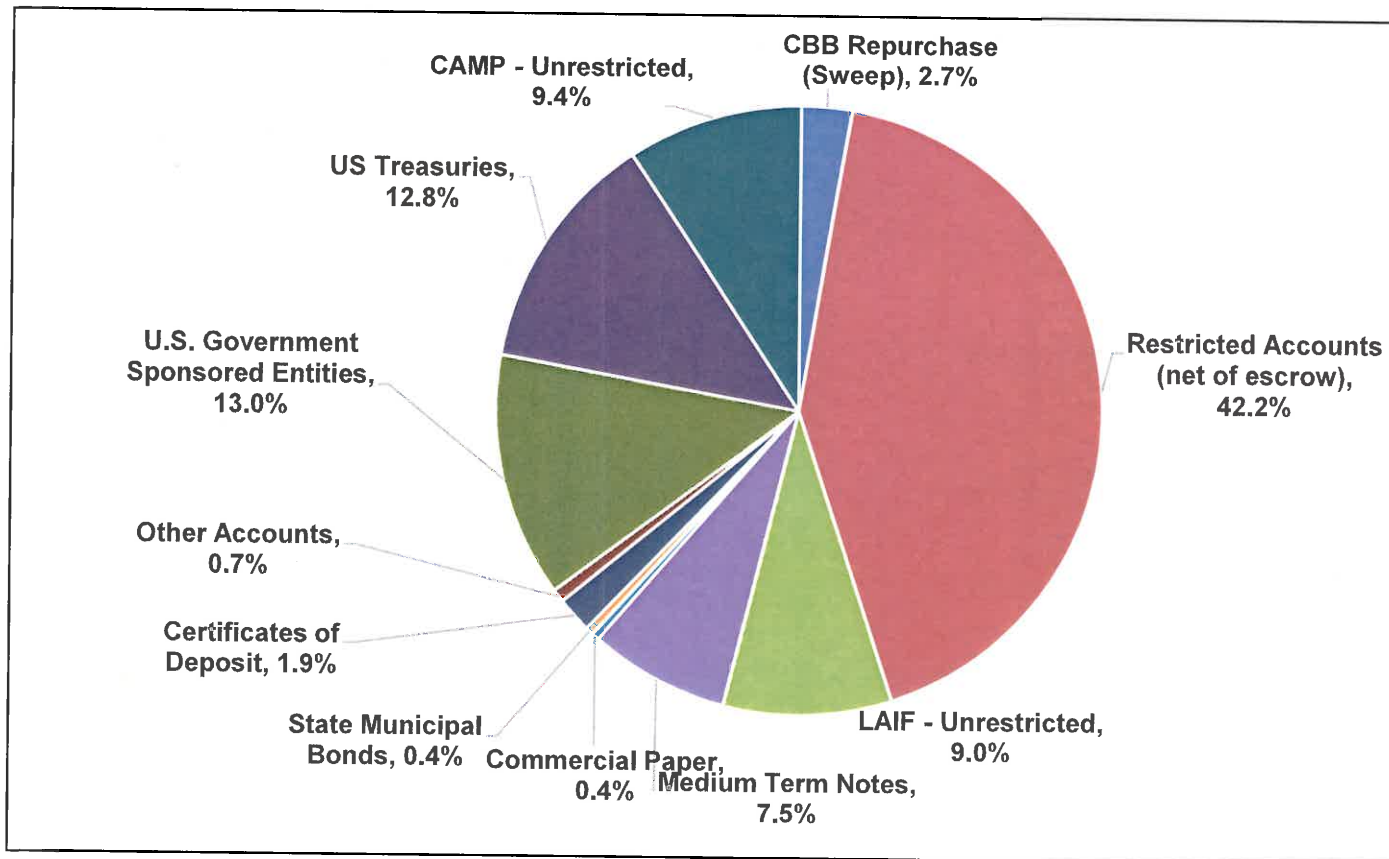
Average Yield of Other Accounts

Total Agency Directed Deposits

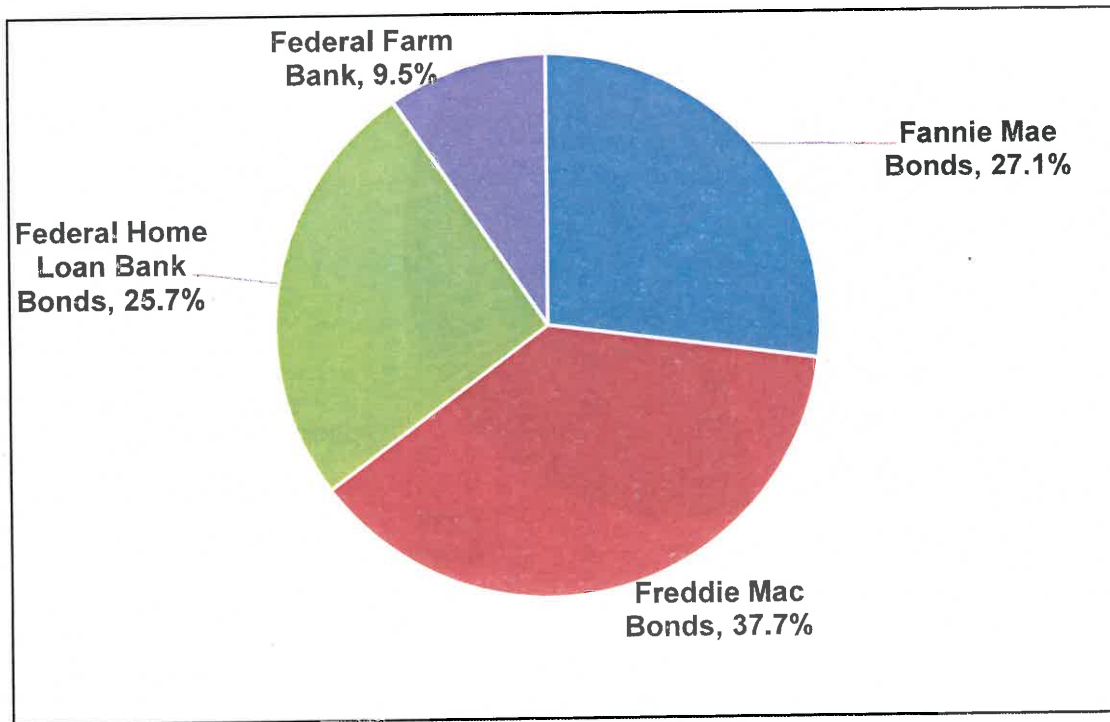
<u>Amount Invested</u>	<u>Yield</u>
\$57,886,549	N/A
14,437,715	N/A
13,457,246	2.120%
6,009,079	1.998%
2,568,859	1.400%
39	0.310%
684	0.300%
632,670	1.490%
797,109	N/A
36,143	N/A
2,250	N/A
994,299	N/A
<i>\$96,822,642</i>	
	<i>1.988%</i>
<i>\$224,650,485</i>	

*Petty Cash

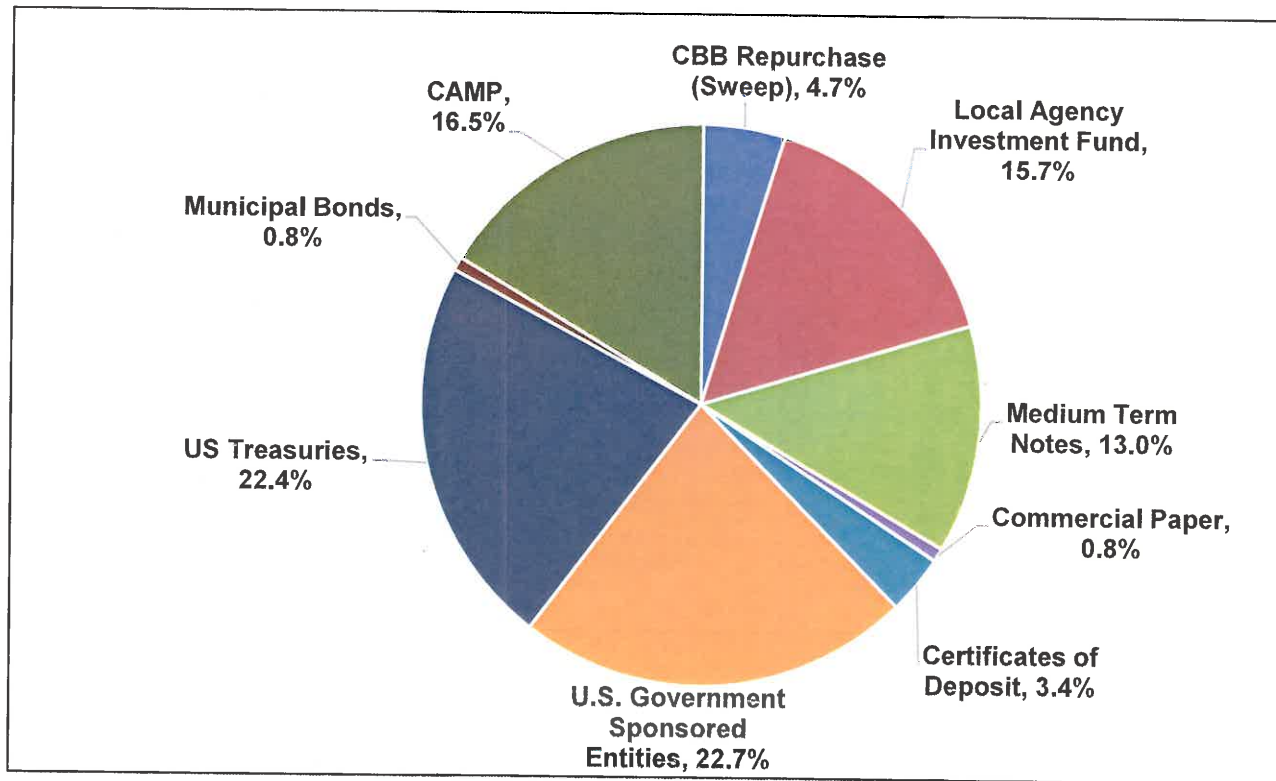
Inland Empire Utilities Agency
Treasurer's Report of Financial Affairs
 For the Month Ended August 31, 2018
 Agency Investment Portfolio (Net of Escrow Accounts)
\$223,656,186



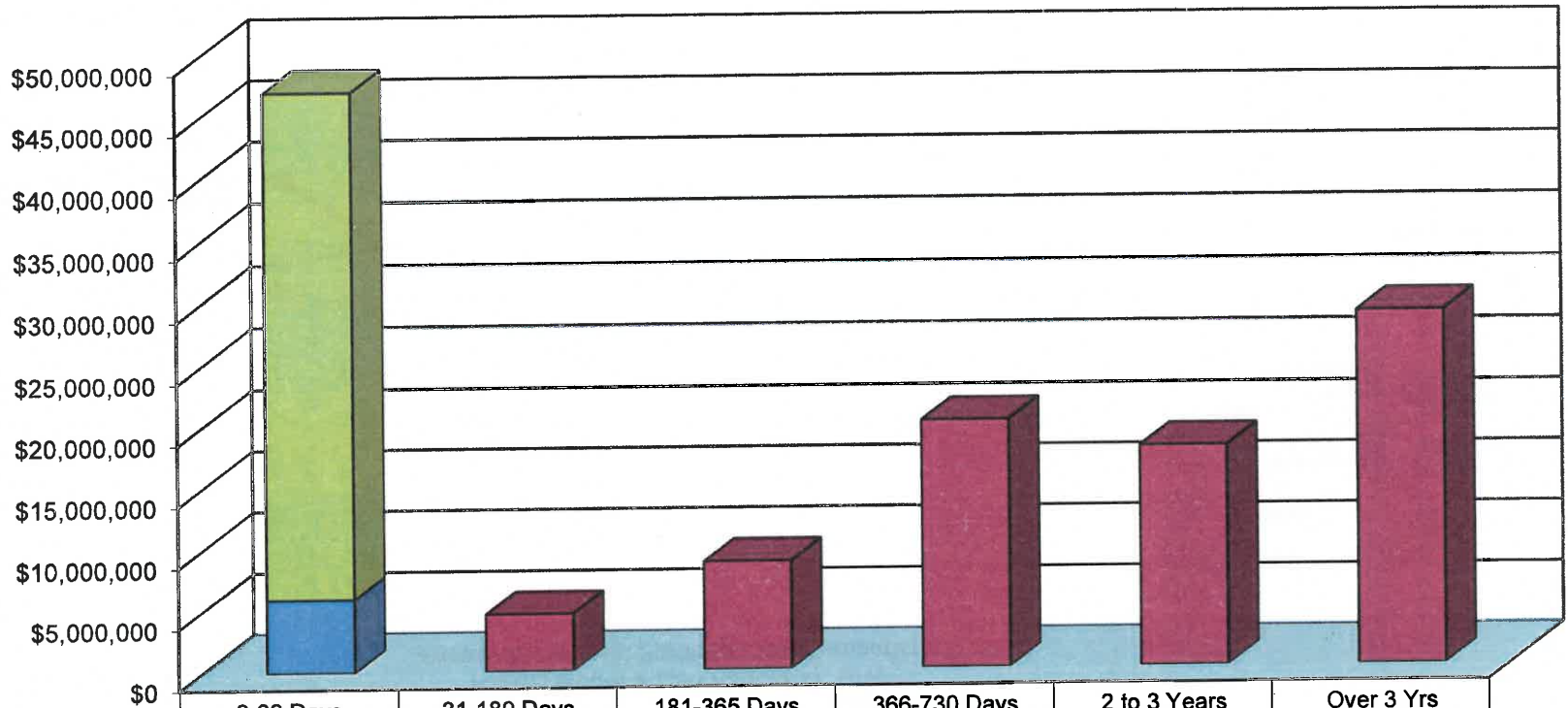
Inland Empire Utilities Agency
Treasurer's Report of Financial Affairs
For the Month Ended August 31, 2018
U.S. Government Sponsored Entities Portfolio
\$29,043,612



Inland Empire Utilities Agency
Treasurer's Report of Financial Affairs
For the Month Ended August 31, 2018
Unrestricted Agency Investment Portfolio
\$127,827,843

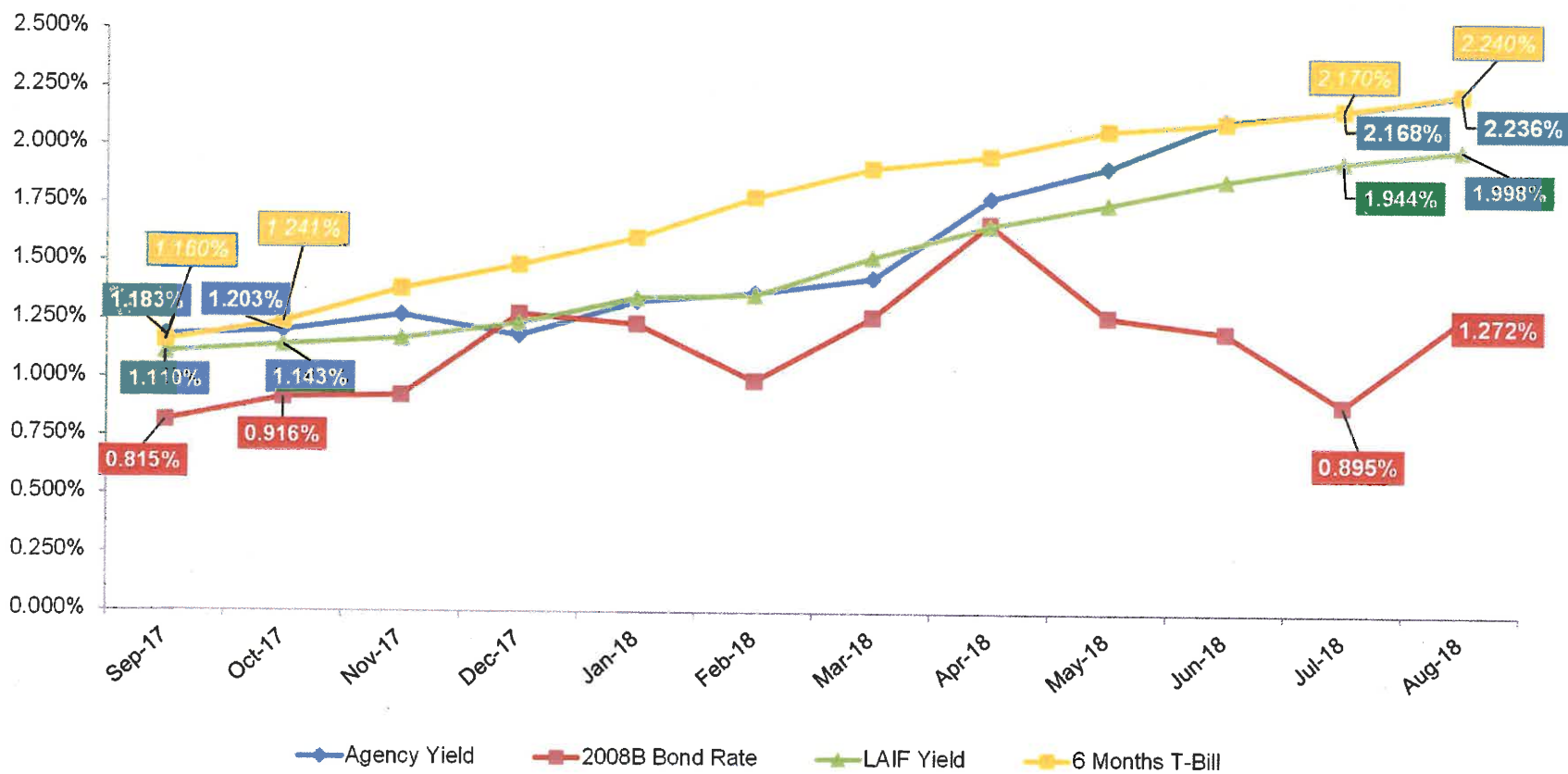


Inland Empire Utilities Agency
Treasurer's Report of Financial Affairs
For the Month Ended August 31, 2018
Agency Investment Portfolio Maturity Distribution (Unrestricted)
\$127,827,843



	0-30 Days	31-180 Days	181-365 Days	366-730 Days	2 to 3 Years	Over 3 Yrs
LAIF+CalTrust+CAMP	\$41,126,044					
CBB Repurchase (Sweep)	\$6,013,468					
GSE+CD+MTN+MUNI	\$0	\$4,709,743	\$8,849,657	\$20,253,426	\$17,999,089	\$28,876,416
Percent	36.9%	3.7%	6.9%	15.8%	14.1%	22.6%

Inland Empire Utilities Agency
Treasurer's Report of Financial Affairs
 For the Month Ended August 31, 2018
 Agency Investment Portfolio Yield Comparison



INFORMATION
ITEM

4F

Date: October 17, 2018

#R

To: The Honorable Board of Directors

From: Halla Razak, General Manager

Committee: Community & Legislative Affairs

10/10/18

Executive Contact: Kathy Besser, Executive Manager of Ext. Aff. & Policy Dev./AGM

Subject: Public Outreach and Communication

Executive Summary:

This is an informational item that provides highlights of the External Affairs team's monthly outreach, education and communication programs and updates.

October

- October, National Energy Awareness Month
- October 6 – October 14, Water Professionals Appreciation Week
- October 20, Landscape & Water Conservation Festival, Chino Basin Water Conservation District, 4594 San Bernardino Street, Montclair, 9:00 a.m. – 2:00 p.m.
- October 30, Blood Drive, IEUA HQB Event Room, 8:00 a.m. – 1:00 p.m.

November

- November 3, Solar Cup Boat Building Workshop, Three Valleys MWD, 1021 E. Miramar Avenue, Claremont, Time TBD
- November 7, Rotary Club of Upland Meeting (IEUA staff to present on Water Softener Removal Rebate Program), Landecena Community Center, 1325 E. San Bernardino Road, Upland, 12:00 p.m.

Staff's Recommendation:

This is an informational item for the Board of Directors to receive and file.

Budget Impact: N *Budgeted (Y/N):* N *Amendment (Y/N):* N *Requested Amount:*

Account/Project Name:

Fiscal Impact (explain if not budgeted):

Prior Board Action:

N/A

Environmental Determination:

Not Applicable

Business Goal:

IEUA is committed to providing a reliable and cost-effective water supply and promoting sustainable water use throughout the region.

IEUA is committed to enhancing and promoting environmental sustainability and the preservation of the region's heritage.

Attachments:

Attachment 1 - Background

Background

Subject: Public Outreach and Communication

October

- October, National Energy Awareness Month
- October 6 – October 14, Water Professionals Appreciation Week
- October 20, Landscape & Water Conservation Festival, Chino Basin Water Conservation District, 4594 San Bernardino Street, Montclair, 9:00 a.m. – 2:00 p.m.
- October 30, Blood Drive, IEUA HQB Event Room, 8:00 a.m. – 1:00 p.m.

November

- November 3, Solar Cup Boat Building Workshop, Three Valleys MWD, 1021 E. Miramar Avenue, Claremont, Time TBD
- November 7, Rotary Club of Upland Meeting (IEUA staff to present on Water Softener Removal Rebate Program), Landecena Community Center, 1325 E. San Bernardino Road, Upland, 12:00 p.m.

December

- December 19, Employee Recognition Holiday Luncheon, Los Serranos Country Club, 15656 Yorba Avenue, Chino Hills, 11:00 a.m. – 3:00 p.m.

Media and Outreach

- Staff ran an ad in the *Chino Champion's* Senior Living section on October 6.
- External Affairs staff is working with Agency department leads to update the Agency's external website.
- Staff is continuing to schedule service club presentations highlighting IEUA's Water Softener Removal Rebate Program.
- Agency staff is working on a video short featuring the Agency's renewable energy portfolio.
- September: 11 posts were published to the IEUA Facebook page, eight posts were published to IEUA's Instagram and 10 tweets were sent on the @IEUAWater Twitter handle.
 - The top three Facebook posts, based on reach and engagement, in the month of September were:
 - 9/5: National Preparedness Month
 - 9/6: #ThursdayThoughts
 - 9/14: #FunFactFriday
 - The top three tweets, based on reach and engagement, in the month of September were:
 - 9/18: World Water Monitoring Day
 - 9/6: #ThursdayThoughts
 - 9/5: National Preparedness Month
 - The top three Instagram posts, based on reach and engagement, in the month of September were:
 - 9/12: National Preparedness Month
 - 9/6: #ThursdayThoughts
 - 9/14: #FunFactFriday

- During the months of August and September, staff promoted a post about the Water Discovery Field Trip and Tours as a boosted/paid post. The post reached 3,788 people in IEUA's service area.
- The City of Chino Hills will include Automatic Water Softener Removal Rebate inserts with the September/October billing to 22,000 residents.

Education and Outreach Updates

- Staff has begun program outreach for the new school year this month. Principal meetings will be scheduled in addition to digital and postal outreach methods.
- Staff has begun scheduling Water Discovery Field Trips. To date, 33 schools have made reservations for the current school year.
- Solar Cup teams are confirmed: Los Osos High School (Rancho Cucamonga), Chino Hills High School and Upland High School.

INFORMATION
ITEM

4G

Innovative Federal Strategies LLC

Comprehensive Government Relations

MEMORANDUM

To: Halla Razak and Kathy Besser

From: Letitia White, Jean Denton, Drew Tatum, Shavenor Winters

Date: September 28, 2018

Re: September Monthly Legislative Update

Congress Passes Appropriations and Continuing Resolution

The House and Senate made significant progress during the month on the fiscal year 2019 appropriations process, sending a total of five of the twelve annual appropriations bills to President Donald Trump in two minibus appropriations packages. Additionally, the agencies not covered by a full year appropriations bill will be funded by a continuing resolution (CR) through December 7, 2018.

On September 12, the Senate passed, by a vote of 92-5, the Conference Report for the first FY19 minibus appropriations package that includes the following appropriations measures: Energy and Water Development; Legislative Branch; and Military Construction-Veterans Affairs (H.R. 5895). The House followed suit on September 13, passing the legislation by a vote of 377-20. The President signed the legislation on Friday, September 21 at a Veterans event in Los Vegas, Nevada. The measure provides slightly more than one-tenth of federal discretionary spending for fiscal year 2019 and includes funding for the Army Corps of Engineers, Bureau of Reclamation, Department of Energy, Department of Veterans Affairs, and Legislative Branch operations.

In addition, the third minibus (H.R. 6157) consisting of the Defense and Labor, Health and Human Services appropriations bills was passed by the House on Wednesday, September 26 by a vote of 361-61 after it passed the Senate on a vote of 93-7 on September 18. The legislation contains a continuing resolution (CR), which runs through December 7, 2018 for the remaining FY19 appropriations bills that have not been enacted, including: Agriculture; Commerce-Justice Science; Financial Services-General Government; Homeland Security; Interior-Environment; State-Foreign Operations; and Transportation-HUD. After the President signed the Defense-Labor bill on September 28, more than 75% of the federal government will be funded by a full year appropriations bill.

Included in the Defense conference report was language expressing concern regarding the Administration's proposed reorganization of the United States Army Corps of Engineers' (USACE) Civil Works Program. Like the Energy and Water Appropriations conference report, this legislation would prohibit the use of funds to implement a memorandum approved by the

Innovative Federal Strategies LLC

Secretary of Defense identifying specific actions the Army will take in support of the Administration's proposed reorganization of the Civil Works program within the USACE. The reorganization would have included taking the Civil Works program out of the Army Corps of Engineers with navigation going to the Department of Transportation for infrastructure grants and the remaining accounts to the Department of the Interior. Defense appropriation conferees were concerned that the Secretary of the Army failed to provide any notification or engage in any discussion with Members of Congress. The House and Senate Appropriations Committee and the conferees are opposed to the reorganization as it could ultimately have detrimental readiness and operational impacts on Department of Defense functions and activities, to include USACE support to ongoing military operations, international partners, and support to United States military installations around the world.

The package included \$90.5 billion for the Health and Human Services (HHS) and most of the funding increase will go to the National Institutes of Health, which received a \$2 billion bump in funding. The additional funding for the NIH is the latest in a series of funding increases for the agency. The funding is aimed at accelerating treatments for cancer, Alzheimer's disease, and other ailments and at addressing the nation's opioid epidemic. The package also includes \$6.7 billion to combat the opioid crisis and to increase access to mental health services. More than \$1 billion in new federal grants will help states, community health centers and other organizations confront the nation's opioid crisis. Nearly \$1 billion of the money is in the form of grants to the states.

President Trump has expressed continued frustration that Congress has not provided funding for a proposed border wall, tweeting criticism of the appropriations process as recently as the week of September 17. "I want to know, where is the money for the Border Security and the WALL in this ridiculous Spending Bill, and where it will come from after the Midterms? Dems are obstructing Law Enforcement and Border Security," President Trump tweeted, adding "REPUBLICANS MUST FINALLY GET TOUGH!" Despite those tweets, the White House has not issued a veto threat for any specific appropriations bill and has agreed to sign Defense and Labor, Health and Human Services appropriations bills, carrying the CR, and avoid a government shutdown.

While the House and Senate had hoped to pass the second minibus appropriations bill that includes the FY19 Interior-Environment; Financial Services-General Government; Transportation-HUD; and Agriculture Appropriations bills, progress on negotiations have stalled.

On Thursday, September 27 Senate Appropriations Chairman Richard Shelby (R-AL) said that lawmakers had run out of time to finish the spending package this week that carries funds for IRS, EPA and infrastructure programs. Provided an agreement is not reached, those agencies, along with agencies covered by the Commerce-Justice-Science; Homeland Security; and State-Foreign Operations spending bills, would be covered by the continuing resolution in the third minibus appropriations package. Under the pending Defense-Labor-HHS minibus each of those agencies would be funded through December 7 at the FY18 enacted funding level.

The status of the twelve annual appropriations bills is included in the table below:

Innovative Federal Strategies LLC

Bill	Status
First Minibus Appropriations Bill including: <ul style="list-style-type: none"> • Energy and Water • Legislative Branch • Military Construction and Veterans Affairs 	Conference Report passed by the House and Senate; signed by President Trump Friday, September 21.
Second Minibus Appropriations bill including: <ul style="list-style-type: none"> • Interior-Environment • Financial Services / General Govt. • Transportation-HUD • Agriculture 	Conferees met on Thursday, September 13, but no agreement has been reached. If an agreement is not reached, these agencies would be covered by the continuing resolution in the third minibuss that runs through December 7, 2018.
Third Minibus Appropriations bill including: <ul style="list-style-type: none"> • Defense • Labor, Health and Human Services • Continuing Resolution through December 7 for all other federal agencies 	Conferees agreed to the Conference Report on Thursday, September 13. The Senate passed the agreement on Tuesday, September 18 and the House followed suit, passing the measure on Wednesday, September 26. The bill was signed by the President on September 28.
Homeland Security Appropriations bill	The House and Senate Appropriations Committees have advanced the legislation out of Committee, but no floor action has been taken in either chamber. The agencies covered by these bills will likely be funded by a Continuing Resolution through December 7 th . We are hearing that the House and Senate hope to package these spending measures together for a fourth minibuss appropriations package after the November elections.
Commerce-Justice-Science Appropriations bill	
State-Foreign Operations Appropriations bill	

Pete Aguilar Announces Bid for Democratic Caucus Vice Chair

On Tuesday, September 25 Rep. Pete Aguilar (D-CA) announced he would challenge fellow member Rep. Katherine Clark (D-MA) for Democratic Caucus Vice Chair. That position is currently the fifth ranking position in the House Democratic leadership.

Rep. Aguilar said he will focus on increasing cooperation within the caucus and providing excellent service to members.

Innovative Federal Strategies LLC

The Democratic caucus will hold leadership elections for the next Congress sometime in December after the midterm elections.

“With a firm belief that the strength of our Caucus lies in our diversity, I believe I can play a role to help the Caucus as we work to enact policies that work for the American people in the 116th Congress,” he said.

Water Resources Bill Sees Movement

A sprawling water policy bill won resounding approval in the House in early September and now awaits final passage in the Senate. Ahead of the House vote, House and Senate Committee leaders had announced a compromise agreement that enjoys broad bipartisan and bicameral support.

The legislation, S. 3021, passed the House on a voice vote on Thursday, September 13. This is the second time this year that the House overwhelmingly passed a water resources bill, with the chamber voting 408-2 earlier this year on a narrower version of this legislation.

The new legislation was drafted in concert with the Senate, where legislation to reauthorize Army Corps activities has stalled. An earlier bill advanced by the Senate Environment and Public Works Committee ran into trouble when the Congressional Budget Office found that it would cause major deficit spending problems.

This bill includes a two-year extension of a new Environmental Protection Agency water loan program, which was created through the Water Infrastructure Finance and Innovation Act, or WIFIA. It provides states and water utilities with highly subsidized financing to construct mega-projects like water treatment plants or to replace lead pipe.

An earlier effort by some senators to expand WIFIA by giving states the authority to set up their own financing programs was essentially gutted, with lawmakers giving this expansion authority to spend only \$5 million throughout the country.

The bill also would have the National Academies study whether the Army Corps of Engineers should continue to be a part of the Department of Defense. Top Republicans in the House, led by Representatives Bill Shuster (R-PA) and Garret Graves (R-LA), have long criticized the slow pace of the Corps and argued that its awkward placement in the Pentagon makes it less nimble. They initially pushed to include language in the bill to begin reorganizing the Corps immediately, but this legislation simply launches a study.

Additionally, the bill reinstates a requirement that all federally funded water infrastructure projects use American-made iron and steel through at least 2023, a top priority for Sen. Tammy Baldwin (D-WI) that President Donald Trump himself endorsed.

To address oxygen-killing algal blooms, a recent concern in Florida and other states, the bill authorizes a five-year, \$3 million annual program for the Army Corps' Engineer Research and Development Center. The program will identify and develop technology for the large-scale filtration of water, including early detection, prevention, and management of algal blooms.

The bill also includes several provisions aimed at beefing up coastal readiness and responsiveness to severe storms. They include an authorization of \$75 million for a new beach nourishment and shoreline protection pilot program as well as authorizing a new \$100 million

Innovative Federal Strategies LLC

program to fix storm-damaged drinking water systems and to protect those systems from future storms.

Senator John Barrasso (R-WY), Chairman of the Senate Environment and Public Works Committee, said he has a commitment from the Majority Leader that the chamber will spend as much time as is necessary to break through any objections to the bill and hold a floor vote on the legislation. While there was talk that the Senate would take up the measure during the last week of September, it appears consideration will be pushed into October. The Senate is currently scheduled to be in session into the month of October, as Majority Leader Mitch McConnell (R-KY) has indicated the chamber has work to complete ahead of the midterm elections.

House and Senate Conference on Combating Opioid Relief

House and Senate lawmakers are working to resolve differences between their versions of an authorization bill (H.R. 6) to combat the opioid epidemic.

Some of the key outstanding issues include suspending the Medicaid institution for mental disease (IMD) exclusion, modifying substance use record privacy rules, and addressing medication-assisted treatment patient limits.

Both measures cover Medicare and Medicaid policies, Food and Drug Administration authorities, and a variety of grant programs to address treatment and prevention. They also include provisions designed to curb fentanyl shipments.

The House passed H.R. 6 by a vote of 396-14 on June 22, incorporating several other stand-alone bills. The Senate amended and passed the bill by a vote of 99-1 on Monday, September 17. On Friday, September 28 the House passed an amended version of the legislation as a message to the Senate. The new legislation would expand Medicaid funding for treatment, spur the development of nonaddictive painkillers and empower inspectors to root out deadly fentanyl from overseas. If the Senate agrees to the House changes and acts during the month of October, the legislation could be sent to the White House for President Trump's signature.

FAA Bill

On Wednesday, September 26, the House passed the full reauthorization as well as a short-term extension of aviation programs which would extend through Sunday, October 7. The Senate is likely to pass the short-term extension by unanimous consent, as the remainder of time on the Senate calendar has been dedicated to Supreme Court Justice nominee Brett Kavanaugh.

The bill (H.R. 302) also includes the Disaster Recovery Reform Act, the National Transportation Safety Board Reauthorization Act and the Transportation Security Administration reauthorization, among other non-aviation provisions

Innovative Federal Strategies LLC

House Holds Hearing on Wildfires

The House Committee on Energy and Commerce Subcommittee on Environment held a hearing to examine air quality impacts of wildfires and mitigation and management strategies from stakeholders. The hearing also explored the available tools and best practices to reduce and manage the air quality impacts of wildfires.

Wildfires are a significant source of emissions, especially particulate matter, and often cause the worst air quality days of the year in smoke impacted communities. Researchers have found that wildfires can cause air quality to be 5 to 15 times worse than the air quality on an average day. Moreover, severe wildfire seasons can result in communities experiencing continuous unhealthy air quality conditions for weeks at a time.

Witnesses on the panel presenting before the Subcommittee included Mary Anderson, Mobile and Area Source Program Manager, Air Quality Division, Idaho Department of Environmental Quality; the Honorable Herman E. Baertschiger, Jr., Senator, Oregon State Senate; Tom Boggus, State Forester and Director, Texas A&M Forest Service, on behalf of National Association of State Foresters; Sonya Germann, State Forester, Montana Department of Natural Resources and Conservation, Forestry Division, on behalf of National Association of State Foresters; and Collin O'Mara, President and CEO, National Wildlife Federation (NWF).

The panel provided suggestions to mitigate wildfires and therefore reduce risk of hazardous air quality emissions, including:

- Proscribed burns/control burns mitigate intensity and impact;
- Immediate suppression of wildfires would alleviate impact;
- Smoke management plans, (some states have implemented these);
- Innovative solutions could come from working with all stakeholders – having an open and honest dialogue based on facts and science (such as environmental quality folks, regulators, lawmakers, and landowners).

Collin O'Mara, NWF President, requested Congress examine the FY2018 Omnibus, in which a last-minute change was implemented delaying necessary wildfire mitigation and reconstruction funding from 2018 to 2020. Mr. O'Mara stressed the need for reconstruction from these wildfires sooner than 2020. Additionally, Mr. O'Mara highlighted the provisions in the 2018 Farm Bill, including the collaborative forest landscape program.

Leader McConnell Plans to Keep Senate Working in October

Senate Majority Leader Mitch McConnell told reporters that he plans to keep the Senate in session for a large part of October, if not four entire weeks. The move would mean that vulnerable Democratic Senators would not get as many traditional days off to campaign ahead of the fall midterm elections.

On September 28 the House adjourned for the entire month of October through the November elections.

Innovative Federal Strategies LLC

FCC Chairman Ajit Pai Challenges California

The Federal Communications Commission (FCC) last year scrapped Obama-era net neutrality protections that were enacted in 2015. It asserted in its order that it has the authority to preempt states from adopting their own internet regulations.

Lawmakers in California and 29 other states have introduced bills to adopt net neutrality principles.

FCC Chairman Ajit Pai has blasted a California net neutrality bill as “illegal,” signaling possible agency action if the state’s governor signs the measure into law.

“California is the most ‘egregious example’ of a state passing net neutrality rules that defy federal internet policies,” Pai said. The bill would ban internet service providers from blocking or slowing legal traffic on their networks, as well as charging customers for faster internet lanes.

The California measure would impose among the strictest regulations in the country. It would also ban “zero rating,” which is the practice of ISPs allowing consumers to stream certain content, often their own, without it being counted toward monthly data caps.

California State Sen. Scott Wiener (D), who authored the legislation, said the FCC exceeded its authority to regulate ISPs’ conduct when it rolled back net neutrality rules.

The California measure, if signed into law, would be the fourth new state net neutrality law since Pai’s FCC eliminated its rules. California Gov. Jerry Brown has not said whether he will sign the bill.

Tax Reform 2.0 Revisited

This month has highlighted the ongoing uncertainty for Tax Reform 2.0 efforts, with one-week casting doubt, and the next with House Ways and Means Committee Chairman Kevin Brady (R-TX) spotlighting the introduction of three bills that he says collectively build on the growing economic success of the Tax Cuts and Jobs Act passed by Congress in 2017. These bills make up the Republican Tax Reform 2.0 package that will lock in the individual and small business tax cuts made law in the Tax Cuts and Jobs Act, reform the way families and small business are able to save for retirement, and aim to boost innovative by growing startup businesses.

On Thursday, September 27 and Friday, September 28, the House passed the three pieces of legislation. Since they would require a filibuster proof majority in the Senate, the prospect of any of the legislation advancing is unlikely.

The three-bill package consists of the following measures:

- H.R. 6760, the Protecting Family and Small Business Tax Cuts Act of 2018, sponsored by Rep. Rodney Davis (R-IL), and cosponsored by Rep. Mark Meadows (R-NC), Rep.

Innovative Federal Strategies LLC

Mark Walker (R-NC), House Ways and Means Committee Chairman Kevin Brady (R-TX), and all other Ways and Means Committee Republicans.

- H.R. 6757, the Family Savings Act of 2018, sponsored by Rep. Mike Kelly (R-PA), and cosponsored by Rep. Paul Mitchell (R-MI), House Ways and Means Committee Chairman Kevin Brady (R-TX), and all other Ways and Means Committee Republicans.
- H.R. 6756, the American Innovation Act of 2018, sponsored by Tax Policy Subcommittee Chairman Vern Buchanan (R-FL), and cosponsored by House Ways and Means Committee Chairman Kevin Brady (R-TX) and all other Ways and Means Committee Republicans.

Trade Talks Stall

The North America Free Trade Agreement (NAFTA) talks have missed the latest in a string of deadlines, leaving all eyes on the U.S. over what will happen next.

U.S. Trade Representative Robert Lighthizer and Canadian Foreign Minister Chrystia Freeland met twice Wednesday, September 19 in two sessions totaling nearly four hours after staff had worked through the night.

The talks Wednesday focused largely on tariffs and dispute panels, according to a major stakeholder, Canadian Labor Leader Jerry Dias. Those subjects are two of the biggest sticking points, but time is rapidly running out for a breakthrough. The path forward, for now, remains unclear.

A deal needed to be reached within days to meet a deadline that would allow it to be signed by Mexico's outgoing president. The pressure to secure an agreement quickly is meant to allow time to publish the text of an agreement by Sunday, September 30. The sides were aiming to do that to meet U.S. trade law timelines and allow the deal to be signed before December, when Mexican President-elect Andres Manuel Lopez Obrador takes office.

If the deadline is missed, President Donald Trump has threatened to proceed with Mexico only, potentially quitting the existing NAFTA pact.

U.S. Trade Representative Robert Lighthizer, in a briefing to House Ways and Means Committee members on Thursday, September 27, said he sees March 2019 as the earliest that Congress could vote to approve the revamped North American Free Trade Agreement.

President Trump continued to hit at China the week of September 17, days after announcing another round of tariffs, and consequently signaling the trade war will not end any time soon. His biggest strike yet in a growing trade fight between the world's biggest economies will see a 10 percent duty applied to \$200 billion of Chinese imports, which could rise to 25 percent next year. He's threatened duties on a further \$267 billion of made-in-China goods, which would hit nearly all other consumer products including mobile phones, shoes and clothes.

Innovative Federal Strategies LLC

The decision is likely to put additional pressure on American companies that say Trump's trade dispute with Beijing is increasing uncertainty and boosting costs. Industry groups including the National Retail Federation have been pushing the administration to spare firms and consumers from import tariffs. While the Administration argues that tariffs give the country leverage as it pushes China to reduce trade barriers and protect American firms from unfair practices, such as theft of intellectual property.

Government Reorganization Bill Approved by Senate Committee

Earlier this year, the Office of Management and Budget released a sweeping reorganization plan that included proposals to merge the Education and Labor departments, consolidate welfare programs and privatize the Postal Service and the Federal Aviation Administration. As you will recall, various appropriations bills included language to reject these proposals for departmental and agency reorganization without Congressional approval.

However, Senate Homeland Security and Governmental Affairs Committee Ron Johnson (R-WI) introduced a bill that would give President Donald Trump the ability to consolidate government agencies under a fast-track congressional procedure. The bill was approved on Wednesday, September 26 by the Senate Homeland Security and Governmental Affairs Committee.

The Reforming Government Act (S. 3137) was approved by voice vote after a compromise amendment drafted by Sen. Heidi Heitkamp (D-N.D.) was adopted. The sticking point for Democrats had been that the bill would guarantee a simple majority vote for passage of a reorganization plan, which they said could be abused by the party in power and produce partisan results.

The amendment would provide a choice: either a reorganization bill would have to get 60 votes to overcome a traditional Senate filibuster, or the bill could have sponsorship by five majority and five minority-party senators and be subject to a simple, 51-vote threshold.

Outlook for the Coming Month

While the Senate is poised to work through some, if not the majority, of October the House is expected to recess by Friday, September 28 through Tuesday, November 13, which is after the midterm elections.

The immediate focus of the Senate will continue to be the confirmation of Supreme Court nominee Brett Kavanaugh and other nominees as the Senate works through its tranche of remaining bills and nominees in October. The Senate will also likely vote on the 5-year FAA bill during the first week of the month, provided an agreement is not reached by the end of Friday, September 28 or over the weekend for expedited consideration. The Senate may also consider water resources legislation.

INFORMATION
ITEM

4H



September 28, 2018

To: Inland Empire Utilities Agency
From: Michael Boccadoro
Beth Olhasso
RE: September Report

Overview:

With the Legislature officially finished for the year, the Governor was in the spotlight for the month of September as he took action on over 1,200 bills sent to him by the Legislature in 2018. SB 998 (Dodd) concerning policies and procedures for discontinuing residential water service was signed by the Governor. Eastern Municipal Water District's AB 2050 (Caballero) relating to consolidation of failing water districts sailed through the floor process but was ultimately vetoed by Governor Brown. SB 100 (de Leon) to establish a 100 percent clean energy goal passed and has already been signed by the Governor, who also issued an Executive Order establishing a "carbon neutral" goal for the state by 2050. Additionally, the Governor signed SB 901 (Dodd, D-Napa) relating to wildfire responsibility.

The Department of Water Resources (DWR) has released a Benefit-Cost Analysis for California WaterFix by Dr. David Sunding, a professor of natural resource economics at UC Berkeley. The analysis finds WaterFix could bring billions of dollars in benefits to Californians who obtain their water from participating State Water Project (SWP) contractors.

The process for a contract extension between the DWR and the State Water Contractors turned highly political at the end of the session, with the San Diego County Water Authority and anti-WaterFix advocates falsely claiming the contract extension would authorize WaterFix. After several aborted hearings, the Joint Legislative Budget Committee conducted the hearing required by statute on September 11. DWR Director Karla Nemeth spent a significant amount of time trying to assure Delta Caucus members that there is a separate contract amendment process for WaterFix and that she is happy to make herself available for any legislative oversight hearings in the future. While in-Delta interests weren't ultimately satisfied, the hearing was the final step to getting the contract extended. With all the controversy drummed up over this matter, it is very likely there will be legislative attempts next year to change the contract process for WaterFix.

Inland Empire Utilities Agency

Status Report – September 2018

DWR Releases Cost-Benefit Analysis for WaterFix

The Department of Water Resources (DWR) has released a Benefit-Cost Analysis for California WaterFix by Dr. David Sunding, a professor of natural resource economics at UC Berkeley. The analysis finds WaterFix could bring billions of dollars in benefits to Californians who obtain their water from participating State Water Project (SWP) contractors. These benefits include improved water quality, more reliable water supplies, enhanced disaster preparedness, and climate change resilience.

The analysis concludes that the WaterFix benefits to SWP water agencies are substantial. SWP urban agencies could see about \$3.1 billion in net benefits. SWP agricultural agencies could see about \$400 million in net benefits.

“Without WaterFix, State Water Project contractors will see the continued deterioration of their water supply reliability,” Sunding said. “This analysis shows there is substantial benefit for both urban and agricultural water users throughout the state, and that the project will be more affordable for consumers than local alternatives such as desalination and recycling.”

The report compared the benefits and costs of WaterFix to what would likely occur if WaterFix were not built, including further restrictions on existing SWP and CVP operations designed to minimize harmful reverse flows and protect species.

A notable feature of the report is that it monetizes the cost of climate change impacts and the benefits of offsetting those impacts. “WaterFix helps mitigate the impacts of climate change on the state’s water supply system,” Sunding said. “This feature of the WaterFix alone is worth several billion dollars and is an important rationale for implementing the project.”

SB 100 (deLeon): 100 Percent Clean Energy Standard and Governor’s Executive Order on Carbon Neutrality

As originally introduced, SB 100 sought to increase the Renewable Portfolio Standard (RPS) to 100% renewable energy by 2045. As amended in the Assembly, the measure now requires all power generation to come solely from clean or “carbon-free” energy sources. In the interim, the bill expedites the state’s RPS requirements which is currently set at 50% by 2030. Additionally, the bill creates a goal for the state to meet all its retail electric supply with a mix of RPS-eligible and zero carbon resources by 2045.

New requirements under SB 100 include:

2026: 50% RPS

2030: 60% RPS

2045: Planning goal of 100% mix of RPS-eligible and zero carbon resources

Ahead of the Governor's summit on climate change in San Francisco, Governor Brown signed SB 100. Additionally, at the signing ceremony, he said, "California is committed to doing whatever is necessary to meet the existential threat of climate change."

At the SB 100 signing ceremony, Brown also announced an executive order directing California to achieve carbon neutrality-meaning it would remove as much carbon dioxide from the atmosphere as it emits, also by 2045. The state has previously committed to reducing greenhouse gas emissions to 80 percent below 1990 levels by 2050.

The order, which could be rescinded by a future governor after Brown terms out in 2019, instructs the California Air Resources Board to develop a framework for reaching carbon neutrality. Board officials said strategies could include capturing and sequestering carbon in agricultural production, such as in soil, building materials, thinning forests to reduce wildfire risk and restoring ecosystems, like wetlands and meadows that act as natural "sinks" for carbon dioxide.

State Water Project Contracts

What should have been a fairly easy process turned political for the State Water Contractors and the Department of Water Resources (DWR). DWR and the Contractors have been in discussions for years hashing out the details of extending the contract between the two parties beyond 2035. The extension is necessary so that bonds for normal operating expenses and projects can be issued beyond 2035, ensuring more favorable rates.

As discussed in previous reports, the process for DWR and the Contractors became complicated after the San Diego County Water Authority and anti-WaterFix advocates successfully lobbied to have the final statutorily required hearing of the Joint Budget Committee, cancelled several times. The third attempt at a hearing set for September 11, went ahead as scheduled, but was not without significant questioning of DWR Director Karla Nemeth.

The main controversy with the hearing and the extension has been the belief that the contract extension would somehow authorize WaterFix. Chair Mitchell started the hearing clearly stating that there is a separate process for WaterFix and this contract extension is about the every-day operation of the SWP. The Legislative Analyst's Office (LAO) gave an overview of the SWP and the contract extension process, and noted that the LAO has been suggesting for years that the Legislature should have more oversight and control over the SWP.

Director Nemeth was extensively questioned by in-Delta interests about the contract and how it pertains to WaterFix. There was confusion because the contract extension covers all financing including WaterFix eventually, but as stated multiple times by Director Nemeth and Chari Mitchell, there is a separate process for the WaterFix contract amendment and authorization.

A number of legislators expressed concern about the transparency of the contract amendment process, specifically for WaterFix, going forward and those members seemed very interested in increased legislative oversight over the SWP. Since the hearing, Chair Mitchell sent a letter to Director Nemeth asking for greater transparency in the WaterFix contract amendment process, and Director Nemeth responded with assurances DWR will work with the committee to ensure the members have all the information they need. Contract amendment negotiation meetings,

including for the WaterFix, are public meetings. It is very likely that there will be attempts in the next legislative session for increased oversight over the SWP.

Legislative Update

As reported last month, the Legislature adjourned the 2017-2018 Legislative Session on August 31. The Legislature did not take any action on the “Safe and Affordable Drinking Water Fund,” but the Speaker announced a workgroup that would work to find a compromise on the issue. Additionally, efforts to create a Western regional power grid failed to move for the second year in a row. It is likely that both issues will return when the legislature returns in January.

AB 2050 (Caballero)

Eastern Municipal Water District and the California Municipal Utilities Association introduced AB 2050 (Caballero, D-Salinas) as a complementary way to begin addressing drinking water challenges in disadvantaged communities. Their bill looks at how to consolidate failing water agencies under a larger umbrella to provide cost effective technical, managerial and financial support. The bill is supported by Metropolitan Water District of Southern California, the Association of California Water Agencies, the Santa Ana Watershed Project Authority and many local water agencies. The measure made it all the way through the legislative process but was vetoed by the Governor. In his veto message he noted that the bill would create an expensive, bureaucratic process that won't address his priority of creating a stable funding source for ongoing operations and maintenance costs for drinking water systems with contaminated water.

SB 998 (Dodd)

A coalition of opponents to SB 998, Senator Dodd's (D-Napa) bill regarding water shutoffs, will turn their focus toward getting the measure vetoed by the Governor. The bill, passed by the Legislature, prohibits a water agency from shutting off water service to a residential customer, under certain conditions. Concerns among stakeholders remain on how the whole shutoff process would work including any Proposition 218 issues that would arise as other customers have to assume the cost of service to any residential property that does not pay their bill. The bill has made its way through three different policy committees with members wanting to support access to clean drinking water for all Californians, but also understanding the Proposition 218 issues water agencies face. Negotiations reached a stalemate with the author not willing to take amendments proposed by a coalition of water interests. ACWA, CMUA and others moved to a straight oppose position. The coalition is targeted the Governor for a veto, but he signed the bill.

Utility Response to Catastrophic Wildfires

One of the most complicated and delicate issues this legislative session has been in response to last year's catastrophic utility caused wildfires. With a tangled web of interests including fire victims, utilities, insurance companies, trial attorneys, labor unions, and ratepayers, the legislature struggled to come to an agreement on how policies related to these types of natural disaster should be handled moving forward.

In the months since the fires, Cal Fire has released various investigative reports finding PG&E's transmission lines, other equipment, and less than satisfactory maintenance to be to blame for much of the damage. This prompted PG&E to announce that claims related to the fires will likely exceed \$2.5 billion. Some have speculated that the property damage alone could be as high as \$12 billion. PG&E's liability insurance would only cover up to \$840 million in damage. Damage estimates have not yet been released for the fires in the Southern California Edison (SCE)

territory, but the issue of who is responsible for those costs, shareholders or ratepayers, will be a significant discussion.

The utilities expressed significant concern and urgency to the legislature, shareholders and others over declining credit ratings and raising the possibility of bankruptcy.

Coming out of the legislative summer recess, a Conference Committee was formed to tackle the issue. They held several public meetings and released a bill just hours before the deadline for amendments. The bill focuses heavily on forest vegetation management. Additionally, the bill allows for the CPUC to shift most of the responsibility for covering cost of the wildfires to ratepayers even when the utility has been found negligent. The costs of the 2017 fires can be “securitized” allowing PG&E to shift most of the cost to their ratepayers, who will pay a surcharge for the next 20 years. Going forward, the measure also establishes new parameters the CPUC must consider, including weather and climate change when assigning “liability”. This change will also result in more costs being shifted to ratepayers in the future. Ratepayers will continue to be on the hook for potentially billions of dollars in utility system improvements to “harden” infrastructure to prevent wildfires.

The measure was passed with bi-partisan support despite strong opposition from ratepayer and business groups who labeled the plan a utility bailout. As Southern California Edison moves into the implementation stage, it will be crucial for water agencies to engage in the discussions over de-energization. There is significant concern that SCE could shut off power for prolonged periods of time during high wind events, which would have significant impacts on water and wastewater agency operations. The bill was signed by Governor Brown, whose office was involved in negotiating the bill. Now, SCE and the other IOUs will submit plans to the CPUC to “harden the system” and outline procedures for shutting off the power. Parties will have an opportunity to engage in the proceeding and offer comments before a decision is made.

**INFORMATION
ITEM**

41



CALIFORNIA STRATEGIES, LLC

Date: October 1, 2018
To: Inland Empire Utilities Agency
From: John Withers, Jim Brulte
Re: September Activity Report

1. Regional Contract

- The team has conducted four sessions on negotiations. Discussion has focused primarily on recycled water. Goal is to speed up process and achieve an early success. Gathering lists of contract-reports. Preparing reports "score card" to determine value of each report.

2. Proposition One Grant Application

- Project received full funding of \$206.90 million.
- Developing work plan with Sylvie Lee as lead staff.
- Team of GEI (economics), WSC (communication)
- Board workshops planned 10/3 and 11/7

3. Chino Basin Water Bank

- Kicked off Phase 2 (tech and econ evaluation).
- Structure format with Watermaster
- Storage framework by 10/01.
- Optimum Basin Management Plan
- Storage Management Plan

INFORMATION
ITEM

4J

Federal Legislation of Significance

Bill Number	Sponsor	Title and/or Summary	Summary/Status
H.R. 8/ S.2800 (subsequently replaced by S.3021)	Rep. Bill Shuster(R-PA)/ Sen. John Barrasso (R-WY)	Water Resources Development Act/ America's Water Infrastructure Act of 2018 (America's Water Infrastructure Act of 2018)	<p>The bill authorizes proposed U.S. Army Corps of Engineers civil works activities and provides reforms to the Corps. WARDA authorizes locally driven, but nationally vital, investments in the Nation's water resources infrastructure. It strengthens economic growth and competitiveness, helps move goods throughout the country and abroad, and protects our communities. The legislation passed the House on June 6, 2018 by a vote of 408 to 2. It was received in the Senate and placed on the Senate Legislative Calendar under General Orders.</p> <p>The Senate version of the bill, America's Water Infrastructure Act of 2018 was introduced in May 8, 2018. The legislation was marked and reported favorably out of committee on Tuesday, May 22, 2018. Senator Barrasso filed a written report to accompany the bill on July 10, 2018.</p> <p>Since the Senate was unable to pass its own legislation, the House and Senate pre-conferenced legislation in a bipartisan manner, which was passed the House as a substitute amendment to S. 3021. The Senate is expected to have the votes to pass the legislation, though the timeline for floor consideration is unclear.</p>
H.R.5895	Rep. Mike Simpson (R-ID)	Fiscal 2019 Energy and Water Development, Legislative Branch, and MilCon-VA Appropriations "Minibus"	<p>Provides FY2019 appropriations for U.S. Army Corps of Engineers civil works projects, the Department of the Interior's Bureau of Reclamation, the Department of Energy (DOE), and independent agencies such as the Nuclear Regulatory Commission. The legislative branch section, would provide additional funds for the Office of Compliance for training and higher caseloads. The office handles workplace protection complaints for the legislative branch. It also would block the automatic cost-of-living increase for members of Congress. The legislation would also appropriate funding for military construction and the Department of Veteran's Affairs.</p> <p>The legislation was passed in both the House and the Senate and was conferenced to reconcile discrepancies. It became Public Law (PL-115-244) on September 21, 2018.</p>
H.R. 6147	Rep. Ken Calvert (R-CA)	Fiscal 2019 Interior-Environment, Financial Services	<p>The legislation includes funding for the Department of the Interior, the Environmental Protection Agency (EPA), the Forest Service, the Indian Health Service, and various independent and related agencies. These funds are targeted to</p>

		Appropriations "Minibus"	<p>important investments in the nation's natural resources, including \$3.4 billion for the Department of the Interior and U.S. Forest Service to prevent and combat devastating wildfires.</p> <p>The legislation also contains several policy provisions Republicans say will "rein in unnecessary regulations at the EPA and other agencies." The Financial Services bill would provide funding for the United States Department of the Treasury, as well as the United States federal courts, the Executive Office of the President of the United States,</p> <p>The legislation was passed in both the House and Senate and both chambers are conferencing together in order to reconcile discrepancies between each chamber's version. Since the final conference report has not been finalized. The agencies funded by the legislation will be funded under a continuing resolution through December 7, 2018.</p>
H.R. 5609	Rep. Keith Ellison (D-MN)	Water Affordability, Transparency, Equity, and Reliability Act of 2018	<p>The legislation would establish a trust fund to provide for adequate funding for water and sewer infrastructure, and for other purposes.</p> <p>The bill was referred to the Subcommittee on Commodity Exchanges, Energy, and Credit on Tuesday, May 22, 2018 and no further action has been taken.</p>
H.R. 5003	Rep. Randy Hultgren (R-IL)	To amend the Internal Revenue Code of 1986 to reinstate advance refunding bonds	<p>The legislation was referred to the House Committee on Ways and Means on Tuesday, February 13, 2018 and no further action has been taken.</p>
H.R.4902/ S. 2364	Rep. John Katko (R-NY)/ Sen. John Boozman (R-WY)	Securing Required Funding for Water Infrastructure Now Act	<p>The legislation would amend the Water Infrastructure Finance and Innovation Act of 2014 to provide to State infrastructure financing authorities additional opportunities to receive loans under that Act to support drinking water and clean water State revolving funds to deliver water infrastructure to communities across the United States.</p> <p>The bill was referred to the Subcommittee on Water Resources and Environment on January 31, 2018, and the Subcommittee on Environment on February 2, 2018. No further action has been taken.</p> <p>The Senate version of the bill, which would amend WFIA in the same manner, was introduced on Tuesday, January 30, 2018 and was referred to the Committee on Environment and Public Works.</p>

S.2329	Sen. John Hoeven (R-ND)	Water Infrastructure Finance and Innovation Reauthorization Act of 2018	<p>This measure is designed to spur investments in water project development across the nation by supplementing federal funding of water infrastructure projects — including wastewater treatment, flood control and storm water management — with long-term, low-cost loans and loan guarantees, reauthorize and amend the Water Infrastructure Finance and Innovation Act of 2014, and double the Environmental Protection Agency’s fiscal year 19 WIFIA authorization to \$90 million and extend the program for five years, through 2024.</p> <p>The legislation was introduced Tuesday, January 23, 2018 was referred to the Committee on Environment and Public Works</p>
H.R.4492	Rep. Brian Mast (R-FL)	Water Infrastructure Finance and Innovation Reauthorization Act of 2017	<p>H.R. 4492 is a companion bill to S.2329 and would spur investments in water project development across the nation by supplementing federal funding of water infrastructure projects.</p> <p>This bill was introduced Thursday, November 30, 2017, and was referred to the Subcommittee on Water Resources and Environment, and the Subcommittee on the Environment.</p>
H.R. 5127	Rep. Grace Napolitano (D-CA)	Water Recycling Investment and Improvement Act	<p>The legislation would assist water agencies with the expansion, planning, designing, and building of water recycling plants and modernizing water infrastructure by making changes to the WIIN Act Title XVI water recycling and reuse program by removing the requirement of funding projects that are in drought or disaster areas, increasing the authorization from \$50 million to \$500 million, making the program permanent rather than sun-setting in 2021, and taking away the requirement that the projects need to be designated in an appropriations legislation.</p> <p>The bill was introduced on Tuesday, February 27, 2018, and was referred to the Subcommittee on Water Resources and Environment, and the Subcommittee on Water, Power, and Oceans.</p>
H.R. 3711	Reps. Lamar Smith (R-TX)/Ken Calvert (R-CA) /Bob Goodlatte (R-VA)	Legal Workforce Act	<p>A bill that would require all U.S. employers to use the E-Verify electronic employment verification system. The requirement would be phased over a two-year period, starting with the largest employers. The agriculture industry would have an additional six months (or 30 months total) to come into compliance.</p> <p>H.R. 3711 was referred to the Committee on the Judiciary, and in addition to the Committees on Ways and Means, and Education and the Workforce on Friday, September 8th. On Wednesday, September 27th, H.R.3711 was referred to Judiciary Subcommittee on Immigration and Border Security. Judiciary Committee Consideration and Mark-up Session was held on Wednesday, October 25th. H.R.</p>

			3711 was ordered and reported (amended) by the yeas and nays: 20-10 on October 25, 2017.
H.R. 23	Rep. David Valadao (R-CA)	Gaining Responsibility on Water Act of 2017	<p>Among other things the legislation would require regulators to comply with the Bay-Delta Accord and make changes to the state’s Central Valley and State Water projects and streamline permitting processes. The bill included provisions from multiple other bills previously passed by the House that sought to increase the flow of water to areas of California that have experienced drought over the past five years. The measure was referred to the House Committee on Natural Resources and the Committee on Agriculture.</p> <p>By a vote of 230-190, the House passed H.R. 23, as amended, on July 12, 2017. H.R. 23 was received in Senate, read twice and referred to the Committee on Energy and Natural Resources on July 18, 2017.</p>
H.R. 4/ S.1405 (replaced by H.R.302)	Rep. Bill Shuster (R-PA)/ Sen. John Thune (R-SD)	FAA Reauthorization Act of 2018/ Federal Aviation Administration Reauthorization Act of 2017	<p>Among other issues this legislation would reauthorizes the Federal Aviation Administration for five years. Among other things the FAA reauthorization funds aviation programs, Airport Planning and Development and Noise Compatibility Planning and Programs and authorizes FAA’s Airport Improvement Program (AIP) account at \$3.350 billion annually for each of fiscal years 2018-2023.</p> <p>By a vote of 393 – 13, the House passed H.R.4. The Senate has received the bill and placed it on the Senate Legislative Calendar under General Orders but will likely vote to maintain the legislation through a short-term extension through October 7.</p> <p>The Senate version of the bill was favorably reported out of the Committee on Commerce, Science, and Transportation on May 5, 2018 and was then placed on the Senate Legislative Calendar.</p> <p>Since the Senate was unable to pass its own legislation, the House and Senate pre-conferenced legislation in a bipartisan manner, which was passed the House as a message / substitute amendment to H.R. 302. The Senate is expected to have the votes to pass the legislation, though the timeline for consideration is unclear. The Senate is likely to pass a short term reauthorization that was passed by the House to give themselves an additional week to pass the 5-year authorization.</p>

H.R. 1663	Rep. Grace Napolitano (D-CA) / Rep. Rob Wittman (R-VA)	Water Resources Research Amendments Act	<p>This legislation would extend a Federal-State partnership aimed at addressing state and regional water problems, promoting distribution and application of research results, and providing training and practical experience for water-related scientists and engineers. H.R. 1663 would authorize \$9,000,000 annually over five years for grants to water resources research institutes and require two-to-one matching with non-federal funds. It would also promote exploration of new ideas, expand research to reduce energy consumption, and bolster reporting and accountability requirements.</p> <p>The bill has been introduced in the House Committee on Natural Resources and referred to the Subcommittee on Water, Power and Oceans on March 27, 2017.</p>
H.R. 497/ S.357	Rep. Paul Cook (R-CA)/ Sen. Dianne Feinstein (D-CA)	Santa Ana River Wash Plan Land Exchange Act	<p>This bill directs the Department of the Interior: (1) to quitclaim to the San Bernardino Valley Water Conservation District in California approximately 327 acres of identified federal land administered by the Bureau of Land Management, and (2) in exchange for such land, to accept from the Conservation District a conveyance of approximately 310 acres of its land.</p> <p>On April 27th H.R. 497 passed through the House Natural Resources Committee by unanimous consent and was scheduled for the House Floor Consideration on June 2nd.</p> <p>This bill was passed by the House on June 27th by a vote of 424-0. The bill was referred to the Senate Committee on Energy and Natural Resources on June 28th and no further action has been taken.</p> <p>The Senate Environment and Public Works Committee held a hearing on S. 357 on July 26, 2017.</p> <p>On May 15, 2018 the Senate Committee on Energy and Natural Resources ordered H.R. 497 to be reported without amendment favorably.</p> <p>On August 15, 2018 Senator Murkowski from the Senate Committee on Energy and Natural Resources filed a written report to accompany H.R. 497.</p>
S. 32 / H.R. 857	Sen. Dianne Feinstein (D-CA) / Rep. Paul Cook (R-CA)	California Desert Protection and Recreation Act / California Off-Road	<p>This bill would designate important wilderness in the California desert and protect lands for recreation, wildlife and tourism. Aspects of the bill include:</p> <ul style="list-style-type: none"> • Mandate study and protection of Native American cultural trails along the Colorado River.

		Recreation and Conservation Act	<ul style="list-style-type: none"> • Designate 230,000 acres of additional wilderness area between the Avawatz Mountains near Death Valley to Imperial County’s Milpitas Wash. • Add 43,000 acres to Death Valley and Joshua Tree national parks. • Create a 75,000-plus acre special management area at Imperial County’s Vinagre Wash. • Designate Inyo County’s Alabama Hills as a National Scenic Area. • Prohibit new mining claims on 10,000 acres in Imperial County considered sacred by the Quechan Tribe. <p>Additionally, the bill protects 140,000 acres of existing off-road vehicle riding areas from mining, energy development, military base expansion or other decisions that would close them to vehicle use.</p> <p>The Senate Environment and Public Works Committee held a hearing on S.32 on July 26, 2017.</p> <p>H.R. 857, California Off-Road Recreation and Conservation Act, is a similar bill and largely aims to address similar issues. As the House has passed Congressman Cook’s bill, staff from the House and Senate are attempting to work on a path forward.</p>
H.R. 2510	Rep. Peter DeFazio (D-OR)	Water Quality Protection and Job Creation Act of 2017	<p>This bill would amend the Federal Water Pollution Control Act to authorize appropriations for State water pollution control revolving funds.</p> <p>This bill was introduced on May 19, 2017 and was referred to the Subcommittee on Water Resources and Environment.</p>
H.R. 1654	Rep. Tom McClintock (R-CA)	Water Supply Permitting Coordination Act	<p>This bill would allow water project sponsors the opportunity to use an expedited permitting process for new or expanded surface non-federal storage facilities through the Bureau of Reclamation, which would be the lead and central agency coordinating the review process.</p> <p>The House Natural Resources Committee approved the bill by a vote of 24-16 on April 27. The House Rules Committee on June 20th dictated final amendments for passage on the House Floor; this bill passed the House on June 22 by a vote of 233-180. H.R. 1654 was referred to the Senate Committee on Energy and Natural Resources on June 26 and no further action has been taken.</p>
H.R. 6084	Rep. Brian Babin (R-TX)/ Rep. Terri Sewell (D-AL)	Onsite Wastewater Recycling Efficiency Act	<p>This bill would allow for the provision of information and resources to fully use decentralized wastewater systems in the United States to provide affordable wastewater recycling and treatment.</p>

			This bill was introduced on September 13, 2018 and referred to the Subcommittee on Water Resources and Environment on September 14, 2018.
--	--	--	---

INFORMATION
ITEM

4K

State Legislation

Bill Number	Sponsor	Title and/or Summary	Summary/Status	IEUA Position
AB 1668	Friedman	An Act Relating to Water	This bill would state the intent of the Legislature to enact legislation necessary to help make water conservation a California way of life.	SUPPORT Signed by Governor
AB 1654	Rubio	An Act Relating to Water	This bill would state the intent of the Legislature to enact legislation necessary to help make water conservation a California way of life. Bill gutted and now has nothing to do with water.	WATCH Senate Natural Resources and Water
AB 1876	Frazier	Sacramento-San Joaquin Delta: Delta Stewardship Council	The Sacramento-San Joaquin Delta Reform Act of 2009 establishes the Delta Stewardship Council, which consists of 7 members, and requires the council to develop, adopt, and commence implementation of a comprehensive management plan for the Delta, known as the Delta Plan. This bill would increase the membership of the council to 13 members, including 11 voting members and 2 nonvoting members, as specified.	OPPOSE DEAD
AB 869	Rubio	Sustainable water use and demand reduction: recycled water	Excludes, from the calculation of any water use or water efficiency target established after 2020, recycled water, as specified, delivered within the service area of an urban retail or wholesale water supplier	WATCH DEAD
AB 3037	Chiu	Community Redevelopment Law of 2018	Would authorize a city or county to propose the formation of a redevelopment housing and infrastructure agency by adoption of a resolution of intention that meets specified requirements, and providing that resolution to each affected taxing entity. The bill would require the city or county that adopted that resolution to hold a public hearing on the proposal to consider all written and oral objections to the formation, as well as any recommendations of the affected taxing entities, and would authorize that city or	WATCH, and work with CSDA Died on Suspense

			county to adopt a resolution of formation at the conclusion of that hearing.	
SB 606	Skinner/Hertzberg	An Act Relating to Water	This bill would state the intent of the Legislature to enact legislation necessary to help make water conservation a California way of life.	SUPPORT Signed by Governor
SB 623 SB 844 SB 845	Monning	Water Quality: Safe and Affordable Drinking Water Fund	Would establish the Safe and Affordable Drinking Water Fund in the State Treasury and would provide that moneys in the fund are continuously appropriated to the State Water Resources Control Board. The bill would require the board to administer the fund to secure access to safe drinking water for all Californians, while also ensuring the long-term sustainability of drinking water service and infrastructure. The bill would authorize the state board to provide for the deposit into the fund of federal contributions, voluntary contributions, gifts, grants, bequests, and settlements from parties responsible for contamination of drinking water supplies.	WATCH Assembly Rules Committee DEAD
AB 2697	Gallagher	Wildlife, bird, and waterfowl habitat: idled agricultural lands	Would require the Wildlife Conservation Board to establish a program, which may include direct payments or other incentives, to encourage landowners to voluntarily cultivate or retain cover crops or other upland vegetation on idled lands to provide waterfowl, upland game bird, and other wildlife habitat cover for purposes, including, but not limited to, encouraging the use of idle agricultural lands for wildlife habitat. The bill would also authorize the department to provide incentives pursuant to the program for the creation or enhancement of waterfowl brood habitat, and to develop guidelines and criteria for the program as it deems appropriate.	WATCH 5/25 Amends removed opposition. Signed by Governor

AB 1778	Holden	Transit-Oriented Redevelopment Law of 2018	Current law dissolved redevelopment agencies as of February 1, 2012, and designates successor agencies to act as successor entities to the dissolved redevelopment agencies. This bill, the Transit-Oriented Redevelopment Law of 2018, would authorize a city or county to propose the formation of a redevelopment agency by adopting a resolution of intention that meets specified requirements, and submitting that resolution to each affected taxing entity and to each owner of land within the district.	WATCH Asm. Local Gov. Never heard in policy committee DEAD
AB 327	Gibson	South Coast Air Quality Management District: Fleets	Would authorize the governing board of the south coast district to adopt rules and regulations that require specified operators of public and commercial fleet vehicles consisting of 15 or more vehicles to purchase the cleanest commercially available vehicles, as defined, that will meet the operator's operational needs; to require the replacement of no more than 15% of existing vehicles per calendar year, as specified; and to require those cleanest commercially available vehicles to be operated, to the maximum extent feasible, in the south coast district.	WATCH Sen Trans. & Housing Failed in committee
SB 998	Dodd	Discontinuation of residential water service: urban and community water systems	Would require an urban and community water system, defined as a public water system that supplies water to more than 200 service connections, to have a written policy on discontinuation of water service to certain types of residences for nonpayment available in prescribed languages. The bill would require the policy to include certain components, be available on the system's Internet Web site, and be provided to customers in writing, upon request.	OPPOSE Signed by Governor
SB 120	Roth	Water conveyance: use of facility with unused capacity	This bill would, notwithstanding that provision, prohibit a transferor of water from using a water conveyance facility that has unused capacity to transfer water from a groundwater basin underlying desert lands, as defined, that is in the vicinity of specified federal lands or state lands to outside of the groundwater basin unless the State Lands Commission, in consultation with the Department of Fish and Wildlife, finds that the transfer of the water will not adversely affect the natural or cultural resources of those federal and state lands.	OPPOSE DEAD

**INFORMATION
ITEM**

4L

Prior Board Action:

None

Environmental Determination:

Not Applicable

Business Goal:

Attachments:

Attachment 1 - PowerPoint


Attachment 2 - IEUA FY 2017/18 Annual Water Use Report

Attachment 3 - IEUA Annual Energy Report FY 2017/18

Attachment 4 - IEUA FY 2017/18 Annual Recycled Water Report

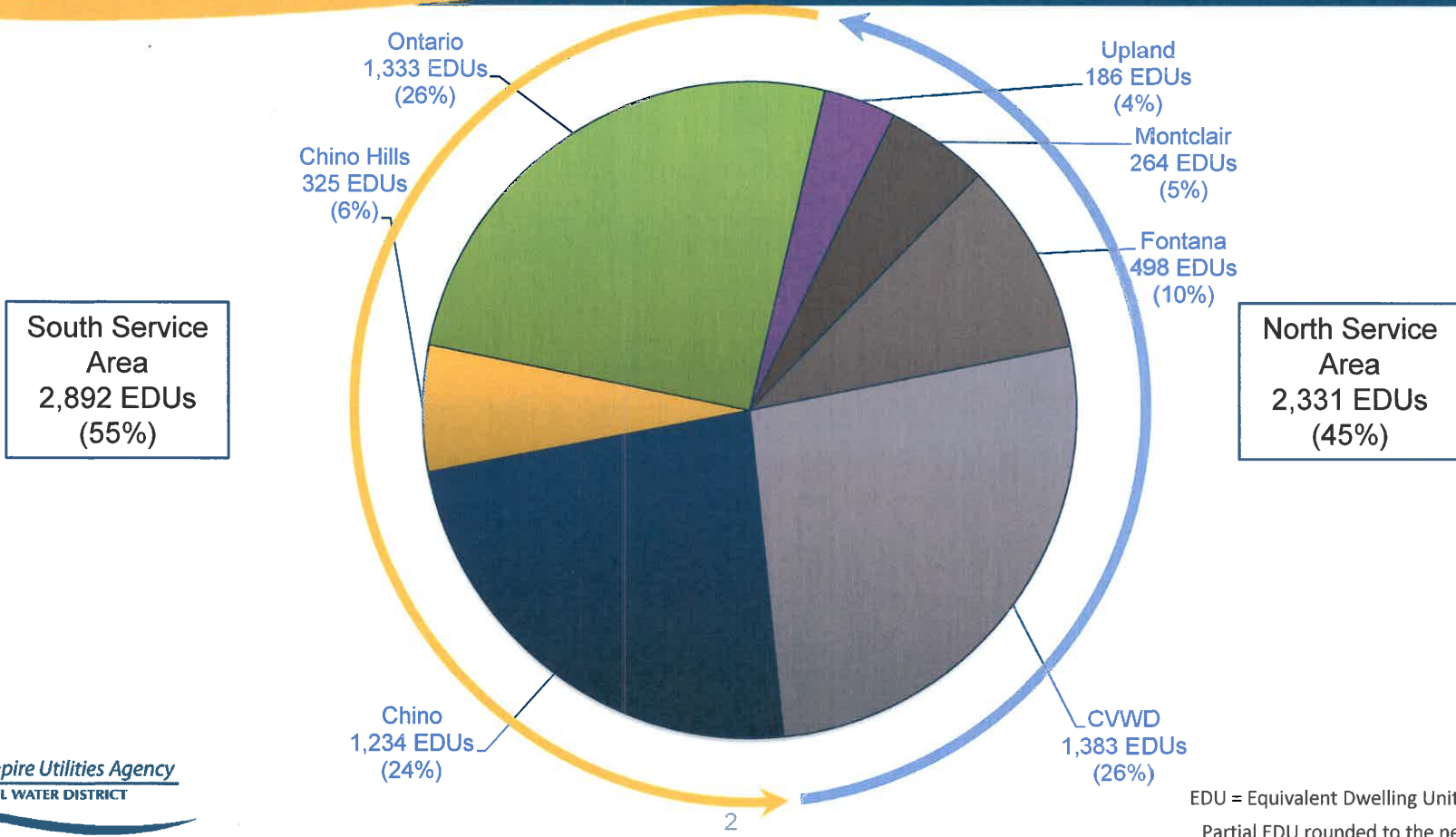
Planning & Environmental Resources Annual Reports

(10-year GROWTH FORECAST, WATER USE, RECYCLED WATER &
ENERGY)



FY17/18 Building Activity

5,223 EDUs Resulted in \$32.9M in CCRA Funding



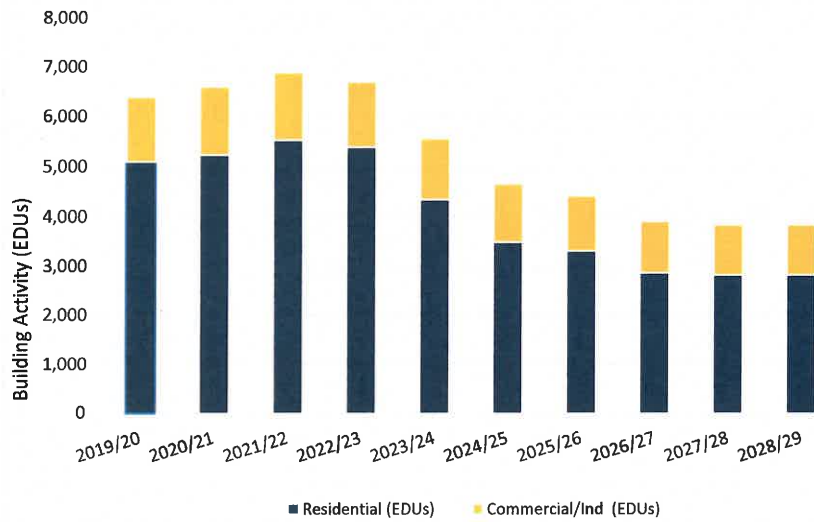
South Service Area
2,892 EDUs
(55%)

North Service Area
2,331 EDUs
(45%)

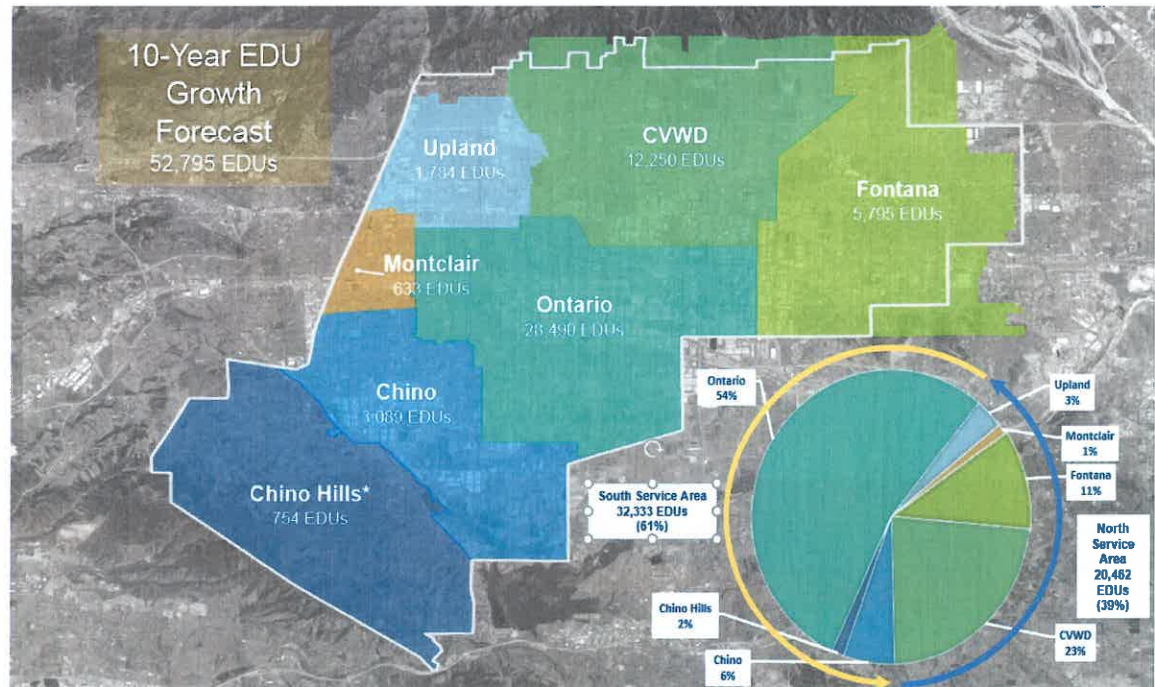


EDU = Equivalent Dwelling Unit or Single Family
Partial EDU rounded to the nearest whole number

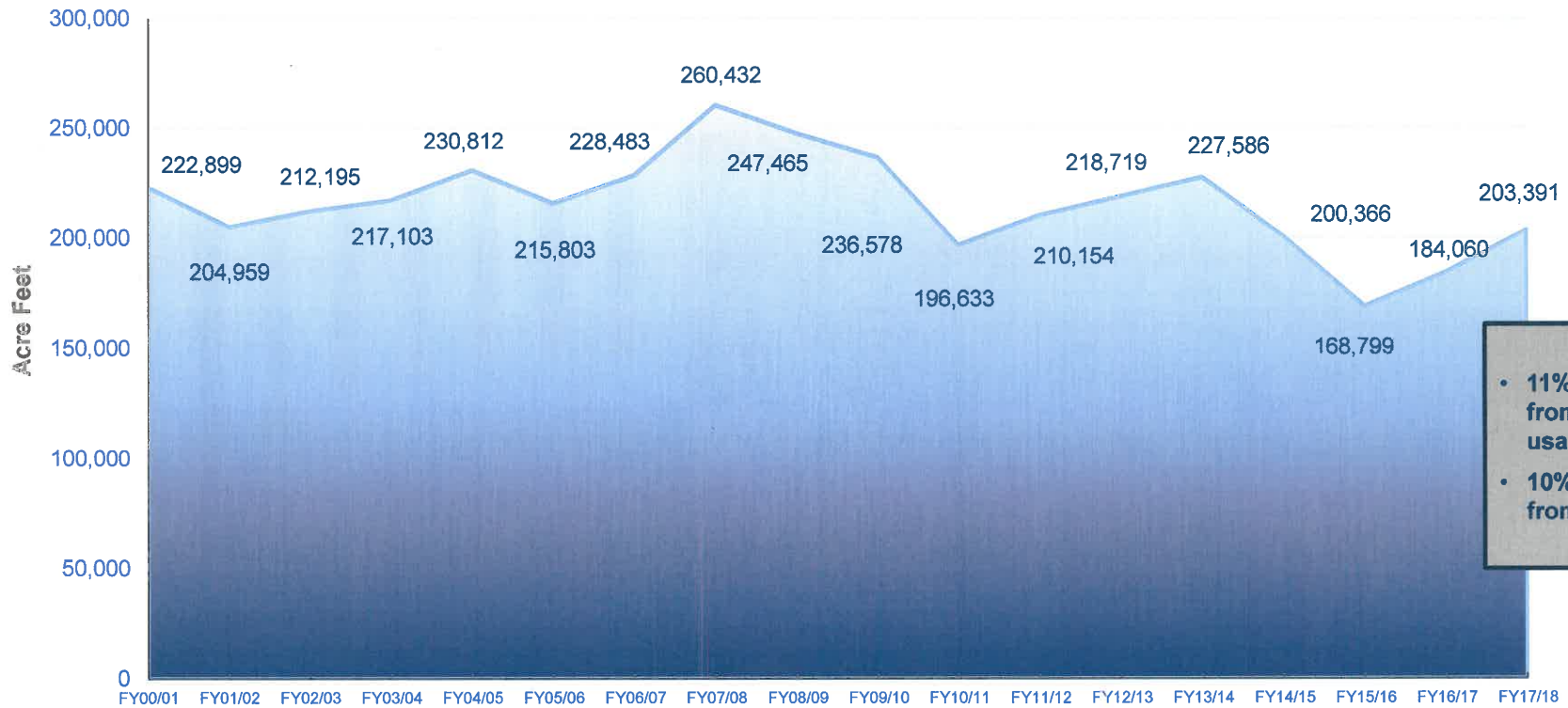
Regional Contracting Agencies EDU Projections



2017 Ten Year Growth Forecast: 55,388 EDU
2018 Ten Year Growth Forecast: 52,795 EDU



Regional Water Use Trend



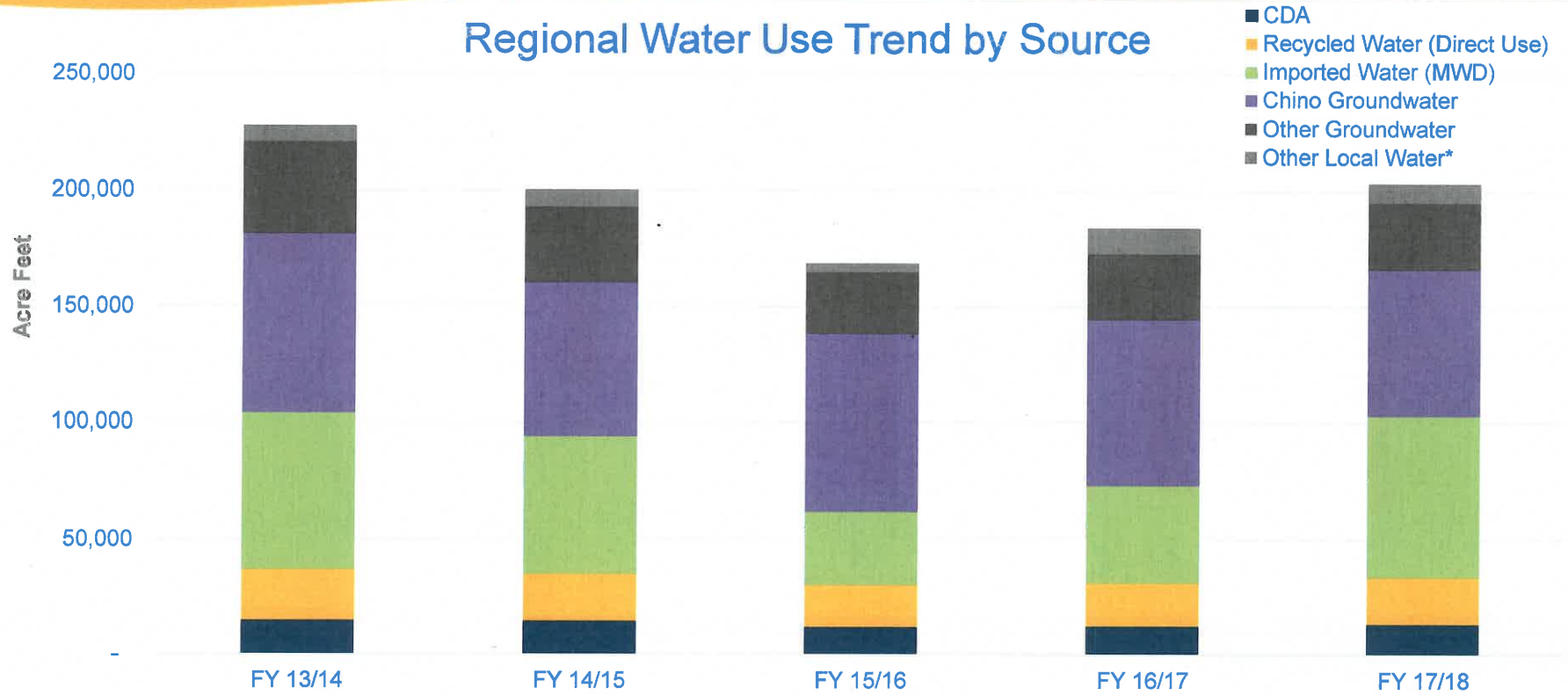
- 11% reduction from FY 13/14 usage
- 10% increase from FY16/17

Note: Total Water Use Data includes imported water, surface water, groundwater, recycled and desalter production. Excludes IEUA groundwater recharge



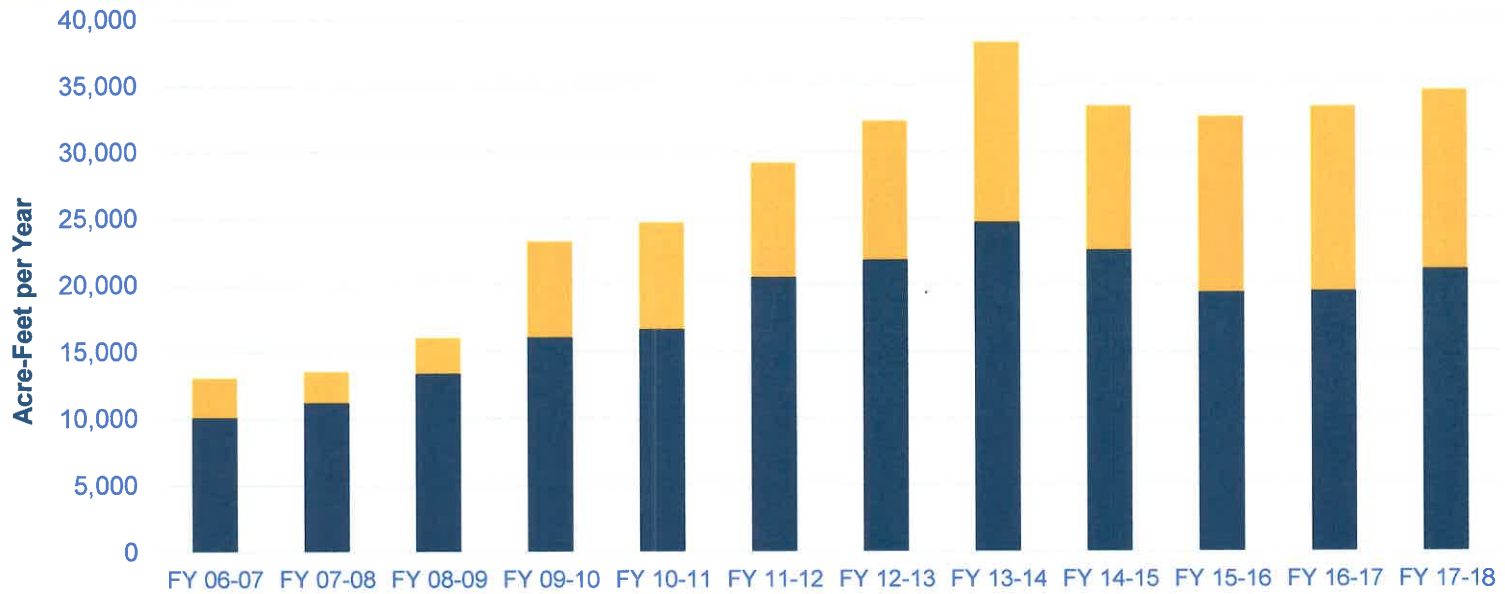
Regional Water Use Trend By Source

Regional Water Use Trend by Source



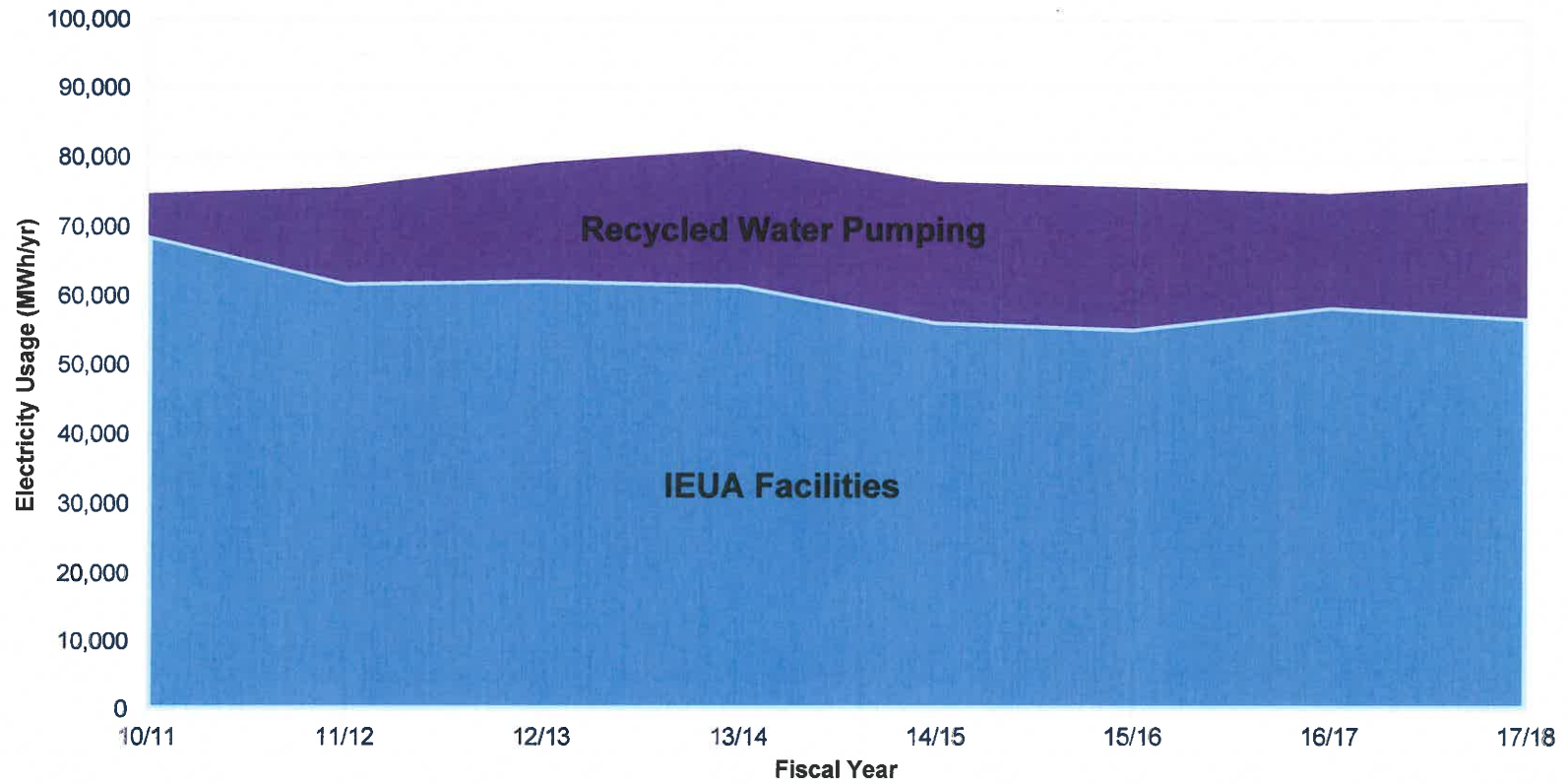
*Water purchased from other local water companies (such as SAWCo or WECWC) and surface flows

Recycled Water Deliveries



Direct	10,048	11,153	13,361	16,057	16,656	20,556	21,840	24,659	22,850	19,397	19,477	21,132
GWR	2,981	2,340	2,684	7,208	8,028	8,634	10,479	13,593	10,840	13,222	13,934	13,510
Total	13,029	13,493	16,045	23,265	24,684	29,190	32,319	38,252	33,690	32,619	33,411	34,642


Electricity Usage



2018

IEUA FY 2017-2018 Annual Water Use Report:

Retail Agency Water Use and Five Year History



Inland Empire Utilities Agency
A MUNICIPAL WATER DISTRICT



Inland Empire Utilities Agency

A MUNICIPAL WATER DISTRICT

Table of Contents

Preface.....	1
Section 1: Total IEUA Service Area Water Use for FY 2017/18.....	5
Section 2: Monthly Water Use for FY 2017/18 and 5 Year Water Use.....	9
Summary by Retail Agency	
City of Chino.....	10
City of Chino Hills.....	13
City of Ontario.....	16
Monte Vista Water District	19
City of Upland.....	22
Cucamonga Valley Water District.....	25
Fontana Water Company.....	28
San Antonio Water Company.....	31
Section 3: Appendices.....	34
Appendix A – 5-Year Historical Data	
Appendix B – Definitions	
Appendix C – Member Agency Organizational Chart	

Preface

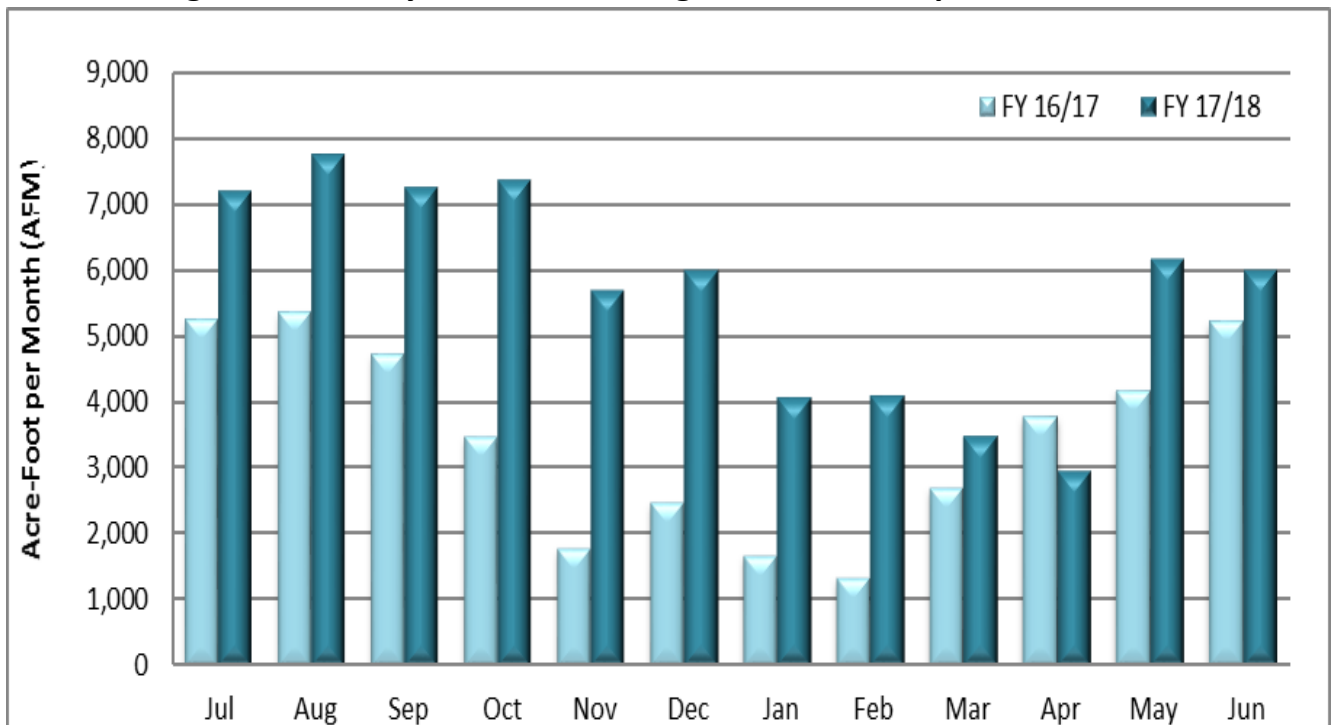
FY 2017-18 Water Use Summary Report

Inland Empire Utilities Agency (IEUA) monitors and compiles water use data from each of its retail agencies to track overall water demands and sources of supply. Each year, this data is compiled into an Annual Water Use Report. Data includes monthly water use by member agency and by source of supply, a five-year history of water use, and retail agency water usage as a percentage of the total water used in the service area.

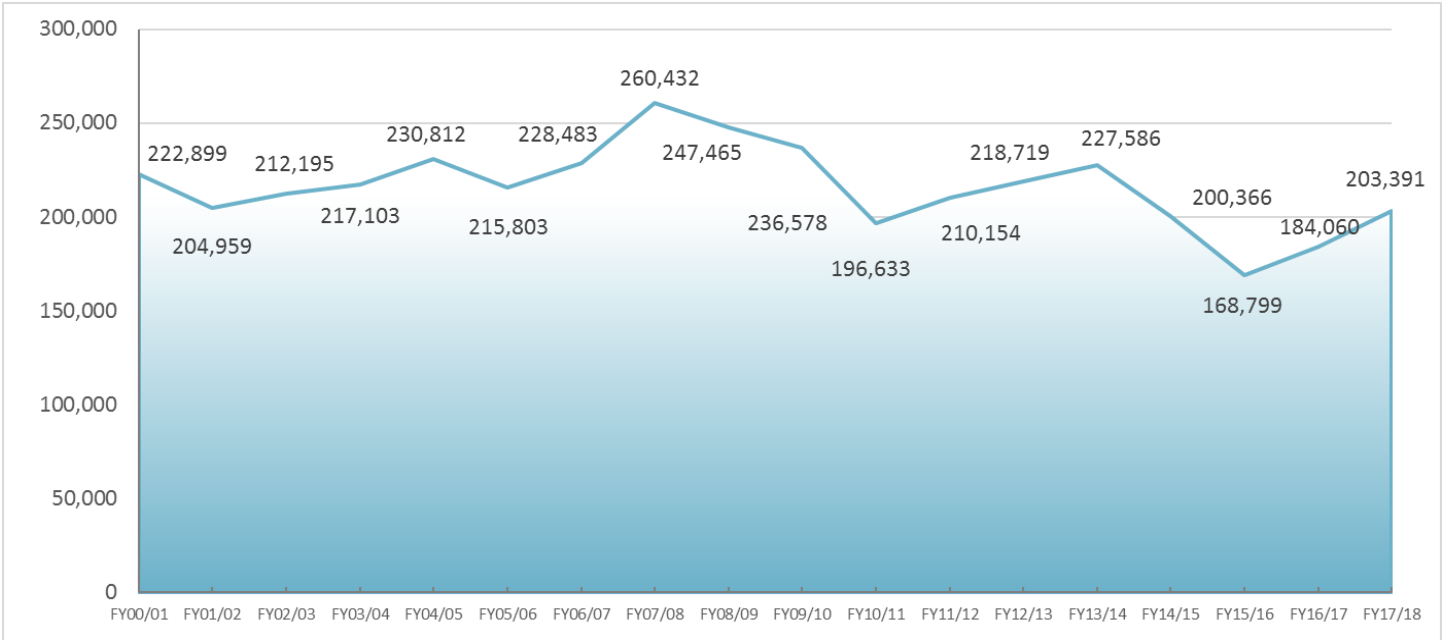
Total water consumption within IEUA's service area for FY 17/18 is 203,391 AF. This is a 10% increase (19,331 AF) from FY 2016/17, however the region is still using approximately 11% less water than before the recent drought in FY 13/14. Imported water purchases have increased while local groundwater production has decreased in response to new TCP water quality standards.

IEUA anticipates a slight increase in water usage due to the continuous high temperatures the region is experiencing. However, long-term demands are not expected to exceed the peak year of FY 07/08. This analysis came from demand modeling conducted as part of IEUA's 2015 Integrated Resources Plan (IRP) and Urban Water Management Plan (UWMP) which found that new developments in the region tend to be more water efficient due to changes in the plumbing code, higher density developments with less landscaping, and compliance with the existing model landscape ordinance requirements set forth in AB1881. It should also be noted that water usage

Regional Monthly Total Water Usage FY 17/18 Comparison to FY16/17



IEUA Member Agency Overall Total Water Use Trend

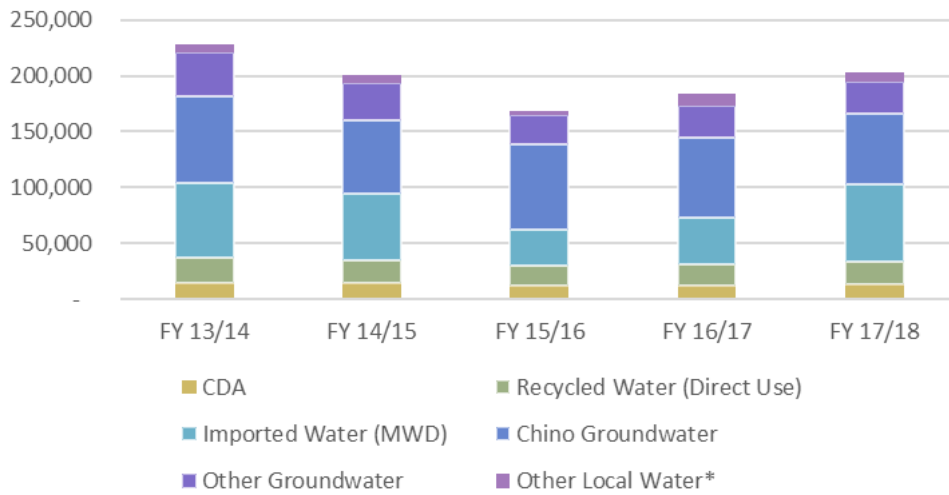


Note: Total Water Use Data includes imported water, surface water, groundwater, recycled and desalter production. Excludes IEUA groundwater recharge

has remained below projections made in the IRP and UWMP as a result of the mandatory conservation restrictions and behavioral shift that occurred during the recent drought.

In addition, the region is continuing to diversify and maximize local resource development, expand

Regional Water Use Trend by Source



*Other Local Water includes purchases from local water companies such as SAWCo and WECWC

water use efficiency programs, and assist interested member agencies with the development of budget based rate structures. These efforts will continue to prepare the service area to cope with future dry years and increase regional resiliency in the face of climate change.

Below is a summary and update on the region's major water supply efforts and programs:

- IRP Phase II is underway and has compiled over 200 water supply projects from member agencies. These projects will be used to conduct a gap-assessment , and will also included the development of a regional water supply schematic that may be used to identify infrastructure constraints, discuss potential improvements, and assess how programs such as water banking will support regional resiliency.
- Total direct recycled water deliveries to member agencies have slightly increased from 18,703 AF in FY16/17 to 20,455 AF in FY17/18. Additional details about the recycled water program are available in the IEUA FY 2017-2018 Recycled Water Annual Report.
- IEUA is continuing to work with the Agricultural Pool to identify appropriate farm sites for water efficiency upgrades. This will help maintain a sustainable Chino Basin groundwater supply.
- IEUA and its member agencies are working towards completing the Phase III expansion of the Chino Desalters. In June 2016, IEUA received \$7.2 million in support of this project. The expansion is excepted to create an additional 10,6000 AF of water per year. In FY16/17 IEUA agency's share of the production was 12,292 AF.
- IEUA and its member agencies continue to implement the water use efficiency programs outlined in the 2015-2020 Regional Water Use Efficiency Business Plan completed in June 2016. Additional details about the water use efficiency program are available in the IEUA FY 2007-2018 Water Use Efficiency Annual Report.

IEUA would like to thank its member agencies for their assistance in compiling the data contained in this report.

SECTION 1

Total Water Resources Data from FY 17/18

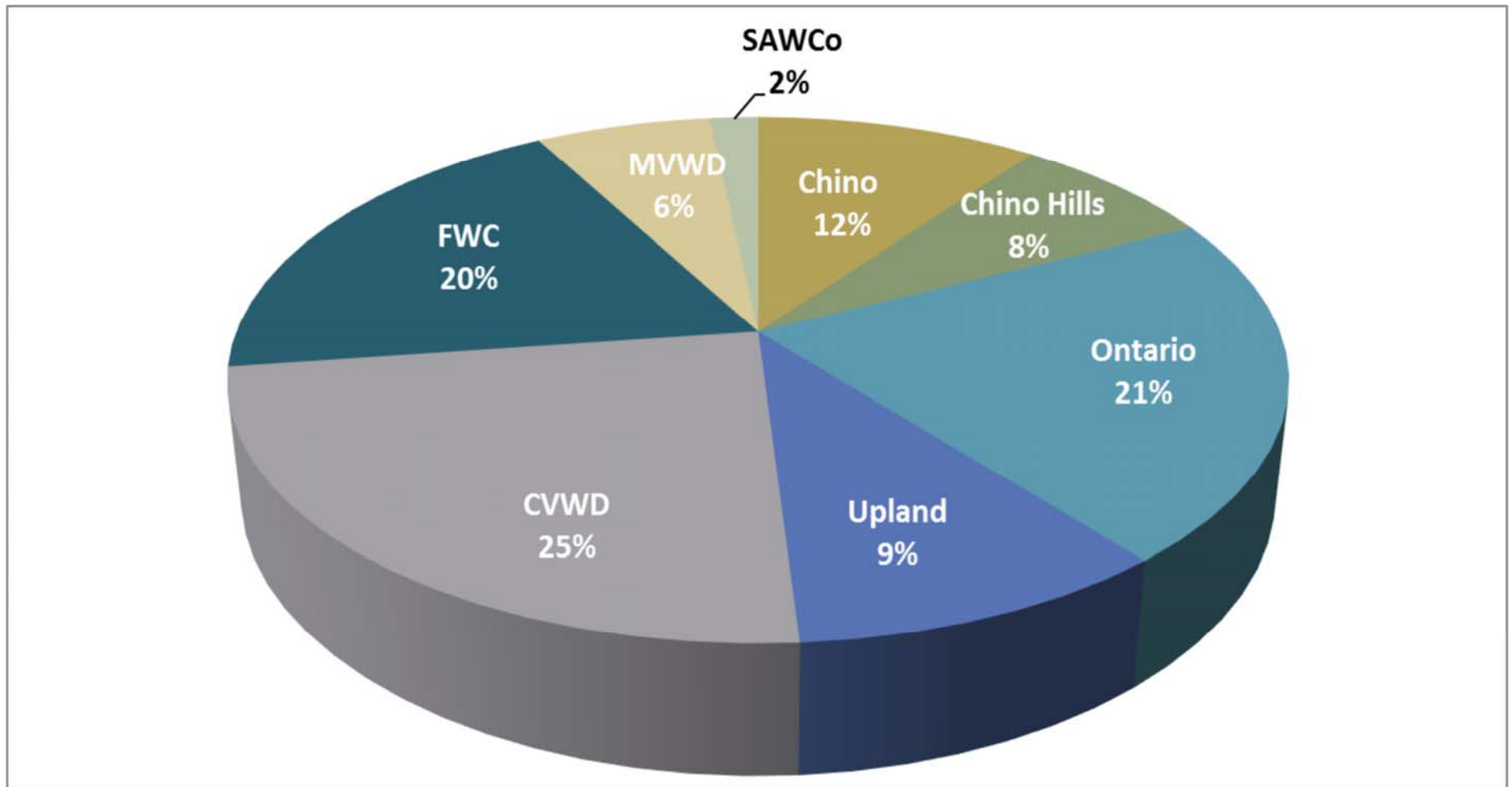
Total IEUA Service Area Water Use For FY 17/18

FY 17-18		Total IEUA Service Area Water Use by Retail Agency for FY 17-18 (AFY)								
		CHINO	CHINO HILLS	ONTARIO	UPLAND	CVWD	FWC	MVWD	SAWCo	TOTAL
Purchases from IEUA	Imported Water (MWD)	4,292	1,500	3,211	6,073	30,559	13,642	9,935	0	69,212
	Recycled (Direct Use)	6,480	1,858	9,654	706	1,263	176	318	0	20,455
Subtotal		10,772	3,358	12,865	6,779	31,822	13,818	10,253	0	89,667
Production	Chino Groundwater	5,149	2,839	26,109	1,764	6,819	11,392	8,755	428	63,255
	Other Groundwater	0	0	0	1,112	6,737	10,725	0	10,245	28,819
	Local Surface Water	0	0	0	0	3,195	2,735	0	2,020	7,950
Subtotal		5,149	2,839	26,109	2,876	16,751	24,852	8,755	12,693	100,024
Purchases from Other Agencies	CDA	4,999	4,211	4,032	0	0	0	0	0	13,242
	MVWD*	0	4,763	0	0	0	0	0	0	4,763
	SAWCo Water	0	0	341	9,197	0	0	0	0	9,538
	West End	0	0	0	1,298	0	0	0	0	1,298
	CVWD	0	0	0	0	0	0	0	0	0
Subtotal		4,999	8,974	4,373	10,495	0	0	0	0	28,841
Sales to Other Agencies*	Chino Hills**	0	0	0	0	0	0	-6,064	0	-6,064
	Ontario	0	0	0	0	0	0	0	-232	-232
	Upland	0	0	0	0	0	0	0	-8,401	-8,401
	MVWD	0	0	0	0	0	0	0	-444	-444
Subtotal		0	0	0	0	0	0	-6,064	-9,077	-15,141
Total		20,920	15,171	43,347	20,150	48,573	38,670	12,944	3,616	203,391

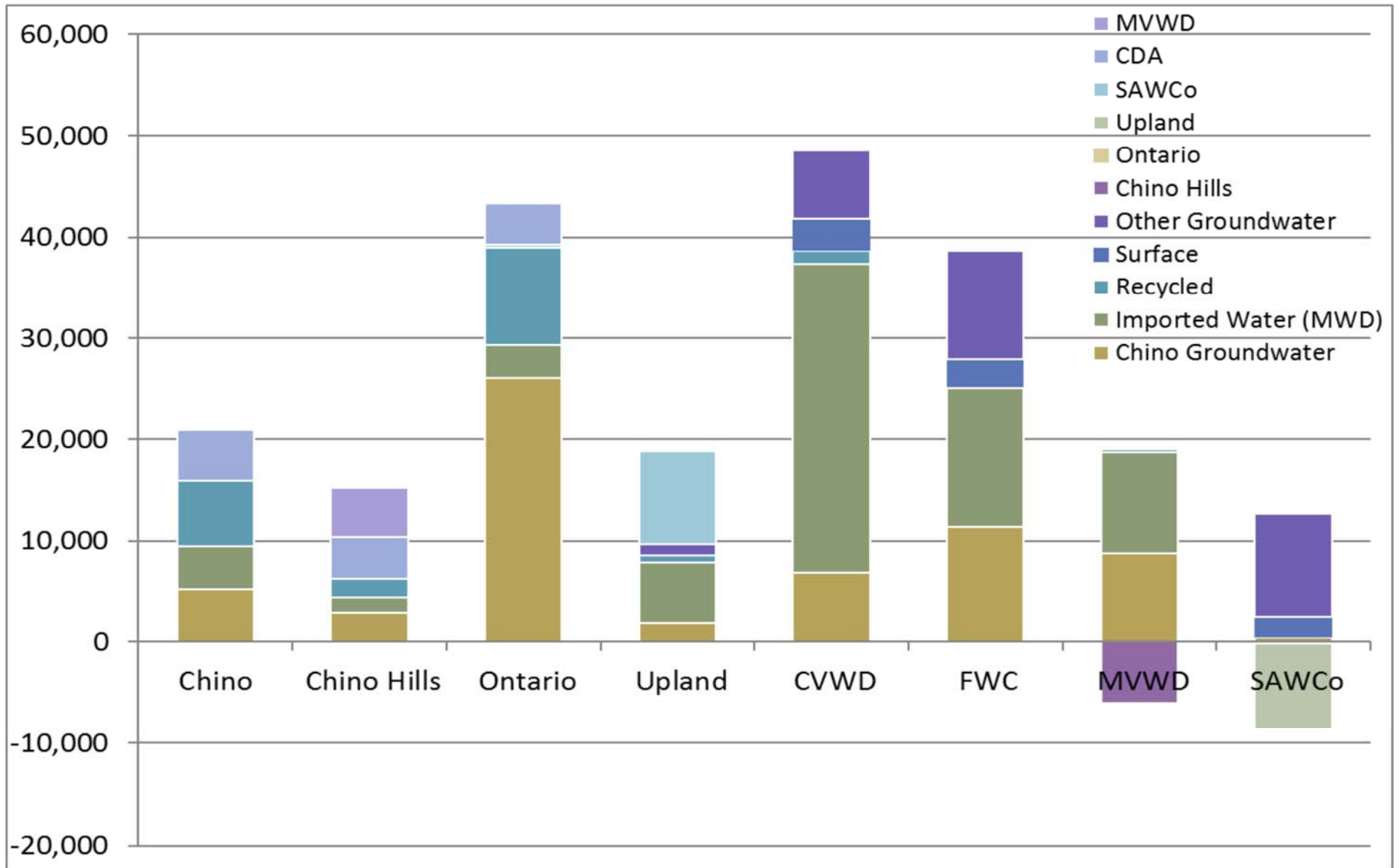
Note: All recycled water numbers in this report are based off IEUA operations data and are for direct use only.

Recycled water used for groundwater recharge may be found in the Recycled Water Report.

Total IEUA Service Area Water Use For FY 17/18



Total IEUA Service Area Water Use For FY 17/18

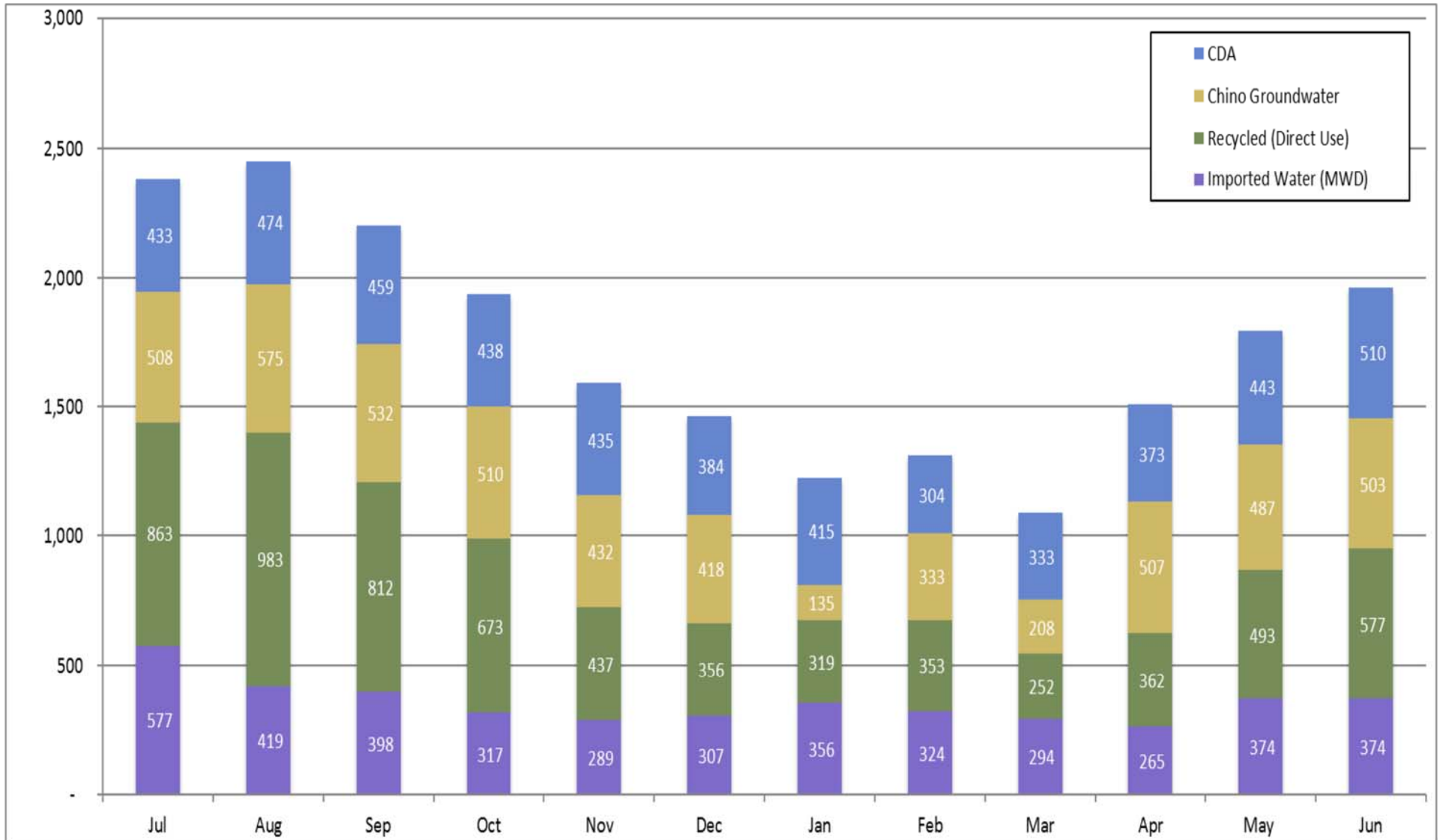


SECTION 2

Retail Water Use Data from FY 17/18 by Agency

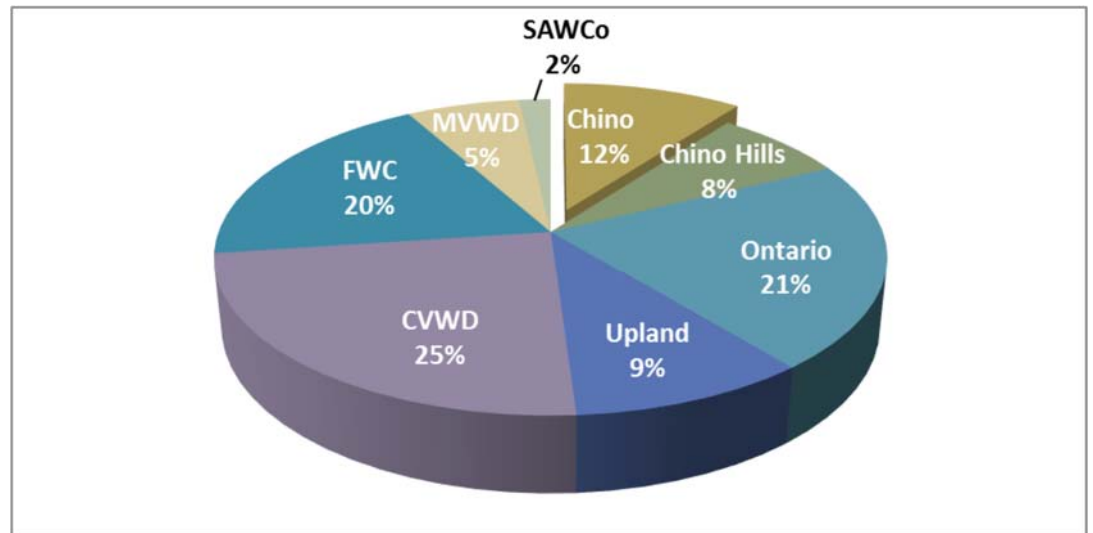
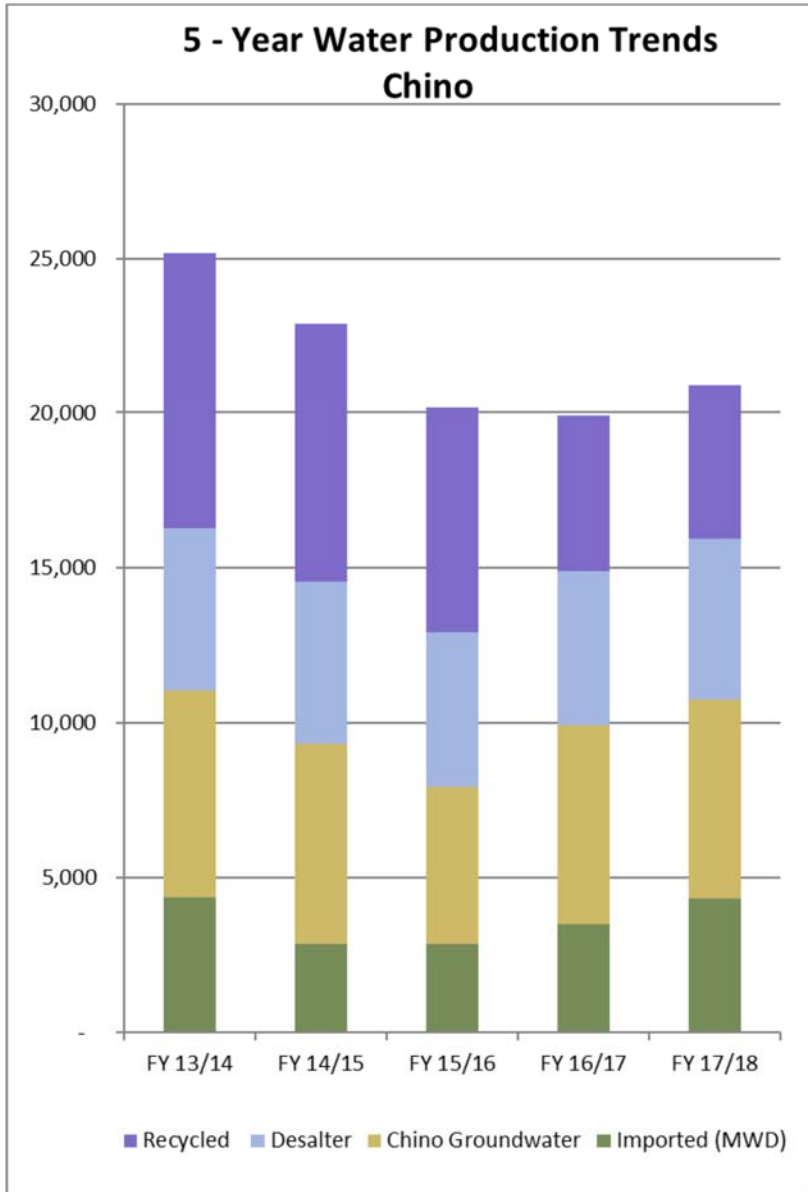
FY 17/18 Water Use Report

City of Chino



FY 17/18 Water Use Report

City of Chino



In FY 2017/18, The City of Chino used 12% (20,92 AF) of 203,391 AF used in the IEUA service area.

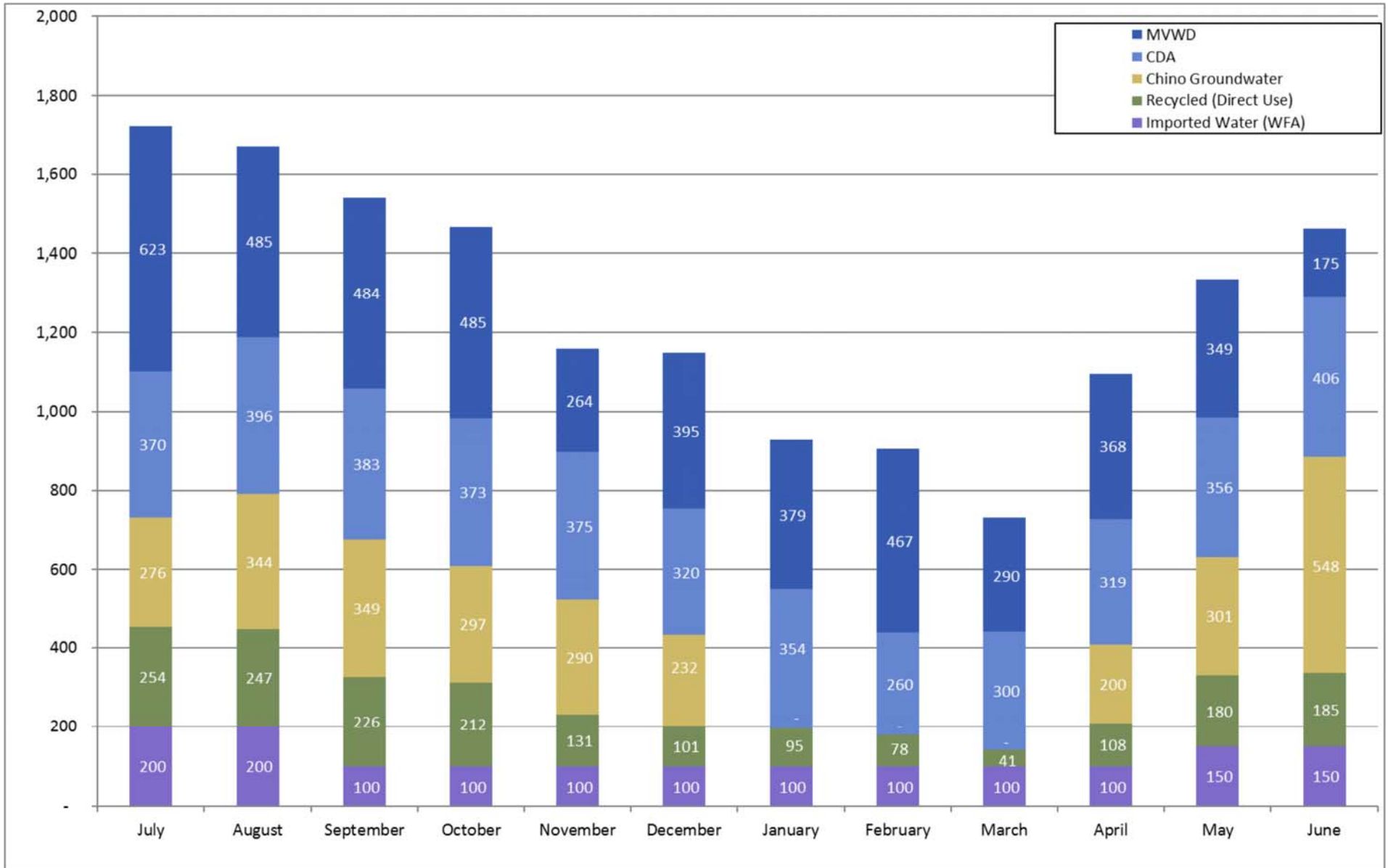
FY 17/18 Water Use Report

City of Chino

		Total IEUA Service Area Water Use By Agency for FY17-18 (AF)										City of Chino		
		July	August	September	October	November	December	January	February	March	April	May	June	Total
Purchases from IEUA	Imported Water (WFA)	577	419	398	317	289	307	356	324	294	265	374	374	4,292
	Recycle (Direct Use)	863	983	812	673	437	356	319	353	252	362	493	577	6,480
Subtotal		1,440	1,402	1,210	990	726	663	675	677	546	627	867	951	10,772
Production	Chino Groundwater	508	575	532	510	432	418	135	333	208	507	487	503	5,149
Subtotal		508	575	532	510	432	418	135	333	208	507	487	503	5,149
Agencies	CDA	433	474	459	438	435	384	415	304	333	373	443	510	4,999
Subtotal		433	474	459	438	435	384	415	304	333	373	443	510	4,999
Total		2,381	2,452	2,200	1,938	1,592	1,464	1,225	1,314	1,087	1,508	1,796	1,963	20,920

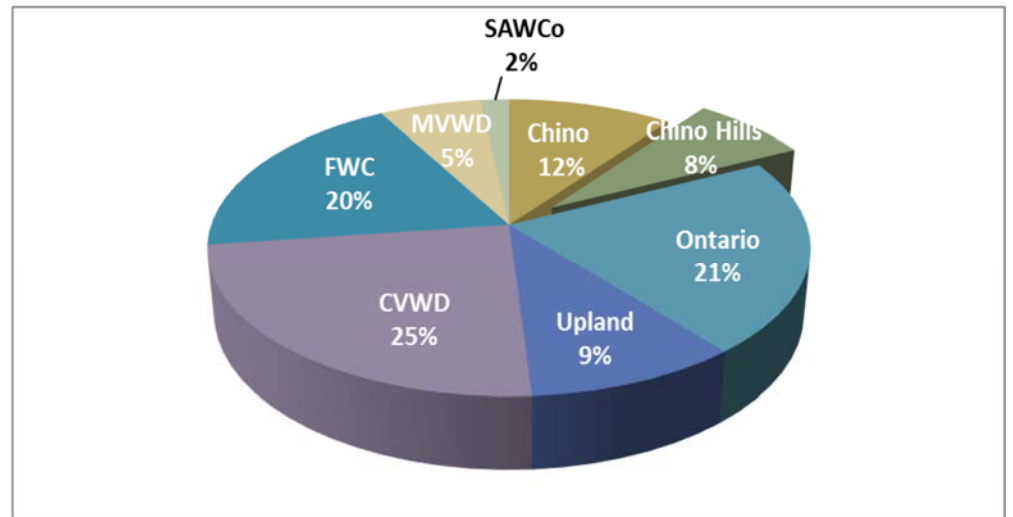
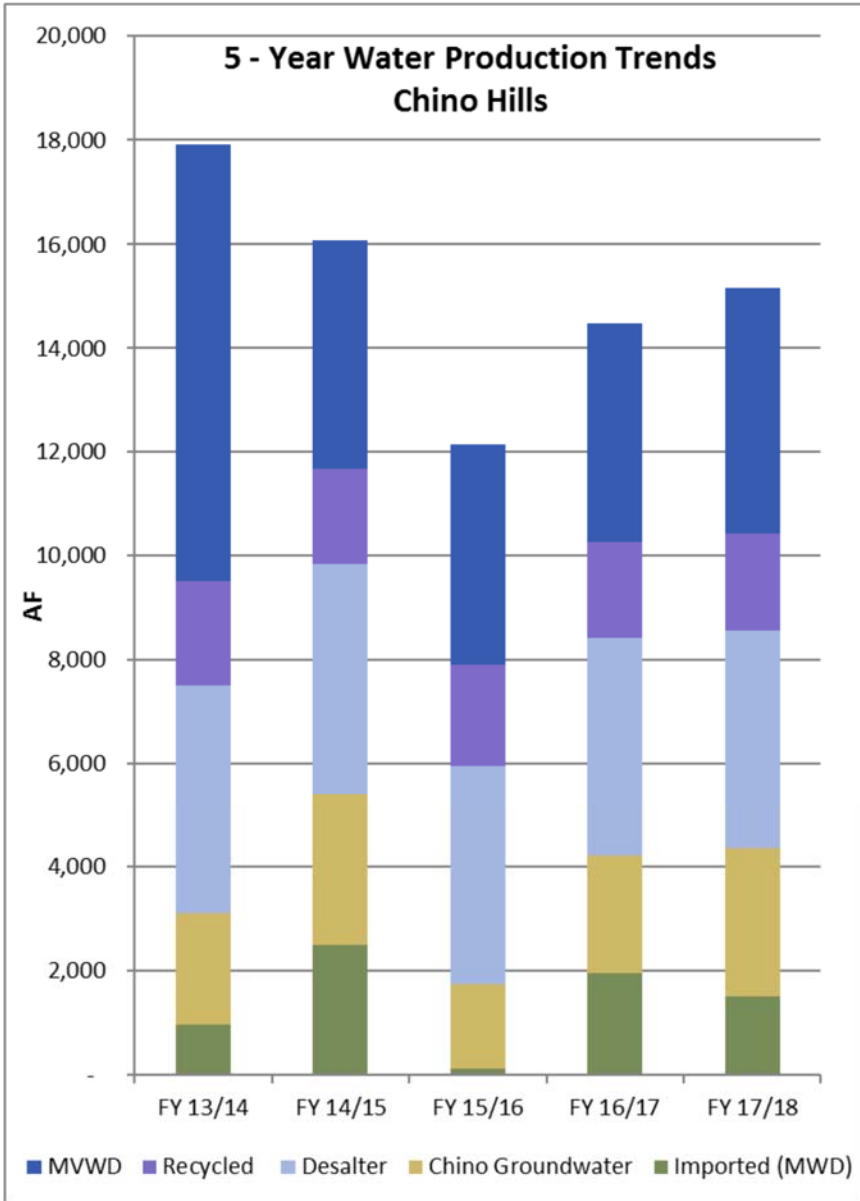
FY 17/18 Water Use Report

City of Chino Hills



FY 17/18 Water Use Report

City of Chino Hills



In FY 2017/18, The City of Chino Hills used 8% (15,171 AF) of 203,391 AF used in the IEUA service area.

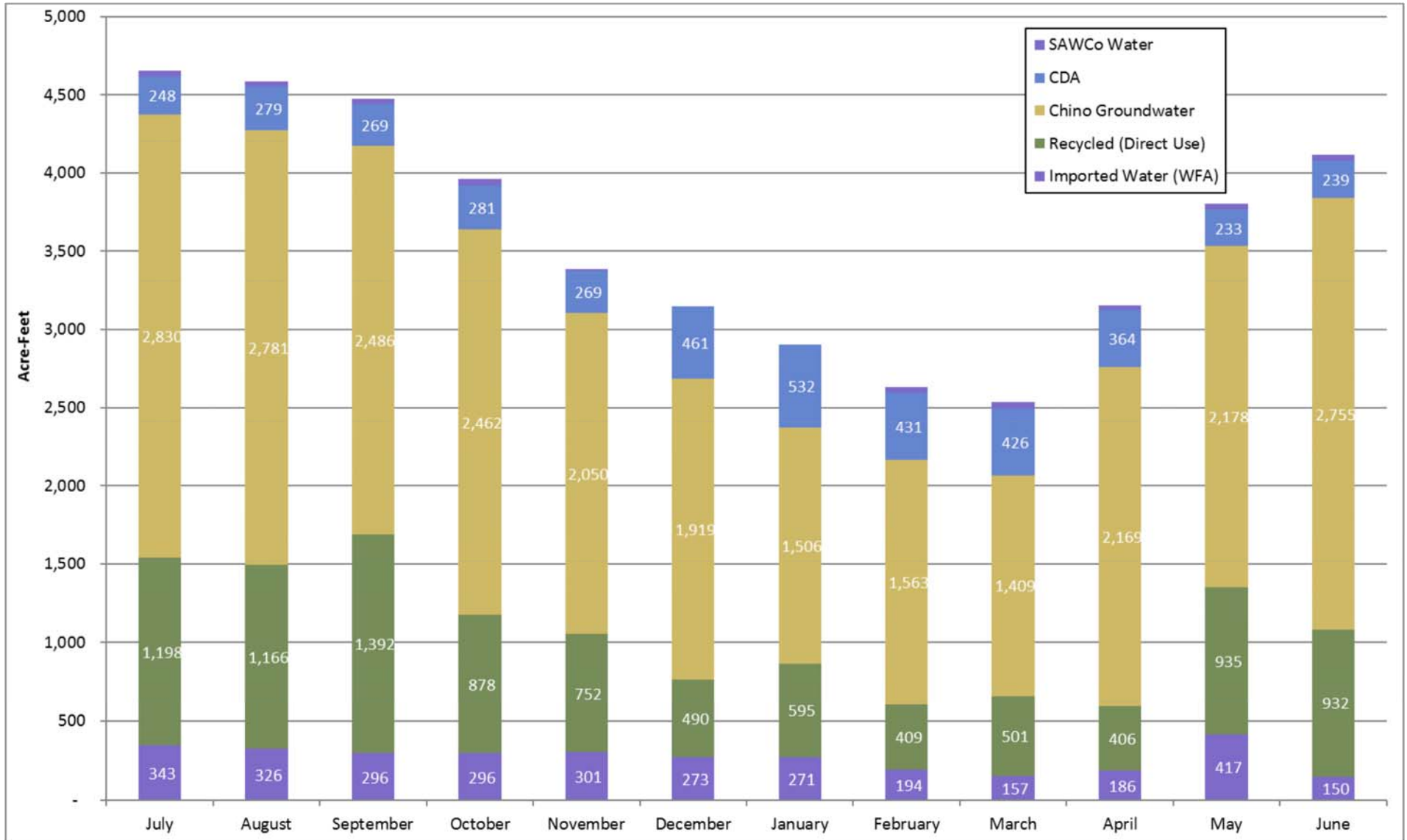
FY 17/18 Water Use Report

City of Chino Hills

		Total IEUA Service Area Water Use By Agency for FY17-18 (AF)										City of Chino Hills		
		July	August	September	October	November	December	January	February	March	April	May	June	Total
Purchases from IEUA	Imported Water (WFA)	200	200	100	100	100	100	100	100	100	100	150	150	1,500
	Recycle (Direct Use)	254	247	226	212	131	101	95	78	41	108	180	185	1,858
Subtotal		454	447	326	312	231	201	195	178	141	208	330	335	3,358
Production	Chino Groundwater	276	344	349	297	290	232	-	-	-	200	301	548	2,839
Subtotal		276	344	349	297	290	232	-	-	-	200	301	548	2,839
Purchase from other agencies	CDA	370	396	383	373	375	320	354	260	300	319	356	406	4,211
	MVWD	623	485	484	485	264	395	379	467	290	368	349	175	4,763
Subtotal		994	881	867	859	638	715	733	727	589	687	704	581	8,975
Total		1,724	1,672	1,542	1,468	1,160	1,148	928	905	730	1,095	1,335	1,464	15,171

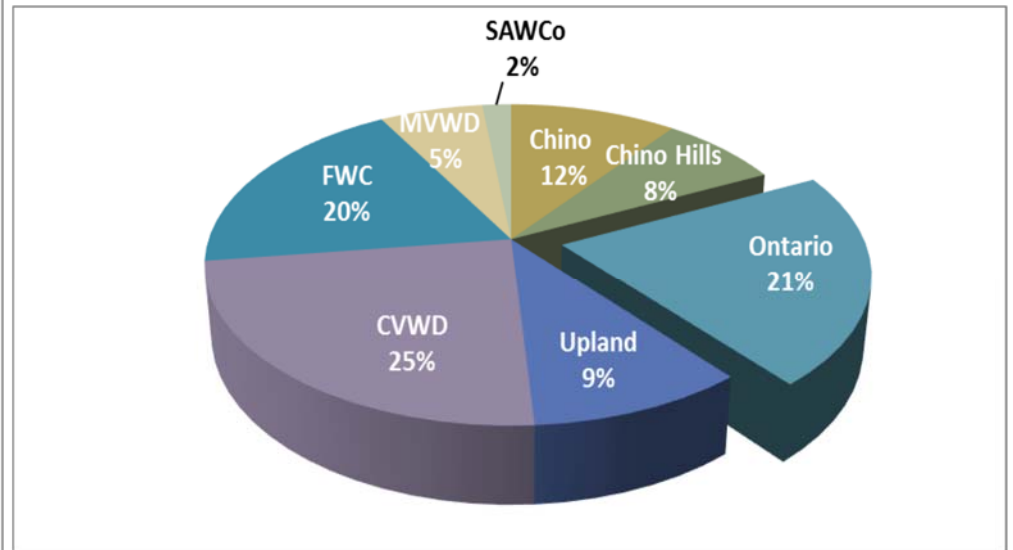
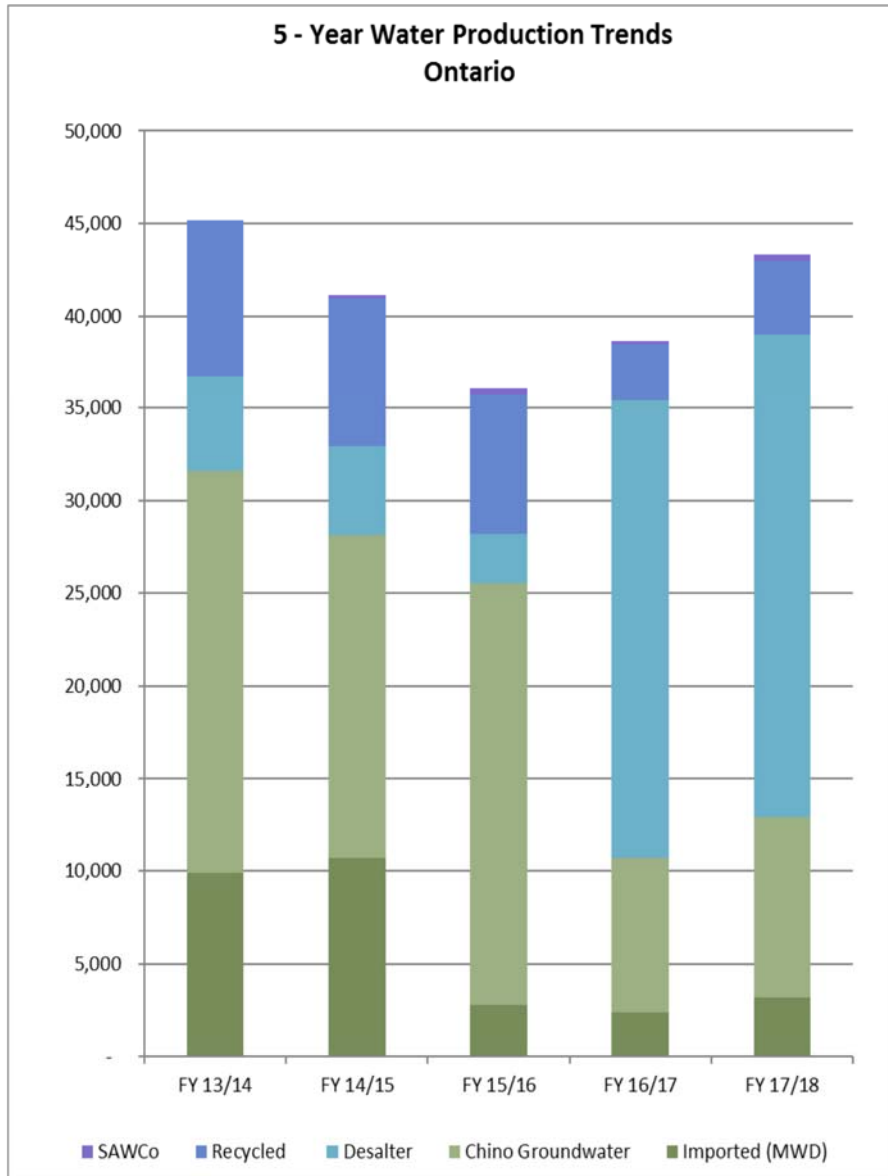
FY 17/18 Water Use Report

City of Ontario



FY 17/18 Water Use Report

City of Ontario



In FY 2017/18, The City of Ontario used 21% (43,347 AF) of 203,391 AF used in the IEUA service area.

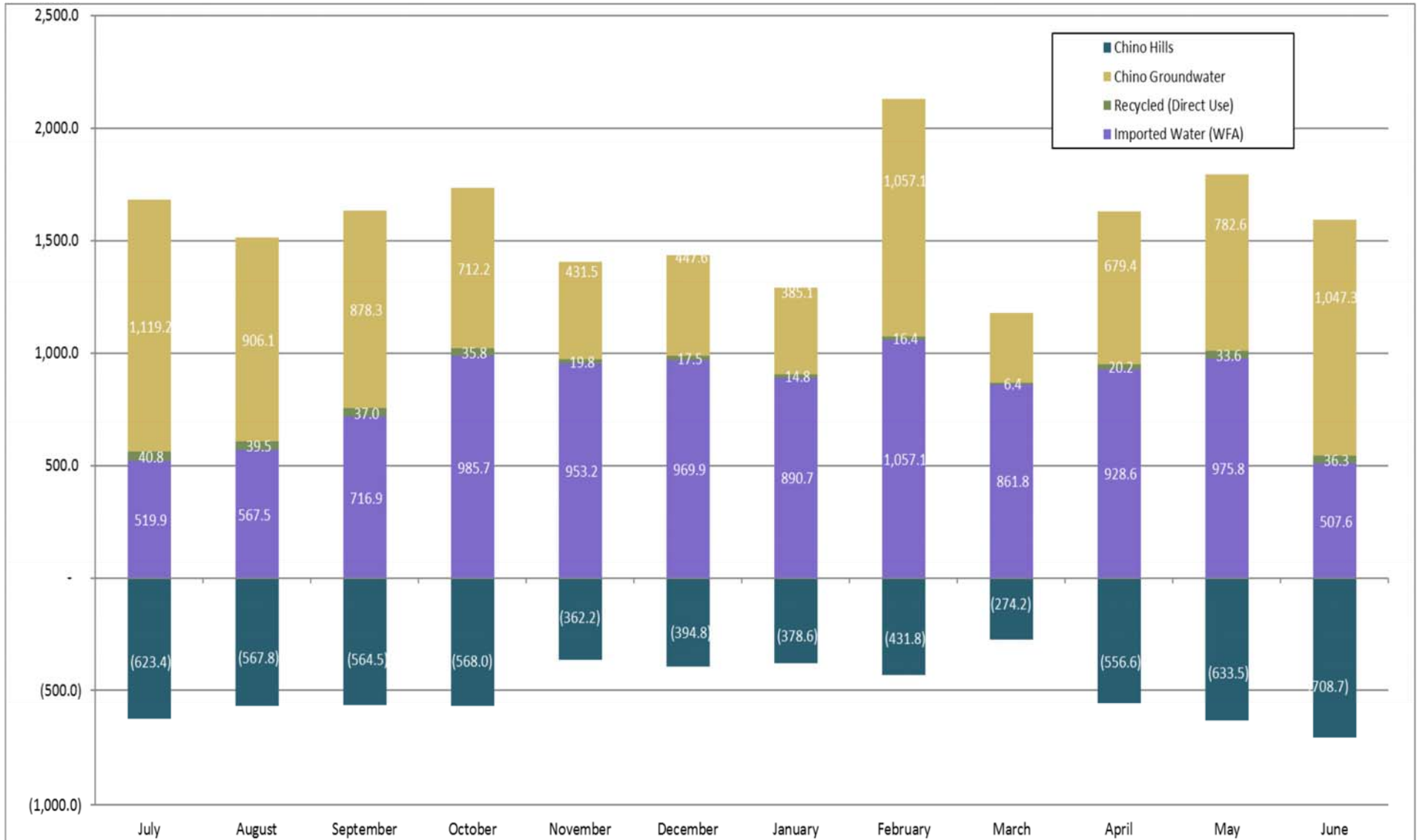
FY 17/18 Water Use Report

City of Ontario

		Total IEUA Service Area Water Use By Agency for FY17-18 (AF)										City of Ontario		
		July	August	September	October	November	December	January	February	March	April	May	June	Total
Purchases from IEUA	Imported Water (WFA)	343	326	296	296	301	273	271	194	157	186	417	150	3,211
	Recycle (Direct Use)	1198	1166	1392	878	752	490	595	409	501	406	935	932	9,654
Subtotal		1,541	1,492	1,688	1,174	1,053	763	866	603	658	592	1,352	1,082	12,865
Production	Chino Groundwater	2830	2781	2486	2462	2050	1919	1506	1563	1409	2169	2178	2755	26,109
	Subtotal	2,830	2,781	2,486	2,462	2,050	1,919	1,506	1,563	1,409	2,169	2,178	2,755	26,109
Purchase from other agencies	CDA	248	279	269	281	269	461	532	431	426	364	233	239	4,032
	SAWCo Water	36	35	34	44	13	0	0	34	42	26	39	38	341
Subtotal		284	314	303	325	283	461	532	465	468	390	272	277	4,373
Total		4,656	4,587	4,477	3,961	3,386	3,144	2,904	2,631	2,535	3,151	3,802	4,113	43,347

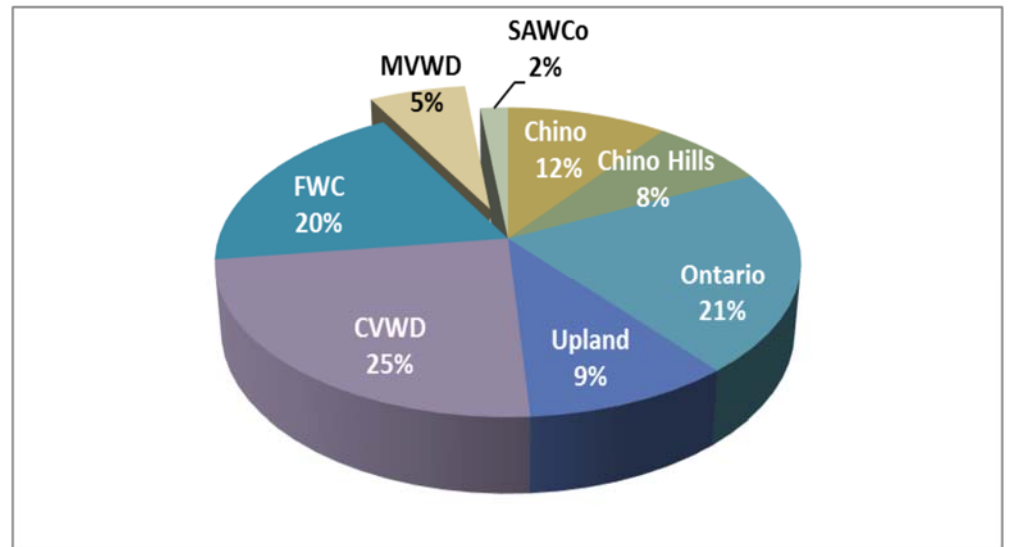
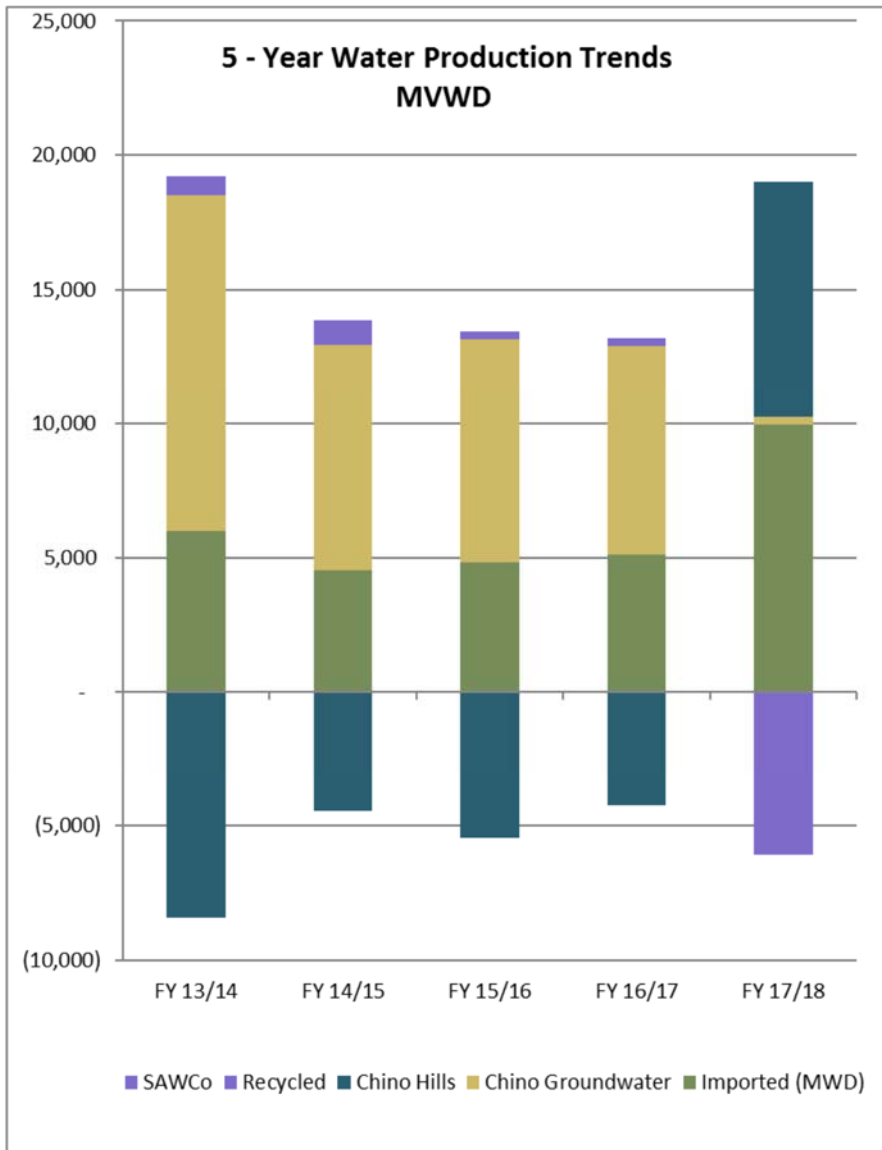
FY 17/18 Water Use Report

Monte Vista Water District



FY 17/18 Water Use Report

Monte Vista Water District



In FY 2017/18, Monte Vista Water District used 5% (12,944 AF) of 203,391 AF used in the IEUA service area.

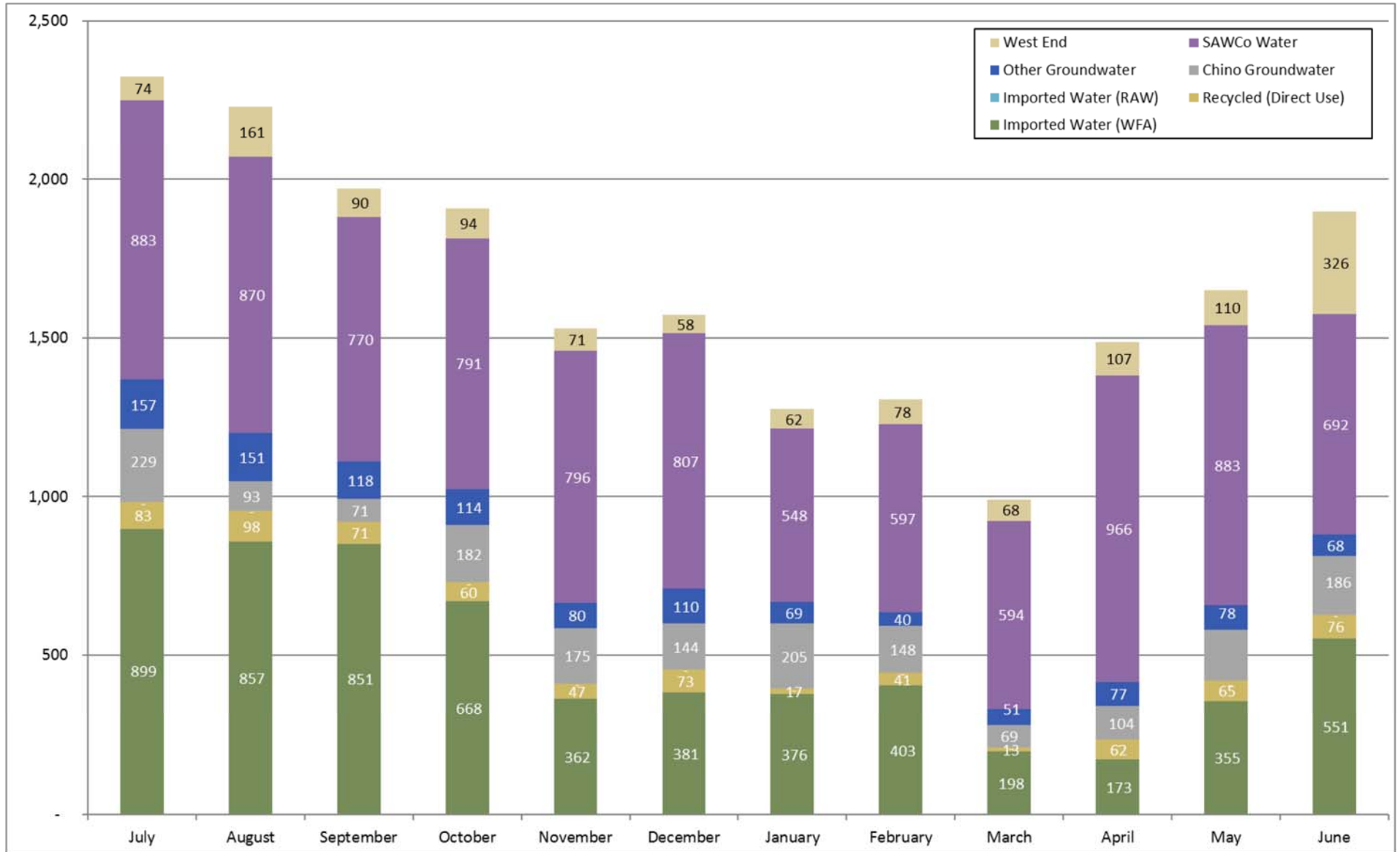
FY 17/18 Water Use Report

Monte Vista Water District

		Total IEUA Service Area Water Use By Agency for FY17-18 (AF)										MVWD		
		July	August	September	October	November	December	January	February	March	April	May	June	Total
Purchases from IEUA	Imported Water (WFA)	520	568	717	986	953	970	891	1,057	862	929	976	508	9,935
	Recycle (Direct Use)	41	39	37	36	20	18	15	16	6	20	34	36	318
Subtotal		561	607	754	1,021	973	987	905	1,073	868	949	1,009	544	10,253
Production	Chino Groundwater	1,119	906	878	712	432	448	385	1,057	309	679	783	1,047	8,755
	Subtotal	1,119	906	878	712	432	448	385	1,057	309	679	783	1,047	8,755
Sales to other agencies	Chino Hills	(623)	(568)	(565)	(568)	(362)	(395)	(379)	(432)	(274)	(557)	(634)	(709)	(6,064)
	Subtotal	(623)	(568)	(565)	(568)	(362)	(395)	(379)	(432)	(274)	(557)	(634)	(709)	(6,064)
Total		1,056	945	1,068	1,166	1,042	1,040	912	1,699	902	1,072	1,158	882	12,944

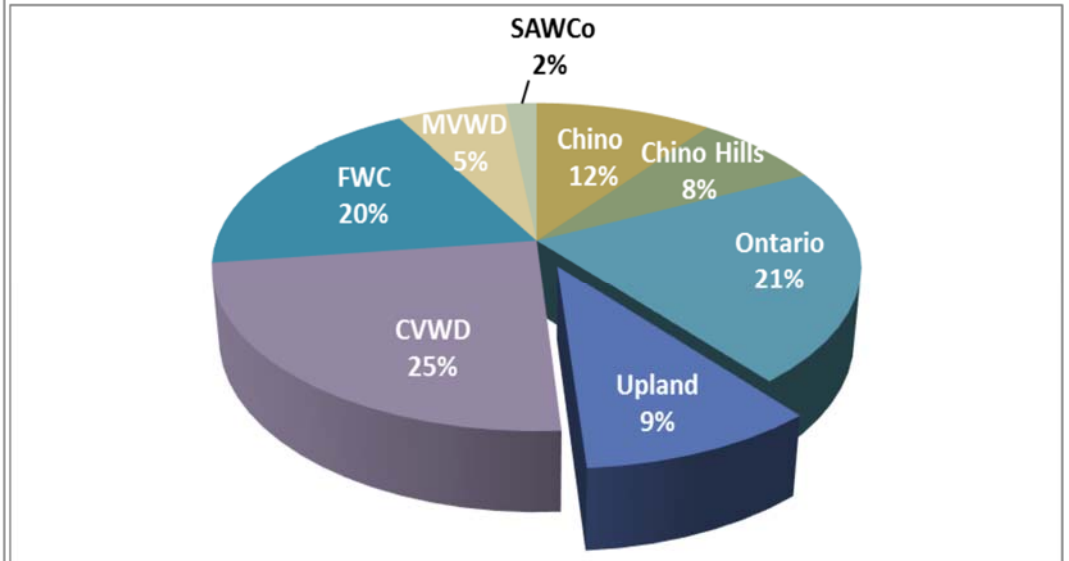
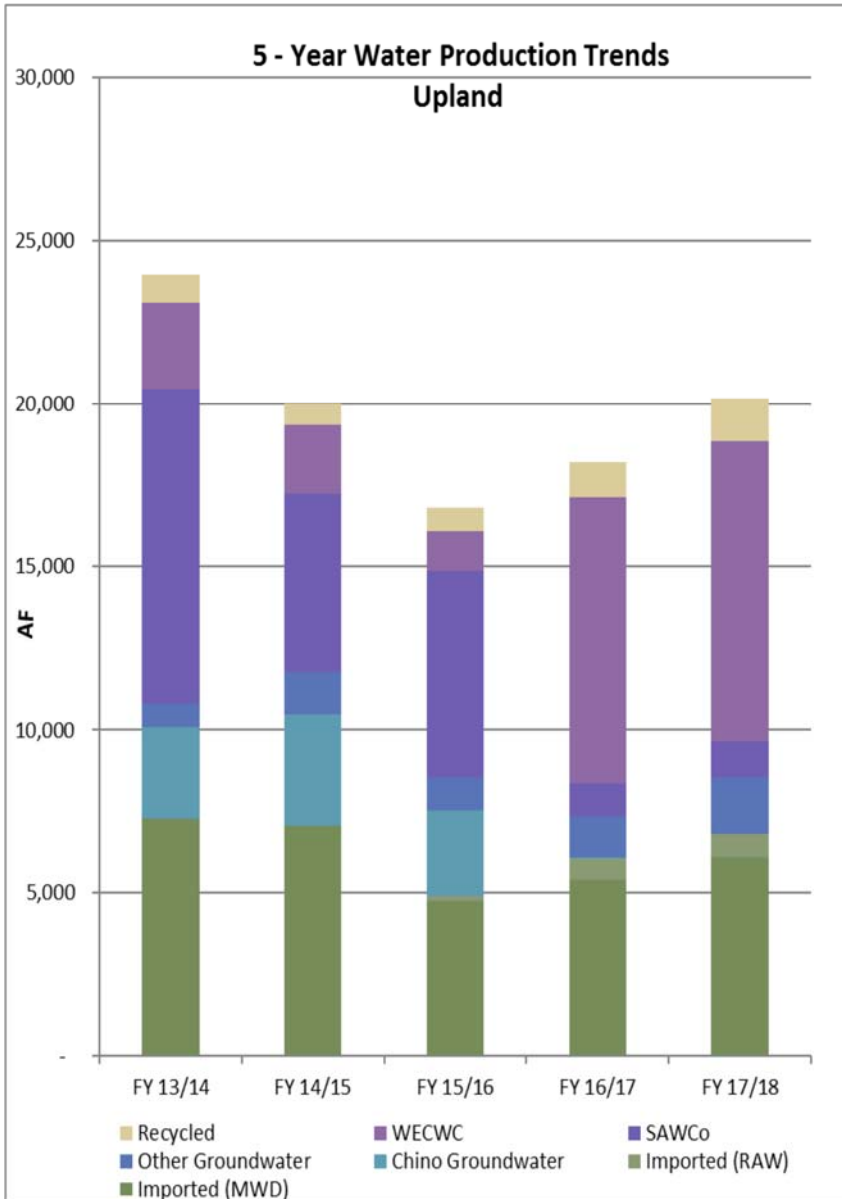
FY 17/18 Water Use Report

City of Upland



FY 17/18 Water Use Report

City of Upland



In FY 2017/18, The City of Upland used 9% (20,150 AF) of 203,391 AF used in the IEUA service area.

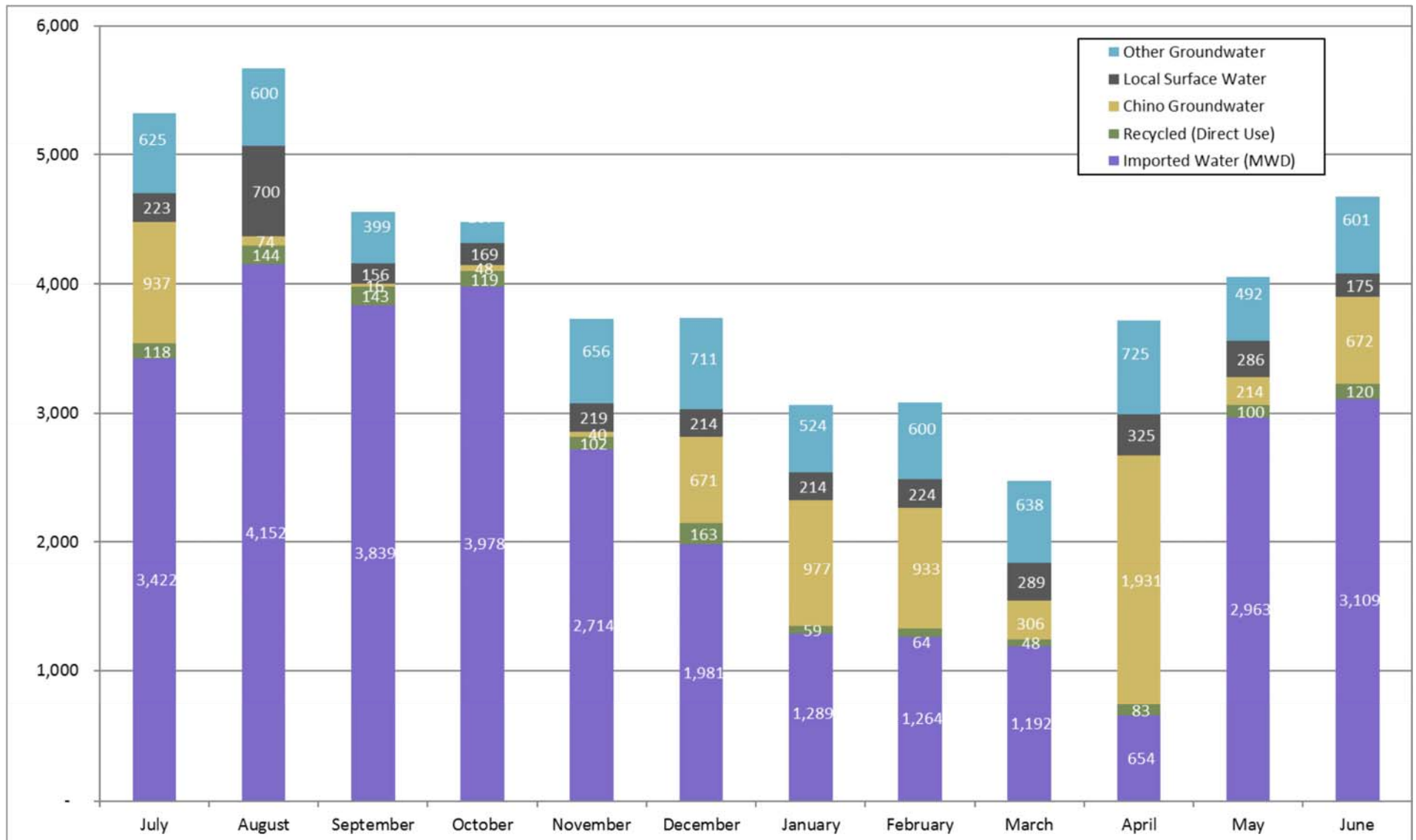
FY 17/18 Water Use Report

City of Upland

		Total IEUA Service Area Water Use By Agency for FY17-18 (AF)										City of Upland		
		July	August	September	October	November	December	January	February	March	April	May	June	Total
Purchases from IEUA	Imported Water (WFA)	899	857	851	668	362	381	376	403	198	173	355	551	6,073
	Recycle (Direct Use)	83	98	71	60	47	73	17	41	13	62	65	76	706
	Imported Water (RAW)	0	0	0	0	0	0	0	0	0	0	0	0	(0)
Subtotal		982	955	922	728	409	454	393	444	211	235	420	627	6,779
Production	Chino Groundwater	229	93	71	182	175	144	205	148	69	104	158	186	1,764
	Other Groundwater	157	151	118	114	80	110	69	40	51	77	78	68	1,112
Subtotal		387	244	189	296	254	254	274	189	120	180	236	254	2,876
Purchase from other agencies	SAWCo Water	883	870	770	791	796	807	548	597	594	966	883	692	9,197
	West End	74	161	90	94	71	58	62	78	68	107	110	326	1,298
Subtotal		957	1,031	860	885	867	865	610	675	661	1,073	993	1,018	10,495
Total		2,326	2,231	1,971	1,909	1,530	1,573	1,277	1,307	991	1,488	1,649	1,899	20,150

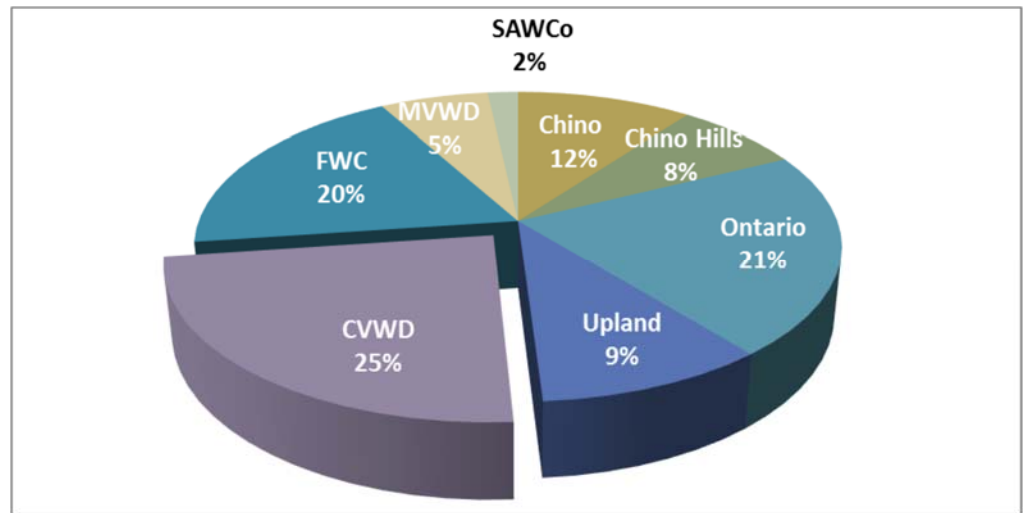
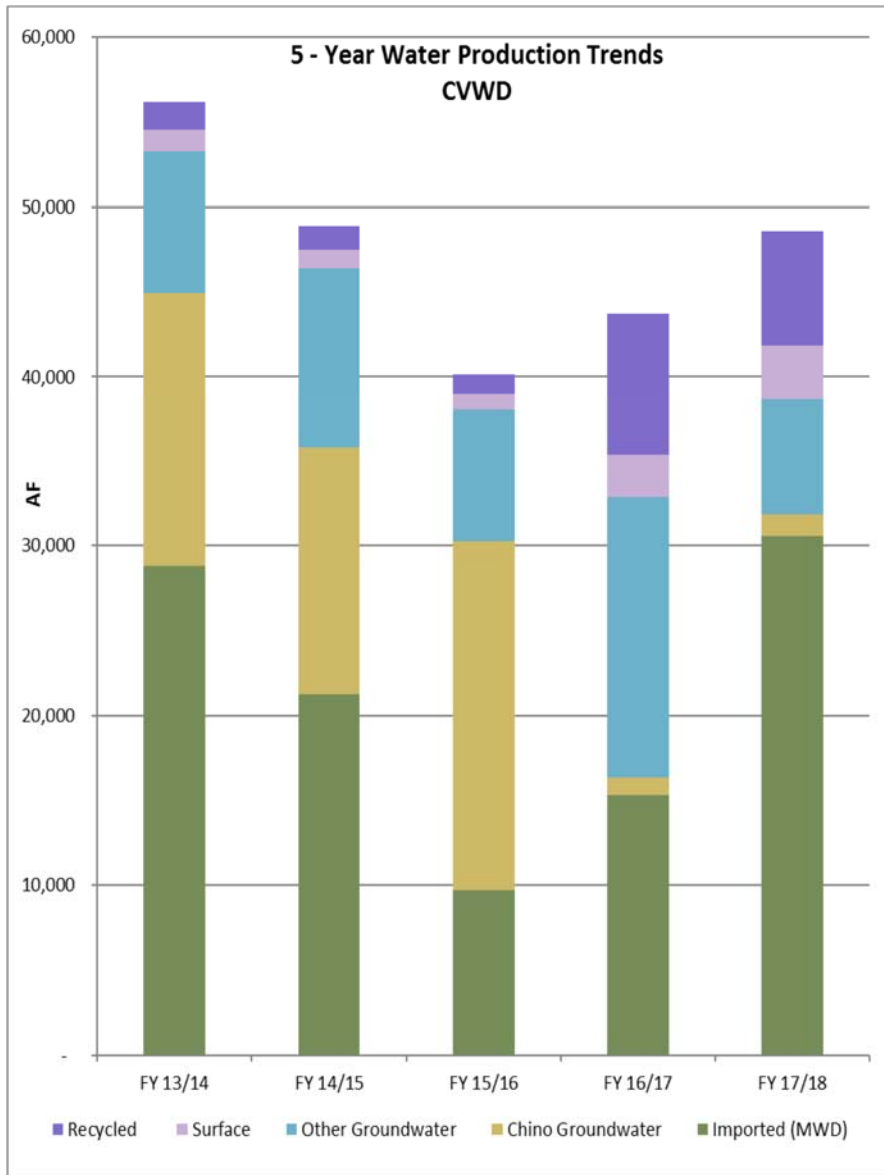
FY 17/18 Water Use Report

Cucamonga Valley Water District



FY 17/18 Water Use Report

Cucamonga Valley Water District



In FY 2017/18, Cucamonga Valley Water District used 25% (48,573 AF) of 203,391 AF used in the service area.

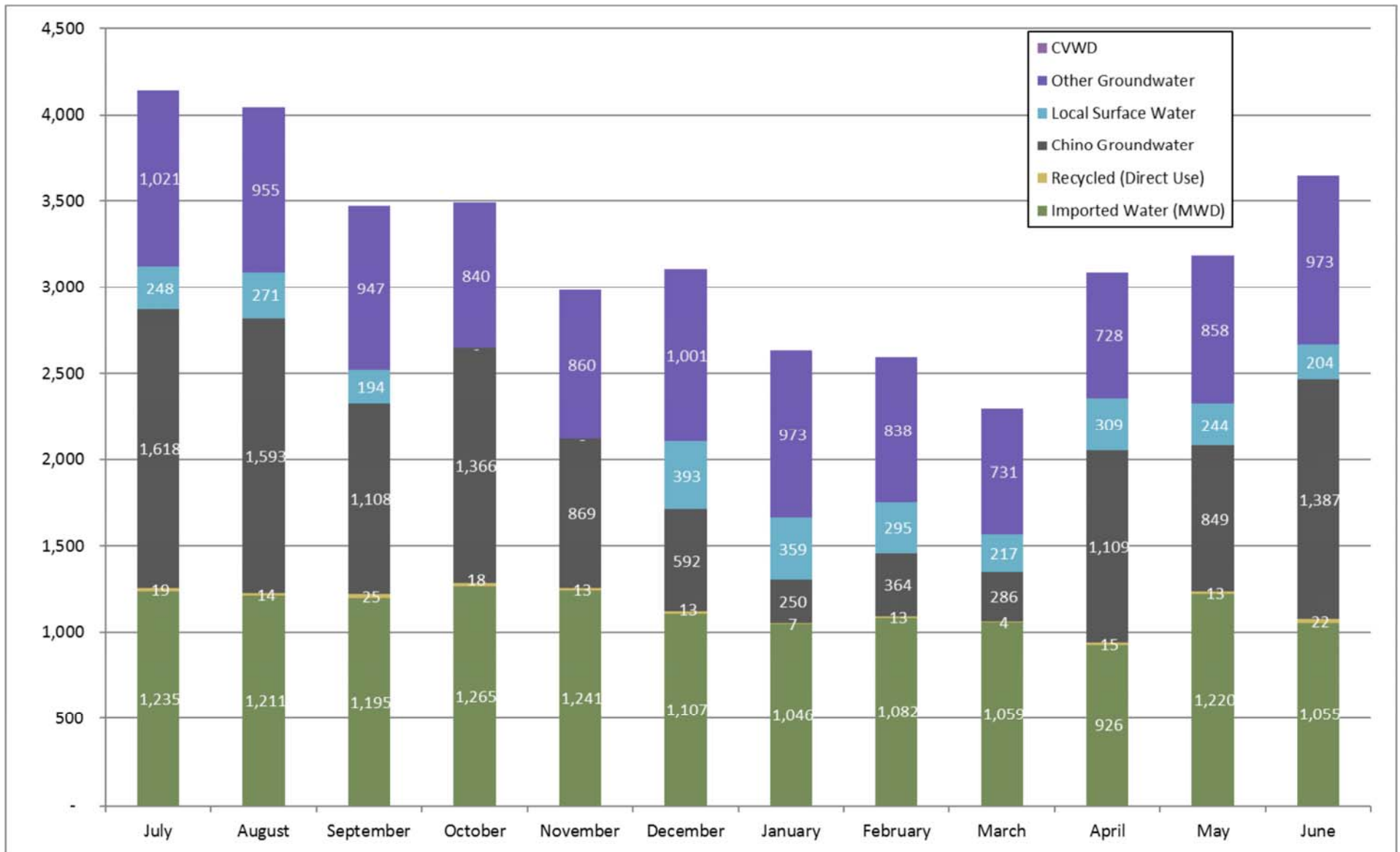
FY 17/18 Water Use Report

Cucamonga Valley Water District

		Total IEUA Service Area Water Use By Agency for FY17-18 (AF)										CVWD		
		July	August	September	October	November	December	January	February	March	April	May	June	Total
Purchases from IEUA	Imported Water (MWD)	3422	4152	3839	3978	2714	1981	1289	1264	1192	654	2963	3109	30,559
	Recycle (Direct Use)	118	144	143	119	102	163	59	64	48	83	100	120	1,263
Subtotal		3,540	4,296	3,982	4,097	2,816	2,144	1,348	1,328	1,240	737	3,063	3,229	31,822
Production	Chino Groundwater	937	74	16	48	40	671	977	933	306	1931	214	672	6,819
	Other Groundwater	625	600	399	167	656	711	524	600	638	725	492	601	6,737
	Local Surface Water	223	700	156	169	219	214	214	224	289	325	286	175	3,195
Subtotal		1,785	1,373	572	384	915	1,596	1,715	1,757	1,234	2,981	992	1,448	16,751
Total		5,325	5,669	4,554	4,481	3,731	3,741	3,063	3,085	2,474	3,718	4,055	4,677	48,573

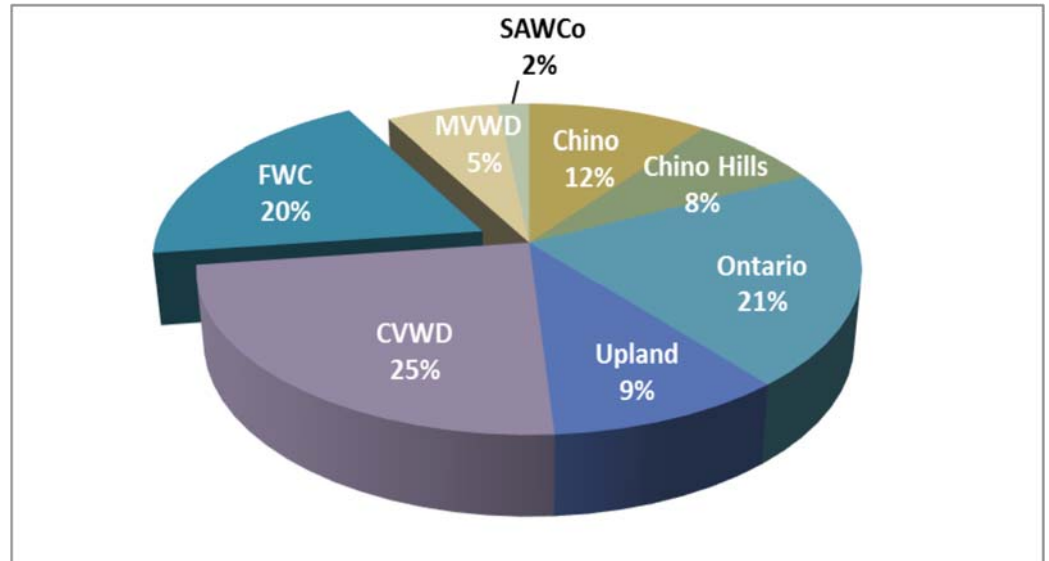
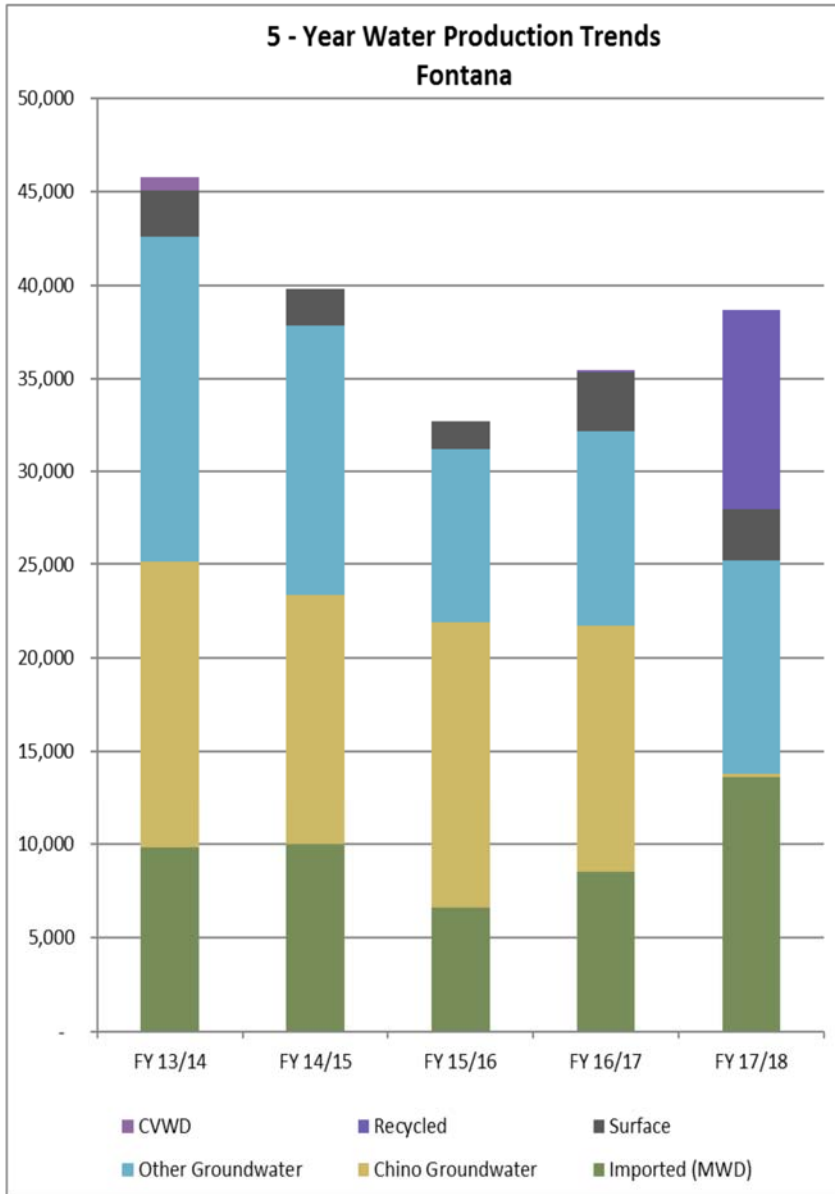
FY 17/18 Water Use Report

Fontana Water Company



FY 17/18 Water Use Report

Fontana Water Company



In FY 2017/18, Fontana Water Company used 20% (38,670 AF) of 203,391 AF used in the IEUA service area.

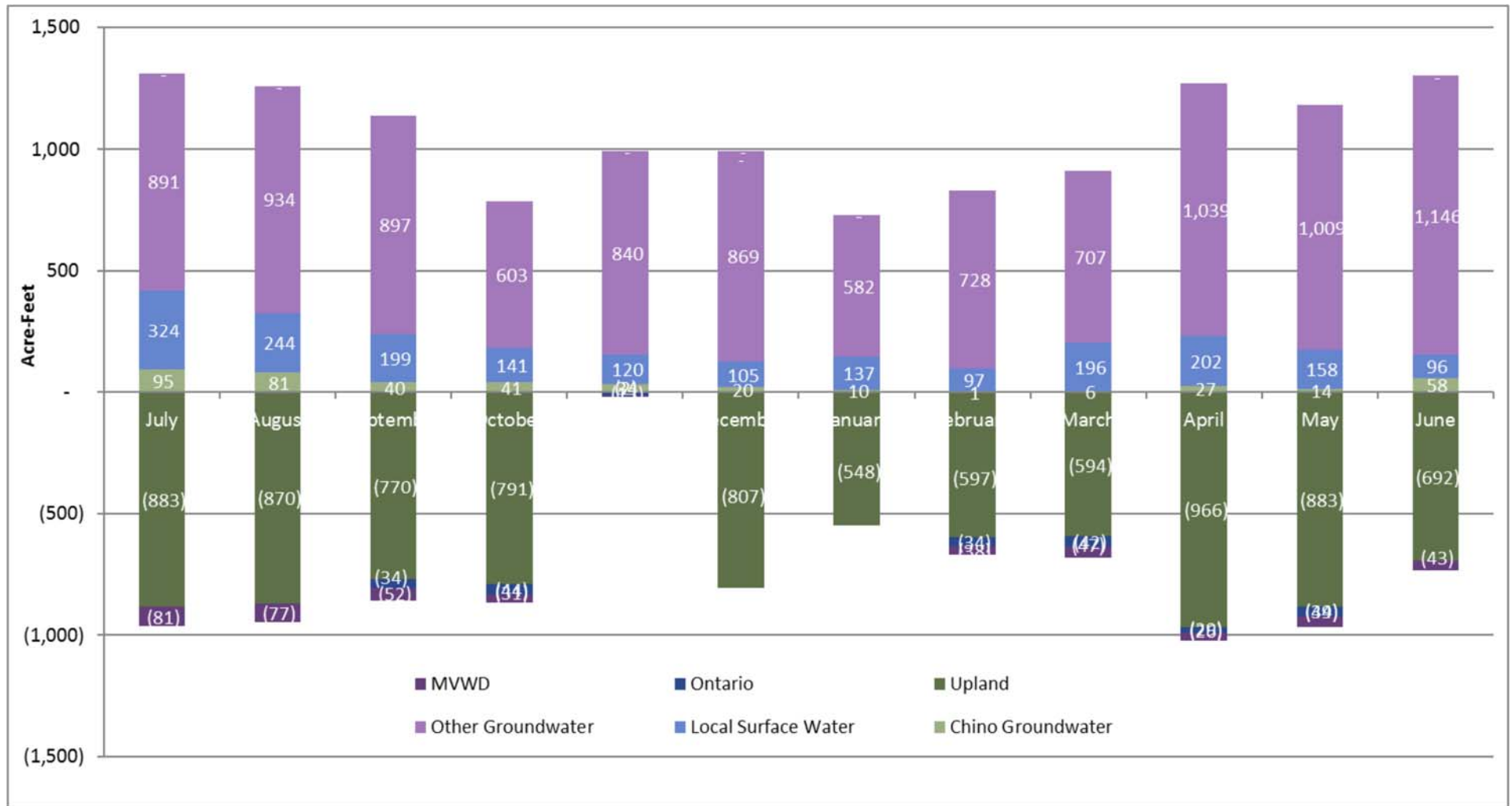
FY 17/18 Water Use Report

Fontana Water Company

		Total IEUA Service Area Water Use By Agency for FY17-18 (AF)										FWC		
		July	August	September	October	November	December	January	February	March	April	May	June	Total
Purchases from IEUA	Imported Water (MWD)	1235	1211	1195	1265	1241	1107	1046	1082	1059	926	1220	1055	13,642
	Recycle (Direct Use)	19	14	25	18	13	13	7	13	4	15	13	22	176
Subtotal		1,254	1,225	1,220	1,283	1,254	1,120	1,053	1,095	1,063	941	1,233	1,077	13,818
Production	Chino Groundwater	1618	1593	1108	1366	869	592	250	364	286	1109	849	1387	11,392
	Other Groundwater	1021	955	947	840	860	1001	973	838	731	728	858	973	10,725
	Local Surface Water	248	271	194	0	0	393	359	295	217	309	244	204	2,735
Subtotal		2,888	2,819	2,249	2,206	1,728	1,985	1,581	1,498	1,234	2,147	1,952	2,564	24,852
Purchase from other agencies	CVWD	0	0	0	0	0	0	0	0	0	0	0	0	-
Subtotal		-	-	-	-	-	-	-	-	-	-	-	-	-
Total		4,142	4,044	3,469	3,489	2,983	3,105	2,634	2,593	2,297	3,088	3,185	3,641	38,670

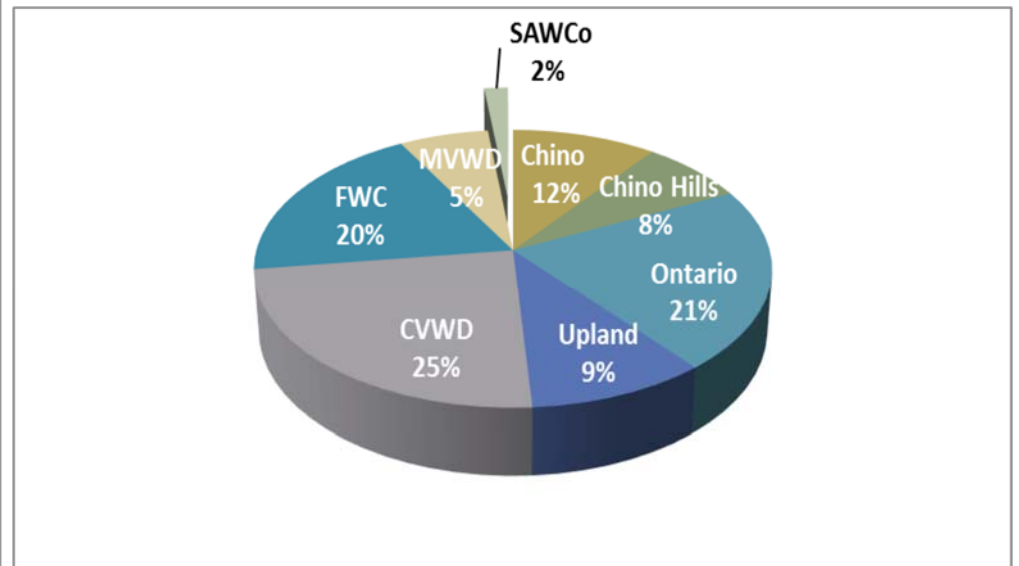
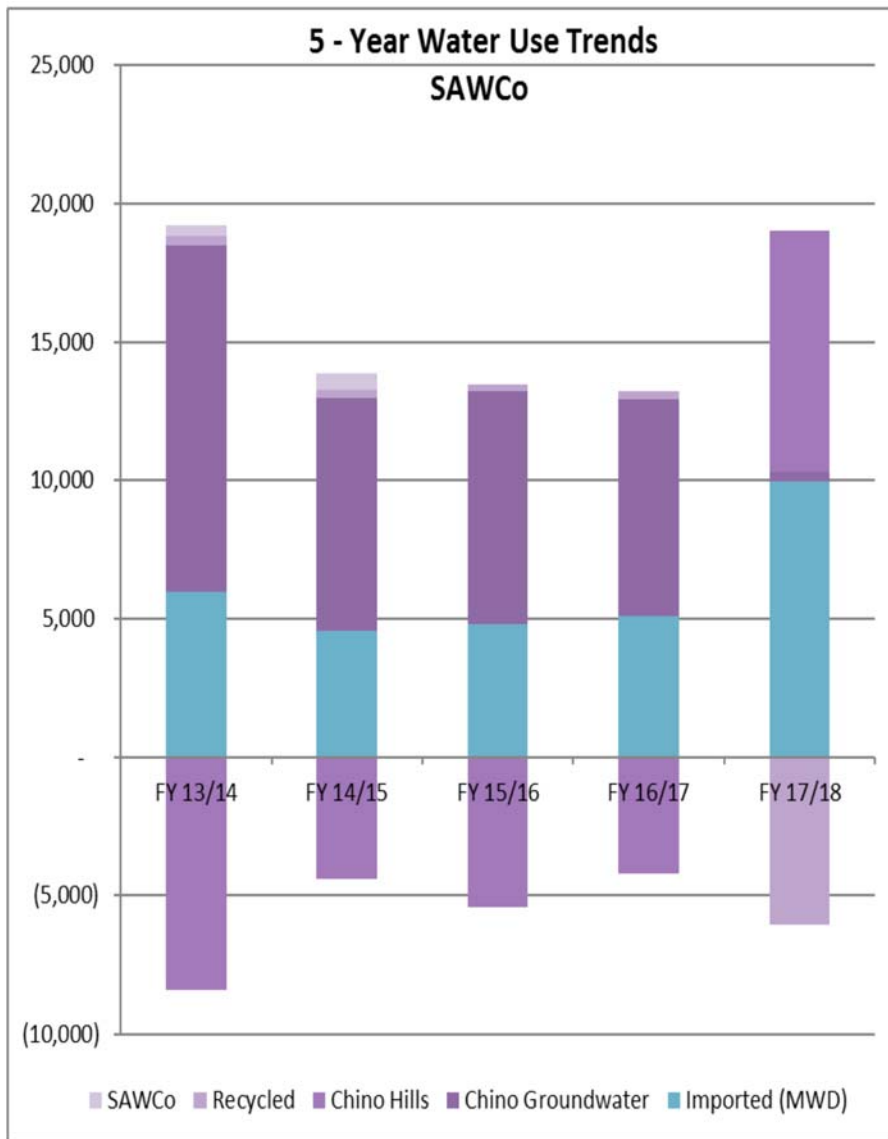
FY 17/18 Water Use Report

San Antonio Water Company



FY 17/18 Water Use Report

San Antonio Water Company



In FY 2017/18, San Antonio Water Company used 2% (3,616 AF) of 203,391 AF used in the IEUA service area.

FY 17/18 Water Use Report

San Antonio Water Company

		Total IEUA Service Area Water Use By Agency for FY17-18 (AF)											SAWCo	
		July	August	September	October	November	December	January	February	March	April	May	June	Total
Production	Chino Groundwater	95	81	40	41	34	20	10	1	6	27	14	58	428
	Other Groundwater	891	934	897	603	840	869	582	728	707	1039	1009	1146	10,245
	Local Surface Water	324	244	199	141	120	105	137	97	196	202	158	96	2,020
Subtotal		1,311	1,259	1,136	785	994	994	729	826	910	1,268	1,181	1,300	12,693
Sales to other agencies	Ontario	0	0	-34	-44	-13	0	0	-34	-42	-26	-39	0	(232)
	Upland	-883	-870	-770	-791	0	-807	-548	-597	-594	-966	-883	-692	(8,401)
	MVWD	-81	-77	-52	-31	-2	0	0	-38	-47	-29	-44	-43	(444)
Subtotal		(964)	(947)	(856)	(866)	(15)	(807)	(548)	(669)	(683)	(1,021)	(966)	(735)	(9,077)
Total		347	312	280	(81)	979	187	181	157	227	247	215	565	3,617

SECTION 3
Appendices

APPENDIX A

Five year Historical Data Summary

FY 17-18		Total IEUA Service Area Water Use by Retail Agency for FY 17-18 (AFY)								
		CHINO	CHINO HILLS	ONTARIO	UPLAND	CVWD	FWC	MVWD	SAWCo	TOTAL
Purchases from IEUA	Imported Water (MWD)	4,292	1,500	3,211	6,073	30,559	13,642	9,935	0	69,212
	Recycled (Direct Use)	6,480	1,858	9,654	706	1,263	176	318	0	20,455
Subtotal		10,772	3,358	12,865	6,779	31,822	13,818	10,253	0	89,667
Production	Chino Groundwater	5,149	2,839	26,109	1,764	6,819	11,392	8,755	428	63,255
	Other Groundwater	0	0	0	1,112	6,737	10,725	0	10,245	28,819
	Local Surface Water	0	0	0	0	3,195	2,735	0	2,020	7,950
Subtotal		5,149	2,839	26,109	2,876	16,751	24,852	8,755	12,693	100,024
Purchases from Other Agencies	CDA	4,999	4,211	4,032	0	0	0	0	0	13,242
	MVWD*	0	4,763	0	0	0	0	0	0	4,763
	SAWCo Water	0	0	341	9,197	0	0	0	0	9,538
	West End	0	0	0	1,298	0	0	0	0	1,298
	CVWD	0	0	0	0	0	0	0	0	0
Subtotal		4,999	8,974	4,373	10,495	0	0	0	0	28,841
Sales to Other Agencies*	Chino Hills**	0	0	0	0	0	0	-6,064	0	-6,064
	Ontario	0	0	0	0	0	0	0	-232	-232
	Upland	0	0	0	0	0	0	0	-8,401	-8,401
	MVWD	0	0	0	0	0	0	0	-444	-444
Subtotal		0	0	0	0	0	0	-6,064	-9,077	-15,141
Total		20,920	15,171	43,347	20,150	48,573	38,670	12,944	3,616	203,391

FY 16-17		Total IEUA Service Area Water Use by Retail Agency for FY 16-17 (AFY)								
		CHINO	CHINO HILLS	ONTARIO	UPLAND	CVWD	FWC	MVWD	SAWCo	TOTAL
Purchases from IEUA	Imported Water (MWD)	3,469	1,954	2,364	5,406	15,288	8,510	5,105	0	42,096
	Recycled (Direct Use)	6,447	1,838	8,352	652	1,056	52	306	0	18,703
Subtotal		9,916	3,792	10,716	6,058	16,344	8,562	5,411	0	60,799
Production	Chino Groundwater	4,972	2,245	24,672	1,260	16,549	13,251	7,786	537	71,272
	Other Groundwater	0	0	0	1,026	8,386	10,338	0	8,739	28,490
	Local Surface Water	0	0	0	0	2,448	3,230	0	5,282	10,960
Subtotal		4,972	2,245	24,672	2,286	27,384	26,818	7,786	14,558	110,721
Purchases from Other Agencies	CDA	5,008	4,206	3,077	0	0	0	0	0	12,292
	MVWD*	0	4,237	0	0	0	0	0	0	4,237
	SAWCo Water	0	0	171	8,791	0	0	0	0	8,961
	West End	0	0	0	1,068	0	0	0	0	1,068
	CVWD	0	0	0	0	0	39	0	0	39
Subtotal		5,008	8,444	3,248	9,858	0	39	0	0	26,597
Sales to Other Agencies*	Chino Hills**	0	0	0	0	0	0	-4,818	0	-4,818
	Ontario	0	0	0	0	0	0	0	-171	-171
	Upland	0	0	0	0	0	0	0	-8,791	-8,791
	MVWD	0	0	0	0	0	0	0	-278	-278
Subtotal		0	0	0	0	0	0	-4,818	-9,240	-14,058
Total		19,896	14,481	38,636	18,203	43,728	35,419	8,379	5,318	184,060

FY 15-16		Total IEUA Service Area Water Use by Retail Agency for FY 15-16 (AFY)								
		CHINO	CHINO HILLS	ONTARIO	UPLAND	CVWD	FWC	MVWD	SAWCo	TOTAL
Purchases from IEUA	Imported Water (MWD)	2,843	110	2,755	4,890	9,712	6,613	4,799	0	31,722
	Recycled (Direct Use)	7,217	1,410	7,566	719	1,146	0	278	0	18,336
Subtotal		10,060	1,520	10,321	5,609	10,857	6,613	5,078	0	50,058
Production	Chino Groundwater	5,104	1,630	22,755	2,601	20,524	15,317	8,371	0	76,302
	Other Groundwater	0	0	0	1,054	7,783	9,253	0	8,517	26,607
	Local Surface Water	0	0	0	0	1,002	1,497	0	0	2,499
Subtotal		5,104	1,630	22,755	3,655	29,309	26,067	8,371	8,517	105,408
Purchases from Other Agencies	CDA	5,000	4,201	2,682	0	0	0	0	0	11,883
	MVWD	0	5,642	0	0	0	0	0	0	5,642
	SAWCo Water	0	0	338	6,297	0	0	0	0	6,635
	West End	0	0	0	1,246	0	0	0	0	1,246
Subtotal		5,000	9,843	3,020	7,543	0	0	0	0	25,406
Sales to Other Agencies*	Chino Hills	0	0	0	0	0	0	-5,437	0	-5,437
	Ontario	0	0	0	0	0	0	0	-338	-338
	Upland	0	0	0	0	0	0	0	-6,297	-6,297
Subtotal		0	0	0	0	0	0	-5,437	-6,635	-12,072
Total		20,163	12,993	36,096	16,807	40,166	32,681	8,012	1,882	168,800

FY 14-15		Total IEUA Service Area Water Use by Retail Agency for FY 14-15 (AFY)								
		CHINO	CHINO HILLS	ONTARIO	UPLAND	CVWD	FWC	MVWD	SAWCo	TOTAL
Purchases from IEUA	Imported Water (MWD)	2,830	2,494	10,703	7,047	21,306	9,994	4,530	0	58,905
	Recycled (Direct Use)	8,324	1,827	8,018	636	1,400	0	308	0	20,513
Subtotal		11,154	4,321	18,721	7,684	22,705	9,994	4,838	0	79,418
Production	Chino Groundwater	6,497	2,904	17,426	3,416	14,490	13,344	8,407	0	66,485
	Other Groundwater	0	0	0	1,291	10,631	14,500	0	6,091	32,513
	Local Surface Water	0	0	0	0	1,076	1,969	0	0	3,044
Subtotal		6,497	2,904	17,426	4,708	26,196	29,813	8,407	6,091	102,042
Purchases from Other Agencies	CDA	5,232	4,426	4,827	0	0	0	0	0	14,485
	MVWD	0	4,436	0	0	0	0	0	0	4,436
	SAWCo Water	0	0	172	5,461	0	0	612	0	6,246
	West End	0	0	0	2,139	0	0	0	0	2,139
Subtotal		5,232	8,862	5,000	7,601	0	0	612	0	27,306
Sales to Other Agencies	Chino Hills	0	0	0	0	0	0	-4,439	0	-4,439
	MVWD	0	0	0	0	0	0	0	-612	-612
	Ontario	0	0	0	0	0	0	0	-172	-172
	Upland	0	0	0	0	0	0	0	-3,177	-3,177
Subtotal		0	0	0	0	0	0	-4,439	-3,961	-8,400
Total		22,884	16,087	41,147	19,992	48,902	39,807	9,419	2,129	200,366

FY 13-14		Total IEUA Service Area Water Use by Retail Agency for FY 13-14 (AFY)								
		CHINO	CHINO HILLS	ONTARIO	UPLAND	CVWD	FWC	MVWD	SAWCo	TOTAL
Purchases from IEUA	Imported Water (MWD)	4,342	962	9,904	7,265	28,825	9,792	5,965	0	67,055
	Recycled (Direct Use)	8,916	2,002	8,428	869	1,652	0	339	0	22,205
Subtotal		13,258	2,964	18,332	8,134	30,477	9,792	6,304	0	89,261
Production	Chino Groundwater	6,725	2,138	21,723	2,822	16,122	15,378	12,522	0	77,430
	Other Groundwater	0	0	0	704	8,324	17,454	0	12,610	39,092
	Local Surface Water	0	0	0	0	1,254	2,405	0	0	3,658
Subtotal		6,725	2,138	21,723	3,526	25,700	35,236	12,522	12,610	120,180
Purchases from Other Agencies	CDA	5,198	4,396	5,141	0	0	0	0	0	14,735
	CVWD	0	0	0	0	0	757	0	0	757
	MVWD	0	8,427	0	0	0	0	0	0	8,427
	SAWCo Water	0	0	0	9,662	0	0	400	0	10,063
	West End	0	0	0	2,653	0	0	0	0	2,653
Subtotal		5,198	12,824	5,141	12,316	0	757	400	0	36,636
Sales to Other Agencies	Chino Hills	0	0	0	0	0	0	-8,428	0	-8,428
	MVWD	0	0	0	0	0	0	0	-400	-400
	Upland	0	0	0	0	0	0	0	-9,662	-9,662
Subtotal		0	0	0	0	0	0	-8,428	-10,063	-18,490
Total		25,181	17,926	45,196	23,975	56,177	45,785	10,798	2,547	227,586

APPENDIX B

Definitions

Chino Basin Groundwater – Water pumped from the Chino Basin Aquifer and treated by retail water agencies for all potable uses within the IEUA service area.

Desalter Water – Water pumped from Chino Basin Desalter I owned and operated by the Chino Basin Desalter Authority (CDA). Groundwater, with high levels of dissolved solids, is treated and distributed to several retail agencies within the IEUA’s service area for potable uses.

Imported Water (MWD) – Water from Northern California and supplied by the Metropolitan Water District of Southern California (MWD), and water transferred from other groundwater basins to retail water agencies operating within the IEUA service area. All Tier I and Tier II deliveries are included in this category.

Other Groundwater – Water produced from other local groundwater basins to retail water agencies operating within IEUA’s service area.

Surface Water – Water collected by retail water agencies from mountain runoff and storm flows, which is collected and treated for potable use.

Recycled Water – Title 22 recycled water produced by the IEUA at its water recycling plants for distribution through separate pipelines to retail water agency customers for all non-potable uses.

WECWC– West End Consolidated Water Company supplies some water to the City of Upland.

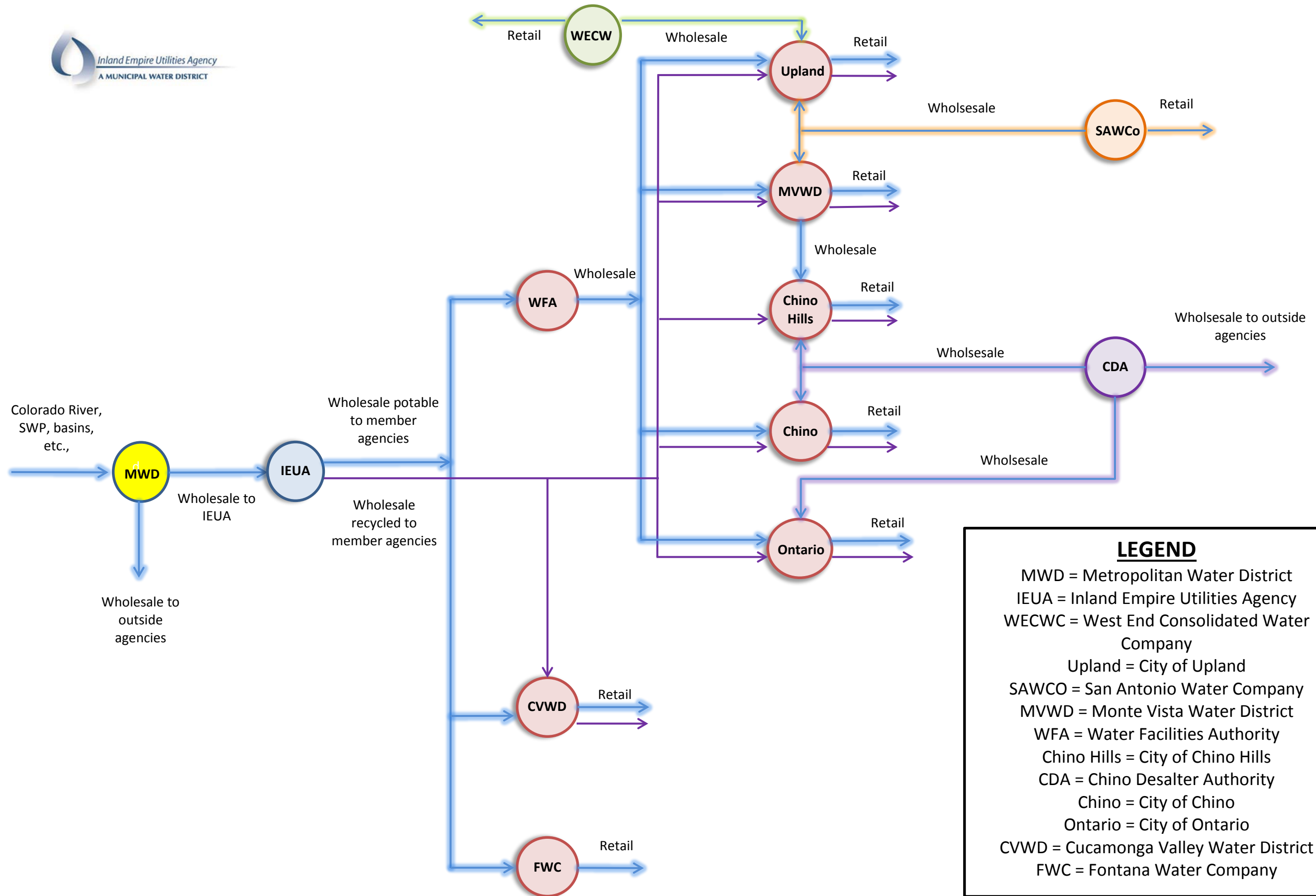
WVWD – West Valley Water District

Production – Amount of water Agencies produce from their groundwater, surface water, or other water supplies that they have rights or jurisdiction over.

Use – Amount of water used within a member agency’s jurisdiction, as reported by them to IEUA.

APPENDIX C

Member Agency Organizational Chart



LEGEND

- MWD = Metropolitan Water District
- IEUA = Inland Empire Utilities Agency
- WECWC = West End Consolidated Water Company
- Upland = City of Upland
- SAWCO = San Antonio Water Company
- MVWD = Monte Vista Water District
- WFA = Water Facilities Authority
- Chino Hills = City of Chino Hills
- CDA = Chino Desalter Authority
- Chino = City of Chino
- Ontario = City of Ontario
- CVWD = Cucamonga Valley Water District
- FWC = Fontana Water Company



IEUA FY 2017-2018 Annual Energy Report





Inland Empire Utilities Agency

A MUNICIPAL WATER DISTRICT

TABLE OF CONTENTS

Introduction.....	1
Summary.....	1
Flow and Energy Consumption.....	2
Power Demand.....	2
Expenditure.....	2
Renewable Energy Production and Storage	3
Solar	5
Solar Performance	6
Solar Cost.....	6
Wind.....	8
Wind Performance.....	8
Wind Cost	8
Engine.....	10
Engine Performance.....	10
Engine Cost	10
Energy Efficiency Projects.....	11
Lighting Project (Phase 2).....	12
Pumping Project (Phase 2)	12
Process Optimization.....	12
Energy Storage Installation	13
Upcoming Projects	13
IERCF Rooftop Solar	13
Process Optimization.....	13
Pumping Project (Phase 3)	13
Greenhouse Gas Emissions Annual Reporting.....	13
Beneficial Use of Biogas	13
UCR Energy Demand Management	13

FIGURES

Figure 1: IEUA Electricity Source for 2017/18.....	1
Figure 2: IEUA Electricity Use and Regional Influent Flows.....	2
Figure 3: IEUA's Diverse Renewable Portfolio.....	3
Figure 4: Connected Renewables' Capacities vs. Agency-Wide Power Demand	4
Figure 5: Actual Renewables' Output.....	5
Figure 6: Solar Electricity Generation.....	6
Figure 7: Cost of Solar Power vs Grid Import	7

Figure 8: Wind Electricity Generation 8
Figure 9: Cost of Wind Power vs Grid Import..... 9
Figure 10: Engine(s) Electricity Generation 10
Figure 11: Cost of Engine Power vs Grid Import 11

TABLES

Table 1: Savings from Solar Power 7
Table 2: Savings from Wind Power 9
Table 3: Savings from Engine Power 11

IEUA is committed to optimizing facility energy use and effectively managing renewable resources to achieve peak power independence and contain future energy costs.

Introduction

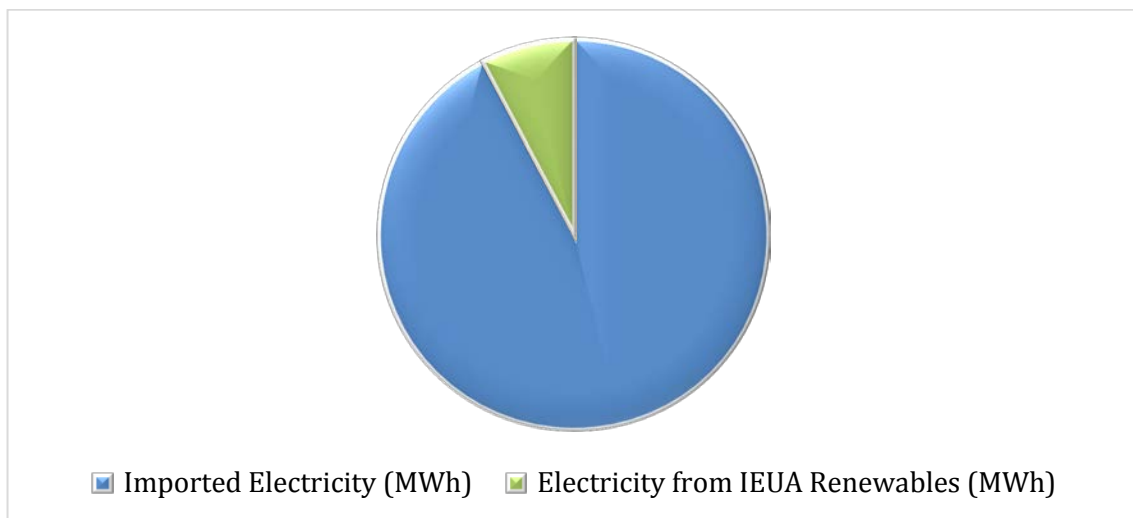
The 2017/18 Energy Report tracks IEUA's energy consumption, renewable generation performance and savings, and energy efficiency projects for the fiscal year. The report includes a brief description of upcoming projects and initiatives that will be implemented over the next few years.

Summary

In 2017/18, IEUA:

- Consumed 76,527 MWh of electricity (Figure 1).
- Generated 9% of the electricity consumed from renewable energy (Figure 1) resulting in \$97,000 in savings for the fiscal year. Savings to date since 2008 is approximately \$1,022,000.
- Spent \$8.7 million for utilities, that includes imported electricity, renewable energy and natural gas.
- Completed the following energy efficiency projects:
 - Lighting Project (Phase 2)
 - Pumping Project (Phase 2)
 - Process Optimization
 - Battery Storage Installation

Figure 1: IEUA Electricity Source for 2017/18



Did you know?

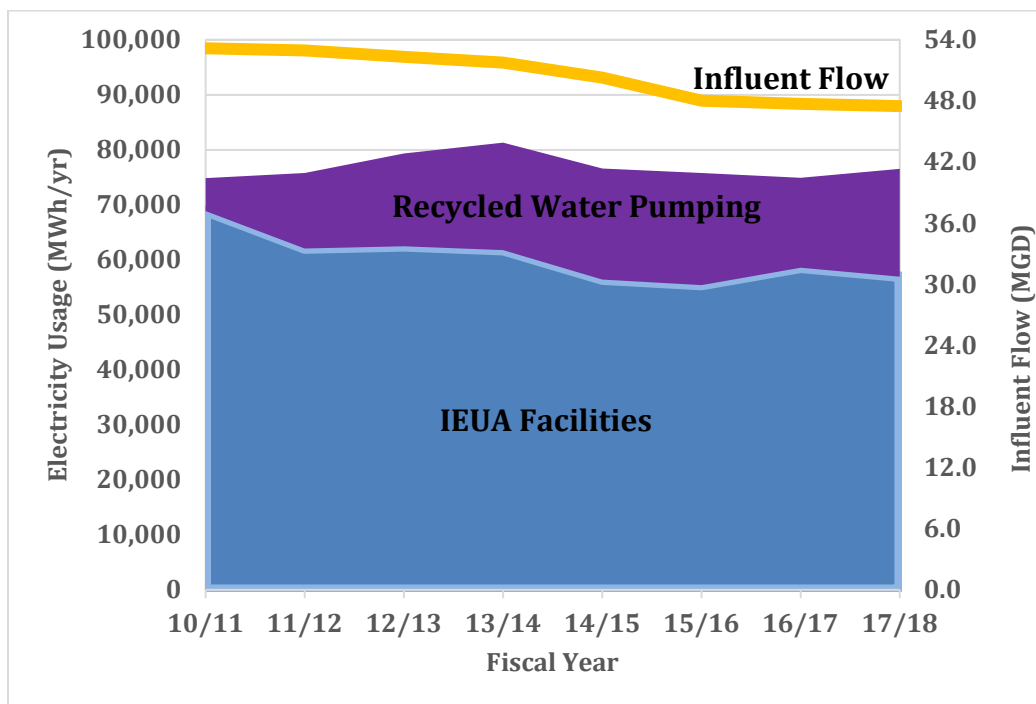
** In 2016 a typical U.S. household used 10,766 kWh (U.S. Energy Information Administration).*

** The renewable energy generated by IEUA would be able to provide electricity to at least 605 homes.*

Flow and Energy Consumption

- In 2017/18, the annual average influent flow to the regional water recycling plants was 47.5 MGD which was a decrease of 0.4% as compared to the previous fiscal year of 47.7 MGD (Figure 2). The decrease was due to increased water conservation.
- In 2017/18, IEUA facilities which include the regional water recycling plants, composting facility, and recycled water pumping used approximately 76,527 MWh of electricity (Figure 2). The electricity consumption for 2017/18 increased by 3.5% as compared to the previous fiscal year of 73,884 MWh. This was due to increased recycled water pumping, electricity use at the regional water recycling plants decreased by 2.7%

Figure 2: IEUA Electricity Use and Regional Influent Flows



Power Demand

- During the fiscal year, agency-wide demand ranged from 8,700 kW during the winter months and 11,090 kW during the summer months (Figure 4 and 5). The large seasonal variation in the power demand is attributed to the recycled water demand and the related recycle water pumping.

Expenditure

- The cost of electricity remains the highest non-labor operations and maintenance (O&M) expenditure for IEUA. In 2017/18, the annual cost for electricity was \$8.7

million which was an increase of 0.5% as compared to the previous fiscal year of \$8.6 million due to an increase in recycled water pumping. IEUA diversified energy procurement approach, that includes on-site generation Power Purchase Agreements (PPA), electricity purchase from Southern California Edison, and direct access contract with Shell Energy North America, continues to provide rate stabilization and cost effectiveness.

Renewable Energy Production and Storage

- IEUA's diverse renewable portfolio consists of 3.5 MW solar, 1.0 MW of wind, 3.0 MW of engines, and 4.0 MW battery. If fully operational, onsite generation would provide approximately 70% of the electricity needed to satisfy agency-wide demand during peak hours (Figure 3); current output is approximately 45% of the summer peak demand if one Renewable Energy Efficiency Project (REEP) Engine is online (Figure 5). In order to move closer to the goal of peak power independence by 2020, IEUA's renewable portfolio is expected to grow with additional solar and batteries. This would allow IEUA to be able to operate completely off the grid during peak energy usage periods.

Figure 3: IEUA's Diverse Renewable Portfolio



- IEUA's renewable portfolio generated 9% of the electricity used in 2017/18. Of the electricity consumed by IEUA;
 - 7.0% was produced by the solar across IEUA facilities;
 - 0.9% was produced by the REEP engines at RP-5; and

- 0.7% was produced by the wind turbine at RP-4.
- In 2017/18, 6,514 MWh of electricity was generated on site, 46% less than 2016/17. This decrease was primarily due to the REEP engines being offline.
- Despite PPA average rates were typically higher than the average grid price in 2017/18, renewable energy projects provided overall \$97,000 in savings, as a result of lower standby charges compared to the facility demand charge rate.
- Generated solar electricity varies throughout the year due to the different number of sunlight hours, solar generation is usually higher in April and lower in December (Figure 5).
- Overall, during the winter months, the wind turbine produced more (Figure 5).
- The REEP engine has been offline since August 2017 due to permitting issues with the Santa Ana Watershed Project Authority (SAWPA) Inland BioEnergy, LLC. (IBE) is in the process of restarting the operation of the RP-5 Solids Handling Facility (SHF), receive food waste, produce biogas, and generate electricity to be used at RP-5.

Figure 4: Connected Renewables' Capacities vs. Agency-Wide Power Demand

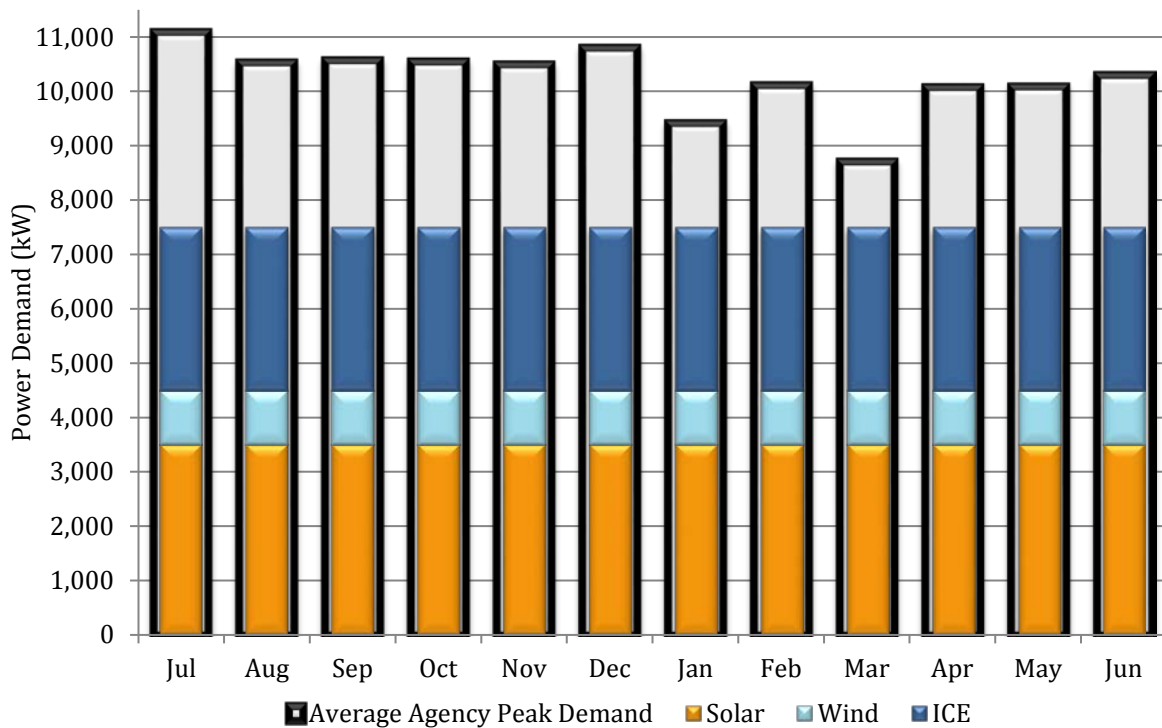
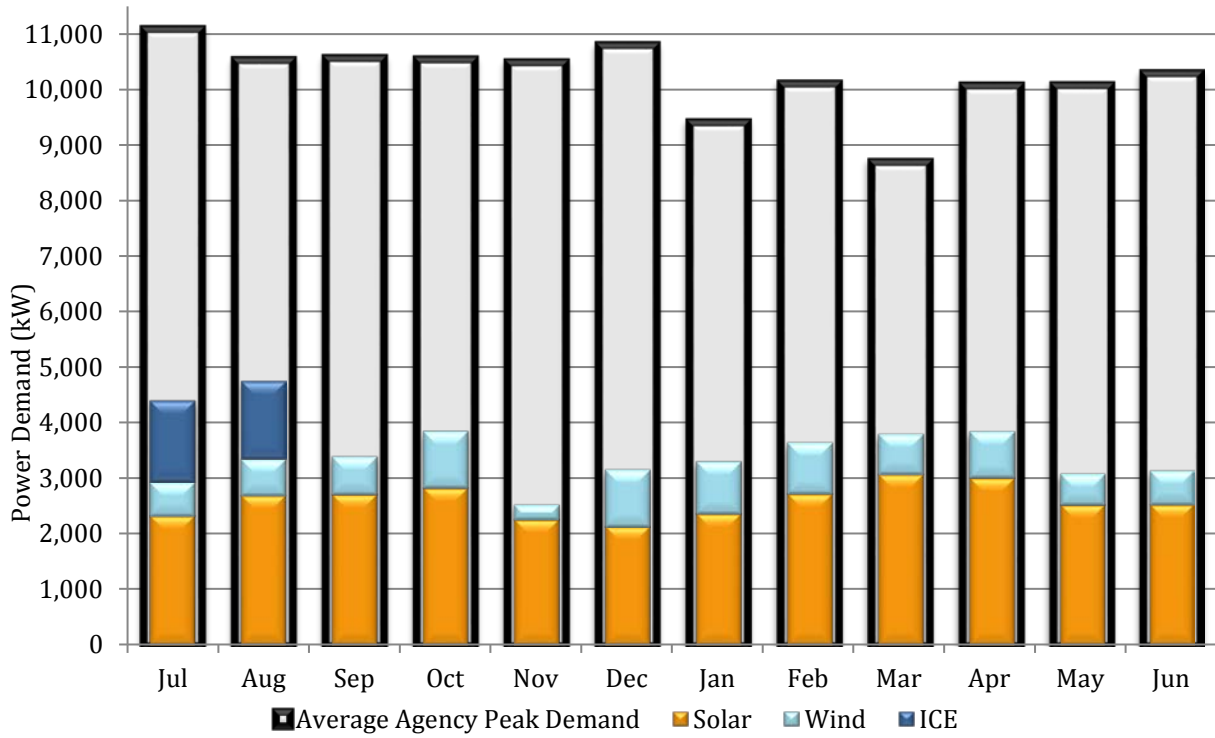


Figure 5: Actual Renewables' Output



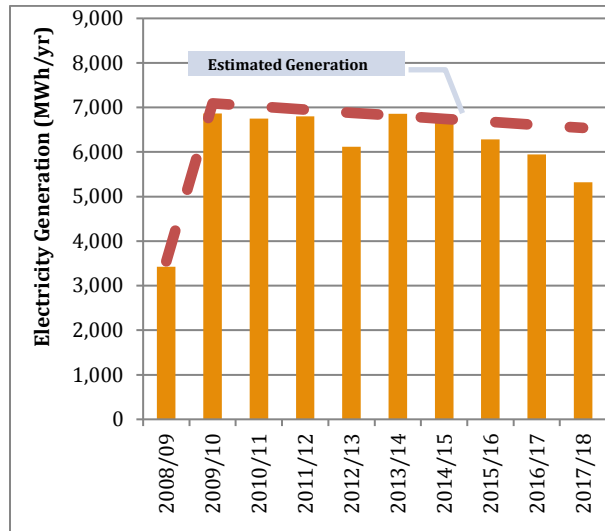
Solar



Solar Performance

- Solar across IEUA facilities generated 5,321 MWh of renewable energy, 10.5% less than 2016/17. The reduced output was caused by an inverter at RP-1 being out of service.

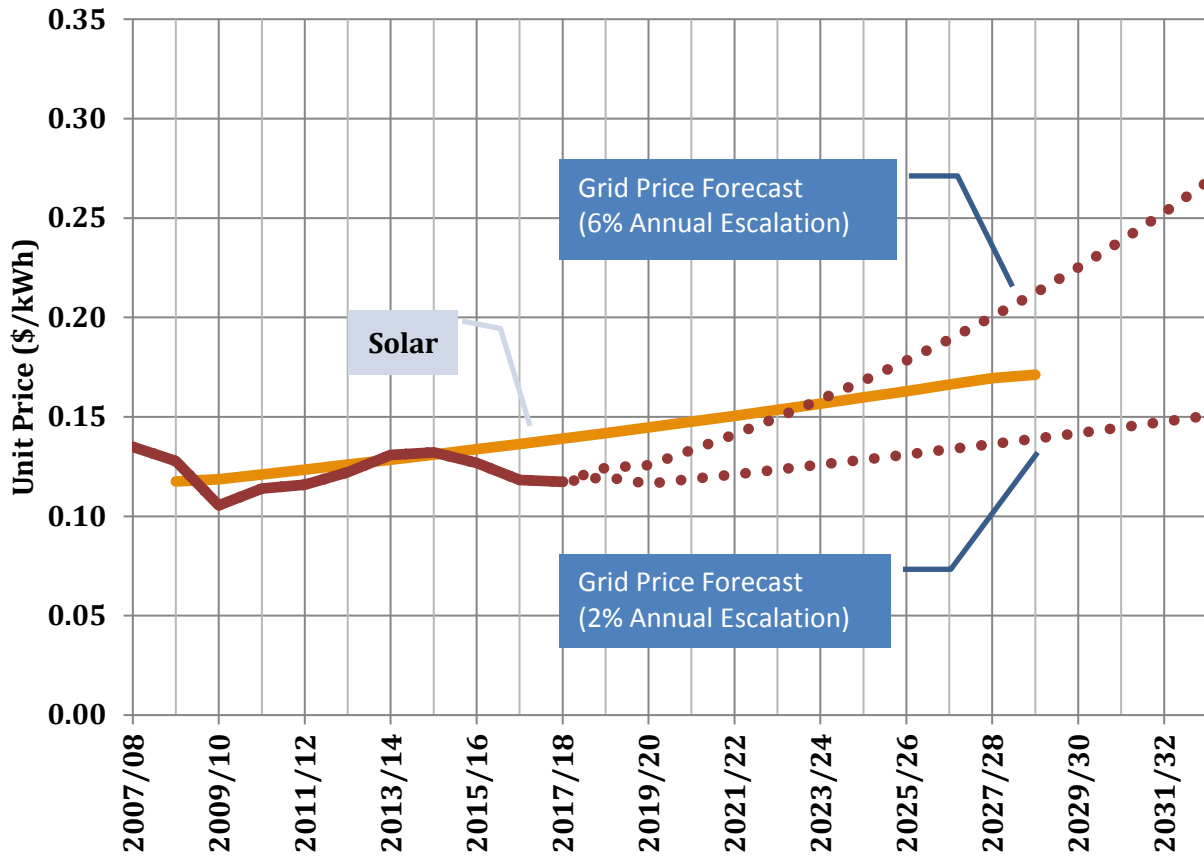
Figure 6: Solar Electricity Generation



Solar Cost

- For 2017/18, the PPA rate for the solar was higher than the average grid price. However, the solar projects provided approximately \$82,000 in savings, as a result of lower standby charges compared to the facility demand charge rate.

Figure 7: Cost of Solar Power vs Grid Import



- Solar generated \$240,000 from 2008/09 to 2017/18.

Table 1: Savings from Solar Power

Savings FY 08/09 – FY 17/18	\$240,000
Range of Savings PPA Term (FY 08/09 – FY 28/29)	\$647,000 (2% Esc) \$3,158,000 (6% Esc)

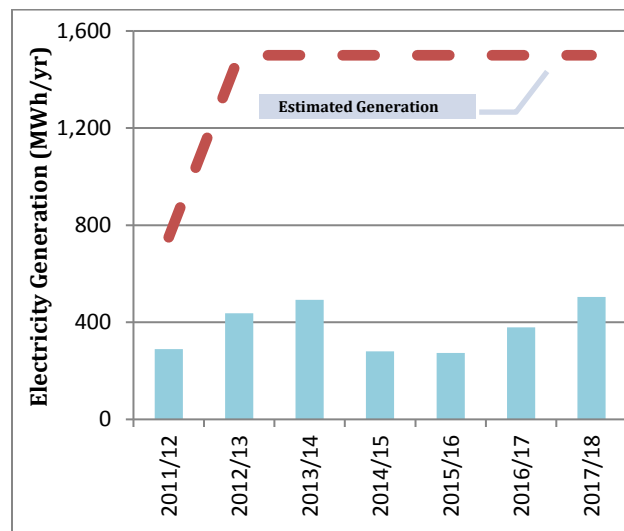
Wind



Wind Performance

- In FY 2017/18 the wind turbine at RP-4 generated 505 MWh of renewable energy, 33% higher than 2016/17.

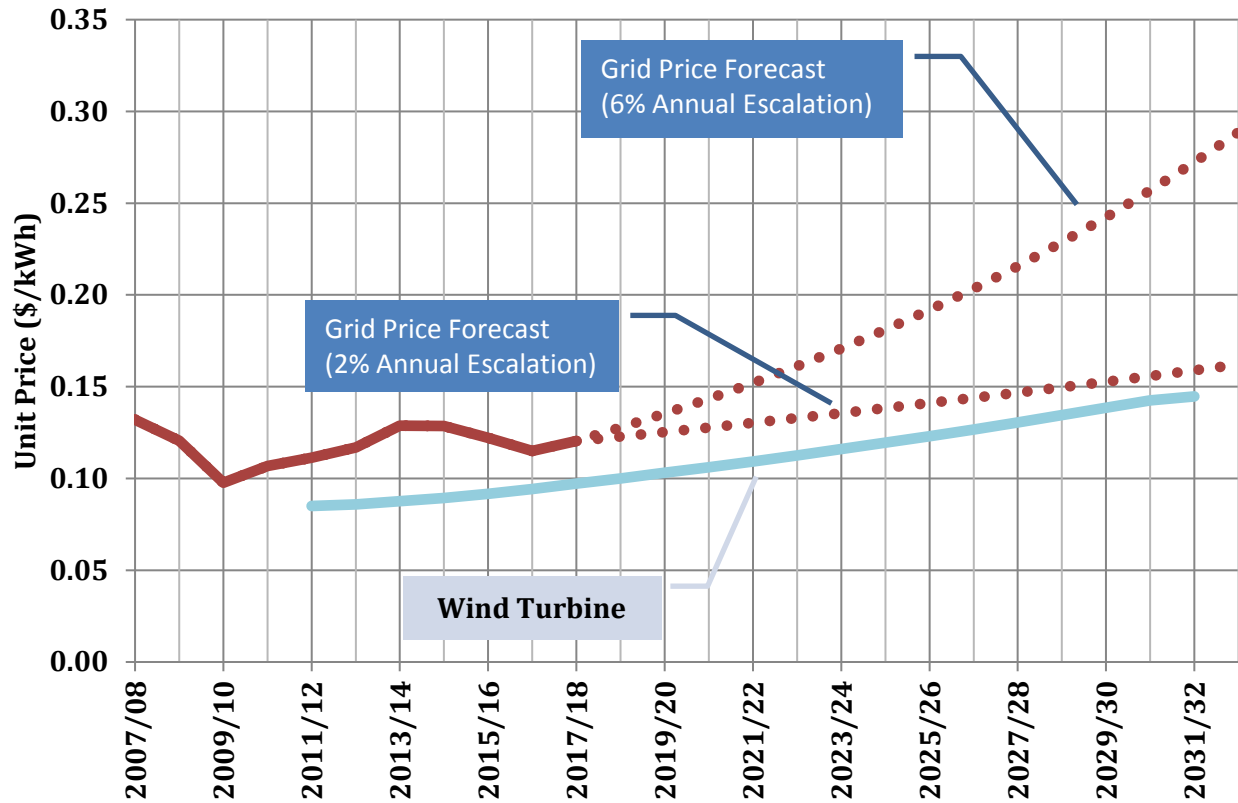
Figure 8: Wind Electricity Generation



Wind Cost

- For 2017/18, the PPA rate for the wind turbine was 23% lower than the average grid price.

Figure 9: Cost of Wind Power vs Grid Import



- Wind generated \$73,000 in savings from 2011/12 to 2017/18.

Table 2: Savings from Wind Power

Savings FY 11/12 – FY 17/18	\$73,000
Range of Savings PPA Term (FY 11/12 – FY 31/32)	\$176,000 (2% Esc) \$466,000 (6% Esc)

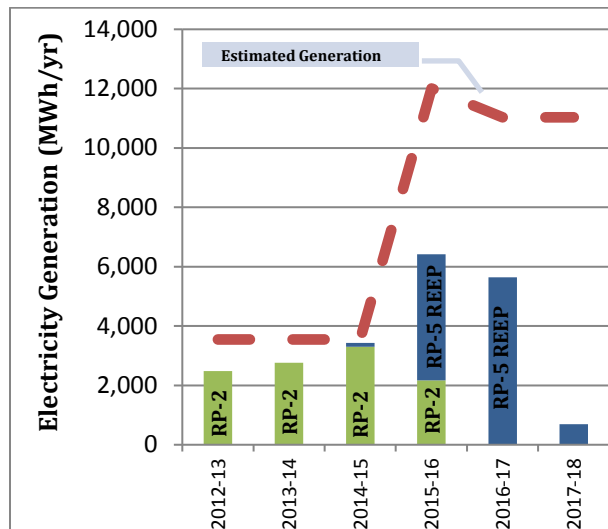
Engine



Engine Performance

- Renewable energy generated by engines produced 688 MWh, 88% lower than the previous fiscal year. The REEP engines at RP-5 were shut down in August 2017 due to permitting issues with SAWPA.

Figure 10: Engine(s) Electricity Generation



Engine Cost

- The rate for the REEP engines remains 5% lower than the average grid price, consistent with the lease agreement with IBE.

Figure 11: Cost of Engine Power vs Grid Import

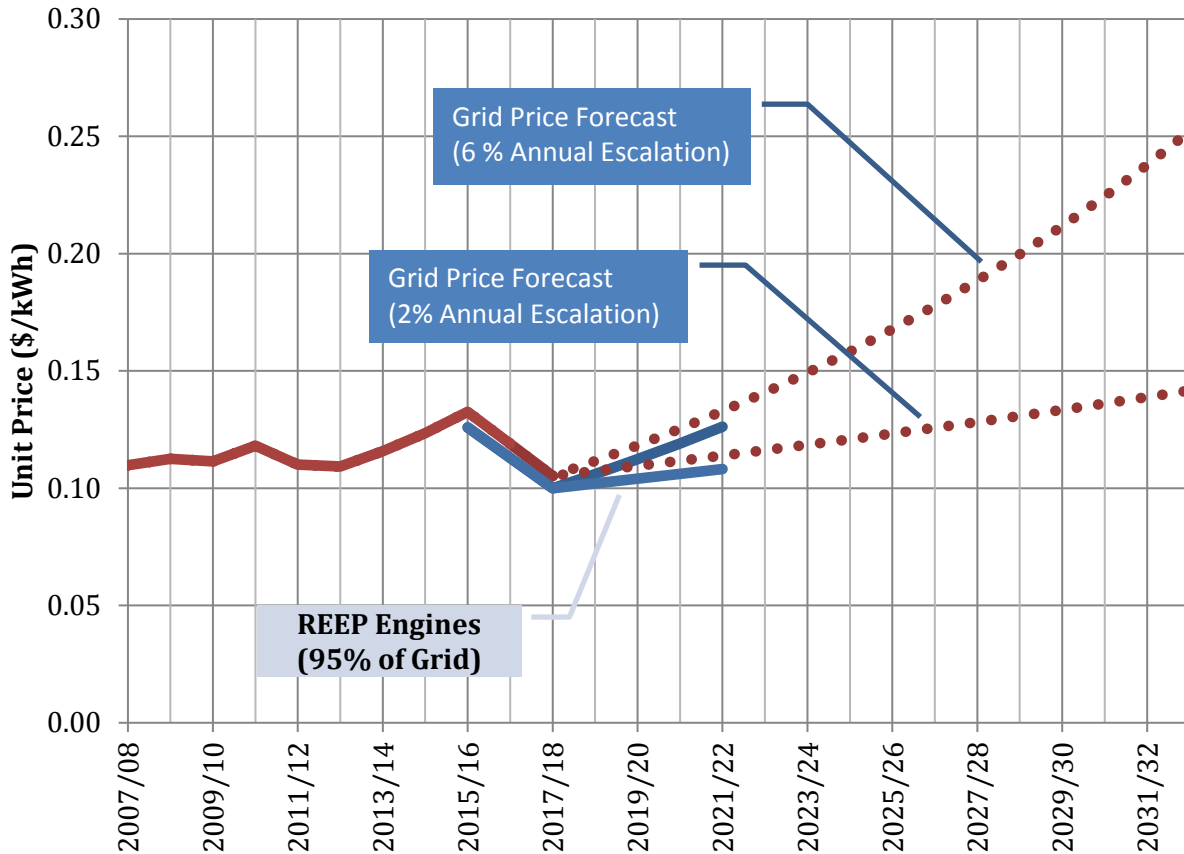


Table 3: Savings from Engine Power

Savings FY 11/12 – FY 17/18	\$65,000
Range of Savings PPA Term (FY 11/12 – FY 21/22)	\$229,000 (2% Esc) \$246,000 (6% Esc)

Energy Efficiency Projects

- IEUA continues to work with Southern California Edison (SCE) and The Energy Network to conduct comprehensive energy audits and to implement projects to reduce electricity consumption throughout its facilities and operations. In FY 17/18, several lighting replacements and pump overhauls and retrofits were completed that will result in an annual electricity savings of 2,311,770 kWh/year, an avoided power usage of 206 kW, and an annual savings of \$245,000/year assuming the average price for electricity is \$0.105/kWh. Project highlights include:

Lighting Project (Phase 2)

- This project replaced interior and exterior lights at RP-1, RP-5, CCWRF, and IEUA's Headquarter Buildings with Light Emitting Diodes (LEDs).
- Completed: December 2017
- Expected annual savings: 928,436 kWh and \$98,400
- Avoided power usage: 68 kW

Pumping Project (Phase 2)

- This project replaced a sewage pump at the Philadelphia Lift Station and refurbished three recycled water pumps at RP-1 and a recycled water pump at RP-4.
- Completed: December 2017
- Expected annual savings: 777,238 kWh and \$82,376
- Avoided power usage: 72 kW

Process Optimization

- It includes multiple projects at several IEUA water recycling facilities such as the optimization of mixed liquor return pumps at CCWRF and RP-1, installation of variable diffusers kit for the aeration basin blowers at RP-1, and the adjustment of the wet well level at RP-4.
- Completed: April 2018
- Expected annual savings: 606,100 kWh and \$64,237
- Avoided power usage: 65 kW



The performance of the RP-1 mixed liquor return pumps were adjusted to run at optimal rates.

Energy Storage Installation

- AMS has installed a total of 4.0 MW of batteries at RP-5, RP-4, RP-1, and CCWRF. The batteries will efficiently integrate IEUA's renewable generation facilities, improve energy load management, and provide cost savings by shifting electricity use away from expensive peak hours.
- Completed: July 2018

Upcoming Projects

IERCF Rooftop Solar

- On July 19, 2017, the Board of Directors authorized the General Manager to negotiate and execute the agreement between the Inland Empire Regional Composting Authority (IERCA) and IEUA for the installation of a solar photovoltaic power plant. Advanced Microgrid Solutions (AMS) will be responsible for the design, installation, operation and maintenance of 1.5 MW solar system. The project is expected to be completed in December 2018.

Process Optimization

- This project will replace the grit blower at RP-1. The project is expected to be completed in January 2019.

Pumping Project (Phase 3)

- This project will replace 4 recycled water pumps at RP-1. The project is expected to be completed in January 2020.

Greenhouse Gas Emissions Annual Reporting

- IEUA will continue to voluntarily report its greenhouse gas emissions to The Climate Registry.

Beneficial Use of Biogas

- IEUA is evaluating opportunities to beneficially use the biogas generated at RP-1 in addition to on-site use for digesters heating.

UCR Energy Demand Management

- IEUA will continue to work with University of California, Riverside (UCR) to demonstrate and deploy energy management, data acquisition, and supervisory control strategies to improve efficiency and reduce both peak loads and electricity costs at CCWRF.

2018

IEUA FY 2017-2018 Recycled Water Annual Report

Water Smart
Thinking in Terms of Tomorrow



Inland Empire Utilities Agency
A MUNICIPAL WATER DISTRICT



Inland Empire Utilities Agency

A MUNICIPAL WATER DISTRICT

TABLE OF CONTENTS

INTRODUCTION	1
DEMANDS	2
DEMANDS BY USE TYPE.....	3
RETAIL DEMANDS	4
CUSTOMERS DEMANDS.....	5
ECONOMIC AND ENVIRONMENTAL IMPACTS.....	5
HISTORY	6
TREATMENT PLANTS.....	7

FIGURES

Figure 1 - IEUA Service Area.....	1
Figure 2 – Historical Recycled Water Direct Use and Groundwater Recharge	2
Figure 3 – Recycled Water Demand by Use Type for 2017/18	3

TABLES

Table 1 – Recycled Water Demand by Use Type for 2017/18	3
Table 2 –Recycled Water Demand by Agency for 2017/18	4
Table 3 –Top 10 Recycled Water Customers for 2017/18	5

APPENDICES

APPENDIX A Recycled Water Effluent Monitoring Data for Calendar Year 2017

APPENDIX B Recycled Water Compliance Data for Calendar Year 2017

INTRODUCTION

The 2017/18 Recycled Water Annual Report for the Inland Empire Utilities Agency (IEUA) recycled water program provides annual delivery data by IEUA retail member agencies, by usage types, and by customers. The 2017/18 report is for IEUA's fiscal year, which runs from July 2017 to June 2018. The report summarizes the program history, describes recent construction, and gives an overview of the IEUA treatment plants. IEUA provides wastewater treatment for its seven member agencies: the Cities of Chino, Chino Hills, Fontana, Montclair, Ontario, and Upland and Cucamonga Valley Water District. Recycled water from the treatment process is generated and delivered to its retail water agencies for use in the IEUA service area.

IEUA owns and operates five wastewater recycling facilities that serve over 875,000 people. Figure 1 shows the IEUA service area, its member agencies, and the locations of IEUA's treatment plants. Of the five plants, four produce tertiary-treated, Title 22-quality recycled water. Of the treatment plants, RP-2 does not have any liquid treatment processes, and as such does not produce any recycled water. The general layout and capacities of the water recycling plants are discussed in the last section of the report. Appendices A and B contain the recycled water effluent monitoring data and recycled water compliance data, respectively, for the 2017 calendar year for the four recycled water facilities.

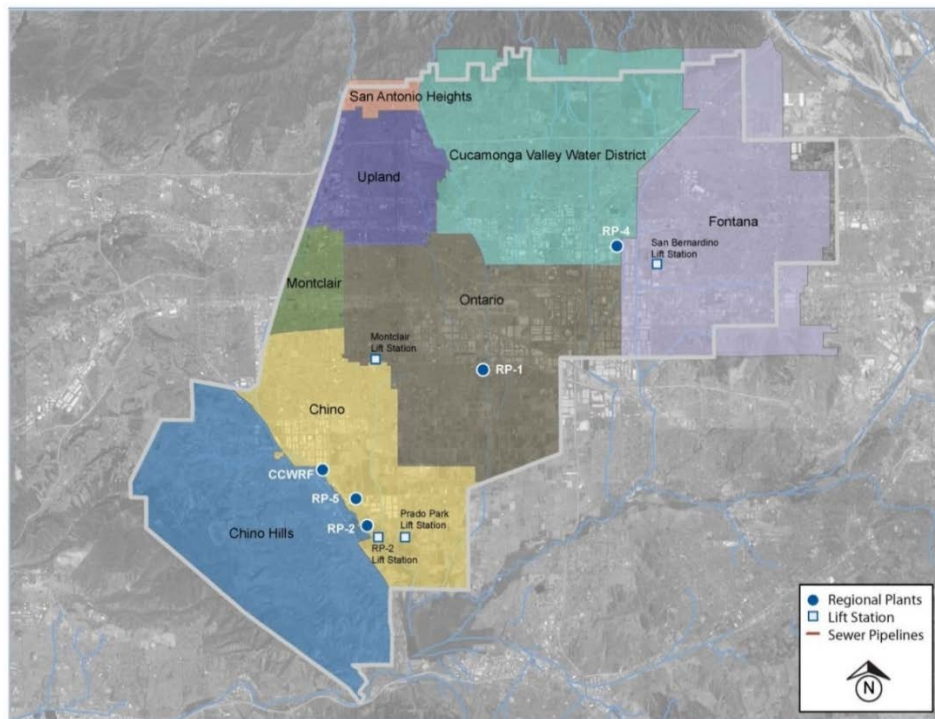


Figure 1 - IEUA Service Area

DEMANDS

During 2017/18, the average recycled water supply from IEUA’s facilities was approximately 47.5 million gallons per day (MGD), or 53,225 acre-feet per year (AFY). Recycled water groundwater recharge usage was 13,510 AFY and recycled water direct usage was 21,132 AFY. Total recycled water demands during 2017/18 were 34,642 acre-feet (AF), an increase by 3.7% from the previous fiscal year. Recycled water recharge was down 3% and direct use was up 8.5%. The recycled water delivery volumes of direct use and groundwater recharge can vary seasonally and annually based on a variety of factors (e.g. the rainfall intensity, rainfall duration, and recharge basin maintenance activities). Figure 2 shows IEUA’s historical direct use and groundwater recharge of recycled water for the past 10 years.

Recycled water demands for the combined direct use and recharge purposes were approximately 65 percent of the available supply. During the peak demand summer months (July through September), the total recycled water demand was approximately 85 percent of the available supply.

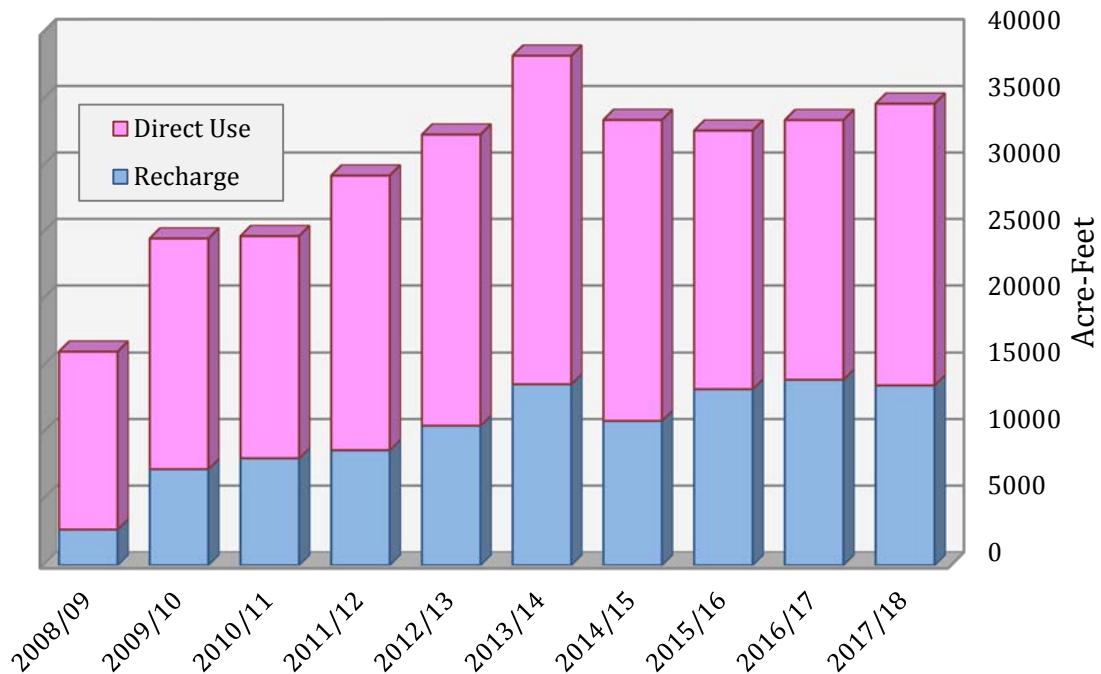


Figure 2 – Historical Recycled Water Direct Use and Groundwater Recharge

DEMANDS BY USE TYPE

Delivered recycled water was beneficially reused for a variety of applications including landscape irrigation, agricultural irrigation, industrial process water, groundwater recharge and construction. Table 1 and Figure 3 show the 2017/18 recycled water demand by use type.

Table 1 – Recycled Water Demand by Use Type for 2017/18

Type of Use	Demand (AF)	Percent of Demand
Recharge	13,510	39%
Agriculture	8,976	26%
Landscape	10,138	29%
Industrial	1,271	4%
Construction	746	2%
Total Demand	34,642	100%

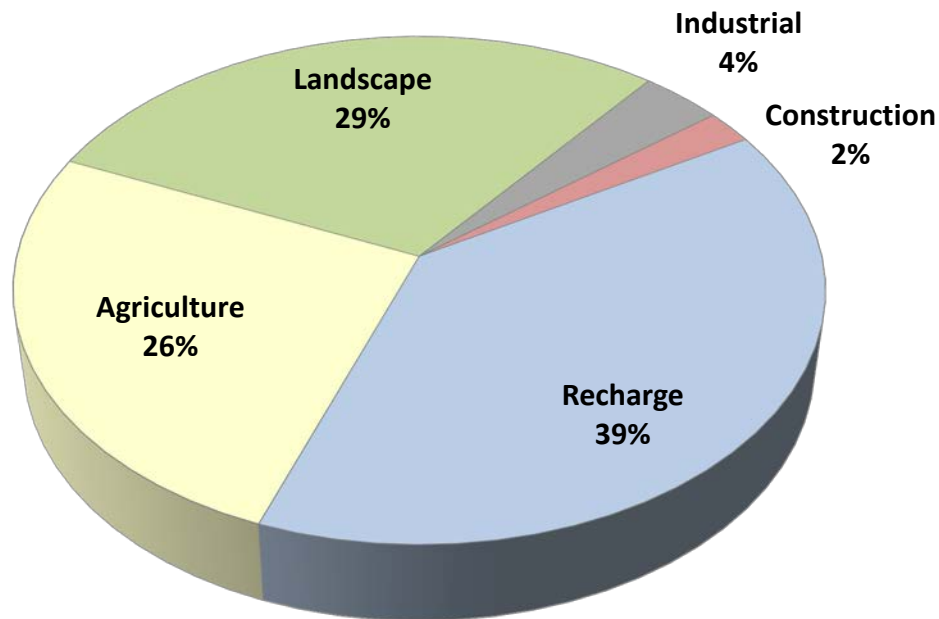


Figure 3 – Recycled Water Demand by Use Type for 2017/18

RETAIL DEMANDS

IEUA is the wholesale recycled water provider to its member agencies, which in turn are retail agencies that directly serve their customers. IEUA member agencies which served recycled water in 2017/18 include:

- City of Chino,
- City of Chino Hills,
- City of Ontario,
- Cucamonga Valley Water District (CVWD),
- Montclair (through MVWD),
- Fontana (through FWC), and
- City of Upland

Monte Vista Water District (MVWD) and Fontana Water Company (FWC) are the water retailers in the Cities of Montclair and Fontana, respectively, but are not IEUA member agencies. MVWD and FWC retail recycled water obtained from their overlying cities which are IEUA member agencies. San Bernardino County is currently a direct use customer of IEUA based on long standing historical contracts.

Table 2 show the recycled water demand by agency. Each agency's total includes its direct use and its allocation from IEUA for recycled water groundwater recharge based on IEUA's Regional Sewage Service Contract.

Table 2 –Recycled Water Demand by Agency for 2017/18

Retail Agency	Direct Use (AF)	Recharge Allocation (AF)	Agency Total (AF)
Chino	6,481	0	6,481
Chino Hills	1,857	1,360	3,217
CVWD	1,262	3,802	5,064
Fontana/FWC	158	2,943	3,100
Montclair/MVWD	318	657	975
Ontario	9,653	3,315	12,968
Upland	695	1,434	2,129
IEUA	448	0	448
San Bernardino County	261	0	261
Subtotal	21,132	13,510	34,642

Chino exceeded Base Entitlement per Resolution 2016-6-17

CUSTOMERS DEMANDS

Appendix C lists the recycled water direct use customers of each retail agency and their demands for the fiscal year. Table 3 lists the top ten largest direct reuse customer sites for the fiscal year (excluding groundwater recharge sites). During 2017/18, seventy-five (75) new connections were made to the recycled water system with a total new demand estimated at 305 AFY. Connected new demand is the anticipated annual usage based on land size and previous potable water usage history.

Table 3 –Top 10 Recycled Water Customers for 2017/18

Customer	Use (AF)	Type of Use	Retailer
Cleveland Farm	3,466	Agricultural	Ontario
GH Dairy	1,192	Agricultural	Ontario
New Indy Ontario	881	Industrial	Upland
Cal Poly Pomona	841	Agricultural	Chino
Superior Sod	795	Agricultural	Chino
Murai Farm	744	Agricultural	Ontario
Weststeyn Dairy	733	Agricultural	Chino
Whispering Lakes Golf Course	729	Landscape	Ontario
Los Serranos Golf Course	468	Landscape	Chino Hills
Upland Hills Country Club	394	Landscape	Upland
Subtotal	10,244		

ECONOMIC AND ENVIRONMENTAL IMPACTS

The 34,642 AF of recycled water used during the fiscal year is the equivalent of the water supply for roughly 45,221 homes. The use of recycled water reduces the need to pump State Water Project water over the Tehachapi Mountains, an equivalent net energy demand reduction of 2,657 kilowatt-hours (kWh) per AF, and an overall reduction of approximately 79 percent in carbon dioxide emissions.

IEUA's wholesale recycled water rate to its member agencies for 2017/18 was \$470/AF for direct usage and \$530/AF for recharge.

HISTORY

Early water recycling efforts in the 1970s by IEUA involved irrigation at the Whispering Lakes Golf Course adjacent to RP-1 in Ontario and at the El Prado Park and Golf Course in Chino. In the 1980s, recycled water continued to be an integral part of IEUA planning with implementation of the CCWRF and RP-4 recycling plants. These two recycling plants were sited specifically at higher elevations to reduce recycling plants water pumping costs. A backbone recycled water distribution system was installed in Chino and Chino Hills from CCWRF in 1997 and was initially operated by IEUA under Ordinance No. 63. This system was later turned over to the City of Chino and the City of Chino Hills and forms the core of the recycled water distribution network operated by these two cities.

The first major regional pipeline was constructed in 1995 and served the dual purpose of a regional recycled water distribution pipeline and an outfall allowing RP-4 effluent to be discharged with RP-1 effluent into Cucamonga Creek. The RP-4 outfall was designed as a pressurized system so that water could be pumped up from RP-1 to RP-4 as well as flow down in the opposite direction from RP-4 to RP-1 and the creek outfall.

In 1999, IEUA began groundwater recharge with recycled water at Ely Basin. The initial Ely Basin project was followed by the Chino Basin Watermaster's (CBWM) development of the Optimum Basin Management Program (OBMP) and the region's efforts (including IEUA's) to implement the OBMP. In 2000, the OBMP identified recycled water use as a critical component in drought-proofing and maintaining the region's economic growth. With imported water rates increasing and long-term supply reliability declining, the region committed to aggressively and proactively address regional impacts. The OBMP set the path for the development of a regional recycled water distribution system and a Recycled Water Implementation Plan.

The use of recycled water presented several advantages to IEUA and its member agencies: it is one of the most significant unused local water supplies; it is reliable during drought and climate change conditions; and it requires significantly less energy than imported water to deliver to customers thus reduces greenhouse gas emissions. IEUA in partnership with its member agencies and CBWM invested approximately \$625 million since 2000 to increase the availability of local water supplies through water recycling, conservation, recharge improvements, the MWD groundwater storage and recovery project, the Chino Desalter, and other water management programs.

In 2002, IEUA Board of Directors adopted Ordinance No. 75, the Mandatory Use Ordinance, to establish incentives and encourage recycled water use from the regional distributions system. Also in 2002, the CBWM, Chino Basin Water Conservation District (CBWCD), San Bernardino

County Flood Control District (SBCFCD) and IEUA joined forces to greatly expand groundwater recharge capacity through the Chino Basin Facilities Improvement Program.

In 2005, IEUA was permitted by the Regional Water Quality Control Board to operate its recycled water groundwater recharge programs at five additional recharge basins (Banana, Hickory, Etiwanda Conservation Ponds, Declez, RP3, and Turner basins). In 2007, IEUA was permitted to operate its recycled water groundwater recharge program at seven more recharge sites (Brooks, 8th Street, Victoria, Lower Day, San Sevaine, Etiwanda Spreading Grounds (later reconfigured as the Etiwanda Debris Basin) and Ely Basins. The 2007 permit was amended in 2009 to modify how IEUA tracks diluent water and recycled water blending, which effectively increased IEUA's ability to recharge using recycled water.

In November 2007, IEUA and its member agencies unanimously adopted the Three Year Recycled Water Business Plan. IEUA and its member agencies committed to implementing the plan, which laid out a focused and cost-effective approach to rapidly increase the availability and use of recycled water within IEUA's service area.

Based on the series of regional decisions since 2000, over \$350 million was invested into the implementation of a robust Recycled Water Program. The region has achieved program success by leveraging heavily on grant funding and loans. With unanimous regional support, annual recycled water use grew from approximately 5,000 AF in 2004/05 to 38,251 AF in FY 2013/14. Over the past four fiscal years, recycled water demand has fallen slightly and was 34,642 AF in 2017/18 and has been primarily driven by land use conversion from agriculture to urban.

TREATMENT PLANTS

IEUA owns and operates five regional water recycling facilities: RP-1, RP-2, RP-4, RP-5, and CCWRF. Of the treatment plants, RP-2 does not have any liquid treatment processes, and as such does not produce any recycled water. The combined treatment capacity of the remaining four plants is approximately 85 MGD. With the proposed plant expansion of RP-5, an additional 15 MGD average capacity will be achieved which will increase the combined treatment capacity to approximately 100 MGD.

APPENDIX A
RECYCLED WATER
EFFLUENT MONITORING DATA
FOR CALENDAR YEAR 2017

Inland Empire Utilities Agency
Regional Plant Nos. 1, 4, 5, & Carbon Canyon Water Recycling Facility, 2017 NPDES Annual Report

RP-1 (M-001A* & M-001B) Effluent Monitoring Data

Table No. 3a

Date	Flow			EC			pH			BOD ₅				TSS				TOC			TDS			TIN			TN			NH ₃ -N (grab)				
	Avg	Min	Max	Avg	Min	Max	Avg	Min	Max	Avg	Min	Max	Avg Dis	Avg	Min	Max	Avg Dis	Avg	Min	Max	Avg	Min	Max	Avg	Min	Max	Avg	Min	Max	Avg	Min	Max	Avg	Min
Limit>>>	MGD			µmhos/cm			unit			mg/L				mg/L				mg/L			mg/L			mg/L			mg/L			mg/L				
Jan-17	3.0	2.4	3.6	964	779	1,117	7.0	6.7	7.1	<2	<2	<2	0.5	<2	<2	<2	0.5	5.7	4.7	7.0	501	492	512	6.7	4.6	9.4	8.4	7.3	10.5	<0.1	<0.1	<0.1		
Feb-17	2.3	0.0	3.1	1,066	882	1,224	7.1	6.9	7.7	<2	<2	<2	0.5	<2	<2	2	0.5	6.4	5.2	7.4	520	514	526	7.7	5.8	10.3	9.0	7.9	9.9	<0.1	<0.1	<0.1		
Mar-17	0.0	0.0	0.0				7.2	7.1	7.3	<2	<2	<2	0.4	<2	<2	<2	0.5	6.0	5.4	6.8				5.7	4.3	6.9	7.4	6.6	8.6	<0.1	<0.1	<0.1		
Apr-17	0.1	0.0	1.2	983	879	1,075	7.1	7.0	7.3	<2	<2	<2	0.4	<2	<2	<2	0.4	6.3	5.8	6.6				5.4	2.7	8.5	6.3	5.0	7.5	<0.1	<0.1	<0.1		
May-17	0.0	0.0	0.0				7.2	6.6	7.2	<2	<2	<2	0.5	<2	<2	<2	0.4	5.9	5.2	6.4				6.4	3.3	10.3	7.6	4.7	10.3	<0.1	<0.1	<0.1		
Jun-17	2.6	0.0	4.1	903	856	1,120	7.2	7.1	7.3	<2	<2	2	0.4	<2	<2	<2	0.4	5.8	5.4	6.2	520	520	520	5.6	2.8	8.1	5.9	4.4	6.7	<0.1	<0.1	<0.1		
Jul-17	2.6	0.0	5.4	790	598	915	7.1	6.7	7.3	<2	<2	<2	0.4	<2	<2	3	0.5	5.6	5.2	5.9	502	458	530	7.6	2.8	10.9	7.9	3.7	10.6	<0.1	<0.1	<0.1		
Aug-17	2.5	1.7	5.7	823	588	1,004	7.1	6.9	7.2	<2	<2	<2	0.5	<2	<2	<2	0.5	5.5	5.2	5.8	509	490	518	6.4	4.9	9.1	6.1	5.2	6.6	<0.1	<0.1	<0.1		
Sep-17	3.5	2.0	7.0	703	517	978	7.0	6.5	7.2	<2	<2	<2	0.6	<2	<2	<2	0.6	5.7	5.1	6.2	497	490	510	6.1	4.7	7.5	6.8	5.9	8.2	<0.1	<0.1	<0.1		
Oct-17	3.2	2.9	6.0	758	458	1,787	6.9	6.6	7.1	<2	<2	<2	0.6	<2	<2	<2	0.6	5.3	5.1	7.1	486	470	500	6.4	4.2	8.3	6.8	6.1	8.3	<0.1	<0.1	<0.1		
Nov-17	2.8	1.0	5.0	745	720	771	6.8	6.7	7.0	<2	<2	<2	0.5	<2	<2	<2	0.5	5.5	5.1	6.1	475	468	484	8.3	6.4	12.1	8.6	7.7	9.6	<0.1	<0.1	<0.1		
Dec-17	4.2	0.0	5.1	754	655	1,003	6.9	6.8	7.3	<2	<2	<2	0.5	<2	<2	<2	0.5	5.9	5.4	6.5	471	436	508	7.2	4.9	11.7	8.2	6.2	11.7	<0.3	<0.1	1.0		
Avg	2.2	0.8	3.9	849	693	1,099	7.1	6.8	7.2	<2	<2	<2	0.5	<2	<2	<2	0.5	5.8	5.2	6.5	498	482	512	6.6	4.3	9.4	7.4	5.9	9.0	<0.1	<0.1	<0.2		
Min	0.0	0.0	0.0	703	458	771	6.8	6.5	7.0	<2	<2	<2	0.4	<2	<2	<2	0.4	5.3	4.7	5.8	471	436	484	5.4	2.7	6.9	5.9	3.7	6.6	<0.1	<0.1	<0.1		
Max	4.2	2.9	7.0	1,066	882	1,787	7.2	7.1	7.7	<2	<2	2	0.6	<2	<2	3	0.6	6.4	5.8	7.4	520	520	530	8.3	6.4	12.1	9.0	7.9	11.7	<0.3	<0.1	1.0		

*M-001A is the compliance point for continuous monitoring parameters, TDS, and toxicity.

RP-1/RP-4 (M-002A) Effluent Monitoring Data

Table No. 3b

Date	Flow			EC			pH			BOD ₅				TSS				TOC			TDS			TIN			TN			NH ₃ -N (grab)				
	Avg	Min	Max	Avg	Min	Max	Avg	Min	Max	Avg	Min	Max	Avg Dis	Avg	Min	Max	Avg Dis	Avg	Min	Max	Avg	Min	Max	Avg	Min	Max	Avg	Min	Max	Avg	Min	Max	Avg	Min
Limit>>>	MGD			µmhos/cm			unit			mg/L				mg/L				mg/L			mg/L			mg/L			mg/L			mg/L				
Jan-17	28.4	19.6	39.2	834	807	870	7.1	6.6	7.6	<2	<2	2	0.5	<2	<2	<2	0.5	5.5	4.5	6.6	493	474	510	6.6	4.5	9.4	7.6	7.6	7.6	<0.1	<0.1	<0.1		
Feb-17	24.4	15.1	35.1	739	680	812	6.9	6.7	7.0	<2	<2	<2	0.5	<2	<2	<2	0.5	6.2	5.0	7.0	480	456	508	7.4	5.9	10.2	9.2	9.2	9.2	<0.1	<0.1	<0.1		
Mar-17	5.1	0.8	14.3	744	691	830	7.0	6.7	7.1	<2	<2	<2	0.4	<2	<2	<2	0.5	5.7	5.2	6.6	479	466	496	5.5	4.2	6.7	8.3	8.3	8.3	<0.1	<0.1	<0.1		
Apr-17	3.0	1.0	15.9	779	718	828	6.9	6.7	7.1	<2	<2	<2	0.4	<2	<2	<2	0.5	6.0	5.6	6.3	488	476	494	5.4	2.4	8.7	7.4	7.4	7.4	<0.1	<0.1	<0.1		
May-17	2.0	0.3	6.6	711	659	764	6.9	6.6	7.1	<2	<2	<2	0.5	<2	<2	<2	0.5	5.7	5.1	6.2	477	470	486	5.7	3.0	9.6	6.2	6.2	6.2	<0.1	<0.1	<0.1		
Jun-17	0.6	0.0	7.7	734	693	780	6.9	6.6	7.1	<2	<2	2	0.5	<2	<2	<2	0.5	5.5	5.1	5.8	504	488	518	5.0	2.3	8.6	5.2	5.2	5.2	<0.1	<0.1	<0.1		
Jul-17	0.5	0.0	3.3	755	692	835	6.9	6.6	7.1	<2	<2	<2	0.4	<2	<2	<2	0.5	5.2	4.9	5.5	483	454	506	6.8	2.3	9.9	4.6	4.6	4.6	<0.1	<0.1	<0.1		
Aug-17	2.5	0.0	8.3	712	671	767	6.9	6.5	7.0	<2	<2	2	0.5	<2	<2	<2	0.5	5.2	4.8	5.5	459	438	484	5.5	4.0	7.3	6.1	6.1	6.1	<0.1	<0.1	<0.1		
Sep-17	3.3	0.1	7.3	692	654	729	6.9	6.5	7.1	<2	<2	<2	0.6	<2	<2	<2	0.6	5.4	4.8	6.1	456	438	466	5.5	3.5	8.0	5.5	5.5	5.5	<0.1	<0.1	<0.1		
Oct-17	3.6	0.1	8.6	835	671	964	6.9	6.5	7.0	<2	<2	<2	0.6	<2	<2	<2	0.6	5.0	4.8	5.3	439	428	454	6.1	4.2	9.0	7.9	7.9	7.9	<0.1	<0.1	<0.1		
Nov-17	7.8	2.1	11.8	718	680	753	6.8	6.6	7.0	<2	<2	<2	0.5	<2	<2	<2	0.5	5.2	4.7	5.6	459	448	470	6.3	4.4	10.2	6.0	6.0	6.0	<0.1	<0.1	0.1		
Dec-17	4.9	0.1	10.2	708	632	845	6.8	6.5	7.3	<2	<2	<2	0.5	<2	<2	<2	0.5	5.6	4.8	6.4	462	446	488	7.5	5.9	11.5	7.7	7.7	7.7	<0.1	<0.1	<0.1		
Avg	7.2	3.3	14.0	747	687	815	6.9	6.6	7.1	<2	<2	<2	0.5	<2	<2	<2	0.5	5.5	4.9	6.1	473	457	490	6.1	3.9	9.1	6.8	6.8	6.8	<0.1	<0.1	<0.1		
Min	0.5	0.0	3.3	692	632	729	6.8	6.5	7.0	<2	<2	<2	0.4	<2	<2	<2	0.5	5.0	4.5	5.3	439	428	454	5.0	2.3	6.7	4.6	4.6	4.6	<0.1	<0.1	<0.1		
Max	28.4	19.6	39.2	835	807	964	7.1	6.7	7.6	<2	<2	2	0.6	<2	<2	<2	0.6	6.2	5.6	7.0	504	488	518	7.5	5.9	11.5	9.2	9.2	9.2	<0.1	<0.1	0.1		

Inland Empire Utilities Agency
Regional Plant Nos. 1, 4, 5, & Carbon Canyon Water Recycling Facility, 2017 NPDES Annual Report

RP-5 (M-003) Effluent Monitoring Data

Table No. 3c

Date	Flow			EC			pH			BOD ₅				TSS				TOC			TDS			TIN			TN			NH ₃ -N (grab)				
	Avg	Min	Max	Avg	Min	Max	Avg	Min	Max	Avg	Min	Max	Avg Dis	Avg	Min	Max	Avg Dis	Avg	Min	Max	Avg	Min	Max	Avg	Min	Max	Avg	Min	Max	Avg	Min	Max	Avg	Min
Limit>>>	MGD			µmhos/cm			unit			mg/L				%				mg/L			mg/L			mg/L			mg/L			mg/L				
Jan-17	5.5	3.7	8.5	993	870	1,113	6.8	6.7	7.0	<2	<2	<2	0.5	<2	<2	2	0.5	5.1	4.6	6.0	513	504	520	6.2	4.0	8.7	8.0	8.0	8.0	<0.1	<0.1	<0.1		
Feb-17	4.7	2.9	6.6	1,051	1,000	1,142	6.9	6.8	7.1	<2	<2	2	0.4	<2	<2	2	0.4	5.5	5.2	6.0	542	536	550	6.3	5.0	7.2	7.3	7.3	7.3	<0.1	<0.1	0.2		
Mar-17	5.7	4.7	7.6	1,098	885	1,233	7.0	6.7	7.1	<2	<2	<2	0.4	<2	<2	2	0.5	5.7	5.1	6.2	523	510	532	5.2	4.0	6.9	6.8	6.8	6.8	<0.1	<0.1	<0.1		
Apr-17	3.7	1.4	5.9	936	881	1,096	6.9	6.6	7.1	<2	<2	2	0.5	<2	<2	3	0.6	5.6	5.0	6.5	515	504	526	6.5	5.5	7.8	7.3	7.3	7.3	<0.1	<0.1	<0.1		
May-17	3.3	1.8	4.9	1,043	908	1,104	6.9	6.7	7.1	<2	<2	<2	0.7	<2	<2	3	0.9	5.1	4.6	5.8	520	516	522	7.0	6.0	8.3	8.0	8.0	8.0	<0.1	<0.1	<0.1		
Jun-17	1.5	0.0	3.2	1,176	1,057	1,308	7.0	6.7	7.4	<2	<2	<2	0.4	<2	<2	4	0.4	5.4	4.8	6.7	539	496	576	6.4	4.9	7.7	7.3	7.3	7.3	<0.1	<0.1	<0.1		
Jul-17	0.4	0.0	1.6	1,198	1,141	1,268	7.2	6.7	7.5	<2	<2	3	0.5	<2	<2	4	0.7	4.8	4.5	5.7	538	536	540	6.8	5.6	7.8	6.8	6.8	6.8	<0.1	<0.1	<0.1		
Aug-17	0.0	0.0	0.0	1,154	1,069	1,188	7.2	7.0	7.4	<2	<2	<2	0.6	<2	<2	<2	0.6	4.6	4.4	5.0				6.1	5.1	7.8								
Sep-17	0.7	0.0	2.2	1,148	1,113	1,203	7.1	6.6	7.4	<2	<2	<2	0.6	<2	<2	2	0.5	4.7	4.0	5.7	515	506	524	5.9	5.2	6.9	5.7	5.7	5.7	<0.1	<0.1	<0.1		
Oct-17	2.5	1.2	4.6	1,159	1,120	1,186	7.0	6.7	7.2	<2	<2	<2	0.6	<2	<2	6	0.6	4.4	4.0	4.8	500	488	514	6.1	5.3	7.3	5.4	5.4	5.4	<0.1	<0.1	<0.1		
Nov-17	4.1	1.9	7.4	1,096	1,058	1,131	7.0	6.9	7.3	<2	<2	2	0.5	<2	<2	5	0.6	4.7	4.1	5.3	493	482	518	5.9	4.6	7.0	6.5	6.5	6.5	<0.1	<0.1	<0.1		
Dec-17	3.0	1.3	5.8	1,037	1,003	1,109	6.9	6.7	7.1	<2	<2	<2	0.6	<4	<2	23	0.6	4.8	4.3	5.3	470	440	486	6.1	4.6	8.0	7.1	7.1	7.1	<0.1	<0.1	<0.1		
Avg	2.9	1.6	4.9	1,091	1,009	1,173	7.0	6.7	7.2	<2	<2	<2	0.5	<2	<2	5	0.6	5.0	4.5	5.7	515	502	528	6.2	5.0	7.6	6.9	6.9	6.9	<0.1	<0.1	<0.1		
Min	0.0	0.0	0.0	936	870	1,096	6.8	6.6	7.0	<2	<2	<2	0.4	<2	<2	<2	0.4	4.4	4.0	4.8	470	440	486	5.2	4.0	6.9	5.4	5.4	5.4	<0.1	<0.1	<0.1		
Max	5.7	4.7	8.5	1,198	1,141	1,308	7.2	7.0	7.5	<2	<2	3	0.7	<4	<2	23	0.9	5.7	5.2	6.7	542	536	576	7.0	6.0	8.7	8.0	8.0	8.0	<0.1	<0.1	0.2		

*Lab EC data used

CCWRF (M-004) Effluent Monitoring Data

Table No. 3d

Date	Flow			EC			pH			BOD ₅				TSS				TOC			TDS			TIN			TN			NH ₃ -N (grab)				
	Avg	Min	Max	Avg	Min	Max	Avg	Min	Max	Avg	Min	Max	Avg Dis	Avg	Min	Max	Avg Dis	Avg	Min	Max	Avg	Min	Max	Avg	Min	Max	Avg	Min	Max	Avg	Min	Max	Avg	Min
Limit>>>	MGD			µmhos/cm			unit			mg/L				%				mg/L			mg/L			mg/L			mg/L			mg/L				
Jan-17	8.0	3.5	11.0	893	787	948	6.9	6.7	7.0	<2	<2	<2	0.6	<2	<2	3	0.8	5.2	4.5	5.7	505	464	532	6.3	4.6	11.8	8.4	8.4	8.4	<0.1	<0.1	<0.1		
Feb-17	8.1	6.6	9.6	900	846	940	7.0	6.7	7.1	<2	<2	<2	0.5	<2	<2	5	0.6	5.5	5.1	5.9	518	508	524	4.7	3.6	6.5	5.7	5.7	5.7	<0.1	<0.1	<0.1		
Mar-17	6.0	4.0	8.0	851	821	888	7.0	6.7	7.1	<2	<2	<2	0.5	<2	<2	3	0.6	5.5	4.8	6.3	495	486	508	5.1	3.6	5.8	6.7	6.7	6.7	<0.1	<0.1	<0.1		
Apr-17	2.1	1.0	6.1	882	854	915	6.9	6.5	7.1	<2	<2	2	0.6	3	<2	10	1.5	5.7	5.2	7.7	508	498	518	5.2	3.6	6.1	4.9	4.9	4.9	<0.1	<0.1	<0.1		
May-17	2.6	0.5	5.2	853	727	949	6.9	6.6	7.1	<2	<2	3	0.8	<2	<2	4	2.0	5.3	4.6	6.1	509	496	520	4.1	2.8	5.2	5.7	5.7	5.7	<0.1	<0.1	<0.1		
Jun-17	1.0	0.6	1.3	831	749	911	6.8	6.6	7.0	<2	<2	<2	0.4	<2	<2	<2	0.8	5.8	5.4	6.2	503	496	512	4.6	3.9	5.5	5.3	5.3	5.3	0.2	<0.1	0.3		
Jul-17	1.4	0.3	3.5	873	713	956	6.8	6.5	7.7	<2	<2	<2	0.2	<2	<2	3	0.3	6.0	5.5	6.4	485	382	550	5.3	3.9	6.8	6.6	6.6	6.6	<0.1	<0.1	<0.1		
Aug-17	0.0	0.0	0.0	838	800	919	7.2	7.0	7.3	<2	<2	<2	0.4	<2	<2	<2	0.4	6.7	5.8	7.6				5.8	5.0	7.6								
Sep-17	0.0	0.0	0.0	818	790	875	7.2	7.1	7.3	<2	<2	<2	0.4	<2	<2	<2	0.5	5.9	5.5	6.9				5.7	5.1	6.7								
Oct-17	1.4	0.0	2.2	859	806	890	6.9	6.7	7.2	<2	<2	<2	0.5	<2	<2	<2	0.5	5.5	4.3	6.0	497	464	526	5.6	4.5	7.0	6.0	6.0	6.0	<0.1	<0.1	<0.1		
Nov-17	1.6	0.8	3.4	850	805	894	6.9	6.6	7.1	<2	<2	<2	0.5	<2	<2	<2	0.5	5.3	5.0	5.6	511	476	540	5.4	3.6	6.3	6.3	6.3	6.3	<0.1	<0.1	<0.1		
Dec-17	1.8	1.0	4.6	840	801	889	6.8	6.6	7.0	<2	<2	2	0.4	<2	<2	<2	0.4	5.7	4.9	6.6	472	460	482	5.5	4.8	7.8	5.8	5.8	5.8	<0.1	<0.1	<0.1		
Avg	2.8	1.5	4.6	857	792	915	6.9	6.7	7.2	<2	<2	<2	0.5	<2	<2	3	0.7	5.7	5.0	6.4	500	473	521	5.3	4.1	6.9	6.1	6.1	6.1	<0.1	<0.1	<0.1		
Min	0.0	0.0	0.0	818	713	875	6.8	6.5	7.0	<2	<2	<2	0.2	<2	<2	<2	0.3	5.2	4.3	5.6	472	382	482	4.1	2.8	5.2	4.9	4.9	4.9	<0.1	<0.1	<0.1		
Max	8.1	6.6	11.0	900	854	956	7.2	7.1	7.7	<2	<2	3	0.8	3	<2	10	2.0	6.7	5.8	7.7	518	508	550	6.3	5.1	11.8	8.4	8.4	8.4	0.2	<0.1	0.3		

Inland Empire Utilities Agency

Regional Plant Nos. 1, 4, 5, & Carbon Canyon Water Recycling Facility, 2017 NPDES Annual Report

RP-1 (M-001A) Effluent Monthly Toxicity Data

Table No. 4a

CHRONIC TOXICITY - SURVIVAL (Ceriodaphnia Dubia)					CHRONIC TOXICITY - REPRODUCTION (Ceriodaphnia dubia)				
START DATE	END DATE	NOEC	TUc	2-Mo Median TUc	NOEC	TUc	2-Mo Median TUc	IC ₂₅	
01/08/17	thru 01/13/17	100	1.0	1.0	100	1.0	1.0	100	
02/05/17	thru 02/09/17	100	1.0	1.0	100	1.0	1.0	100	
					No Discharge During March 2017 No Discharge During April 2017* No Discharge During May 2017				
06/22/17**	thru 06/28/17	100	1.0	1.0	100	1.0	1.0	100	
07/16/17	thru 07/22/17	100	1.0	1.0	100	1.0	1.0	100	
08/07/17	thru 08/13/17	100	1.0	1.0	100	1.0	1.0	100	
09/02/17	thru 09/09/17	100	1.0	1.0	100	1.0	1.0	100	
09/30/17	thru 10/07/17	100	1.0	1.0	100	1.0	1.0	100	
11/04/17	thru 11/10/17	100	1.0	1.0	100	1.0	1.0	100	
12/02/17	thru 12/08/17	100	1.0	1.0	100	1.0	1.0	100	

*Discharge during the month of April 2017 was not a long enough duration to run a bioassay.

RP-1 (M-002A) Effluent Monthly Toxicity Data

Table No. 4b

CHRONIC TOXICITY - SURVIVAL (Ceriodaphnia Dubia)					CHRONIC TOXICITY - REPRODUCTION (Ceriodaphnia dubia)				
START DATE	END DATE	NOEC	TUc	2-Mo Median TUc	NOEC	TUc	2-Mo Median TUc	IC ₂₅	
01/01/17	thru 01/06/17	100	1.0	1.0	100	1.0	1.0	100	
02/12/17	thru 02/16/17	100	1.0	1.0	100	1.0	1.0	100	
03/05/17	thru 03/10/17	100	1.0	1.0	100	1.0	1.0	100	
04/02/17	thru 04/06/17	100	1.0	1.0	100	1.0	1.0	100	
05/29/17**	thru 06/02/17	100	1.0	1.0	100	1.0	1.0	100	
06/22/17**	thru 06/28/17	100	1.0	1.0	100	1.0	1.0	100	
07/08/17	thru 07/14/17	100	1.0	1.0	100	1.0	1.0	100	
08/12/17	thru 08/19/17	100	1.0	1.0	100	1.0	1.0	100	
09/16/17	thru 09/21/17	100	1.0	1.0	100	1.0	1.0	100	
09/30/17	thru 10/07/17	100	1.0	1.0	100	1.0	1.0	100	
11/04/17	thru 11/10/17	100	1.0	1.0	100	1.0	1.0	100	
12/02/17	thru 12/08/17	100	1.0	1.0	100	1.0	1.0	100	

** MBC Laboratory

Inland Empire Utilities Agency

Regional Plant Nos. 1, 4, 5, & Carbon Canyon Water Recycling Facility, 2017 NPDES Annual Report

RP-5 (M-003) Effluent Monthly Toxicity Data

Table No. 4c

CHRONIC TOXICITY - SURVIVAL					CHRONIC TOXICITY - REPRODUCTION				
<i>(Ceriodaphnia Dubia)</i>					<i>(Ceriodaphnia dubia)</i>				
START DATE	END DATE	NOEC	TUc	2-Mo Median TUc	NOEC	TUc	2-Mo Median TUc	IC ₂₅	
01/01/17	thru 01/06/17	100	1.0	1.0	100	1.0	1.0	100	
02/12/17	thru 02/16/17	100	1.0	1.0	100	1.0	1.0	100	
03/05/17	thru 03/10/17	100	1.0	1.0	100	1.0	1.0	100	
04/02/17	thru 04/06/17	100	1.0	1.0	100	1.0	1.0	100	
05/29/17*	thru 06/02/17	100	1.0	1.0	100	1.0	1.0	100	
06/22/17*	thru 06/28/17	100	1.0	1.0	100	1.0	1.0	100	
07/16/17	thru 07/24/17	100	1.0	1.0	100	1.0	1.0	100	
No Discharge During August 2017									
09/23/17	thru 09/29/17	100	1.0	1.0	100	1.0	1.0	100	
10/22/17	thru 10/28/17	100	1.0	1.0	100	1.0	1.0	100	
11/11/17	thru 11/16/17	100	1.0	1.0	100	1.0	1.0	100	
12/09/17	thru 12/15/17	100	1.0	1.0	100	1.0	1.0	100	

CCWRF (M-004) Effluent Monthly Toxicity Data

Table No. 4d

CHRONIC TOXICITY - SURVIVAL					CHRONIC TOXICITY - REPRODUCTION				
<i>(Ceriodaphnia Dubia)</i>					<i>(Ceriodaphnia dubia)</i>				
START DATE	END DATE	NOEC	TUc	2-Mo Median TUc	NOEC	TUc	2-Mo Median TUc	IC ₂₅	
01/15/17	thru 01/20/17	100	1.0	1.0	100	1.0	1.0	100	
02/19/17	thru 02/23/17	100	1.0	1.0	100	1.0	1.0	100	
03/12/17	thru 03/16/17	100	1.0	1.0	100	1.0	1.0	100	
04/16/17	thru 04/21/17	100	1.0	1.0	100	1.0	1.0	100	
05/29/17*	thru 06/02/17	100	1.0	1.0	100	1.0	1.0	100	
06/22/17*	thru 06/28/17	100	1.0	1.0	100	1.0	1.0	100	
07/08/17	thru 07/14/17	100	1.0	1.0	100	1.0	1.0	100	
No Discharge During August 2017									
No Discharge During September 2017									
10/07/17	thru 10/15/17	100	1.0	1.0	100	1.0	1.0	100	
11/18/17	thru 11/24/17	100	1.0	1.0	100	1.0	1.0	100	
12/23/17	thru 12/29/17	100	1.0	1.0	100	1.0	1.0	100	

* MBC Laboratory

Inland Empire Utilities Agency
Regional Plant Nos. 1, 4, 5, & Carbon Canyon Water Recycling Facility, 2017 NPDES Annual Report

RP-1 (M-001A & M-001B) & RP-1/RP-4 (M-002A) Effluent Monitoring and Coliform Data

Table No. 5a

Date	001 Turbidity		002 Turbidity		001 Temp		002 Temp		001 Daily Coliform		001 7-day Median		002 Daily Coliform*		002 7-day Median		001 FLR	001 DT	001 CT	002 FLR	002 DT	002 CT				
	Avg	Max	Avg	Max	Avg	Max	Avg	Max	Avg	Max	Avg	Max	Avg	Max	Avg	Max	Max	Min	Min	Max	Min	Min				
	NTU		NTU		°C		°C		MPN / 100 mL												gpm/ft ²	min	mg-min/L	gpm/ft ³	min	mg-min/L
Jan-17	0.6	0.8	0.5	0.7	21.9	23.1	19.4	24.8	<4	86	<1	<1	<4	86	<1	<1	4	148	660	4	111	632				
Feb-17	0.7	1.0	0.6	0.8	22.7	23.2	23.2	23.8	<1	6	<1	<1	<1	6	<1	<1	4	101	712	4	111	709				
Mar-17	0.6	0.7	0.4	0.6			24.5	25.4	<2	46	<1	<1	<2	46	<1	<1	3	147	714	3	142	760				
Apr-17	0.6	0.8	0.5	0.7	25.0	25.7	26.0	27.0	<1	2	<1	<1	<1	2	<1	<1	3	163	808	3	133	755				
May-17	0.5	0.7	0.5	0.8			27.0	27.8	<1	2	<1	<1	<1	2	<1	<1	3	169	726	3	145	682				
Jun-17	0.5	0.7	0.5	0.6	28.4	29.5	29.0	30.4	<1	3	<1	<1	<1	3	<1	<1	3	155	708	3	141	641				
Jul-17	0.5	0.6	0.4	1.2	29.9	30.3	30.7	31.2	<1	1	<1	<1	<1	1	<1	<1	3	157	722	3	136	685				
Aug-17	0.5	0.7	0.4	0.6	30.1	30.8	30.0	30.8	<1	1	<1	<1	<1	1	<1	<1	3	146	592	3	139	543				
Sep-17	0.4	0.6	0.4	0.7	29.4	30.8	29.5	30.9	<1	1	<1	<1	<1	1	<1	<1	3	144	539	3	154	574				
Oct-17	0.4	0.5	0.4	2.0	28.0	28.8	27.9	28.6	<1	2	<1	<1	<1	2	<1	<1	3	159	579	3	169	527				
Nov-17	0.5	0.7	0.5	0.7	26.5	27.3	26.2	27.1	<1	2	<1	<2	<1	2	<1	<2	3	92	457	3	178	532				
Dec-17	0.6	0.7	0.5	0.7	24.2	25.7	23.3	25.3	<1	1	<1	1	<1	1	<1	1	3	164	569	3	202	854				
Avg	0.5	0.7	0.5	0.9	26.6	27.5	26.4	27.8	<1	13	<1	<1	<1	13	<1	<1	3	145	642	3	147	658				
Min	0.4	0.5	0.4	0.6	21.9	23.1	19.4	23.8	<1	1	<1	<1	<1	1	<1	<1	3	92	457	3	111	527				
Max	0.7	1.0	0.6	2.0	30.1	30.8	30.7	31.2	<4	86	<1	<2	<4	86	<1	<2	4	169	808	4	202	854				

Requirements for disinfected tertiary-treated recycled water Title 22 Compliance: Min: 450 mg/L-min CT & 90 min DT
*Beginning August 2009, 002 effluent coliform compliance point at M-001B (splitter box).

RP-5 (M-003) & CCWRF (M-004) Effluent Monitoring and Coliform Data

Table No. 5b

Date	003 Turbidity		004 Turbidity		003 Temp		004 Temp		003 Daily Coliform		003 7-day Median		004 Daily Coliform		004 7-day Median		003 FLR	003 DT	003 CT	004 FLR	004 DT	004 CT				
	Avg	Max	Avg	Max	Avg	Max	Avg	Max	Avg	Max	Avg	Max	Avg	Max	Avg	Max	Max	Min	Min	Max	Min	Min				
	NTU		NTU		°C		°C		MPN / 100 mL												gpm/ft ²	min	mg-min/L	gpm/ft ³	min	mg-min/L
Jan-17	0.8	1.0	0.6	1.0	21.6	23.0	19.8	21.2	<1	3	<1	<1	<1	8	<1	<1	3	123	515	2	110	462				
Feb-17	0.8	1.0	0.9	1.3	22.6	22.9	20.9	22.0	<1	1	<1	<1	<1	1	<1	<1	3	154	480	2	104	490				
Mar-17	1.0	1.2	0.6	0.9	24.3	25.2	21.7	24.0	<1	<1	<1	<1	<1	1	<1	<1	3	161	501	3	118	484				
Apr-17	1.0	1.4	0.6	0.7	24.8	25.8	20.8	23.6	<1	2	<1	<1	<1	10	<1	<1	3	164	485	3	129	492				
May-17	0.9	1.7	0.8	1.2	24.6	24.8	23.0	24.8	<2	20	<1	<1	<1	1	<1	<1	3	147	489	3	118	487				
Jun-17	0.6	1.4	0.7	1.0	24.4	24.8	25.7	27.6	<9	165.8	<1	1	<1	1	<1	<1	3	162	485	3	126	479				
Jul-17	0.6	0.9	0.7	1.0	24.6	24.7	28.8	30.4	<1	1	<1	<1	<57	1732.9	<1	<1	3	148	543	3	121	560				
Aug-17	1.0	1.1	1.0	1.4					<79.1	>2419.6	<1	<1	<2	19.9	<1	<1	3	188	493	2	112	475				
Sep-17	0.9	1.4	0.6	0.9	24.7	24.8			<1	1	<1	<1	<1	4.1	<1	<1	3	156	576	2	110	531				
Oct-17	0.7	0.8	0.7	1.0	25.6	27.1	26.1	27.0	<1	1	<1	<1	<1	3.1	<1	<1	4	137	500	2	123	552				
Nov-17	0.7	1.1	0.4	0.5	25.1	26.6	24.9	25.8	<2	31.8	<1	<2	<1	2	<1	<2	4	137	496	2	132	535				
Dec-17	0.7	1.1	0.5	0.7	24.5	24.8	19.0	22.1	<1	1	<1	<1	<1	1	<1	<1	3	99	491	2	128	508				
Avg	0.8	1.2	0.7	1.0	24.2	25.0	23.1	24.9	<8	221	<1	<1	<6	149	<1	<1	3	148	501	2	119	505				
Min	0.6	0.8	0.4	0.5	21.6	22.9	19.0	21.2	<1	<1	<1	<1	<1	1	<1	<1	3	99	480	2	104	462				
Max	1.0	1.7	1.0	1.4	25.6	27.1	28.8	30.4	79	2,420	<1	<2	57	1,733	<1	<2	4	188	576	3	132	560				

Requirements for disinfected tertiary-treated recycled water Title 22 Compliance: Min: 450 mg/L-min CT & 90 min DT

Inland Empire Utilities Agency
Regional Plant Nos. 1, 4, 5, & Carbon Canyon Water Recycling Facility, 2017 NPDES Annual Report

RP-1 (M-001A) & RP-1/RP-4 (M-002A) Effluent and Receiving Water (R-002U & R-002D) Data

Table No. 6a

Date	M-001A Cl ₂ Residual*		M-002A Cl ₂ Residual*		Upstream Cucamonga Creek (R-002U)									Downstream Cucamonga Creek (R-002D)								
	DO		Temp		pH		TDS	TIN	Total Hardness	TSS	DO		Temp		pH		Total Hardness	TSS				
	Avg	Max	Avg	Max	Avg	Min	Avg	Max	Min	Max	Avg	Avg	Avg	Avg	Avg	Min	Avg	Max	Min	Max	Avg	Avg
	mg/L				mg/L		°C		unit		mg/L	mg/L	mg/L	mg/L	mg/L		°C		unit		mg/L	mg/L
Jan-17	0.0	0.0	0.0	0.0	13.7	11.6	8.9	12.1	8.4	9.4	454	0.6	125	9	8.7	8.2	18.9	21.7	7.6	7.8	149	1
Feb-17	0.0	0.0	0.0	4.9	13.3	12.8	13.1	15.5	9.1	9.4	374	0.1			8.8	8.4	21.2	22.3	7.4	7.8		
Mar-17			0.0	0.0	12.7	10.2	13.7	17.6	9.2	9.7	144	0.1			9.7	9.3	19.0	20.1	7.8	8.3		
Apr-17	0.0	0.0	0.0	0.0	11.3	10.4	15.9	20.8	8.9	9.7	312	<0.2	148	4	9.9	8.5	19.9	22.1	8.2	8.6	151	2
May-17	0.0	0.0	0.0	0.0	10.8	9.9	19.0	22.2	8.8	9.9	578	<0.2			9.5	8.8	21.1	22.4	8.0	8.7		
Jun-17	0.0	0.0	0.0	0.0	10.5	10.3	19.7	22.4	9.3	9.7	350	0.1			8.9	8.5	21.2	23.2	8.4	8.7		
Jul-17	0.0	0.0	0.0	0.0	11.2	10.3	22.3	23.3	9.2	9.7	590	<0.2	239	12	9.0	8.6	22.9	23.4	8.4	8.6	154	23
Aug-17	0.0	0.0	0.0	0.0	10.4	9.2	22.6	25.2	9.2	9.6	516	1.6			9.3	8.4	24.3	26.3	8.4	8.7		
Sep-17	0.0	0.0	0.0	0.0	10.6	10.1	19.6	22.6	9.0	9.6	402	1.9			9.1	8.8	23.7	25.9	8.2	8.5		
Oct-17	0.0	0.0	0.0	0.0	10.6	9.6	16.5	18.5	9.0	9.5	308	0.1	153	<10	9.0	7.7	21.0	22.7	8.2	8.5	127	<10
Nov-17	0.0	0.0	0.0	0.0	13.3	12.1	14.3	15.6	9.6	10.1	316	0.9			9.5	8.8	21.0	23.3	8.1	8.7		
Dec-17	0.0	0.0	0.0	0.0	13.0	12.4	8.4	9.1	9.1	9.4	240	1.5			10.9	10.1	14.6	17.2	8.2	8.5		
Avg	0.0	0.0	0.0	0.4	11.8	10.7	16.2	18.7	9.1	9.6	382	0.6	166	9	9.4	8.7	20.7	22.6	8.1	8.5	145	9
Min	0.0	0.0	0.0	0.0	10.4	9.2	8.4	9.1	8.4	9.4	144	0.1	125	4	8.7	7.7	14.6	17.2	7.4	7.8	127	1
Max	0.0	0.0	0.0	4.9	13.7	12.8	22.6	25.2	9.6	10.1	590	1.9	239	12	10.9	10.1	24.3	26.3	8.4	8.7	154	23

RP-5 (M-003) & CCWRF (M-004) Effluent and Receiving Water (R-003U, R-003D, & R-004U) Data

Table No. 6b

Date	M-003 Cl ₂ Residual*		M-004 Cl ₂ Residual*		Upstream Chino Creek (R-003U)									Downstream Chino Creek (R-003D)						Upstream Chino Creek (R-004U)													
	DO		Temp		pH		TDS	TIN	Total Hardness	TSS	DO		Temp		pH		Total Hardness	TSS	DO		Temp		pH		TDS	TIN	Total Hardness	TSS					
	Avg	Max	Avg	Max	Avg	Min	Avg	Max	Min	Max	Avg	Avg	Avg	Avg	Avg	Min	Avg	Max	Min	Max	Avg	Avg	Avg	Min	Max	Avg	Avg	Avg	Avg				
	mg/L				mg/L		°C		unit		mg/L	mg/L	mg/L	mg/L	mg/L		°C		unit		mg/L	mg/L	mg/L		°C		unit		mg/L	mg/L	mg/L	mg/L	
Jan-17	0.0	0.0	0.0	0.0	10.8	6.2	17.5	22.6	7.8	8.6	508	9.1	151	34	8.4	7.9	17.6	18.3	7.2	7.4	259	4	13.0	10.3	11.7	17.3	8.4	10.9	904	3.0	525	11	
Feb-17	0.0	0.0	0.0	0.0	9.7	7.1	21.0	22.8	7.6	8.4	520	4.4			8.4	7.8	20.2	20.7	7.3	7.6			15.3	11.9	15.1	22.5	8.7	9.9	1076	3.8			
Mar-17	0.0	0.0	0.0	0.0	9.7	8.4	21.8	24.5	7.1	8.3	554	2.8			7.7	7.1	22.5	24.0	7.3	7.8			13.1	11.6	17.5	26.3	8.4	9.2	810	0.8			
Apr-17	0.0	0.0	0.0	0.0	12.5	8.3	20.5	25.4	7.3	9.0	674	4.0	6	312	6	7.8	6.7	22.9	24.0	7.1	7.6	285	3	13.2	11.9	19.0	28.6	8.6	8.9	964	1.4	544	108
May-17	0.0	0.0	0.0	0.0	10.7	9.2	22.4	24.9	6.4	8.6	522	4.7			7.8	7.4	25.7	26.6	7.3	7.4			14.0	12.8	17.5	20.7	6.4	8.9	966	1.2			
Jun-17	0.0	0.0	0.0	0.0	10.1	5.3	25.2	28.7	6.7	8.7	530	6.7			6.6	5.6	24.5	27.2	7.4	7.6			11.7	8.3	25.0	31.6	6.7	9.9	1040	1.0			
Jul-17	0.0	0.0	0.0	0.0	14.5	8.4	29.1	30.0	6.7	8.9	496	3.9	122	20	6.6	5.8	24.1	24.5	7.3	8.3	355	13	14.1	13.0	29.1	32.0	5.6	9.7	862	<0.2	347	34	
Aug-17																																	
Sep-17	0.0	0.0			11.3	7.0	25.5	27.0	7.9	8.8	504				6.3	6.0	23.4	23.7	7.0	7.8			10.6	8.8	18.5	20.5	8.2	9.3	740	1.1			
Oct-17	0.0	0.0	0.0	0.0	11.3	7.0	25.5	27.0	7.9	8.8	504	6.3	148	<4	6.4	6.0	23.3	27.6	7.4	7.6	322	7	9.4	3.7	21.7	25.8	7.8	9.5	694	2.0	383	3	
Nov-17	0.0	0.0	0.0	0.0	10.7	5.9	23.8	25.2	6.1	8.3	506	7.1			7.1	6.9	20.9	22.5	7.6	7.8			11.1	8.4	20.4	24.7	5.4	9.0	792	1.6			
Dec-17	0.0	0.0	0.0	0.0	11.1	7.1	19.8	20.9	7.1	7.7	506	4.8			7.6	7.2	20.0	21.1	7.1	7.8			13.9	10.3	9.7	10.6	8.2	8.6	854	<0.2			
Avg	0.0	0.0	0.0	0.0	11.1	7.3	22.9	25.4	7.1	8.6	529	5.4	183	16	7.3	6.8	22.3	23.7	7.3	7.7	305	7	12.4	9.9	19.0	23.8	7.5	9.4	863	1.8	450	39	
Min	0.0	0.0	0.0	0.0	9.7	5.3	17.5	20.9	6.1	7.7	496	2.8	122	4	6.3	5.6	17.6	18.3	7.0	7.4	259	3	9.4	3.7	9.7	10.6	5.4	8.6	654	<0.2	347	3	
Max	0.0	0.0	0.0	0.0	14.5	9.2	29.1	30.0	7.9	9.0	674	9.1	312	34	8.4	7.9	25.7	27.6	7.6	8.3	355	13	15.3	13.0	29.1	32.0	8.7	10.9	1,076	5.7	544	108	

* A chlorine residual of 0.0 mg/L signifies a positive sodium bisulfite residual and a negative chlorine residual.

Inland Empire Utilities Agency
Regional Plant Nos. 1, 4, 5, & Carbon Canyon Water Recycling Facility, 2017 NPDES Annual Report

RP-1 (REC-001) & RP-4 (REC-002) Recycled Water Data

Table No. 7a

Date	REC-001										REC-002											
	Flow	pH	Turbidity	CT	Daily Coliform		7-day Median		BOD	TSS	TDS	Flow	pH	Turbidity	CT	Daily Coliform		7-day Median		BOD	TSS	TDS
	Avg	Avg	Avg	Min	Avg	Max	Avg	Max	Avg	Avg	Avg	Avg	Avg	Avg	Min	Avg	Max	Avg	Max	Avg	Avg	Avg
	mgd	unit	NTU	mg-min/L	MPN / 100 mL				mg/L			mgd	unit	NTU	mg-min/L	MPN / 100 mL				mg/L		
Jan-17	1.1	7.0	0.6	660	<4	86	<1	<1	<2	<2	477	6.1	6.9	0.4	921	<1	<1	<1	<1	<2	<2	481
Feb-17	2.1	7.1	0.7	712	<1	6	<1	<1	<2	<2	463	6.6	7.0	0.5	905	<1	<1	<1	<1	<2	<2	444
Mar-17	16.6	7.2	0.6	714	<2	46	<1	<1	<2	<2	456	9.3	6.9	0.5	627	<1	1	<1	<1	<2	<2	426
Apr-17	17.2	7.1	0.6	808	<1	2	<1	<1	<2	<2	471	9.7	6.9	0.5	645	<1	<1	<1	<1	<2	<2	412
May-17	18.4	7.2	0.5	726	<1	2	<1	<1	<2	<2	464	10.0	7.0	0.5	758	<1	<1	<1	<1	<2	<2	406
Jun-17	19.6	7.2	0.5	708	<1	3	<1	<1	<2	<2	465	10.1	7.1	0.4	767	<1	<1	<1	<1	<2	<2	403
Jul-17	21.0	7.1	0.5	722	<1	1	<1	<1	<2	<2	448	9.7	7.0	0.4	929	<1	<1	<1	<1	<2	<2	386
Aug-17	20.2	7.1	0.5	592	<1	1	<1	<1	<2	<2	433	9.7	6.9	0.6	702	<1	1	<1	<1	<2	<2	407
Sep-17	18.6	7.0	0.4	539	<1	1	<1	<1	<2	<2	424	9.5	6.9	0.6	772	<1	5	<1	<1	<2	<2	406
Oct-17	18.4	6.9	0.4	579	<1	2	<1	<1	<2	<2	408	10.0	6.8	0.5	695	<1	<1	<1	<1	<2	<2	384
Nov-17	14.9	6.8	0.5	457	<1	2	<1	<2	<2	<2	444	8.6	6.8	0.6	941	<1	<2	<1	<2	<2	<2	384
Dec-17	16.7	6.9	0.6	569	<1	1	<1	1	<2	<2	445	9.9	6.8	0.5	863	<1	<1	<1	<1	<2	<2	401
Avg	15.4	7.1	0.5	659	<1	13	<1	<1	<2	<2	450	9.1	6.9	0.5	796	<1	<1	<1	<1	<2	<2	412
Min	1.1	6.8	0.4	457	<1	1	<1	<1	<2	<2	408	6.1	6.8	0.4	627	<1	<1	<1	<1	<2	<2	384
Max	21.0	7.2	0.7	808	<4	86	<1	<2	<2	<2	477	10.1	7.1	0.6	941	<1	5	<1	<2	<2	<2	481

RP-5 (REC-003) & CCWRF (REC-004) Recycled Water Data

Table No. 7b

Date	REC-003										REC-004											
	Flow	pH	Turbidity	CT	Daily Coliform		7-day Median		BOD	TSS	TDS	Flow	pH	Turbidity	CT	Daily Coliform		7-day Median		BOD	TSS	TDS
	Avg	Avg	Avg	Min	Avg	Max	Avg	Max	Avg	Avg	Avg	Avg	Avg	Avg	Min	Avg	Max	Avg	Max	Avg	Avg	Avg
	mgd	unit	NTU	mg-min/L	MPN / 100 mL				mg/L			mgd	unit	NTU	mg-min/L	MPN / 100 mL				mg/L		
Jan-17	1.1	6.8	0.8	515	<1	3	<1	<1	<2	<2	491	0.8	6.9	0.6	462	<1	8	<1	<1	<2	<2	485
Feb-17	1.1	6.9	0.8	480	<1	1	<1	<1	<2	<2	523	0.5	7.0	0.9	490	<1	1	<1	<1	<2	<2	499
Mar-17	2.4	7.0	1.0	501	<1	<1	<1	<1	<2	<2	506	1.3	7.0	0.6	484	<1	1	<1	<1	<2	<2	483
Apr-17	5.0	6.9	1.0	485	<1	2	<1	<1	<2	<2	488	5.3	6.9	0.6	492	<1	10	<1	<1	<2	3	482
May-17	5.7	6.9	0.9	489	2	20	<1	<1	<2	<2	491	5.1	6.9	0.8	487	<1	1	<1	<1	<2	<2	482
Jun-17	4.7	7.0	0.6	485	9	166	<1	1	<2	<2	501	7.0	6.8	0.7	479	<1	1	<1	<1	<2	<2	457
Jul-17	5.8	7.2	0.6	543	<1	1	<1	<1	<2	<2	492	6.1	6.8	0.7	560	57	1733	<1	<1	<2	<2	458
Aug-17	5.8	7.2	1.0	493	79	2420	<1	<1	<2	<2	501	7.9	7.2	1.0	475	<2	20	<1	<1	<2	<2	466
Sep-17	4.5	7.1	0.9	576	<1	1	<1	<1	<2	<2	469	7.6	7.2	0.6	531	<1	4	<1	<1	<2	<2	462
Oct-17	2.8	7.0	0.7	500	<1	1	<1	<1	<2	<2	477	6.0	6.9	0.7	552	<1	3	<1	<1	<2	<2	456
Nov-17	3.0	7.0	0.7	496	2	32	<1	<2	<2	<2	476	4.7	6.9	0.4	535	<1	2	<1	<2	<2	<2	474
Dec-17	1.5	6.9	0.7	491	<1	1	<1	<1	<2	<4	466	5.7	6.8	0.5	508	<1	1	<1	<1	<2	<2	457
Avg	3.6	7.0	0.8	498	<8	221	<1	<1	<2	<2	490	4.8	6.9	0.7	502	<6	149	<1	<1	<2	<2	472
Min	1.1	6.8	0.6	480	<1	<1	<1	<1	<2	<2	466	0.5	6.8	0.4	462	<1	1	<1	<1	<2	<2	456
Max	5.8	7.2	1.0	543	79	2,420	<1	<2	<2	<4	523	7.9	7.2	1.0	560	57	1,733	<1	<2	<2	3	499

Inland Empire Utilities Agency
Regional Plant Nos. 1, 4, 5, & Carbon Canyon Water Recycling Facility, 2017 NPDES Annual Report

RP-1 (M-001B) Effluent Monthly Inorganic & Organic Data

Table No. 8a

Date	Total Hardness	HCO ₃ ²⁻	B	Ca	CO ₃ ²⁻	Cl	F	Mg	Na	SO ₄	Cd, TR	Cr, Total	Cu, TR	Pb, TR	Hg, TR	Se, TR	Ag, TR	Zn, TR	Chlorodi-bromomethane	Bromodi-chloromethane	2,3,7,8-TCDD	
	mg/L	mg/L	mg/L	mg/L	mg/L	mg/L	mg/L	mg/L	mg/L	mg/L	µg/L	µg/L	µg/L	µg/L	µg/L	µg/L	µg/L	µg/L	µg/L	µg/L	pg/L	
Limits																						
Jan-17	150	148	0.2	44	0	112	0.3	10	90	51	<0.25	0.6	5	<0.5	<0.05	<2	<0.25	27	4	25		
Feb-17	155	133	0.2	46	0	103	0.3	10	96	51	<0.25	<0.5	5	<0.5	<0.05	<2	<0.25	41				
Mar-17	141	134	0.2	42	0	96	0.3	8	83	44	<0.25	<0.5	8	<0.5	<0.05	<2	<0.25	32				
Apr-17	151	144	0.2	46	0	105	0.3	9	88	47	<0.25	0.5	4	<0.5	<0.05	<2	<0.25	27	2	11	0.0	
May-17	144	146	0.2	44	0	105	0.3	9	87	41	<0.25	<0.5	4	<0.5	<0.05	<2	<0.25	25				
Jun-17	136	146	0.2	42	0	99	0.3	8	81	39	<0.25	<0.5	4	<0.5	<0.05	<2	<0.25	23				
Jul-17	145	149	0.2	44	0	115	0.2	9	96	39	<0.25	<0.5	4	<0.5	<0.05	<2	<0.25	24	2	14		
Aug-17	122	119	0.2	37	0	104	0.2	7	79	43	<0.25	<0.5	4	<0.5	<0.05	<2	<0.25	28				
Sep-17	123	117	0.2	36	0	104	0.2	8	82	42	<0.25	<0.5	5	<0.5	<0.05	<2	<0.25	27				
Oct-17	119	108	0.2	25	0	100	0.2	8	83	42	<0.25	<0.5	5	<0.5	<0.05	<2	<0.25	29	2	15		
Nov-17	123	113	0.2	35	0	107	0.2	9	84	47	<0.25	<0.5	4	<0.5	<0.05	<2	<0.25	24				
Dec-17	134	129	0.2	39	0	108	0.3	9	85	46	<0.25	<0.5	4	<0.5	<0.05	<2	<0.25	24				
Avg	137	132	0.2	40	0	105	0.3	9	86	44	<0.25	<0.5	4	<0.5	<0.05	<2	<0.25	28	3	16	0.0	
Min	119	108	0.2	25	0	96	0.2	7	79	39	<0.25	<0.5	4	<0.5	<0.05	<2	<0.25	23	2	11	0.0	
Max	155	149	0.2	46	0	115	0.3	10	96	51	<0.25	0.6	8	<0.5	<0.05	<2	<0.25	41	4	25	0.0	

RP-1/RP-4 (M-002A) Effluent Monthly Inorganic & Organic Data

Table No. 8b

Date	Total Hardness	HCO ₃ ²⁻	B	Ca	CO ₃ ²⁻	Cl	F	Mg	Na	SO ₄	Cd, TR	Cr, Total	Cu, TR	Pb, TR	Hg, TR	Se, TR	Ag, TR	Zn, TR	Chlorodi-bromomethane	Bromodi-chloromethane	2,3,7,8-TCDD	
	mg/L	mg/L	mg/L	mg/L	mg/L	mg/L	mg/L	mg/L	mg/L	mg/L	µg/L	µg/L	µg/L	µg/L	µg/L	µg/L	µg/L	µg/L	µg/L	µg/L	µg/L	pg/L
Limits											1 mo avg; 2 max daily		14 mo avg; 20 max daily	8 mo avg; 15 max daily				120 mo avg; 150 max daily				
Jan-17	151	139	0.2	45	0	113	0.2	10	97	68	<0.25	0.6	5	<0.5	<0.05	<2	<0.25	27	3	15		
Feb-17	153	126	0.2	45	0	101	0.3	10	97	65	<0.25	0.6	5	<0.5	<0.05	<2	<0.25	40				
Mar-17	143	126	0.2	43	0	99	0.3	9	89	61	<0.25	0.5	8	<0.5	<0.05	<2	<0.25	32				
Apr-17	149	128	0.2	45	0	103	0.2	9	93	74	<0.25	0.5	4	<0.5	<0.05	<2	<0.25	26	2	11	0.0	
May-17	141	146	0.2	43	0	104	0.2	8	91	57	<0.25	<0.5	4	<0.5	<0.05	<2	<0.25	24				
Jun-17	134	131	0.2	41	0	98	0.3	8	91	79	<0.25	<0.5	4	<0.5	<0.05	<2	<0.25	20				
Jul-17	138	138	0.2	42	0	113	0.2	8	103	75	<0.25	<0.5	6	<0.5	<0.05	<2	<0.25	47	<1	13		
Aug-17	125	104	0.2	38	0	104	0.2	7	90	74	<0.25	<0.5	4	<0.5	<0.05	<2	<0.25	28				
Sep-17	119	110	0.2	35	0	105	0.2	8	84	61	<0.25	<0.5	5	<0.5	<0.05	<2	<0.25	28				
Oct-17	120	99	0.2	26	0	102	0.2	8	93	68	<0.25	<0.5	5	<0.5	<0.05	<2	<0.25	31	2	13		
Nov-17	129	113	0.2	38	0	109	0.2	9	95	60	<0.25	<0.5	4	<0.5	<0.05	<2	<0.25	24				
Dec-17	135	117	0.2	39	0	111	0.2	9	92	70	<0.25	<0.5	4	<0.5	<0.05	<2	<0.25	24				
Avg	137	123	0.2	40	0	105	0.2	8	93	68	<0.25	<0.5	5	<0.5	<0.05	<2	<0.25	29	2	13	0.0	
Min	119	99	0.2	26	0	98	0.2	7	84	57	<0.25	<0.5	4	<0.5	<0.05	<2	<0.25	20	1	11	0.0	
Max	153	146	0.2	45	0	113	0.3	10	103	79	<0.25	0.6	8	<0.5	<0.05	<2	<0.25	47	3	15	0.0	

*Free Cyanide is analyzed using ASTM-D7237 for analysis of aquatic free cyanide in accordance with R8-2016-0036

Inland Empire Utilities Agency
Regional Plant Nos. 1, 4, 5, & Carbon Canyon Water Recycling Facility, 2017 NPDES Annual Report

RP-5 (M-003) Effluent Monthly Inorganic Data

Table No. 8c

	Total Hardness	HCO ₃ ²⁻	B	Ca	CO ₃ ²⁻	Cl	F	Mg	Na	SO ₄	Cd, TR	Cr, Total	Cu, TR	Pb, TR	Hg, TR	Se, TR	Ag, TR	Zn, TR	Chlorodi-bromomethane	Bromodi-chloromethane	2,3,7,8-TCDD	
Date	mg/L	mg/L	mg/L	mg/L	mg/L	mg/L	mg/L	mg/L	mg/L	mg/L	µg/L	µg/L	µg/L	µg/L	µg/L	µg/L	µg/L	µg/L	µg/L	µg/L	pg/L	
Limits																				34 mo avg; 68 max daily		0.014 mo avg; 0.028 max
Jan-17	175	127	0.2	52	0	129	0.1	11	83	56	0.55	0.7	8	<0.5	<0.05	<2	<0.25	49	2	14	0.0	
Feb-17	184	134	0.2	53	0	127	0.1	12	89	62	<0.25	0.8	7	<0.5	<0.05	<2	<0.25	43	2	16	0.0	
Mar-17	182	143	0.2	55	0	137	0.1	11	90	57	<0.25	0.6	6	<0.5	<0.05	<2	<0.25	43	9	28	0.0	
Apr-17	173	122	0.3	50	0	123	0.2	12	95	57	<0.25	0.7	10	<0.5	<0.05	<2	<0.25	49	4	16	0.0	
May-17	172	132	0.2	50	0	124	0.2	11	88	55	<0.25	<0.5	5	<0.5	<0.05	<2	<0.25	35	4	20	0.0	
Jun-17	164	126	0.2	49	0	119	0.2	10	87	60	<0.25	0.5	5	<0.5	<0.05	<2	<0.25	29	6	32	0.0	
Jul-17	183	110	0.2	53	0	129	0.2	12	104	79	<0.25	<0.5	4	<0.5	<0.05	<2	<0.25	21	6	30	0.0	
Aug-17																						
Sep-17	175	129	0.2	53	0	132	0.2	10	98	64	<0.25	0.6	6	<0.5	<0.05	<2	<0.25	43	3	19	0.0	
Oct-17	176	119	0.2	52	0	132	0.1	11	98	71	<0.25	0.5	7	<0.5	<0.05	<2	<0.25	46	2	14	0.0	
Nov-17	164	164	0.2	47	0	130	0.2	11	90	63	<0.25	1.4	11	<0.5	<0.05	<2	0.29	55	4	15	0.0	
Dec-17	150	107	0.2	44	0	121	0.1	10	90	59	<0.25	<0.5	7	<0.5	<0.05	<2	<0.25	37	3	13	0.0	
Avg	172	129	0.2	51	0	128	0.2	11	92	62	<0.28	0.7	7	<0.5	<0.05	<2	<0.25	41	4	20	0.0	
Min	150	107	0.2	44	0	119	0.1	10	83	55	<0.25	<0.5	4	<0.5	<0.05	<2	<0.25	21	2	13	0.0	
Max	184	164	0.3	55	0	137	0.2	12	104	79	0.55	1.4	11	<0.5	<0.05	<2	0.29	55	9	32	0.0	

CCWRF (M-004) Effluent Monthly Inorganic Data

Table No. 8d

	Total Hardness	HCO ₃ ²⁻	B	Ca	CO ₃ ²⁻	Cl	F	Mg	Na	SO ₄	Cd, TR	Cr, Total	Cu, TR	Pb, TR	Hg, TR	Se, TR	Ag, TR	Zn, TR	Chlorodi-bromomethane	Bromodi-chloromethane	2,3,7,8-TCDD		
Date	mg/L	mg/L	mg/L	mg/L	mg/L	mg/L	mg/L	mg/L	mg/L	mg/L	µg/L	µg/L	µg/L	µg/L	µg/L	µg/L	µg/L	µg/L	µg/L	µg/L	pg/L		
Limits																					34 mo avg; 68 max daily	46 mo avg; 67 max daily	
Jan-17	156	128	0.2	48	0	112	0.2	9	92	68	<0.25	0.9	8	<0.5	<0.05	<2	<0.25	58	3	16	0.0		
Feb-17	170	136	0.2	52	0	113	0.2	10	96	71	<0.25	1.0	7	<0.5	<0.05	2	<0.25	64	62	43			
Mar-17	164	129	0.2	49	0	121	0.2	10	94	67	<0.25	0.7	11	<0.5	<0.05	<2	<0.25	59	55	51			
Apr-17	156	129	0.2	47	0	118	0.2	9	97	69	<0.25	0.7	6	<0.5	<0.05	<2	<0.25	39	32	45	0.0		
May-17	153	125	0.2	46	0	122	0.1	10	96	78	<0.25	0.8	7	<0.5	<0.05	<2	<0.25	48	35	42			
Jun-17	131	99	0.2	40	0	117	0.2	8	103	104	<0.25	0.7	6	<0.5	<0.05	<2	<0.25	50	6	25			
Jul-17	133	102	0.2	39	0	111	0.2	9	113	100	<0.25	0.7	6	<0.5	<0.05	<2	<0.25	54	36	51	0.0		
Aug-17																							
Sep-17																							
Oct-17	136	109	0.2	40	0	127	<0.1	9	96	99	<0.25	0.6	7	<0.5	<0.05	<2	<0.25	62	2	16	0.0		
Nov-17	145	104	0.2	41	0	128	0.2	10	108	88	<0.25	<0.5	6	<0.5	<0.05	<2	<0.25	48	4	12			
Dec-17	129	110	0.3	36	0	121	0.1	10	98	76	<0.25	0.6	6	<0.5	<0.05	<2	<0.25	55	4	12			
Avg	147	117	0.2	44	0	119	0.2	9	99	82	<0.25	0.7	7	<0.5	<0.05	<2	<0.25	54	24	31	0.0		
Min	129	99	0.2	36	0	111	0.1	8	92	67	<0.25	<0.5	6	<0.5	<0.05	<2	<0.25	39	2	12	0.0		
Max	170	136	0.3	52	0	128	0.2	10	113	104	<0.25	1.0	11	<0.5	<0.05	2	<0.25	64	62	51	0.0		

*Free Cyanide is analyzed using ASTM-D7237 for analysis of aquatic free cyanide in accordance with R8-2015-0036

Inland Empire Utilities Agency
Regional Plant Nos. 1, 4, 5, & Carbon Canyon Water Recycling Facility, 2017 NPDES Annual Report

RP-1 (M-001B) Effluent Quarterly Data

Table No. 9a

RP-1/RP-4 (M-002A) Effluent Quarterly Data

Table No. 9b

	Al, TR	Sb, TR	As, TR	Ba, TR	Co, TR	Ni, TR
Date	µg/L	µg/L	µg/L	µg/L	µg/L	µg/L
Jan-17	41	<1	<2	15	<1	3
Feb-17	43	<1	<2	13	<1	3
Mar-17	58	<1	<2	14	<1	3
Apr-17	128	<1	<2	15	<1	3
May-17	61	<1	<2	17	<1	3
Jun-17	88	<1	<2	15	<1	3
Jul-17	79	<1	<2	21	<1	3
Aug-17	124	<1	<2	13	<1	3
Sep-17	140	<1	<2	13	<1	3
Oct-17	120	<1	<2	14	<1	3
Nov-17	120	<1	<2	13	<1	3
Dec-17	124	<1	<2	11	<1	3
Avg	94	<1	<2	15	<1	3
Min	41	<1	<2	11	<1	3
Max	140	<1	<2	21	<1	3

	Al, TR	Sb, TR	As, TR	Ba, TR	Co, TR	Ni, TR
Date	µg/L	µg/L	µg/L	µg/L	µg/L	µg/L
Jan-17	41	<1	<2	16	<1	3
Feb-17	42	<1	<2	13	<1	3
Mar-17	54	<1	<2	13	<1	3
Apr-17	111	<1	<2	15	<1	3
May-17	59	<1	<2	16	<1	3
Jun-17	91	<1	<2	14	<1	3
Jul-17	<25	<1	<2	21	<1	3
Aug-17	126	<1	<2	13	<1	3
Sep-17	137	<1	<2	13	<1	3
Oct-17	113	<1	<2	14	<1	3
Nov-17	123	<1	<2	12	<1	3
Dec-17	110	<1	<2	11	<1	3
Avg	86	<1	<2	14	<1	3
Min	<25	<1	<2	11	<1	3
Max	137	<1	<2	21	<1	3

RP-5 (M-003) Effluent Quarterly Data

Table No. 9c

CCWRF (M-004) Effluent Quarterly Data

Table No. 9d

	Al, TR	Sb, TR	As, TR	Ba, TR	Co, TR	Ni, TR
Date	µg/L	µg/L	µg/L	µg/L	µg/L	µg/L
Jan-17	<25	<1	<2	34	<1	3
Feb-17	<25	<1	<2	19	<1	3
Mar-17	<25	<1	<2	20	<1	3
Apr-17	<25	<1	<2	23	<1	3
May-17	<25	<1	<2	21	<1	3
Jun-17	48	<1	<2	20	<1	3
Jul-17	68	<1	<2	21	<1	3
Aug-17						
Sep-17	<25	<1	<2	30	<1	3
Oct-17	<25	<1	<2	24	<1	3
Nov-17	146	<1	<2	27	<1	3
Dec-17	<25	<1	<2	19	<1	3
Avg	<42	<1	<2	23	<1	3
Min	<25	<1	<2	19	<1	3
Max	146	<1	<2	34	<1	3

	Al, TR	Sb, TR	As, TR	Ba, TR	Co, TR	Ni, TR
Date	µg/L	µg/L	µg/L	µg/L	µg/L	µg/L
Jan-17	45	<1	<2	14	<1	2
Feb-17	99	<1	<2	17	<1	3
Mar-17	51	<1	<2	20	<1	3
Apr-17	152	<1	<2	15	<1	3
May-17	63	<1	<2	12	<1	3
Jun-17	67	<1	<2	12	<1	3
Jul-17	61	<1	<2	12	<1	3
Aug-17						
Sep-17						
Oct-17	72	<1	<2	15	<1	3
Nov-17	36	<1	<2	9	<1	2
Dec-17	74	<1	<2	11	<1	3
Avg	72	<1	<2	14	<1	3
Min	36	<1	<2	9	<1	2
Max	152	<1	<2	20	<1	3

Inland Empire Utilities Agency

Regional Plant Nos. 1, 4, 5, & Carbon Canyon Water Recycling Facility, 2017 NPDES Annual Report

Table No. 10

Mo-Yr	Flow				TIN								Agency-wide TIN				
	DP 001	DP 002	DP 003	DP 004	M-001B		M-002A		RP5		CC		Discharge		Limit		12-MRA
	MGD				mg/L	lbs/day	mg/L	lbs/day	mg/L	lbs/day	mg/L	lbs/day	mg/L	lbs/day	mg/L	lbs/day	mg/L
Jan-17	3.0	28.4	5.5	8.0	6.7	1,720	6.6	1,550	6.2	280	6.3	420	6.5	2,420	8	5,338	6.0
Feb-17	2.3	24.4	4.7	8.1	7.7	1,650	7.4	1,500	6.3	250	4.7	320	6.7	2,220	8	5,338	6.0
Mar-17	0.0	5.1	5.7	6.0	5.7	240	5.5	240	5.2	250	5.1	250	5.3	740	8	5,338	5.9
Apr-17	0.1	3.0	3.7	2.1	5.4	140	5.4	130	6.5	200	5.2	90	5.8	430	8	5,338	6.0
May-17	0.0	2.0	3.3	2.6	6.4	90	5.7	90	7.0	190	4.1	90	5.7	370	8	5,338	6.0
Jun-17	2.6	0.6	1.5	1.0	5.6	150	5.0	30	6.4	80	4.6	40	5.5	270	8	5,338	6.0
Jul-17	2.6	0.5	0.4	1.4	7.6	190	6.8	30	6.8	30	5.3	60	6.8	280	8	5,338	6.0
Aug-17	2.5	2.5	0.0	0.0	6.4	250	5.5	110	6.1	0	5.8	0	6.0	250	8	5,338	6.0
Sep-17	3.5	3.3	0.7	0.0	6.1	180	5.5	150	5.9	40	5.7	0	5.8	370	8	5,338	5.9
Oct-17	3.2	3.6	2.5	1.4	6.4	170	6.1	180	6.1	130	5.6	60	6.1	540	8	5,338	6.0
Nov-17	2.8	7.8	4.1	1.6	8.3	200	6.3	410	5.9	200	5.4	70	6.5	880	8	5,338	6.0
Dec-17	4.2	4.9	3.0	1.8	7.2	250	7.5	300	6.1	150	5.5	80	6.8	780	8	5,338	6.1
12-Mo Avg	2.2	7.2	2.9	2.8	6.6	440	6.1	390	6.2	150	5.3	120	6.1	800	8	5,338	6.0
Min	0.0	0.5	0.0	0.0	5.4	90	5.0	30	5.2	0	4.1	0	5.3	250	8	5,338	5.9
Max	4.2	28.4	5.7	8.1	8.3	1,720	7.5	1,550	7.0	280	6.3	420	6.8	2,420	8	5,338	6.1

Inland Empire Utilities Agency

Regional Plant Nos. 1, 4, 5, & Carbon Canyon Water Recycling Facility, 2017 NPDES Annual Report

Agency-wide TDS 12-Month Running Averages

Table No. 11

Mo-Yr	Flows								Total Dissolved Solids (TDS)								Agency-wide TDS				
	RP-1		RP-4		RP-5		CC		RP-1		RP-4		RP-5		CC		Discharge		Limit		12-MRA
	001 ¹	RW	002	RW	RP-5	RW	CC	RW	001	RW ²	002	RW	RP-5	RW ²	CC	RW ²	flow wt. mg/L	total lbs/day	flow wt. mg/L	total lbs/day	flow wt. mg/L
Jan-17	3.0	1.1	28.4	6.1	5.5	1.1	8.0	0.8	501	477	493	481	513	491	505	485	495	252,020	550	366,960	504
Feb-17	2.3	2.1	24.4	6.6	4.7	1.1	8.1	0.5	520	463	480	444	542	523	518	499	489	235,680	550	366,960	503
Mar-17	0.0	16.6	5.1	9.3	5.7	2.4	6.0	1.3	NA	456	479	426	523	506	495	483	469	200,790	550	366,960	499
Apr-17	0.1	17.2	3.0	9.7	3.7	5.0	2.1	5.3	NA	471	488	412	515	488	508	482	468	167,440	550	366,960	495
May-17	0.0	18.4	2.0	10.0	3.3	5.7	2.6	5.1	NA	464	477	406	520	491	509	482	464	172,090	550	366,960	491
Jun-17	2.6	19.6	0.6	10.1	1.5	4.7	1.0	7.0	520	465	504	403	539	501	503	457	461	158,270	550	366,960	486
Jul-17	2.6	21.0	0.5	9.7	0.4	5.8	1.4	6.1	502	448	483	386	538	492	485	458	447	158,960	550	366,960	480
Aug-17	2.5	20.2	2.5	9.7	0.0	5.8	0.0	7.9	509	433	459	407	NA	501	NA	466	446	150,060	550	366,960	476
Sep-17	3.5	18.6	3.3	9.5	0.7	4.5	0.0	7.6	497	424	456	406	515	469	NA	462	440	145,780	550	366,960	471
Oct-17	3.2	18.4	3.6	10.0	2.5	2.8	1.4	6.0	486	408	439	384	500	477	497	456	428	153,260	550	366,960	466
Nov-17	2.8	14.9	7.8	8.6	4.1	3.0	1.6	4.7	475	444	459	417	493	476	511	474	455	167,960	550	366,960	463
Dec-17	4.2	16.7	4.9	9.9	3.0	1.5	1.8	5.7	471	445	462	401	470	466	472	457	444	161,550	550	366,960	459
Avg	2.2	15.4	7.2	9.1	2.9	3.6	2.8	4.8	498	450	473	414	515	490	500	472	459	176,990	550	366,960	483
Min	0.0	1.1	0.5	6.1	0.0	1.1	0.0	0.5	471	408	439	384	470	466	472	456	428	145,780	550	366,960	459
Max	4.2	21.0	28.4	10.1	5.7	5.8	8.1	7.9	520	477	504	481	542	523	518	499	495	252,020	550	366,960	504

NOTES: ¹ Prior to April 2010, 001 effluent flow included recycled water flow.

² Flow and TDS added to flow-weight for RP-1, RP-5, and CCWRF recycled water (May 2010)

NA: Not Analyzed, due to no discharge

APPENDIX B
RECYCLED WATER
COMPLIANCE DATA
FOR CALENDAR YEAR 2017

INLAND EMPIRE UTILITIES AGENCY

Regional Plant Nos. 1, 4, 5, & Carbon Canyon Water Recycling Facility, 2017 NPDES Annual Report

RP-1 (M-001B) Effluent Remaining Priority Pollutants

Table 18a

RP-1 (M-001B) Effluent Remaining Priority Pollutant Metals & CN, µg/L

Constituent	Jan	Feb	Mar	Apr	May	Jun	Jul	Aug	Sep	Oct	Nov	Dec	Annual Max.
Antimony (Sb)	<1	<1	<1	<1	<1	<1	<1	<1	<1	<1	<1	<1	<1
Arsenic (As)	<2	<2	<2	<2	<2	<2	<2	<2	<2	<2	<2	<2	<2
Beryllium (Be)	<0.5	<0.5	<0.5	<0.5	<0.5	<0.5	<0.5	<0.5	<0.5	<0.5	<0.5	<0.5	<0.5
Cadmium (Cd)	<0.25	<0.25	<0.25	<0.25	<0.25	<0.25	<0.25	<0.25	<0.25	<0.25	<0.25	<0.25	<0.25
Chromium (Cr)	0.6	<0.5	<0.5	0.5	<0.5	<0.5	<0.5	<0.5	<0.5	<0.5	<0.5	<0.5	0.6
Copper (Cu)	4.6	5.0	7.7	3.6	3.5	3.5	3.5	3.7	4.6	4.9	3.9	4.3	7.7
Lead (Pb)	<0.5	<0.5	<0.5	<0.5	<0.5	<0.5	<0.5	<0.5	<0.5	<0.5	<0.5	<0.5	<0.5
Mercury (Hg)	<0.05	<0.05	<0.05	<0.05	<0.05	<0.05	<0.05	<0.05	<0.05	<0.05	<0.05	<0.05	<0.05
Nickel (Ni)	3.0	2.9	2.7	2.9	2.7	3.3	3.0	3.2	3.1	3.0	2.8	3.2	3.3
Selenium (Se)	<2	<2	<2	<2	<2	<2	<2	<2	<2	<2	<2	<2	<2
Silver (Ag)	<0.25	<0.25	<0.25	<0.25	<0.25	<0.25	<0.25	<0.25	<0.25	<0.25	<0.25	<0.25	<0.25
Thallium (Tl)	<1	<1	<1	<1	<1	<1	<1	<1	<1	<1	<1	<1	<1
Zinc (Zn)	27	41	32	27	25	23	24	28	27	29	24	24	41
CN, Aquatic Free	<2			<2			<2			<2			<2

RP-1 (M-001B) Effluent Volatile Organics (EPA Methods 624, 601/602), µg/L

1,1,1-Trichloroethane				<1									<1
1,1,2,2-Tetrachloroethane				<0.5									<0.5
1,1,2-Trichloroethane				<1									<1
1,1-Dichloroethane				<0.5									<0.5
1,1-Dichloroethene				<1									<1
1,2-Dichlorobenzene				<1									<1
1,2-Dichloroethane				<0.5									<0.5
1,2-Dichloropropane				<0.5									<0.5
1,3-Dichlorobenzene				<1									<1
1,4-Dichlorobenzene				<1									<1
2-Chloroethyl vinyl ether				<1									<1
Benzene				<1									<1
Bromodichloromethane	25			11			14			15			25
Bromoform	<1			<1			<1			<1			<1
Bromomethane				<1									<1
Carbon tetrachloride				<0.5									<0.5
Chlorobenzene				<1									<1
Chloroethane				<1									<1
Chloroform	113			60			61			62			113
Chloromethane				<1									<1
cis-1,3-Dichloropropene				<0.5									<0.5
Dibromochloromethane	4			2			2			2			4
Ethylbenzene				<1									<1
Methylene chloride				1									1
Tetrachloroethene				<1									<1
Toluene				<1									<1
trans-1,2-Dichloroethene				<0.5									<0.5
trans-1,3-Dichloropropene				<0.5									<0.5
Trichloroethene				<1									<1
Trichlorofluoromethane				<2									<2
Vinyl chloride				<0.5									<0.5
Acrolein				<2									<2
Acrylonitrile				<0.25									<0.25

INLAND EMPIRE UTILITIES AGENCY

Regional Plant Nos. 1, 4, 5, & Carbon Canyon Water Recycling Facility, 2017 NPDES Annual Report

RP-1 (M-001B) Effluent Remaining Priority Pollutants

Table 18b

RP-1 (M-001B) Effluent Base/Neutral and Acid Extractibles (EPA Method 625), µg/L

Constituent	Jan	Feb	Mar	Apr	May	Jun	Jul	Aug	Sep	Oct	Nov	Dec	Annual Max.
1,2,4-Trichlorobenzene				<1									<1
1,2-Dichlorobenzene				<1									<1
1,3-Dichlorobenzene				<1									<1
1,4-Dichlorobenzene				<1									<1
2,4,6-Trichlorophenol				<1									<1
2,4-Dichlorophenol				<2									<2
2,4-Dimethylphenol				<1									<1
2,4-Dinitrophenol				<3									<3
2,4-Dinitrotoluene				<1									<1
2,6-Dinitrotoluene				<2									<2
2-Chloronaphthalene				<1									<1
2-Chlorophenol				<1									<1
2-Methyl-4,6-dinitrophenol				<2									<2
2-Nitrophenol				<1									<1
3,3-Dichlorobenzidine				<5									<5
4-Bromophenyl phenyl ether				<1									<1
4-Chloro-3-methylphenol				<1									<1
4-Chlorophenyl phenyl ether				<1									<1
4-Nitrophenol				<3									<3
Acenaphthene				<1									<1
Acenaphthylene				<1									<1
Anthracene				<1									<1
Azobenzene				<1									<1
Benzidine				<5									<5
Benzo(a)anthracene				<5									<5
Benzo(a)pyrene				<1									<1
Benzo(b)fluoranthene				<1									<1
Benzo(g,h,i)perylene				<2									<2
Benzo(k)fluoranthene				<1									<1
Bis(2-chloroethoxy)methane				<2									<2
Bis(2-chloroethyl)ether				<1									<1
Bis(2-chloroisopropyl)ether				<1									<1
Bis(2-ethylhexyl)phthalate	<2			<2			<2			<2			<2
Butyl benzyl phthalate				<1									<1
Chrysene				<1									<1
Dibenzo(a,h)anthracene				<1									<1
Diethyl phthalate				<2									<2
Dimethyl phthalate				<1									<1
Di-n-butyl phthalate				<1									<1
Di-n-octyl phthalate				<1									<1
Fluoranthene				<1									<1
Fluorene				<1									<1
Hexachlorobenzene				<1									<1
Hexachlorobutadiene				<1									<1
Hexachlorocyclopentadiene				<5									<5
Hexachloroethane				<1									<1
Indeno(1,2,3-cd)pyrene				<2									<2
Isophorone				<1									<1
Naphthalene				<1									<1
Nitrobenzene				<1									<1
N-Nitrosodimethylamine				<1									<1
N-Nitroso-di-n-propylamine				<1									<1
N-Nitrosodiphenylamine				<1									<1
Pentachlorophenol				<2									<2
Phenanthrene				<1									<1
Phenol				<1									<1
Pyrene				<1									<1

INLAND EMPIRE UTILITIES AGENCY

Regional Plant Nos. 1, 4, 5, & Carbon Canyon Water Recycling Facility, 2017 NPDES Annual Report

RP-1 (M-001B) Effluent Remaining Priority Pollutants

Table 18c

RP-1 (M-001B) Effluent Pesticides (EPA Method 608), µg/L

Constituent	Jan	Feb	Mar	Apr	May	Jun	Jul	Aug	Sep	Oct	Nov	Dec	Annual Max.
4,4-DDD				<0.006									<0.006
4,4-DDE				<0.006									<0.006
4,4-DDT				<0.008									<0.008
Aldrin				<0.004									<0.004
Alpha-BHC				<0.008									<0.008
Beta-BHC				<0.005									<0.005
Delta-BHC				<0.007									<0.007
Dieldrin				<0.006									<0.006
Endosulfan I				<0.01									<0.01
Endosulfan II				<0.007									<0.007
Endosulfan Sulfate				<0.009									<0.009
Endrin				<0.009									<0.009
Endrin aldehyde				<0.006									<0.006
Gamma-BHC				<0.01									<0.01
Heptachlor				<0.006									<0.006
Heptachlor epoxide				<0.007									<0.007
Chlordane				<0.1									<0.1
PCB-1016				<0.5									<0.5
PCB-1221				<0.5									<0.5
PCB-1232				<0.5									<0.5
PCB-1242				<0.5									<0.5
PCB-1248				<0.5									<0.5
PCB-1254				<0.5									<0.5
PCB-1260				<0.5									<0.5
Toxaphene				<0.5									<0.5

RP-1 (M-001B) Effluent Dioxins & Furans, pg/L (reported values based on detection limit)

PCDD/PCDF Congeners*				0.0									0.0
----------------------	--	--	--	-----	--	--	--	--	--	--	--	--	-----

*TEQ is calculated based on congener concentrations below the reporting limit (RL) set to zero

INLAND EMPIRE UTILITIES AGENCY

Regional Plant Nos. 1, 4, 5, & Carbon Canyon Water Recycling Facility, 2017 NPDES Annual Report

RP-1/RP-4 (M-002A) Effluent Remaining Priority Pollutants

RP-1/RP-4 (M-002A) Effluent Volatile Organics (EPA Methods 624, 601/602), µg/L											
1,1,1-Trichloroethane			<1								<1
1,1,2,2-Tetrachloroethane			<0.5								<0.5
1,1,2-Trichloroethane			<1								<1
1,1-Dichloroethane			<0.5								<0.5
1,1-Dichloroethene			<1								<1
1,2-Dichlorobenzene			<1								<1
1,2-Dichloroethane			<0.5								<0.5
1,2-Dichloropropane			<0.5								<0.5
1,3-Dichlorobenzene			<1								<1
1,4-Dichlorobenzene			<1								<1
2-Chloroethyl vinyl ether			<1								<1
Benzene			<1								<1
Bromodichloromethane	15		11			13			13		15
Bromoform	<1		<1			<1			<1		<1
Bromomethane			<1								<1
Carbon tetrachloride			<0.5								<0.5
Chlorobenzene			<1								<1
Chloroethane			<1								<1
Chloroform	70		78			72			66		78
Chloromethane			<1								<1
cis-1,3-Dichloropropene			<0.5								<0.5
Dibromochloromethane	3		2			<1			2		3
Ethylbenzene			<1								<1
Methylene chloride			1								1
Tetrachloroethene			<1								<1
Toluene			<1								<1
trans-1,2-Dichloroethene			<0.5								<0.5
trans-1,3-Dichloropropene			<0.5								<0.5
Trichloroethene			<1								<1
Trichlorofluoromethane			<2								<2
Vinyl chloride			<0.5								<0.5
Acrolein			<2								<2
Acrylonitrile			<0.25								<0.25

INLAND EMPIRE UTILITIES AGENCY

Regional Plant Nos. 1, 4, 5, & Carbon Canyon Water Recycling Facility, 2017 NPDES Annual Report

RP-1/RP-4 (M-002A) Effluent Remaining Priority Pollutants

Table 19b

RP-1/RP-4 (M-002A) Effluent Base/Neutral and Acid Extractibles (EPA Method 625), µg/L

Constituent	Jan	Feb	Mar	Apr	May	Jun	Jul	Aug	Sep	Oct	Nov	Dec	Annual Max.
1,2,4-Trichlorobenzene				<1									<1
1,2-Dichlorobenzene				<1									<1
1,3-Dichlorobenzene				<1									<1
1,4-Dichlorobenzene				<1									<1
2,4,6-Trichlorophenol				<1									<1
2,4-Dichlorophenol				<2									<2
2,4-Dimethylphenol				<1									<1
2,4-Dinitrophenol				<3									<3
2,4-Dinitrotoluene				<1									<1
2,6-Dinitrotoluene				<2									<2
2-Chloronaphthalene				<1									<1
2-Chlorophenol				<1									<1
2-Methyl-4,6-dinitrophenol				<2									<2
2-Nitrophenol				<1									<1
3,3-Dichlorobenzidine				<5									<5
4-Bromophenyl phenyl ether				<1									<1
4-Chloro-3-methylphenol				<1									<1
4-Chlorophenyl phenyl ether				<1									<1
4-Nitrophenol				<3									<3
Acenaphthene				<1									<1
Acenaphthylene				<1									<1
Anthracene				<1									<1
Azobenzene				<1									<1
Benzidine				<5									<5
Benzo(a)anthracene				<5									<5
Benzo(a)pyrene				<1									<1
Benzo(b)fluoranthene				<1									<1
Benzo(g,h,i)perylene				<2									<2
Benzo(k)fluoranthene				<1									<1
Bis(2-chloroethoxy)methane				<2									<2
Bis(2-chloroethyl)ether				<1									<1
Bis(2-chloroisopropyl)ether				<1									<1
Bis(2-ethylhexyl)phthalate	<2			<2			<2			<2			<2
Butyl benzyl phthalate				<1									<1
Chrysene				<1									<1
Dibenzo(a,h)anthracene				<1									<1
Diethyl phthalate				<2									<2
Dimethyl phthalate				<1									<1
Di-n-butyl phthalate				<1									<1
Di-n-octyl phthalate				<1									<1
Fluoranthene				<1									<1
Fluorene				<1									<1
Hexachlorobenzene				<1									<1
Hexachlorobutadiene				<1									<1
Hexachlorocyclopentadiene				<5									<5
Hexachloroethane				<1									<1
Indeno(1,2,3-cd)pyrene				<2									<2
Isophorone				<1									<1
Naphthalene				<1									<1
Nitrobenzene				<1									<1
N-Nitrosodimethylamine				<1									<1
N-Nitroso-di-n-propylamine				<1									<1
N-Nitrosodiphenylamine				<1									<1
Pentachlorophenol				<2									<2
Phenanthrene				<1									<1
Phenol				<1									<1
Pyrene				<1									<1

INLAND EMPIRE UTILITIES AGENCY

Regional Plant Nos. 1, 4, 5, & Carbon Canyon Water Recycling Facility, 2017 NPDES Annual Report

RP-1/RP-4 (M-002A) Effluent Remaining Priority Pollutants

Table 19c

RP-1/RP-4 (M-002A) Effluent Pesticides (EPA Method 608), µg/L

Constituent	Jan	Feb	Mar	Apr	May	Jun	Jul	Aug	Sep	Oct	Nov	Dec	Annual Max.
4,4-DDD				<0.006									<0.006
4,4-DDE				<0.006									<0.006
4,4-DDT				<0.008									<0.008
Aldrin				<0.004									<0.004
Alpha-BHC				<0.008									<0.008
Beta-BHC				<0.005									<0.005
Delta-BHC				<0.007									<0.007
Dieldrin				<0.006									<0.006
Endosulfan I				<0.01									<0.01
Endosulfan II				<0.007									<0.007
Endosulfan Sulfate				<0.009									<0.009
Endrin				<0.009									<0.009
Endrin aldehyde				<0.006									<0.006
Gamma-BHC				<0.01									<0.01
Heptachlor				<0.006									<0.006
Heptachlor epoxide				<0.007									<0.007
Chlordane				<0.1									<0.1
PCB-1016				<0.5									<0.5
PCB-1221				<0.5									<0.5
PCB-1232				<0.5									<0.5
PCB-1242				<0.5									<0.5
PCB-1248				<0.5									<0.5
PCB-1254				<0.5									<0.5
PCB-1260				<0.5									<0.5
Toxaphene				<0.5									<0.5

RP-1/RP-4 (M-002A) Effluent Dioxins & Furans, pg/L (reported values based on detection limit)

PCDD/PCDF Congeners*				0.00									0.0
----------------------	--	--	--	------	--	--	--	--	--	--	--	--	-----

*TEQ is calculated based on congener concentrations below the reporting limit (RL) set to zero

INLAND EMPIRE UTILITIES AGENCY

Regional Plant Nos. 1, 4, 5, & Carbon Canyon Water Recycling Facility, 2017 NPDES Annual Report

RP-5 (M-003) Effluent Remaining Priority Pollutants

Table 20a

RP-5 (M-003) Effluent Remaining Priority Pollutant Metals & CN, µg/L

Constituent	Jan	Feb	Mar	Apr	May	Jun	Jul	Aug	Sep	Oct	Nov	Dec	Annual Max.
Antimony (Sb)	<1	<1	<1	<1	<1	<1	<1		<1	<1	<1	<1	<1.0
Arsenic (As)	<2	<2	<2	<2	<2	<2	<2		<2	<2	<2	<2	<2
Beryllium (Be)	<0.5	<0.5	<0.5	<0.5	<0.5	<0.5	<0.5		<0.5	<0.5	<0.5	<0.5	<0.5
Cadmium (Cd)	0.55	<0.25	<0.25	<0.25	<0.25	<0.25	<0.25		<0.25	<0.25	<0.25	<0.25	0.55
Chromium (Cr)	0.7	0.8	0.6	0.7	<0.5	0.5	<0.5		0.6	0.5	1.4	<0.5	1.4
Copper (Cu)	7.6	6.5	5.7	10.1	5.0	4.9	3.5		6.3	6.9	11.2	6.9	11.2
Lead (Pb)	<0.5	<0.5	<0.5	<0.5	<0.5	<0.5	<0.5		<0.5	<0.5	<0.5	<0.5	<0.5
Mercury (Hg)	<0.05	<0.05	<0.05	<0.05	<0.05	<0.05	<0.05		<0.05	<0.05	<0.05	<0.05	<0.05
Nickel (Ni)	2.7	3.4	3.4	3.0	3.1	3.0	3.0		3.1	3.0	2.9	2.7	3.4
Selenium (Se)	<2	<2	<2	<2	<2	<2	<2		<2	<2	<2	<2	<2
Silver (Ag)	<0.25	<0.25	<0.25	<0.25	<0.25	<0.25	<0.25		<0.25	<0.25	0.29	<0.25	0.29
Thallium (Tl)	<1	<1	<1	<1	<1	<1	<1		<1	<1	<1	<1	<1
Zinc (Zn)	49	43	43	49	35	29	21		43	46	55	37	55
CN, Aquatic Free	<2			<2					<2	<2			<2

RP-5 (M-003) Effluent Volatile Organics (EPA Methods 624, 601/602), µg/L

1,1,1-Trichloroethane				<1									<1
1,1,1,2-Tetrachloroethane				<0.5									<0.5
1,1,2-Trichloroethane				<1									<1
1,1-Dichloroethane				<0.5									<0.5
1,1-Dichloroethene				<1									<1
1,2-Dichlorobenzene				<1									<1
1,2-Dichloroethane				<0.5									<0.5
1,2-Dichloropropane				<0.5									<0.5
1,3-Dichlorobenzene				<1									<1
1,4-Dichlorobenzene				<1									<1
2-Chloroethyl vinyl ether				<1									<1
Benzene				<1									<1
Bromodichloromethane	14	16	28	16	20	32	30		19	14	15	13	32
Bromoform	<1	<1	<1	<1	<1	<1	<1		<1	<1	<1	<1	<1
Bromomethane				<1									<1
Carbon tetrachloride				<0.5									<0.5
Chlorobenzene				<1									<1
Chloroethane				<1									<1
Chloroform	72	71	62	67	72	122	69		78	72	71	83	122
Chloromethane				<1									<1
cis-1,3-Dichloropropene				<0.5									<0.5
Dibromochloromethane	2	2	9	4	4	6	6		3	2	4	3	9
Ethylbenzene				<1									<1
Methylene chloride				<1									<1
Tetrachloroethene				<1									<1
Toluene				<1									<1
trans-1,2-Dichloroethene				<0.5									<0.5
trans-1,3-Dichloropropene				<0.5									<0.5
Trichloroethene				<1									<1
Trichlorofluoromethane				<2									<2
Vinyl chloride				<0.5									<0.5
Acrolein				<2									<2
Acrylonitrile				0.26									0.26

INLAND EMPIRE UTILITIES AGENCY

Regional Plant Nos. 1, 4, 5, & Carbon Canyon Water Recycling Facility, 2017 NPDES Annual Report

RP-5 (M-003) Effluent Remaining Priority Pollutants

Table 20b

RP-5 (M-003) Effluent Base/Neutral and Acid Extractibles (EPA Method 625), µg/L

Constituent	Jan	Feb	Mar	Apr	May	Jun	Jul	Aug	Sep	Oct	Nov	Dec	Annual Max.
1,2,4-Trichlorobenzene				<1									<1
1,2-Dichlorobenzene				<1									<1
1,3-Dichlorobenzene				<1									<1
1,4-Dichlorobenzene				<1									<1
2,4,6-Trichlorophenol				<1									<1
2,4-Dichlorophenol				<2									<2
2,4-Dimethylphenol				<1									<1
2,4-Dinitrophenol				<3									<3
2,4-Dinitrotoluene				<1									<1
2,6-Dinitrotoluene				<2									<2
2-Chloronaphthalene				<1									<1
2-Chlorophenol				<1									<1
2-Methyl-4,6-dinitrophenol				<2									<2
2-Nitrophenol				<1									<1
3,3-Dichlorobenzidine				<5									<5
4-Bromophenyl phenyl ether				<1									<1
4-Chloro-3-methylphenol				<1									<1
4-Chlorophenyl phenyl ether				<1									<1
4-Nitrophenol				<3									<3
Acenaphthene				<1									<1
Acenaphthylene				<1									<1
Anthracene				<1									<1
Azobenzene				<1									<1
Benzidine				<5									<5
Benzo(a)anthracene				<5									<5
Benzo(a)pyrene				<1									<1
Benzo(b)fluoranthene				<1									<1
Benzo(g,h,i)perylene				<2									<2
Benzo(k)fluoranthene				<1									<1
Bis(2-chloroethoxy)methane				<2									<2
Bis(2-chloroethyl)ether				<1									<1
Bis(2-chloroisopropyl)ether				<1									<1
Bis(2-ethylhexyl)phthalate	<2			<2			<2			<2			<2
Butyl benzyl phthalate				<1									<1
Chrysene				<1									<1
Dibenzo(a,h)anthracene				<1									<1
Diethyl phthalate				<2									<2
Dimethyl phthalate				<1									<1
Di-n-butyl phthalate				<1									<1
Di-n-octyl phthalate				<1									<1
Fluoranthene				<1									<1
Fluorene				<1									<1
Hexachlorobenzene				<1									<1
Hexachlorobutadiene				<1									<1
Hexachlorocyclopentadiene				<5									<5
Hexachloroethane				<1									<1
Indeno(1,2,3-cd)pyrene				<2									<2
Isophorone				<1									<1
Naphthalene				<1									<1
Nitrobenzene				<1									<1
N-Nitrosodimethylamine				<1									<1
N-Nitroso-di-n-propylamine				<1									<1
N-Nitrosodiphenylamine				<1									<1
Pentachlorophenol				<2									<2
Phenanthrene				<1									<1
Phenol				<1									<1
Pyrene				<1									<1

INLAND EMPIRE UTILITIES AGENCY

Regional Plant Nos. 1, 4, 5, & Carbon Canyon Water Recycling Facility, 2017 NPDES Annual Report

RP-5 (M-003) Effluent Remaining Priority Pollutants

Table 20c

RP-5 (M-003) Effluent Pesticides (EPA Method 608), µg/L

Constituent	Jan	Feb	Mar	Apr	May	Jun	Jul	Aug	Sep	Oct	Nov	Dec	Annual Max.
4,4-DDD				<0.006									<0.006
4,4-DDE				<0.006									<0.006
4,4-DDT				<0.008									<0.008
Aldrin				<0.004									<0.004
Alpha-BHC				<0.008									<0.008
Beta-BHC				<0.005									<0.005
Delta-BHC				<0.007									<0.007
Dieldrin				<0.006									<0.006
Endosulfan I				<0.01									<0.01
Endosulfan II				<0.007									<0.007
Endosulfan Sulfate				<0.009									<0.009
Endrin				<0.009									<0.009
Endrin aldehyde				<0.006									<0.006
Gamma-BHC				<0.01									<0.01
Heptachlor				<0.006									<0.006
Heptachlor epoxide				<0.007									<0.007
Chlordane				<0.1									<0.1
PCB-1016				<0.5									<0.5
PCB-1221				<0.5									<0.5
PCB-1232				<0.5									<0.5
PCB-1242				<0.5									<0.5
PCB-1248				<0.5									<0.5
PCB-1254				<0.5									<0.5
PCB-1260				<0.5									<0.5
Toxaphene				<0.5									<0.5

RP-5 (M-003) Effluent Dioxins & Furans, pg/L (reported values based on detection limit)

PCDD/PCDF Congeners*	0.0	0.0	0.0	0.0	0.0	0.0	0.0	0.0	ND	0.0	0.0	0.0	0.0	0.0
----------------------	-----	-----	-----	-----	-----	-----	-----	-----	----	-----	-----	-----	-----	-----

*TEQ is calculated based on congener concentrations below the reporting limit (RL) set to zero

ND: No Discharge

INLAND EMPIRE UTILITIES AGENCY

Regional Plant Nos. 1, 4, 5, & Carbon Canyon Water Recycling Facility, 2017 NPDES Annual Report

CCWRF (M-004) Effluent Remaining Priority Pollutants

Table 21a

CCWRF (M-004) Effluent Remaining Priority Pollutant Metals & CN, µg/L

Constituent	Jan	Feb	Mar	Apr	May	Jun	Jul	Aug	Sep	Oct	Nov	Dec	Annual Max.
Antimony (Sb)	<1	<1	<1	<1	<1	<1	<1			<1	<1	<1	<1.0
Arsenic (As)	<2	<2	<2	<2	<2	<2	<2			<2	<2	<2	<2
Beryllium (Be)	<0.5	<0.5	<0.5	<0.5	<0.5	<0.5	<0.5			<0.5	<0.5	<0.5	<0.5
Cadmium (Cd)	<0.25	<0.25	<0.25	<0.25	<0.25	<0.25	<0.25			<0.25	<0.25	<0.25	<0.25
Chromium (Cr)	0.9	1.0	0.7	0.7	0.8	0.7	0.7			0.6	<0.5	0.6	1.0
Copper (Cu)	7.8	6.5	10.6	5.9	6.9	6.4	6.0			7.4	6.1	6.1	10.6
Lead (Pb)	<0.5	<0.5	<0.5	<0.5	<0.5	<0.5	<0.5			<0.5	<0.5	<0.5	<0.5
Mercury (Hg)	<0.05	<0.05	<0.05	<0.05	<0.05	<0.05	<0.05			<0.05	<0.05	<0.05	<0.05
Nickel (Ni)	2.3	2.7	2.5	2.9	2.9	2.9	3.0			2.9	2.4	2.6	3.0
Selenium (Se)	<2	2.0	<2	<2	<2	<2	<2			<2	<2	<2	2
Silver (Ag)	<0.25	<0.25	<0.25	<0.25	<0.25	<0.25	<0.25			<0.25	<0.25	<0.25	<0.25
Thallium (Tl)	<1	<1	<1	<1	<1	<1	<1			<1	<1	<1	<1
Zinc (Zn)	58	64	59	39	48	50	54			62	48	55	64
CN, Aquatic Free	2			<2			<2			<2			2

CCWRF (M-004) Effluent Volatile Organics (EPA Methods 624, 601/602), µg/L

1,1,1-Trichloroethane				<1									<1
1,1,1,2-Tetrachloroethane				<0.5									<0.5
1,1,2-Trichloroethane				<1									<1
1,1-Dichloroethane				<0.5									<0.5
1,1-Dichloroethene				<1									<1
1,2-Dichlorobenzene				<1									<1
1,2-Dichloroethane				<0.5									<0.5
1,2-Dichloropropane				<0.5									<0.5
1,3-Dichlorobenzene				<1									<1
1,4-Dichlorobenzene				<1									<1
2-Chloroethyl vinyl ether				<1									<1
Benzene				<1									<1
Bromodichloromethane	16	43	51	45	42	25	51			16	12	12	51
Bromoform	<1	29	13	3	5	<1	4			<1	<1	<1	29
Bromomethane				<1									<1
Carbon tetrachloride				<0.5									<0.5
Chlorobenzene				<1									<1
Chloroethane				<1									<1
Chloroform	58	26	31	46	36	77	50			87	42	57	87
Chloromethane				<1									<1
cis-1,3-Dichloropropene				<0.5									<0.5
Dibromochloromethane	3	62	55	32	35	6	36			2	4	4	62
Ethylbenzene				<1									<1
Methylene chloride				<1									<1
Tetrachloroethene				<1									<1
Toluene				<1									<1
trans-1,2-Dichloroethene				<0.5									<0.5
trans-1,3-Dichloropropene				<0.5									<0.5
Trichloroethene				<1									<1
Trichlorofluoromethane				<2									<2
Vinyl chloride				<0.5									<0.5
Acrolein				<2									<2
Acrylonitrile				<0.25									<0.25

INLAND EMPIRE UTILITIES AGENCY

Regional Plant Nos. 1, 4, 5, & Carbon Canyon Water Recycling Facility, 2017 NPDES Annual Report

CCWRF (M-004) Effluent Remaining Priority Pollutants

Table 21b

CCWRF (M-004) Effluent Base/Neutral and Acid Extractibles (EPA Method 625), µg/L

Constituent	Jan	Feb	Mar	Apr	May	Jun	Jul	Aug	Sep	Oct	Nov	Dec	Annual Max.
1,2,4-Trichlorobenzene				<1									<1
1,2-Dichlorobenzene				<1									<1
1,3-Dichlorobenzene				<1									<1
1,4-Dichlorobenzene				<1									<1
2,4,6-Trichlorophenol				<1									<1
2,4-Dichlorophenol				<2									<2
2,4-Dimethylphenol				<1									<1
2,4-Dinitrophenol				<3									<3
2,4-Dinitrotoluene				<1									<1
2,6-Dinitrotoluene				<2									<2
2-Chloronaphthalene				<1									<1
2-Chlorophenol				<1									<1
2-Methyl-4,6-dinitrophenol				<2									<2
2-Nitrophenol				<1									<1
3,3-Dichlorobenzidine				<5									<5
4-Bromophenyl phenyl ether				<1									<1
4-Chloro-3-methylphenol				<1									<1
4-Chlorophenyl phenyl ether				<1									<1
4-Nitrophenol				<3									<3
Acenaphthene				<1									<1
Acenaphthylene				<1									<1
Anthracene				<1									<1
Azobenzene				<1									<1
Benzidine				<5									<5
Benzo(a)anthracene				<5									<5
Benzo(a)pyrene				<1									<1
Benzo(b)fluoranthene				<1									<1
Benzo(g,h,i)perylene				<2									<2
Benzo(k)fluoranthene				<1									<1
Bis(2-chloroethoxy)methane				<2									<2
Bis(2-chloroethyl)ether				<1									<1
Bis(2-chloroisopropyl)ether				<1									<1
Bis(2-ethylhexyl)phthalate	<2			<2			<2			<2			<2
Butyl benzyl phthalate				<1									<1
Chrysene				<1									<1
Dibenzo(a,h)anthracene				<1									<1
Diethyl phthalate				<2									<2
Dimethyl phthalate				<1									<1
Di-n-butyl phthalate				<1									<1
Di-n-octyl phthalate				<1									<1
Fluoranthene				<1									<1
Fluorene				<1									<1
Hexachlorobenzene				<1									<1
Hexachlorobutadiene				<1									<1
Hexachlorocyclopentadiene				<5									<5
Hexachloroethane				<1									<1
Indeno(1,2,3-cd)pyrene				<2									<2
Isophorone				<1									<1
Naphthalene				<1									<1
Nitrobenzene				<1									<1
N-Nitrosodimethylamine				<1									<1
N-Nitroso-di-n-propylamine				<1									<1
N-Nitrosodiphenylamine				<1									<1
Pentachlorophenol				<2									<2
Phenanthrene				<1									<1
Phenol				<1									<1
Pyrene				<1									<1

INLAND EMPIRE UTILITIES AGENCY

Regional Plant Nos. 1, 4, 5, & Carbon Canyon Water Recycling Facility, 2017 NPDES Annual Report

CCWRF (M-004) Effluent Remaining Priority Pollutants

Table 21c

CCWRF (M-004) Effluent Pesticides (EPA Method 608), µg/L

Constituent	Jan	Feb	Mar	Apr	May	Jun	Jul	Aug	Sep	Oct	Nov	Dec	Annual Max.
4,4-DDD				<0.006									<0.006
4,4-DDE				<0.006									<0.006
4,4-DDT				<0.008									<0.008
Aldrin				<0.004									<0.004
Alpha-BHC				<0.008									<0.008
Beta-BHC				<0.005									<0.005
Delta-BHC				<0.007									<0.007
Dieldrin				<0.006									<0.006
Endosulfan I				<0.01									<0.01
Endosulfan II				<0.007									<0.007
Endosulfan Sulfate				<0.009									<0.009
Endrin				<0.009									<0.009
Endrin aldehyde				<0.006									<0.006
Gamma-BHC				<0.01									<0.01
Heptachlor				<0.006									<0.006
Heptachlor epoxide				<0.007									<0.007
Chlordane				<0.1									<0.1
PCB-1016				<0.5									<0.5
PCB-1221				<0.5									<0.5
PCB-1232				<0.5									<0.5
PCB-1242				<0.5									<0.5
PCB-1248				<0.5									<0.5
PCB-1254				<0.5									<0.5
PCB-1260				<0.5									<0.5
Toxaphene				<0.5									<0.5

CCWRF (M-004) Effluent Dioxins & Furans, pg/L (reported values based on detection limit)

PCDD/PCDF Congeners*	0.0			0.0			0.0			0.0			0.0
----------------------	-----	--	--	-----	--	--	-----	--	--	-----	--	--	-----

*TEQ is calculated based on congener concentrations below the reporting limit (RL) set to zero

INFORMATION
ITEM

4M

1st Quarter Planning & Environmental Resources Update



Feasibility Studies

- **CASA Study**

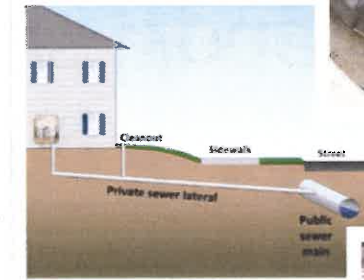
- Participation in California Association of Sanitation Agencies (CASA) statewide wastewater monitoring study
 - Collaboration with other agencies in Northern/Southern California
 - Evaluation of residential/commercial flow and wastewater characteristics
 - IEUA site specific wastewater monitoring



- **Recycled Water Feasibility Studies**

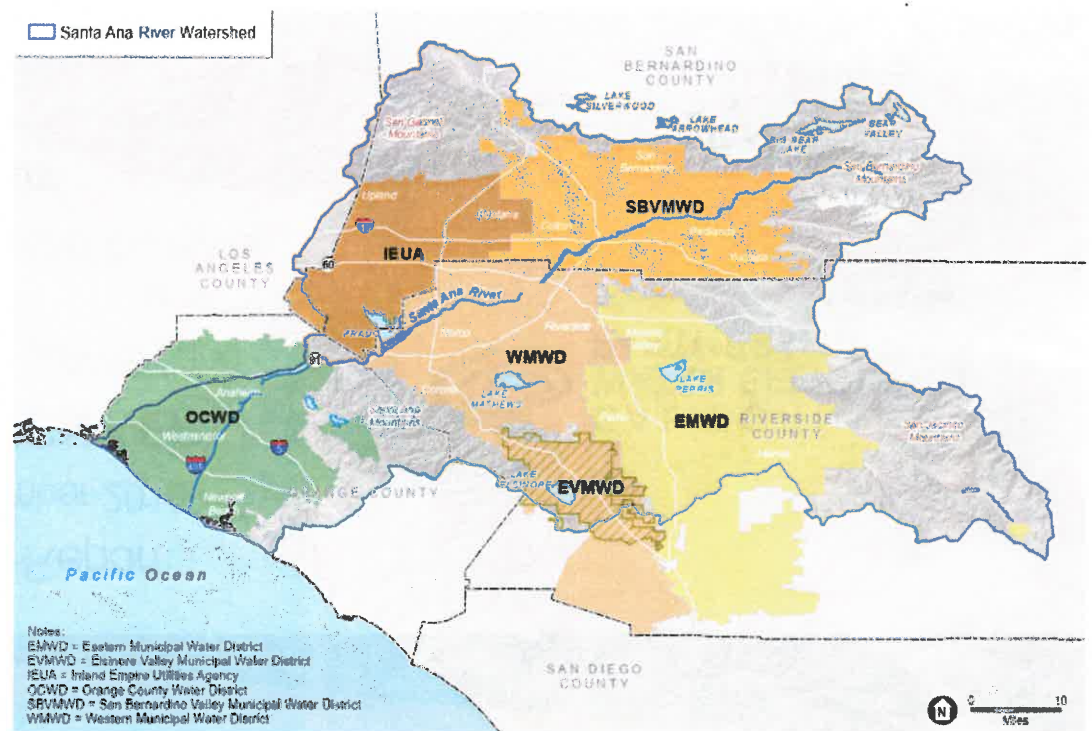
Title XVI Water Infrastructure Improvements for the Nation (WIIN)

- IEUA/Jurupa Community Services District RW Intertie (\$33M)
- IEUA/Pomona/MVWD RW Intertie (\$87M)
- USBR approved both studies, allowing projects to compete for funding
- IEUA applied for funds for both projects in July 2018




Santa Ana River Conservation & Conjunctive Use Program (SARCCUP)

- SARCCUP: Habitat improvement, water use efficiency, and groundwater banking
- Current activities:
 - Coordinating with IEUA member agencies
 - Water transfer discussions with Western Municipal Water District via Jurupa Community Services District
 - Pending development of local agency memorandum of understanding
 - Pending sub-grantee agreement with SAWPA
 - Prepared Joint Administrative Draft Environmental Impact Report (EIR)




Regional Water Use Efficiency

- Annual Water Use Efficiency Programs Report
 - Draft completed – Board presentation November 2018
- California Water Efficiency Partnership (CalWEP)
 - IEUA hosted a joint Board meeting between CalWEP and the Alliance for Water Efficiency (AWE)
 - CalWEP will become the first National Chapter of the AWE
- Residential Pressure Regulation Program
 - RFP issued in July
 - Contract awarded to EcoTech Services (3-year term)
- Residential Large Landscape Retrofit Program
 - RFP issued in July
 - Contract award – October 2018 (3-year term)



Upper Santa Ana River Multiple Species Habitat Conservation Plan (SAR HCP)

- Project impacts analysis underway
- Draft plan: December 2018
- Joint Power Authority Establishment: Spring 2019
- Participating Agency Agreements: Spring 2019



INFORMATION
ITEM

4N

Laboratory

Semi-Annual Update




Laboratory Activities

- FY 2018 Samples and Analyses
 - Samples – 18,180
 - Compliance – 6,603
 - Process Control – 11,577
 - Analyses – 59,826
 - Compliance – 30,492
 - Process Control – 29,334
- Staffing
 - Retirement:
 - Gary Guardiano (26 years of service)
 - Promotions:
 - Jennifer Huber, Chemist
 - Vincent Tran, Chemist
 - Niki Becker, Laboratory Scientist II
 - New Hire:
 - Supriti Shrestha, Laboratory Scientist I

Water Quality Laboratory (EN15008)

- Move-In/Certification
 - 1st Phase: October 8
 - Majority of Lab equipment and staff moves. Process analysis performed at new Water Quality Lab
 - Compliance analysis continues in Old Lab for some tests, others to be sent to contract lab
 - ELAP site visit: Week of November 5
 - 2nd Phase: Remaining equipment moves in mid November after New Lab receives ELAP accreditation.
 - Instruments/Equipment moved
 - 19 advanced instruments with spare parts and specialized glassware
 - Over 30 smaller miscellaneous instruments
 - 1000's of various glassware items, beakers, pipettes, cylinders, chemicals, etc.



Sample Receiving/Storage



Sample delivery in the middle of the Lab. No storage space for coolers, outdoor walk-in refrigerator.



Easy access for sample delivery. Storage room for coolers, Walk-in refrigerator centrally located.



Metals Lab




3 large instruments, limited space for sample preparation.



2 large benches, all polycarbonate cabinets.

Organics/Pesticides Lab



4 instruments, sharing one U-shaped bench



2 U-shaped benches plus wall bench space. Future space for new instruments for Chemicals of Emerging Concern.

Wet Chemistry Lab



10 advanced instruments, 20 smaller instruments/equipment, limited space, no U-shaped benches, limited fume hoods.



Large spacious benches and fume hoods.

U-shaped benches, easy access behind instruments.

The view from Wet Chemistry Lab




The new view!



Microbiology/Bioassay Labs



Cluttered counters,
Bioassay lab brick
wall to outside,
very difficult to
maintain
temperature.



Additional bench space in Microbiology Lab, with small room for
Bioassay testing (easier temperature control of Bioassay lab.)

Office Space



Shared PCs, some offices in various locations near the labs.



Open office area, individual cubicles and offices centrally located.



**AGENCY
REPRESENTATIVES'
REPORTS**

5A



Meeting Summary

Meeting Summary

SAWPA'S Vision

SAWPA's vision is a sustainable Santa Ana River Watershed that enjoys clean and reliable water resources necessary for a vibrant economy and high quality of life for all, while maintaining healthy ecosystems and open space.

We provide value to our member agencies and to the watershed as a whole by developing policies, programs and projects, and by facilitating collaboration across boundaries to address common goals and tackle problems that are larger than any individual entity.

SAWPA'S Mission

SAWPA strives to make the Santa Ana River Watershed more sustainable through fact-based planning and informed decision-making, regional and multijurisdictional coordination, and the innovative development of policies, programs and projects.

At its Regular Meeting of
September 18, 2018,
the Commission of the
Santa Ana Watershed Project
Authority:

- **Authorized application to the Director of Industrial Relations, State of California for a Certificate of Consent to Self-Insure Workers' Compensation Liabilities.**
- **Authorized the General Manager to release and pay retention up to a total amount not to exceed \$50,000 for completed work on grant-funded projects in advance of State reimbursement.**

PLEASE NOTE: This summary may not include all agenda items and should not be construed as official minutes. Any questions please call or email Kelly Berry at 951.354.4230 - kberry@sawpa.org.



SAWPA

SANTA ANA WATERSHED PROJECT AUTHORITY

11615 Sterling Avenue, Riverside, California 92503 • (951) 354-4220

REGULAR COMMISSION MEETING TUESDAY, OCTOBER 16, 2018 – 9:30 A.M.

AGENDA

1. CALL TO ORDER/PLEDGE OF ALLEGIANCE (Mark Bulot, Chair)

2. ROLL CALL

3. PUBLIC COMMENTS

Members of the public may address the Commission on items within the jurisdiction of the Commission; however, no action may be taken on an item not appearing on the agenda unless the action is otherwise authorized by Government Code §54954.2(b).

4. CONSENT CALENDAR

All matters listed on the Consent Calendar are considered routine and non-controversial and will be acted upon by the Commission by one motion as listed below.

A. APPROVAL OF MEETING MINUTES: OCTOBER 2, 2018

Recommendation: Approve as posted.

B. TREASURER'S REPORT – SEPTEMBER 2018

Recommendation: Approve as posted.

5. NEW BUSINESS

A. INLAND EMPIRE BRINE LINE REACH 4D REHABILITATION WORK PLAN
(CM#2018.106)

Presenter: David Ruhl

Recommendation: Receive and file.

B. 2019 MEDICAL INSURANCE CAP (CM#2017.103)

Presenter: Rich Haller

Recommendation: Direct staff to adjust the medical insurance cap from \$1,700.90 to \$1,745.45, which reflects the ACWA/JPIA 2018 Kaiser Family Plan rate.

C. OWOW STEERING COMMITTEE RESPONSE TO OC STAKEHOLDERS LETTER
AND OWOW PROGRAM STATUS REPORT (CM#2018.107)

Presenter: Mark Norton

Recommendation: Receive and file.

D. MEMORANDUM OF UNDERSTANDING (MOU) FOR WECAN EXPANSION IN THE CITY OF RIVERSIDE (CM#2018.108)

Presenter: Mike Antos

Recommendation: (1) Authorize the General Manager to execute a Memorandum of Understanding (MOU) between SAWPA, the City of Riverside and the County of Riverside in support of the City application for a Transformative Climate Communities grant which, if awarded, would fund expansion of the Water-Energy Community Action Network (WECAN) Program; and, (2) If the WECAN Program is expanded, assign oversight of the program to Project Agreement (PA) 22 Committee.

6. INFORMATIONAL REPORTS

Recommendation: Receive for information.

A. CASH TRANSACTIONS REPORT – AUGUST 2018

Presenter: Karen Williams

B. INTER-FUND BORROWING – AUGUST 2018 (CM#2018.104)

Presenter: Karen Williams

C. PERFORMANCE INDICATORS/FINANCIAL REPORTING – AUGUST 2018 (CM#2018.105)

Presenter: Karen Williams

D. GENERAL MANAGER REPORT

E. SAWPA GENERAL MANAGERS MEETING NOTES

- October 9, 2018

F. STATE LEGISLATIVE REPORT

Presenter: Rich Haller

G. CHAIR'S COMMENTS/REPORT

H. COMMISSIONERS' COMMENTS

I. COMMISSIONERS' REQUEST FOR FUTURE AGENDA ITEMS

7. CLOSED SESSION

A. CONFERENCE WITH LEGAL COUNSEL – EXISTING LITIGATION PURSUANT TO GOVERNMENT CODE SECTION 54956.9(d)(1)

Name of Case: Spiniello Companies v. Charles King Company, Inc., Santa Ana Watershed Project Authority, The Ohio Casualty Insurance Company (Superior Court of Los Angeles BC616589)

B. PUBLIC EMPLOYEE ANNUAL PERFORMANCE EVALUATION – PURSUANT TO GOVERNMENT CODE SECTION 54957

Title: General Manager

8. ADJOURNMENT

Americans with Disabilities Act: If you require any special disability related accommodations to participate in this meeting, call (951) 354-4230 or email kberry@sawpa.org. 48-hour notification prior to the meeting will enable staff to make reasonable arrangements to ensure accessibility for this meeting. Requests should specify the nature of the disability and the type of accommodation requested.

Materials related to an item on this agenda submitted to the Commission after distribution of the agenda packet are available for public inspection during normal business hours at the SAWPA office, 11615 Sterling Avenue, Riverside, and available at www.sawpa.org, subject to staff's ability to post documents prior to the meeting.

Declaration of Posting

I, Kelly Berry, Clerk of the Board of the Santa Ana Watershed Project Authority declare that on Wednesday, October 10, 2018, a copy of this agenda has been uploaded to the SAWPA website at www.sawpa.org and posted at the SAWPA office, 11615 Sterling Avenue, Riverside, California.

/s/

Kelly Berry, CMC

2018 SAWPA Commission Meetings/Events

First and Third Tuesday of the Month

(NOTE: Unless otherwise noticed, all Commission Workshops/Meetings begin at 9:30 a.m., and are held at SAWPA.)

January 1/2/18 Commission Workshop [cancelled] 1/16/18 Regular Commission Meeting	February 2/6/18 Commission Workshop 2/20/18 Regular Commission Meeting
March 3/6/18 Commission Workshop 3/20/18 Regular Commission Meeting	April 4/3/18 Commission Workshop 4/17/18 Regular Commission Meeting
May 5/1/18 Commission Workshop 5/8 – 5/11/18 ACWA Spring Conference, Sacramento 5/15/18 Regular Commission Meeting	June 6/5/18 Commission Workshop 6/19/18 Regular Commission Meeting
July 7/3/18 Commission Workshop [cancelled] 7/17/18 Regular Commission Meeting	August 8/7/18 Commission Workshop 8/21/18 Regular Commission Meeting
September 9/4/18 Commission Workshop 9/18/18 Regular Commission Meeting	October 10/2/18 Commission Workshop 10/16/18 Regular Commission Meeting
November 11/6/18 Commission Workshop 11/20/18 Regular Commission Meeting 11/27 – 11/30/18 ACWA Fall Conference, San Diego	December 12/4/18 Commission Workshop 12/18/18 Regular Commission Meeting

2019 SAWPA Commission Meetings|Events|Important Dates

First and Third Tuesday of the Month

(NOTE: Unless otherwise noticed, all Commission Workshops/Meetings begin at 9:30 a.m., and are held at SAWPA.)

January 1/8/19 Commission Workshop 1/22/19 Regular Commission Meeting	February 2/5/19 Commission Workshop 2/19/19 Regular Commission Meeting
March 3/5/19 Commission Workshop 3/19/19 Regular Commission Meeting 3/29/19 OWOW Conference 2019, Cal State Fullerton	April 4/2/19 Commission Workshop 4/16/19 Regular Commission Meeting
May 5/7/19 Commission Workshop 5/7 – 5/10/19 ACWA Spring Conference, Monterey 5/21/19 Regular Commission Meeting	June 6/4/19 Commission Workshop 6/18/19 Regular Commission Meeting
July 7/2/19 Commission Workshop 7/16/19 Regular Commission Meeting	August 8/6/19 Commission Workshop 8/20/19 Regular Commission Meeting
September 9/3/19 Commission Workshop 9/17/19 Regular Commission Meeting	October 10/1/19 Commission Workshop 10/15/19 Regular Commission Meeting
November 11/5/19 Commission Workshop 11/19/19 Regular Commission Meeting	December 12/3/19 Commission Workshop 12/17/19 Regular Commission Meeting 12/3 – 12/6/19 ACWA Fall Conference, San Diego

**AGENCY
REPRESENTATIVES'
REPORTS**

5B



THE METROPOLITAN WATER DISTRICT
OF SOUTHERN CALIFORNIA

MWD MEETING AGENDA

REVISION NO. 2

Board Meeting

October 9, 2018

12:00 p.m. – Boardroom

Telephone Participation:

Sheraton Miramar Hotel & Convention Center

Avenida La Marina 15

Vina Del Mar

ValParaiso, Chile

Phone: +52 32 238 8600

October 9, 2018 Meeting Schedule		
9:00 a.m.	L&C	Rm. 2-145
10:00 a.m.	C&LR	Rm. 2-456
12:00 p.m.	Board Meeting	Boardroom

MWD Headquarters Building

• 700 N. Alameda Street

• Los Angeles, CA 90012

1. Call to Order

- (a) Invocation: Emerson Lego, Senior Environmental Specialist,
Water System Operations
- (b) Pledge of Allegiance: Director Fern Steiner,
San Diego County Water Authority

2. Roll Call

3. Determination of a Quorum

- 4. Opportunity for members of the public to address the Board on matters within the Board's jurisdiction. (As required by Gov. Code § 54954.3(a))

5. OTHER MATTERS

- A. Approval of the Minutes of the Meeting for September 11, 2018
(A copy has been mailed to each Director)
Any additions, corrections, or omissions
- B. Report on Directors' events attended at Metropolitan expense for month of September 2018
- C. Approve committee assignments
- D. Chairman's Monthly Activity Report

Date of Notice: October 2, 2018

- E. Report from Executive Committee on nominations for Board Chairman
- F. Nomination and Election for Board Chairman for two-year term effective January 1, 2019

6. DEPARTMENT HEADS' REPORTS

- A. General Manager's summary of activities for the month of September 2018
- B. General Counsel's summary of activities for the month of September 2018
- C. General Auditor's summary of activities for the month of September 2018
- D. Interim Ethics Officer's summary of activities for the month of September 2018

7. CONSENT CALENDAR ITEMS — ACTION

- 7-1** Adopt CEQA determination and authorize: (1) preparation of a Climate Action Plan; and (2) agreement with Rincon Consultants, Inc., in an amount not to exceed \$815,000, to assist staff with preparation of the CAP and CEQA documentation. (E&O)

Recommendation:

Option #1:

Adopt the CEQA determination that the proposed action is not defined as a project and is not subject to CEQA, and

- a. Authorize preparation of a Climate Action Plan; and**
- b. Authorize agreement with Rincon Consultants, Inc.**

- 7-2** Adopt CEQA determination and appropriate \$1.15 million; and authorize: (1) design to upgrade audiovisual systems at Metropolitan's Headquarters Building; and (2) increase of \$610,000 to agreement with IBI Group, for a new not-to-exceed total of \$1.5 million for design services (Appropriation No. 15487). (E&O)

Recommendation:

Option #1:

Adopt the CEQA determination the proposed action is not defined as a project and is exempt, and

- a. Appropriate \$1.15 million;
- b. Authorize design to upgrade the audiovisual systems in the board and committee rooms at Metropolitan's Headquarters Building; and
- c. Authorize increase of \$610,000 to an agreement with IBI Group, for a new not-to-exceed total of \$1.5 million, for specialized design services.

- 7-3** Adopt CEQA determination and appropriate \$1.5 million; and authorize design of three distribution system rehabilitation projects (Appropriation No. 15503). (E&O)

Recommendation:

Option #1:

Adopt the CEQA determination that the proposed action is categorically exempt, and

- a. Appropriate \$1.5 million;
- b. Authorize design to replace sodium hypochlorite tanks at Lake Mathews;
- c. Authorize preliminary design to rehabilitate the interconnection between the Sepulveda Feeder and the West Basin Feeder; and
- d. Authorize design of electrical upgrades at the interconnection between the Sepulveda Feeder and the East Valley Feeder.

- 7-4** Adopt CEQA determination and appropriate \$200,000; and authorize preliminary design to improve hazardous waste storage at the La Verne site (Appropriation No. 15505). (E&O)

Recommendation:

Option #1:

Adopt the CEQA determination that the proposed action is categorically exempt, and

- a. Appropriate \$200,000; and**
- b. Authorize preliminary design to improve hazardous waste storage at the La Verne site.**

END OF CONSENT CALENDAR

8. OTHER BOARD ITEMS — ACTION

- 8-1** Adopt CEQA determination and approve amendments to the Metropolitan Water District Administrative Code Section 5109 to provide capital financing flexibility. (F&I)

Recommendation:

Option #1:

Adopt the CEQA determination that the proposed action is not defined as a project and is not subject to CEQA, and

Approve amendments to the Administrative Code set forth in Attachment 2 of the board letter to reflect the changes recommended by this letter.

- 8-2** Adopt CEQA determination and (1) appropriate a total of \$290 million for projects identified in the Capital Investment Plan (CIP) for Fiscal Years (FYs) 2018/19 and 2019/20; (2) authorize the General Manager to initiate or proceed with work on all capital projects identified in the CIP for FYs 2018/19 and 2019/20 subject to any limits on the General Manager's authority and CEQA requirements; and (3) amend the Administrative Code to (a) allow for a biennial appropriation of the total amount of planned CIP expenditures following the approval of the biennial budget and authorize work on all capital projects identified in the CIP subject to the requirements of CEQA and limits on the General Manager's authority; and (b) delegate responsibility to the General Manager to determine whether a project is exempt from CEQA (Appropriation No. 15509). (E&O)

Recommendation:

Option #1:

Adopt the CEQA determination that the proposed actions are not defined as projects and are not subject to CEQA, or are expressly authorized under CEQA, and

- a. Appropriate a total of \$290 million for projects identified in the Capital Investment Plan (CIP) for Fiscal Years (FYs) 2018/19 and 2019/20;**
- b. Authorize the General Manager to initiate or proceed with work on all capital projects identified in the CIP for FYs 2018/19 and 2019/20 subject to any limits on the General Manager's authority and CEQA requirements; and**
- c. Amend the Administrative Code to (a) allow for an appropriation of planned CIP expenditures following the approval of the biennial budget and authorize work on all capital projects identified in the CIP subject to the requirements of CEQA and limits on the General Manager's authority; and (b) delegate responsibility to the General Manager to determine whether a project is exempt from CEQA.**

- 8-3** Adopt CEQA determination and appropriate \$56.4 million; award \$38,539,196 contract to Environmental Construction, Inc. for rehabilitation of the west treatment basins and filter building at the Robert B. Diemer Water Treatment Plant; award \$3,532,700 contract to Flowserve Corporation to refurbish filter valve actuators; and authorize: (1) construction of water sampling system improvements at the Diemer plant; and (2) increase of \$300,000 to agreement with Ninyo & Moore, for a new not-to-exceed total of \$736,000, to provide environmental support (Appropriations Nos. 15380 and 15436). (E&O)

Recommendation:

Option #1:

Adopt the CEQA determinations that the proposed actions are categorically exempt from CEQA, and

- a. Appropriate \$56.4 million;**
- b. Award \$38,539,196 contract to Environmental Construction, Inc. to rehabilitate the west treatment basins and filter building at the Diemer plant;**
- c. Award \$3,532,700 contract to Flowserve Corporation to refurbish filter valve actuators;**
- d. Authorize construction of water sampling system improvements at the Diemer plant; and**
- e. Authorize increase of \$300,000 to an agreement with Ninyo & Moore, for a new not-to-exceed total of \$736,000, to provide environmental support.**

- 8-4** Adopt CEQA determination and appropriate \$6.5 million; and award \$4,674,444 contract to Bosco Constructors, Inc. to replace concrete panels at Iron Mountain Reservoir and along the Colorado River Aqueduct (Appropriation No. 15483). (E&O)

Recommendation:

Option #1:

Adopt the CEQA determination that the proposed action is categorically exempt, and

- a. Appropriate \$6.5 million; and**
- b. Award \$4,674,444 million contract to Bosco Constructors, Inc. to replace concrete panels along the Colorado River Aqueduct and at Iron Mountain Reservoir.**

- 8-5** Adopt CEQA determination and approve an interim Local Resources Program target. (WP&S)

Recommendation:

Option #1:

Adopt the CEQA determination that the proposed action is not defined as a project and is not subject to CEQA, and

Approve an interim Local Resources Program target yield of 170,000 AFY of new water.

REVISED

8-6

Adopt CEQA determination and report on existing litigation: *The Metropolitan Water District of Southern California v. Desert Milling, Inc., John Frederick Benson, et al.*, LASC Case No. BC687102; and authorize increase of maximum amount payable under contract with Ryan & Associates for legal services by \$100,000 to an amount not to exceed \$200,000. a maximum amount payable of \$200,000 for existing General Counsel contract with Ryan Associates to provide legal advice and representation in the termination of the Desert Milling, Inc. agricultural lease in the Palo Verde Valley and collection of amounts due to Metropolitan in the *Metropolitan Water District of Southern California v. Desert Milling, Inc., John Frederick Benson, et al.*, Case No. BC687102 (LASC, Central District, filed December 15, 2017). (L&C)

[Conference with legal counsel—existing litigation; to be heard in closed session pursuant to Gov. Code Section 54956.9(d)(1)]

Added

Recommendation:

Option #1:

Adopt the CEQA determination that the proposed action is not defined as a project and is not subject to CEQA, and

Authorize the General Counsel to increase the amount payable under its agreement with Ryan & Associates by \$100,000 to an amount not to exceed \$200,000

9. BOARD INFORMATION ITEMS

- 9-1 Update on Conservation Program
- 9-2 Compliance with Fund Requirements and Bond Indenture Provisions. (F&I)

10. OTHER MATTERS

- 10-1 Department Head Performance Evaluations
[Public Employees' performance evaluations; General Manager, General Counsel, and General Auditor; to be heard in closed session pursuant to Gov. Code 54957(b).]

- 10-2 Report on Department Head 2018 Salary Survey
- 10-3 Discuss and Approve Compensation Recommendations for General Manager, General Counsel, and General Auditor

11. FOLLOW-UP ITEMS

12. FUTURE AGENDA ITEMS

13. ADJOURNMENT

NOTE: Each agenda item with a committee designation will be considered and a recommendation may be made by one or more committees prior to consideration and final action by the full Board of Directors. The committee designation appears in parentheses at the end of the description of the agenda item e.g., (E&O, F&I). Committee agendas may be obtained from the Board Executive Secretary.

Writings relating to open session agenda items distributed to Directors less than 72 hours prior to a regular meeting are available for public inspection at Metropolitan's Headquarters Building and on Metropolitan's Web site <http://www.mwdh2o.com>.

Requests for a disability related modification or accommodation, including auxiliary aids or services, in order to attend or participate in a meeting should be made to the Board Executive Secretary in advance of the meeting to ensure availability of the requested service or accommodation.

**AGENCY
REPRESENTATIVES'
REPORTS**

5D

**CHINO BASIN WATERMASTER
WATERMASTER BOARD MEETING**

11:00 a.m. – September 27, 2018

WITH

Mr. Robert DiPrimio – Chair

Mr. Jeff Pierson – Vice-Chair

At The Offices Of

Chino Basin Watermaster

9641 San Bernardino Road

Rancho Cucamonga, CA 91730

AGENDA

CALL TO ORDER

PLEDGE OF ALLEGIANCE

PUBLIC COMMENTS

AGENDA - ADDITIONS/REORDER

I. CONSENT CALENDAR

Note: All matters listed under the Consent Calendar are considered to be routine and non-controversial and will be acted upon by one motion in the form listed below. There will be no separate discussion on these items prior to voting unless any members, staff, or the public requests specific items be discussed and/or removed from the Consent Calendar for separate action.

A. MINUTES

Approve as presented:

1. Minutes of the Watermaster Board Meeting held August 23, 2018

B. FINANCIAL REPORTS

Receive and file as presented:

1. Cash Disbursements for the month of July 2018
2. Watermaster VISA Check Detail for the month of July 2018
3. Combining Schedule for the Period July 1, 2018 through July 31, 2018
4. Treasurer's Report of Financial Affairs for the Period July 1, 2018 through July 31, 2018
5. Budget vs. Actual Report for the Period July 1, 2018 through July 31, 2018

C. OBMP SEMI-ANNUAL STATUS REPORT 2018-1

Adopt the Semi-Annual OBMP Status Report 2018-1, along with filing a copy with the Court, subject to any necessary non-substantive changes.

D. WATER TRANSACTIONS

Approve the proposed transaction:

The purchase of 500.000 acre-feet of water from West Valley Water District by Cucamonga Valley Water District. This purchase is made from West Valley Water District's Excess Carryover Account. Date of application: July 11, 2018.

10/18/18	Thu	8:00 a.m.	Appropriative Pool Strategic Planning (Confidential Session Only)
10/18/18	Thu	9:00 a.m.	Advisory Committee
10/18/18	Thu	9:30 a.m.	Recharge Investigations and Projects Committee
10/25/18	Thu	11:00 a.m.	Watermaster Board

ADJOURNMENT

**AGENCY
REPRESENTATIVES'
REPORTS**

5E

**REGULAR BOARD MEETING OF
THE BOARD OF DIRECTORS
CHINO BASIN DESALTER AUTHORITY**

October 4, 2018
2:00 p.m.

Council Chambers, of the City of Ontario
303 E. "B" Street, Ontario, CA

*All documents available for public review are on file with the Authority's secretary located at
2151 S. Haven Avenue, Suite 202, Ontario, CA 91761.*

AGENDA

Call to Order

Flag Salute

Public Comment: Members of the public may address the Board at this time on any non-agenda matter. Please complete a Comment Card and give it to the Secretary. Comments are limited to three (3) minutes per individual. State your name and address for the record before making your presentation. This request is optional, but very helpful for the follow-up process.

Under the provisions of the Brown Act, the CDA Board is prohibited from taking action on oral requests. However, Board Members may respond briefly or refer the communication to staff. The CDA Board may also request the Secretary to calendar an item related to your communication at a future CDA Board meeting.

CONSENT CALENDAR ITEMS

Consent Calendar items are expected to be routine and non-controversial to be acted upon by the Board at one time without discussion. If any Board member, staff member, or interested person requests that an item be removed from the Consent Calendar, it will be moved to the first item on the Action Items.

1. **MINUTES OF SEPTEMBER 6, 2018 SPECIAL BOARD MEETING**
2. **TREASURER'S FINANCIAL AFFAIRS REPORT FOR QUARTER ENDED JUNE 2018**
Report by: Jose Garcia, CDA Principal Accountant
3. **TREASURER'S REPORT ON GENERAL DISBURSEMENTS FOR THE QUARTER ENDED JUNE 2018**
Report by: Jose Garcia, CDA Principal Accountant

ACTION ITEMS

Prior to action of the CDA Board, any member of the audience will have the opportunity to address the CDA Board on any item listed on the agenda, including those on any consent calendar. Please submit a comment card to the secretary with the agenda item number noted.

4. CONTRACT WITH BRENNTAG PACIFIC INC. FOR SUPPLY OF SODIUM HYDROXIDE

Report by: Jose Garcia, CDA Principal Accountant

Staff Recommendation:

1. Approve contract with Brenntag Pacific Inc, for supply and delivery of sodium hydroxide (caustic soda).
2. Authorize the General Manager/CEO to finalize and execute the contract.

5. SOUTH ARCHIBALD PLUME CLEANUP PROJECT: CONSTRUCTION CONTRACT AWARD FOR DRILLING, CONSTRUCTION, DEVELOPMENT, AND TESTING OF CDA MONITORING WELLS II-MW3 & II-MW4

Staff Recommendation:

1. Approve the contract award to Yellow Jacket Drilling Services LLC for the Drilling, Construction, Development, and Testing of CDA Monitoring Wells II-MW3 and II-MW4 in the not-to-exceed amount of \$265,720.
2. Authorize the General Manager/CEO to execute the contract and approve authorized expenditures up to a not-to-exceed total of \$292,292.

INFORMATION ITEMS

Information items are non-action items presented to the Board for their information.

6. QUARTERLY DESALTER EXPANSION REPORT Report By: Cindy Miller, Phase 3 Expansion Program Manager

7. QUARTERLY SOUTH ARCHIBALD PLUME REPORT Report By: Cindy Miller, South Archibald Plume Program Manager

8. QUARTERLY OPERATIONS REPORT Report By: Todd Minten, CDA Operations Manager

Staff Comments:

- (i) Deputy CDA General Counsel, Allison Burns
- (ii) CDA General Manager/CEO, Curtis Paxton

CLOSED SESSION

The Authority may adjourn to a Closed Session to consider litigation matters, personnel matters, or other matters as provided for in the Ralph M. Brown Act (Section 54950 et seq., of the Government Code).

9. **CONFERENCE WITH REAL PROPERTY NEGOTIATORS**
Property: APN 0218-231-13, 15, City of Ontario
CDA Negotiators: Curtis Paxton, Allison Burns
Negotiating parties: SC Ontario Development Company
Under negotiation: Price and terms of payment
10. **CONFERENCE WITH LEGAL COUNSEL – ANTICIPATED LITIGATION:
CONSIDERATION OF INITIATION OF LITIGATION PURSUANT TO GOVERNMENT
CODE SECTION 54956.9(D)(4)
(TWO POTENTIAL CASES)**
11. **CONFERENCE WITH LEGAL COUNSEL – ANTICIPATED LITIGATION:
SIGNIFICANT EXPOSURE TO LITIGATION PURSUANT TO GOVERNMENT
CODE SECTION 54956.9(D)(2)
(ONE POTENTIAL CASE)**
12. **Pursuant to Government Code section 54957:
PUBLIC EMPLOYEE APPOINTMENT
Title: General Manager**

Directors Comments:

ADJOURNMENT – To the Special Meeting on November 1, 2018

Declaration of Posting

I, Casey Costa, Executive Assistant to the Chino Basin Desalter Authority, hereby certify that a copy of this agenda has been posted by 2:00 p.m. at the Chino Basin Desalter Authority's main office, 2151 S. Haven Ave., Ontario, CA on Monday, October 1, 2018.

Casey Costa, Executive Assistant

**GENERAL
MANAGER'S
REPORT**

Date: October 17, 2018

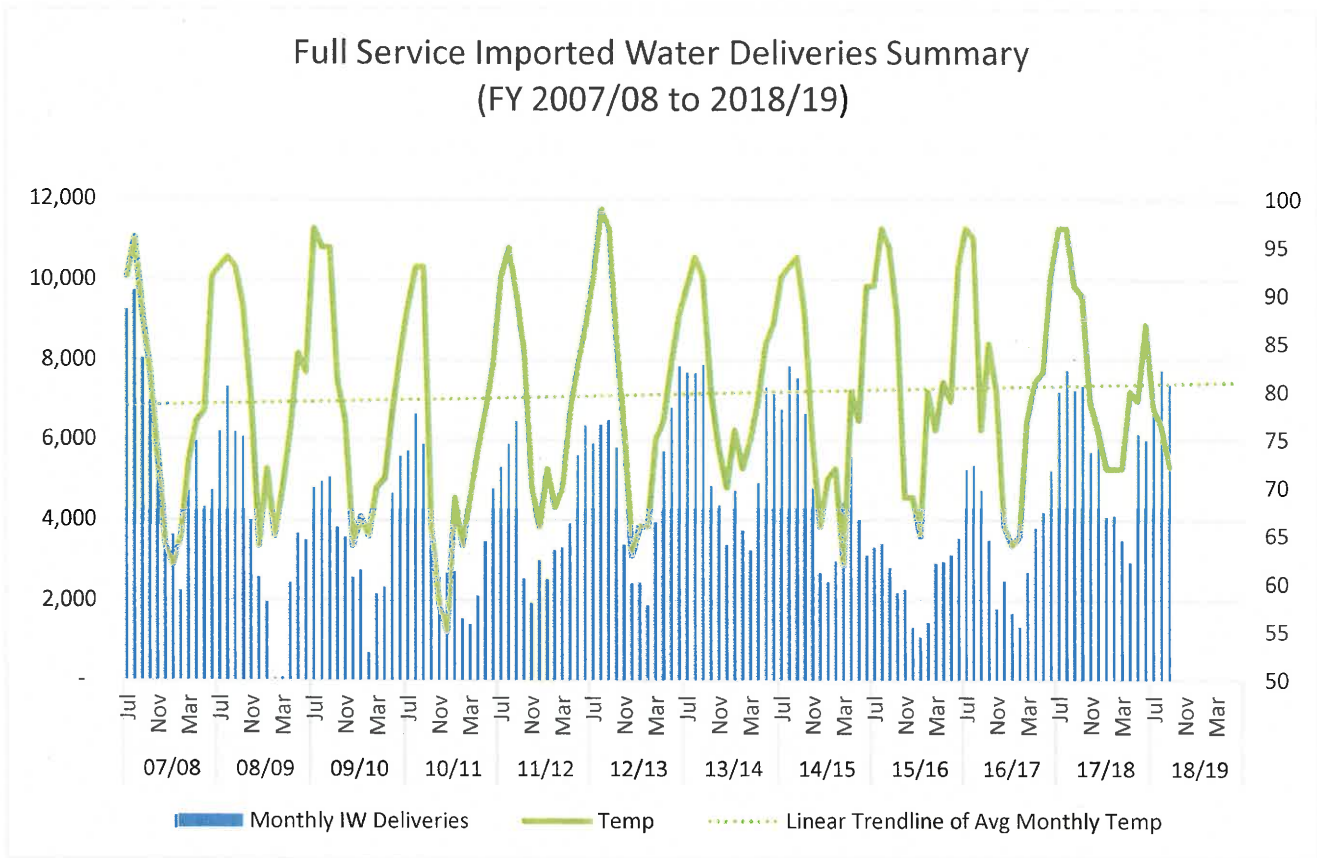
To: The Honorable Board of Directors

From: Halla Razak, General Manager *HR*

Subject: General Manager's Report Regarding Agency Activities

PLANNING & ENVIRONMENTAL RESOURCES

Imported Water



Reclamation System

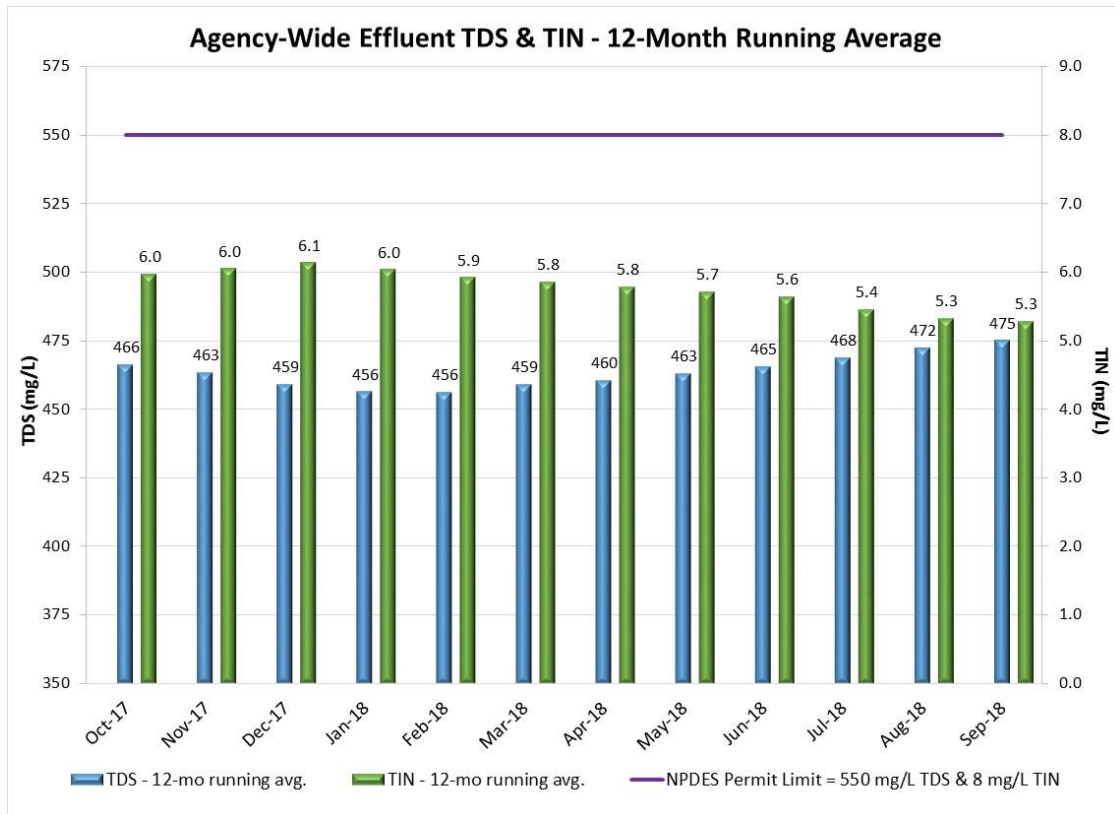
Regional Plants 1, 4, 5 and Carbon Canyon Water Recycling Facility met all the NPDES requirements and effluent/recycled water limitations during the month of September 2018.

1. The Agency-wide average sewer influent flow for the month of September 2018 was 48.7 million gallons per day (mgd) (preliminary value), which is a 0.5 mgd decrease from the August 2018 total influent flow.

IEUA Regional Influent Flows

INFLUENT FLOW	RP-1	RP-4	RP-5	CCWRF	ALL FACILITIES
Daily Average (mgd)	23.1	9.6	7.9	8.0	48.7
Monthly Total (million gal.)	693	289	238	241	1462

- The discharge permit effluent limit for total dissolved solids (TDS) is 550 mg/L. The 12-month running average TDS value for September 2018 was 475 mg/L (preliminary value).
- The discharge permit effluent limit for total inorganic nitrogen (TIN) is 8 mg/L. The 12-month running average TIN value for September 2018 was 5.3 mg/L (preliminary value).



Approximately 2.9 million gallons of recycled water was released from September 29, 2018 through October 1, 2018. The recycled water from Declez Basin entered and flowed down the Declez Channel, to the San Sevaine Channel prior to reaching the Santa Ana River. No chlorine residual was observed at the San Sevaine Channel, about 2.1 miles downstream of Declez Basin.

Air Quality

There were no reportable incidents relating to air quality compliance during the month of September 2018. During September, the South Coast Air Quality Management District (SCAQMD) conducted on-site inspections of equipment registered under the Portable Equipment Registration Program (PERP) in Philadelphia Lift Station and RP-5. No issues were raised during the inspections. IEUA is awaiting compliance determinations for the on-site inspections of RP-5, RP-2 and RP-1, conducted in June 2018, and IERCF and CDA well sites, conducted in August 2018. IEUA is also awaiting notices from the SCAQMD Legal department for the Violations received in December 2017.

INLAND EMPIRE REGIONAL COMPOSTING FACILITY – UPDATE

Operational Comments – Facility throughput for August averaged approximately 85% of permitted capacity at an average of 407 tons per day of biosolids and 95 tons per day of amendments (based on the 30-day month-to-date). Biosolids volumes are slightly ahead of targets for the fiscal year. The facility is operating well with no violations or lost-time incidents.

Facility Biosolids Throughput

SOURCE	WET TONS MONTH	WET TONS YEAR TO DATE
Los Angeles County Sanitation District	5,973.33	51,260.91
Inland Empire Utilities Agency	5,302.91	48,933.23
Orange County Sanitation District	948.39	10,240.23
TOTAL	12,224.63	110,434.37

Compost Sales – Sales volumes were slightly ahead of the same period last year reflecting the beginning of the fall planting season. Inventory was unchanged and remains at just over 6,000 cubic yards. Sales are expected to continue to increase through the end of the year to meet the demands of the landscape and agricultural market sectors.

Monthly Sales Summary

CUBIC YARDS	\$/CUBIC YARD	TOTAL REVENUE
17,728.97	\$1.41	\$24,979.50

Fiscal Year-To-Date Sales Summary

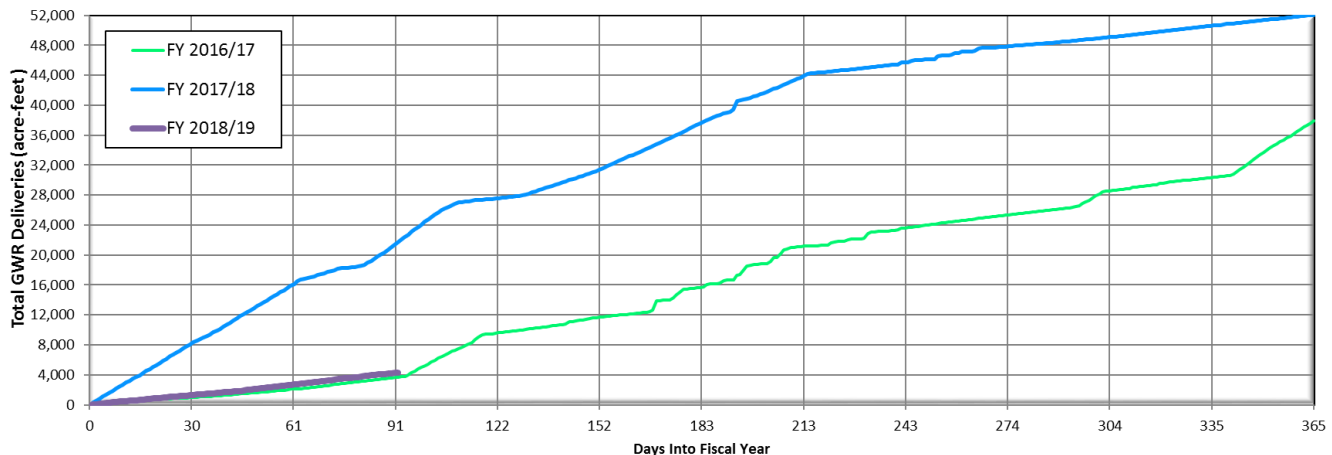
MONTH	TOTAL YARDS 2018/2019	TOTAL YARDS 2017/2018	TOTAL REVENUE 2018/2019	TOTAL REVENUE 2017/2018
July	14,910.11	21,518.61	\$24,972.01	\$31,737.00
August	15,194.50	19,226.62	\$28,866.84	\$37,071.78
September	17,728.97	16,170.64	\$24,979.50	\$35,038.33
October				
November				
December				
January				
February				
March				
April				
May				
June				
TOTAL	47,833.58	56,915.87	\$78,818.35	\$103,847.11
AVERAGE	15,944.53	18,971.96	\$26,272.78	\$34,615.70

Groundwater Recharge – September 2018

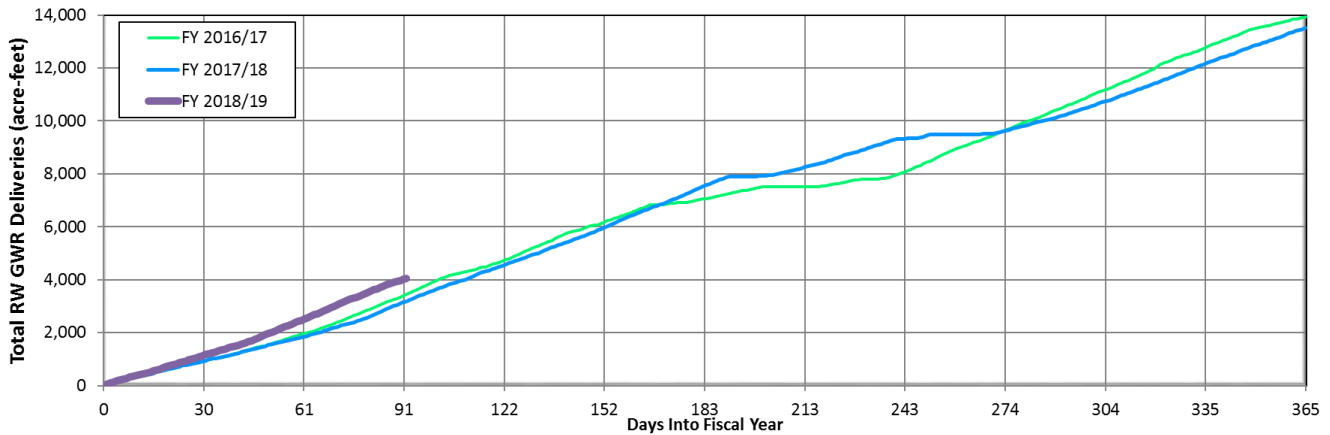
During September 2018, recycled water delivered for recharge was approximately 1,486 acre-feet. Brooks Basin was out of service to initiate infiltration restoration work. Miscellaneous dry weather flows resulted in the diversion of approximately 42 acre-feet. For supplemental water deliveries (imported and recycled), Chino Basin Watermaster will remove 4.2% for August evaporation losses. Considering evaporation, total recharge for the month was approximately 1,465 acre-feet.

Monthly summaries of recharge by recharge site for the Chino Basin Groundwater Recharge Operations can be found at <http://www.ieua.org/category/reports/groundwater-recharge-reports>.

Total Groundwater Recharge – through September 2018

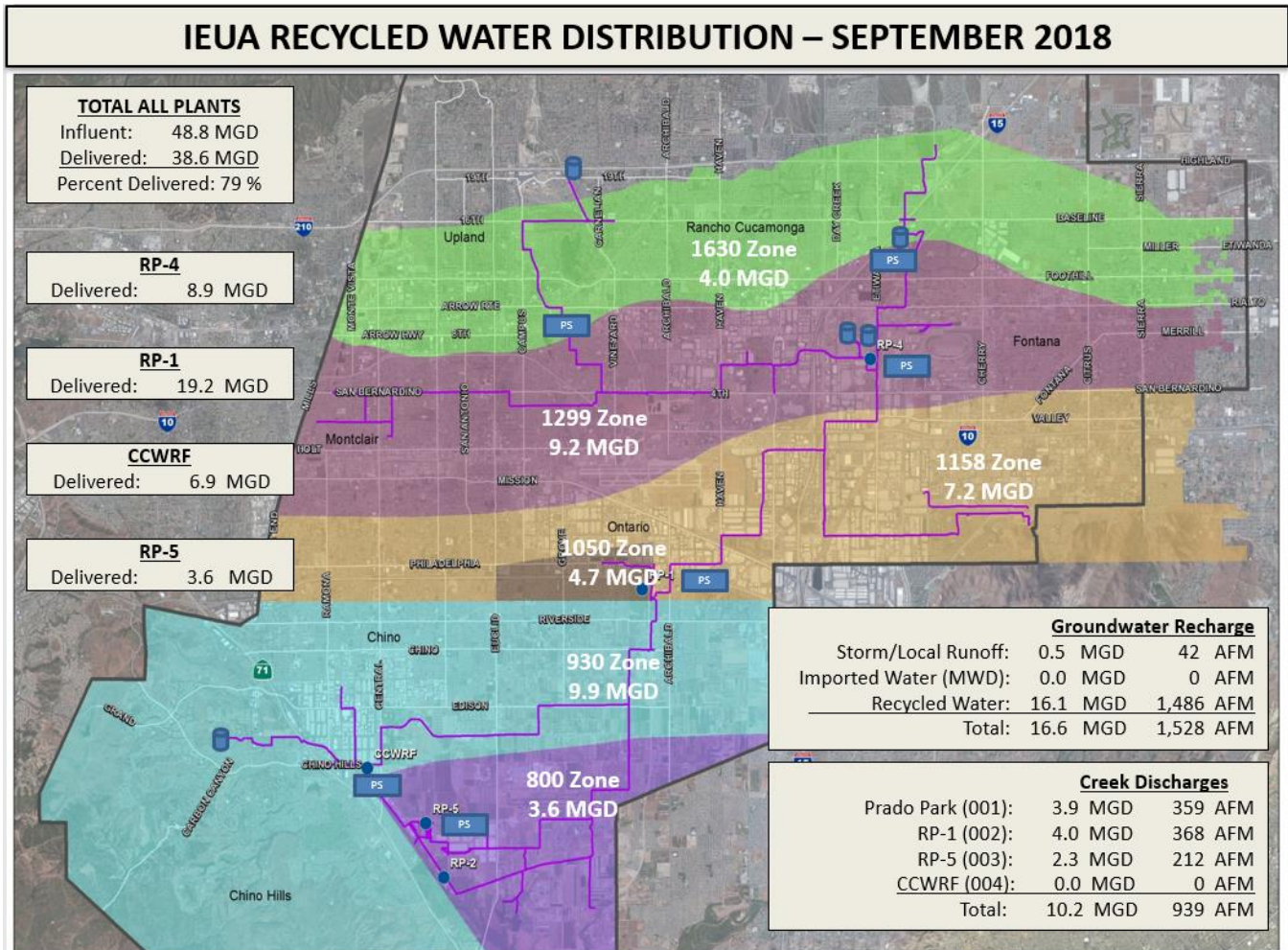


Recycled Water Delivered to Groundwater Recharge – through September 2018



RW Distribution – September 2018

During September 2018, 79% (38.6 MGD) of IEUA recycled water supply (48.8 MGD) was delivered into the distribution system for both direct use customers (22.5 MGD) and groundwater recharge (16.1 MGD). Plant discharge to creeks feeding the Santa Ana River averaged 10.2 MGD.



Grant/Loan Applications Submitted:

1. None.

Grant/Loan Applications in Process:

1. SRF Loan Application for the RP-5 Expansion Project
2. SRF Loan Application for the Montclair Basin Improvement Project
3. SRF Loan Application for the Lower Day Basin Improvement Project
4. SRF Loan Application for the Wineville/Jurupa Basin/RP-3 Basins Improvement Project
5. SRF Loan Application for the IEUA/Pomona/MVWD Recycled Water Intertie Project
6. SRF Loan Application for the Carbon Canyon Water Recycling Facility Improvements Project

Grant/Loan Agreement Negotiation:

1. State Water Resources Control Board (SWRCB) Prop 1 Groundwater Quality Grant (\$11.4M) for the TCE Plume Cleanup Project - Final agreement was prepared in late September and expected to be executed in early October.
2. USBR WaterSMART Drought Response Program: Drought Resiliency Grant (\$750k) was awarded. A second negotiation meeting is to be scheduled by the USBR in October.

Grant Reimbursements Processed and Reporting Activities:

1. USBR – Groundwater Recharge Yield Enhancement Conjunctive Use Project for Stormwater Capture Grant – Invoice #2 for \$200,821.35.
2. USBR – Joint IEUA and CDA Ground Water Phase 2 Wells # 10 & 12 and the Raw Water Intertie Pipelines Grant - Invoice #13 for \$ 43,661.11.
3. SWRCB – Water Quality Laboratory SRF Loan – Invoice #14 for \$839,736.
4. SAWPA/DWR – Regional Residential Landscape Retrofit Grant – Invoice #15 for \$5,948.45.
5. DPR-Water Discovery Field Trip & Bussing Mini Grant – Invoice #11 for \$20,335.57.
6. SWRCB – Napa Lateral Project – Invoice #2 for \$1,853.00.

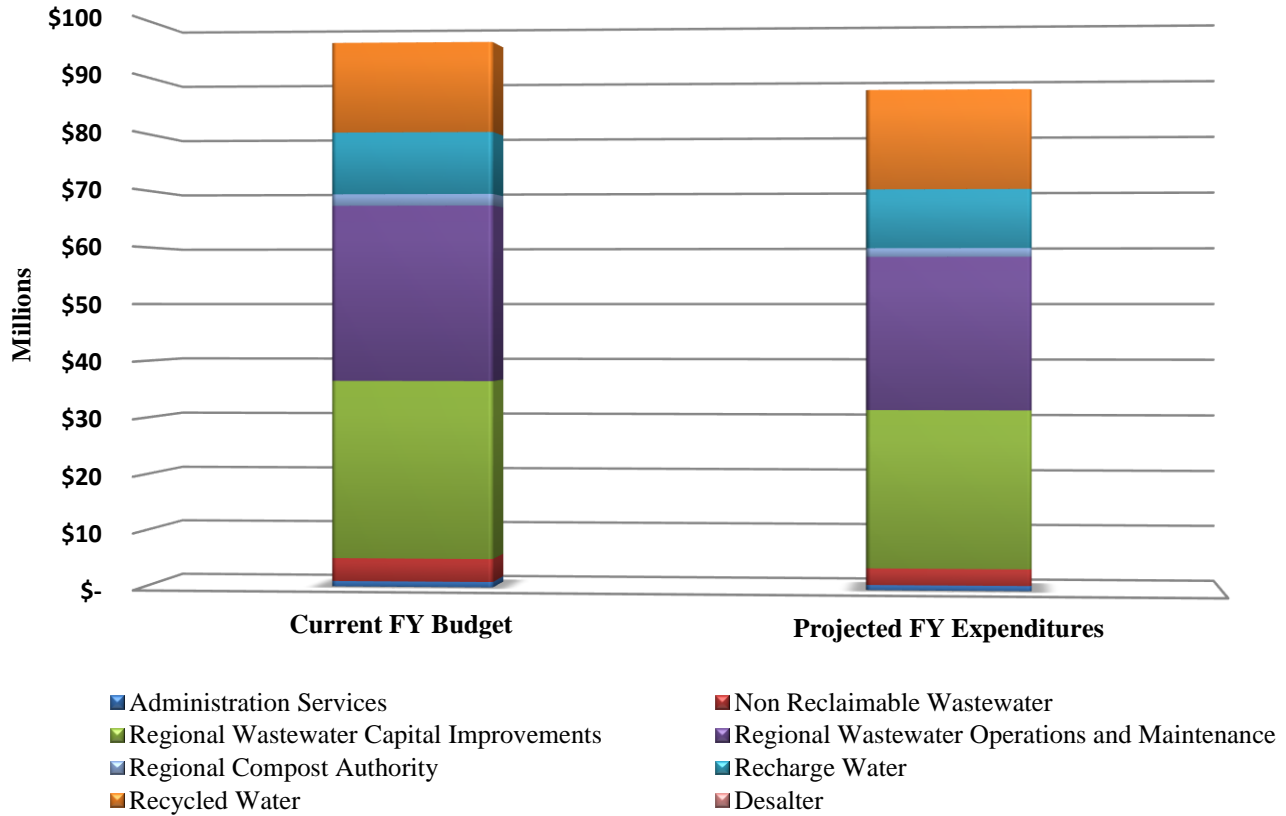
Other Department Activities:

1. September 19, 2018, the State Water Resources Control Board performed a close-out site inspection the CDA Phase 3 facilities that were funded by the Proposition 50 \$53,872,912 grant. The grant was part of a successful cooperative process between IEUA, the Chino Desalter Authority and their consultants/contractors.
2. Staff attended State Water Resources Control Board (SWRCB) Clean Water State Revolving Fund (CWSRF) Policy Amendment workshop where the new changes to the CWSRF Loan policies were discussed by SWRCB staff.

ENGINEERING CONSTRUCTION MANAGEMENT DEPARTMENT UPDATE

Engineering and Construction Management’s current FY 2018/19 budget is \$95,937,260. As of September 30th, staff has projected to spend \$87,151,065 (~ 91%).

Engineering and Construction Management FY 2018/19 Budget Status Update



The accompanying attachments have detailed information for IEUA’s capital improvement program.

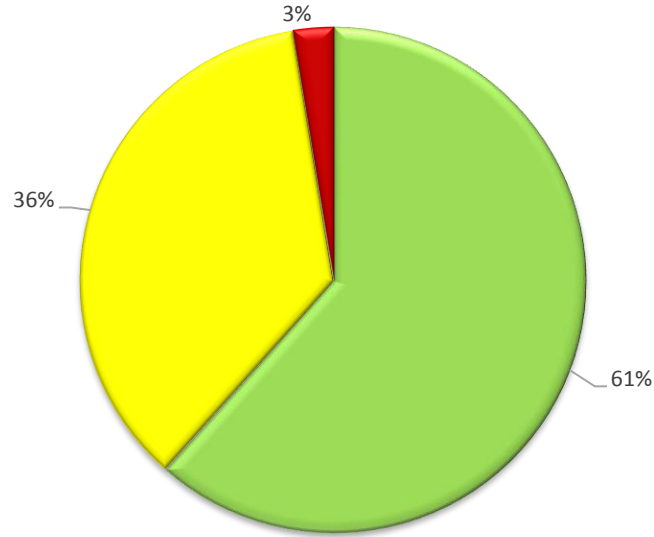
- Attachment A: Bid and Award Look Ahead Schedule
- Attachment B: Active Capital Improvement Project Status
- Attachment C: Emergency Projects

Attachment A
 Bid and Award Look Ahead Schedule

Bid and Award Look Ahead Schedule			
	Project Name	Projected Bid Opening Date	Projected Bid Award Date
	Nov-18		
1	EN17042.00 Digester 6 and 7 Roof Repairs	9-Oct-18	21-Nov-18
2	EN14042.00 1158 RWPS Upgrades	16-Oct-18	21-Nov-18
	Dec-18		
3	EN19015.00 Collection System Upgrades	8-Nov-18	19-Dec-18
4	EN17045.00 RP-1 Filter Valve Replacement	4-Dec-18	19-Dec-18
5	EN13001.01 San Sevaine Basin SCE Conduit	13-Nov-18	19-Dec-18
	Jan-19		
6	EN18038.00 RP-4 Operations and Maintenance Building	11-Dec-18	16-Jan-19
7	EN17049.00 Baseline Recycled Water Pipeline Extension	18-Dec-18	16-Jan-19
8	EN19029.00 RP-4 Outfall Pipeline Air Relief/Blow-Off Replacements	12-Dec-18	16-Jan-19
	Mar-19		
9	EN18042.00 RP-1 Civil Restoration and Upgrades	20-Feb-19	20-Mar-19
	Apr-19		
10	EN18006.00 RP-1 Flare Improvements	6-Mar-19	17-Apr-19
11	RW15003.06 Wineville/Jurupa/Force Main Improvements	6-Feb-19	17-Apr-19
12	RW15004.00 Lower Day Basin Improvements	6-Feb-19	17-Apr-19
13	EN17041.00 Orchard Recycled Water Turnout Improvements	8-Mar-19	17-Apr-19
14	RW15003.03 Montclair Basin Improvements	9-Jan-19	17-Apr-19
	May-19		
15	EN22002.00 NRW East End Flowmeter Replacement	28-Mar-19	15-May-19
	Jun-19		
16	EN17082.00 Mechanical Restoration and Upgrades	29-Apr-19	19-Jun-19
17	EN18036.00 CCWRF Asset Management and Improvements - Package III	9-Apr-19	19-Jun-19
18	EN18037.00 CCWRF Asset Management and Improvements - Package II	12-Apr-19	19-Jun-19
	Jul-19		
19	EN15012.01 RP-1 Plant No. 2 Effluent Conveyance Improvements	23-May-19	17-Jul-19
20	EN19014.00 NRWS Manhole Upgrades	1-May-19	17-Jul-19
	Sep-19		
21	EN23002.00 Philadelphia Lift Station Force Main Improvements	8-Aug-19	18-Sep-19
22	EN19025.00 Montclair and San Bernardino Force Main Cleanout Vaults	8-Aug-19	18-Sep-19
	Oct-19		
23	EN19010.00 RP-4 Influent Screen Replacement	4-Sep-19	16-Oct-19

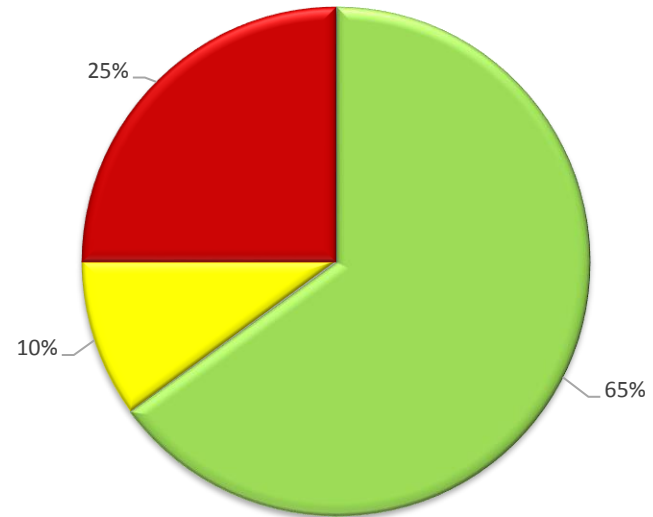
Attachment B
 Active Capital Improvement Project Status

Design Schedule Performance



■ On-time ■ Recovery in Progress ■ Behind Schedule

Construction Schedule Performance



■ On-time ■ Recovery in Progress ■ Behind Schedule

Agency-Wide							
No.	Project ID	Project Title	Total Expenditures thru 9/30/2018 (\$)	Total Project Budget (\$)	Project Schedule Performance	Status	Schedule Recovery Plan
1	EN13016.05	SCADA Enterprise System - (Regional Water Recycling Plant No. 1) (Budget is shared among all subprojects for EN13016)	90,732	-	Recovery in Progress	Pre-Design	Project will be re-baselined when the contractor submits a revised project schedule.
2	EN13016.03	SCADA Enterprise System - (Regional Water Recycling Plant No. 4) (Budget is shared among all subprojects for EN13016)	796,963	-	On-time	Design	
3	FM19001	Agency Wide Roofing	1,568	250,000	On-time	Bid and Award	
4	EN17080	System Cathodic Protection Improvements	270,615	3,540,851	On-time	Construction	
5	EN13016.04	SCADA Enterprise System - (Regional Water Recycling Plant No. 5) (Budget is shared among all subprojects for EN13016)	2,635,422	-	On-time	Construction	
Totals			3,795,300	3,790,851			

Carbon Canyon Wastewater Regional Facility (CCWRF)

No.	Project ID	Project Title	Total Expenditures thru 9/30/2018 (\$)	Total Project Budget (\$)	Project Schedule Performance	Status	Schedule Recovery Plan
6	EN17006	CCWRF Asset Management and Improvements	1,785,409	27,268,299	Recovery in Progress	Design	During the preliminary design, a peer review was conducted to verify the findings which added delays to the project's schedule. An updated baseline schedule will be created to reflect the added time during the peer review and the additional evaluation needed.
7	EN18036	CCWRF Asset Management and Improvements - Package III	154,433	2,420,000	On-time	Design	
8	EN18037	CCWRF Asset Management and Improvements - Package II	116,316	1,079,672	On-time	Design	
Totals			2,056,157	30,767,971			

Chino Desalter Authority (CDA)

No.	Project ID	Project Title	Total Expenditures thru 9/30/2018 (\$)	Total Project Budget (\$)	Project Schedule Performance	Status	Schedule Recovery Plan
9	EN16021	TCE Plume Cleanup	12,590,863	17,294,171	Recovery in Progress	Design	There are currently issues concerning property acquisition that will affect the project timeline, but the deadlines established in the Cleanup and Abatement Order were extended by the Regional Board to accommodate the delays. The project will be baselined once the well property is acquired and accurate schedules can be determined.
Totals			12,590,863	17,294,171			

Collections

No.	Project ID	Project Title	Total Expenditures thru 9/30/2018 (\$)	Total Project Budget (\$)	Project Schedule Performance	Status	Schedule Recovery Plan
11	EN19027	NRW Pipeline Relining Along Cucamonga Creek	532	2,300,000	On-time	Project Evaluation	
12	EN19025	Montclair and San Bernardino Force Main Cleanout Vaults	29,979	1,250,000	On-time	Pre-Design	
13	EN23002	Philadelphia Lift Station Force Main Improvements	13,091	6,000,000	On-time	Pre-Design	
14	EN19014	NRWS Manhole Upgrade	549	200,000	On-time	Design	
15	EN22002	Non-Reclaimable Wastewater East End Flowmeter Replacement	212,063	1,986,985	Recovery in Progress	Design	The location of the new meter vault was not known until entering the project design. Coordination with Southern California Edison and Frontier for utility relocations was not planned for in the original schedule. Project will be rebaselined once contract is awarded.
16	EN18015	Collection System Upgrades 17/18	120,351	500,000	Recovery in Progress	Design	Due to the delay in the previous manhole project, the subject project has been delayed. The subject project is approximately eight months behind schedule. To mitigate delay to future manhole projects, the FY17/18 manhole project will be combined with the FY18/19 manhole project. The project schedule will be re-baselined once the construction contract is awarded.
17	EN18015	Collection System Upgrades 18/19	54,359	500,000	Recovery in Progress	Design	Project has been delayed to combine the scope with EN18015. The project schedule will be re-baselined once the construction contract is awarded.
18	EN17015.01	RP-1 Philadelphia Gate Manhole Rehab (Budget is shared among all subprojects for EN17015)	8,970	-	Behind Schedule	Construction	Procurement of manhole covers added over two months to the project. No recovery plan is possible. Onsite construction should begin next week.
Totals			439,894	12,736,985			

Groundwater Recharge							
No.	Project ID	Project Title	Total Expenditures thru 9/30/2018 (\$)	Total Project Budget (\$)	Project Schedule Performance	Status	Schedule Recovery Plan
19	RW15003.03	Montclair Basin Improvements (Budget is shared among all subprojects for RW15003)	189,170	-	On-time	Design	
20	RW15003.06	Wineville/Jurupa/Force Main Improvements (Budget is shared among all subprojects for RW15003)	953,258	-	On-time	Design	
21	RW15004	Lower Day Basin Improvements	479,316	4,008,000	On-time	Design	
22	RW15003.02	Victoria Basin Improvements (Budget is shared among all subprojects for RW15003)	170,916	-	On-time	Bid and Award	
23	EN13001	San Sevaïne Basin Improvements	5,048,068	6,460,001	On-time	Construction	
24	RW15003.05	RP-3 Basin Improvements (Budget is shared among all subprojects for RW15003)	157,714	-	On-time	Construction	
25	EN17067	Declerz Monitoring Well Project	360,145	400,000	Behind Schedule	Project Acceptance	The driller was non-compliant with the near finished well. The contractor is needing more time to correct the cloudiness in the well. Additional well development is currently in progress to clear up the well. This is pushing the completion date by two more weeks. No recovery is possible.
26	RW15003	Recharge Master Plan Update	2,805,505	7,490,500	N/A		
Totals			10,164,092	18,358,501			
Headquarters							
No.	Project ID	Project Title	Total Expenditures thru 9/30/2018 (\$)	Total Project Budget (\$)	Project Schedule Performance	Status	Schedule Recovery Plan
27	EN15008	Water Quality Laboratory	21,982,451	24,645,000	On-time	Construction	
28	EN18055	Headquarters Roofing Replacement	753,400	1,266,447	Behind Schedule	Construction	The inability of skylight manufacturer to meet the completion deadline is expected to add 12 weeks to project completion. Contractor is currently on schedule on all work items except the skylight procurement. Skylights were delivered on September 21st, 2018, with completion scheduled for October 20th, 2018; however, work will be completed within the project contingency allowance.
Totals			22,735,851	25,911,447			
IERCF							
No.	Project ID	Project Title	Total Expenditures thru 9/30/2018 (\$)	Total Project Budget (\$)	Project Schedule Performance	Status	Schedule Recovery Plan
29	RA19002	IERCF Trommel Screen Improvements	98,180	1,600,000	On-time	Design	
Totals			98,180	1,600,000			

Regional Water Recycling Plant No. 1 (RP-1)

No.	Project ID	Project Title	Total Expenditures thru 9/30/2018 (\$)	Total Project Budget (\$)	Project Schedule Performance	Status	Schedule Recovery Plan
30	EN17042	Digester 6 and 7 Roof Repairs	1,478,717	3,868,387	Recovery in Progress	Pre-Design	The addition of Digester No. 1 cleaning to the scope pushed out the start of Digester 6 and 7 cleaning. The lost time will be recovered during subsequent phases including detailed design and cleaning of Digester 7 with early mobilization. The project will be re-baselined after construction contract award.
31	EN24002	RP-1 Solids Treatment Expansion	498,152	48,050,000	On-time	Design	
32	EN14042	1158 Recycled Water Pump Station Upgrades	797,221	7,900,000	Recovery in Progress	Design	The project contains long lead items which has increased the original estimated construction duration of 12 months to 14 months. In addition, the SRF loan and grant funds have been delayed to Fall of 2018 and may encounter another delay in the future. A longer delay in securing the SRF funding will cause this project to be pushed back until the funds can be secured. The project will be re-baselined as it progresses closer to construction.
33	EN15012.01	RP-1 Plant No. 2 Effluent Conveyance Improvements (Budget is shared among all subprojects for EN15012)	106,992	-	On-time	Design	
34	EN17082	Mechanical Restoration and Upgrades	491,289	7,945,844	Recovery in Progress	Design	Delay in the project schedule is due to the adjustment of scope. The additional scope to replace both motor control centers in the process buildings at RP-1 will be requested to be added to the consultant's contract. The proposed schedule completion of the final design is February 25, 2019. The project will be re-baselined after the November 2018 contract amendment.
35	EN18042	RP-1 Civil Restoration and Upgrades	102,335	600,000	On-time	Design	
36	EN18006	RP-1 Flare Improvements	365,315	5,564,918	Recovery in Progress	Bid and Award	After completing the pre-design phase, major design activities were pushed out by more than 11 months for further internal evaluation, additional scope, and flare preselection in coordination with the RP-5 Expansion Project. The project will be re-baselined after receiving the bids.
37	EN17044	RP-1 12 kV Switchgear and Generator Control Upgrades	335,583	5,870,248	On-time	Construction	
38	EN15012	RP-1 Primary Effluent Conveyance Improvements	1,344,414	6,692,610	On-time	Construction	
39	EN18039	Agency-Wide Light Pole Replacements and Upgrades	62,289	342,210	On-time	Construction	
40	EN13048	RP-1 Power System Upgrades	794,726	1,599,000	Recovery in Progress	Construction	The lead time to manufacture the major electrical components was slightly longer than anticipated in the baseline schedule which will cause a two-week delay to the scheduled project completion. A non-compensable time extension will be issued. The project will be re-baselined after the time extension is issued.
41	EN14019	RP-1 Headworks Primary and Secondary Upgrades	4,244,089	9,750,000	Recovery in Progress	Construction	Project will be rebaselined upon approval of the time impact analysis of 113 days requested by the contractor. The contractor has been given a 113-day non-compensable time extension for delays associated with Motor Control Center procurement.
42	EN18040	RP-1 Maintenance Building HVAC Replacement	232,408	650,000	Behind Schedule	Project Acceptance	Agency initiated additional scope items for roof repairs. A non-compensable time extension will be processed for this purpose. Project complete in mid-October no recovery is possible.
Totals			10,853,530	98,833,217			

Regional Water Recycling Plant No. 2 (RP-2)

No.	Project ID	Project Title	Total Expenditures thru 9/30/2018 (\$)	Total Project Budget (\$)	Project Schedule Performance	Status	Schedule Recovery Plan
43	EN0000000035	RP-2 Grinder Installation	1,423	-	On-time	Construction	
Totals			1,423	-			

Regional Water Recycling Plant No. 4 (RP-4)

No.	Project ID	Project Title	Total Expenditures thru 9/30/2018 (\$)	Total Project Budget (\$)	Project Schedule Performance	Status	Schedule Recovery Plan
44	EN19010	RP-4 Influent Screen Replacement	11,174	3,040,000	Recovery in Progress	Project Evaluation	Evaluation of the screening technology is taking longer than expected. Also, there was consideration of including this project in the equipment preselection for RP-5 and CCWRF. Recovery not possible. This project will take part in the Coarse Screen equipment preselection with RP-5 and CCWRF which is in process. The project will need to be rebaselined to capture the duration of the equipment preselection activity.
45	EN17043	RP4 Primary Clarifier Rehab	243,690	7,681,542	On-time	Pre-Design	
46	EN17110	RP-4 Process Improvements	3,967,797	20,962,396	On-time	Pre-Design	
47	EN18038	RP-4 Operations and Maintenance Building	94,703	450,000	On-time	Design	
48	EN17110.02	RP-4 Pilot Project Ammonia Control (Budget is shared among all subprojects for EN17110)	4,554		Recovery in Progress	Design	The team agreed it was best to delay implementation until after the SCADA migration in order not to create additional work to reprogram to new SCADA system. The project will be rebaselined after the SCADA migration.
49	EN19029	RP-4 Outfall Pipeline Air Relief/Blow-Off Replacements	12,765	665,000	On-time	Design	
50	EN17110.01	RP-4 Trident Filters Rehabilitation and Replacement (Budget is shared among all subprojects for EN17110)	3,299,424	-	On-time	Construction	
Totals			7,634,107	32,798,938			

Regional Water Recycling Plant No. 5 (RP-5)

No.	Project ID	Project Title	Total Expenditures thru 9/30/2018 (\$)	Total Project Budget (\$)	Project Schedule Performance	Status	Schedule Recovery Plan
55	EN19001	RP-5 Expansion to 30 mgd	5,413,103	175,000,000	On-time	Design	
56	EN19006	RP-5 Biosolids Facility	4,538,546	165,000,000	On-time	Design	
57	EN14043	RP-5 Recycled Water Pipeline Bottleneck	449,987	3,137,169	Recovery in Progress	Bid and Award	The project is more than 11 months behind schedule due to delays associated with establishing the SRF Loan/Grant Agreement. The current estimated date for securing the SRF Loan Agreement is June-July 2018. The project was awarded to T.E.Roberts. The project schedule will be re-baselined after the contractor submits his construction schedule.
59	EN11031	RP-5 Flow Equalization and Effluent Monitoring	2,096,996	3,397,200	Behind Schedule	Construction	The chemical pumps are experiencing signal interference. A Request for Deviation has been generated to add a remote I/O control panel at the Tertiary Chemical Facility. IEUA is working with the contractor on a non-compensable time extension. Project will complete in November and no recovery is possible.
60	PA17006	Agency-Wide Aeration (PA17006.02)	5,363,004	8,240,000	On-time	Construction	
58	EN18028	RP-5 Facilities Improvements	215,171	350,000	On-time	Project Acceptance	
Totals			18,076,807	355,124,369			

Recycled Water							
No.	Project ID	Project Title	Total Expenditures thru 9/30/2018 (\$)	Total Project Budget (\$)	Project Schedule Performance	Status	Schedule Recovery Plan
61	EN15002	1158 Reservoir Site Cleanup	29,939	1,300,000	Recovery in Progress	Project Evaluation	Based on the Facility Investigation Report, the area around the west 1158 Reservoir will require soil remediation. The project will be re-baselined when the scope of work is verified by the Department of Toxic Substances Control.
62	EN17041	Orchard Recycled Water Turnout Improvements	101,025	430,910	On-time	Design	
63	EN17049	Baseline RWPL Extension	429,139	6,067,897	Recovery in Progress	Design	SRF Funding process is taking longer than what was originally estimated in the baseline schedule. The project schedule will be re-baselined once the project is awarded and the contractor's schedule is received.
64	WR15021	Napa Lateral	815,269	7,247,717	On-time	Design	
65	EN17039	8th St. Basin RW Turnout Discharge Retrofit	115,257	562,844	On-time	Construction	
		Totals	1,490,629	15,609,368			
		Overall Totals	81,522,716	612,825,818			

Attachment C
Emergency Projects

FY17/18 Emergency Projects									
	Project ID	Contractor	Task Order Description (Details of Circumstance and Cause of the Emergency)	Location	TO #	Original Not-to-Exceed /Estimate	Actual Cost thru 9/30/2018	Date of Award	Status
NRWS									
1	EN18016.01	W.A. Rasic Construction	Francis and Bonview NRW 18" Line	NRWS	Paid by City	50,000	27,672	2/15/2018	Active
2	EN18016.03	KVAC	NRW Philadelphia Line	NRWS	N/A	24,400	21,183	4/26/2018	Active
Recycled Water									
3	EN18017.07	W.A. Rasic Construction	RW Pipeline Leak on Bickmore/San Antonio	RW	TO-071	91,000	11,137	6/12/2018	Active
RP-1									
4	EN18019.12	W.A. Rasic Construction	RP-1 Daft 3 Beach Repair	RP-1	TO-070	7,100	10,361	5/10/2018	Active
5	EN18019.13	Ferreira Construction	RP-1 Hot Water Leak	RP-1	TO-028	15,911	19,057	5/30/2018	Active
Totals						188,411	89,411		
FY18/19 Emergency Projects									
	Project ID	Contractor	Task Order Description (Details of Circumstance and Cause of the Emergency)	Location	TO #	Original Not-to-Exceed /Estimate	Actual Cost thru 9/30/2018	Date of Award	Status
RP-1									
1	EN19019.02	W.A. Rasic Construction	RP-1 6 Inch Potable Water Leak	RP-1	TO-0001	8,900	2,146	8/23/2018	Active
2	EN19017.01	W.A. Rasic Construction	RP-1 Utility Water Leak	RP-1	TO-0002	3,757	190	9/12/2018	Active
RP-2									
3	EN19019.01	Genesis	RP-2 Dewatering of Decommissioned Structures	RP-2	TO-0001	12,325	724	8/7/2018	Active
4	EN19019.04	Ferreira Construction	RP-2 Dewatering of Decommissioned Structures	RP-2	TO-0001	31,535	1,135	8/30/2018	Active
5	EN19019.05	Ferreira Construction	RP-2 Dewatering of Decommissioned Structures	RP-2	TO-0003	500,000	0	8/30/2018	Active
6	EN19017.02	Ferreira Construction	RP-2 Utility Water Leak	RP-2	TO-0004	3,900	0	9/27/2018	Active
RP-5									
7	EN19019.03	W.A. Rasic Construction	RP-5 6" Fire Water Leak	RP-5	TO-0002	7,400	1,004	8/31/2018	Active
GWR									
8	N/A	JCE Equipment Inc.,	Brooks Basin Infiltration Restoration	Brooks Basin Montclair	10300-161203-410000-521080	274,058	775	9/4/2018	Active
Totals						841,875	5,973		

September 2018 Emergency Projects						
Contractor	Task Order Description	Details of the Circumstances/Cause of Emergency	Scope of Repair	Location	Date of Call Out	Not-to-Exceed /Estimate
Ferriera Construction	RP-2 Dewatering of Decommissioned Structures	Vector Control issued citation to IEUA regarding standing water in abandoned structures at RP-2	Level Three emergency call out to dewater abandoned structures to comply with citation	RP-2	8/30/2018	31,535
Ferriera Construction	RP-2 Dewatering of Decommissioned Structures	West Valley Vector Control cited IEUA Operations for standing water in decommissioned structures.	Level Three emergency callout to provide short- and long-term mitigation of storm and ground water infiltration	RP-2	8/30/2018	500,000
W.A. Rasic Construction	RP-5 6" Fire Water Leak	Personnel noticed water coming up through the dirt near the post indicator valve (PIV) at the Southwest corner of RP-5.	W.A. Rasic dug up and verified the leak on the 6" fire water line was due to a cracked sch 80 elbow. The elbow was removed and replaced, the line was tested for leaks, and then put back into service	RP-5	8/31/2018	7,400
Ferriera Construction	RP-2 Utility Water Leak	UW leak between Digester 4 and the digester control building.	Excavate in dirt area to expose and repair pipe with a compression sleeve	RP-2	9/27/2018	3,900
JCE Equipment Inc.,	Brooks Basin Infiltration Restoration	The fine-grained sediments significantly reduce the infiltration rate of the basin. Due to added time during the bidding process caused by bidder's questions, the work required emergency authorization to complete prior to the start of storm season.	Remove storm sediments from the Brooks basin slopes and floor	Brooks Basin Montclair	9/4/2018	246,920
Total						789,755