



**FINANCE AND ADMINISTRATION  
COMMITTEE MEETING  
OF THE BOARD OF DIRECTORS  
INLAND EMPIRE UTILITIES AGENCY\*  
AGENCY HEADQUARTERS, CHINO, CALIFORNIA**

**WEDNESDAY, MAY 9, 2018  
10:30 A.M.**

***Or immediately following the  
Engineering, Operations, &  
Water Resources Committee Meeting***

**CALL TO ORDER**

**PUBLIC COMMENT**

Members of the public may address the Board on any item that is within the jurisdiction of the Board; however, no action may be taken on any item not appearing on the agenda unless the action is otherwise authorized by Subdivision (b) of Section 54954.2 of the Government Code. Those persons wishing to address the Board on any matter, whether or not it appears on the agenda, are requested to complete and submit to the Board Secretary a "Request to Speak" form which is available on the table in the Board Room. Comments will be limited to five minutes per speaker. Thank you.

**ADDITIONS TO THE AGENDA**

In accordance with Section 54954.2 of the Government Code (Brown Act), additions to the agenda require two-thirds vote of the legislative body, or, if less than two-thirds of the members are present, a unanimous vote of those members present, that there is a need to take immediate action and that the need for action came to the attention of the local agency subsequent to the agenda being posted.

**1. CONSENT ITEMS**

**A. MINUTES**

The Committee will be asked to approve the Finance and Administration Committee meeting minutes of March 14, 2018, and Special Finance and Administration Committee meeting minutes of April 4, 2018.

**B. REPORT ON GENERAL DISBURSEMENTS**

Staff recommends that the Committee/Board approve the total disbursements for the month of March 2018, in the amount of \$17,743,220.52.

2. ACTION ITEMS

- A. FISCAL YEAR 2018-2027 TEN YEAR CAPITAL IMPROVEMENT PLAN (WRITTEN /POWERPOINT)

3. INFORMATION ITEMS

- A. FY 2018/19 PROPOSED BUDGET AMENDMENT FOR ADMINISTRATIVE SERVICES, NON-RECLAIMABLE, AND WATER RESOURCES PROGRAMS (WRITTEN/POWERPOINT)
- B. FY 2018/19 ADOPTED BUDGET FOR THE INLAND EMPIRE REGIONAL COMPOSTING AUTHORITY (WRITTEN/POWERPOINT)

RECEIVE AND FILE INFORMATION ITEM

- C. TREASURER'S REPORT OF FINANCIAL AFFAIRS (WRITTEN/ POWERPOINT)

4. GENERAL MANAGER'S COMMENTS

5. COMMITTEE MEMBER COMMENTS

6. COMMITTEE MEMBER REQUESTED FUTURE AGENDA ITEMS

7. ADJOURN


\*A Municipal Water District

In compliance with the Americans with Disabilities Act, if you need special assistance to participate in this meeting, please contact the Board Secretary (909-993-1736), 48 hours prior to the scheduled meeting so that the Agency can make reasonable arrangements.

Proofed by: 

**DECLARATION OF POSTING**

I, April Woodruff, Board Secretary/Office Manager of the Inland Empire Utilities Agency, A Municipal Water District, hereby certify that a copy of the agenda has been posted by 5:30 p.m. in the foyer at the Agency's main office, 6075 Kimball Ave., Building A, Chino, CA on Thursday, May 3, 2018.



**CONSENT  
ITEM**

**1A**



## MINUTES

### FINANCE AND ADMINISTRATION COMMITTEE MEETING INLAND EMPIRE UTILITIES AGENCY\* AGENCY HEADQUARTERS, CHINO, CA

WEDNESDAY, MARCH 14, 2018  
10:30 A.M.

#### **COMMITTEE MEMBERS PRESENT**

Jasmin A. Hall, Chair  
Paul Hofer

#### **STAFF PRESENT**

Halla Razak, General Manager  
Chris Berch, Executive Manager of Engineering/AGM  
Kathy Besser, Executive Manager of External Affairs & Policy Development/AGM  
Randy Lee, Executive Manager of Operations/AGM  
Christina Valencia, Executive Manager of Finance & Administration/AGM  
Javier Chagoyen-Lazaro, Manager of Finance and Accounting  
Teresa Velarde, Manager of Internal Audit  
April Woodruff, Board Secretary/Office Manager

#### **OTHERS PRESENT**

None

The meeting was called to order at 10:31 a.m. There were no public comments received or additions to the agenda.

#### **CONSENT CALENDAR ITEMS**

The Committee:

- ◆ Approved the Special Finance and Administration Committee meeting minutes of February 14, 2018.
- ◆ Recommended that the Board approve the total disbursements for the month of January 2018, in the amount of \$16,320,934.01.

#### **INFORMATION ITEMS**

The following information items were presented or received and filed by the Committee:

- ◆ Fiscal Year 2017/18 Second Quarter Budget Variance, Performance Goal Updates, and Budget Transfers
- ◆ Treasurer's Report of Financial Affairs

#### **GENERAL MANAGER'S COMMENTS**

There were no General Manager comments.

**COMMITTEE MEMBER COMMENTS**

There were no additional Committee Member comments.

**COMMITTEE MEMBER REQUESTED FUTURE AGENDA ITEMS**

There were no Committee Member requests for future agenda items.

With no further business, Director Hofer adjourned the meeting at 10:46 a.m.

Respectfully submitted,

April Woodruff  
Board Secretary/Office Manager

*\*A Municipal Water District*

**APPROVED: MAY 9, 2018**



**MINUTES  
SPECIAL  
FINANCE AND ADMINISTRATION  
COMMITTEE MEETING  
INLAND EMPIRE UTILITIES AGENCY\*  
AGENCY HEADQUARTERS, CHINO, CA**

**WEDNESDAY, APRIL 4, 2018  
10:30 A.M.**

**COMMITTEE MEMBERS PRESENT**

Jasmin A. Hall, Chair  
Paul Hofer

**STAFF PRESENT**

Halla Razak, General Manager  
Chris Berch, Executive Manager of Engineering/AGM  
Kathy Besser, Executive Manager of External Affairs & Policy Development/AGM  
Javier Chagoyen-Lazaro, Manager of Finance and Accounting  
Tina Cheng, Budget Officer  
Jason Gu, Manager of Grants  
Shaun Stone, Manager of Engineering  
Teresa Velarde, Manager of Internal Audit  
April Woodruff, Board Secretary/Office Manager

**OTHERS PRESENT**

None

The meeting was called to order at 10:31 a.m. There were no public comments received or additions to the agenda.

**CONSENT CALENDAR ITEMS**

The Committee:

- ◆ Recommended that the Board approve the total disbursements for the month of February 2018, in the amount of \$15,306,467.23.

**ACTION ITEMS**

- ◆ Recommended that the Board amend the FY 2018/19 Adopted Budget to increase total Sources and Funds by \$26.1 million and total Uses of Funds by \$4.9 million, which includes the advanced repayment of the inter-fund loan from Recycled Water to the Non-Reclaimable Wastewater Program;

as an Action item on the April 11, 2018 Special Board meeting agenda.

◆ Recommended that the Board:

1. Award a design-build contract for the Napa Lateral, Project No. WR15021, to Ferreira Construction Company, in the amount of \$5,332,122; and
2. Authorize the General Manager to execute the design-build contract subject to non-substantive changes;

as an Action item on the April 11, 2018 Special Board meeting agenda.

**INFORMATION ITEMS**

The following information items were presented or received and filed by the Committee:

- ◆ Fiscal Year 2018/19 Ten Year Capital Improvement Plan
- ◆ Treasurer's Report of Financial Affairs

**GENERAL MANAGER'S COMMENTS**

There were no General Manager comments.

**COMMITTEE MEMBER COMMENTS**

There were no additional Committee Member comments.

**COMMITTEE MEMBER REQUESTED FUTURE AGENDA ITEMS**

There were no Committee Member requests for future agenda items.

With no further business, Director Hall adjourned the meeting at 11:19 a.m.

Respectfully submitted,

April Woodruff  
Board Secretary/Office Manager

*\*A Municipal Water District*

**APPROVED: MAY 9, 2018**

**CONSENT  
ITEM**

**1B**



**Date:** May 16, 2018

**To:** The Honorable Board of Directors

**Committee:** Finance & Administration

**From:** Halla Razak, General Manager

HHR

05/09/18

**Executive Contact:** Christina Valencia, Executive Manager of Finance & Administration/AGM

**Subject:** Report on General Disbursements

---

**Executive Summary:**

Total disbursements for the month of March 2018 were \$17,743,220.52. Disbursement activity included check payments of \$7,307,490.67 to vendors and \$9,695.16 for worker's compensation related costs. Electronic payments included Automated Clearing House (ACH) of \$3,906,049.39 and wire transfers (excluding payroll) of \$4,308,581.87. Total payroll was \$2,204,575.12 for employees and \$6,828.31 for the Board of Directors.

---

**Staff's Recommendation:**

Approve the total disbursements for the month of March 2018, in the amount of \$17,743,220.52.

---

**Budget Impact** *Budgeted* (Y/N): N *Amendment* (Y/N): N *Amount for Requested Approval:*

*Account/Project Name:*

*Fiscal Impact (explain if not budgeted):*

Full account coding (internal AP purposes only):

- - -  
- - -

Project No.:

**Prior Board Action:**

None.

---

**Environmental Determination:**

Not Applicable

---

**Business Goal:**

The report on general disbursements is consistent with the Agency's Business Goal of Fiscal Responsibility in providing financial reporting that accounts for general disbursements associated with operating requirements.

---

**Attachments:**

Attachment 1 - Background

Attachment 2 - Details of General Disbursements

---

## Background

Subject: Report on General Disbursements

Table 1 summarizes the disbursements detailed in each of the six attachments affixed to this letter. Table 2 lists the disbursements in excess of an aggregated \$500,000 per vendor, and is presented in largest to smallest dollar value.

**Table 1: Disbursement Details**

Attachment	Payment Type	Amount
1	Vendor Checks	\$ 7,307,490.67
2	Workers' Comp Checks	\$ 9,695.16
3	Vendor ACHs	\$ 3,906,049.39
4	Vendor Wires (excludes Payroll)	\$4,308,581.87
5	Payroll-Net Pay-Directors	\$6,828.31
6	Payroll-Net Pay-Employees	\$2,204,575.12
<b>Total Disbursements</b>		<b>\$17,743,220.52</b>

**Table 2: Disbursements in Excess of \$500,000 per Vendor**

Vendor	Amount	Description
MWD	\$ 2,873,385.76	January 2018 Water Purchases
COUNTY SANITATION DISTRICT OF LA COUNTY	\$ 1,182,509.98	17/18-3 QTR Wastewater Treatment Surcharge
KEMP BROS CONSTR INC	\$ 937,957.22	EN15008- Water Quality Laboratory- Pay Estimate #18
PERS	\$ 667,281.98	03/18 Health Ins / P/R 05, 06, 07 Def Comp
PARSONS WATER & INFRASTRUCTURE	\$ 639,889.99	EN19006 - RP5 Bio-Solids Facility/ EN19001 - RP5 Expansion to 30 mgd 1/6/18-2/2/18 Prof Svc's
IRS	\$ 588,281.84	P/R 05, 06, 07: Dir 003 Payroll Taxes
STATE WATER RESOURCES CONTROL BOARD	\$545,414.72	SRF Loan #9-C064900-110 03/18 Installment; SRF Loan #9-C064900-120 03/18 Installment; SRF Loan #9-C064900-130 03/18 Installment
GWINCO CONSTRUCTION & ENGINEERING	539,959.48	EN13001 – San Sevaine Basin Improvements PE#03

# Attachment 2A

## Vendor Checks

Bank		CITIZENS BUSINESS BANK		ONTARIO CA 917610000		
Bank Key		122234149				
Acct number		CHECK		231167641		
Check						
Check number from to	Payment	Pmnt date	Crcy	Amount paid (FC)	Recipient/void reason code	Enca./void
222958	2200089165	03/01/2018	USD	800.00	A PLUS PROMOTIONS TORRANCE CA	
222959	2200089150	03/01/2018	USD	884.95	ABATIX CORPORATION SANTA FE SPRINGS CA	03/06/2018
222960	2200089127	03/01/2018	USD	609.00	AEROTEK INC ATLANTA GA	03/05/2018
222961	2200089103	03/01/2018	USD	2,218.60	AIRGAS WEST INC PASADENA CA	03/05/2018
222962	2200089146	03/01/2018	USD	12,675.88	ALLIED UNIVERSAL SECURITY SERVPASADENA CA	03/05/2018
222963	2200089111	03/01/2018	USD	524.67	AMERICAN COMPRESSOR CO SANTA FE SPRINGS CA	03/06/2018
222964	2200089107	03/01/2018	USD	1,581.63	APPLEBONE EMPLOYMENT SERVICES GLENDALE CA	03/06/2018
222965	2200089097	03/01/2018	USD	515.95	APPLIED INDUSTRIAL TECHNOLOGIEPASADENA CA	03/05/2018
222966	2200089129	03/01/2018	USD	220.00	ATMAA INC CALABASAS CA	03/12/2018
222967	2200089118	03/01/2018	USD	223.00	AUTOMATED GATE SERVICES INC CORONA CA	03/07/2018
222968	2200089155	03/01/2018	USD	17,341.79	BRIGHTVIEW LANDSCAPE SERVICES PASADENA CA	03/05/2018
222969	2200089109	03/01/2018	USD	460.00	CALIF WATER ENVIRONMENT ASSOC OAKLAND CA	03/09/2018
222970	2200089132	03/01/2018	USD	5,935.00	CALIFORNIA HAZARDOUS SERVICES SANTA ANA CA	03/06/2018
222971	2200089156	03/01/2018	USD	11,850.71	CALIFORNIA WATER TECHNOLOGIES,PASADENA CA	03/05/2018
222972	2200089092	03/01/2018	USD	7,846.82	CALTROL INC LOS ANGELES CA	03/05/2018
222973	2200089190	03/01/2018	USD	85.00	CAMBIASO, PIETRO CHINO HILLS CA	03/05/2018
222974	2200089188	03/01/2018	USD	98.42	CARL H TAYLOR III CRYSTAL RIVER FL	03/07/2018
222975	2200089139	03/01/2018	USD	2,504.35	CINTAS CORPORATION LOC#150 PHOENIX AZ	03/12/2018
222976	2200089123	03/01/2018	USD	885.59	CINTAS FIRST AID & SAFETY LOCCINCINNATI OH	03/05/2018
222977	2200089186	03/01/2018	USD	394.00	CITY EMPLOYBES ASSOCIATES LONG BEACH CA	03/06/2018
222978	2200089093	03/01/2018	USD	48.65	CITY RENTALS INC ONTARIO CA	03/07/2018
222979	2200089142	03/01/2018	USD	451.60	CFS HUMAN RESOURCE SERVICES SACRAMENTO CA	03/13/2018
222980	2200089147	03/01/2018	USD	2,472.75	CRUMP & CO INC PASADENA CA	03/07/2018
222981	2200089134	03/01/2018	USD	8,719.40	CS-AMSCO HUNTINGTON BEACH CA	03/07/2018
222982	2200089163	03/01/2018	USD	1,900.00	CSI SERVICES INC SANTA CLARITA CA	03/07/2018
222983	2200089149	03/01/2018	USD	300.00	DAVID WHEELER'S PEST CONTROL, NORCO CA	03/07/2018
222984	2200089126	03/01/2018	USD	2,877.50	DUDEK & ASSOCIATES INC ENCINITAS CA	03/07/2018
222985	2200089153	03/01/2018	USD	195.00	EUROFINS EATON ANALYTICAL LLC GRAPEVINE TX	03/06/2018
222986	2200089095	03/01/2018	USD	3,481.15	FISHER SCIENTIFIC LOS ANGELES CA	03/05/2018
222987	2200089106	03/01/2018	USD	471.15	FLW INC HUNTINGTON BEACH CA	03/07/2018
222988	2200089185	03/01/2018	USD	584.88	FRANCHISE TAX BOARD SACRAMENTO CA	03/12/2018
222989	2200089191	03/01/2018	USD	153.69	FRESQUEZ, ADRIAN CHINO HILLS CA	03/09/2018
222990	2200089177	03/01/2018	USD	1,637.42	FRONTIER COMMUNICATIONS CORP CINCINNATI OH	03/08/2018
222991	2200089152	03/01/2018	USD	21,823.50	GHD PASADENA CA	03/06/2018
222992	2200089160	03/01/2018	USD	15,195.00	GILLIS + PANICHAPAN ARCHITECTSCOSTA MESA CA	03/06/2018
222993	2200089105	03/01/2018	USD	2,466.71	GRAINGER PALATINE IL	03/06/2018
222994	2200089169	03/01/2018	USD	12,604.70	GREERS CONTRACTING AND CONCRETERRIS CA	03/02/2018
222995	2200089130	03/01/2018	USD	433.72	HACH COMPANY CHICAGO IL	03/06/2018
222996	2200089171	03/01/2018	USD	42,611.66	HENKELS & MCCOY INC BLUE BELL PA	03/05/2018
222997	2200089096	03/01/2018	USD	94.70	HOME DEPOT CREDIT SERVICES DES MOINES IA	03/16/2018
222998	2200089122	03/01/2018	USD	50.00	INDUSTRIAL HEARING & PULMONARYUPLAND CA	03/06/2018
222999	2200089143	03/01/2018	USD	585.11	INDUSTRIAL RUBBER & SUPPLY INC SAN BERNARDINO CA	03/07/2018
223000	2200089181	03/01/2018	USD	51.00	INLAND EMPIRE UNITED WAY RANCHO CUCAMONGA CA	03/09/2018
223001	2200089135	03/01/2018	USD	853.82	INSIDE PLANTS INC CORONA CA	03/06/2018

Bank		CBB	CITIZENS BUSINESS BANK		ONTARIO CA 917610000		
Bank Key		122234149					
Acct number		CHECK	231167641				
Check							
Check number from to	Payment	Pmnt date	Crcy	Amount paid (FC)	Recipient/void reason code	Enca./void	
223002	2200089151	03/01/2018	USD	237.33	KIM'S MASTER AUTO REPAIR CHINO CA	03/15/2018	
223003	2200089113	03/01/2018	USD	290.93	KONICA MINOLTA PASADENA CA	03/05/2018	
223004	2200089112	03/01/2018	USD	2,765.00	KONICA MINOLTA BUSINESS SOLUTIPASADENA CA	03/06/2018	
223005	2200089173	03/01/2018	USD	15,000.00	LAW OFFICES OF CHING & ASSOCIAANAHEIM HILLS CA	03/12/2018	
223006	2200089119	03/01/2018	USD	1,097.28	LOCKMASTERS USA INC PANAMA CITY FL	03/12/2018	
223007	2200089145	03/01/2018	USD	1,629.70	MAILFINANCE INC MILFORD CT	03/06/2018	
223008	2200089189	03/01/2018	USD	192.00	MARIA FRESQUEZ N LAS VEGAS NV	03/06/2018	
223009	2200089172	03/01/2018	USD	55,900.00	MARIPOSA LANDSCAPES INC IRWINDALE CA	03/08/2018	
223010	2200089154	03/01/2018	USD	400.00	MICROAGE PHOENIX AZ	03/07/2018	
223011	2200089098	03/01/2018	USD	1,201.93	MINE SAFETY APPLIANCES CO PITTSBURGH PA	03/06/2018	
223012	2200089120	03/01/2018	USD	158.89	MINUTEMAN PRESS RANCHO CUCAMONGA CA	03/22/2018	
223013	2200089108	03/01/2018	USD	870.63	MOTION INDUSTRIES INC LOS ANGELES CA	03/05/2018	
223014	2200089137	03/01/2018	USD	1,417.90	NATIONAL CONSTRUCTION RENTALS PACOIMA CA	03/06/2018	
223015	2200089141	03/01/2018	USD	783.41	NESTLE WATERS NORTH AMERICA LOUISVILLE KY	03/12/2018	
223016	2200089094	03/01/2018	USD	459.53	OFFICE DEPOT PHOENIX AZ	03/13/2018	
223017	2200089125	03/01/2018	USD	264.00	OLSON HAGEL & FISHBURN LLP SACRAMENTO CA	03/06/2018	
223018	2200089124	03/01/2018	USD	1,969.20	PALM AUTO DETAIL INC COLTON CA	03/12/2018	
223019	2200089121	03/01/2018	USD	15,523.74	PARKSON CORP ORLANDO FL	03/06/2018	
223020	2200089187	03/01/2018	USD	287.00	PATRICK W HUNTER PHELAN CA	03/05/2018	
223021	2200089104	03/01/2018	USD	577.11	PETTY CASH EXPENDITURES CHINO CA	03/06/2018	
223022	2200089110	03/01/2018	USD	40,888.17	R F MACDONALD HAYWARD CA	03/06/2018	
223023	2200089099	03/01/2018	USD	179.68	RAMONA TIRE & SERVICE CENTERS HEMET CA	03/07/2018	
223024	2200089193	03/01/2018			voided by KMCCHRIS - Check not needed	03/06/2018	
223025	2200089100	03/01/2018	USD	4,620.75	RMA GROUP RANCHO CUCAMONGA CA	03/12/2018	
223026	2200089133	03/01/2018	USD	9,130.31	RMC WATER AND ENVIRONMENT BOSTON MA	03/06/2018	
223027	2200089115	03/01/2018	USD	8,400.00	RMS ENGINEERING & DESIGN CORONA DEL MAR CA	03/06/2018	
223028	2200089148	03/01/2018	USD	6,190.00	ROGERS ANDERSON MALODY & SCOTT SAN BERNARDINO CA	03/07/2018	
223029	2200089101	03/01/2018	USD	115,949.94	ROYAL INDUSTRIAL SOLUTIONS LOS ANGELES CA	03/05/2018	
223030	2200089138	03/01/2018	USD	1,015.19	RSD LAKE FOREST CA	03/05/2018	
223031	2200089174	03/01/2018	USD	335.34	SO CALIF EDISON ROSEMEAD CA	03/06/2018	
223032	2200089136	03/01/2018	USD	4,073.00	THE AUSTIN COMPANY CLEVELAND OH	03/07/2018	
223033	2200089158	03/01/2018	USD	912.30	TIMOTHY I COLLIER UPLAND CA	03/05/2018	
223034	2200089167	03/01/2018	USD	3,879.55	TRANSENE COMPANY INC DANVERS MA	03/06/2018	
223035	2200089116	03/01/2018	USD	532.70	ULTRA SCIENTIFIC NORTH KINGSTOWN RI	03/07/2018	
223036	2200089144	03/01/2018	USD	7,082.73	US BANK VOYAGER FLEET SYSTEMS KANSAS CITY MO	03/06/2018	
223037	2200089183	03/01/2018	USD	243.33	US DEPARTMENT OF EDUCATION ATLANTA GA	03/08/2018	
223038	2200089166	03/01/2018	USD	6,641.20	VECTOR USA TORRANCE CA	03/06/2018	
223039	2200089128	03/01/2018	USD	85,137.34	W A RASIC CONSTRUCTION CO INC LONG BEACH CA	03/07/2018	
223040	2200089114	03/01/2018	USD	568.84	WASTE MANAGEMENT OF LOS ANGELES CA	03/06/2018	
223041	2200089131	03/01/2018	USD	757.42	YORK EMPLOYMENT SERVICES INC ONTARIO CA	03/12/2018	
223042	2200089170	03/01/2018	USD	4,286.00	ZOHO CORPORATION LOS ANGELES CA	03/05/2018	
223043	2200089208	03/06/2018	USD	6,298.63	LUIS MORENO ONTARIO CA	03/12/2018	
223044	2200089304	03/08/2018	USD	1,195.07	A & AL AUTO BODY INC ONTARIO CA	03/27/2018	
223045	2200089284	03/08/2018	USD	1,900.71	ABATIX CORPORATION SANTA FE SPRINGS CA	03/14/2018	

Bank		CITIZENS BUSINESS BANK		ONTARIO CA 917610000		
Bank Key		122234149				
Acct number		CHECK 231167641				
Check						
Check number from to	Payment	Pmnt date	Crcy	Amount paid (FC)	Recipient/void reason code	Enca./void
223046	2200089258	03/08/2018	USD	41,128.35	ABTECH TECHNOLOGIES INC CARLSBAD CA	03/14/2018
223047	2200089264	03/08/2018	USD	1,508.00	AEROTEK INC ATLANTA GA	03/12/2018
223048	2200089238	03/08/2018	USD	3,277.78	AIRGAS WEST INC PASADENA CA	03/12/2018
223049	2200089252	03/08/2018	USD	337.46	AMERICAN COMPRESSOR CO SANTA FE SPRINGS CA	03/13/2018
223050	2200089311	03/08/2018	USD	188.02	AMERICAN HERITAGE LIFE INSURANDALLAS TX	03/22/2018
223051	2200089276	03/08/2018	USD	3,500.00	AMP MECHANICAL INC COSTA MESA CA	03/13/2018
223052	2200089246	03/08/2018	USD	3,239.40	APPLBONE EMPLOYMENT SERVICES GLENDALE CA	03/14/2018
223053	2200089283	03/08/2018	USD	60.40	ASAP INDUSTRIAL SUPPLY FONTANA CA	03/14/2018
223054	2200089291	03/08/2018	USD	3,262.95	AUTOZONE INC ATLANTA GA	03/13/2018
223055	2200089263	03/08/2018	USD	1,200.00	BABCOCK LABORATORIES, INC RIVERSIDE CA	03/13/2018
223056	2200089255	03/08/2018	USD	610.05	BEN MEADOWS CO CHICAGO IL	03/12/2018
223057	2200089262	03/08/2018	USD	472.86	BOOT BARN INC IRVINE CA	03/14/2018
223058	2200089275	03/08/2018	USD	8,865.00	BUILDING BLOCK ENTERTAINMENT WOODLAND HILLS CA	03/12/2018
223059	2200089293	03/08/2018	USD	11,670.67	CALIFORNIA WATER TECHNOLOGIES,PASADENA CA	03/12/2018
223060	2200089327	03/08/2018	USD	325.96	CAMACHO, MICHAEL CHINO HILLS CA	03/12/2018
223061	2200089253	03/08/2018	USD	1,040.00	CAPPO INC YUBA CITY CA	03/16/2018
223062	2200089248	03/08/2018	USD	48,130.00	CDM SMITH INC LOS ANGELES CA	03/12/2018
223063	2200089320	03/08/2018	USD	8.00	CHENG, TINA CHINO HILLS CA	03/12/2018
223064	2200089250	03/08/2018	USD	33,808.04	CHINO BASIN WATERMASTER RANCHO CUCAMONGA CA	03/15/2018
223065	2200089273	03/08/2018	USD	1,974.68	CINTAS CORPORATION LOC#150 PHOENIX AZ	03/21/2018
223066	2200089305	03/08/2018	USD	917.23	CITY OF CHINO CHINO CA	03/12/2018
223067	2200089247	03/08/2018	USD	627.08	CITY OF FONTANA FONTANA CA	03/13/2018
223068	2200089242	03/08/2018	USD	1,180.00	CITY OF ONTARIO ONTARIO CA	03/12/2018
223069	2200089286	03/08/2018	USD	38,819.00	CIVIC PUBLICATIONS INC LA VERNE CA	03/19/2018
223070	2200089313	03/08/2018	USD	347.26	COLONIAL LIFE & ACCIDENT INSURCOLUMBIA SC	03/14/2018
223071	2200089288	03/08/2018	USD	13,642.55	CONSERV CONSTRUCTION INC MENIFEE CA	03/12/2018
223072	2200089243	03/08/2018	USD	2,000.00	CUCAMONGA VALLEY WATER DISTRICRANCHO CUCAMONGA CA	03/19/2018
223073	2200089281	03/08/2018	USD	3,590.00	DAVID WHEELER'S PEST CONTROL, NORCO CA	03/13/2018
223074	2200089301	03/08/2018	USD	27,816.88	DORGAN LEGAL SERVICES LLP PASADENA CA	03/15/2018
223075	2200089280	03/08/2018	USD	100.00	DORST-PCRADA, DEBRA ONTARIO CA	04/06/2018
223076	2200089300	03/08/2018	USD	494.22	DXP ENTERPRISES INC DALLAS TX	03/14/2018
223077	2200089256	03/08/2018	USD	3,618.29	EASTERN MUNICIPAL WATER DIST PERRIS CA	03/20/2018
223078	2200089303	03/08/2018	USD	1,697.07	EBIX INC ATLANTA GA	03/13/2018
223079	2200089299	03/08/2018	USD	19,985.00	ECOTECH SERVICES INC MONROVIA CA	03/13/2018
223080	2200089289	03/08/2018	USD	2,213.71	ELECTRO-CHEMICAL DEVICES, INC ANAHEIM CA	03/13/2018
223081	2200089290	03/08/2018	USD	1,550.00	EPI-USE AMERICA INC ATLANTA GA	03/19/2018
223082	2200089318	03/08/2018	USD	2,413.50	FIDELITY SECURITY LIFE INSURANCINCINNATI OH	03/13/2018
223083	2200089235	03/08/2018	USD	670.81	FISHER SCIENTIFIC LOS ANGELES CA	03/12/2018
223084	2200089308	03/08/2018	USD	1,103.66	FONTANA WATER COMPANY FONTANA CA	03/14/2018
223085	2200089310	03/08/2018	USD	2,198.09	FRONTIER COMMUNICATIONS CORP CINCINNATI OH	03/16/2018
223086	2200089245	03/08/2018	USD	1,351.56	GENERAL BOTTLE INC LOS ANGELES CA	03/14/2018
223087	2200089328	03/08/2018	USD	253.98	GIBSON, CONNIE CHINO HILLS CA	03/19/2018
223088	2200089267	03/08/2018	USD	7,010.00	GOLDEN STATE LABOR COMPLIANCE PALMDALE CA	03/20/2018
223089	2200089240	03/08/2018	USD	1,340.33	GRAINGER PALATINE IL	03/13/2018

Bank		CBB	CITIZENS BUSINESS BANK		ONTARIO CA 917610000	
Bank Key		122234149				
Acct number		CHECK	231167641			
Check						
Check number from to	Payment	Pmnt date	Crcy	Amount paid (FC)	Recipient/void reason code	Enca./void
223090	2200089266	03/08/2018	USD	4,206.56	HACH COMPANY CHICAGO IL	03/12/2018
223091	2200089236	03/08/2018	USD	630.32	HOME DEPOT CREDIT SERVICES DES MOINES IA	03/16/2018
223092	2200089323	03/08/2018	USD	8.00	HOOVEN, PAULA CHINO HILLS CA	03/12/2018
223093	2200089324	03/08/2018	USD	350.00	HURST, ELIZABETH CHINO HILLS CA	04/11/2018
223094	2200089287	03/08/2018	USD	2,312.29	ICE CUBE INC GREENSBURG PA	03/13/2018
223095	2200089249	03/08/2018	USD	720.00	IDEAL GLASS TINTING RANCHO CUCAMONGA CA	03/14/2018
223096	2200089259	03/08/2018	USD	19.78	INDUSTRIAL SUPPLY COMPANY ONTARIO CA	03/13/2018
223097	2200089271	03/08/2018	USD	500.00	INSIDE PLANTS INC CORONA CA	03/14/2018
223098	2200089239	03/08/2018	USD	1,604.17	INTERSTATE BATTERY SYSTEM ALTA LOMA CA	03/30/2018
223099	2200089278	03/08/2018	USD	1,150.00	JB'S POOLS & PONDS INC UPLAND CA	03/13/2018
223100	2200089321	03/08/2018	USD	16.00	KLING, WANDA CHINO HILLS CA	
223101	2200089254	03/08/2018	USD	2,779.75	KONICA MINOLTA BUSINESS SOLUTIPASADENA CA	03/13/2018
223102	2200089322	03/08/2018	USD	81.16	LEE, SYLVIE CHINO HILLS CA	04/09/2018
223103	2200089317	03/08/2018	USD	236.15	LEGALSHIELD ADA OK	03/16/2018
223104	2200089309	03/08/2018	USD	892.05	LEVEL 3 COMMUNICATIONS LLC DENVER CO	03/13/2018
223105	2200089315	03/08/2018	USD	14,619.90	LIFE INSURANCE COMPANY OF PHILADELPHIA PA	03/15/2018
223106	2200089326	03/08/2018	USD	23.58	LOPEZ, ALEX CHINO HILLS CA	03/09/2018
223107	2200089257	03/08/2018	USD	965.15	MIDPOINT BEARING ONTARIO CA	03/12/2018
223108	2200089332	03/08/2018	USD	156.29	MONFORD, KENNETH CHINO HILLS CA	03/19/2018
223109	2200089296	03/08/2018	USD	10,599.28	MOSS ADAMS LLP LOS ANGELES CA	03/13/2018
223110	2200089265	03/08/2018	USD	914.88	NATIONAL BUSINESS INVESTIGATIONMURRIETA CA	03/13/2018
223111	2200089272	03/08/2018	USD	228.52	NEOPOST USA INC DALLAS TX	03/13/2018
223112	2200089251	03/08/2018	USD	12.54	O RINGS & THINGS FONTANA CA	03/23/2018
223113	2200089269	03/08/2018	USD	1,155.00	O.S.T.S. INC CHINO CA	03/13/2018
223114	2200089234	03/08/2018	USD	5,630.49	OFFICE DEPOT PHOENIX AZ	03/26/2018
223115	2200089297	03/08/2018	USD	4,207.36	PACIFIC COURIERS INC ORANGE CA	03/15/2018
223116	2200089314	03/08/2018	USD	193.08	PERS LONG TERM CARE PROGRAM PASADENA CA	03/15/2018
223117	2200089329	03/08/2018	USD	128.08	PIVOVAROFF, JASON CHINO HILLS CA	03/12/2018
223118	2200089298	03/08/2018	USD	15,148.09	PRIORITY BUILDING SERVICES LLCBREA CA	03/13/2018
223119	2200089302	03/08/2018	USD	12,067.39	QUINN COMPANY LOS ANGELES CA	03/12/2018
223120	2200089282	03/08/2018	USD	247.60	SAN BERNARDINO CITY SCHOOL DISSAN BERNARDINO CA	03/21/2018
223121	2200089319	03/08/2018	USD	50.69	SKINNER, JOHN CHINO HILLS CA	03/16/2018
223122	2200089237	03/08/2018	USD	591.38	SMART & FINAL LOS ANGELES CA	03/16/2018
223123	2200089331	03/08/2018	USD	145.00	SMITH, JASON D CHINO HILLS CA	03/13/2018
223124	2200089330	03/08/2018	USD	33.29	SMITH, JEANNETTE CHINO HILLS CA	03/12/2018
223125	2200089285	03/08/2018	USD	2,020.31	SNAP GRAPHICS & DESIGN RANCHO CUCAMONGA CA	03/13/2018
223126	2200089306	03/08/2018	USD	59,429.58	SO CALIF EDISON ROSEMEAD CA	03/13/2018
223127	2200089307	03/08/2018	USD	404.43	SO CALIF GAS MONTEREY PARK CA	03/14/2018
223128	2200089292	03/08/2018	USD	1,728.00	STAFFING NETWORK LLC CAROL STREAM IL	03/13/2018
223129	2200089241	03/08/2018	USD	4,659.11	SUNRISE COLLISION CENTER FONTANA CA	03/14/2018
223130	2200089325	03/08/2018	USD	19.08	TAM, KEN CHINO HILLS CA	
223131	2200089295	03/08/2018	USD	2,798.75	TRIEPEI SMITH AND ASSOCIATES, IRVINE CA	03/21/2018
223132	2200089274	03/08/2018	USD	26,706.24	U S BANK ST LOUIS MO	03/15/2018
223133	2200089261	03/08/2018	USD	3,670.47	U S HEALTHWORKS MEDICAL GROUP LOS ANGELES CA	03/12/2018



Bank		CITIZENS BUSINESS BANK		ONTARIO CA 917610000		
Bank Key		122234149				
Acct number		CHECK 231167641				
Check						
Check number from to	Payment	Pmnt date	Crcy	Amount paid (PC)	Recipient/void reason code	Bnca./void
223134	2200089254	03/08/2018	USD	319.50	W3IT CONSULTING INC NAPERVILLE IL	03/13/2018
223135	2200089260	03/08/2018	USD	3,088.29	VERIZON WIRELESS DALLAS TX	03/13/2018
223136	2200089312	03/08/2018	USD	2,536.91	WESTERN DENTAL PLAN ORANGE CA	03/14/2018
223137	2200089277	03/08/2018	USD	40,916.88	WESTIN ENGINEERING INC SANTA CLARA CA	03/13/2018
223138	2200089316	03/08/2018	USD	25.00	WILCO LIFE INSURANCE COMPANY ATLANTA GA	03/19/2018
223139	2200089279	03/08/2018	USD	8,500.00	WORKFORCE SAFETY MURRIETA CA	03/20/2018
223140	2200089270	03/08/2018	USD	279.18	WORLDWIDE EXPRESS ALBANY NY	03/13/2018
223141	2200089268	03/08/2018	USD	2,054.00	YORK EMPLOYMENT SERVICES, INC SAN FRANCISCO CA	03/13/2018
223143	2200089352	03/13/2018	USD	61.70	MALKANI, SURESH CHINO HILLS CA	03/15/2018
223144	2200089342	03/13/2018	USD	45.26	RBM LOCK & KEY ONTARIO CA	03/23/2018
223145	2200089343	03/13/2018	USD	15,751.62	ROYAL INDUSTRIAL SOLUTIONS LOS ANGELES CA	03/15/2018
223146	2200089350	03/13/2018	USD	4,996.58	TENCO HYDRO INC BROOKFIELD IL	03/26/2018
223147	2200089351	03/13/2018	USD	12,658.75	TONY PAINTING GARDEN GROVE CA	03/16/2018
223148	2200089347	03/13/2018	USD	9,175.04	UPS PROTECTION INC ANAHEIM CA	03/16/2018
223149	2200089349	03/13/2018	USD	10,117.50	UTILIQWEST LLC ATLANTA GA	03/16/2018
223150	2200089344	03/13/2018	USD	4,689.55	WAXIE SANITARY SUPPLY LOS ANGELES CA	03/16/2018
223151	2200089346	03/13/2018	USD	18,306.56	KYLEM DEWATERING SOLUTIONS INCCHICAGO IL	03/19/2018
223152	2200089396	03/15/2018	USD	58.00	AEROTEK INC ATLANTA GA	03/19/2018
223153	2200089373	03/15/2018	USD	1,076.46	AIRGAS WEST INC PASADENA CA	03/19/2018
223154	2200089366	03/15/2018	USD	1,596.18	ALLIED ELECTRONICS INC FORT WORTH TX	03/30/2018
223155	2200089416	03/15/2018	USD	1,664.50	AMP MECHANICAL INC COSTA MESA CA	04/04/2018
223156	2200089435	03/15/2018	USD	1,755.63	ANIMAL PEST MANAGEMENT SERVICECHINO CA	03/20/2018
223157	2200089417	03/15/2018	USD	78,759.33	AQUA-AEROBIC SYSTEMS, INC. CHICAGO IL	03/21/2018
223158	2200089418	03/15/2018	USD	742.56	ASAP INDUSTRIAL SUPPLY FONTANA CA	03/20/2018
223159	2200089458	03/15/2018	USD	369.73	BERCH, CHRISTOPHER CHINO HILLS CA	03/23/2018
223160	2200089397	03/15/2018	USD	7,500.00	BIA OF SOUTHERN CALIFORNIA INCRANCHO CUCAMONGA CA	04/03/2018
223161	2200089462	03/15/2018	USD	197.84	BOUGHAN, ARIN CHINO HILLS CA	03/22/2018
223162	2200089444	03/15/2018	USD	6,444.58	BURRTEC WASTE INDUSTRIES INC FONTANA CA	03/21/2018
223163	2200089427	03/15/2018	USD	15,534.92	BUSINESS CARD WILMINGTON DE	03/19/2018
223164	2200089382	03/15/2018	USD	549.00	CALIF WATER ENVIRONMENT ASSOC OAKLAND CA	03/23/2018
223165	2200089391	03/15/2018	USD	831.90	CALIFORNIA NEWSPAPER SERVICE BLOS ANGELES CA	03/20/2018
223166	2200089415	03/15/2018	USD	8,000.00	CALIFORNIA STRATEGIES LLC SACRAMENTO CA	03/21/2018
223167	2200089424	03/15/2018	USD	12,049.84	CALIFORNIA WATER TECHNOLOGIES, PASADENA CA	03/20/2018
223168	2200089456	03/15/2018	USD	98.42	CARL H TAYLOR III CRYSTAL RIVER FL	03/20/2018
223169	2200089389	03/15/2018	USD	209,791.42	CAROLLO ENGINEERS WALNUT CREEK CA	03/28/2018
223170	2200089402	03/15/2018	USD	4,734.00	CASC ENGINEERING AND CONSULTINCOLTON CA	03/21/2018
223171	2200089438	03/15/2018	USD	899.00	CDATA SOFTWARE INC CHAPEL HILL NC	03/22/2018
223172	2200089379	03/15/2018	USD	84,633.79	CDM SMITH INC LOS ANGELES CA	03/19/2018
223173	2200089412	03/15/2018	USD	2,720.64	CINTAS CORPORATION LOC#150 PHOENIX AZ	03/28/2018
223174	2200089393	03/15/2018	USD	728.09	CINTAS FIRST AID & SAFETY LOCCINCINNATI OH	03/20/2018
223175	2200089454	03/15/2018	USD	415.00	CITY EMPLOYEES ASSOCIATES LONG BEACH CA	03/20/2018
223176	2200089439	03/15/2018	USD	341.78	CITY OF CHINO CHINO CA	03/21/2018
223177	2200089367	03/15/2018	USD	27.70	CITY RENTALS INC ONTARIO CA	03/22/2018
223178	2200089386	03/15/2018	USD	11,529.00	COMMERCIAL DOOR CO POMONA CA	03/20/2018

Bank		CBB	CITIZENS BUSINESS BANK		ONTARIO CA 917610000	
Bank Key		122234149				
Acct number		CHECK	231167641			
Check						
Check number from to	Payment	Pmnt date	Crcy	Amount paid (FC)	Recipient/void reason code	Enca./void
223179	2200089368	03/15/2018	USD	1,182,509.98	COUNTY SANITATION DISTRICTS OFWHITTIER CA	03/21/2018
223180	2200089408	03/15/2018	USD	4,841.79	GS-AMSCO HUNTINGTON BEACH CA	03/21/2018
223181	2200089388	03/15/2018	USD	115.00	DEPT OF CONSUMER AFFAIRS SACRAMENTO CA	03/27/2018
223182	2200089463	03/15/2018	USD	905.00	DIAS, MICHAEL CHINO HILLS CA	03/19/2018
223183	2200089429	03/15/2018	USD	210.00	DORGAN LEGAL SERVICES LLP PASADENA CA	
223184	2200089423	03/15/2018	USD	12,374.16	ENVIRONMENTAL SCIENCE ASSOCIAT SAN FRANCISCO CA	03/22/2018
223185	2200089421	03/15/2018	USD	75.00	EUROFINS EATON ANALYTICAL LLC GRAPEVINE TX	03/20/2018
223186	2200089392	03/15/2018	USD	62.33	EXPRESS PIPE & SUPPLY INC ANAHEIM CA	03/20/2018
223187	2200089395	03/15/2018	USD	89.75	FEDEX FREIGHT PASADENA CA	03/22/2018
223188	2200089369	03/15/2018	USD	378.69	FISHER SCIENTIFIC LOS ANGELES CA	03/19/2018
223189	2200089377	03/15/2018	USD	156.64	PONTANA HERALD NEWS PONTANA CA	03/20/2018
223190	2200089453	03/15/2018	USD	766.88	FRANCHISE TAX BOARD SACRAMENTO CA	03/26/2018
223191	2200089445	03/15/2018	USD	3,598.46	FRONTIER COMMUNICATIONS CORP CINCINNATI OH	04/02/2018
223192	2200089411	03/15/2018	USD	7,734.50	GEI CONSULTANTS INC BOSTON MA	03/20/2018
223193	2200089375	03/15/2018	USD	1,679.21	GRAINGER PALATINE IL	03/20/2018
223194	2200089405	03/15/2018	USD	1,231.96	HACH COMPANY CHICAGO IL	03/19/2018
223195	2200089432	03/15/2018	USD	4,395.75	HOPE INDUSTRIAL SYSTEMS INC ROSWELL GA	03/20/2018
223196	2200089420	03/15/2018	USD	765.99	ICE CUBE INC GREENSBURG PA	03/21/2018
223197	2200089431	03/15/2018	USD	752.10	IE GOURMET FOOD TRUCKS LLC REDLANDS CA	
223198	2200089449	03/15/2018	USD	51.00	INLAND EMPIRE UNITED WAY RANCHO CUCAMONGA CA	03/19/2018
223199	2200089409	03/15/2018	USD	240.00	INSTITUTE OF INTERNAL AUDITORS RIVERSIDE CA	03/23/2018
223200	2200089459	03/15/2018	USD	1,198.18	KILE, WALLACE EDWARD CHINO HILLS CA	03/20/2018
223201	2200089419	03/15/2018	USD	210.00	KIM'S MASTER AUTO REPAIR CHINO CA	03/21/2018
223202	2200089385	03/15/2018	USD	3,556.23	KONICA MINOLTA PASADENA CA	03/22/2018
223203	2200089434	03/15/2018	USD	5,550.00	KRD MANAGEMENT CONSULTING LLC TEMECULA CA	03/21/2018
223204	2200089461	03/15/2018	USD	100.00	LETULLE, CHANDER CHINO HILLS CA	
223205	2200089398	03/15/2018	USD	500.00	LOS SERRANOS GOLF & COUNTRY CLCHINO HILLS CA	03/26/2018
223206	2200089428	03/15/2018	USD	905.89	MANAGED MOBILE INC PLACENTIA CA	03/21/2018
223207	2200089464	03/15/2018	USD	200.00	MANTILLA, LAURA CHINO HILLS CA	03/19/2018
223208	2200089457	03/15/2018	USD	192.00	MARIA PRESQUEZ N LAS VEGAS NV	
223209	2200089370	03/15/2018	USD	1,419.16	MINE SAFETY APPLIANCES CO PITTSBURGH PA	03/20/2018
223210	2200089380	03/15/2018	USD	321,334.78	MISCO WATER FOOTHILL RANCH CA	03/21/2018
223211	2200089466	03/15/2018	USD	180.00	MONFORO, KENNETH CHINO HILLS CA	03/26/2018
223212	2200089381	03/15/2018	USD	2,496.77	MOTION INDUSTRIES INC LOS ANGELES CA	03/19/2018
223213	2200089436	03/15/2018	USD	8,400.00	MUNITEMPS IMPERIAL BEACH CA	03/21/2018
223214	2200089400	03/15/2018	USD	633.67	NATIONAL BUSINESS INVESTIGATION MURRIETA CA	03/20/2018
223215	2200089414	03/15/2018	USD	592.02	NESTLE WATERS NORTH AMERICA LOUISVILLE KY	03/22/2018
223216	2200089384	03/15/2018	USD	131.43	O RINGS & THINGS PONTANA CA	03/23/2018
223217	2200089440	03/15/2018	USD	8,341.40	ONTARIO MUNICIPAL UTILITIES CO ONTARIO CA	03/19/2018
223218	2200089455	03/15/2018	USD	105.00	PATRICK W HUNTER PHELAN CA	03/19/2018
223219	2200089374	03/15/2018	USD	721.10	PETTY CASH EXPENDITURES CHINO CA	03/20/2018
223220	2200089383	03/15/2018	USD	11,806.00	R F MACDONALD HAYWARD CA	03/20/2018
223221	2200089371	03/15/2018	USD	691.50	RAYNE WATER CONDITIONING COVINA CA	03/19/2018
223222	2200089422	03/15/2018	USD	39.00	SACRAMENTO RIVER WATERSHED PROSAN DIEGO CA	

Bank		CITIZENS BUSINESS BANK		ONTARIO CA 917610000		
Bank Key		122234149				
Acct number		CHECK 231167641				
Check						
Check number from to	Payment	Pmnt date	Crcy	Amount paid (FC)	Recipient/void reason code	Enca./void
223223	2200089433	03/15/2018	USD	2,440.00	SHAW HR CONSULTING INC NEWBURY PARK CA	03/20/2018
223224	2200089465	03/15/2018	USD	55.00	SMITH, JASON D CHINO HILLS CA	03/28/2018
223225	2200089441	03/15/2018	USD	127,522.33	SO CALIF EDISON ROSEMEAD CA	03/26/2018
223226	2200089442	03/15/2018	USD	1,823.19	SO CALIF GAS MONTEREY PARK CA	03/23/2018
223227	2200089376	03/15/2018	USD	11,344.50	SOUTH COAST AQMD DIAMOND BAR CA	03/26/2018
223228	2200089410	03/15/2018	USD	121,897.68	STANTEC CONSULTING INC CHICAGO IL	03/19/2018
223229	2200089394	03/15/2018	USD	400.00	U S HEALTHWORKS MEDICAL GROUP LOS ANGELES CA	03/19/2018
223230	2200089451	03/15/2018	USD	243.33	US DEPARTMENT OF EDUCATION ATLANTA GA	03/22/2018
223231	2200089425	03/15/2018	USD	942.25	V3IT CONSULTING INC NAPERVILLE IL	03/20/2018
223232	2200089460	03/15/2018	USD	23.00	VELARDE, TERESA CHINO HILLS CA	03/20/2018
223233	2200089443	03/15/2018	USD	458.96	VERIZON BUSINESS ALBANY NY	03/20/2018
223234	2200089403	03/15/2018	USD	84,424.00	W A RASIC CONSTRUCTION CO INC LONG BEACH CA	03/20/2018
223235	2200089387	03/15/2018	USD	5,164.55	WASTE MANAGEMENT OF LOS ANGELES CA	03/20/2018
223236	2200089426	03/15/2018	USD	5,000.00	WATER EDUCATION FOR LATINO LEALOS ANGELES CA	04/02/2018
223237	2200089407	03/15/2018	USD	578.31	WORLDWIDE EXPRESS ALBANY NY	03/22/2018
223238	2200089406	03/15/2018	USD	768.23	YORK EMPLOYMENT SERVICES, INC SAN FRANCISCO CA	03/21/2018
223239	2200089526	03/22/2018	USD	531.50	ACCUSTANDARD INC NEW HAVEN CT	03/29/2018
223240	2200089547	03/22/2018	USD	2,208.45	ADVANCED CHEMICAL TECHNOLOGY IRANCHO CUCAMONGA CA	03/27/2018
223241	2200089537	03/22/2018	USD	290.00	ABROTEK INC ATLANTA GA	03/27/2018
223242	2200089511	03/22/2018	USD	1,678.53	AIRGAS WEST INC PASADENA CA	03/26/2018
223243	2200089565	03/22/2018	USD	450.00	ALISON LOUKEH & ASSOCIATES RIVERSIDE CA	03/26/2018
223244	2200089504	03/22/2018	USD	113.54	ALLIED ELECTRONICS INC FORT WORTH TX	03/30/2018
223245	2200089563	03/22/2018	USD	7,346.80	ALTA PACIFIC BANK TEMECULA CA	03/27/2018
223246	2200089578	03/22/2018	USD	1,340.50	ANAERGIA SERVICES LLC CARLSBAD CA	03/27/2018
223247	2200089517	03/22/2018	USD	610.80	APPLEONE EMPLOYMENT SERVICES GLENDALE CA	03/27/2018
223248	2200089548	03/22/2018	USD	726.57	ASAP INDUSTRIAL SUPPLY FONTANA CA	03/27/2018
223249	2200089553	03/22/2018	USD	502.40	AUTOZONE INC ATLANTA GA	03/28/2018
223250	2200089567	03/22/2018	USD	49,366.17	BANNER BANK SACRAMENTO CA	03/27/2018
223251	2200089577	03/22/2018	USD	26,353.00	BEST CONTRACTING SERVICES INC GARDENA CA	03/27/2018
223252	2200089521	03/22/2018	USD	916.77	BLAZE CONE COMPANY PORTLAND OR	03/27/2018
223253	2200089557	03/22/2018	USD	13,026.00	BRIGHTVIEW LANDSCAPE SERVICES PASADENA CA	03/26/2018
223254	2200089558	03/22/2018	USD	7,817.84	CALIFORNIA WATER TECHNOLOGIES, PASADENA CA	03/28/2018
223255	2200089592	03/22/2018	USD	110.00	CAMPBELL, CONNIE CHINO HILLS CA	03/28/2018
223256	2200089593	03/22/2018	USD	81.75	CARTER, JOSEPH CHINO HILLS CA	03/28/2018
223257	2200089523	03/22/2018	USD	2,500.00	CEM CORP CHICAGO IL	03/26/2018
223258	2200089579	03/22/2018	USD	250.00	CHEMICALS INC FONTANA CA	03/28/2018
223259	2200089545	03/22/2018	USD	2,440.56	CINTAS CORPORATION LOC#150 PHOENIX AZ	04/09/2018
223260	2200089534	03/22/2018	USD	89.79	CINTAS FIRST AID & SAFETY LOCCINCINNATI OH	03/30/2018
223261	2200089551	03/22/2018	USD	1,905.00	CIVIC PUBLICATIONS INC LA VERNE CA	03/26/2018
223262	2200089587	03/22/2018	USD	347.26	COLONIAL LIFE & ACCIDENT INSURCOLUMBIA SC	03/28/2018
223263	2200089528	03/22/2018	USD	1,114.14	COMPUTERLAND SILICON VALLEY SAN JOSE CA	03/28/2018
223264	2200089583	03/22/2018	USD	416.32	CUCAMONGA VALLEY WATER DISTRICTLOS ANGELES CA	03/27/2018
223265	2200089560	03/22/2018	USD	18.49	D & H WATER SYSTEMS INC OCEANSIDE CA	03/27/2018
223266	2200089564	03/22/2018	USD	2,232.75	DAVIS BARBER PRODUCTIONS INC FULLERTON CA	03/27/2018

Bank		CBB	CITIZENS BUSINESS BANK		ONTARIO CA 917610000	
Bank Key		122234149				
Acct number		CHECK	231167641			
Check						
Check number from to	Payment	Pmnt date	Crcy	Amount paid (FC)	Recipient/void reason code	Enca./void
223267	2200089539	03/22/2018	USD	12,948.78	DELL SERVICE SALES OAKLAND CA	03/26/2018
223268	2200089536	03/22/2018	USD	2,497.50	DUDEK & ASSOCIATES INC EMCINITAS CA	03/26/2018
223269	2200089533	03/22/2018	USD	146.79	E Z PARTY RENTALS POMONA CA	03/27/2018
223270	2200089552	03/22/2018	USD	2,206.09	ELECTRO-CHEMICAL DEVICES, INC ANAHEIM CA	03/27/2018
223271	2200089554	03/22/2018	USD	10,436.48	ENVIRONMENTAL SCIENCE ASSOCIATSAN FRANCISCO CA	03/28/2018
223272	2200089591	03/22/2018	USD	2,338.48	FIDELITY SECURITY LIFE INSURANCINCINNATI OH	03/28/2018
223273	2200089505	03/22/2018	USD	558.18	FISHER SCIENTIFIC LOS ANGELES CA	03/26/2018
223274	2200089516	03/22/2018	USD	156.64	FONTANA HERALD NEWS FONTANA CA	03/27/2018
223275	2200089585	03/22/2018	USD	943.86	FRONTIER COMMUNICATIONS CORP CINCINNATI OH	03/30/2018
223276	2200089559	03/22/2018	USD	614.40	FULL SOURCE, LLC JACKSONVILLE FL	03/27/2018
223277	2200089550	03/22/2018	USD	13,270.93	GHD PASADENA CA	03/26/2018
223278	2200089514	03/22/2018	USD	12,783.50	GRAINGER PALATINE IL	03/27/2018
223279	2200089574	03/22/2018	USD	539,959.48	GWINCO CONSTRUCTION & ENGINEERONTARIO CA	03/27/2018
223280	2200089506	03/22/2018	USD	1,552.73	HOME DEPOT CREDIT SERVICES DES MOINES IA	04/09/2018
223281	2200089531	03/22/2018	USD	1,270.19	HORIZON TECHNOLOGY SALEM NH	03/27/2018
223282	2200089571	03/22/2018	USD	2,761.51	IDEXX DISTRIBUTION INC ATLANTA GA	03/27/2018
223283	2200089540	03/22/2018	USD	8,016.72	INNOVATIVE FEDERAL STRATEGIES WASHINGTON DC	04/03/2018
223284	2200089525	03/22/2018	USD	273,912.03	J F SHEA CONSTRUCTION INC WALNUT CA	03/27/2018
223285	2200089549	03/22/2018	USD	280.00	KIM'S MASTER AUTO REPAIR CHINO CA	03/27/2018
223286	2200089532	03/22/2018	USD	750.00	LIEBERT CASSIDY WHITMORE LOS ANGELES CA	03/29/2018
223287	2200089589	03/22/2018	USD	14,276.99	LIFE INSURANCE COMPANY OF PHILADELPHIA PA	03/27/2018
223288	2200089566	03/22/2018	USD	2,857.01	MANAGED MOBILE INC PLACENTIA CA	03/28/2018
223289	2200089556	03/22/2018	USD	316.80	MICROAGE PHOENIX AZ	03/28/2018
223290	2200089527	03/22/2018	USD	1,404.73	MIDPOINT BEARING ONTARIO CA	03/25/2018
223291	2200089507	03/22/2018	USD	1,201.93	MINE SAFETY APPLIANCES CO PITTSBURGH PA	03/27/2018
223292	2200089580	03/22/2018	USD	1,118.00	MOBILE ZOO OF SOUTHERN CALIFORDESERT HOT SPRINGS CA	
223293	2200089519	03/22/2018	USD	114.55	MOTION INDUSTRIES INC LOS ANGELES CA	03/26/2018
223294	2200089575	03/22/2018	USD	9,600.00	MUNITEMPS IMPERIAL BEACH CA	03/27/2018
223295	2200089594	03/22/2018	USD	8.00	MUNOZ, MARIE LIZA CHINO HILLS CA	04/13/2018
223296	2200089573	03/22/2018	USD	178,331.18	MYERS AND SONS CONSTRUCTION LPSACRAMENTO CA	03/29/2018
223297	2200089543	03/22/2018	USD	994.80	NATIONAL CONSTRUCTION RENTALS PACOIMA CA	03/27/2018
223298	2200089568	03/22/2018	USD	15,380.53	NEW MILLENNIUM CONSTRUCTION CHINO HILLS CA	03/27/2018
223299	2200089582	03/22/2018	USD	299.22	ONTARIO MUNICIPAL UTILITIES COONTARIO CA	03/26/2018
223300	2200089595	03/22/2018	USD	57.12	ORTIZ, BRIAN CHINO HILLS CA	04/03/2018
223301	2200089588	03/22/2018	USD	96.54	PERS LONG TERM CARE PROGRAM PASADENA CA	03/27/2018
223302	2200089513	03/22/2018	USD	1,446.40	PETE'S ROAD SERVICE FULLERTON CA	03/29/2018
223303	2200089576	03/22/2018	USD	617.44	PFA LYLE S BRIGGS FUNDAMNIL SCCHINO CA	
223304	2200089508	03/22/2018	USD	7,422.00	RMA GROUP RANCHO CUCAMONGA CA	03/29/2018
223305	2200089535	03/22/2018	USD	1,722.43	ROSEMOUNT INC CHICAGO IL	03/26/2018
223306	2200089544	03/22/2018	USD	95,795.46	SCW CONTRACTING CORPORATION FALLBROOK CA	03/30/2018
223307	2200089572	03/22/2018	USD	1,480.00	SHAW HR CONSULTING INC NEWBURY PARK CA	03/27/2018
223308	2200089522	03/22/2018	USD	275.18	SIGMA-ALDRICH INC ATLANTA GA	03/26/2018
223309	2200089584	03/22/2018	USD	250,368.09	SO CALIF EDISON ROSEMEAD CA	03/27/2018
223310	2200089509	03/22/2018	USD	435.57	SOUTHWEST ALARM SERVICE UPLAND CA	03/26/2018

Bank		CITIZENS BUSINESS BANK					ONTARIO CA 917610000
Bank Key		122234149					
Acct number		CHECK		231167641			
Check							
Check number from to	Payment	Pmnt date	Crcy	Amount paid (FC)	Recipient/void reason code		Enca./void
223311	2200089555	03/22/2018	USD	269.55	STAFFING NETWORK LLC ITASCA IL		04/10/2018
223312	2200089518	03/22/2018	USD	610.00	STATE WATER RESOURCES CNTRL BOSACRAMENTO CA		03/28/2018
223313	2200089524	03/22/2018	USD	90.00	STATE WATER RESOURCES CNTRL BRSACRAMENTO CA		04/02/2018
223314	2200089570	03/22/2018	USD	380.04	STORETRIEVE LLC PASADENA CA		03/26/2018
223315	2200089515	03/22/2018	USD	3,650.06	SUNRISE COLLISION CENTER FONTANA CA		04/09/2018
223316	2200089542	03/22/2018	USD	545,414.72	SWRCH ACCOUNTING OFFICE SACRAMENTO CA		03/28/2018
223317	2200089561	03/22/2018	USD	379,895.00	SYNAGRO-WWT INC CHICAGO IL		03/28/2018
223318	2200089529	03/22/2018	USD	284.46	TELEDYNE INSTRUMENTS INC CHICAGO IL		03/26/2018
223319	2200089512	03/22/2018	USD	109.12	TELL STEEL INC LONG BEACH CA		03/29/2018
223320	2200089596	03/22/2018	USD	300.00	THORNTON, ERIC UPLAND CA		03/30/2018
223321	2200089530	03/22/2018	USD	63,041.48	TOM DODSON & ASSOCIATES SAN BERNARDINO CA		03/27/2018
223322	2200089562	03/22/2018	USD	1,933.75	TRIFEPI SMITH AND ASSOCIATES, IRVINE CA		04/03/2018
223323	2200089546	03/22/2018	USD	9,671.02	US BANK VOYAGER FLEET SYSTEMS KANSAS CITY MO		03/27/2018
223324	2200089569	03/22/2018	USD	359,993.70	VIRAMONTES EXPRESS INC CORONA CA		03/29/2018
223325	2200089538	03/22/2018	USD	69,485.64	W A RASIC CONSTRUCTION CO INC LONG BEACH CA		03/28/2018
223326	2200089520	03/22/2018	USD	606.14	WATER EDUCATION FOUNDATION SACRAMENTO CA		04/13/2018
223327	2200089510	03/22/2018	USD	7,472.71	WEST VALLEY MOSQUITO AND ONTARIO CA		03/26/2018
223328	2200089586	03/22/2018	USD	2,468.68	WESTERN DENTAL PLAN ORANGE CA		03/27/2018
223329	2200089590	03/22/2018	USD	25.00	WILCO LIFE INSURANCE COMPANY ATLANTA GA		03/30/2018
223330	2200089541	03/22/2018	USD	5,607.60	WINCHESTER SYSTEMS INC BILLERICA MA		03/28/2018
223331	2200089581	03/22/2018	USD	2,007.77	YLDEFONSO RODRIGUEZ JR LOS ANGELES CA		03/23/2018
223332	2200089602	03/22/2018	USD	82,426.60	JWC ENVIRONMENTAL LLC LOS ANGELES CA		03/26/2018
223333	2200089601	03/22/2018	USD	210.00	KIM'S MASTER AUTO REPAIR CHINO CA		03/27/2018
223334	2200089628	03/27/2018	USD	33,706.61	SO CALIF EDISON ROSEMEAD CA		03/29/2018
223335	2200089625	03/27/2018	USD	619.04	TRANE U S INC CHICAGO IL		04/02/2018
223336	2200089627	03/27/2018	USD	199.62	TRANSENE COMPANY INC DANVERS MA		04/04/2018
223337	2200089622	03/27/2018	USD	300.00	TRI STATE ENVIRONMENTAL SAN BERNARDINO CA		04/02/2018
223338	2200089624	03/27/2018	USD	780.00	U S HEALTHWORKS MEDICAL GROUP LOS ANGELES CA		03/30/2018
223339	2200089626	03/27/2018	USD	4,195.80	VANTAGE TECHNOLOGY CONSULTING EL SEGUNDO CA		04/02/2018
223340	2200089623	03/27/2018	USD	13,851.15	VERIZON WIRELESS DALLAS TX		04/03/2018
223341	2200089804	03/29/2018	USD	445.00	ADVANCED CHEMICAL TECHNOLOGY IRANCHO CUCAMONGA CA		04/04/2018
223342	2200089788	03/29/2018	USD	1,044.00	AEROTEK INC ATLANTA GA		04/02/2018
223343	2200089764	03/29/2018	USD	770.10	AIRGAS WEST INC PASADENA CA		04/02/2018
223344	2200089805	03/29/2018	USD	12,146.08	ALLIED UNIVERSAL SECURITY SERVPASADENA CA		04/02/2018
223345	2200089806	03/29/2018	USD	664.41	ALTA FOODCRAFT COFFEE LONG BEACH CA		04/03/2018
223346	2200089809	03/29/2018	USD	24.08	ASAP INDUSTRIAL SUPPLY FONTANA CA		04/04/2018
223347	2200089782	03/29/2018	USD	330.00	ASBCSD HESPERIA CA		
223348	2200089780	03/29/2018	USD	166.00	AUTOMATED GATE SERVICES INC CORONA CA		04/03/2018
223349	2200089840	03/29/2018	USD	183.34	BREIG, ANNA VICTORVILLE CA		04/03/2018
223350	2200089816	03/29/2018	USD	19,261.79	BRIGHTVIEW LANDSCAPE SERVICES PASADENA CA		04/02/2018
223351	2200089785	03/29/2018	USD	2,313.85	CALIFORNIA BOILER INC HUNTINGTON BEACH CA		04/02/2018
223352	2200089818	03/29/2018	USD	12,103.20	CALIFORNIA WATER TECHNOLOGIES, PASADENA CA		04/03/2018
223353	2200089756	03/29/2018	USD	4,243.02	CALTROL INC LOS ANGELES CA		04/02/2018
223354	2200089849	03/29/2018	USD	98.42	CARL H TAYLOR III CRYSTAL RIVER FL		04/03/2018

Bank		CBB	CITIZENS BUSINESS BANK		ONTARIO CA 917610000	
Bank Key		122234149				
Acct number		CHECK	231167641			
Check						
Check number from to	Payment	Pmnt date	Crcy	Amount paid (PC)	Recipient/void reason code	Enca./void
223355	2200089777	03/29/2018	USD	2,387.10	CAROLLO ENGINEERS INC SALT LAKE CITY UT	04/03/2018
223356	2200089789	03/29/2018	USD	855.00	GASC ENGINEERING AND CONSULTINCOLTON CA	04/06/2018
223357	2200089768	03/29/2018	USD	39,816.04	CDM SMITH INC LOS ANGELES CA	04/02/2018
223358	2200089772	03/29/2018	USD	1,800.00	CHINO BASIN WATER CONSERVATIONMONICLAIR CA	04/06/2018
223359	2200089776	03/29/2018	USD	204.00	CHINO CREEK TOASTMASTER CLUB CHINO HILLS CA	
223360	2200089800	03/29/2018	USD	3,137.31	CINTAS CORPORATION LOC#150 PHOENIX AZ	04/13/2018
223361	2200089786	03/29/2018	USD	972.18	CINTAS FIRST AID & SAFETY LOCCINCINNATI OH	04/05/2018
223362	2200089757	03/29/2018	USD	444.84	CITY RENTALS INC ONTARIO CA	04/06/2018
223363	2200089819	03/29/2018	USD	43,898.12	CIVILTEC ENGINEERING, INC. MONROVIA CA	04/04/2018
223364	2200089725	03/29/2018	USD	496.01	COMMERCIAL DOOR CO POMONA CA	04/06/2018
223365	2200089801	03/29/2018	USD	475.00	CRB SECURITY SOLUTIONS WESTMINSTER CA	04/03/2018
223366	2200089830	03/29/2018	USD	11,020.00	CSI SERVICES INC SANTA CLARITA CA	04/05/2018
223367	2200089808	03/29/2018	USD	4,370.00	DAVID WHEELER'S PEST CONTROL, NORCO CA	04/05/2018
223368	2200089793	03/29/2018	USD	1,270.25	DELL SERVICE SALES OAKLAND CA	04/02/2018
223369	2200089831	03/29/2018	USD	10,776.73	DORGAN LEGAL SERVICES LLP PASADENA CA	
223370	2200089810	03/29/2018	USD	8,500.00	E R BLOCK PLUMBING INC RIVERSIDE CA	04/03/2018
223371	2200089825	03/29/2018	USD	7,050.00	ECOTECH SERVICES INC MONROVIA CA	04/04/2018
223372	2200089827	03/29/2018	USD	164,405.00	ELECTRIC SERVICE & SUPPLY PASADENA CA	04/03/2018
223373	2200089812	03/29/2018	USD	1,550.00	EPI-USE AMERICA INC ATLANTA GA	04/06/2018
223374	2200089824	03/29/2018	USD	300.28	FIREHAWK FIRE & SAFETY SAN DEIGO CA	04/03/2018
223375	2200089758	03/29/2018	USD	1,195.90	FISHER SCIENTIFIC LOS ANGELES CA	04/02/2018
223376	2200089847	03/29/2018	USD	642.29	FRANCHISE TAX BOARD SACRAMENTO CA	04/09/2018
223377	2200089856	03/29/2018	USD	139.40	GIKERI, JOSEPH CHINO HILLS CA	04/02/2018
223378	2200089826	03/29/2018	USD	3,825.00	GILLIS + PANICHAPAN ARCHITECTSCOSTA MESA CA	04/04/2018
223379	2200089792	03/29/2018	USD	270.00	GOLDEN STATE LABOR COMPLIANCE PALMDALE CA	04/05/2018
223380	2200089767	03/29/2018	USD	3,974.95	GRAINGER PALATINE IL	04/03/2018
223381	2200089791	03/29/2018	USD	4,228.28	HACH COMPANY CHICAGO IL	04/02/2018
223382	2200089843	03/29/2018	USD	499.68	HOBBS, DIANA APPLE VALLEY CA	04/03/2018
223383	2200089760	03/29/2018	USD	920.26	HOME DEPOT CREDIT SERVICES PHOENIX AZ	04/05/2018
223384	2200089759	03/29/2018	USD	26.01	HOME DEPOT CREDIT SERVICES DES MOINES IA	04/05/2018
223385	2200089841	03/29/2018	USD	499.68	HORNE, WILLIAM YUCCA VALLEY CA	04/03/2018
223386	2200089844	03/29/2018	USD	41.00	INLAND EMPIRE UNITED WAY RANCHO CUCAMONGA CA	04/04/2018
223387	2200089803	03/29/2018	USD	1,150.00	JB'S POOLS & PONDS INC UPLAND CA	04/03/2018
223388	2200089811	03/29/2018	USD	350.00	KIM'S MASTER AUTO REPAIR CHINO CA	04/03/2018
223389	2200089774	03/29/2018	USD	290.93	KONICA MINOLTA PASADENA CA	04/03/2018
223390	2200089820	03/29/2018	USD	245.00	LITTLE SISTER'S TRUCK WASH, INBONSALL CA	04/09/2018
223391	2200089850	03/29/2018	USD	192.00	MARIA FRESQUEZ N LAS VEGAS NV	
223392	2200089814	03/29/2018	USD	6,524.00	MICROAGE PHOENIX AZ	04/03/2018
223393	2200089779	03/29/2018	USD	1,118.98	MIDPOINT BEARING ONTARIO CA	04/02/2018
223394	2200089842	03/29/2018	USD	826.04	MILLER, ELMER L BLUE JAY CA	04/05/2018
223395	2200089769	03/29/2018	USD	46,855.57	MISCO WATER FOOTHILL RANCH CA	04/02/2018
223396	2200089857	03/29/2018	USD	185.57	MORGAN-FERALES, LISA CHINO HILLS CA	04/03/2018
223397	2200089771	03/29/2018	USD	170.69	MOTION INDUSTRIES INC LOS ANGELES CA	04/02/2018
223398	2200089799	03/29/2018	USD	68.00	NATIONAL CONSTRUCTION RENTALS PACOIMA CA	04/04/2018

Bank	CBB	CITIZENS BUSINESS BANK	ONTARIO CA 917610000
Bank Key	122234149		
Acct number	CHECK	231167641	

Check						
Check number from to	Payment	Pmnt date	Crcy	Amount paid (FC)	Recipient/void reason code	Enca./void
223399	2200089854	03/29/2018	USD	40.00	PANTAYATIWONG, KANES CHINO HILLS CA	04/03/2018
223400	2200089848	03/29/2018	USD	105.00	PATRICK W HUNTER PHELAN CA	04/02/2018
223401	2200089766	03/29/2018	USD	243.29	PETTY CASH EXPENDITURES CHINO CA	04/09/2018
223402	2200089853	03/29/2018	USD	8.00	PROCTOR, CRAIG CHINO HILLS CA	
223403	2200089822	03/29/2018	USD	347.04	PROGROUP IRVINE CA	04/02/2018
223404	2200089852	03/29/2018	USD	79.62	REED, RANDALL J CHINO HILLS CA	04/09/2018
223405	2200089783	03/29/2018	USD	1,391.00	SAN BERNARDINO COUNTY SAN BERNARDINO CA	04/03/2018
223406	2200089802	03/29/2018	USD	25.00	SCPMA-HR DIAMOND BAR CA	04/12/2018
223407	2200089851	03/29/2018	USD	50.69	SKINNER, JOHN CHINO HILLS CA	
223408	2200089836	03/29/2018	USD	542.55	SO CALIF EDISON ROSEMEAD CA	04/03/2018
223409	2200089837	03/29/2018	USD	574.74	SO CALIF GAS MONTEREY PARK CA	04/04/2018
223410	2200089761	03/29/2018	USD	2,570.00	SOUTHWEST ALARM SERVICE UPLAND CA	04/04/2018
223411	2200089858	03/29/2018	USD	175.62	SPEARS, CARINA CHINO HILLS CA	04/10/2018
223412	2200089813	03/29/2018	USD	1,195.90	STAFFING NETWORK LLC CAROL STREAM IL	04/03/2018
223413	2200089817	03/29/2018	USD	20,152.00	STATEWIDE TRAFFIC SAFETY AND SLOS ANGELES CA	04/02/2018
223414	2200089798	03/29/2018	USD	4,073.00	THE AUSTIN COMPANY CLEVELAND OH	04/03/2018
223415	2200089835	03/29/2018	USD	10,412.60	THE READY STORE DRAPER UT	04/04/2018
223416	2200089823	03/29/2018	USD	110.00	THE SHREDDERS LOS ANGELES CA	04/12/2018
223417	2200089787	03/29/2018	USD	2,497.00	U S HEALTHWORKS MEDICAL GROUP LOS ANGELES CA	04/02/2018
223418	2200089781	03/29/2018	USD	149.78	U S HOSE INC ONTARIO CA	04/03/2018
223419	2200089762	03/29/2018	USD	808.70	UNDERGROUND SERVICE ALERT/SC CORONA CA	04/10/2018
223420	2200089796	03/29/2018	USD	641.12	URIMAGE BLOOMINGTON CA	04/03/2018
223421	2200089845	03/29/2018	USD	243.33	US DEPARTMENT OF EDUCATION ATLANTA GA	04/05/2018
223422	2200089815	03/29/2018	USD	10,635.00	UTILIQUEST LLC ATLANTA GA	04/02/2018
223423	2200089833	03/29/2018	USD	1,874.21	VARIABLE SPEED SOLUTIONS INC HUNTINGTON BEACH CA	04/05/2018
223424	2200089763	03/29/2018	USD	173.96	VISTA PAINT CORP FULLERTON CA	04/03/2018
223425	2200089773	03/29/2018	USD	603.00	WESTERN ANALYTICAL LABORATORIECHINO CA	04/06/2018
223426	2200089795	03/29/2018	USD	626.98	WORLDWIDE EXPRESS ALBANY NY	04/03/2018
223427	2200089770	03/29/2018	USD	544.67	YALE CHASE EQUIPMENT AND SERVILOS ANGELES CA	04/02/2018
223428	2200089794	03/29/2018	USD	1,020.58	YORK EMPLOYMENT SERVICES, INC SAN FRANCISCO CA	04/02/2018
223429	2200089855	03/29/2018	USD	174.10	ZIEGENBEIN, JEFF CHINO HILLS CA	
* Payment method Check			USD	7,305,728.37		

Inland Empire Util.Agency  
 Chino, CA  
 Company code 1000

Check Register

04/16/2018 / 12:21:26  
 User: FJACKSON  
 Page: 12

Bank	CBB	CITIZENS BUSINESS BANK		ONTARIO CA 917610000		
Bank Key	122234149					
Acct number	CHECK	231157641				
Separate Check						
Check number from to	Payment	Pmnt date	Crcy	Amount paid (FC)	Recipient/void reason code	Enca./void
223142	2200085244	03/08/2018	USD	371.30	CUCAMONGA VALLEY WATER DISTRICTRANCHO CUCAMONGA CA	03/22/2018
223430	2200085784	03/29/2018	USD	1,391.00	SAN BERNARDINO COUNTY SAN BERNARDINO CA	04/03/2018
* Payment method Separate Check			USD	1,762.30		



Check number from to	Payment	fmnt date	Crcy	Amount paid (FC)	Recipient/void reason code	Enca./void
**			USD	7,307,490.67		

## Attachment 2B

# Workers' Comp Checks

Bank	CBB	CITIZENS BUSINESS BANK	ONTARIO CA	917610000
Bank Key	122234149			
Acct number	WCOMP	231159290		

Checks created manually						
Check number from to	Payment	Pmnt date	Crcy	Amount paid (FC)	Recipient/void reason code	Enca./void
04902	2200089355	03/07/2018	USD	303.56	YORK RISK SERVICES GROUP INC RANCHO CUCAMONGA CA	03/12/2018
04903	2200089356	03/07/2018	USD	237.08	YORK RISK SERVICES GROUP INC RANCHO CUCAMONGA CA	03/20/2018
04904	2200089357	03/07/2018	USD	148.84	YORK RISK SERVICES GROUP INC RANCHO CUCAMONGA CA	03/12/2018
04905	2200089358	03/07/2018	USD	260.82	YORK RISK SERVICES GROUP INC RANCHO CUCAMONGA CA	03/20/2018
04906	2200089359	03/07/2018	USD	114.82	YORK RISK SERVICES GROUP INC RANCHO CUCAMONGA CA	03/12/2018
04907	2200089360	03/07/2018	USD	372.01	YORK RISK SERVICES GROUP INC RANCHO CUCAMONGA CA	03/12/2018
04908	2200089597	03/14/2018	USD	324.10	YORK RISK SERVICES GROUP INC RANCHO CUCAMONGA CA	03/20/2018
04909	2200089598	03/14/2018	USD	199.80	YORK RISK SERVICES GROUP INC RANCHO CUCAMONGA CA	03/20/2018
04910	2200089599	03/14/2018	USD	93.29	YORK RISK SERVICES GROUP INC RANCHO CUCAMONGA CA	03/19/2018
04911	2200089600	03/14/2018	USD	114.82	YORK RISK SERVICES GROUP INC RANCHO CUCAMONGA CA	03/22/2018
04912	2200089608	03/21/2018	USD	5,500.00	YORK RISK SERVICES GROUP INC RANCHO CUCAMONGA CA	03/23/2018
04913	2200089609	03/21/2018	USD	130.32	YORK RISK SERVICES GROUP INC RANCHO CUCAMONGA CA	03/28/2018
04914	2200089610	03/21/2018	USD	138.48	YORK RISK SERVICES GROUP INC RANCHO CUCAMONGA CA	03/28/2018
04915	2200089611	03/21/2018	USD	138.48	YORK RISK SERVICES GROUP INC RANCHO CUCAMONGA CA	03/28/2018
04916	2200089612	03/21/2018	USD	138.48	YORK RISK SERVICES GROUP INC RANCHO CUCAMONGA CA	03/28/2018
04917	2200089613	03/21/2018	USD	8.05	YORK RISK SERVICES GROUP INC RANCHO CUCAMONGA CA	03/29/2018
04918	2200089614	03/21/2018	USD	251.41	YORK RISK SERVICES GROUP INC RANCHO CUCAMONGA CA	03/26/2018
04919	2200089615	03/21/2018	USD	127.52	YORK RISK SERVICES GROUP INC RANCHO CUCAMONGA CA	03/27/2018
04920	2200089616	03/21/2018	USD	83.38	YORK RISK SERVICES GROUP INC RANCHO CUCAMONGA CA	03/27/2018
04921	2200089617	03/21/2018	USD	35.00	YORK RISK SERVICES GROUP INC RANCHO CUCAMONGA CA	03/27/2018
04922	2200089618	03/21/2018	USD	8.80	YORK RISK SERVICES GROUP INC RANCHO CUCAMONGA CA	03/27/2018
04923	2200089619	03/21/2018	USD	26.26	YORK RISK SERVICES GROUP INC RANCHO CUCAMONGA CA	03/27/2018
04924	2200089620	03/21/2018	USD	3.23	YORK RISK SERVICES GROUP INC RANCHO CUCAMONGA CA	03/27/2018
04925	2200089621	03/21/2018	USD	580.00	YORK RISK SERVICES GROUP INC RANCHO CUCAMONGA CA	03/26/2018
04926	2200089866	03/28/2018	USD	344.81	YORK RISK SERVICES GROUP INC RANCHO CUCAMONGA CA	
04927	2200089867	03/28/2018	USD	11.80	YORK RISK SERVICES GROUP INC RANCHO CUCAMONGA CA	
* Payment method Checks created manually			USD	9,695.16		

# Attachment 2C

## Vendor ACHs

Check	Payee / Description	Amount
ACH	UNIVAR USA INC	
	CCWRP-12,083 Lbs Sodium Bisulfite LA609841	2,609.04
	TP1-12,691 Lbs Sodium Bisulfite LA609730	2,740.30
	TP1-12,801 Lbs Sodium Bisulfite LA610086	2,764.17
	RP5-12,806 Lbs Sodium Bisulfite LA612032	2,765.25
	TP1-12,490 Lbs Sodium Bisulfite LA611649	2,696.91
	UNIVAR USA INC \$	13,575.67
ACH	MCMASTER-CARR SUPPLY CO	
	11 V-Belts 56667276	81.63
	Threaded Rod, Hex Nut 56642752	222.09
	Ratcheting Combination Wrenches 56537744	613.31
	Tote Boxes 57170839	672.33
	Scrub Brush, Hose Couplings 57150051	315.74
	Epoxy, Steel Stud Anchors 57132263	180.96
	MCMASTER-CARR SUPPLY CO \$	2,086.06
ACH	OLIN CORP	
	CCWRP-3,044 Gals Sodium Hypochlorite 2443386	1,795.96
	RP4-2,018 Gals Sodium Hypochlorite 2445977	1,190.62
	RP4-2,032 Gals Sodium Hypochlorite 2449519	1,198.88
	CCWRP-3,014 Gals Sodium Hypochlorite 2455234	1,778.26
	RP4-1,998 Gals Sodium Hypochlorite 2455863	1,178.82
	OLIN CORP \$	7,142.54
ACH	ARCADIS U.S., INC.	
	WR18028-12/2017 Professional Services 0886706	53,215.87
	ARCADIS U.S., INC. \$	53,215.87
ACH	WEST COAST ADVISORS	
	1/18 Prof Svcs 10964	9,800.00
	2/18 Prof Svcs 10990	9,800.00
	WEST COAST ADVISORS \$	19,600.00
ACH	U S BANK - PAYMENT PLUS	
	105213 BAVCO 2200088880	246.55
	100150 HARRINGTON INDUSTRIAL PLASTICS LL 2200088344	3,863.75
	100319 MISSION REPROGRAPHICS 2200088345	3,140.76
	104896 WESTERN WATER WORKS SUPPLY CO 2200088346	1,290.74
	101706 CALOLYMPIC SAFETY 2200088712	145.42
	101945 FLORENCE FILTER CORP 2200088713	3,635.73
	100150 HARRINGTON INDUSTRIAL PLASTICS LL 2200088843	569.82
	107443 COMMUNICATIONS USA INC. 2200088844	43,170.04
	100150 HARRINGTON INDUSTRIAL PLASTICS LL 2200088876	2,435.72
	101706 CALOLYMPIC SAFETY 2200088878	320.65
	U S BANK - PAYMENT PLUS \$	58,819.18
ACH	CHEMTRADE CHEMICALS US LLC	
	RP1-10.057 Tons Aluminum Sulfate 92251563	3,268.53
	CHEMTRADE CHEMICALS US LLC \$	3,268.53

Check	Payee / Description	Amount
ACH	AMAZON BUSINESS	
	8 Wireless Mobile Mouse 1KV4-LK4K-79V	79.92
	Operational Excellence Book 1RXL-XTGT-W64	49.78
	Newmar Charger 1T3G-Q9QP-9WC	834.99
	1 Underdesk Pencil Drawer 1T91-NCJG-1KM	329.95
	2000 Feet White Stranded Wire 1WF7-X3XV-CQ9	386.25
	Extec Conductivity Kit, Conductivity Cell 14TY-X41M-XQ7	411.75
	2 500W Flood Lights 1LL3-RPF4-LJ1	83.98
	2 500W Flood Lights 1LW3-YD6G-LGJ	83.98
	3 iPhone Cases 1NYL-M1GF-N7D	49.62
	110 Lanyards, 100 Name Badge Holders 1RF3-3973-K49	33.84
	12 The Sludge Judge 1NKH-WTVX-GRM	1,253.99
	AMAZON BUSINESS \$	3,598.05
ACH	AMERICAN OFFICE PROFESSIONALS	
	3 87X Toner Cartridges 1502	334.09
	AMERICAN OFFICE PROFESSIONALS \$	334.09
ACH	SHELL ENERGY NORTH AMERICA LP	
	CCWRP/TP/RWP-1/1-1/31 14950 Tlphn 10/1-1 2046 1/18	42,993.90
	RP1-1/1-1/31 2450 Phila St 10/1-10/31 Ad 2042 1/18	102,240.81
	SHELL ENERGY NORTH AMERICA LP \$	145,234.71
ACH	FOUNDATION HA ENERGY GENERATIO	
	RP4/RWPS-1/1-1/31 12811 6th St-Wind Powe 2262	2,165.85
	FOUNDATION HA ENERGY GENERATIO \$	2,165.85
ACH	IEUA EMPLOYEES' ASSOCIATION	
	P/R 5 3/2 Employee Ded HR 0066300	210.00
	IEUA EMPLOYEES' ASSOCIATION \$	210.00
ACH	IEUA SUPERVISORS UNION ASSOCIA	
	P/R 5 3/2 Employee Ded HR 0066300	330.00
	IEUA SUPERVISORS UNION ASSOCIA \$	330.00
ACH	IEUA GENERAL EMPLOYEES ASSOCIA	
	P/R 5 3/2 Employee Ded HR 0066300	1,131.60
	IEUA GENERAL EMPLOYEES ASSOCIA \$	1,131.60
ACH	IEUA PROFESSIONAL EMPLOYEES AS	
	P/R 5 3/2 Employee Ded HR 0066300	490.00
	IEUA PROFESSIONAL EMPLOYEES AS \$	490.00
ACH	DISCOVERY BENEFITS INC	
	P/R 5 3/2 Cafeteria Plan HR 0066300	3,508.10
	DISCOVERY BENEFITS INC \$	3,508.10
ACH	STONE, SHAUN	
	Stone, S-ExpRpt-9/29-10/5/17 WEFTEC 9/29/17 WEFTE	591.84

Check	Payee / Description	Amount
	STONE, SHAUN	\$ 591.84
ACH	AQUA BEN CORPORATION	
	RP1-23,000 Lbs Hydrofloc 750A 36912	31,639.82
	DAFT-9,200 Lbs Hydrofloc 748E 36911	8,326.92
	AQUA BEN CORPORATION	\$ 39,966.74
ACH	NAPA GENUINE PARTS COMPANY	
	6 Napagold Air Filters 4584-246056	117.08
	RCA-Multi Purpose Cleaner, Degreaser 3973-893261	240.15
	Air Filters, Oil Filters, Fuel Filters, Oil 4584-246117	978.75
	NAPA GENUINE PARTS COMPANY	\$ 1,335.98
ACH	SANTA ANA WATERSHED	
	Chemicals Inc, Kaiser Foundation Permit F CR0223	500.00
	January 2018 Truck Discharge 9222	1,345.36
	Grapeland Peaker Generating Permit Fees 9231	250.00
	SANTA ANA WATERSHED	\$ 1,095.36
ACH	INGERSOLL RAND COMPANY	
	RP4RW-Valve Kits f/Recip Compressor 24289167	612.05
	INGERSOLL RAND COMPANY	\$ 612.05
ACH	MCMASTER-CARR SUPPLY CO	
	4 Steel Grab Hook 57703392	92.47
	Enclosures, Cable, Conduit, Circuit Breaker 57520574	1,496.08
	Freight Charges for Invoice 53986185 54082842	180.87
	MCMASTER-CARR SUPPLY CO	\$ 1,769.42
ACH	LA OPINION	
	PI-Water Conservation Ads-1/10/18 107290118	1,100.00
	LA OPINION	\$ 1,100.00
ACH	SUNGARD AVAILABILITY SERVICES	
	2/18 Disaster Recovery Svc 152674577	4,152.00
	SUNGARD AVAILABILITY SERVICES	\$ 4,152.00
ACH	GK & ASSOCIATES INC	
	46-2054-1/18 Prof Svcs 18-004	12,922.00
	46-2054-1/18 Prof Svcs 18-001	21,472.00
	46-2054-1/18 Prof Svcs 18-003	21,838.00
	46-2054-1/18 Prof Svcs 18-002	16,016.00
	GK & ASSOCIATES INC	\$ 72,248.00
ACH	CHEMTRADE CHEMICALS US LLC	
	RP1-10.414 Tons Aluminim Sulfate 92301955	3,384.55
	CHEMTRADE CHEMICALS US LLC	\$ 3,384.55
ACH	AMAZON BUSINESS	
	10 Heavy Duty Power Cords 1CQ7-9R4J-33J	243.90

Check	Payee / Description	Amount
	2 Pick Roller Sets of 2 Rollers 2 Workstations, 2 Microwave Ovens	12DH-FPLR-3VM 95.80 1TV4-6GXV-49V 499.00
	AMAZON BUSINESS	\$ 838.70
ACH	AMERICAN OFFICE PROFESSIONALS 4 Toner Cartridges Service HP M651 s/n JPCCG9407R	1519 441.78 1496 89.95
	AMERICAN OFFICE PROFESSIONALS	\$ 531.73
ACH	SOLAR STAR CALIFORNIA V LLC RP1-1/1-1/31 2450 Phila St RP1-1/1-1/31 2450 Phila St RP5/TP5/HQA/B-1/1-1/31 6075 Kimball Ave CCWRP/TP/RWPS-1/1-1/31 14950 Telephone A	M0615-1622037 12,653.36 M0616-1622038 2,320.38 M0614-1622036 11,084.46 M0613-1622035 5,486.56
	SOLAR STAR CALIFORNIA V LLC	\$ 31,544.76
ACH	IEUA EMPLOYEES' ASSOCIATION P/R DIR 3 3/9 Employee Ded	HR 0066400 12.00
	IEUA EMPLOYEES' ASSOCIATION	\$ 12.00
ACH	PREFERRED BENEFIT INSURANCE 2/18 Agency Dental Plan	EIA23507 17,616.70
	PREFERRED BENEFIT INSURANCE	\$ 17,616.70
ACH	DISCOVERY BENEFITS INC January 2018 Admin Fees	0000842571-IN 194.75
	DISCOVERY BENEFITS INC	\$ 194.75
ACH	VALENCIA, CHRISTINA Valencia,C-ExpRpt-2/22/18 CSMFO Conf	2/22/18 CSMFO 16.00
	VALENCIA, CHRISTINA	\$ 16.00
ACH	ELIE, STEVE MlgReim-2/18 Meetings-Elie,S Elie,S-ExpRpt-2/7-2/9/18 Urban Wtr Conf	MLG 2/18 65.84 2/4/18 URBAN 85.56
	ELIE, STEVE	\$ 151.40
ACH	HALL, JASMIN MlgReim-2/18 Meetings-Hall,J Hall,J-ExpRpt-2/25-2/28/18 CASA Conf	MLG 2/18 109.00 2/25/18 CASA 1,202.63
	HALL, JASMIN	\$ 1,311.63
ACH	PARKER, KATI MlgReim-2/18 Meetings-Parker,K	MLG 2/18 92.16
	PARKER, KATI	\$ 92.16
ACH	RAZAK, HALLA Reim-2/13/18 Dinner Meeting with Ed Mean	2/13/18 DINNE 42.00



Check	Payee / Description	Amount
	RAZAK, HALLA	\$ 42.00
ACH	SCHNEIDER ELECTRIC SYSTEMS INC	
	pH Sensors 93706204	1,154.12
	FDSI Modules,Block License,Ethernet/IP D 93705303	9,165.07
	FBM Input Module 93695616	1,533.04
	SCHNEIDER ELECTRIC SYSTEMS INC\$	11,852.23
ACH	TRICO CORPORATION	
	Lubrication Mgmt Trng,ICML Certification 145505	550.00
	Lubrication Mgmt Trng,ICML Certification 144654	14,250.00
	TRICO CORPORATION	\$ 14,800.00
ACH	ICMA RETIREMENT TRUST 457	
	P/R 8 3/16 Deferred Comp Ded HR 0066500	19,120.80
	ICMA RETIREMENT TRUST 457	\$ 19,120.80
ACH	LINCOLN NATIONAL LIFE INS CO	
	P/R 8 3/16 Deferred Comp Ded HR 0066500	18,467.50
	LINCOLN NATIONAL LIFE INS CO	\$ 18,467.50
ACH	ICMA RETIREMENT TRUST 401	
	P/R 8 3/16 Exec Deferred Comp HR 0066500	7,465.88
	ICMA RETIREMENT TRUST 401	\$ 7,465.88
ACH	SANTA ANA WATERSHED	
	January 2018 Service 9228	120,848.85
	SANTA ANA WATERSHED	\$ 120,848.85
ACH	INGERSOLL RAND COMPANY	
	TP4Mnt-Elements,Belts,Oil Filters,Air Fi 24315137	589.80
	INGERSOLL RAND COMPANY	\$ 589.80
ACH	MCMASTER-CARR SUPPLY CO	
	Fittings,Nipples 57977831	17.90
	Clamps,Carabiner,Oval Link,Eyebolt 58512361	315.97
	MCMASTER-CARR SUPPLY CO	\$ 333.87
ACH	ALFA LAVAL INC	
	7 Filter Elements 278008437	1,690.57
	ALFA LAVAL INC	\$ 1,690.57
ACH	GILLTRADING.COM INC	
	EP18003-Spray Apparatus,Submerged Artic GTC18012301	16,982.62
	GILLTRADING.COM INC	\$ 16,982.62
ACH	SCHNEIDER ELECTRIC SYSTEMS INC	
	2/14/18-5/13/18 IA/DCS Tech Support Svc 93715566	19,259.76
	pH Sensors 93713207	1,154.12

Check	Payee / Description	Amount
	SCHNEIDER ELECTRIC SYSTEMS INC\$	20,413.88
ACH	SUNGARD AVAILABILITY SERVICES 3/18 Disaster Recovery Svc 152676768	4,152.00
	SUNGARD AVAILABILITY SERVICES \$	4,152.00
ACH	AMAZON BUSINESS 6 Car Chargers 13DH-FPLR-6XX 44.94 Varidesk, Floor Mat 1HDH-HTFW-QC7 598.01 100 Clear Binding Covers 1QRL-WTTL-QDN 29.42 Water Resource Recovery Facilities Manua 16V4-GRWX-F9X 313.44 100 Black Binding Covers 1CQ7-9R4J-777 80.43 1 Outdoor Convex Security Mirror 1QRL-WTTL-LLW 349.75	
	AMAZON BUSINESS \$	1,415.99
ACH	CHARITY IT LLC Cisco Security Firewall, SMARTnet Service INLAND020718-	10,451.75
	CHARITY IT LLC \$	10,451.75
ACH	IEUA EMPLOYEES' ASSOCIATION P/R 6 3/16 Employee Ded HR 0066500	204.00
	IEUA EMPLOYEES' ASSOCIATION \$	204.00
ACH	IEUA SUPERVISORS UNION ASSOCIA P/R 6 3/16 Employee Ded HR 0066500	330.00
	IEUA SUPERVISORS UNION ASSOCIAS \$	330.00
ACH	IEUA GENERAL EMPLOYEES ASSOCIA P/R 6 3/16 Employee Ded HR 0066500	1,119.10
	IEUA GENERAL EMPLOYEES ASSOCIAS \$	1,119.10
ACH	IEUA PROFESSIONAL EMPLOYEES AS P/R 6 3/16 Employee Ded HR 0066500	470.00
	IEUA PROFESSIONAL EMPLOYEES ASS \$	470.00
ACH	DISCOVERY BENEFITS INC P/R 6 3/16 Cafeteria Plan HR 0066500	3,477.27
	DISCOVERY BENEFITS INC \$	3,477.27
ACH	AQUA BEN CORPORATION RP1-23,000 Lbs Hydrofloc 750A 36928 31,639.82 DAFT-9,200 Lbs Hydrofloc 748E 36980 8,326.92 RP2-23,000 Lbs Polymer 748E 36955 20,817.30 RP1-13,800 Lbs Hydrofloc 750A 36981 18,983.89	
	AQUA BEN CORPORATION \$	79,767.93
ACH	NAPA GENUINE PARTS COMPANY Battery, Solar Charger, Accessories 4584-247267 229.02 Heavy Duty Antifreeze 4584-247083 43.06	



Check Payee / Description Amount

ACH	PREFERRED BENEFIT INSURANCE 3/18 Agency Dental Plan	EIA23794	17,489.40
	PREFERRED BENEFIT INSURANCE	\$	17,489.40
ACH	DISCOVERY BENEFITS INC February 2018 Admin Fees	0000852925-IN	194.75
	DISCOVERY BENEFITS INC	\$	194.75
ACH	Inland Empire Reg. Composting 1/18 L&B Expenses	SAP0118-IEUAL	248.47
	Inland Empire Reg. Composting	\$	248.47
ACH	OLIN CORP		
	CCWRP-3,018 Gals Sodium Hypochlorite	2458698	1,780.62
	TP1-4,898 Gals Sodium Hypochlorite	2463831	2,889.82
	TP1-4,514 Gals Sodium Hypochlorite	2464307	2,663.26
	RP4-1,972 Gals Sodium Hypochlorite	2465382	1,163.48
	TP1-4,766 Gals Sodium Hypochlorite	2465383	2,811.94
	RP4-1,996 Gals Sodium Hypochlorite	2465384	1,177.64
	CCWRP-3,004 Gals Sodium Hypochlorite	2464893	1,772.36
	TP1-4,908 Gals Sodium Hypochlorite	2465385	2,895.72
	RP5-4,952 Gals Sodium Hypochlorite	2465386	2,921.68
	RP4-2,004 Gals Sodium Hypochlorite	2461355	1,182.36
	TP1-4,614 Gals Sodium Hypochlorite	2461354	2,722.26
	TP1-4,908 Gals Sodium Hypochlorite	2460968	2,895.72
	RP4-2,001 Gals Sodium Hypochlorite	2460967	1,180.59
	CCWRP-3,012 Gals Sodium Hypochlorite	2460695	1,777.08
	TP1-4,990 Gals Sodium Hypochlorite	2460696	2,944.10
	RP1-4,904 Gals Sodium Hypochlorite	2465994	2,893.36
	RP4-2,004 Gals Sodium Hypochlorite	2465995	1,182.36
	TP1-4,934 Gals Sodium Hypochlorite	2466577	2,911.06
	RP4-1,996 Gals Sodium Hypochlorite	2460049	1,177.64
	RP5-4,960 Gals Sodium Hypochlorite	2459347	2,926.40
	TP1-4,938 Gals Sodium Hypochlorite	2459346	2,913.42
	CCWRP-4,902 Gals Sodium Hypochlorite	2466578	2,892.18
	RP4-1,986 Gals Sodium Hypochlorite	2458699	1,171.74
	RP4-2,008 Gals Sodium Hypochlorite	2466960	1,184.72
	TP1-4,706 Gals Sodium Hypochlorite	2466961	2,776.54
	TP1-4,958 Gals Sodium Hypochlorite	2467418	2,925.22
	RP4-2,006 Gals Sodium Hypochlorite	2467419	1,183.54
	CCWRP-3,010 Gals Sodium Hypochlorite	2468117	1,775.90
	TP1-4,982 Gals Sodium Hypochlorite	2468660	2,939.38
	RP5-4,868 Gals Sodium Hypochlorite	2468661	2,872.12
	TP1-4,952 Gals Sodium Hypochlorite	2469951	2,921.68
	RP4-2,006 Gals Sodium Hypochlorite	2469953	1,183.54
	TP1-4,736 Gals Sodium Hypochlorite	2469954	2,794.24
	CCWRP-3,004 Gals Sodium Hypochlorite	2469952	1,772.36
	RP5-4,602 Gals Sodium Hypochlorite	2469955	2,715.18
	TP1-4,936 Gals Sodium Hypochlorite	2470332	2,912.24
	RP4-1,992 Gals Sodium Hypochlorite	2470490	1,175.28
	TP1-4,918 Gals Sodium Hypochlorite	2470491	2,901.62
	TP1-4,826 Gals Sodium Hypochlorite	2470837	2,847.34
	RP5-4,902 Gals Sodium Hypochlorite	2461356	2,892.18
	CCWRP-3,004 Gals Sodium Hypochlorite	2461850	1,772.36
	RP4-1,998 Gals Sodium Hypochlorite	2462460	1,178.82

Check	Payee / Description	Amount
	TP1-4,914 Gals Sodium Hypochlorite	2462461 2,899.26
	RP5-4,978 Gals Sodium Hypochlorite	2462462 2,937.02
	CCWRP-4,568 Gals Sodium Hypochlorite	2463476 2,695.12
	OLIN CORP	\$ 102,102.45
ACH	ESTRADA, JIMMIE J Reim Monthly Health Prem	HEALTH PREM 499.68
	ESTRADA, JIMMIE J	\$ 499.68
ACH	LICHTI, ALICE Reim Monthly Health Prem	HEALTH PREM 183.34
	LICHTI, ALICE	\$ 183.34
ACH	MORASSE, EDNA Reim Monthly Health Prem	HEALTH PREM 183.34
	MORASSE, EDNA	\$ 183.34
ACH	NOWAK, THEO T Reim Monthly Health Prem	HEALTH PREM 499.68
	NOWAK, THEO T	\$ 499.68
ACH	SONNENBURG, ILSE Reim Monthly Health Prem	HEALTH PREM 183.34
	SONNENBURG, ILSE	\$ 183.34
ACH	DYKSTRA, BETTY Reim Monthly Health Prem	HEALTH PREM 183.34
	DYKSTRA, BETTY	\$ 183.34
ACH	TORRES, ROBERT G Reim Monthly Health Prem	HEALTH PREM 183.34
	TORRES, ROBERT G	\$ 183.34
ACH	MUELLER, CAROLYN Reim Monthly Health Prem	HEALTH PREM 183.34
	MUELLER, CAROLYN	\$ 183.34
ACH	GRIFFIN, GEORGE Reim Monthly Health Prem	HEALTH PREM 183.34
	GRIFFIN, GEORGE	\$ 183.34
ACH	CANADA, ANGELA Reim Monthly Health Prem	HEALTH PREM 183.34
	CANADA, ANGELA	\$ 183.34
ACH	CUPERSMITH, LEIZAR Reim Monthly Health Prem	HEALTH PREM 183.34

Check	Payee / Description	Amount
	CUPERSMITH, LEIZAR \$	183.34
ACH	DELGADO-ORAMAS JR, JOSE Reim Monthly Health Prem HEALTH PREM	316.34
	DELGADO-ORAMAS JR, JOSE \$	316.34
ACH	GRANGER, BRANDON Reim Monthly Health Prem HEALTH PREM	158.17
	GRANGER, BRANDON \$	158.17
ACH	GADDY, CHARLES L Reim Monthly Health Prem HEALTH PREM	158.17
	GADDY, CHARLES L \$	158.17
ACH	BAKER, CHRIS Reim Monthly Health Prem HEALTH PREM	25.17
	BAKER, CHRIS \$	25.17
ACH	WEBB, DANNY C Reim Monthly Health Prem HEALTH PREM	133.00
	WEBB, DANNY C \$	133.00
ACH	HUMPHREYS, DEBORAH E Reim Monthly Health Prem HEALTH PREM	158.17
	HUMPHREYS, DEBORAH E \$	158.17
ACH	MOUAT, FREDERICK W Reim Monthly Health Prem HEALTH PREM	158.17
	MOUAT, FREDERICK W \$	158.17
ACH	MORGAN, GARTH W Reim Monthly Health Prem HEALTH PREM	133.00
	MORGAN, GARTH W \$	133.00
ACH	ALLINGHAM, JACK Reim Monthly Health Prem HEALTH PREM	25.17
	ALLINGHAM, JACK \$	25.17
ACH	MAZUR, JOHN Reim Monthly Health Prem HEALTH PREM	491.57
	MAZUR, JOHN \$	491.57
ACH	RUDDER, LARRY Reim Monthly Health Prem HEALTH PREM	25.17
	RUDDER, LARRY \$	25.17
ACH	HAMILTON, MARIA Reim Monthly Health Prem HEALTH PREM	133.00

Check	Payee / Description	Amount
	HAMILTON, MARIA	\$ 133.00
ACH	PICENO, TONY Reim Monthly Health Prem	HEALTH PREM 183.34
	PICENO, TONY	\$ 183.34
ACH	RAMOS, CAROL Reim Monthly Health Prem	HEALTH PREM 25.17
	RAMOS, CAROL	\$ 25.17
ACH	FISHER, JAY Reim Monthly Health Prem	HEALTH PREM 133.00
	FISHER, JAY	\$ 133.00
ACH	KING, PATRICK Reim Monthly Health Prem	HEALTH PREM 25.17
	KING, PATRICK	\$ 25.17
ACH	HOWARD, ROBERT JAMES Reim Monthly Health Prem	HEALTH PREM 25.17
	HOWARD, ROBERT JAMES	\$ 25.17
ACH	DIETZ, JUDY Reim Monthly Health Prem	HEALTH PREM 133.00
	DIETZ, JUDY	\$ 133.00
ACH	DAVIS, GEORGE Reim Monthly Health Prem	HEALTH PREM 25.17
	DAVIS, GEORGE	\$ 25.17
ACH	MONZAVI, TAGHI Reim Monthly Health Prem	HEALTH PREM 25.17
	MONZAVI, TAGHI	\$ 25.17
ACH	PETERSEN, KENNETH Reim Monthly Health Prem	HEALTH PREM 183.34
	PETERSEN, KENNETH	\$ 183.34
ACH	TRAUTERMAN, HELEN Reim Monthly Health Prem	HEALTH PREM 183.34
	TRAUTERMAN, HELEN	\$ 183.34
ACH	TIEGS, KATHLEEN Reim Monthly Health Prem	HEALTH PREM 959.04
	TIEGS, KATHLEEN	\$ 959.04
ACH	DIGGS, GEORGE	

Check	Payee / Description	Amount
	Reim Monthly Health Prem	499.68
	DIGGS, GEORGE	\$ 499.68
ACH	HAYES, KENNETH Reim Monthly Health Prem	499.68
	HAYES, KENNETH	\$ 499.68
ACH	HUNTON, STEVE Reim Monthly Health Prem	158.17
	HUNTON, STEVE	\$ 158.17
ACH	RODRIGUEZ, LOUIS Reim Monthly Health Prem	158.17
	RODRIGUEZ, LOUIS	\$ 158.17
ACH	VARBEL, VAN Reim Monthly Health Prem	642.70
	VARBEL, VAN	\$ 642.70
ACH	CLIFTON, NEIL Reim Monthly Health Prem	509.70
	CLIFTON, NEIL	\$ 509.70
ACH	DELGADO, FRANCOIS Reim Monthly Health Prem	133.00
	DELGADO, FRANCOIS	\$ 133.00
ACH	WELLMAN, JOHN THOMAS Reim Monthly Health Prem	642.70
	WELLMAN, JOHN THOMAS	\$ 642.70
ACH	SPEARS, SUSAN Reim Monthly Health Prem	25.17
	SPEARS, SUSAN	\$ 25.17
ACH	TROXEL, WYATT Reim Monthly Health Prem	183.34
	TROXEL, WYATT	\$ 183.34
ACH	CORLEY, WILLIAM Reim Monthly Health Prem	491.57
	CORLEY, WILLIAM	\$ 491.57
ACH	CALLAHAN, CHARLES Reim Monthly Health Prem	1,036.59
	CALLAHAN, CHARLES	\$ 1,036.59



Check	Payee / Description	Amount
ACH	LESNIAKOWSKI, NORBERT Reim Monthly Health Prem	HEALTH PREM 183.34
	LESNIAKOWSKI, NORBERT	\$ 183.34
ACH	VER STEEG, ALLEN J Reim Monthly Health Prem	HEALTH PREM 478.53
	VER STEEG, ALLEN J	\$ 478.53
ACH	HACKNEY, GARY Reim Monthly Health Prem	HEALTH PREM 479.52
	HACKNEY, GARY	\$ 479.52
ACH	CAREL, LARRY Reim Monthly Health Prem	HEALTH PREM 25.17
	CAREL, LARRY	\$ 25.17
ACH	TOL, HAROLD Reim Monthly Health Prem	HEALTH PREM 183.34
	TOL, HAROLD	\$ 183.34
ACH	BANKSTON, GARY Reim Monthly Health Prem	HEALTH PREM 533.80
	BANKSTON, GARY	\$ 533.80
ACH	ATWATER, RICHARD Reim Monthly Health Prem	HEALTH PREM 133.00
	ATWATER, RICHARD	\$ 133.00
ACH	FIESTA, PATRICIA Reim Monthly Health Prem	HEALTH PREM 491.57
	FIESTA, PATRICIA	\$ 491.57
ACH	DIGGS, JANET Reim Monthly Health Prem	HEALTH PREM 632.68
	DIGGS, JANET	\$ 632.68
ACH	CARAZA, TERESA Reim Monthly Health Prem	HEALTH PREM 188.35
	CARAZA, TERESA	\$ 188.35
ACH	ANDERSON, JOHN Reim Monthly Health Prem	HEALTH PREM 499.68
	ANDERSON, JOHN	\$ 499.68
ACH	SANTA CRUZ, JACQUELYN Reim Monthly Health Prem	HEALTH PREM 866.84
	SANTA CRUZ, JACQUELYN	\$ 866.84

Check	Payee / Description	Amount
ACH	HECK, ROSELYN Reim Monthly Health Prem	HEALTH PREM 25.17
	HECK, ROSELYN	\$ 25.17
ACH	SOPICKI, LEO Reim Monthly Health Prem	HEALTH PREM 316.34
	SOPICKI, LEO	\$ 316.34
ACH	GOSE, ROSEMARY Reim Monthly Health Prem	HEALTH PREM 133.00
	GOSE, ROSEMARY	\$ 133.00
ACH	KEHL, BARRETT Reim Monthly Health Prem	HEALTH PREM 133.00
	KEHL, BARRETT	\$ 133.00
ACH	RITCHIE, JANN Reim Monthly Health Prem	HEALTH PREM 133.00
	RITCHIE, JANN	\$ 133.00
ACH	LONG, ROCKWELL DEE Reim Monthly Health Prem	HEALTH PREM 509.70
	LONG, ROCKWELL DEE	\$ 509.70
ACH	FATTAHI, MIR Reim Monthly Health Prem	HEALTH PREM 133.00
	FATTAHI, MIR	\$ 133.00
ACH	VERGARA, FLORENTINO Reim Monthly Health Prem	HEALTH PREM 316.34
	VERGARA, FLORENTINO	\$ 316.34
ACH	ROGERS, SHIRLEY Reim Monthly Health Prem	HEALTH PREM 183.34
	ROGERS, SHIRLEY	\$ 183.34
ACH	WALL, DAVID Reim Monthly Health Prem	HEALTH PREM 321.35
	WALL, DAVID	\$ 321.35
ACH	CHUNG, MICHAEL Reim Monthly Health Prem	HEALTH PREM 158.17
	CHUNG, MICHAEL	\$ 158.17
ACH	ADAMS, PAMELA Reim Monthly Health Prem	HEALTH PREM 183.34

Check	Payee / Description	Amount
	ADAMS, PAMELA	\$ 183.34
ACH	BLASINGAME, MARY Reim Monthly Health Prem	HEALTH PREM 509.70
	BLASINGAME, MARY	\$ 509.70
ACH	ANDERSON, KENNETH Reim Monthly Health Prem	HEALTH PREM 158.17
	ANDERSON, KENNETH	\$ 158.17
ACH	MOE, JAMES Reim Monthly Health Prem	HEALTH PREM 25.17
	MOE, JAMES	\$ 25.17
ACH	POLACEK, KEVIN Reim Monthly Health Prem	HEALTH PREM 835.51
	POLACEK, KEVIN	\$ 835.51
ACH	ELROD, SONDRAL Reim Monthly Health Prem	HEALTH PREM 321.35
	ELROD, SONDRAL	\$ 321.35
ACH	FRAZIER, JACK Reim Monthly Health Prem	HEALTH PREM 200.40
	FRAZIER, JACK	\$ 200.40
ACH	HOAK, JAMES Reim Monthly Health Prem	HEALTH PREM 133.00
	HOAK, JAMES	\$ 133.00
ACH	DEZHAM, PARIVASH Reim Monthly Health Prem	HEALTH PREM 200.40
	DEZHAM, PARIVASH	\$ 200.40
ACH	FOLEY III, DANIEL J. Reim Monthly Health Prem	HEALTH PREM 188.35
	FOLEY III, DANIEL J.	\$ 188.35
ACH	CLEVELAND, JAMES Reim Monthly Health Prem	HEALTH PREM 133.00
	CLEVELAND, JAMES	\$ 133.00
ACH	LANGNER, CAMERON Reim Monthly Health Prem	HEALTH PREM 666.86
	LANGNER, CAMERON	\$ 666.86
ACH	HAMILTON, LEANNE Reim Monthly Health Prem	HEALTH PREM 188.35

Check	Payee / Description	Amount
	HAMILTON, LEANNE	\$ 188.35
ACH	HOOSHMAND, RAY Reim Monthly Health Prem	HEALTH PREM 133.00
	HOOSHMAND, RAY	\$ 133.00
ACH	SCHLAPKOHL, JACK Reim Monthly Health Prem	HEALTH PREM 133.00
	SCHLAPKOHL, JACK	\$ 133.00
ACH	POOLE, PHILLIP Reim Monthly Health Prem	HEALTH PREM 188.35
	POOLE, PHILLIP	\$ 188.35
ACH	ADAMS, BARBARA Reim Monthly Health Prem	HEALTH PREM 158.17
	ADAMS, BARBARA	\$ 158.17
ACH	RUESCH, GENECE Reim Monthly Health Prem	HEALTH PREM 539.33
	RUESCH, GENECE	\$ 539.33
ACH	VANDERPOOL, LARRY Reim Monthly Health Prem	HEALTH PREM 533.80
	VANDERPOOL, LARRY	\$ 533.80
ACH	AMBROSE, JEFFREY Reim Monthly Health Prem	HEALTH PREM 642.70
	AMBROSE, JEFFREY	\$ 642.70
ACH	MERRILL, DIANE Reim Monthly Health Prem	HEALTH PREM 478.53
	MERRILL, DIANE	\$ 478.53
ACH	HOUSER, ROD Reim Monthly Health Prem	HEALTH PREM 636.70
	HOUSER, ROD	\$ 636.70
ACH	RUSSO, VICKI Reim Monthly Health Prem	HEALTH PREM 188.35
	RUSSO, VICKI	\$ 188.35
ACH	HUSS, KERRY Reim Monthly Health Prem	HEALTH PREM 509.70
	HUSS, KERRY	\$ 509.70
ACH	BINGHAM, GREGG	

Check	Payee / Description	Amount
	Reim Monthly Health Prem	702.51
	BINGHAM, GREGG	\$ 702.51
ACH	CHARLES, DAVID Reim Monthly Health Prem	133.00
	CHARLES, DAVID	\$ 133.00
ACH	YEBOAH, ERNEST Reim Monthly Health Prem	133.00
	YEBOAH, ERNEST	\$ 133.00
ACH	ALVARADO, ROSEMARY Reim Monthly Health Prem	346.52
	ALVARADO, ROSEMARY	\$ 346.52
ACH	BARELA, GEORGE Reim Monthly Health Prem	133.00
	BARELA, GEORGE	\$ 133.00
ACH	FETZER, ROBERT Reim Monthly Health Prem	835.51
	FETZER, ROBERT	\$ 835.51
ACH	SPAETH, ERIC Reim Monthly Health Prem	188.35
	SPAETH, ERIC	\$ 188.35
ACH	DAVIS, MARTHA Reim Monthly Health Prem	188.35
	DAVIS, MARTHA	\$ 188.35
ACH	BRULE, CHRISTOPHER Reim Monthly Health Prem	188.35
	BRULE, CHRISTOPHER	\$ 188.35
ACH	ROOS, JAMES Reim Monthly Health Prem	509.70
	ROOS, JAMES	\$ 509.70
ACH	MULLANEY, JOHN Reim Monthly Health Prem	321.35
	MULLANEY, JOHN	\$ 321.35
ACH	VALENZUELA, DANIEL Reim Monthly Health Prem	509.70
	VALENZUELA, DANIEL	\$ 509.70

Check	Payee / Description	Amount
ACH	PACE, BRIAN Reim Monthly Health Prem	HEALTH PREM 509.70
	PACE, BRIAN	\$ 509.70
ACH	KING, JOSEPH Reim Monthly Health Prem	HEALTH PREM 133.00
	KING, JOSEPH	\$ 133.00
ACH	VILLALOBOS, HECTOR Reim Monthly Health Prem	HEALTH PREM 188.35
	VILLALOBOS, HECTOR	\$ 188.35
ACH	BAXTER, KATHLEEN Reim Monthly Health Prem	HEALTH PREM 321.35
	BAXTER, KATHLEEN	\$ 321.35
ACH	PENMAN, DAVID Reim Monthly Health Prem	HEALTH PREM 509.70
	PENMAN, DAVID	\$ 509.70
ACH	ANGIER, RICHARD Reim Monthly Health Prem	HEALTH PREM 509.70
	ANGIER, RICHARD	\$ 509.70
ACH	MERRILL, DEBORAH Reim Monthly Health Prem	HEALTH PREM 358.57
	MERRILL, DEBORAH	\$ 358.57
ACH	O'DEA, KRISTINE Reim Monthly Health Prem	HEALTH PREM 158.17
	O'DEA, KRISTINE	\$ 158.17
ACH	OAKDEN, LISA Reim Monthly Health Prem	HEALTH PREM 866.84
	OAKDEN, LISA	\$ 866.84
ACH	LAUGHLIN, JOHN Reim Monthly Health Prem	HEALTH PREM 133.00
	LAUGHLIN, JOHN	\$ 133.00
ACH	HUGHBANKS, ROGER Reim Monthly Health Prem	HEALTH PREM 188.35
	HUGHBANKS, ROGER	\$ 188.35
ACH	SPENDLOVE, DANNY Reim Monthly Health Prem	HEALTH PREM 158.17
	SPENDLOVE, DANNY	\$ 158.17

Check	Payee / Description	Amount
ACH	HOULIHAN, JESSE Reim Monthly Health Prem	HEALTH PREM 188.35
	HOULIHAN, JESSE	\$ 188.35
ACH	WARMAN, EVELYN Reim Monthly Health Prem	HEALTH PREM 50.34
	WARMAN, EVELYN	\$ 50.34
ACH	HERNANDEZ, DELIA Reim Monthly Health Prem	HEALTH PREM 443.03
	HERNANDEZ, DELIA	\$ 443.03
ACH	OSBORN, RICHARD Reim Monthly Health Prem	HEALTH PREM 188.35
	OSBORN, RICHARD	\$ 188.35
ACH	ICMA RETIREMENT TRUST 457 P/R 7 3/30/18 Deferred Comp Ded	HR 0066600 19,001.68
	ICMA RETIREMENT TRUST 457	\$ 19,001.68
ACH	LINCOLN NATIONAL LIFE INS CO P/R 7 3/30/18 Deferred Comp Ded	HR 0066600 18,143.43
	LINCOLN NATIONAL LIFE INS CO	\$ 18,143.43
ACH	ICMA RETIREMENT TRUST 401 P/R 7 3/30/18 Exec Deferred Comp	HR 0066600 6,954.98
	ICMA RETIREMENT TRUST 401	\$ 6,954.98
ACH	AQUA BEN CORPORATION DAFT-11,500 Lbs Hydrofloc 748E	39662 10,408.65
	RP1-29,900 Lbs Hydrofloc 750A	39663 41,131.76
	AQUA BEN CORPORATION	\$ 51,540.41
ACH	PACIFIC PARTS & CONTROLS VFD Repair Eaton Services	I417877 2,693.75
	Dual Power Supply Bucket	I419011 5,096.58
	PACIFIC PARTS & CONTROLS	\$ 7,790.33
ACH	MCMASTER-CARR SUPPLY CO Pressure Regulating Valves, Gauges, Fittin	58905814 1,126.00
	2 Compression Springs	58718906 30.57
	Cable, SS Sheet, Anchors, SS Tees, Enclosure	59065513 970.16
	MCMASTER-CARR SUPPLY CO	\$ 2,126.73
ACH	INLAND EMPIRE REGIONAL 2/18 Biosolids	90021810 290,410.40
	INLAND EMPIRE REGIONAL	\$ 290,410.40

Check	Payee / Description	Amount
ACH	KVAC ENVIRONMENTAL SERVICES IN RP4-2/12 Large Vac Pump/Transport Lqd Ws KS1802207	2,152.50
	KVAC ENVIRONMENTAL SERVICES IN\$	2,152.50
ACH	OVIVO USA LLC Skimming Device Assys 8473111	5,115.46
	OVIVO USA LLC \$	5,115.46
ACH	ARCADIS U.S., INC. WR18028-1/2018 Professional Services 0894792	50,662.51
	ARCADIS U.S., INC. \$	50,662.51
ACH	U S BANK - PAYMENT PLUS	
	100150 HARRINGTON INDUSTRIAL PLASTICS LL 2200089333	4,354.02
	104896 WESTERN WATER WORKS SUPPLY CO 2200089334	1,173.64
	105213 BAVCO 2200089335	9.55
	100150 HARRINGTON INDUSTRIAL PLASTICS LL 2200089194	1,859.03
	100319 MISSION REPROGRAPHICS 2200089195	453.41
	104896 WESTERN WATER WORKS SUPPLY CO 2200089469	2,892.55
	101945 FLORENCE FILTER CORP 2200089468	435.27
	100150 HARRINGTON INDUSTRIAL PLASTICS LL 2200089467	2,693.33
	101945 FLORENCE FILTER CORP 2200088879	435.27
	107780 SUPERIOR ELECTRIC MOTOR SERVICE I 2200089354	8,116.79
	107432 PMC ENGINEERING LLC 2200089353	710.32
	105570 SKALAR INC 2200089196	467.64
	107443 COMMUNICATIONS USA INC. 2200089197	2,657.02
	107443 COMMUNICATIONS USA INC. 2200089336	1,715.93
	107889 ALS ENVIRONMENTAL 2200089198	3,400.00
	107780 SUPERIOR ELECTRIC MOTOR SERVICE I 2200089604	300.00
	100319 MISSION REPROGRAPHICS 2200088877	244.50
	U S BANK - PAYMENT PLUS \$	31,918.27
ACH	CHEMTRADE CHEMICALS US LLC RP1-10.690 Tons Aluminim Sulfate 92319475	3,474.25
	CHEMTRADE CHEMICALS US LLC \$	3,474.25
ACH	AMAZON BUSINESS	
	4 A Trash Pump Adapter 1X4X-X616-Q1H	75.24
	2 Varidesk, 3 Floor Mats 1WFG-XVJJ-KDF	1,260.67
	2 Crayola Art Cases, 35 Bean Bag Sets 1FCF-NNKY-LFL	499.30
	AMAZON BUSINESS \$	1,835.21
ACH	AMERICAN OFFICE PROFESSIONALS Konica BIZHUB 420 Service 1564	159.95
	AMERICAN OFFICE PROFESSIONALS \$	159.95
ACH	SHELL ENERGY NORTH AMERICA LP	
	RP2/RP5-2/1-2/28 16400 El Prado Rd 11/1- 2044 2/18	7,469.32
	RP1-2/1-2/28 2450 Phila St 11/1-11/30 Ad 2042 2/18	105,012.34
	CCWRP/TP/RWP-2/1-2/28 14950 Tlphn 11/1-1 2046 2/18	45,405.20



Check	Payee / Description	Amount
	SHELL ENERGY NORTH AMERICA LP \$	157,886.86
ACH	FOUNDATION HA ENERGY GENERATIO RP4/RWPS-2/1-2/28 12811 6th St-Wind Powe 2275	4,416.59
	FOUNDATION HA ENERGY GENERATIO\$	4,416.59
ACH	DISCOVERY BENEFITS INC P/R 7 3/30/18 Cafeteria Plan HR 0066600	53.41
	DISCOVERY BENEFITS INC \$	53.41
ACH	UNIVAR USA INC RP5-12,027 Lbs Sodium Bisulfite LA617789 TP1-12,580 Lbs Sodium Bisulfite LA617054	2,597.10 2,716.43
	UNIVAR USA INC \$	5,313.53
ACH	WESTERN MUNICIPAL WATER DISTRI WR16011-1/1/18-1/31/18 1,425 Sprinkler N IEUA-1521	4,987.50
	WESTERN MUNICIPAL WATER DISTRI\$	4,987.50
ACH	PALM AUTO DETAIL INC 2/18 Carwash Svcs f/Agency Fleet Vehicle 21899-4	2,149.20
	PALM AUTO DETAIL INC \$	2,149.20
ACH	PARSONS WATER & INFRASTRUCTURE EN19001/EN19006-1/6-2/2 Prof Svcs 1802B189	639,889.99
	PARSONS WATER & INFRASTRUCTURES\$	639,889.99

Grand Total Payment Amount: \$ 3,906,049.39

# Attachment 2D

Vendor Wires  
(excludes Payroll)

Check	Payee / Description	Amount
Wire	PUBLIC EMPLOYEE'S RETIREMENT S P/R 6 3/16 Deferred Comp Ded	HR 0066500 21,801.56
	PUBLIC EMPLOYEE'S RETIREMENT SS	21,801.56
Wire	EMPLOYMENT DEVELOPMENT DEPARTM P/R 6 3/16 Taxes	HR 0066500 49,988.14
	P/R 6 3/16 Taxes	HR 0066500 11,232.18
	EMPLOYMENT DEVELOPMENT DEPARTM\$	61,220.32
Wire	INTERNAL REVENUE SERVICE P/R 6 3/16 Taxes	HR 0066500 283,632.28
	INTERNAL REVENUE SERVICE \$	283,632.28
Wire	STATE DISBURSEMENT UNIT P/R 6 3/16	HR 0066500 1,145.06
	P/R 6 3/16	HR 0066500 198.00
	STATE DISBURSEMENT UNIT \$	1,343.06
Wire	PUBLIC EMPLOYEE'S RETIREMENT S P/R 5 3/2 Deferred Comp Ded	HR 0066300 21,905.24
	PUBLIC EMPLOYEE'S RETIREMENT SS	21,905.24
Wire	STATE DISBURSEMENT UNIT P/R 5 3/2	HR 0066300 198.00
	P/R 5 3/2	HR 0066300 1,145.06
	STATE DISBURSEMENT UNIT \$	1,343.06
Wire	EMPLOYMENT DEVELOPMENT DEPARTM P/R 5 3/2 Taxes	HR 0066300 11,819.54
	P/R 5 3/2 Taxes	HR 0066300 54,906.61
	EMPLOYMENT DEVELOPMENT DEPARTM\$	66,726.15
Wire	INTERNAL REVENUE SERVICE P/R 5 3/2 Taxes	HR 0066300 302,028.70
	INTERNAL REVENUE SERVICE \$	302,028.70
Wire	PUBLIC EMPLOYEES' RETIREMENT S 3/18 Health Ins-Board	15206431 3/18 5,574.10
	3/18 Health Ins-Retirees, Employees	15206430 3/18 261,622.38
	PUBLIC EMPLOYEES' RETIREMENT SS	267,196.48
Wire	PUBLIC EMPLOYEES RETIREMENT SY P/R 5 3/2 PERS Adj	P/R 5 3/2 ADJ 8.91
	P/R 5 3/2 PERS	HR 0066300 168,832.99
	PUBLIC EMPLOYEES RETIREMENT SY\$	168,824.08
Wire	EMPLOYMENT DEVELOPMENT DEPARTM P/R DIR 3 3/9 Taxes	HR 0066400 409.73

Check	Payee / Description	Amount
	EMPLOYMENT DEVELOPMENT DEPARTMS	409.73
Wire	INTERNAL REVENUE SERVICE P/R DIR 3 3/9 Taxes	2,620.86
	INTERNAL REVENUE SERVICE	\$ 2,620.86
Wire	STATE BOARD OF EQUALIZATION 2/18 Sales Tax Deposit	6,756.00
	STATE BOARD OF EQUALIZATION	\$ 6,756.00
Wire	PUBLIC EMPLOYEES RETIREMENT SY P/R 6 3/16 PERS Adjustment	18.42
	P/R 6 3/16 PERS	165,773.99
	PUBLIC EMPLOYEES RETIREMENT SY\$	165,792.41
Wire	PUBLIC EMPLOYEE'S RETIREMENT S P/R 7 3/30/18 Deferred Comp Ded	21,762.21
	PUBLIC EMPLOYEE'S RETIREMENT S\$	21,762.21
Wire	METROPOLITAN WATER DISTRICT January 2018 Water Purchase	2,873,385.76
	METROPOLITAN WATER DISTRICT	\$ 2,873,385.76
Wire	SUMITOMO MITSUI BANKING CORP 08B 1/1/18-3/31/18 LOC Fees	41,833.97
	SUMITOMO MITSUI BANKING CORP	\$ 41,833.97

Grand Total Payment Amount: \$ 4,308,581.87

# Attachment 2E

## Payroll-Net Pay-Directors

# INLAND EMPIRE UTILITIES AGENCY

## Ratification of Board of Directors

Payroll for March 9, 2018  
Presented at Board Meeting on May 16, 2018

DIRECTOR NAME	GROSS PAYROLL	NET PAYROLL
Jasmin Hall	\$3,167.03	\$1,995.50
Katherine Parker	\$3,500.68	\$1,687.70
Michael Camacho	\$4,328.85	\$1,579.66
Steven J. Elie	\$4,409.53	\$1,565.45
Paul Hofer	\$0.00	\$0.00
<b>TOTALS</b>	<b>\$15,406.09</b>	<b>\$6,828.31</b>

	Count	Amount
TOTAL EFTS PROCESSED	3	\$5,248.65
TOTAL CHECKS PROCESSED	1	\$1,579.66
CHECK NUMBERS USED	110158 - 110158	

**IEUA DIRECTOR PAYSHEET**

MICHAEL CAMACHO  
 EMPLOYEE NO. 1140  
 ACCOUNT NO. 10200 110100 100000 501010

**FEBRUARY 2018**

DATE	TYPE OF MEETING	ATTENDANCE	TOTAL COMPENSATION
02-02-18	Assemblymember Eloise Gomez Reyes' Rosa Park Statue Unveiling	Yes	\$247.50
02-07-18	IEUA Board Workshop	Yes	\$247.50
02-14-18	Community and Leg. Affairs Committee meeting	Yes	\$247.50
02-14-18	Engineering, Ops. & Water Resources Committee meeting	Yes (same day)	\$-0-
02-21-18	IEUA Board Meeting	Yes	\$247.50
02-21-18	IEUA Employee Service Award	Yes (same day)	\$-0-
02-22-18	City of Rancho Cucamonga Mayor's State of the City Address	Yes	\$247.50
<b>TOTAL REIMBURSEMENT</b>			\$1,237.50
Up to 10 days of service per month per Ordinance No. 105, including MWD meetings at \$247.50 (eff. 07/01/17). IEUA pays both primary and alternate for attendance.			
Total No. of Meetings Attended			7
Total No. of Meetings Paid			5

DIRECTOR  
SIGNATURE

*April Woodruff*  
for Director Camacho

Approved by:

*Steven J. Elie*  
Steven J. Elie  
President, Board of Directors

**DIRECTOR PAYSHEET FOR IEUA REPRESENTATIVE**

**ON MWD BOARD**

MICHAEL CAMACHO  
 EMPLOYEE NO. 1140  
 ACCOUNT NO. 10700 110115 110000 511010

**FEBRUARY 2018**

DATE	TYPE OF MEETING	ATTENDANCE	TOTAL COMPENSATION
02-01-18	MWD mtg. w/ MWD Legal Counsel Marcia Scully	Yes	\$247.50
02-08-18	Southern Coalition/Inland Caucus Meeting	Yes	\$247.50
02-12-18	MWD Standing Committee	Yes	\$247.50
02-13-18	MWD Standing Committee Meetings and Board Meeting	Yes	\$247.50
02-27-18	MWD Other Committee Meetings	Yes	\$247.50
<b>TOTAL REIMBURSEMENT</b> Up to 10 days of service per month per Ordinance No. 105, including MWD meetings at \$247.50 (eff. 7/01/17).			\$1,237.50
Total No. of Meetings Attended			5
Total No. of Meetings Paid			5

DIRECTOR  
SIGNATURE

*April Woodruff*  
*for Director Camacho*

Approved by:

*Steven J. Elie*  
Steven J. Elie  
President, Board of Directors



**DIRECTOR PAYSHEET FOR IEUA REPRESENTATIVE  
ON REGIONAL POLICY COMMITTEE (ALTERNATE)**

MICHAEL CAMACHO  
EMPLOYEE NO. 1140  
ACCOUNT NO. 10900 110100 500000 501215

**FEBRUARY 2018**

DATE	TYPE OF MEETING	ATTENDANCE	TOTAL COMPENSATION
02-01-18	Jt. Regional Policy and Technical Committee Meeting.	No	\$-0-
<b>TOTAL REIMBURSEMENT</b> (Up to 10 days of service per month per Ordinance No. 105, including MWD meetings at \$247.50 (eff. 07/01/17.) IEUA pays Regional Policy Committee members (total amount of \$247.50. should reflect on timesheet))			\$-0-
Total No. of Meetings Attended			0
Total No. of Meetings Paid			0

**DIRECTOR  
SIGNATURE**

*April Woodgett  
for Director Camacho*

**Approved by:**

*Steven J. Elie*  
Steven J. Elie  
President, Board of Directors

**DIRECTOR PAYSHEET FOR IEUA REPRESENTATIVE  
ON REGIONAL POLICY COMMITTEE (ALTERNATE)**

MICHAEL CAMACHO  
EMPLOYEE NO. 1140  
ACCOUNT NO. 10900 110100 500000 501215

**FEBRUARY 2018**

DATE	TYPE OF MEETING	ATTENDANCE	TOTAL COMPENSATION
02-01-18	Jt. Regional Policy and Technical Committee Meeting.	No	\$-0-
<b>TOTAL REIMBURSEMENT</b> (Up to 10 days of service per month per Ordinance No. 105, including MWD meetings at \$247.50 (eff. 07/01/17.) IEUA pays Regional Policy Committee members (total amount of \$247.50, should reflect on timesheet))			\$-0-
Total No. of Meetings Attended			0
Total No. of Meetings Paid			0

**DIRECTOR  
SIGNATURE**

*Opal Woodgett*  
*for Director Camacho*

**Approved by:**

*Steven J. Elie for*  
Steven J. Elie  
President, Board of Directors

**IEUA DIRECTOR PAYSHEET**

STEVEN J. ELIE  
 EMPLOYEE NO. 1175  
 ACCOUNT NO. 10200 110100 100000 501010

**FEBRUARY 2018**

DATE	TYPE OF MEETING	ATTENDANCE	TOTAL COMPENSATION
02-01-18	Chino Basin Water Bank Stakeholder Meeting	Yes	\$247.50
02-06-18	WaterNow Alliance Steering Committee Telecon	Yes	\$247.50
02-07-18	IEUA Board Meeting	Yes	\$247.50
02-07-18	Urban Water Institute Spring Conference	Yes (same day)	\$-0-
02-08-18	Urban Water Institute Spring Conference	Yes	\$247.50
02-14-18	IEUA Community and Leg. Affairs Committee Mtg.	Yes	\$247.50
02-15-18	IEUA Board Package Review Mtg. GM Razak, & General Counsel JC	Yes	\$247.50
02-16-18	Lunch mtg. w/ City of Chino, Matt Ballentyne	Yes	\$247.50
02-20-18	WaterNow Alliance Steering Committee Telecon	Yes	\$247.50
02-21-18	IEUA Board meeting	Yes	\$247.50
02-21-18	IEUA Employee Service Awards Luncheon presentation	Yes (same day)	\$-0-
02-22-18	City of Rancho Cucamonga Mayor's State of the City Address	Yes	\$247.50
02-23-18	WaterNow telecon meeting w/Sarah Musiker	Yes (10 mtg. max.)	\$-0-
<b>TOTAL REIMBURSEMENT</b> Up to 10 days of service per month per Ordinance No. 105, including MWD meetings at \$247.50 (eff. 07/01/17). IEUA pays both primary and alternate for attendance.			\$2,475.00
Total No. of Meetings Attended			13
Total No. of Meetings Paid			10

DIRECTOR  
SIGNATURE

*David Woodruff*  
for President Elie

Approved by:

*Cherise Hall*  
Jasmin Hall  
Secretary/Treasurer

**DIRECTOR PAYSHEET FOR IEUA  
ON WATERMASTER BOARD**

STEVEN J. ELIE  
EMPLOYEE NO. 1175  
ACCOUNT NO. 10200 110100 100000 501010

**FEBRUARY 2018**

DATE	TYPE OF MEETING	ATTENDANCE	TOTAL COMPENSATION
02-22-18	CBWM Board Meeting	Yes*	\$-0-
<b>TOTAL REIMBURSEMENT</b>			\$-0-
Up to 10 days of service per month per Ordinance No. 105, including MWD meetings at \$247.50 (eff. 07/01/17). IEUA pays both primary and alternate for attendance. (i.e., \$122.50 – difference between Watermaster \$125.00 and Agency meetings \$247.50 (eff. 7/01/17). Chino Basin Watermaster does not compensate an alternate Director unless the alternate Director is attending on behalf of an absent primary Director. In accordance to Ordinance No. 98, Section 1, (i) Attendance at any meeting provided for under Sections 1.b, c, e, and f, shall also include payment to both the primary representative and the alternate representative to said body if they both attend said meeting. <u>Record full amount on timesheet for attendance by alternates</u>			
Total No. of Watermaster Meetings Attended			1
Total No. of Watermaster Meetings Paid			0

\*Decline IEUA portion

DIRECTOR SIGNATURE *Stephen J. Elie*

Approved by: *Jasmin Hall*  
Jasmin Hall  
Secretary/Treasurer

**DIRECTOR PAYSHEET FOR IEUA REPRESENTATIVE  
ON CHINO DESALTER AUTHORITY (ALTERNATE)**

STEVEN J. ELIE  
EMPLOYEE NO. 1175  
ACCOUNT NO. 10200 110100 100000 501010

**FEBRUARY 2018**

DATE	TYPE OF MEETING	ATTENDANCE	TOTAL COMPENSATION
02-01-18	CDA Board Meeting	No	\$-0-
<b>TOTAL REIMBURSEMENT</b>			\$-0-
Up to 10 days of service per month per Ordinance No. 105 (i.e., \$97.50 – difference between CDA (\$150.00 and Agency meetings \$247.50 (eff.7/01/17), including MWD meetings. CDA pays directly to IEUA. Record full amount on timesheet.			
Total No. of CDA Meetings Attended			0
Total No. of CDA Meetings Paid			0

DIRECTOR SIGNATURE *Spil Woodard*  
 Approved by: *for President Elie*  
*Chen Hall for*  
 Jasmin Hall  
 Secretary/Treasurer

**IEUA DIRECTOR PAYSHEET**

JASMIN A. HALL  
 EMPLOYEE NO. 1256  
 ACCOUNT NO. 10200 110100 100000 501010

**FEBRUARY 2018**

DATE	TYPE OF MEETING	ATTENDANCE	TOTAL COMPENSATION
02-02-18	Assemblymember Eloise Gomez Reyes' Rosa Park Statue Unveiling	Yes	\$247.50
02-05-18	IERCA Board Meeting	Yes	\$247.50
02-07-18	IEUA Board Meeting	Yes	\$247.50
02-12-18	CASA Board of Director Telecon meeting	Yes	\$247.50
02-21-18	IEUA Board Meeting	Yes	\$247.50
02-21-18	IEUA Employee Service Award Luncheon	Yes (same day)	\$-0-
02-22-18	City of Rancho Cucamonga Mayor's State of the City Address	Yes	\$247.50
02-23-18	Breakfast w/Supervisor Janice Rutherford hosted by Fontana	Yes	\$247.50
02-26-18	CASA Washington DC Policy Forum	Yes	\$247.50
02-27-18	CASA Washington DC Policy Forum	Yes	\$247.50
02-28-18	CASA Washington DC Policy Forum	Yes (10 mtg. max.)	\$-0-
<b>TOTAL REIMBURSEMENT</b> Up to 10 days of service per month per Ordinance No. 105, including MWD meetings at \$247.50 (eff. 07/01/17). IEUA pays both primary and alternate for attendance.			\$2,227.50
Total No. of Meetings Attended			11
Total No. of Meetings Paid			9

DIRECTOR  
SIGNATURE

*April Woodruff*  
for Director Hall

Approved by:

*Steven J. Elie*

Steven J. Elie, President, Board of Directors

**DIRECTOR PAYSHEET FOR IEUA REPRESENTATIVE  
ON CHINO DESALTER AUTHORITY**

JASMIN A. HALL  
EMPLOYEE NO. 1256  
ACCOUNT NO. 10200 110100 100000 501010

**FEBRUARY 2018**

DATE	TYPE OF MEETING	ATTENDANCE	TOTAL COMPENSATION
02-01-18	CDA Board Meeting	Yes	\$247.50
<b>TOTAL REIMBURSEMENT</b>			\$247.50
Up to 10 days of service per month per Ordinance No. 105, including MWD meetings at \$247.50 (eff. 7/01/17). Chino Desalter Authority will pay \$150.00 per meeting directly to the Agency. Record full amount on timesheet. CDA pays both primary and alternate for attendance			
Total No. of CDA Meetings Attended			1
Total No. of CDA Meetings Paid			1

DIRECTOR SIGNATURE *April Woodruff*  
*for Director Hall*

Approved by: *Steven J. Elie*  
Steven J. Elie  
President, Board of Directors

**DIRECTOR PAYSHEET FOR IEUA  
ON SAWPA COMMISSION**

JASMIN A. HALL  
EMPLOYEE NO. 1256  
ACCOUNT NO. 10500 110100 165000 501010

**FEBRUARY 2018**

DATE	TYPE OF MEETING	ATTENDANCE	TOTAL COMPENSATION
02-06-18	SAWPA Commission Workshop	Yes (10 mtg. max)	\$-0-
02-20-18	SAWPA Reg. Commission Meeting	Yes (10 mtg. max)	\$-0-
<b>TOTAL REIMBURSEMENT</b>			\$-0-
Up to 10 days of service per month per Ordinance No. 105 ), i.e., \$47.50 – difference between SAWPA (\$200.00 (eff. 5/01/17) and Agency meetings \$247.50 (eff. 7/01/17), including MWD meetings. SAWPA pays both primary and alternate for attendance, including mileage.			
Total No. of SAWPA Meetings Attended			2
Total No. of SAWPA Meetings Paid			0

DIRECTOR  
SIGNATURE

*April Woodruff*  
*for Director Hall*

Approved by:

*Chris Elie*  
Steven J. Elie  
President, Board of Directors



**IEUA DIRECTOR PAYSHEET**

**COPY**

PAUL HOFER  
 EMPLOYEE NO. 1349  
 ACCOUNT NO. 10200 110100 100000 501010

**FEBRUARY 2018**

DATE	TYPE OF MEETING	ATTENDANCE	TOTAL COMPENSATION
02-07-18	IEUA Board Workshop	Yes	\$-0-
02-14-18	IEUA Finance Committee	Yes	\$-0-
02-15-18	Meeting w/ GM Hall Razak	Yes (staff)	\$-0-
02-21-18	IEUA Board Meeting	Yes	\$-0-
<b>TOTAL REIMBURSEMENT</b> Up to 10 days of service per month per Ordinance No. 105, including MWD meetings at \$247.50 (eff. 07/01/17). IEUA pays both primary and alternate for attendance.			\$-0-
Total No. of Meetings Attended			4
Total No. of Meetings Paid			0

DIRECTOR  
SIGNATURE

\_\_\_\_\_

Approved by:

\_\_\_\_\_

Steven J. Elie  
President, Board of Directors



Director Hofer has waived all stipend payments.


**IEUA DIRECTOR PAYSHEET**

KATI PARKER  
 EMPLOYEE NO. 1362  
 ACCOUNT NO. 10200 1100100 100000 501010

**FEBRUARY 2018**

DATE	TYPE OF MEETING	ATTENDANCE	TOTAL COMPENSATION
02-05-18	IERCA Board Meeting	Yes	\$247.50
02-07-18	IEUA Board Meeting	Yes	\$247.50
02-14-18	IEUA Engineering, Operations & Water Resources Committee	Yes	\$247.50
02-14-18	IEUA Finance & Administration Committee (alternate)	Yes (same day)	\$-0-
02-21-18	IEUA Board Meeting	Yes	\$247.50
02-21-18	IEUA Employee Service Awards Luncheon Presentation	Yes (same day)	\$-0-
02-23-18	Breakfast with Supervisor Janice Rutherford hosted by Fontana	Yes	\$247.50
<b>TOTAL REIMBURSEMENT</b>			\$1,237.50
Up to 10 days of service per month per Ordinance No. 105, including MWD meetings at \$247.50 (eff. 07/01/17). IEUA pays both primary and alternate for attendance.			
Total No. of Meetings Attended			7
Total No. of Meetings Paid			5

DIRECTOR SIGNATURE   
 for Director 

Approved by:   
 Steven J. Elie  
 President, Board of Directors

**DIRECTOR PAYSHEET FOR IEUA REPRESENTATIVE  
ON REGIONAL POLICY COMMITTEE**

KATI PARKER  
EMPLOYEE NO. 1362  
ACCOUNT NO. 10900 110100 500000 501215

**FEBRUARY 2018**

DATE	TYPE OF MEETING	ATTENDANCE	TOTAL COMPENSATION
02-01-18	Regional Policy & Technical Committee Meeting	Yes	\$247.50
<b>TOTAL REIMBURSEMENT</b> (Up to 10 days of service per month per Ordinance No. 105, including MWD meetings at \$247.50 (eff. 07/01/17.) IEUA pays Regional Policy Committee members (total amount of \$247.50, should reflect on timesheet))			\$247.50
Total No. of Meetings Attended			1
Total No. of Meetings Paid			\$247.50

**DIRECTOR  
SIGNATURE**

*April Woodruff for  
Director Parker*

**Approved by:**

*Steven J. Elie for*  
Steven J. Elie  
President, Board of Directors

**DIRECTOR PAYSHEET FOR IEUA REPRESENTATIVE  
ON WATERMASTER BOARD (ALTERNATE)**

KATI PARKER  
EMPLOYEE NO. 1362  
ACCOUNT NO. 10200 110100 100000 501010

**FEBRUARY 2018**

DATE	TYPE OF MEETING	ATTENDANCE	TOTAL COMPENSATION
02-22-18	CBWM Board Meeting	Yes	\$247.50
<b>TOTAL REIMBURSEMENT</b>			\$247.50
Up to 10 days of service per month per Ordinance No. 105 (i.e., \$122.50 – difference between Watermaster \$125.00 and Agency meetings \$247.50 (eff. 7/01/17), including MWD meetings. Chino Basin Watermaster does not compensate an alternate Director unless the alternate Director is attending on behalf of an absent primary Director. In accordance to Ordinance No. 98, Section 1, (i) Attendance at any meeting provided for under Sections 1.b, c, e, and f, shall also include payment to both the primary representative and the alternate representative to said body if they both attend said meeting. Record full amount on timesheet for attendance by alternates			
Total No. of Watermaster Meetings Attended			1
Total No. of Watermaster Meetings Paid			1

DIRECTOR *Paul Woodruff*  
SIGNATURE *Kati Parker*

Approved by: *Steven J. Elie*  
Steven J. Elie  
President, Board of Directors

**DIRECTOR PAYSHEET FOR IEUA  
ON SAWPA COMMISSION (ALTERNATE)**

KATI PARKER  
EMPLOYEE NO. 1362  
ACCOUNT NO. 10500 110100 165000 501010

**FEBRUARY 2018**

DATE	TYPE OF MEETING	ATTENDANCE	TOTAL COMPENSATION
02-06-18	SAWPA Commission Workshop	Yes	\$47.50
02-20-18	SAWPA Regular Commission Meeting	Yes	\$47.50
<b>TOTAL REIMBURSEMENT</b>			\$95.00
Up to 10 days of service per month per Ordinance No. 105 (i.e., \$47.50 – difference between SAWPA (\$200.00 (eff. 5/01/17) and Agency meetings \$247.50 (eff. 7/01/17), including MWD meetings. SAWPA pays both primary and alternate for attendance, including mileage.			
Total No. of SAWPA Meetings Attended			2
Total No. of SAWPA Meetings Paid			2

DIRECTOR SIGNATURE *DePaul Woodruff*  
*for Director Parker*

Approved by: \_\_\_\_\_  
Steven J. Elie  
President, Board of Directors

## Attachment 2F

# Payroll-Net Pay-Employees

Non-Board Members	PP 5 Checks	PP 5 EFTs	PP 6 Checks	PP 6 EFTs	PP 7 Checks	PP EFTs	March
NET PAY TO EE	\$40,856.63	\$740,588.60	\$0.00	\$709,213.00	\$0.00	\$713,916.89	\$2,204,575.12

# INLAND EMPIRE UTILITIES AGENCY

Payroll for March 2, 2018

Presented at Board Meeting on May 16, 2018

GROSS PAYROLL COSTS			\$1,358,879.65
DEDUCTIONS			(\$577,434.42)
NET PAYROLL			781,445.23
<b>NET PAYROLL BREAKDOWN</b>	<b>CHECKS</b>	<b>EFT</b>	<b>TOTAL</b>
CHECKS USED	110156-110157		
TRANSACTION PROCESSED	2	304	306
AMOUNT	\$40,856.63	\$740,588.60	<u>\$781,445.23</u>



# INLAND EMPIRE UTILITIES AGENCY

Payroll for March 16, 2018

Presented at Board Meeting on May 16, 2018

GROSS PAYROLL COSTS			\$1,262,466.68
DEDUCTIONS			(\$553,253.68)
NET PAYROLL			709,213.00
<b>NET PAYROLL BREAKDOWN</b>	<b>CHECKS</b>	<b>EFT</b>	<b>TOTAL</b>
CHECKS USED	0		
TRANSACTION PROCESSED	0	356	356
AMOUNT	\$0.00	\$709,213.00	<u>\$709,213.00</u>

# INLAND EMPIRE UTILITIES AGENCY

Payroll for March 30, 2018

PRESENTED AT BOARD MEETING ON MAY 16, 2018

GROSS PAYROLL COSTS			\$1,116,412.21
DEDUCTIONS			(\$562,585.76)
NET PAYROLL			<u>\$713,916.89</u>
<b>NET PAYROLL BREAKDOWN</b>	<b>CHECKS</b>	<b>EFT</b>	<b>TOTAL</b>
CHECKS USED	0		
TRANSACTION PROCESSED	0	308	308
AMOUNT	\$0.00	\$713,916.89	<u>\$713,916.89</u>

**ACTION  
ITEM**

**2A**

**Date:** May 16, 2018

**To:** The Honorable Board of Directors

**From:** Halla Razak, General Manager

HR

**Committee:** Engineering, Operations & Water Resources

05/09/18

Finance & Administration

05/09/18

**Executive Contact:** Chris Berch, Executive Manager of Engineering/AGM

**Subject:** Fiscal Year 2018-2027 Ten Year Capital Improvement Plan

**Executive Summary:**

Each year, the Inland Empire Utilities Agency submits a ten year forecast of capacity demands and capital projects called the Ten Year Capital Improvement Plan (TYCIP) to the Regional Technical and Policy Committees. The current TYCIP identifies projects for the fiscal years of 2018-2027 and includes new equivalent dwelling unit forecasts for wastewater connections, wastewater strength and flow forecasts, a description of planned capital projects, including any necessary facility expansions, major asset replacement and rehabilitation, and major capital equipment purchases. Although the TYCIP is a planning level document, it is instrumental in the development of project budgets consistent with the proposed FY 2018-19 amended budget. Major projects in the TYCIP include: construction of wastewater solids handling facility and expansion of liquids treatment at Regional Water Recycling Facility No. 5; asset management projects at Carbon Canyon Wastewater Recycling Facility, Regional Water Recycling Facility No. 4, and throughout the regional sewer system; and groundwater basin improvements per the 2013 Recharge Master Plan Update. The TYCIP has been presented to and approved by the Regional Technical and Policy Committees.

**Staff's Recommendation:**

Adopt the proposed Fiscal Year 2018-2027 Ten Year Capital Improvement Plan.

**Budget Impact** Budgeted (Y/N): N Amendment (Y/N): N Amount for Requested Approval:

Account/Project Name:

*Fiscal Impact (explain if not budgeted):*

**Prior Board Action:**

On May 18, 2016, the IEUA Board of Directors adopted the Fiscal Year 2016/17 - 2025/26 Ten Year Capital Improvement Plan.

On April 11, 2018, the draft Fiscal Year 2018/19 - 2027/28 Ten Year Capital Improvement Plan was presented to the IEUA Board of Directors.

---

**Environmental Determination:**

Not Applicable

---

**Business Goal:**

The TYCIP covers many programs and projects that directly align with several Agency Business Goals, including Water Reliability, Wastewater Management, Environmental Stewardship, and Fiscal Responsibility.

---

**Attachments:**

Attachment 1 - PowerPoint

Attachment 2 - TYCIP can be viewed at the following link:

<https://www.ieua.org/regional-technical-committee/>

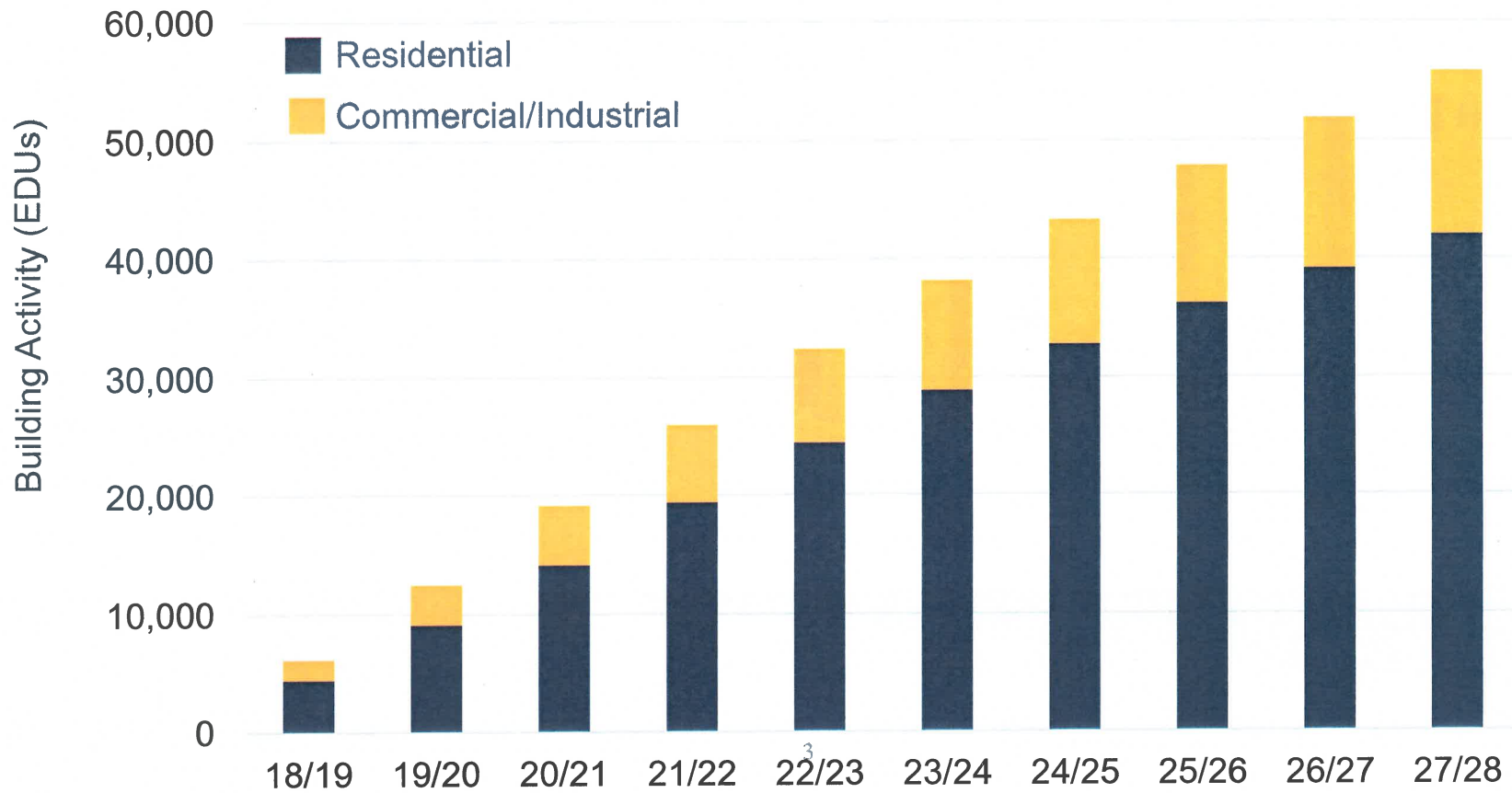
# Fiscal Year 2018-2027 Ten Year Capital Improvement Plan



# Key Drivers of the Fiscal Year 18/19 Ten Year Capital Improvement Plan

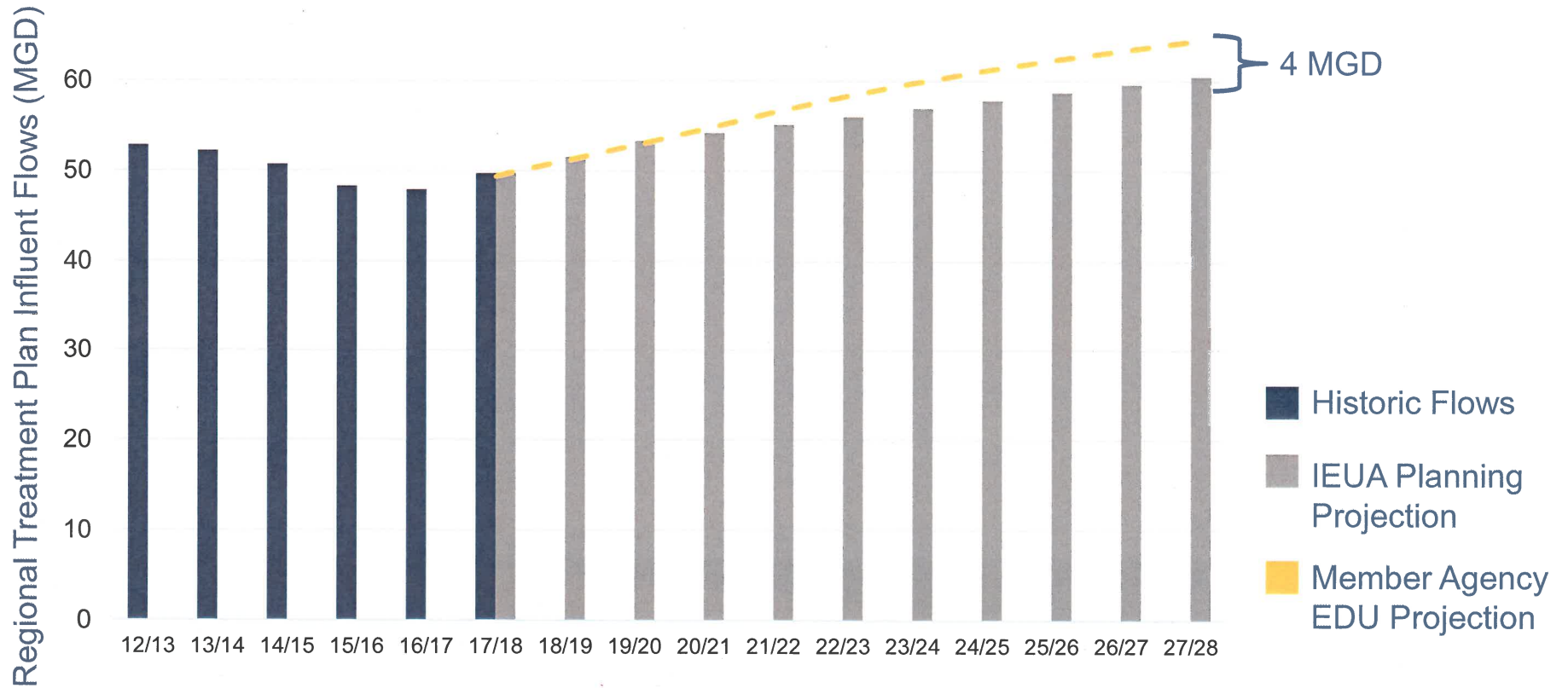
- Member Agency growth projections
- Current wastewater influent flows and concentrations
- Contributing Documents:
  - 2013 Recharge Master Plan Update
  - 2015 Wastewater Facilities Master Plan Update
  - 2015 Recycled Water Program Strategy Update
  - 2015 Energy Management Plan
  - 2016 Integrated Resources Plan
  - 2016 Water Use Efficiency Business Plan

# New Equivalent Dwelling Unit (EDU) Forecast (2017 Member Agency Forecast Data - Cumulative)





# Fiscal Year 18/19-27/28 Wastewater Flow Projections



# Major Treatment Facility Capacity/Expansion Project

## Estimated Treatment Plant Expansion Schedule

Ten Year Capital Improvement  
Planning Window

Description	15/20	20/25	25/30	30/35	Total Cost
RP-1 Liquids Capacity Recovery			■ ■ ■ ■ ■ ■ ■ ■ ■ ■	■ ■ ■ ■ ■ ■ ■ ■ ■ ■	\$182 M
RP-1 Solids Treatment Expansion			■ ■ ■ ■ ■ ■ ■ ■ ■ ■	■ ■ ■ ■ ■ ■ ■ ■ ■ ■	\$45 M
RP-2 Decommissioning				■ ■ ■ ■ ■ ■ ■ ■ ■ ■	\$30 M
RP-5 Liquid Treatment Expansion	■ ■ ■ ■ ■ ■ ■ ■ ■ ■	■ ■ ■ ■ ■ ■ ■ ■ ■ ■			\$160 M
RP-5 Solids Treatment Facility	■ ■ ■ ■ ■ ■ ■ ■ ■ ■	■ ■ ■ ■ ■ ■ ■ ■ ■ ■			\$165 M

# Ten Year Capital Improvement Plan Budget Summary


- Fiscal Year 17/18 TYCIP: \$717 Million
- Fiscal Year 18/19 TYCIP: \$716 Million
- No major deviations in capital improvement projects
- Major Capital Projects in the TYCIP:
  - Construction of Regional Treatment Plant No. 5 Solids & Liquids Expansion
  - Regional Treatment Plant No. 1 Capacity Recovery/Expansion Design completion by 2028
  - Includes asset repair and replacement program for all systems

# Ten Year Capital Improvement Plan Budget Summary by Fund

Fund Description	FY 18/19 TYCIP Total
Administrative Services Fund	\$13.5 M
Non-Reclaimable Wastewater Fund	\$18.1 M
Regional Capital Wastewater Improvement Fund	\$472.5 M
Regional Wastewater Operations and Maintenance	\$89.1 M
Recharge Water Fund	\$27.3 M
Recycled Water Fund	\$95.0 M
<b>TOTAL</b>	<b>\$715.5 M</b>

# Fiscal Year 18/19 Ten Year Capital Improvement Plan Adoption Schedule

- ✓ 3/29/18 Info Item to Tech Committee
- ✓ 4/04/18 Info item to IEUA Committees
- ✓ 4/05/18 Info Item to Policy Committee
- ✓ 4/11/18 Info item to IEUA Board
- ✓ 4/26/18 Action item to Tech Committee
- ✓ 5/03/18 Action item to Policy Committee
- ✓ 5/09/18 Action item to IEUA Committees
- 5/16/18 Action item to IEUA Board



# Recommendation

- Adopt the proposed Fiscal Year 2018-2027 Ten Year Capital Improvement Plan.

The TYCIP covers many programs and projects that directly align with several Agency Business Goals, including ***Water Reliability, Wastewater Management, Environmental Stewardship, and Fiscal Responsibility.***

**INFORMATION  
ITEM**

**3A**

**Date:** May 16, 2018

**To:** The Honorable Board of Directors

**From:** Halla Razak, General Manager

**Committee:** Finance & Administration

HHR  
05/09/18

**Executive Contact:** Christina Valencia, Executive Manager of Finance & Administration/AGM

**Subject:** FY 2018/19 Proposed Budget Amendment for Administrative Services,  
Non-Reclaimable, and Water Resources Programs

**Executive Summary:**

On June 21, 2017, the Board of Directors approved the Agency's second Biennial Budget for fiscal years (FYs) 2017/18 and 2018/19, and Ten Year Capital Improvement Plan (TYCIP) for FYs 2018-2027. As part of the biennial budget cycle, a review of the second budget year is done at the end of the first year to determine whether any adjustments are needed to meet changes under certain assumptions or conditions. Amendments to the Regional Wastewater, Recycled Water and Recharge Water programs were presented to the Board on April 11, 2017.

The proposed amendment is for the FY 2018/19 adopted budget of the remaining programs comprised of the Administrative Services, Non-Reclaimable Wastewater, and Water Resources. The net increase of \$3.4 million to total revenues is primarily due to the advancement of an inter-fund loan repayment. No changes to the Water Resources adopted multi-year rates are proposed for FY 2018/19.

**Staff's Recommendation:**

The FY 2018/19 proposed budget amendment for Administrative Services, Non-Reclaimable, and Water Resources Programs is submitted as an informational item for the Board to review and file.

**Budget Impact** Budgeted (Y/N): N Amendment (Y/N): Y Amount for Requested Approval:

Account/Project Name:

*Fiscal Impact (explain if not budgeted):*

The proposed net increase of \$3.6 million to the FY 2018/19 Adopted Budget will increase total Agency fund reserves

Full account coding (internal AP purposes only):

- - -  
- - -

Project No.:



**Prior Board Action:**

On June 21, 2017, the Board of Directors approved the Agency's biennial budget for FYs 2017/18 and 2018/19.

---

**Environmental Determination:**

Not Applicable

---

**Business Goal:**

The proposed amended to the FY 2018/19 Adopted Budget for the Agency's programs is consistent with the IEUA Business Goals of Fiscal Responsibility, Water Reliability, Wastewater Management, Environmental Stewardship, and Business Practices to optimize investment earnings.

---

**Attachments:**

Attachment 1 - Background

Attachment 2 - Powerpoint

Attachment 3 - Administrative Services, Non-Reclaimable Wastewater, and Water Resources Program Sources and Uses of Funds Report

## Background

Subject: FY 2018/19 Budget Amendment for Administrative Services, Non-Reclaimable Wastewater, and Water Resources Programs

### Fiscal Year 2018/19 Proposed Budget Amendment for Administrative Services, Non-Reclaimable Wastewater, and Water Resources Programs

On June 21, 2017 the Board of Directors approved the Agency's second Biennial Budget for fiscal years (FYs) 2017/18 and 2018/19, and Ten-Year Capital Improvement Plan (TYCIP) for FYs 2018-2027. As part of the biennial budget cycle, a review of the second budget year is done at the end of the first year to determine whether any adjustments are needed to meet changes in certain assumptions or conditions. Summarized below are the proposed amendments recommended for FY 2018/19 for the Administrative Services, Non-Reclaimable Wastewater, and Water Resources programs. Proposed amendments for the Regional Wastewater, Recycled Water and Recharge Water programs were presented to the Board for approval on April 11, 2018.

#### TOTAL USES OF FUNDS

The proposed decrease of \$0.15 million in total Uses of Funds is the net result of decrease in operation and administration expense and increase in capital projects as indicated in Table 1 below.

**Table 1: FY 2018/19 Proposed Amendments to Uses of Funds by Program (\$Millions)**

Uses of Funds	Administrative Services	Non-Reclaimable Wastewater	Water Resources	Total
Operations & Administration	(\$1.18)	\$0.99	(\$2.47)	(\$2.66)
Capital Projects	\$0.37	\$2.15	\$0.00	\$2.52
<b>Total</b>	<b>(\$0.81)</b>	<b>\$3.14</b>	<b>(\$2.47)</b>	<b>(\$0.14)</b>

**Operations & Administration:** The proposed decrease in the Water Resources fund is due to a reduction in non-capital projects accounted by adjustment in the Santa Ana River Conservation and Conjunctive Use Program (SARCCUP) execution timeline. These reductions are offset by a proposed increase in operating fees in the Non-Reclaimable Wastewater fund due to projected higher wastewater strength compositions.

**Capital Projects:** The proposed increase is primarily due to the acceleration of the Philadelphia Life Station Force Main Improvement project in the Non-Reclaimable Wastewater (NRW) system and other minor adjustments to Agency-wide capital projects budgeted in the Administrative Services fund.

## SOURCES OF FUNDS

The proposed increase to Sources of Funds of \$3.5 million is primarily associated with the acceleration of inter-fund loan repayment of \$3 million to the Non-Reclaimable Wastewater (NRW) from the Recycled Water program. The advance repayment will support capital improvements to the NRW Philadelphia Lift Station Force Main. The distribution by program and major category is shown in Table 2:

**Table 2: FY 2018/19 Proposed Amendment to Sources of Funds by Program (\$Millions)**

Sources of Funds	Administrative Services	Non-Reclaimable Wastewater	Water Resources	TOTAL
User Charge	\$0.00	\$1.17	\$0.19	<b>\$1.36</b>
Grants	\$0.00	\$0.00	(\$2.29)	<b>(\$2.29)</b>
Inter Fund Transfers	\$0.57	\$0.49	\$0.25	<b>\$1.31</b>
Other*	(\$0.24)	\$3.17	\$0.20	<b>\$3.13</b>
<b>Total</b>	<b>\$0.33</b>	<b>\$4.83</b>	<b>(\$1.65)</b>	<b>\$3.51</b>

\*Other Sources include contract reimbursements and interest earnings.

**User Charges:** The proposed increase of \$1.4 million is primarily due to projected higher passthrough strength and imbalance charges in the NRW north system from Sanitation District of Los Angeles County.

**Grants:** The proposed decrease of \$2.3 million in Grants is primarily due to an adjustment of the Santa Ana River Conservation and Conjunctive Use Program (SARCCUP) execution timeline and timing of related grant receipts.

**Inter Fund Transfers:** The proposed increase in the Administrative Services fund is due to higher inter fund transfers from the Regional Wastewater, Recycled Water and Non-Reclaimable Wastewater programs to support the proposed increase in capital projects. The increase in Water Resources fund is related to the transfer for water connection fees from the Recycled Water program to support conservation projects.

### Adopted Multi-Year Rates

In October 2016, the Board adopted multi-year rates for the Water Resources program; the meter equivalent unit (MEU) fee, to support the Water Resources program costs, including the Agency's regional conservation and water use efficiency programs, and the Readiness to Service (RTS) Recovery rate to recover RTS charges imposed by Metropolitan Water District of Southern California (MWD). The multi-year rates support the Board's commitment to set rates and fees that fully recover the cost of service. No change is proposed for the adopted multi-year rates for the Water Resources program for FY 2018/19.

**Table 3: Adopted Fees and Rates**

	FY 2016/17	FY 2017/18	FY 2018/19	FY 2019/20	FY 2020/21	FY 2021/22	FY 2022/23
<i>Effective Date</i>	10/01/16	7/01/17	7/01/18	7/01/19	7/01/20	7/01/21	7/01/22
<b>RTS Recovery</b>	15%	30%	45%	60%	75%	90%	100%
<b>Meter Equivalent Units (MEU)</b>	\$0.90	\$0.95	\$0.99	\$1.04	Adjustments based on CPI		

**Conclusion**

The proposed increase in total Uses of Funds of \$0.15 million is primarily due to an increase in capital projects offset by a decrease in non-capital projects included in operation and administration expense. The proposed increase of \$3.5 million in total Sources of Funds is primarily due to the acceleration of an inter-fund loan repayment to the Non-Reclaimable Wastewater from the Recycled Water program. No changes to the adopted multi-year rates in Water Resource program are proposed for FY 2018/19.

The proposed amendment to the FY 2018/19 Adopted Budget for the Agency's programs is consistent with the IEUA Business Goals of *Fiscal Responsibility, Water Reliability, Wastewater Management, Environmental Stewardship and Business Practices*.

# FY 2018/19 Proposed Budget Amendments

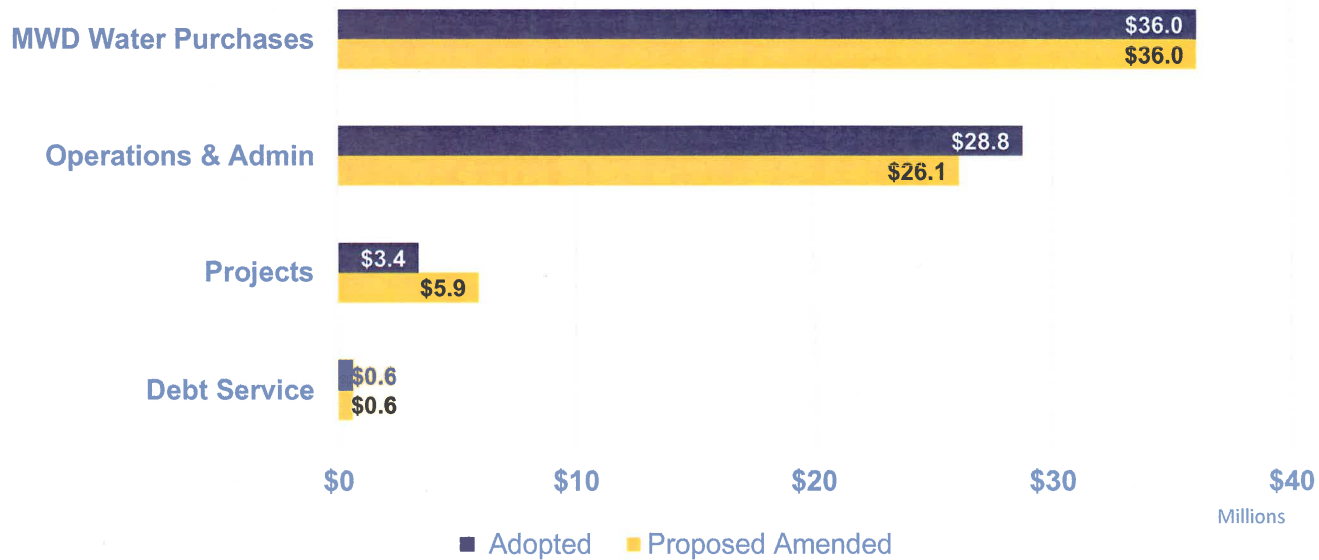
## Administrative Services, Non-Reclaimable Wastewater, and Water Resources Programs



# USES OF FUNDS

## Administrative Services, Non-Reclaimable Wastewater, and Water Resources

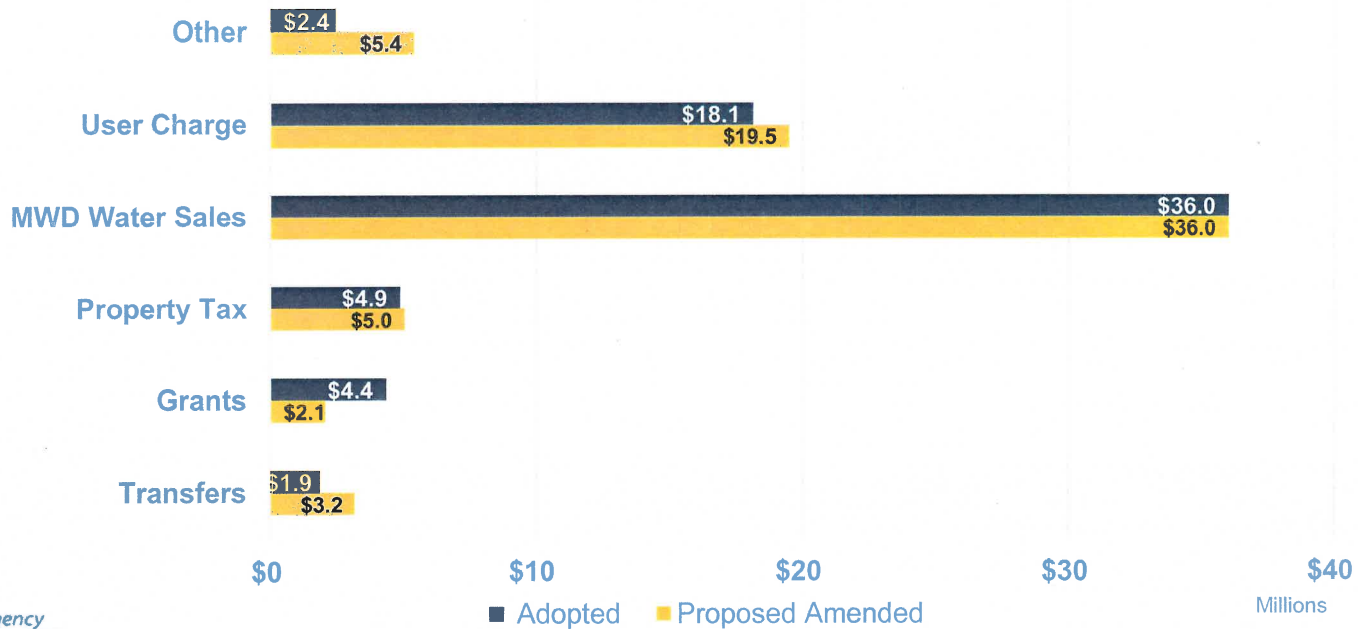
\$ Millions	FY 2018/19 Adopted	FY 2018/19 Proposed	Amendments
Total Uses of Funds	\$68.8	\$68.7	(\$0.1)



# SOURCES OF FUNDS

## Administrative Services, Non-Reclaimable Wastewater, and Water Resources

\$ Millions	FY 2018/19 Adopted	FY 2018/19 Proposed	Amendments
Total Sources of Funds	\$67.7	71.2	\$3.5



# Questions



The proposed amendments to the FY 2018/19 Adopted Budget are consistent with the IEUA Business Goals of *Fiscal Responsibility, Water Reliability, Wastewater Management, Environmental Stewardship and Business Practices*.



**INLAND EMPIRE UTILITIES AGENCY  
FISCAL YEAR 2018/19 BUDGET AMENDMENT  
SOURCES AND USES OF FUNDS**

Administrative Services, Non-Reclaimable Wastewater, and Water Resources Programs (In Thousands)

	FY 2015/16	FY 2016/17	FY 2017/18	FY 2018/19	FY 2018/19 PROPOSED AMENDMENT			
	ACTUAL	ACTUAL	PROJECTED ACTUAL	ADOPTED	Administrative Services Program	Non- Reclaimable Wastewater Program	Water Resources Program	TOTAL
<b>REVENUES</b>								
User Charges	\$16,397	\$16,575	\$17,793	\$18,142	\$0	\$13,294	\$6,207	\$19,501
Property Tax	1,943	1,972	1,972	1,972	1,972	0	0	1,972
Cost Reimbursement JPA	1,370	1,181	1,473	1,502	1,203	0	0	1,203
Contract Cost reimbursement	0	60	318	400	0	0	400	400
Interest Revenue	223	369	394	419	230	350	110	690
Recycled Water Sales	18,654	29,908	41,001	36,040	0	0	36,040	36,040
<b>TOTAL REVENUES</b>	<b>\$38,587</b>	<b>\$50,066</b>	<b>\$62,952</b>	<b>\$58,476</b>	<b>\$3,405</b>	<b>\$13,644</b>	<b>\$42,757</b>	<b>\$59,806</b>
<b>OTHER FINANCING SOURCES</b>								
Property Tax - Debt and Capital	\$4,295	\$2,295	\$2,425	\$2,909	\$0	\$0	\$3,070	\$3,070
Grants	1,393	150	1,430	4,351	0	0	2,060	2,060
Other Revenues	980	267	286	102	2	100	0	102
Sale of Capacity	215	0	0	0	0	0	0	0
Loan Transfer from Internal Fund	0	0	0	0	0	3,000	0	3,000
<b>TOTAL OTHER FINANCING SOURCES</b>	<b>\$6,883</b>	<b>\$2,712</b>	<b>\$4,142</b>	<b>\$7,362</b>	<b>\$2</b>	<b>\$3,100</b>	<b>\$5,129</b>	<b>\$8,231</b>
<b>TOTAL REVENUES AND OTHER FINANCING SOURCES</b>	<b>\$45,470</b>	<b>\$52,778</b>	<b>\$67,094</b>	<b>\$65,838</b>	<b>\$3,407</b>	<b>\$16,744</b>	<b>\$47,886</b>	<b>\$68,038</b>
<b>EXPENSES</b>								
Employment Expenses	\$4,553	\$5,620	\$6,445	\$6,439	\$1,573	\$2,390	\$2,461	\$6,424
Contract Work/Special Projects	3,688	2,432	5,414	8,419	377	100	5,640	6,117
Utilities	484	527	691	860	710	80	0	790
Operating Fees	9,233	9,878	10,457	9,871	21	7,886	3,073	10,979
Chemicals	48	79	130	134	0	134	0	134
Professional Fees and Services	2,889	3,082	4,458	5,281	3,841	133	292	4,266
Office and Administrative expenses	1,782	2,056	2,060	2,568	2,538	24	60	2,621
Biosolids Recycling	21	22	28	54	0	26	0	26
Materials & Supplies	709	562	602	700	417	110	0	527
MWD Water Purchases	18,654	29,908	41,001	36,040	0	0	36,040	36,040
Other Expenses	(1,176)	(1,291)	(5,722)	(5,574)	(6,422)	382	242	(5,798)
<b>TOTAL EXPENSES</b>	<b>\$40,884</b>	<b>\$52,876</b>	<b>\$65,565</b>	<b>\$64,791</b>	<b>\$3,054</b>	<b>\$11,265</b>	<b>\$47,807</b>	<b>\$62,126</b>
<b>CAPITAL PROGRAM</b>								
CSDLAC 4Rs	\$673	\$689	\$705	\$721	\$0	\$721	\$0	\$721
Capital Construction and Expansion	1,408	1,630	2,837	2,675	1,244	3,950	0	5,194
<b>TOTAL CAPITAL PROGRAM</b>	<b>\$2,081</b>	<b>\$2,319</b>	<b>\$3,542</b>	<b>\$3,396</b>	<b>\$1,244</b>	<b>\$4,671</b>	<b>\$0</b>	<b>\$5,915</b>
<b>DEBT SERVICE</b>								
Financial Expenses	\$20	\$60	\$25	\$33	\$32	\$1	\$0	\$33
Interest	450	402	342	307	0	307	0	307
Principal	159	168	454	294	0	294	0	294
Short Term Inter-Fund Loan	0	0	0	0	0	0	0	0
<b>TOTAL DEBT SERVICE</b>	<b>\$628</b>	<b>\$629</b>	<b>\$822</b>	<b>\$634</b>	<b>\$32</b>	<b>\$602</b>	<b>\$0</b>	<b>\$634</b>
<b>TRANSFERS IN (OUT)</b>								
Capital Contribution	\$371	\$501	\$1,497	\$438	\$889	(\$30)	\$0	\$859
Operation support	0	0	640	173	377	(13)	0	364
Capital - Connection Fees Allocation	650	957	1,046	867	339	972	0	1,311
One Water	301	81	373	380	17	0	626	643
<b>TOTAL INTERFUND TRANSFERS IN (OUT)</b>	<b>\$1,322</b>	<b>\$1,539</b>	<b>\$3,557</b>	<b>\$1,858</b>	<b>\$1,621</b>	<b>\$929</b>	<b>\$626</b>	<b>\$3,176</b>
<b>FUND BALANCE</b>								
Net Increase (Decrease)	\$3,199	(\$1,508)	\$721	(\$1,125)	\$698	\$1,136	\$705	\$2,538
Beginning Fund Balance July 01	28,748	31,946	30,438	29,500	15,017	9,022	7,120	31,160
<b>ENDING BALANCE AT JUNE 30</b>	<b>\$31,946</b>	<b>\$30,438</b>	<b>\$31,160</b>	<b>\$28,375</b>	<b>\$15,714</b>	<b>\$10,158</b>	<b>\$7,825</b>	<b>\$33,698</b>
<b>RESERVE BALANCE SUMMARY</b>								
Operating Contingencies	\$13,853	\$12,537	\$12,929	\$10,478	\$1,327	\$7,096	\$5,768	\$14,191
Capital Expansion & Replacement	1,670	1,676	2,043	1,892	0	1,756	0	1,756
CSDLAC Prepayment	673	689	705	721	0	721	0	721
Water Resource Capital	0	4,217	1,222	0	0	0	2,057	2,057
Debt Service & Redemption	584	602	602	586	0	586	0	586
Self Insurance Program	5,675	6,000	6,000	6,000	6,000	0	0	6,000
Employee Retirement Benefit	9,491	4,717	7,659	8,698	8,387	0	0	8,387
<b>ENDING BALANCE AT JUNE 30</b>	<b>\$31,946</b>	<b>\$30,438</b>	<b>\$31,160</b>	<b>\$28,375</b>	<b>\$15,714</b>	<b>\$10,158</b>	<b>\$7,825</b>	<b>\$33,698</b>

\*Numbers may not total due to rounding

**INFORMATION**

**ITEM**

**3B**

**Date:** May 16, 2018

**To:** The Honorable Board of Directors

**Committee:** Finance & Administration

**From:** Halla Razak, General Manager

HR  
05/09/18

**Executive Contact:** Christina Valencia, Executive Manager of Finance & Administration/AGM

**Subject:** FY 2018/19 Adopted Budget for Inland Empire Regional Composting Authority

---

**Executive Summary:**

The Inland Empire Regional Composting Authority (IERCA) is a Joint Power Authority (JPA) formed between IEUA and the Sanitation District No. 2 of Los Angeles County (SDLAC) as a 50/50 partnership with a shared goal to develop a sustainable biosolids management program. The FY 2018/19 budget for IERCA includes \$9.8 million in revenue, \$7.8 million of operating budget, \$2.8 million of capital improvement plan, and maintaining the tipping fee rate at \$56 per wet ton. A capital call of \$1,000,000 to be shared equally by IEUA and SDLAC to support capital improvement project costs, as needed, is also included in the budget.

The FY 2018/19 budget and tipping fee rate were approved and adopted by the IERCA Board on May 7, 2018.

---

**Staff's Recommendation:**

The FY 2018/19 Adopted Budget for the Inland Empire Regional Composting Authority is submitted as an informational item for the Board to review and file.

---

**Budget Impact** Budgeted (Y/N): N Amendment (Y/N): N Amount for Requested Approval:

Account/Project Name:

**Fiscal Impact** (explain if not budgeted):

None.

---

**Prior Board Action:**

None.

---

**Environmental Determination:**

Not Applicable

---

**Business Goal:**

The proposed FY 2018/19 Adopted Budget for the Inland Empire Regional Composting Authority is consistent with the IEUA Business Goals of Fiscal Responsibility and Environmental Stewardship.

---

**Attachments:**


Attachment A - IERCA Board Letter

Attachment B - Schedules A - C, FY 2018/19 IERCA Adopted Budget

Attachment C - FY 2018/19 IERCA Budget Presentation



---

**Date:** May 7, 2018  
**To:** Honorable Board of Directors  
**From:** Christina Valencia   
Treasurer  
**Subject:** Adoption of IERCA Budget for Fiscal Year 2018/19

---

### **RECOMMENDATION**

It is recommended that the Board of Directors;

1. Adopt the Inland Empire Regional Composting Authority (IERCA) budget for fiscal year 2018/19;
2. Maintain the tipping fee rate at \$56 per wet ton; and
3. Approve a capital call of \$1,000,000 to be shared equally by the Inland Empire Utilities Agency (IEUA) and the Sanitation District No. 2 of Los Angeles County (SDLAC) to support capital improvement project costs, as needed.

### **BACKGROUND**

Pursuant to the Inland Empire Regional Composting Authority Joint Powers Agreement (JPA), an annual operating and capital budget is to be presented and adopted by the JPA Board prior to June 30 each year. The proposed FY 2018/19 budget is based on the following key assumptions:

#### **Revenues**

- Maintain tipping fee at \$56 per wet ton,
- Maintain the estimated biosolids receipts of 145,000 tons, and
- Carry forward \$1,000,000 capital call to support the proposed capital improvement plan (CIP).

#### **O&M Expenses**

- Maintain staffing at 25 full time equivalent (FTEs) positions and include one position for succession planning
- Assume \$0.115/kWh rate for electricity purchased from the grid and \$0.1409/kWh rate for solar power.

**Capital Improvement Plan (CIP)**

The proposed FY 2018/19 capital improvement plan of \$2.8 million is funded by a combination of reserves, capital call and tipping fees. A summary of the CIP is shown below in Table 1.

**Table 1: FY 2018/19 Proposed Capital Improvement Plan**

(\$ Thousands)	Actual 2016/17	Adopted Budget 2017/18	Amended Budget 2017/18	Projected Actual 2017/18	Proposed 2018/19
<b>Replacement &amp; Rehabilitation</b>	\$579	\$2,608	\$2,771	\$1,431	\$2,375
<b>Capital Expansion</b>	9	0	223	0	400
<b>Total</b>	<b>\$588</b>	<b>\$2,608</b>	<b>\$2,994</b>	<b>\$1,431</b>	<b>\$2,775</b>

The increase of \$386,000 between the FY 2017/18 adopted and amended budget is due to the carry forward of open encumbrances from the prior fiscal year approved by the Board on November 6, 2017. Projected Actual for FY 2017/18 are within the respective total project budget.

**FY 2018/19 Budget Summary**

The following section summarizes the proposed FY 2018/19 budget for total revenues, expenses, and capital expenditures.

Total revenues in FY 2018/19 of \$9.8 million, as shown in Table 2 below, are approximately \$1.1 million higher than projected actuals for FY 2017/18. The higher revenue is primarily due to the proposed capital call needed to support CIP.

**Table 2: FY 2018/19 Revenues**

<u>REVENUES</u>	<u>\$ 000's</u>	<u>\$/Ton</u>	<u>Assumptions</u>
<b>Tipping Fees</b>	\$8,120	\$56	Based on 145,000 wet tons per year @ a rate of \$56.00/ton.
<b>Contributed Capital</b>	1,000		Capital call equally shared by IEUA and SDLAC. The last capital call was made in FY 2012/13 for \$1,000,000 to support capital process improvements.
<b>Compost Sales/ Organics Waste Recycling/Compost Deliveries</b>	550		100% sales of compost products compost delivery service and green waste recycling.
<b>Biosolids Administration Fees</b>	25		Tipping fee surcharge paid by third party biosolids suppliers.
<b>Interest Income &amp; Other Revenues</b>	75		Assumes 1.75% annual interest rate.
<b>Total Revenues</b>	<b>\$9,770</b>		

Total operating expenses of \$7.8 million proposed for FY 2018/19 are approximately \$520,000 higher than current fiscal year projected actual of \$7.3 million. The higher O&M budget is primarily due to higher materials and supplies. A summary of the FY 2018/19 operating expenses is reported in Table 3.

**Table 3: FY 2018/19 Expenses**

<b>OPERATING EXPENSES</b>	<b>\$ 000's</b>	<b>Assumptions</b>
<b>Employment</b>	\$3,967	26 FTEs, including 1 FTE for succession planning, and operation support provided by IEUA/ SDLAC.
<b>Materials &amp; Supplies</b>	1,369	Includes facility maintenance supplies, fuel, and biofilter media replacement reserve.
<b>Utilities</b>	1,258	Includes power purchases from the grid and solar renewable energy.
<b>Professional Services</b>	765	Includes compost transport and contracted services.
<b>Office &amp; Administration</b>	49	Includes employee training, memberships and office supplies.
<b>Other Expenses</b>	416	Includes leases/rental and financial expenses, insurance, operating fees (Non-Reclaimable Wastewater charges, permits and licenses.)
<b>Total Expenses</b>	<b>\$7,824</b>	

The FY 2018/19 CIP budget of \$2.8 million represents an increase of approximately \$1.3 million compared to the FY 2017/18 projected actual. The additional amount is driven by higher replacement and rehabilitation (R&R) requirements and additional facility improvements. Details on the FY 2018/19 projects are available in Table 4.

**Table 4: FY 2018/19 Capital Improvement Plan**

<b>CAPITAL PROJECTS</b>	<b>\$ 000's</b>	<b>Project Description</b>
<b>Trommel Screen Improvements</b>	\$1,000	Replace trommel screen #1 with a new screening system.
<b>Capital Replacement</b>	500	Create work area to maintain loaders; create maintenance office space.
<b>Ventilation Improvements</b>	300	Replacement of corroded air supply fans.
<b>Building Improvements</b>	200	Improvements to create additional warehouse storage, office space for maintenance staff, and assess reconfiguration of conference room.
<b>Front End Loader Replacement</b>	150	Replacement or rehabilitation of one front end loader.
<b>Belt Conveyor Improvements</b>	150	Replacement and improvement of multiple sections of belt conveyors including channel replacement and protection and corrosion resistant coating.
<b>Transition Air Duct Improvements</b>	75	Modify transition air duct to ensure air is contained and the structure is sound.
<b>Total Capital R&amp;R Budget</b>	<b>\$2,375</b>	
<b>Baghouse Improvements</b>	\$400	Evaluate the baghouse and dust collection system and design and modify the system to address performance

CAPITAL PROJECTS	\$ 000's	Project Description
		enhancements, potential safety concerns, and compliance with current and upcoming codes.
<b>Total Capital Expansion Budget</b>	<b>\$400</b>	
<b>Total Capital Improvement Plan</b>	<b>\$2,775</b>	

**Fund Balance**

Based on the proposed budget, the total ending fund balance is estimated to be \$3.9 million at the end of FY 2018/19 for a decrease of approximately \$0.8 million from the projected ending balance at June 30, 2018. The decrease is primarily due to higher capital R&R costs partially supported by the proposed capital call. The capital call will be exercised as needed to support execution of the proposed CIP.

**Designation of Fund Balance**

Maintaining an adequate fund balance is essential in ensuring the JPA's ability to support day-to-day operations and near term operating and capital requirements. Table 5 below summarizes the proposed designation for the estimated fund balance of \$3.9 million at the end of FY 2018/19, along with the intended funding sources.

**Table 5: FY 2018/19 Fund Balance**

Fund Balance Category	Description	Estimated Ending Balance as of 6/30/2019 (\$Thousands)	Funding Source
<b>Operating Contingency</b>	Equal to three months of operating expenses to address unplanned events.	\$1,893	Tipping fees
<b>BioFilter Replacement</b>	Annual deposits build to support full replacement every 5 years.	973	
<b>Insurance Liability</b>	Self-insurance program.	200	
<b>Capital Replacement/Construction</b>	Projected R&R costs over the next 5 years averages about \$7.90 per wet ton. Approximately \$0.64 per wet ton is covered by the proposed tipping fee of \$57.	858	Reserves, Capital Call and Tipping Fees
<b>Total</b>		<b>\$3,924</b>	

**PRIOR BOARD ACTION**

The Board adopted the FY 2017/18 budget on May 1, 2017.

**IMPACT ON BUDGET**

None.



**Inland Empire Regional Composting Authority  
Schedule A Budget Summary**

	Actual 2015/16	Actual 2016/17	Adopted 2017/18	Amended 2017/18	Proj. Actual 2017/18	Proposed 2018/19	2019/20	2020/21	2021/22	2022/23
<b>Rate Per Ton</b>	<b>\$54.00</b>	<b>\$55.00</b>	<b>\$56.00</b>	<b>\$56.00</b>	<b>\$56.00</b>	<b>\$56.00</b>	<b>\$57.00</b>	<b>\$58.00</b>	<b>\$59.00</b>	<b>\$60.00</b>
<b>Actual/Projected Tonnage</b>	<b>147,893</b>	<b>144,385</b>	<b>145,000</b>	<b>145,000</b>	<b>143,679</b>	<b>145,000</b>	<b>145,000</b>	<b>145,000</b>	<b>145,000</b>	<b>145,000</b>
<b>Revenues</b>										
Contributed Capital	\$0	\$0	(\$1,000,000)	(\$1,000,000)	\$0	(\$1,000,000)	(\$500,000)	\$0	\$0	\$0
Biosolids Recycling (Tipping Fees)	(8,045,513)	(7,999,964)	(8,120,000)	(8,120,000)	(8,046,039)	(8,120,000)	(8,265,000)	(8,410,000)	(8,555,000)	(8,700,000)
Biosolids Recycling Admin Fees	(5,516)	(22,841)	(25,000)	(25,000)	(25,000)	(25,000)	(25,000)	(25,000)	(25,000)	(25,000)
Compost Delivery Svcs	(173,717)	(119,205)	(150,000)	(150,000)	(143,960)	(150,000)	(150,000)	(150,000)	(150,000)	(150,000)
Compost Sales	(377,860)	(351,737)	(350,000)	(350,000)	(400,000)	(400,000)	(360,500)	(371,315)	(382,454)	(393,928)
Energy/Cap Rebates	(354)	(28,941)	-	-	-	-	-	-	-	-
Interest Income	(14,766)	(27,785)	(10,000)	(10,000)	(18,000)	(70,000)	(65,000)	(70,000)	(70,000)	(70,000)
Grants & Subsidies	(50,000)	(10,070)	-	-	-	-	-	-	-	-
Draw on Biofilter Reserve	-	-	-	-	-	-	-	(1,000,000)	-	-
Other Non Operating Revenues	(7,573)	(15,971)	(5,000)	(5,000)	(5,000)	(5,000)	(5,000)	(5,000)	(5,000)	(5,000)
<b>Total Revenues Available for Expenses</b>	<b>(\$8,675,298)</b>	<b>(\$8,576,515)</b>	<b>(\$9,660,000)</b>	<b>(\$9,660,000)</b>	<b>(\$8,637,999)</b>	<b>(\$9,770,000)</b>	<b>(\$9,370,500)</b>	<b>(\$10,031,315)</b>	<b>(\$9,187,454)</b>	<b>(\$9,343,928)</b>
<b>Expenses</b>										
Labor	\$3,429,389	\$3,703,246	\$3,897,500	\$3,897,500	\$3,813,484	\$3,966,996	\$3,923,079	\$4,027,425	\$4,150,926	\$4,424,230
Office & Administration	39,385	36,575	54,654	54,654	59,540	49,169	55,787	56,225	56,676	57,140
Professional Fees & Services	881,913	998,176	973,500	973,500	812,000	765,330	1,023,351	1,043,318	1,063,684	1,084,458
Materials & Supplies/O&M Projects	861,276	808,398	1,124,600	1,124,600	850,000	1,118,500	1,143,470	1,153,957	1,164,336	1,175,026
Bio Filter Media Replacement	-	72,837	250,000	250,000	250,000	250,000	265,225	1,000,000	281,377	289,818
Insurance	153,073	145,583	157,500	157,500	139,009	237,225	167,092	172,104	177,268	182,586
Operating Fees	71,079	104,416	118,500	118,500	63,600	74,768	124,723	127,451	130,240	133,092
Utilities	1,387,050	1,115,460	1,250,680	1,250,680	1,218,084	1,258,475	1,273,985	1,289,195	1,304,608	1,320,227
Leases & Rentals	91,554	151,618	115,000	115,000	100,000	103,450	121,128	123,869	126,674	129,545
Financial Expenses	16,509	3,500	100	100	300	100	100	100	100	100
<b>Total Expenses</b>	<b>\$6,931,229</b>	<b>\$7,139,808</b>	<b>\$7,942,034</b>	<b>\$7,942,034</b>	<b>\$7,306,017</b>	<b>\$7,824,014</b>	<b>\$8,097,940</b>	<b>\$8,993,643</b>	<b>\$8,455,888</b>	<b>\$8,796,223</b>
<b>Capital Projects</b>										
Capital Replacement Project	\$829,376	\$579,019	\$2,608,000	\$2,770,697	\$1,430,841	\$2,375,000	\$950,000	\$1,100,000	\$500,000	\$800,000
Capital Expansion Projects	1,211	9,066	-	222,931	-	400,000	-	-	-	-
<b>Total Capital Projects</b>	<b>\$830,587</b>	<b>\$588,085</b>	<b>\$2,608,000</b>	<b>\$2,993,628</b>	<b>\$1,430,841</b>	<b>\$2,775,000</b>	<b>\$950,000</b>	<b>\$1,100,000</b>	<b>\$500,000</b>	<b>\$800,000</b>
<b>Net Profit/(Loss)</b>	<b>\$913,481</b>	<b>\$848,621</b>	<b>(\$890,034)</b>	<b>(\$1,275,662)</b>	<b>(\$98,859)</b>	<b>(\$829,014)</b>	<b>\$322,560</b>	<b>(\$62,328)</b>	<b>\$231,566</b>	<b>(\$252,294)</b>
<b>Reserves</b>										
Beginning Reserve Balance	\$3,090,074	\$4,003,555	\$4,276,794	\$4,852,177	\$4,852,177	\$4,753,318	\$3,924,304	\$4,246,864	\$4,184,536	\$4,416,102
<b>Ending Reserve Balance</b>	<b>\$4,003,555</b>	<b>\$4,852,177</b>	<b>\$3,386,760</b>	<b>\$3,576,514</b>	<b>\$4,753,318</b>	<b>\$3,924,304</b>	<b>\$4,246,864</b>	<b>\$4,184,536</b>	<b>\$4,416,102</b>	<b>\$4,163,808</b>
Operating Contingency (3mths Expenses)	\$1,732,807	\$1,766,743	\$1,923,009	\$1,923,009	\$1,764,004	\$1,893,503	\$1,958,179	\$1,998,411	\$2,043,628	\$2,126,601
Replacement Reserve - BioFilter	624,840	697,032	770,067	769,532	768,872	973,067	1,176,067	379,067	582,067	785,067
Insurance Liability (Risk Mgmt)	200,000	200,000	200,000	200,000	200,000	200,000	200,000	200,000	200,000	200,000
Capital Replacement & Construction	1,445,908	2,188,402	493,685	683,973	2,020,442	857,734	912,619	1,607,058	1,590,408	1,052,140
<b>Total Reserve Balance</b>	<b>\$4,003,555</b>	<b>\$4,852,177</b>	<b>\$3,386,760</b>	<b>\$3,576,514</b>	<b>\$4,753,318</b>	<b>\$3,924,304</b>	<b>\$4,246,864</b>	<b>\$4,184,536</b>	<b>\$4,416,102</b>	<b>\$4,163,808</b>

Inland Empire Regional Composting Authority  
 Schedule B Budget Detail

Cost Center	Cost Element	Actual	Actual	Adopted	Amended	Proj. Actual	Proposed						
		2015/16	2016/17	2017/18	2017/18	2017/18	2018/19	2019/20	2020/21	2021/22	2022/23		
<b>Tonage/Rate</b>													
	<b>Tons</b>	<b>147,893</b>	<b>144,385</b>	<b>145,000</b>	<b>145,000</b>	<b>143,679</b>	<b>145,000</b>	<b>145,000</b>	<b>145,000</b>	<b>145,000</b>	<b>145,000</b>	<b>145,000</b>	<b>145,000</b>
	O&M Cost per ton	\$ 46.87	\$ 49.45	\$ 54.77	\$ 54.77	\$ 50.85	\$ 53.96	\$ 55.85	\$ 55.13	\$ 58.32	\$ 60.66	\$ 60.66	\$ 60.66
	Biofilter Media Replacement Reserve	\$ 1.50	\$ 0.50	\$ 0.50	\$ 0.50	\$ 0.50	\$ 1.40	\$ 1.40	\$ 1.40	\$ 1.40	\$ 1.40	\$ 1.40	\$ 1.40
	Capital Expansion Cost per Ton		\$ 0.06	\$ -	\$ 1.54	\$ -	\$ 2.76	\$ -	\$ -	\$ -	\$ -	\$ -	\$ -
	Capital Replacement Cost per Ton	\$ 5.62	\$ 4.01	\$ 17.99	\$ 19.11	\$ 9.96	\$ 16.38	\$ 6.55	\$ 7.59	\$ 3.45	\$ 5.52	\$ 5.52	\$ 5.52
	<b>Total Cost Per Ton</b>	<b>\$ 53.98</b>	<b>\$ 54.02</b>	<b>\$ 73.26</b>	<b>\$ 75.92</b>	<b>\$ 61.31</b>	<b>\$ 74.50</b>	<b>\$ 63.80</b>	<b>\$ 64.11</b>	<b>\$ 63.16</b>	<b>\$ 67.58</b>	<b>\$ 67.58</b>	<b>\$ 67.58</b>
	Member Contributions	\$ -	\$ -	\$ 6.90	\$ 6.90	\$ -	\$ 6.90	\$ 3.45	\$ -	\$ -	\$ -	\$ -	\$ -
	CIP Funded by Reserves		\$ 4.07	\$ 11.09	\$ 13.75	\$ 9.96	\$ 12.24	\$ 3.10	\$ 7.59	\$ 3.45	\$ 5.52	\$ 5.52	\$ 5.52
	<b>Rate Per Ton</b>	<b>\$ 53.98</b>	<b>\$ 49.95</b>	<b>\$ 55.27</b>	<b>\$ 55.27</b>	<b>\$ 51.35</b>	<b>\$ 55.36</b>	<b>\$ 57.25</b>	<b>\$ 56.53</b>	<b>\$ 59.72</b>	<b>\$ 62.06</b>	<b>\$ 62.06</b>	<b>\$ 62.06</b>
	<b>Adopted Rate Per Ton</b>	<b>\$ 54.00</b>	<b>\$ 55.00</b>	<b>\$ 56.00</b>	<b>\$ 56.00</b>	<b>\$ 56.00</b>	<b>\$ 56.00</b>	<b>\$ 57.00</b>	<b>\$ 58.00</b>	<b>\$ 59.00</b>	<b>\$ 60.00</b>	<b>\$ 60.00</b>	<b>\$ 60.00</b>
<b>Revenues</b>													
211112	406000 Compost Delivery Svs	(173,717)	(119,205)	(150,000)	(150,000)	(143,960)	(150,000)	(150,000)	(150,000)	(150,000)	(150,000)	(150,000)	(150,000)
211112	406200 Compost Sales	(377,860)	(351,737)	(350,000)	(350,000)	(400,000)	(400,000)	(360,500)	(371,315)	(382,454)	(393,928)	(393,928)	(393,928)
	<b>Service Charges</b>	<b>(551,576)</b>	<b>(470,942)</b>	<b>(500,000)</b>	<b>(500,000)</b>	<b>(543,960)</b>	<b>(550,000)</b>	<b>(510,500)</b>	<b>(521,315)</b>	<b>(532,454)</b>	<b>(543,928)</b>	<b>(543,928)</b>	<b>(543,928)</b>
200112	404010 Biosolids Recycling ( <i>Tipping Fees</i> )	(8,045,513)	(7,999,964)	(8,120,000)	(8,120,000)	(8,046,039)	(8,120,000)	(8,265,000)	(8,410,000)	(8,555,000)	(8,700,000)	(8,700,000)	(8,700,000)
200112	409920 Biosolids Recycling Admin Fees	(5,516)	(22,841)	(25,000)	(25,000)	(25,000)	(25,000)	(25,000)	(25,000)	(25,000)	(25,000)	(25,000)	(25,000)
	<b>Sales</b>	<b>(8,051,029)</b>	<b>(8,022,805)</b>	<b>(8,145,000)</b>	<b>(8,145,000)</b>	<b>(8,071,039)</b>	<b>(8,145,000)</b>	<b>(8,290,000)</b>	<b>(8,435,000)</b>	<b>(8,580,000)</b>	<b>(8,725,000)</b>	<b>(8,725,000)</b>	<b>(8,725,000)</b>
211112	412030 Energy/Cap Rebates	(354)	(28,941)	-	-	-	-	-	-	-	-	-	-
	<b>Other Revenues</b>	<b>(354)</b>	<b>(28,941)</b>	<b>-</b>	<b>-</b>	<b>-</b>	<b>-</b>	<b>-</b>	<b>-</b>	<b>-</b>	<b>-</b>	<b>-</b>	<b>-</b>
	<b>Operating Revenues</b>	<b>(8,602,959)</b>	<b>(8,522,688)</b>	<b>(8,645,000)</b>	<b>(8,645,000)</b>	<b>(8,614,999)</b>	<b>(8,695,000)</b>	<b>(8,800,500)</b>	<b>(8,956,315)</b>	<b>(9,112,454)</b>	<b>(9,268,928)</b>	<b>(9,268,928)</b>	<b>(9,268,928)</b>
211112	480110 Interest Income	(14,766)	(27,785)	(10,000)	(10,000)	(18,000)	(70,000)	(65,000)	(70,000)	(70,000)	(70,000)	(70,000)	(70,000)
211112	483010 Contributed Capital	-	-	(1,000,000)	(1,000,000)	-	(1,000,000)	(500,000)	-	-	-	-	-
211112	484030 Grants & Subsidies	(50,000)	(10,070)	-	-	-	-	-	-	-	-	-	-
211112	493110 Proceeds from Sale of Assets	-	-	-	-	-	-	-	-	-	-	-	-
	Draw on Reserves for Biofilter Reserve	-	-	-	-	-	-	-	(1,000,000)	-	-	-	-
211112	499010 Other Non Operating Revenues	(7,573)	(15,971)	(5,000)	(5,000)	(5,000)	(5,000)	(5,000)	(5,000)	(5,000)	(5,000)	(5,000)	(5,000)
	<b>Non Operating Revenues</b>	<b>(72,339)</b>	<b>(53,826)</b>	<b>(1,015,000)</b>	<b>(1,015,000)</b>	<b>(23,000)</b>	<b>(1,075,000)</b>	<b>(570,000)</b>	<b>(1,075,000)</b>	<b>(75,000)</b>	<b>(75,000)</b>	<b>(75,000)</b>	<b>(75,000)</b>
	<b>TOTAL REVENUES</b>	<b>(8,675,298)</b>	<b>(8,576,515)</b>	<b>(9,660,000)</b>	<b>(9,660,000)</b>	<b>(8,637,999)</b>	<b>(9,770,000)</b>	<b>(9,370,500)</b>	<b>(10,031,315)</b>	<b>(9,187,454)</b>	<b>(9,343,928)</b>	<b>(9,343,928)</b>	<b>(9,343,928)</b>
<b>Expenses</b>													
<b>Office &amp; Administration</b>													
211112	511120 Employee Training and Seminars - Dept Sp	998	7,800	10,000	10,000	10,000	10,300	10,609	10,927	11,255	11,593	11,593	11,593
211112	511220 Travel Costs - Mileage Reimbursement	10,020	4,150	10,000	10,000	3,000	5,000	10,000	10,000	10,000	10,000	10,000	10,000
211112	511230 Travel Costs - Transportation	1,127	-	1,000	1,000	3,000	3,000	1,061	1,093	1,125	1,159	1,159	1,159
211112	511240 Travel Costs - Meals	353	204	300	300	-	309	318	328	338	348	348	348
211112	511250 Travel Costs - Lodging	1,279	920	2,000	2,000	-	2,060	2,122	2,185	2,251	2,318	2,318	2,318
211112	511290 Travel Costs - Other	179	235	200	200	200	200	200	200	200	200	200	200
211112	511330 Safety Awards	140	139	240	240	240	240	240	240	240	240	240	240
211112	512010 Office Supplies-General	10,227	6,856	8,000	8,000	10,000	8,000	8,000	8,000	8,000	8,000	8,000	8,000

**Inland Empire Regional Composting Authority  
Schedule B Budget Detail**

Cost Center	Cost Element	Actual	Actual	Adopted	Amended	Proj. Actual	Proposed	2019/20	2020/21	2021/22	2022/23
		2015/16	2016/17	2017/18	2017/18	2017/18	2018/19				
211112	512210 Forms, Printing and Copying costs	236	333	360	360	14,000	360	360	360	360	360
211112	512350 Postage and Delivery Charges	685	677	500	500	1,100	1,100	500	500	500	500
211112	513010 Meeting Expenses	2,552	2,238	3,000	3,000	1,000	1,000	3,000	3,000	3,000	3,000
211112	513020 Conference Expenses	-	-	1,000	1,000	1,000	1,000	1,000	1,000	1,000	1,000
211112	514010 Memberships - Agency Wide	11,125	11,145	15,000	15,000	15,000	15,000	15,000	15,000	15,000	15,000
211112	514110 Subscriptions and Publications	198	-	450	450	-	-	477	492	506	522
211112	514210 Registration-DMV, Title, Permit, Applic	266	20	500	500	500	500	500	500	500	500
211112	515030 Contributions-Sponsorships	-	1,250	1,504	1,504	500	500	1,800	1,800	1,800	1,800
211112	516010 Ad's-Newspaper/Mag Announce	-	-	-	-	-	-	-	-	-	-
211112	519510 Othr Admin Expense	-	600	200	200	-	200	200	200	200	200
211112	519530 Fines & Penalties	-	7	400	400	-	400	400	400	400	400
<b>Office &amp; Administration Expenses</b>		<b>39,385</b>	<b>36,575</b>	<b>54,654</b>	<b>54,654</b>	<b>59,540</b>	<b>49,169</b>	<b>55,787</b>	<b>56,225</b>	<b>56,676</b>	<b>57,140</b>
<b>Materials &amp; Supplies</b>											
211112	512110 Operating Supplies - General	27,528	21,759	12,000	12,000	10,000	12,000	12,000	12,000	12,000	12,000
211112	512140 Uniform / Throw Rugs	20,757	24,679	20,000	20,000	31,000	31,000	20,000	20,000	20,000	20,000
211112	512160 Laboratory Supplies	1,668	-	5,000	5,000	-	-	5,000	5,464	5,628	5,796
211112	512170 Operations & Maintenance Supplies	452,599	409,238	575,000	575,000	445,000	565,000	575,000	575,000	575,000	575,000
211112	512190 Disaster Preparedness Supplies	-	-	100	100	-	-	-	109	113	116
211112	512410 Fuel	97,131	105,328	200,000	200,000	100,000	160,000	200,000	200,000	200,000	200,000
211112	512440 Industrial Gases	50	-	-	-	-	-	-	-	-	-
211112	512450 Fleet Parts & Supplies	56	78	1,000	1,000	500	500	1,000	1,000	1,000	1,000
211112	512610 Equipment/Furniture - Office - Low Value	-	2,578	-	-	-	-	-	-	-	-
211112	512660 Equipment - Small Tools/Equip.< \$2000	846	671	1,500	1,500	-	-	1,591	1,639	1,688	1,739
211112	512710 Equipment Maintenance & Supplies	237,446	238,078	300,000	300,000	203,500	290,000	318,270	327,818	337,653	347,782
211112	512910 Other Materials & Supplies	23,195	5,989	10,000	10,000	60,000	60,000	10,609	10,927	11,255	11,593
211112	512920 Biofilter Media Replacement	-	72,837	250,000	250,000	250,000	250,000	265,225	1,000,000	281,377	289,818
211112	O&M Projects	-	-	-	-	-	-	-	-	-	-
<b>Materials &amp; Supplies</b>		<b>861,276</b>	<b>881,234</b>	<b>1,374,600</b>	<b>1,374,600</b>	<b>1,100,000</b>	<b>1,368,500</b>	<b>1,408,695</b>	<b>2,153,957</b>	<b>1,445,713</b>	<b>1,464,845</b>
<b>Insurance</b>											
211112	517010 Insurance Premiums - Liability	30,447	34,583	37,500	37,500	33,559	113,625	39,784	40,977	42,207	43,473
211112	517210 Insurance Premiums - Casualty	122,626	111,000	120,000	120,000	105,450	123,600	127,308	131,127	135,061	139,113
211112	517510 Insurance Deductions - Property Loss	-	-	-	-	-	-	-	-	-	-
<b>Insurance</b>		<b>153,073</b>	<b>145,583</b>	<b>157,500</b>	<b>157,500</b>	<b>139,009</b>	<b>237,225</b>	<b>167,092</b>	<b>172,104</b>	<b>177,268</b>	<b>182,586</b>
<b>Professional Fees &amp; Services</b>											
211112	520110 External Audit Services	-	-	5,000	5,000	5,000	5,000	5,000	5,000	5,000	5,000
211112	520210 Legal Fees - General	3,762	7,945	5,000	5,000	3,000	5,000	5,000	5,000	5,000	5,000
211112	520230 Legal Fees - Litigation	-	-	5,000	5,000	-	-	5,253	5,358	5,465	5,575
211112	520920 Professional Services - Engineering	1,000	976	-	-	-	-	-	-	-	-
211112	520960 Internet Services	-	-	-	-	-	-	-	-	-	-
211112	520980 Professional Services - Other	8,703	-	-	-	-	-	-	-	-	-
211112	521010 Contract Labor	11,563	14,438	35,000	35,000	10,000	36,050	36,771	37,506	38,257	39,022
211112	521015 Contract Labor_IJEA	3,378,754	3,649,452	3,825,000	3,825,000	3,756,484	3,892,321	3,846,910	3,949,733	4,071,680	4,343,400
212112	521018 Contract Labor-LACSD	21,237	17,419	25,000	25,000	25,000	25,750	26,265	26,790	27,326	27,873
211112	521030 Contract Burden	17,836	21,937	12,500	12,500	22,000	12,875	13,133	13,395	13,663	13,936

Inland Empire Regional Composting Authority  
 Schedule B Budget Detail

Cost Center	Cost Element	Actual	Actual	Adopted	Amended	Proj. Actual	Proposed				
		2015/16	2016/17	2017/18	2017/18	2017/18	2018/19	2019/20	2020/21	2021/22	2022/23
211112	521050 Contract Materials	-	1,396	1,000	1,000		1,030	1,051	1,072	1,093	1,115
211112	521080 Other Contractual Services	831,014	944,080	900,000	900,000	750,000	700,000	945,540	964,451	983,740	1,003,415
211112	521110 Outside Svc's-Lndscaping/Weed/Pest Cntro	7,421	8,407	13,000	13,000	11,000	11,000	13,658	13,931	14,210	14,494
211112	521120 Outside Services - Security	13,646	14,829	21,000	21,000	19,000	19,000	15,000	15,000	15,000	15,000
211112	521130 Outside Services - Janitorial	12,081	12,787	13,500	13,500	12,000	12,000	14,183	14,467	14,756	15,051
211112	521220 Laboratory Services - Outside	4,286	5,505	10,000	10,000	10,000	10,300	10,506	10,716	10,930	11,149
211112	521310 Graphic Services	-	1,029	-	-	-	-	-	-	-	-
211112	521410 Computer Systems Maintenance	-	1,222	-	-	2,000	2,000	8,160	8,323	8,490	8,659
<b>Prof. fees &amp; Services</b>		<b>4,311,303</b>	<b>4,701,422</b>	<b>4,871,000</b>	<b>4,871,000</b>	<b>4,625,484</b>	<b>4,732,326</b>	<b>4,946,430</b>	<b>5,070,742</b>	<b>5,214,610</b>	<b>5,508,688</b>
<u>Operating Fees</u>											
211112	519310 Operating Permits, Licenses & Fees	15,911	21,830	22,000	22,000	22,000	22,660	23,340	24,040	24,761	25,504
211112	540110 Wastewater-Volumetric Fees	9,638	8,295	6,500	6,500	5,000	6,695	6,829	6,965	7,105	7,247
211112	540210 Strength Charges-BOD/COD	13,921	23,382	35,000	35,000	7,600	7,600	36,771	37,506	38,257	39,022
211112	540220 Strength Charges-TSS	3,209	9,107	10,000	10,000	2,000	4,159	10,506	10,716	10,930	11,149
211112	540223 Strength Charges-TSS Discrepancy Charge	3,805	7,658	10,000	10,000	2,000	4,504	10,506	10,716	10,930	11,149
211112	540320 Monthly Capacity Charge-Regional	-	2,296	5,000	5,000	2,000	5,150	5,253	5,358	5,465	5,575
211112	540330 Capital Improv Proj (CIP) Fees	24,595	31,848	30,000	30,000	23,000	24,000	31,518	32,148	32,791	33,447
<b>Operating Fees</b>		<b>71,079</b>	<b>104,416</b>	<b>118,500</b>	<b>118,500</b>	<b>63,600</b>	<b>74,768</b>	<b>124,723</b>	<b>127,451</b>	<b>130,240</b>	<b>133,092</b>
<u>Utilities</u>											
211112	545110 Electricity	1,184,375	872,959	1,000,000	1,000,000	960,000	1,000,000	1,010,000	1,020,100	1,030,301	1,040,604
211112	545220 Solar Power	182,036	222,657	230,180	230,180	234,784	237,085	241,827	246,664	251,597	256,629
211112	545310 Cell Phone Accessories	-	-	200	200	200	206	210	214	219	223
211112	545311 Cell Phone Expenses	9,107	7,310	7,500	7,500	7,500	8,000	8,500	8,500	8,500	8,500
211112	545320 Telephone	187	255	300	300	300	309	315	322	328	335
211112	545360 Disposal Service	7,495	8,355	8,500	8,500	8,500	8,755	8,930	9,109	9,291	9,477
211112	545370 Water	3,850	3,925	4,000	4,000	7,000	4,120	4,202	4,286	4,372	4,460
<b>Utilities</b>		<b>1,387,050</b>	<b>1,115,460</b>	<b>1,250,680</b>	<b>1,250,680</b>	<b>1,218,084</b>	<b>1,258,475</b>	<b>1,273,985</b>	<b>1,289,195</b>	<b>1,304,608</b>	<b>1,320,227</b>
<u>Leases / Rentals</u>											
211112	512730 Equipment Rental (Non Lease)	20,186	64,557	30,000	30,000	15,000	15,900	31,827	32,782	33,765	34,778
211112	547110 Building / Trailer Leases	71,368	87,061	85,000	85,000	85,000	87,550	89,301	91,087	92,909	94,767
211112	547220 Equipment Lease/Rental - Operations & Ma	-	-	-	-	-	-	-	-	-	-
<b>Lease/Rentals</b>		<b>91,554</b>	<b>151,618</b>	<b>115,000</b>	<b>115,000</b>	<b>100,000</b>	<b>103,450</b>	<b>121,128</b>	<b>123,869</b>	<b>126,674</b>	<b>129,545</b>
<b>Operating Expenses</b>		<b>6,914,720</b>	<b>7,136,308</b>	<b>7,941,934</b>	<b>7,941,934</b>	<b>7,305,717</b>	<b>7,823,914</b>	<b>8,097,840</b>	<b>8,993,543</b>	<b>8,455,788</b>	<b>8,796,123</b>
<u>Financial Expenses</u>											
211112	551010 Bank Service Charges / Fees	1	-	100	100	300	100	100	100	100	100
211112	580020 Loss on Sale of Asset	12,508	-	-	-	-	-	-	-	-	-
211112	580050 Bad Debt Expense	4,000	3,500	-	-	-	-	-	-	-	-
<b>Financial Expenses</b>		<b>16,509</b>	<b>3,500</b>	<b>100</b>	<b>100</b>	<b>300</b>	<b>100</b>	<b>100</b>	<b>100</b>	<b>100</b>	<b>100</b>
<u>Interest Expenses</u>											
211112	555910 Interest Expense - Other	-	-	-	-	-	-	-	-	-	-
<b>Interest Expenses</b>		<b>-</b>	<b>-</b>	<b>-</b>	<b>-</b>	<b>-</b>	<b>-</b>	<b>-</b>	<b>-</b>	<b>-</b>	<b>-</b>
<b>Non-Operating Expenses</b>		<b>16,509</b>	<b>3,500</b>	<b>100</b>	<b>100</b>	<b>300</b>	<b>100</b>	<b>100</b>	<b>100</b>	<b>100</b>	<b>100</b>

**Inland Empire Regional Composting Authority  
Schedule B Budget Detail**

Cost Center	Cost Element	Actual	Actual	Adopted	Amended	Proj. Actual	Proposed	2019/20	2020/21	2021/22	2022/23
		2015/16	2016/17	2017/18	2017/18	2017/18	2018/19				
<b>Capital Projects</b>											
	Capital Replacement Projects	829,376	579,019	2,608,000	2,770,697	1,430,841	2,375,000	950,000	1,100,000	500,000	800,000
	Capital Expansion Projects	1,211	9,066	-	222,931	-	400,000	-	-	-	-
	<b>Capital Projects</b>	<b>830,587</b>	<b>588,085</b>	<b>2,608,000</b>	<b>2,993,628</b>	<b>1,430,841</b>	<b>2,775,000</b>	<b>950,000</b>	<b>1,100,000</b>	<b>500,000</b>	<b>800,000</b>
<b>TOTAL EXPENSES</b>											
		<b>7,761,817</b>	<b>7,727,893</b>	<b>10,550,034</b>	<b>10,935,662</b>	<b>8,736,858</b>	<b>10,599,014</b>	<b>9,047,940</b>	<b>10,093,643</b>	<b>8,955,888</b>	<b>9,596,223</b>
<b>Net Profit/(Loss)</b>											
		<b>913,481</b>	<b>848,621</b>	<b>(890,034)</b>	<b>(1,275,662)</b>	<b>(98,859)</b>	<b>(829,014)</b>	<b>322,560</b>	<b>(62,328)</b>	<b>231,566</b>	<b>(252,294)</b>

**Inland Empire Regional Composting Authority  
Schedule C Projects**

Project No.	Project Title	Actual	Actual	Adopted	Amended	Proj. Actual	Proposed	2019/20	2020/21	2021/22	2022/23
		2015/16	2016/17	2017/18	2017/18	2017/18	2018/19				
<b>Capital Projects</b>											
<b>Capital Replacement</b>											
	<i>Completed &amp; Closed Projects</i>	173,969	-	-	-	-	-	-	-	-	-
RA11001	RCA Capital Replacement	439,415	9,314	-	-	-	-	-	-	-	-
RA14003	IERCF Receiving Pit	142,435	53,542	-	-	-	-	-	-	-	-
RA16001	Fire Sprinkler Improvements	-	50,053	-	149,947	150,728	-	-	-	-	-
RA16002	IERCA ControlNet Replacement	51,205	-	-	-	-	-	-	-	-	-
RA16005	IERCF Workstation Replacement	22,353	2,163	-	-	-	-	-	-	-	-
RA17001	IERCF Transition Air Duct Improvements	-	18,951	525,000	525,000	-	75,000	-	-	-	-
RA17002	IERCF Replace Printers	-	-	-	-	-	-	-	-	-	-
RA17003	IERCF Replace VM Host Servers	-	44,764	-	-	-	-	-	-	-	-
RA17004	IERCF Replace Network Switches	-	16,601	-	-	-	-	-	-	-	-
RA17005	IERCF UPS Replacement	-	2,993	-	-	-	-	-	-	-	-
RA17007	IERCF Building Improvements	-	-	150,000	150,000	140,000	200,000	-	-	-	-
RA17009	MCC HVAC Improvements	-	-	200,000	200,000	133,513	-	-	-	-	-
RA17101	RCA Capital Replacement	-	380,639	-	12,751	6,600	-	-	-	-	-
RA18001	IERCF Network Infrastructure Replacement	-	-	133,000	133,000	100,000	-	-	-	-	-
RA18003	IERCF Ventilation Improvements	-	-	100,000	100,000	100,000	300,000	-	-	-	-
RA18101	RCA Capital Replacement	-	-	500,000	500,000	300,000	500,000	500,000	500,000	500,000	500,000
RA19001	IERCF Pugmill Improvements	-	-	-	-	-	-	-	-	-	-
RA19002	IERCF Trommel Screen Improvements	-	-	1,000,000	1,000,000	500,000	1,000,000	-	-	-	-
RA19003	IERCF Front End Loader Replacement	-	-	-	-	-	150,000	-	-	-	-
RA20003	IERCF Belt Conveyor Improvements	-	-	-	-	-	150,000	150,000	300,000	-	-
RA20004	IERCF Misc Fan Improvements	-	-	-	-	-	-	300,000	300,000	-	-
RA23001	IERCF Inner Roof Lining Repair	-	-	-	-	-	-	-	-	-	300,000
RA26xxx	IERCF Projects AMP	-	-	-	-	-	-	-	-	-	-
<b>Total Capital Replacement Projects</b>		<b>829,376</b>	<b>579,019</b>	<b>2,608,000</b>	<b>2,770,697</b>	<b>1,430,841</b>	<b>2,375,000</b>	<b>950,000</b>	<b>1,100,000</b>	<b>500,000</b>	<b>800,000</b>
<b>Capital Expansion</b>											
RA15001	IERCF Baghouse Improvements	1,211	9,066	-	222,931	-	400,000	-	-	-	-
<b>Total Capital Expansion Projects</b>		<b>1,211</b>	<b>9,066</b>	<b>-</b>	<b>222,931</b>	<b>-</b>	<b>400,000</b>	<b>-</b>	<b>-</b>	<b>-</b>	<b>-</b>
<b>Total Capital Projects</b>		<b>830,587</b>	<b>588,085</b>	<b>2,608,000</b>	<b>2,993,628</b>	<b>1,430,841</b>	<b>2,775,000</b>	<b>950,000</b>	<b>1,100,000</b>	<b>500,000</b>	<b>800,000</b>
<b>O&amp;M Projects</b>											
RA12009	IERCF Structure Protection	-	-	-	-	-	-	-	-	-	-
RA12011	IERCF Lighting Syste	-	-	-	-	-	-	-	-	-	-
<b>Total O&amp;M Projects (included in Materials &amp; Supplies)</b>		<b>-</b>	<b>-</b>	<b>-</b>	<b>-</b>	<b>-</b>	<b>-</b>	<b>-</b>	<b>-</b>	<b>-</b>	<b>-</b>
<b>Total Projects</b>		<b>830,587</b>	<b>588,085</b>	<b>2,608,000</b>	<b>2,993,628</b>	<b>1,430,841</b>	<b>2,775,000</b>	<b>950,000</b>	<b>1,100,000</b>	<b>500,000</b>	<b>800,000</b>



# **FY 2018/19 PROPOSED BUDGET**

**MAY 7, 2018**

# Key Assumptions

2

- Maintain tipping fee at \$56/ wet ton
- Carry forward \$1,000,000 capital call to support proposed capital improvement plan
- Maintain staffing level at 25 FTEs and 1 FTE position for succession planning
- Timely upkeep of assets to support level of service





# FY 2018/19 Proposed Budget



(\$ in Thousands)	FY 2016/17 Actuals	FY 2017/18 Projected	FY 2018/19 Proposed	FY 2019/20 Forecast
<b><i>Tippling fee per wet ton, based on 145,000 wet tons</i></b>	<b>\$55.00</b>	<b>\$56.00</b>	<b>\$56.00</b>	<b>\$57.00</b>
Operating Revenues	\$8,522	\$8,615	\$8,695	\$8,801
Operating Expenses	7,136	7,306	7,824	8,098
Net Operating Increase (Decrease)	1,386	1,309	871	703
Other Funding Sources	54	23	1,075	570
Other Uses of Funds	592	1,431	2,775	950
Net Non-Operating Increase (Decrease)	(538)	(1,408)	(1,700)	(380)
Total Net Change	848	(99)	(829)	323
Beginning Reserve Balance	4,004	4,852	4,753	3,924
<b>Ending Reserve Balance</b>	<b>\$4,852</b>	<b>\$4,753</b>	<b>\$3,924</b>	<b>\$4,247</b>



# Capital Improvement Plan

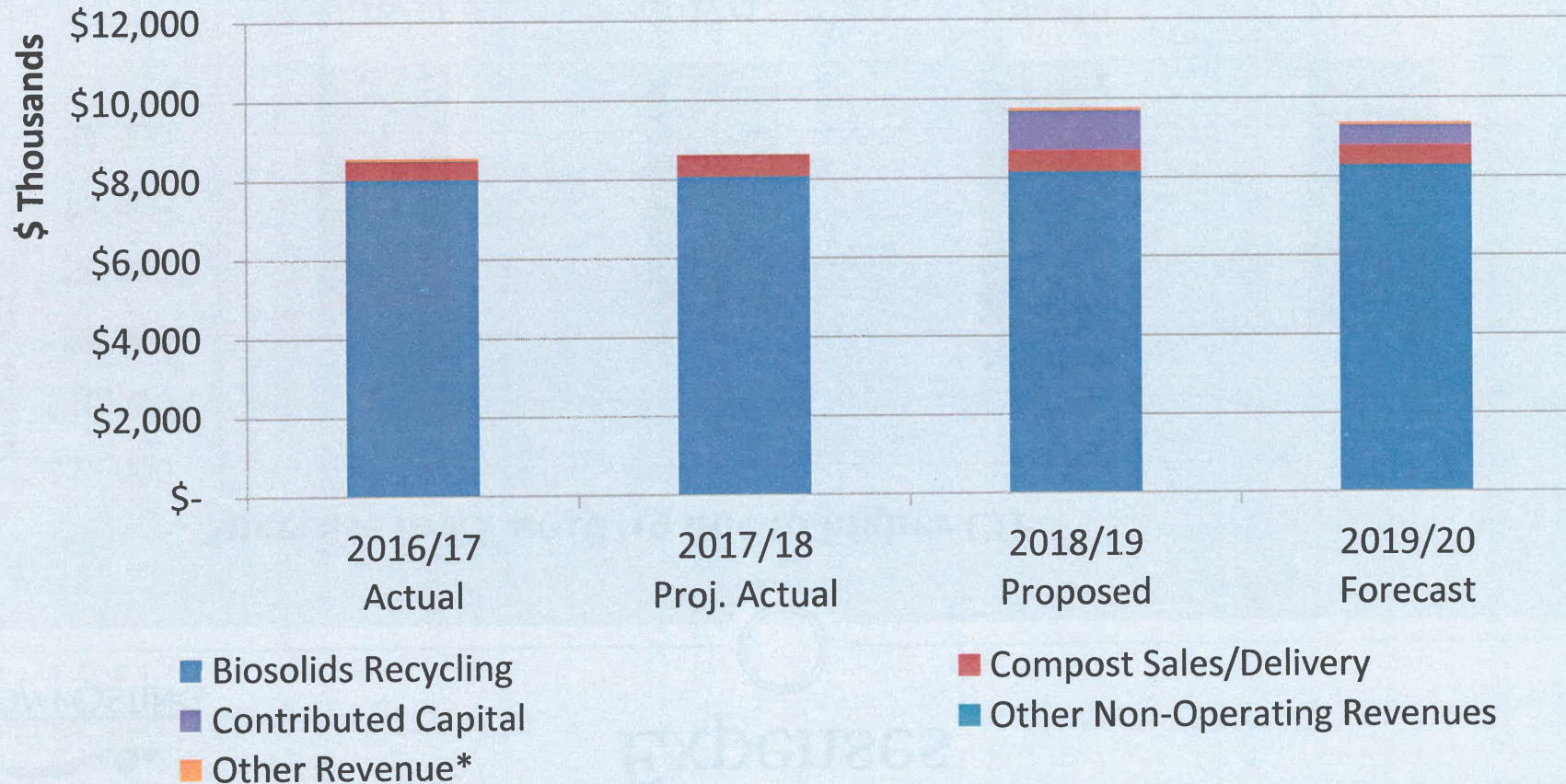


Project Description (\$ in Thousands)	FY 2016/17 Actuals	FY 2017/18 Projected	FY 2018/19 Proposed	FY 2019/20 Forecast
Trommel Screen Improvements	\$0	\$500	\$1,000	\$0
Capital Replacement & Rehabilitation (R&R)	381	307	500	500
Ventilation Improvements	0	100	300	0
Building Improvements	0	140	200	0
Front End Loader Replacement	0	0	150	0
Belt Conveyor Improvements	0	0	150	150
Transition Air Duct Improvements	19	0	75	0
Other Projects	179	384	0	300
<b>Total Capital Replacement</b>	<b>\$579</b>	<b>\$1,431</b>	<b>\$2,375</b>	<b>\$950</b>
Baghouse Improvements	9	0	400	0
<b>Total Capital Expansion</b>	<b>\$9</b>	<b>\$0</b>	<b>\$400</b>	<b>\$0</b>
<b>Total Capital</b>	<b>\$588</b>	<b>\$1,431</b>	<b>\$2,775</b>	<b>\$950</b>

# Revenue



## Increase due to proposed \$1,000,000 capital call

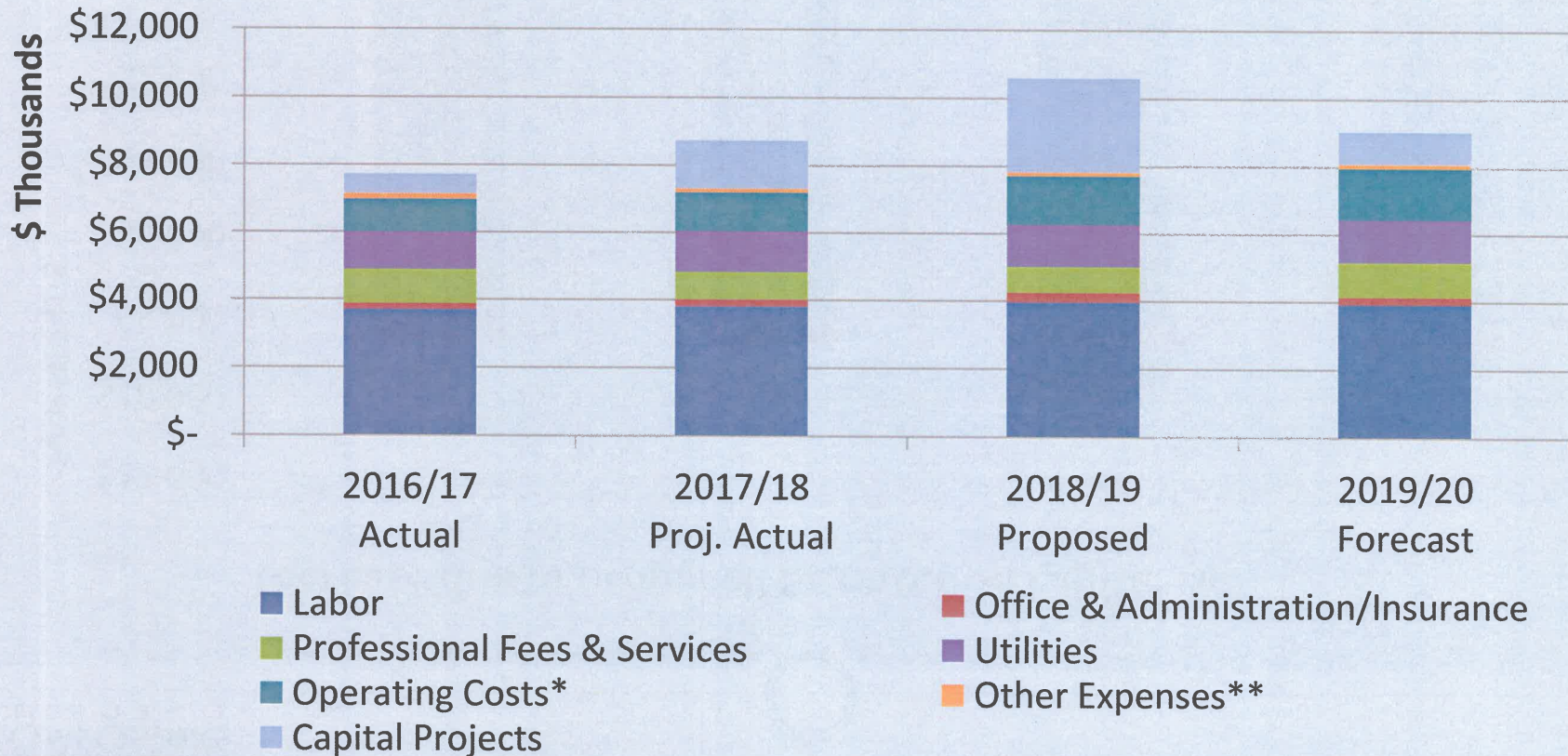


\* Other Revenues include: Interest Income; Energy Cap Rebate; Proceeds from Sales of Assets; Draw on Biofilter Reserve

# Expenses



## Increase in FY 2018/19 due to higher CIP



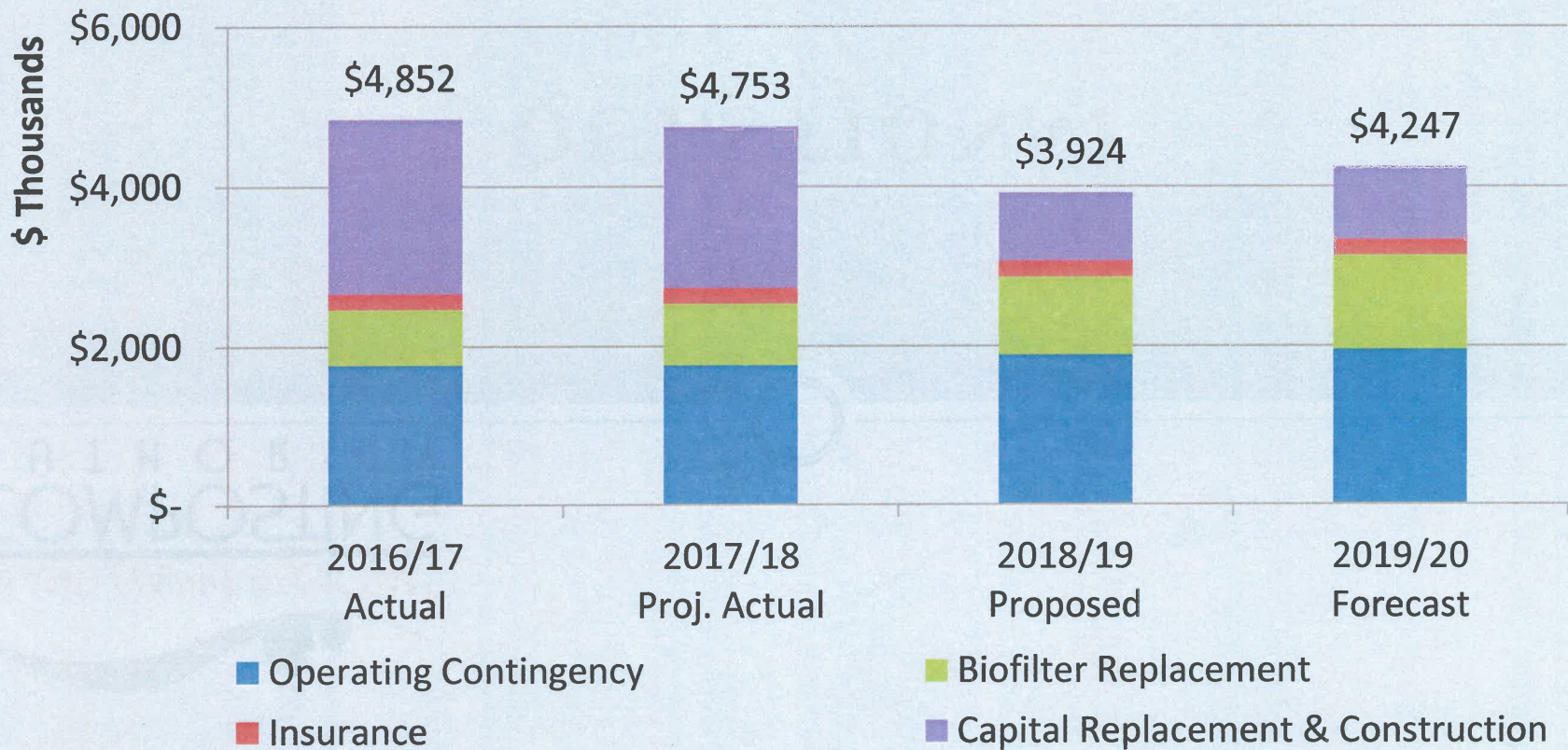
\*Operating Costs include: Operating Fees; Biofilter Reserve Funding; Biofilter Replacement; Materials & Supplies

\*\* Other Expenses include: Leases & Rentals; Financial Expenses

# Total Fund Balance



## Decrease in FY 2018/19 due to higher CIP





**QUESTIONS?**

**INFORMATION  
ITEM**

**3C**

**Date:** May 16, 2018

**To:** The Honorable Board of Directors

**From:** Halla Razak, General Manager

**Committee:** Finance & Administration

HHK  
05/09/18

**Executive Contact:** Christina Valencia, Executive Manager of Finance & Administration/AGM

**Subject:** Treasurer's Report of Financial Affairs

---

**Executive Summary:**

The Treasurer's Report of Financial Affairs for the month ended March 31, 2018 is submitted in a format consistent with the State requirement.

For the month of March 2018, total cash, investments, and restricted deposits of \$206,779,616 reflects an increase of \$4,664,698 compared to the total of \$202,134,918 reported for February 2018. The increase can be attributed to higher Capital Capacity Reimbursement Account (CCRA) deposits held by member agencies and State Revolving Fund (SRF) loan receipts for the new laboratory. The average days of cash on hand for the month ended March 31, 2018 remains at 267 days with no change from prior month.

The Agency's investment portfolio yield in March 2018 was 1.434%, an increase of 0.064% compared to the February yield of 1.370%. The increase was due to yield gained from Local Agency Investment Fund (LAIF), California Asset Management Program (CAMP), and CalTrust accounts.

---

**Staff's Recommendation:**

The Treasurer's Financial Affairs Report for the month ended March 31, 2018 is an informational item for the Board of Director's review.

---

**Budget Impact** *Budgeted* (Y/N): N *Amendment* (Y/N): N *Amount for Requested Approval:*

*Account/Project Name:*

**Fiscal Impact** (explain if not budgeted):

Interest earned on the Agency's investment portfolio increases the Agency's overall reserves.

Full account coding (internal AP purposes only):     -     -     -     Project No.:



**Prior Board Action:**

On April 18, 2018, the Board of Directors approved the Treasurer's Financial Affairs Report for the month ended February 28, 2018.

---

**Environmental Determination:**

Not Applicable

---

**Business Goal:**

The Financial Affairs report is consistent with the Agency's Business Goal of Fiscal Responsibility in providing financial reporting that accounts for cash and investment activities to fund operating requirements and to optimize investment earnings.

---

**Attachments:**

- Attachment 1 - Mar. 18 Financial Affairs - Background
- Attachment 2 - Mar. 18 Financial Affairs - Powerpoint
- Attachment 3 - Mar. 18 Financial Affairs Report

## Background

Subject: Treasurer's Report of Financial Affairs

The Treasurer's Report of Financial Affairs for the month ended March 31, 2018 is submitted in a format consistent with State requirements. The monthly report denotes investment transactions that have been executed in accordance with the criteria stated in the Agency's Investment Policy (Resolution No. 2018-2-5).

Agency total cash, investments, and restricted deposits for the month ended March 31, 2018 was \$206.8 million, an increase of \$4.7 million from the \$202.1 million reported for the month ended February 28, 2018. The increase was primarily due to the timing of collections from customers partially offset by debt service payments.

Pursuant to a duly authorized and executed investment advisory contract, Inland Empire Utilities Agency investment manager, PFM Asset Management LLC has been delegated the authority to select, buy and sell investments on IEUA's behalf beginning in April 2018.

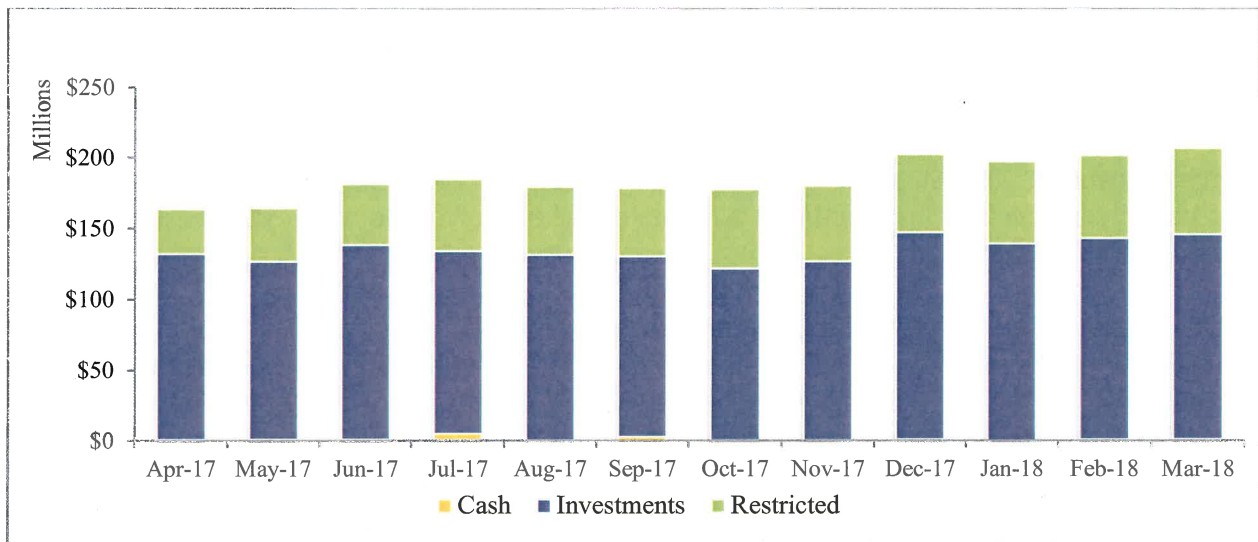
Table 1 represents the Agency portfolio, by authorized investment and duration, with total portfolio amount of \$144.8 million. The Agency portfolio excludes restricted deposits in the amount of \$61.1 million held by member agencies and with fiscal agents.

**Table 1: Agency Portfolio**

Authorized Investments	Allowable Threshold (\$ million or %)	Investment Value as of March 31, 2018 (\$ million)				Average Yield	Portfolio % (Unrestricted)
		Under 1 Year	1-3 Years	Over 3 Years	Total		
LAIF	\$65	\$42.37			\$42.37	1.52%	29.26%
CalTrust	n/a	\$15.28	\$5.99		\$21.27	1.95%	14.69%
CAMP	n/a	\$23.36			\$23.36	1.62%	16.14%
Citizens Business Bank – Sweep	40%	\$22.28			\$22.28	0.70%	15.39%
Brokered Certificates of Deposit	30%	\$0.97	\$0.24		\$ 1.21	1.73%	0.83%
Medium Term Notes	30%	\$9.57	\$1.50		\$11.07	1.32%	7.65%
Municipal Bonds	10%		\$1.00		\$ 1.00	1.75%	0.69%
US Treasury Notes	n/a		\$1.99		\$ 1.99	1.35%	1.38%
US Gov't Securities	n/a	\$8.10	\$12.14		\$20.24	1.33%	13.97%
<b>Total</b>		<b>\$121.93</b>	<b>\$22.86</b>	<b>\$0.00</b>	<b>\$144.79</b>	<b>1.43%</b>	<b>100.00%</b>

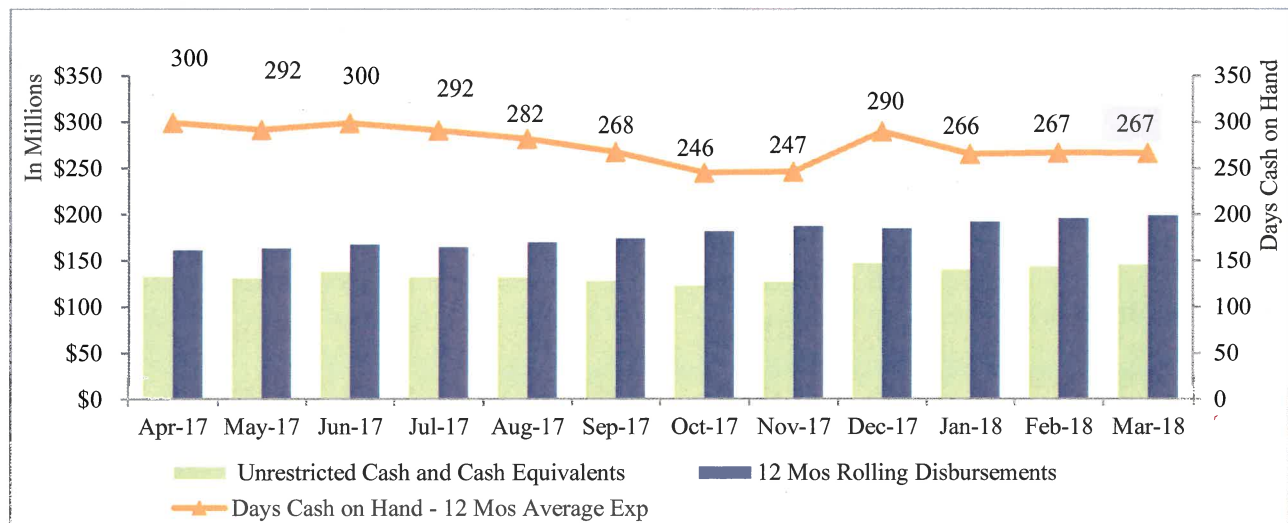
For the month of March 2018, total cash, investments, and restricted deposits reflects an increase of \$4.7 million compared to the February 2018 total, as reported in Figure 1. Unrestricted cash and cash equivalents increased by \$2.2 million from the prior month, and restricted cash slightly increased by \$2.5 million.

**Figure 1: Cash, Investments, and Restricted Deposits**



Average days cash on hand is calculated using the monthly ending balance of unrestricted cash and cash equivalents divided by disbursements associated with operating expenses, debt service, and capital expenditures as recorded in the Agency’s cash flow. The average days of cash on hand for the month ended March 31, 2018 remains at 267 days no change from prior month. as shown in Figure 2.

**Figure 2: Days Cash on Hand – 12 Month Rolling Average**



Monthly cash and investment summaries are available on the Agency’s website at [www.ieua.org/fy-2017-18-cash-and-investment/](http://www.ieua.org/fy-2017-18-cash-and-investment/).

# Treasurer's Report of Financial Affairs for March 31, 2018



# Agency Liquidity

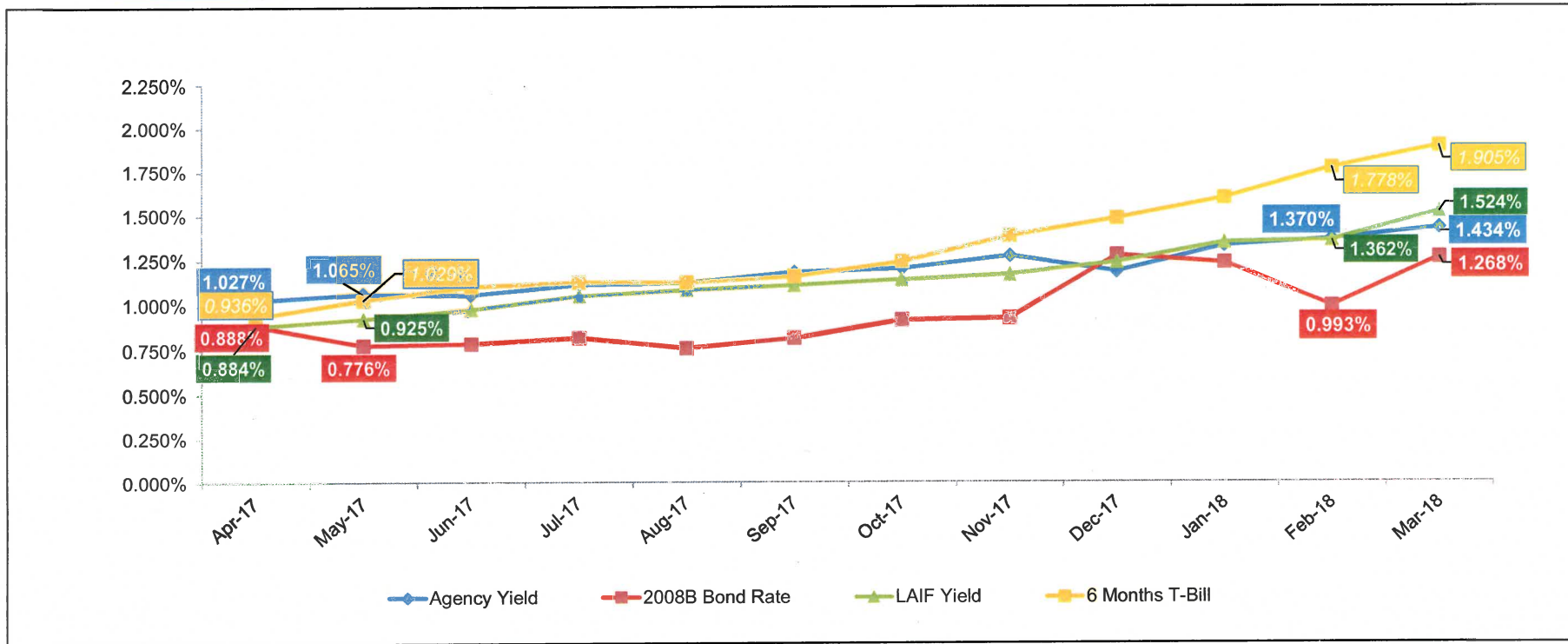
- Increase in total portfolio is mainly due to timing of collections from customers partially offset by debt service payments.

## Liquidity

Description	March (\$ million)	February (\$ million)	Increase/ (Decrease) (\$ million)
Total Cash, Investments, and Restricted Deposits	\$206.8	\$202.1	\$4.7
Total Investment Portfolio	\$144.8	\$142.4	\$2.4
Investment Portfolio Yield	1.434%	1.370%	0.064%
Weighted Average Duration (Years)	0.63	0.67	(0.04)
Average Cash on Hand (days)	267	267	0

Monthly cash and investment summaries available at: [www.ieua.org/fy-2017-18-cash-and-investment/](http://www.ieua.org/fy-2017-18-cash-and-investment/)

# Month End Portfolio Yield Comparison



# Questions



The Treasurer's Report of Financial Affairs is consistent with the Agency's business goal of fiscal responsibility.

# TREASURER'S REPORT OF FINANCIAL AFFAIRS

For the Month Ended March 31, 2018



All investment transactions have been executed in accordance with the criteria stated in the Agency's Investment Policy (Resolution No. 2018-2-5) adopted by the Inland Empire Utilities Agency's Board of Directors during its regular meeting held on February 21, 2018.

The funds anticipated to be available during the next six-month period are expected to be sufficient to meet all foreseen expenditures during the period.

\* A Municipal Water District



**INLAND EMPIRE UTILITIES AGENCY**  
**Cash and Investment Summary**

Month Ended  
 March 31, 2018

	<b>March</b>	<b>February</b>
<b><u>Cash, Bank Deposits, and Bank Investment Accounts</u></b>	<b>\$905,270</b>	<b>\$1,162,514</b>
<b><u>Investments</u></b>		
Citizens Business Bank (CBB) Repurchase (Sweep)	\$22,281,616	\$19,910,484
Local Agency Investment Fund (LAIF)	42,371,018	42,371,018
CalTrust	21,269,741	21,255,019
California Asset Management Program (CAMP)	23,364,198	23,332,014
Certificates of Deposit	1,205,000	1,205,000
Municipal Bonds	998,222	998,116
Medium Term Notes	11,073,015	11,075,433
U.S. Treasury Notes	1,994,799	1,994,420
U.S. Government Sponsored Entities	20,238,204	20,237,540
<b>Total Investments</b>	<b>\$144,795,813</b>	<b>\$142,379,044</b>
 <b>Total Cash and Investments Available to the Agency</b>	 <b>\$145,701,083</b>	 <b>\$143,541,558</b>
 <b><u>Restricted Deposits</u></b>		
Debt Service Accounts	\$2,556,978	\$2,555,390
Capital Capacity Reimbursement Account (CCRA) Deposits Held by Member Agencies	45,643,746	43,252,890
California Employers' Retirement Benefit Trust Account - CERBT (Other Post Employment Benefits - OPEB)	12,114,537	12,058,646
Escrow Deposits	783,272	726,434
<b>Total Restricted Deposits</b>	<b>\$61,098,533</b>	<b>\$58,593,360</b>
 <b>Total Cash, Investments, and Restricted Deposits</b>	 <b>\$206,799,616</b>	 <b>\$202,134,918</b>

**INLAND EMPIRE UTILITIES AGENCY**  
**Cash and Investment Summary**

Month Ended  
 March 31, 2018

**Cash, Bank Deposits, and Bank Investment Accounts**

CBB Demand Account (Negative offset by CBB Sweep Balance)	\$776,473
CBB Payroll Account	-
CBB Workers' Compensation Account	42,406
Subtotal Demand Deposits	\$818,879
<b>Other Cash and Bank Accounts</b>	
Petty Cash	\$2,250
Subtotal Other Cash	\$2,250
<b>US Bank Pre-Investment Money Market Account</b>	\$84,141
<b>Total Cash and Bank Accounts</b>	\$905,270

**Investments**

<b>CBB Repurchase (Sweep) Investments</b>	
Small Business Administration Pass-Through	\$12,024,902
Freddie Mac Bond	10,256,714
Subtotal CBB Repurchase (Sweep)	\$22,281,616
<b>Local Agency Investment Fund (LAIF)</b>	
LAIF Fund	\$42,371,018
Subtotal Local Agency Investment Fund	\$42,371,018
<b>CalTrust</b>	
Short Term	\$15,283,788
Medium Term - Restricted	5,985,953
Subtotal CalTrust	\$21,269,741
<b>California Asset Management Program (CAMP)</b>	
Pool	\$23,364,198
Subtotal CAMP	\$23,364,198

**INLAND EMPIRE UTILITIES AGENCY**  
**Cash and Investment Summary**

Month Ended  
March 31, 2018

**Investments Continued**

**Brokered Certificates of Deposit**

Brokered Certificates of Deposit	\$1,205,000
Subtotal Brokered Certificates of Deposit	<u>\$1,205,000</u>

**Municipal Bonds**

State and Local Municipal Bonds	\$998,222
Subtotal Municipal Bonds	<u>\$998,222</u>

**Medium Term Notes**

Toyota Motor Credit Corp	2,000,000
JP Morgan Chase & Co	999,957
Johnson & Johnson	2,006,554
Microsoft	2,056,385
Exxon Mobil	2,505,576
Wells Fargo Bank	1,504,543
Subtotal Medium Term Notes	<u>\$11,073,015</u>

**U.S. Treasury Notes**

Treasury Note	\$1,994,799
Subtotal U.S. Treasury Notes	<u>\$1,994,799</u>

**U.S. Government Sponsored Entities**

Fannie Mae Bank	\$3,749,764
Freddie Mac Bank	5,490,113
Federal Farm Credit Bank	7,999,411
Federal Home Loan Bank	2,998,916
Subtotal U.S. Government Sponsored Entities	<u>\$20,238,204</u>

<b><i>Total Investments</i></b>	<u><b>\$144,795,813</b></u>
---------------------------------	-----------------------------

# INLAND EMPIRE UTILITIES AGENCY

## Cash and Investment Summary

Month Ended  
March 31, 2018

### Restricted Deposits

#### **Debt Service**

2008B Debt Service Accounts	\$2,556,366
2010A Debt Service Accounts	3
2017A Debt Service Accounts	609
Subtotal Debt Service	\$2,556,978

#### **CCRA Deposits Held by Member Agencies**

City of Chino	\$7,152,366
Cucamonga Valley Water District	5,504,168
City of Fontana	6,950,876
City of Montclair	1,132,481
City of Ontario	15,649,143
City of Chino Hills	7,376,515
City of Upland	1,878,197
Subtotal CCRA Deposits Held by Member Agencies	\$45,643,746

#### **CalPERS**

CERBT Account (OPEB)	\$12,114,537
Subtotal CalPERS Accounts	\$12,114,537

#### **Escrow Deposits**

Kemp Brothers Construction	\$775,925
Subtotal Escrow Deposits	\$783,272

#### ***Total Restricted Deposits***

**\$61,098,533**

#### ***Total Cash, Investments, and Restricted Deposits as of March 31, 2018***

**\$206,799,616**

Total Cash, Investments, and Restricted Deposits as of 3/31/18

\$206,799,616

Less: Total Cash, Investments, and Restricted Deposits as of 2/28/18

202,134,918

#### ***Total Monthly Increase (Decrease)***

**\$4,664,698**

# INLAND EMPIRE UTILITIES AGENCY

## Cash and Investment Summary

Month Ended  
March 31, 2018

	Credit Rating @ Purchase		CHANGES IN Credit Rating		Par	Cost Basis	Term	March	March	% Coupon	% Yield to Maturity	Maturity	Market
	S&P	Moody's	S&P	Moody's	Amount	Amount	(Days)	Amortization	Value		Date	Value	
<b><u>Cash, Bank Deposits, and Bank Investment Accounts</u></b>													
<b>Citizens Business Bank (CBB)</b>													
Demand Account*					\$776,473	\$776,473	N/A	N/A	\$776,473		N/A	N/A	\$776,473
Payroll Checking					0	0	N/A	N/A	0		N/A	N/A	0
Workers' Compensation Account					42,406	42,406	N/A	N/A	42,406		N/A	N/A	42,406
Subtotal CBB Accounts					<u>\$818,879</u>	<u>\$818,879</u>			<u>\$818,879</u>				<u>\$818,879</u>
<b>US Bank (USB)</b>													
Federated Automated MMA					\$84,141	\$84,141	N/A	N/A	\$84,141		1.14%	N/A	\$84,141
Subtotal USB Account					<u>\$84,141</u>	<u>\$84,141</u>			<u>\$84,141</u>		1.14%		<u>\$84,141</u>
<b>Petty Cash</b>													
					<u>\$2,250</u>	<u>\$2,250</u>	N/A	N/A	<u>\$2,250</u>		N/A	N/A	<u>\$2,250</u>
<b>Total Cash, Bank Deposits and Bank Investment Accounts</b>					<u><b>\$905,270</b></u>	<u><b>\$905,270</b></u>			<u><b>\$905,270</b></u>				<u><b>\$905,270</b></u>
<i>*Negative demand checking balance is offset by the Daily Repurchase (Sweep) Account balance</i>													
<b><u>Investments</u></b>													
<b>CBB Daily Repurchase (Sweep) Accounts</b>													
Small Business Administration Pass-Through					\$12,024,902	\$12,024,902	N/A	N/A	\$12,024,902		0.70%	N/A	\$12,024,902
Freddie Mac Bond					\$10,256,714	\$10,256,714			\$10,256,714		0.70%		\$10,256,714
Subtotal CBB Repurchase Accounts					<u>\$22,281,616</u>	<u>\$22,281,616</u>			<u>\$22,281,616</u>		0.70%		<u>\$22,281,616</u>
<b>LAIF Accounts</b>													
Non-Restricted Funds					\$42,371,018	\$42,371,018	N/A	N/A	\$42,371,018		1.524%	N/A	\$42,371,018
Subtotal LAIF Accounts					<u>\$42,371,018</u>	<u>\$42,371,018</u>			<u>\$42,371,018</u>		1.524%		<u>\$42,371,018</u>
<b>CALTRUST Accounts</b>													
Short-Term					\$15,283,788	\$15,283,788	N/A	N/A	\$15,283,788		1.79%	N/A	\$15,283,788
Medium-Term (Self Insurance Reserves)					5,985,953	5,985,953	N/A	N/A	5,985,953		2.35%	N/A	5,985,953
Subtotal CalTrust Accounts					<u>\$21,269,741</u>	<u>\$21,269,741</u>			<u>\$21,269,741</u>		1.948%		<u>\$21,269,741</u>
<b>CAMP Accounts</b>													
Short-Term					\$23,364,198	\$23,364,198	N/A	N/A	\$23,364,198		1.62%	N/A	\$23,364,198
Subtotal CAMP Accounts					<u>\$23,364,198</u>	<u>\$23,364,198</u>			<u>\$23,364,198</u>		1.62%		<u>\$23,364,198</u>

# INLAND EMPIRE UTILITIES AGENCY

## Cash and Investment Summary

Month Ended  
March 31, 2018

	Credit Rating @ Purchase		CHANGES IN Credit Rating		Par	Cost Basis	Term	March	March	% Coupon	% Yield to Maturity	Maturity	Market
	S&P	Moody's	S&P	Moody's	Amount	Amount	(Days)	Amortization	Value			Date	Value
<b>Investments (continued)</b>													
<b>Brokered Certificates of Deposit (CDs)</b>													
American Express Bank	N/A				240,000	240,000	1097		240,000	1.70%	1.70%	07/16/18	239,906
American Express Centurion	N/A				240,000	240,000	1097		240,000	1.70%	1.70%	07/16/18	239,906
Ally Bank	N/A				243,000	243,000	722		243,000	1.45%	1.45%	03/11/19	241,639
Wells Fargo Bank	N/A				242,000	242,000	729		242,000	1.55%	1.55%	03/15/19	240,853
Synchrony Bank	N/A				240,000	240,000	1827		240,000	2.25%	2.25%	10/02/20	237,924
Subtotal Brokered CDs					<u>\$1,205,000</u>	<u>\$1,205,000</u>		\$0	<u>\$1,205,000</u>		1.73%		<u>\$1,200,228</u>
<b>US Treasury Note</b>													
US Treasury Note					<u>\$2,000,000</u>	<u>\$1,990,000</u>	808	\$379	<u>1,994,799.00</u>	1.125%	1.35%	05/31/19	<u>\$1,975,780</u>
Subtotal US Treasuries					<u>\$2,000,000</u>	<u>\$1,990,000</u>		<u>\$379</u>	<u>\$1,994,799</u>		1.35%		<u>\$1,975,780</u>
<b>U.S. Government Sponsored Entities</b>													
Federal Home Loan Bank	AA+	Aaa			1,000,000	1,000,380	713	(16)	1,000,154.00	1.25%	1.23%	01/18/19	993,190
Federal Farm Credit Bank	AA+	Aaa			3,000,000	3,000,000	1,079		3,000,000	1.15%	1.15%	02/22/19	2,973,900
Federal Home Loan Bank	AA+	Aaa			1,000,000	1,003,132	1,023	(95)	1,001,069.00	1.25%	1.14%	03/15/19	991,320
Federal Farm Credit	AA+	Aaa			1,500,000	1,499,411	720	25	1,499,703.00	1.40%	1.42%	03/27/19	1,490,685
Federal Farm Credit	AA+	Aaa			1,500,000	1,499,400	720	25	1,499,708.00	1.40%	1.42%	03/27/19	1,490,685
Federal Home Loan Bank	AA+	Aaa			2,000,000	1,997,600	801	92	1,998,762.00	1.375%	1.43%	05/24/19	1,981,220
Federal Farm Credit Bank	AA+	Aaa			2,000,000	2,000,000	1,460		2,000,000	1.52%	1.52%	06/24/19	1,984,140
Freddie Mac Bond	AA+	Aaa			1,500,000	1,500,000	1,080		1,500,000	1.15%	1.15%	07/26/19	1,479,450
Fannie Mae Step Bond	AA+	Aaa			1,500,000	1,500,000	1,080		1,500,000	1.00%	1.33%	07/26/19	1,486,305
Fannie Mae Bond	AA+	Aaa			900,000	899,460	1,153	14	899,764.00	1.25%	1.27%	08/23/19	887,832
Fannie Mae Bond	AA+	Aaa			1,350,000	1,350,000	1,157		1,350,000	1.25%	1.25%	08/26/19	1,331,600
Freddie Mac Bond	AA+	Aaa			3,000,000	2,972,928	1,359	618	2,989,044.00	1.25%	1.50%	10/02/19	2,955,030
Subtotal U.S. Gov't Sponsored Entities					<u>\$20,250,000</u>	<u>\$20,222,311</u>		<u>\$663</u>	<u>\$20,238,204</u>		1.33%		<u>\$20,045,357</u>

(As of August 2011, all US GSE's have been downgraded to AA+ Rating by S&P)

# INLAND EMPIRE UTILITIES AGENCY

## Cash and Investment Summary

Month Ended  
March 31, 2018

	Credit Rating @ Purchase		CHANGES IN Credit Rating		Par	Cost Basis	Term	March	March	% Coupon	% Yield to Maturity	Maturity	Market
	S&P	Moody's	S&P	Moody's	Amount	Amount	(Days)	Amortization	Value			Date	Value
<b>Municipal Bonds</b>													
San Diego Redevelopment Agency	AA	N/R			\$1,000,000	\$996,800	934	\$106	998,222.00	1.625%	1.75%	09/01/19	\$988,750
Subtotal State and Local Municipal Bonds					\$1,000,000	\$996,800		\$106	\$998,222		1.75%		\$988,750
<b>Medium Term Notes</b>													
Toyota Motor Credit Corp	AA-	Aa3			2,000,000	2,000,000	1,045		2,000,000	1.10%	1.10%	04/25/18	1,997,480
JP Morgan Chase & Co	A-	A3			1,000,000	999,000	1,037	30	999,957	1.625%	1.66%	05/15/18	998,970
Johnson & Johnson	AAA	Aaa			2,000,000	2,027,480	1,044	(816)	2,006,554	1.65%	1.16%	12/05/18	1,990,760
Microsoft	AAA	Aaa			2,050,000	2,076,691	1,045	(792)	2,056,385	1.625%	1.16%	12/06/18	2,040,632
Exxon Mobil	AA+	Aaa			1,000,000	1,005,750	763	(234)	1,002,525	1.708%	1.43%	03/01/19	994,550
Exxon Mobil	AA+	Aaa			1,500,000	1,506,285	712	(271)	1,503,051	1.819%	1.59%	03/15/19	1,491,270
Wells Fargo Bank	AA-	Aa2			1,500,000	1,511,655	1,061	(336)	1,504,543	1.75%	1.48%	05/24/19	1,482,990
Subtotal Medium Term Notes					\$11,050,000	\$11,126,861		(2,419)	\$11,073,015		1.32%		\$10,996,652
<b>Total Investments</b>					<b>\$144,791,573</b>	<b>\$144,827,545</b>			<b>\$144,795,813</b>				<b>\$144,493,339</b>
<i>(Source of Investment Market Value: US Bank)</i>													
<b>Restricted Deposits</b>													
<b>Debt Service and Arbitrage Accounts</b>													
2008B Debt Service Accounts					\$2,556,366	\$2,556,366	N/A	N/A	\$2,556,366		1.09%		\$2,556,366
2010A Debt Service Accounts					3	3	N/A	N/A	3		0.20%		3
2017A Debt Service Accounts					609	609	N/A	N/A	609		0.20%		609
<b>Total Debt Service Accounts</b>					<b>\$2,556,978</b>	<b>\$2,556,978</b>			<b>\$2,556,978</b>		<b>1.09%</b>		<b>\$2,556,978</b>

# INLAND EMPIRE UTILITIES AGENCY

## Cash and Investment Summary

Month Ended  
March 31, 2018

	Credit Rating @ Purchase		CHANGES IN Credit Rating		Par	Cost Basis	Term	March	March	% Coupon	% Yield to	Maturity	Market
	S&P	Moody's	S&P	Moody's	Amount	Amount	(Days)	Amortization	Value		Maturity Date	Value	
<b>CCRA Deposits Held by Member Agencies</b>													
City of Chino					\$7,152,366	\$7,152,366	N/A	N/A	\$7,152,366		N/A	N/A	\$7,152,366
City of Chino Hills					7,376,515	7,376,515	N/A	N/A	7,376,515		N/A	N/A	7,376,515
Cucamonga Valley Water District					5,504,168	5,504,168	N/A	N/A	5,504,168		N/A	N/A	5,504,168
City of Fontana					6,950,876	6,950,876	N/A	N/A	6,950,876		N/A	N/A	6,950,876
City of Montclair					1,132,481	1,132,481	N/A	N/A	1,132,481		N/A	N/A	1,132,481
City of Ontario					15,649,143	15,649,143	N/A	N/A	15,649,143		N/A	N/A	15,649,143
City of Upland					<u>1,878,197</u>	<u>1,878,197</u>	N/A	N/A	<u>1,878,197</u>		N/A	N/A	<u>1,878,197</u>
<i>Subtotal CCRA Deposits Held by Member Agencies</i>					\$45,643,746	\$45,643,746			\$45,643,746				\$45,643,746
<i>Reported total as of January 2018 except Ontario</i>													
<b>CalPERS Deposits</b>													
GERBT Account (OPEB)					\$11,000,000	\$11,000,000	N/A	N/A	\$12,114,537		N/A	N/A	\$12,114,537
Subtotal CalPERS Deposits					<u>\$11,000,000</u>	<u>\$11,000,000</u>			<u>\$12,114,537</u>				<u>\$12,114,537</u>
As of December 31st, the 1 year net return is 10.06%													
<b>Escrow Deposits</b>													
Kemp Brothers Construction Escrow					\$775,925	\$775,925	N/A	N/A	\$775,925		N/A	N/A	\$775,925
Genesis Construction Escrow					\$7,347	\$7,347	N/A	N/A	\$7,347		N/A	N/A	\$7,347
Subtotal Escrow Deposits					<u>\$783,272</u>	<u>\$783,272</u>			<u>\$783,272</u>				<u>\$783,272</u>
<b>Total Restricted Deposits</b>					<u>\$59,983,387</u>	<u>\$59,983,387</u>			<u>\$61,098,533</u>				<u>\$61,097,924</u>
<b>Total Cash, Investments, and Restricted Deposits as of March 31, 2018</b>					<u>\$205,680,230</u>	<u>\$205,716,202</u>			<u>\$206,799,616</u>				<u>\$206,496,533</u>



**INLAND EMPIRE UTILITIES AGENCY**  
**Cash and Investment Summary**

Month Ended  
 March 31, 2018

**March Purchases**

No.	Date	Transaction	Investment Security	Type	Par Amount Purchased	Investment Yield
<i>None</i>						
<b>Total Purchases</b>					<u>\$ -</u>	

**March Investment Maturities, Calls & Sales**

No.	Date	Transaction	Investment Security	Par Amount Matured/Sold	Investment Yield to Maturity
<i>None</i>					
<b>Total Maturities, Calls &amp; Sales</b>				<u>\$ -</u>	

# INLAND EMPIRE UTILITIES AGENCY

## Cash and Investment Summary

Month Ended  
March 31, 2018

### Directed Investment Category

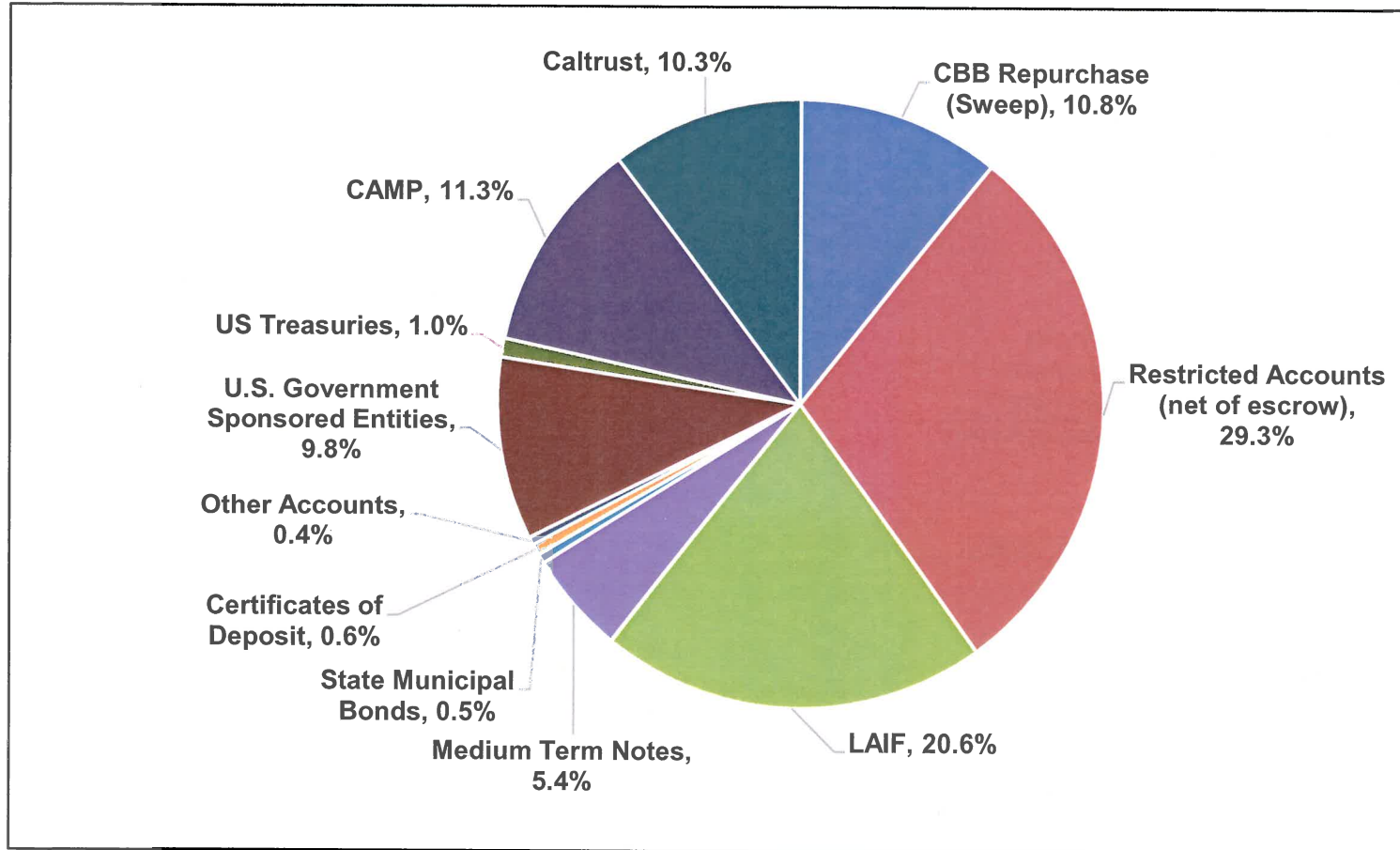
	<u>Amount Invested</u>	<u>Yield</u>
CBB Repurchase (Sweep)	\$22,281,616	0.700%
LAIF	42,371,018	1.524%
CalTrust	21,269,741	1.948%
CAMP	23,364,198	1.620%
Brokered Certificates of Deposit	1,205,000	1.729%
Medium Term Notes	11,073,015	1.321%
Municipal Bonds	998,222	1.753%
US Treasury Notes	1,994,799	1.352%
U.S. Government Sponsored Entities	20,238,204	1.335%
<b>Total Investment Portfolio</b>	<b>\$144,795,813</b>	
<b>Investment Portfolio Rate of Return</b>		<b>1.434%</b>

### Restricted/Transitory/Other Accounts

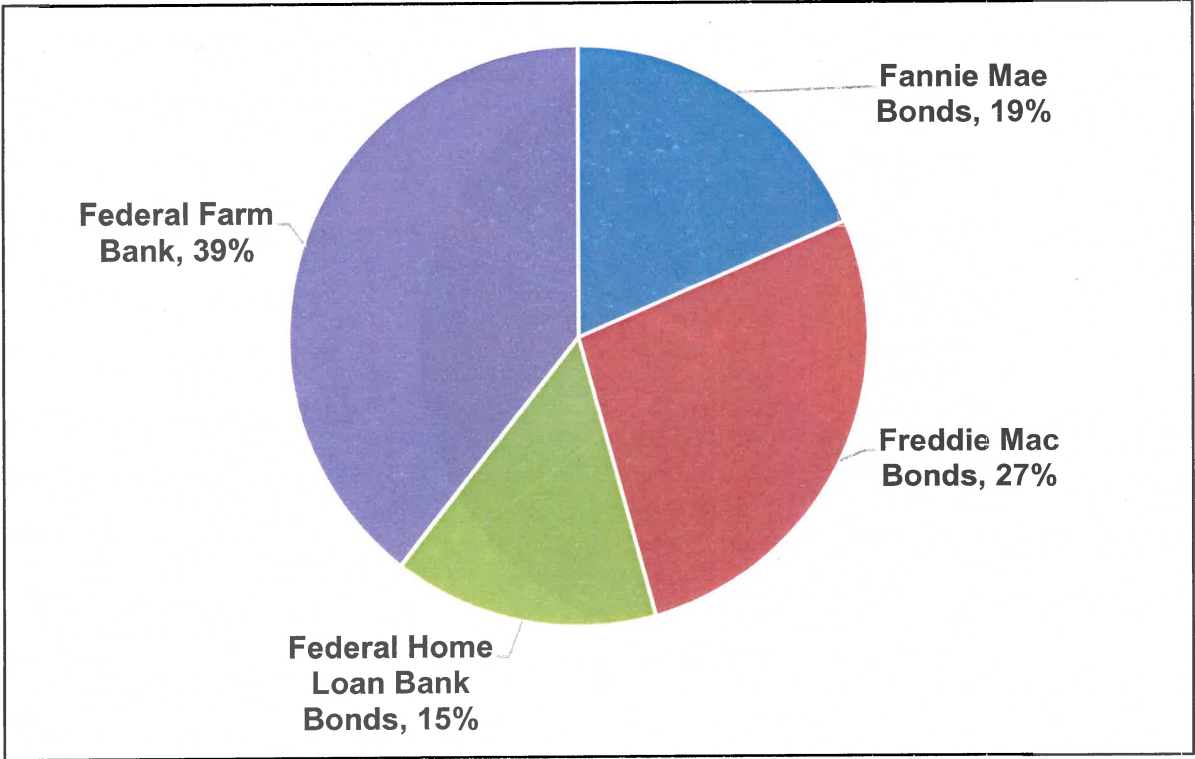
	<u>Amount Invested</u>	<u>Yield</u>
CCRA Deposits Held by Member Agencies	\$45,643,746	N/A
CalPERS OPEB (CERBT) Account	\$12,114,537	N/A
US Bank - 2008B Debt Service Accounts	\$2,556,366	1.090%
US Bank - 2010A Debt Service Accounts	\$3	0.200%
US Bank - 2017A Debt Service Accounts	\$609	0.200%
US Bank - Pre-Investment Money Market Account	\$84,141	1.140%
Citizens Business Bank - Demand Account	\$776,473	N/A
Citizens Business Bank - Workers' Compensation Account	\$42,406	N/A
Other Accounts*	\$2,250	N/A
Escrow Account	\$783,272	N/A
<b>Total Restricted/Transitory/Other Accounts</b>	<b>\$62,003,803</b>	
<b>Average Yield of Other Accounts</b>		<b>1.092%</b>
<b>Total Agency Directed Deposits</b>	<b>\$206,799,616</b>	

\*Petty Cash

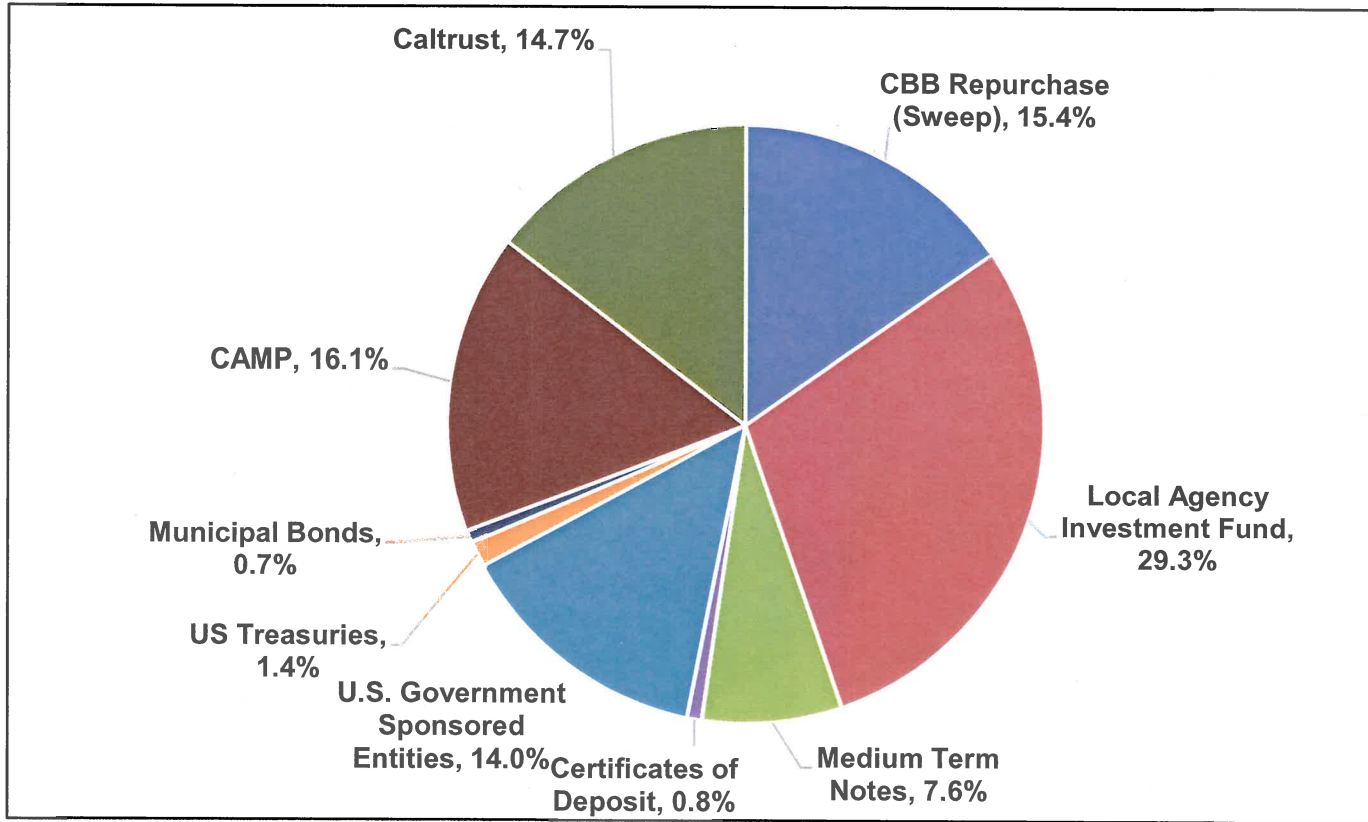
**Inland Empire Utilities Agency**  
**Treasurer's Report of Financial Affairs**  
For the Month Ended March 31, 2018  
Agency Investment Portfolio (Net of Escrow Accounts)  
**\$206,016,344**



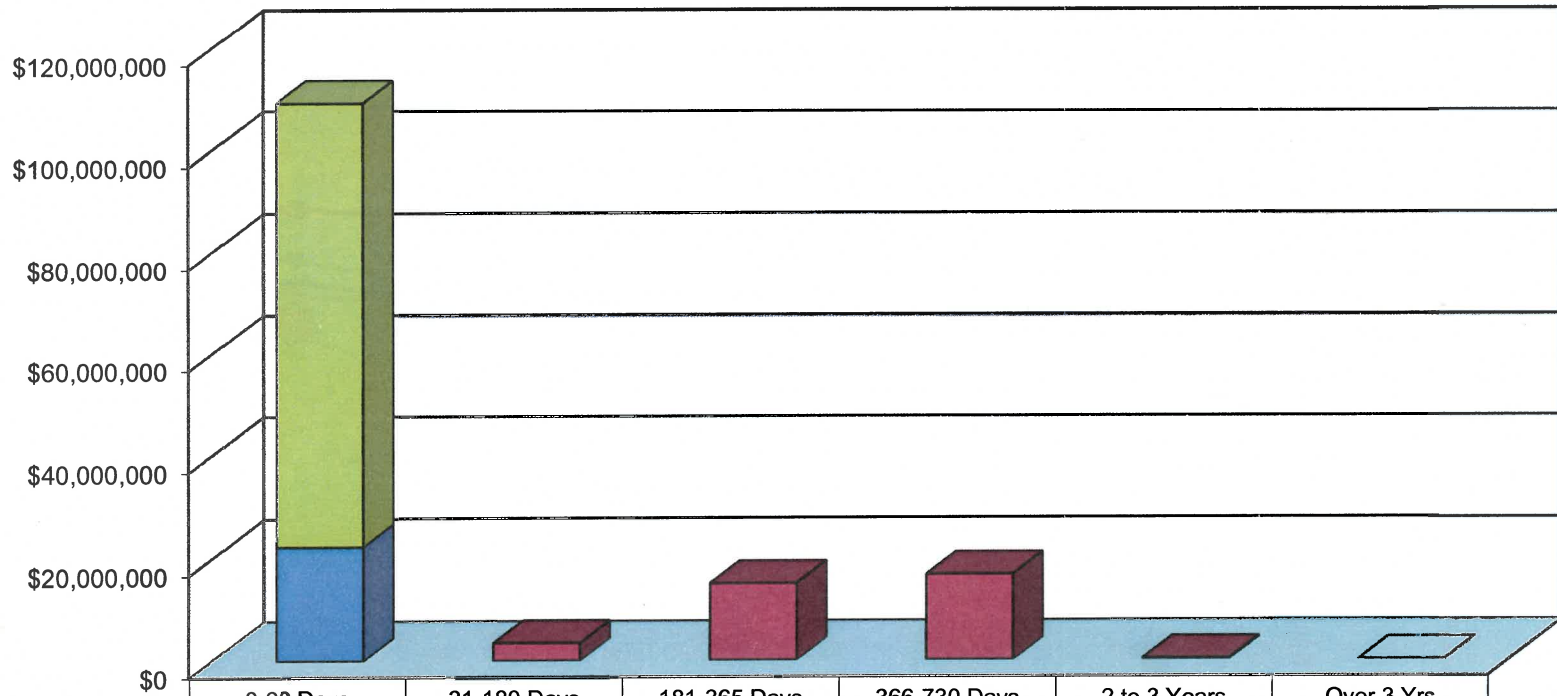
**Inland Empire Utilities Agency**  
**Treasurer's Report of Financial Affairs**  
For the Month Ended March 31, 2018  
U.S. Government Sponsored Entities Portfolio  
**\$20,238,204**



**Inland Empire Utilities Agency**  
**Treasurer's Report of Financial Affairs**  
For the Month Ended March 31, 2018  
Unrestricted Agency Investment Portfolio  
**\$144,795,813**



**Inland Empire Utilities Agency**  
**Treasurer's Report of Financial Affairs**  
For the Month Ended March 31, 2018  
**Agency Investment Portfolio Maturity Distribution (Unrestricted)**  
**\$144,795,813**



	0-30 Days	31-180 Days	181-365 Days	366-730 Days	2 to 3 Years	Over 3 Yrs
■ LAIF+CalTrust+CAMP	\$87,004,957					
■ CBB Repurchase (Sweep)	\$22,281,616					
■ GSE+CD+MTN+MUNI	\$0	3,479,957	15,054,149	16,735,134	240,000	
□ Percent	75.4%	2.4%	10.4%	11.6%	0.2%	0.0%

**Inland Empire Utilities Agency**  
**Treasurer's Report of Financial Affairs**  
 For the Month Ended March 31, 2018  
 Agency Investment Portfolio Yield Comparison

