



**AGENDA
MEETING OF THE
INLAND EMPIRE UTILITIES AGENCY
BOARD OF DIRECTORS**

**WEDNESDAY, MAY 16, 2018
10:00 A.M.**

**INLAND EMPIRE UTILITIES AGENCY*
AGENCY HEADQUARTERS
BOARD ROOM
6075 KIMBALL AVENUE, BUILDING A
CHINO, CALIFORNIA 91708**

**CALL TO ORDER OF THE INLAND EMPIRE UTILITIES AGENCY BOARD OF
DIRECTORS MEETING**

FLAG SALUTE

PUBLIC COMMENT

Members of the public may address the Board on any item that is within the jurisdiction of the Board; however, no action may be taken on any item not appearing on the agenda unless the action is otherwise authorized by Subdivision (b) of Section 54954.2 of the Government Code. Those persons wishing to address the Board on any matter, whether or not it appears on the agenda, are requested to complete and submit to the Board Secretary a "Request to Speak" form which is available on the table in the Board Room. Comments will be limited to three minutes per speaker. Thank you.

ADDITIONS TO THE AGENDA

In accordance with Section 54954.2 of the Government Code (Brown Act), additions to the agenda require two-thirds vote of the legislative body, or, if less than two-thirds of the members are present, a unanimous vote of those members present, that there is a need to take immediate action and that the need for action came to the attention of the local agency subsequent to the agenda being posted.

1. NEW EMPLOYEE INTRODUCTIONS & PROMOTIONS

- None to report this month.

2. CONSENT ITEMS

NOTICE: All matters listed under the Consent Calendar are considered to be routine and non-controversial and will be acted upon by the Board by one motion in the form listed below. There will be no separate discussion on these items prior to the time the Board votes unless any Board members, staff or the public requests specific items be discussed and/or removed from the Consent Calendar for separate action.

A. MINUTES

The Board will be asked to approve the minutes from the March 7, 2018 Board Workshop Meeting, the March 21, 2018 Board Meeting, the April 11, 2018 Special Board Meeting, and the May 2, 2018 Board Workshop.

B. REPORT ON GENERAL DISBURSEMENTS *(Fin/Admin)*

Staff recommends that the Board approve the total disbursements for the month of March 2018, in the amount of \$17,743,220.52.

C. SUPPORT FOR WATER USE EFFICIENCY BILLS AB 1668/SB 606 *(Comm/Leg Affairs)*

Staff recommends that the Board support the water use efficiency legislation – AB 1668 and SB 606.

D. ADOPTION OF RESOLUTIONS FOR THE JOINT IEUA-JCSD REGIONAL WATER RECYCLING PROGRAM

Staff recommends that the Board:

1. Adopt Resolution No. 2018-5-4, authorizing the General Manager to sign and file an application and execute an agreement with the State Water Resources Control Board (SWRCB), for the design and construction of the Joint IEUA-JCSD Regional Water Recycling Program (Project);
2. Adopt Resolution No. 2018-5-5, dedicating revenue for the repayment of the State Revolving Fund (SRF) loan from the SWRCB for the Project; and
3. Adopt Resolution No. 2018-5-6, establishing its intention to apply for and be reimbursed for expenditures related to the construction of the Project.

E. ADOPTION OF RESOLUTION NO. 2018-5-3, PROCEDURES FOR AMENDMENTS TO THE RECORDS RETENTION SCHEDULE, RECORDS RETENTION, AND DESTRUCTION

Staff recommends that the Board adopt Resolution No. 2018-5-3, pertaining to the procedures for amendment of records retention schedule, records retention, and destruction.

F. PURCHASE OF REPLACEMENT CRANE (Eng/Ops/WR)

Staff recommends that the Board:

1. Authorize the purchase of a new Terex BT70100 Boom Truck Crane from Terex for a not-to-exceed amount of \$375,000 (including tax and delivery); and
2. Authorize the General Manager to execute the purchase.

G. RP-1 DIGESTER 6 AND 7 ROOF REPAIRS CONSULTANT CONTRACT AMENDMENT (Eng/Ops/WR)

Staff recommends that the Board:

1. Approve a consultant contract amendment for the RP-1 Digester 6 and 7 Roof Repairs, Project No. EN17042, to GHD Inc., for a not-to-exceed amount of \$167,609; and
2. Authorize the General Manager to execute the contract amendment subject to non-substantive changes.

H. PROJECT MANAGEMENT, ENGINEERING, AND STAFF AUGMENTATION SUPPORT SERVICES CONTRACT AGGREGATION (Eng/Ops/WR)

Staff recommends that the Board authorize the General Manager to reallocate the previously approved spending authorization from individual not-to-exceed amounts of \$1,500,000 to a single aggregate not-to-exceed amount of \$6,000,000 to the following four contracts:

- 4600002051 Wallace & Associates Consulting, Inc.
- 4600002052 Carollo Engineers, Inc.
- 4600002053 MWH Constructors
- 4600002054 GK & Associates

3. ACTION ITEM

A. PROPOSITION 1 GRANT PROFESSIONAL SERVICES CONTRACT AMENDMENT (Eng/Ops/WR)

It is recommended that the Board:

1. Award an engineering services contract amendment to GEI Consultants, Inc., for a not-to-exceed amount of \$95,000; and
2. Authorize the General Manager to execute the contract subject to non-substantive changes.

B. ADOPTION OF RESOLUTION NO. 2018-5-1, REGIONAL PRETREATMENT PROGRAM LOCAL LIMITS (Eng/Ops/WR)

Staff recommends that the Board adopt Resolution No. 2018-5-1, establishing the Regional Pretreatment Program Local Limits applicable to SIUs.

- C. FISCAL YEAR 2018-2027 TEN YEAR CAPITAL IMPROVEMENT PLAN
(Eng/Ops/WR) (Fin/Admin)
Staff recommends that the Board adopt the proposed Fiscal Year 2018-2027 Ten Year Capital Improvement Plan.

4. INFORMATION ITEMS

- A. GRANTS DEPARTMENT SEMI-ANNUAL UPDATE
(WRITTEN/POWERPOINT)
- B. RP-5 LIQUIDS TREATMENT EXPANSION MEMBRANE BIO-REACTOR
PRE-SELECTION REQUEST FOR PROPOSAL UPDATE
(WRITTEN/POWERPOINT)
- C. ENGINEERING AND CONSTRUCTION MANAGEMENT PROJECT
UPDATES (WRITTEN/POWERPOINT)
- D. MWD UPDATE (ORAL)

RECEIVE AND FILE INFORMATION ITEMS

- E. TREASURER'S REPORT OF FINANCIAL AFFAIRS (WRITTEN/
POWERPOINT)
- F. PUBLIC OUTREACH AND COMMUNICATION (WRITTEN)
- G. LEGISLATIVE REPORT FROM INNOVATIVE FEDERAL STRATEGIES
(WRITTEN)
- H. LEGISLATIVE REPORT FROM WEST COAST ADVISORS (WRITTEN)
- I. CALIFORNIA STRATEGIES, LLC MONTHLY ACTIVITY REPORT
(WRITTEN)
- J. FEDERAL LEGISLATIVE TRACKING MATRIX (WRITTEN)
- K. STATE LEGISLATIVE TRACKING MATRIX (WRITTEN)
- L. FY 2018/19 PROPOSED BUDGET AMENDMENT FOR
ADMINISTRATIVE SERVICES, NON-RECLAIMABLE, AND WATER
RESOURCES PROGRAMS (WRITTEN/POWERPOINT)
- M. FY 2018/19 ADOPTED BUDGET FOR INLAND EMPIRE REGIONAL
COMPOSTING AUTHORITY (WRITTEN/POWERPOINT)
- N. OPERATIONS DIVISION UPDATE (POWERPOINT)

5. AGENCY REPRESENTATIVES' REPORTS

- A. SAWPA REPORT (WRITTEN)

- B. MWD REPORT (WRITTEN)
- C. REGIONAL SEWERAGE PROGRAM POLICY COMMITTEE REPORT (WRITTEN)
- D. CHINO BASIN WATERMASTER REPORT (WRITTEN)
- E. CHINO BASIN DESALTER AUTHORITY (WRITTEN)
- F. INLAND EMPIRE REGIONAL COMPOSTING AUTHORITY (WRITTEN)
- 6. GENERAL MANAGER'S REPORT (WRITTEN)
- 7. BOARD OF DIRECTORS' REQUESTED FUTURE AGENDA ITEMS
- 8. DIRECTORS' COMMENTS
 - A. CONFERENCE REPORTS

This is the time and place for the Members of the Board to report on prescheduled Committee/District Representative Assignment meetings, which were held since the last regular Board meeting, and/or any other items of interest.

- 9. CLOSED SESSION
 - A. PURSUANT TO GOVERNMENT CODE SECTION 54956.9(a) – CONFERENCE WITH LEGAL COUNSEL – EXISTING LITIGATION
 - 1. Chino Basin Municipal Water District vs. City of Chino, Case No. RCV51010
 - B. PURSUANT TO GOVERNMENT CODE SECTION 54956.9(d)(4) CONFERENCE WITH LEGAL COUNSEL - ANTICIPATED LITIGATION; INITIATION OF LITIGATION
 - Three Cases
 - C. PURSUANT TO GOVERNMENT CODE SECTION 54957.6 – CONFERENCE WITH LABOR NEGOTIATIONS
 - Meet and Confer Negotiations – All Bargaining Units
 - Negotiating Parties: General Manager Halla Razak
- 10. ADJOURN


*A Municipal Water District

In compliance with the Americans with Disabilities Act, if you need special assistance to participate in this meeting, please contact the Board Secretary (909) 993-1736, 48 hours prior to the scheduled meeting so that the Agency can make reasonable arrangements.

Proofed by: AL

Declaration of Posting

I, April Woodruff, Board Secretary/Office Manager of the Inland Empire Utilities Agency*, A Municipal Water District, hereby certify that a copy of this agenda has been posted by 5:30 p.m. at the Agency's main office, 6075 Kimball Avenue, Building A, Chino, CA on Thursday, May 10, 2018.



April Woodruff

**CONSENT
CALENDAR
ITEM**

2A



**MINUTES OF THE REGULAR
MEETING OF
THE
INLAND EMPIRE UTILITIES AGENCY
BOARD OF DIRECTORS**

**WEDNESDAY, MARCH 7, 2018
10:00 A.M.**

DIRECTORS PRESENT:

Michael Camacho, Vice President
Jasmin A. Hall, Secretary/Treasurer
Paul Hofer
Kati Parker

DIRECTORS ABSENT:

Steven J. Elie, President

STAFF PRESENT:

Halla Razak, General Manager
Chris Berch, Executive Manager of Engineering/AGM
Kathy Besser, Executive Manager of External Affairs & Policy Development/AGM
Randy Lee, Executive Manager of Operations/AGM
Christina Valencia, Executive Manager of Finance & Administration/AGM
Javier Chagoyen-Lazaro, Manager of Finance & Accounting
Warren Green, Manager of Contracts & Procurement
Jason Gu, Grants Officer
Sylvie Lee, Manager of Planning & Environmental Resources
April Woodruff, Board Secretary/Office Manager

OTHERS PRESENT:

Jean Cihigoyenette, JC Law Firm

A regular meeting of the Board of Directors of the Inland Empire Utilities Agency* was held at the office of the Agency, 6075 Kimball Avenue, Bldg. A, Chino, California on the above date.

Vice President Camacho called the meeting to order at 10:00 a.m. and led the pledge of allegiance to the flag. A quorum was present.

Vice President Camacho stated that members of the public may address the Board. There was no one desiring to do so.

Vice President Camacho asked if there were any changes/additions/deletions to the agenda. There were no changes/additions/deletions to the agenda.

WORKSHOP

RETIREMENT UNFUNDED LIABILITIES UPDATE

Manager of Finance & Accounting Javier Chagoyen-Lazaro provided a summary of the cost, funding, and projections of employee benefits. He provided an overview of the pension benefits and health benefits provided to retired employees. Discussion ensued regarding specification of cost of benefits, rate of return projections, unfunded liabilities, and credit ratings.

IEUA PROCUREMENT ORDINANCE NO. 101

Manager of Contracts & Procurement Warren Green provided an overview of the Procurement Ordinance No. 101. He stated that the objective is to establish and set forth the policies governing Agency authority and dollar limits for best value procurements and procurement related activities and ensuring that the Agency is in compliance with water codes, government codes, federal and California public contract codes, the labor code, and the California commercial code. He stated that the Ordinance was last revised in March 2015, and gave an overview of the proposed revisions, recommendations, and timeline process. Discussion ensued regarding the draft Ordinance.

ACTION ITEM

LAFCO COMMISSION REGULAR AND ALTERNATE SPECIAL DISTRICT MEMBER NOMINATIONS

Executive Manager of Finance & Administration/AGM Christina Valencia explained both action items. She stated that the second item is regarding the consolidation of the successor agencies oversight boards, which are being dissolved and being consolidated into a single county-wide oversight agency. She stated that currently, Director Hofer and Director Parker serve on three of the successor agency oversight boards. The Board may choose to nominate someone to serve on the consolidated county-wide oversight agency or choose to take no action. At a later time, the Board will vote to choose a candidate. Discussion ensued about past actions and current LAFCO Commission members.

Upon motion by Director Parker, seconded by Director Hall, and unanimously carried:

M2018-3-1

MOVED, to take no action.

LAFCO REGULAR AND ALTERNATE SPECIAL DISTRICT MEMBER NOMINATIONS FOR THE COUNTYWIDE REDEVELOPMENT OVERSIGHT BOARD

Upon motion by Director Parker, seconded by Director Hall, and unanimously carried:

M2018-3-2

MOVED, to take no action.

With no further business, Vice President Camacho adjourned the meeting at 10:48 a.m.

Jasmin A. Hall, Secretary/Treasurer

APPROVED: MAY 16, 2018



**MINUTES OF THE REGULAR
MEETING OF
THE
INLAND EMPIRE UTILITIES AGENCY
BOARD OF DIRECTORS**

**WEDNESDAY, MARCH 21, 2018
10:00 A.M.**

DIRECTORS PRESENT:

Steven J. Elie, President
Michael Camacho, Vice President
Jasmin A. Hall, Secretary/Treasurer
Paul Hofer
Kati Parker

STAFF PRESENT:

Halla Razak, General Manager
Chris Berch, Executive Manager of Engineering/AGM
Kathy Besser, Executive Manager of External Affairs & Policy Development/AGM
Randy Lee, Executive Manager of Operations/AGM
Christina Valencia, Executive Manager of Finance & Administration/AGM
Adham Almasri, Senior Engineer
Blanca Arambula, Deputy Manager of Human Resources
Lucia Diaz, Facilities Program Supervisor
Dan Dyer, Collections System Supervisor
Christian Gomez, Engineering & Construction Intern
Jason Gu, Manager of Grants
Joel Ignacio, Senior Engineer
Sylvie Lee, Manager of Planning & Environmental Resources
Lisa Morgan-Perales, Senior Water Resources Analyst
Martin Pinon, Interim Human Resources Manager
Jason Pivovarov, Senior Engineer
Jim Spears, Associate Engineer
Shaun Stone, Manager of Engineering
Teresa Velarde, Manager of Internal Audit
April Woodruff, Board Secretary/Office Manager

OTHERS PRESENT:

Jean Cihigoyenette, JC Law Firm
Amy Bonczewski, City of Ontario
Mandy Parkes, Inland Empire Resources Conservation District
Steve Sentes, Chino Basin Water Conservation District
Paul Williams, Inland Empire Resources Conservation District

A regular meeting of the Board of Directors of the Inland Empire Utilities Agency* was held at the office of the Agency, 6075 Kimball Avenue, Bldg. A, Chino, California on the above date.

President Elie called the meeting to order at 10:01 a.m. and Executive Manager of Engineer/AGM Chris Berch led the Pledge of Allegiance to the flag. A quorum was present.

President Elie stated that members of the public may address the Board. There was no one desiring to do so.

President Elie asked if there were any changes/additions/deletions to the agenda. There were no changes/additions/deletions to the agenda.

NEW HIRE INTRODUCTIONS

President Elie stated that the introductions of the new hires would be postponed to the next month due to new hire availability.

PROMOTIONS

Executive Manager of Operations/Assistant General Manager Randy Lee announced the following promotion:

- Mr. Dan Dyer, Wastewater Plant Operator V to Collections System Supervisor, effective 3/11/2018

The Board of Directors congratulated Mr. Dyer on his promotion.

PRESENTATIONS

District Manager of the Inland Empire Resources Conservation District (District), Mandy Parkes, introduced the District's President of the Board Paul Williams, and Ms. Parkes gave a short introduction presentation on the District, and spoke of a possible partnering with IEUA. Director Parker thanked Ms. Parkes for the presentation. Director Parker stated that she sees synergies between the two agencies because IEUA has to do California Environmental Quality Act work and with that work comes mitigation efforts. Director Hofer also complimented Ms. Parkes and Board President Paul Williams for the presentation. He stated that it's important for many agencies who are doing similar work to work together to maximize tax payer funds. Discussion ensued regarding the funding of the District.

CONSENT ITEMS

President Elie asked if there were any Board members wishing to pull an item from the Consent Calendar for discussion. There was no one desiring to do so.

Upon motion by Director Hofer, seconded by Director Hofer, and unanimously carried:

M2018-3-3

MOVED, to approve the Consent Calendar.

- A. The Board approved the minutes from the February 7, 2018, Board Meeting/Workshop and the February 21, 2018 Board meeting.
- B. The Board approved the total disbursements for the month of January 2018, in the amount of \$16,320,934.01.
- C. The Board:
 1. Authorized the purchase of 14 new fleet vehicles from National Auto Fleet Group for a not-to-exceed amount of \$500,000 (including tax and delivery); and

Continued...

M2018-3-3 continued.

2. Authorized the General Manager to execute the purchase.

D. The Board:

1. Awarded a construction contract for the RP-5 DynaSand Filter Rehabilitation Project, to GSE Construction Co., in the amount of \$476,800; and
2. Authorized the General Manager to execute the contract.

E. The Board:

1. Awarded a construction contract for the RP-1 Power System Upgrades Phase II, Project No. EN13048, to Henkels & McCoy in the amount of \$358,812.54; and
2. Authorized the General Manager to execute the contract.

F. The Board:

1. Approved the consultant contract amendment for the RP-1 Disinfection Improvements, Project No. EN11039, to Carollo Engineers for a not-to-exceed amount of \$56,354; and
2. Authorized the General Manager to execute the contract amendment subject to non-substantive changes.

G. The Board:

1. Adopted Resolution No. 2018-3-1, authorizing the Agency to enter into a financial assistance agreement with the U.S. Department of Interior – Bureau of Reclamation for the Bay-Delta Restoration Program: CALFED Water Use Efficiency Grant; and

**RESOLUTION 2018-3-1
RESOLUTION OF THE BOARD OF DIRECTORS OF INLAND EMPIRE UTILITIES AGENCY*, SAN BERNARDINO COUNTY, CALIFORNIA, AUTHORIZING THE INLAND EMPIRE UTILITIES AGENCY TO ENTER INTO A FINANCIAL ASSISTANCE AGREEMENT UNDER THE BAY-DELTA RESTORATION PROGRAM: CALFED WATER USE EFFICIENCY GRANTS WITH THE U.S. DEPARTMENT OF INTERIOR – BUREAU OF RECLAMATION AND AUTHORIZING THE AGENCY TO EXECUTE THE FINANCIAL ASSISTANCE AGREEMENT AND ANY AMENDMENTS THERETO (for full text, see Resolution Book)**

2. Authorized the General Manager to execute the financial assistance agreement, any amendments and any grant related documents thereto.

INFORMATION ITEMS

ENGINEERING AND CONSTRUCTION MANAGEMENT PROJECT UPDATE

Manager of Engineering Shaun Stone gave a PowerPoint presentation on the Engineering and Construction Management project updates. He provided updates on the following projects: EN22002 – East End Flow Meter; WR15021 – Napa Lateral; EN17003 – RP-1 Training Room; EN16024 – RP-1 Mixed Liquor Return Pumps; EN17063.01 – Anoxic Splitter Box Gates; and EN16070.01/EN17053.01 – Agency-wide Pumps Efficiency Improvements - Phase II.

MWD UPDATE

Senior Engineer Jason Pivovarov gave an update on the MWD water conditions, sales, rates, and charges. Mr. Pivovarov stated that the northern Sierra precipitation is at 72 percent, snowpack is at 48 percent, and the allocation remains at 20 percent. He stated that the expected final allocation range is between 10 and 25 percent, and he gave an overview of how the allocation is determined. He stated that there will be an 8-day Rialto pipeline shutdown for pipe repair and inspection, on April 23 and a 10-day Rialto pipeline shutdown for inspection in February 2019.

THE FOLLOWING INFORMATION ITEMS WERE RECEIVED AND FILED BY THE BOARD:

TREASURER’S REPORT OF FINANCIAL AFFAIRS

FISCAL YEAR 2017/18 SECOND QUARTER BUDGET VARIANCE, PERFORMANCE GOAL UPDATES, AND BUDGET TRANSFERS

PUBLIC OUTREACH AND COMMUNICATION

LEGISLATIVE REPORT FROM INNOVATIVE FEDERAL STRATEGIES

LEGISLATIVE REPORT FROM WEST COAST ADVISORS

CALIFORNIA STRATEGIES, LLC MONTHLY ACTIVITY REPORT

FEDERAL LEGISLATIVE TRACKING MATRIX

STATE LEGISLATIVE TRACKING MATRIX

WATER SMART LANDSCAPING IN THE INLAND EMPIRE

LABORATORY SEMI-ANNUAL UPDATE

WIRE TRANSFERS AUDIT REPORT

PROCUREMENT CARD AUDIT

INTERNAL AUDIT DEPARTMENT QUARTERLY STATUS REPORT

AGENCY REPRESENTATIVES’ REPORTS

SAWPA REPORT

Director Hall gave an update on the March 20, SAWPA Commission Meeting. She stated that the Commissioners received the annual legislative report from Michael Boccadoro of West Coast Advisors and authorized the development of the 2019 OWOW State of the Santa Ana River Watershed Conference.

MWD REPORT

Director Camacho had nothing additional to report.

REGIONAL SEWERAGE PROGRAM POLICY COMMITTEE REPORT

The March 1, 2018 Regional Sewerage Program Policy Committee meeting was cancelled.

CHINO BASIN WATERMASTER REPORT

President Elie stated that CBWM Directors are still waiting on the appeal on the safe-yield and all other matters were routine in nature.

CHINO BASIN DESALTER AUTHORITY REPORT

Director Hall stated that there were no meeting during this time period.

INLAND EMPIRE REGIONAL COMPOSTING AUTHORITY

The next meeting is scheduled for Monday, May 7, 2018.

GENERAL MANAGER'S REPORT

General Manager Halla Razak had nothing additional to report.

BOARD OF DIRECTORS' REQUESTED FUTURE AGENDA ITEMS

There were no Board requested future agenda items.

DIRECTORS' COMMENTS

Director Parker stated that she had attended the Breakfast with your Supervisor event hosted by Supervisor Janice Rutherford and cohosted by the City of Fontana on February 23. She also attended the Association of San Bernardino County Special District Membership meeting on March 19, where General Manager Halla Razak gave a presentation about IEUA.

Director Hall stated that she had attended the following events: City of Rancho Cucamonga Mayor's State of the City Address on February 23, Breakfast with your Supervisor event on February 23, CASA 2018 Washington DC Forum on February 26-28, City of Rialto the State of the Women event on March 3, Citrus Elementary School Discovery field trip on March 13, San Bernardino State of the County Address on March 13, and the Association of San Bernardino County Special District Membership meeting on March 19.

President Elie stated that he had attended the following events: City of Rancho Cucamonga Mayor's State of the City Address on February 23, 2018 Salute to Public Safety event on March 8, San Bernardino State of the County Address on March 13, and the Association of San Bernardino County Special District Membership meeting on March 19.

CLOSED SESSION

The Board went into Closed Session at 10:47 a.m., A. PURSUANT TO GOVERNMENT CODE SECTION 54956.9(a) – CONFERENCE WITH LEGAL COUNSEL – EXISTING LITIGATION: (1) Chino Basin Municipal Water District vs. City of Chino, Case No. RCV51010; B. PURSUANT TO GOVERNMENT CODE SECTION 54956.9(d)(4) – CONFERENCE WITH LEGAL COUNSEL – ANTICIPATED LITIGATION: one case; C. PURSUANT TO GOVERNMENT CODE SECTION 54957.6 – CONFERENCE WITH LABOR NEGOTIATIONS: Meet and Confer Negotiations – All Bargaining Units, Negotiating Parties: General Manager Halla Razak

The meeting resumed at 11:32 a.m., and General Counsel Jean Cihigoyenatche stated that the below-mentioned matters were discussed in Closed Session, and the Board took the following actions:

Regarding Conference with Legal Counsel – Existing Litigation:

Chino Basin Municipal Water District vs. City of Chino, Case No. RCV51010

The Board did not discuss.

Regarding Conference Anticipated Litigation:

One case

The Board did not discuss.

Regarding Conference with Labor Negotiations:

Meet and Confer Negotiations – All Bargaining Units

Negotiating Parties: General Manager Halla Razak

The Board took no reportable action.

With no further business, President Elie adjourned the meeting at 11:33 a.m.

Jasmin A. Hall, Secretary/Treasurer

APPROVED: MAY 16, 2018



**MINUTES OF THE SPECIAL
MEETING OF
THE
INLAND EMPIRE UTILITIES AGENCY
BOARD OF DIRECTORS**

**WEDNESDAY, APRIL 11, 2018
10:00 A.M.**

DIRECTORS PRESENT:

Steven J. Elie, President
Michael Camacho, Vice President
Jasmin A. Hall, Secretary/Treasurer
Paul Hofer
Kati Parker

STAFF PRESENT:

Halla Razak, General Manager
Chris Berch, Executive Manager of Engineering/AGM
Kathryn Besser, Executive Manager of External Affairs & Policy Development/AGM
Christina Valencia, Executive Manager of Finance & Administration/AGM
Jerry Burke, Deputy Manager of Engineering
Javier Chagoyen-Lazaro, Manager of Finance & Accounting
Nel Groenveld, Manager of Laboratories
Jason Gu, Manager of Grants
Elizabeth Hurst, Water Resources Planner
Sylvie Lee, Manager of Planning & Environmental Resources
Chander Letulle, Manager of Operations & Maintenance
Rick Mykitta, Manager of Operations & Maintenance
Liza Muñoz, Senior Engineer
Jason Pivovarov, Senior Engineer
Craig Proctor, Source Control & Environmental Resources Supervisor
John Scherck, Senior Project Manager
Shaun Stone, Manager of Engineering
Ken Tam, Senior Associate Engineer
Teresa Velarde, Manager of Internal Audit
April Woodruff, Board Secretary/Office Manager

OTHERS PRESENT:

Jean Cihigoyenette, JC Law Firm
Dennis Diemer
Michael Flores, CWEA
Mike Harty, Kearns & West
Mike Rudinica, MPRconsulting

A regular meeting of the Board of Directors of the Inland Empire Utilities Agency* was held at the office of the Agency, 6075 Kimball Avenue, Bldg. A, Chino, California on the above date.

President Elie called the meeting to order at 10:01 a.m. and Manager of Operations & Maintenance Chander Letulle led the Pledge of Allegiance to the flag. A quorum was present.

President Elie stated that members of the public may address the Board. There was no one desiring to do so.

President Elie asked if there were any changes/additions/deletions to the agenda. There were no changes/additions/deletions to the agenda.

PRESENTATIONS:

SANTA ANA RIVER BASIN SECTION (SARBS) 2017/18 ANNUAL AWARD PRESENTATION

Mr. Michael Flores, a volunteer with California Water Environment Association (CWEA), presented awards that IEUA staff had won at the Santa Ana River Basin Section 2017/18 Annual Award Event. He stated that Mr. Art Maldonado won Electrical Instrumentation Person of the Year, Mr. Larry Lucas won Mechanical Technician Person of the Year, and Mr. Jim Buchanan won Supervisor of the Year.

He thanked and congratulated them for their service in the industry. He also thanked Deputy Manager of Maintenance Ken Monfore for nominating these employees for the awards.

President Elie thanked Mr. Michael Flores, and congratulated the IEUA employees on their awards.

NEW HIRE INTRODUCTIONS

Manager of Operations & Maintenance Chander Letulle introduced the following new hires:

- Mr. Daniel Marin, Wastewater Plant Operator III, hired 3/7/2018
- Mr. Nicolas Depierola, Wastewater Plan Operator II, hired 3/7/2018
- Mr. Luis Lara, Wastewater Treatment Plant Operator II, hired 4/2/2018

The Board of Directors welcomed Messieurs Marin, Depierola, and Lara to the IEUA team.

CONSENT ITEMS

President Elie asked if there were any Board members wishing to pull an item from the Consent Calendar for discussion. There was no one desiring to do so.

Upon motion by Director Parker, seconded by Director Hofer, and unanimously carried:

M2018-4-1

MOVED, to approve the Consent Calendar.

- A. The Board approved the total disbursements for the month of February 2018, in the amount of \$15,306,467.23.
- B. The Board:
 1. Approved a five-year electrical engineering master service contract to Power Engineering Services for a not-to-exceed amount of \$202,000; and
 2. Authorized the General Manager to execute the master service contract subject to non-substantive changes.

M2018-4-1 continued.

C. The Board:

1. Approved a five-year electrical testing and emergency maintenance master service contract to Power Systems Services for a not-to-exceed amount of \$466,000; and
2. Authorized the General Manager to execute the master service contract subject to non-substantive changes.

D. The Board:

1. Approved a contract amendment for the RP-1 Primary Effluent Conveyance Improvements, Project No. EN15012, to Stantec Consulting Services, Inc., for a not-to-exceed amount of \$232,000; and
2. Authorized the General Manager to execute the contract amendment subject to non-substantive changes.

E. The Board authorized the General Manager to sign the letter to withdraw the sphere adjustment and reorganization application.

F. The Board authorized the General Manager to enter into negotiations with IEUA member agencies for SARCCUP performance within the Chino Basin and develop the Memorandum of Understanding.

G. The Board:

1. Adopted Resolution No. 2018-4-1, authorizing an annual contribution of \$1,000 for the CASA Education Foundation Scholarship Fund.

RESOLUTION 2018-4-1
RESOLUTION OF THE BOARD OF DIRECTORS OF INLAND EMPIRE UTILITIES AGENCY*, SAN BERNARDINO COUNTY, CALIFORNIA, AUTHORIZING THE INLAND EMPIRE UTILITIES AGENCY TO APPROVE AN ANNUAL CONTRIBUTION TO THE CALIFORNIA ASSOCIATION OF SANITATION AGENCIES (CASA) EDUCATION FOUNDATION SCHOLARSHIP FUND (for full text, see Resolution Book)

ACTION ITEM

LAFCO REGULAR AND ALTERNATE SPECIAL DISTRICT MEMBER VOTING BALLOT FOR COUNTYWIDE REDEVELOPMENT OVERSIGHT BOARD

Executive Manager of Finance & Administration/AGM Christina Valencia stated that nominations have been received for the new Countywide Redevelopment Oversight Board, which will take effect on July 1, 2018. The new Countywide Redevelopment Oversight Board will consist of seven board members, one of which will be a representative for the Special Districts. She gave an overview of the nominations for the Regular Member nomination and Alternate Member nomination.

Upon motion by Director Parker, seconded by Director Camacho, and unanimously carried:

M2018-4-2

MOVED, to vote to elect Ms. Cindy Saks as a Regular Member for the Countywide Oversight Board.

with the following roll call vote:

Ayes: Hofer, Hall, Camacho, Parker, Elie
Noes: None
Absent: None
Abstain: None

Upon motion by Director Parker, seconded by Director Hofer, and unanimously carried:

M2018-4-3

MOVED, to vote to elect Mr. T. Milford Harrison as an Alternate Member for the Countywide Oversight Board.

with the following roll call vote:

Ayes: Hofer, Hall, Camacho, Parker, Elie
Noes: None
Absent: None
Abstain: None

LAFCO REGULAR SPECIAL DISTRICT MEMBER VOTING BALLOT

Executive Manager of External Affairs & Policy Development/AGM Kathy Besser gave an overview of the nominations and recommended the Board of Directors to elect a candidate for the position of regular Special District Member.

Upon motion by Director Camacho, seconded by Director Hofer, and unanimously carried:

M2018-4-4

MOVED, to vote to elect Mr. James Curatalo as a candidate for the position of regular Special District Member.

with the following roll call vote:

Ayes: Hofer, Hall, Camacho, Parker, Elie
Noes: None
Absent: None
Abstain: None

NAPA LATERAL DESIGN-BUILD CONTRACT AWARD

Manager of Engineering Shaun Stone stated that this item was taken to the Regional Sewerage Program Technical and Policy Committees, Engineering, Operations, & Water Resources

Committee, and the Finance & Administration Committee. He gave a brief overview of the project, contractor selection, project budget and schedule, and staff recommendations.

Upon motion by Director Hofer, seconded by Director Camacho, and unanimously carried:

M2018-4-5

MOVED, to:

1. Award a design-build contract for the Napa Lateral, Project No. WR15021, to Ferreira Construction Company, Inc., in the amount of \$5,332,122; and
2. Authorize the General Manager to execute the design-build contract subject to non-substantive changes.

FY 2018/19 PROPOSED BUDGET AMENDMENT FOR REGIONAL WASTEWATER, RECYCLED WATER, AND GROUNDWATER RECHARGE PROGRAMS

Executive Manager of Finance & Administration/AGM Christina Valencia stated that in June 2017, the Agency adopted its second bi-annual budget. The budget is brought back to the Board after the first year to provide any updates or changes of assumptions that were made the prior year. The regional wastewater, recycled water, and groundwater recharge programs make up about 70 percent of the adopted budget, and 95 percent of the amendments coming forward are with these programs. She gave an overview of the uses of funds, sources of funds, and proposed amendments.

Upon motion by Director Parker, seconded by Director Camacho, and unanimously carried:

M2018-4-6

MOVED, to amend the FY 2018/19 Adopted Budget to increase total sources and Funds by \$26.1 million and total Uses of Funds by \$4.9 million which includes the advanced repayment of the inter-fund loan from the Recycled Water to the Non-Reclaimable Wastewater program.

INFORMATION ITEMS

ENGINEERING AND CONSTRUCTION MANAGEMENT PROJECT UPDATE

Deputy Manager of Engineering Jerry Burke gave a PowerPoint presentation on the Engineering and Construction Management project updates. He provided updates on the following projects: EN18036 – Carbon Canyon Water Recycling Facility Asset Management and Improvements - III; EN15012 – Regional Water Recycling Plant No. 1 Primary Effluent Conveyance Improvements; EN18055 – Headquarters Roofing Replacement; EN13028 – Preserve Lift Station; EN14019 – Regional Water Recycling Plant No. 1 Headworks Primary and Secondary Upgrades; and EN15008 – Water Quality Laboratory.

MWD UPDATE

Director Camacho stated that there was a historic and controversial vote at the MWD Board meeting on April 10, 2018. He stated that he expressed his support for California WaterFix, as did 60.83 percent of the Board. He stated that this project is an insurance policy for Southern California, protecting the region from catastrophe, protecting our deliveries, and ensuring better quality of water. He commended the leadership of the Chairman Randy Record.

General Manager Halla Razak stated that this is a generational decision. There are a variety of obstacles that remains and will be a long process.

President Elie and Director Hofer commended Director Camacho for his leadership for the California WaterFix project at the Board meeting.

Senior Engineer Jason Pivovaroff gave an update on the MWD water conditions, sales, rates, and charges. He stated that precipitation has increased, which can indicate that the allocation may be increased. He gave an update of the budget and rates that were adopted for calendar years 2019/20.

THE FOLLOWING INFORMATION ITEMS WERE RECEIVED AND FILED BY THE BOARD:

TREASURER'S REPORT OF FINANCIAL AFFAIRS

PUBLIC OUTREACH AND COMMUNICATION

LEGISLATIVE REPORT FROM INNOVATIVE FEDERAL STRATEGIES

LEGISLATIVE REPORT FROM WEST COAST ADVISORS

CALIFORNIA STRATEGIES, LLC MONTHLY ACTIVITY REPORT

FEDERAL LEGISLATIVE TRACKING MATRIX

STATE LEGISLATIVE TRACKING MATRIX

FISCAL YEAR 2018/19 TEN YEAR CAPITAL IMPROVEMENT PLAN

3RD QUARTER PLANNING & ENVIRONMENTAL RESOURCES UPDATE

SUPPORT FOR AB 2050 – THE SMALL WATER AUTHORITY ACT OF 2018

SAWPA REPORT

Director Hall reported that the SAWPA meeting was routine as normal.

MWD REPORT

Director Camacho had nothing additional to report.

REGIONAL SEWERAGE PROGRAM POLICY COMMITTEE REPORT

Director Parker reported that the Regional Sewerage Program Policy Committee met on April 5, 2018. The major action item was the Napa Lateral Design-Build Project, which was approved.

CHINO BASIN WATERMASTER REPORT

President Elie stated that the budget was released shortly after the March 22, 2018 meeting. There are ongoing discussions at the Court of Appeals, as the appellants and respondents issued another delay paper. The Agricultural Pool has filed requesting to be a respondent and opposing the continuing of the hearings and filing of the briefs.

CHINO BASIN DESALTER AUTHORITY REPORT

Director Hall stated that at the April 5, 2018 meeting there was an action item to approve Amendment No. 1 for Phase 2 Expansion with Dudek for \$84,263. This amendment was for the design of the dual product water pipelines using horizontal directional drilling and all other item were routine in nature.

INLAND EMPIRE REGIONAL COMPOSTING AUTHORITY

The next meeting is scheduled for Monday, May 7, 2018.

GENERAL MANAGER'S REPORT

General Manager Halla Razak stated that she had recently toured the lab project and wanted to schedule a tour for the Board members. However, for the sake of time, a video was made to share the project's progress. She stated that construction is nearing completion and the Agency is planning a grand opening event in the fall 2018. Executive Manager of External Affairs & Policy Development/AGM Kathy Besser is working on getting the schools in the area involved with the opening of this innovative laboratory. Discussion ensued about the history of the laboratory.

BOARD OF DIRECTORS' REQUESTED FUTURE AGENDA ITEMS

There were no Board requested future agenda items.

DIRECTORS' COMMENTS

Director Hall stated that she attended the following events: California Water Policy Conference on March 22-23, WaterReuse California Annual Conference on March 25-27, State of the Region with Dr. John Husing on March 29, and will be attending the Celebrating 50 Years of the Fair Housing Act event today.

President Elie stated that he had attended the Ontario State of the City Address on March 28. He informed all that there is a Rose Garden Dedication for his predecessor Mr. John Anderson after Closed Session today.

CLOSED SESSION

The Board went into Closed Session at 11:09 a.m., A. PURSUANT TO GOVERNMENT CODE SECTION 54956.9(a) – CONFERENCE WITH LEGAL COUNSEL – EXISTING LITIGATION: (1) Chino Basin Municipal Water District vs. City of Chino, Case No. RCV51010; B. PURSUANT TO GOVERNMENT CODE SECTION 54956.9(d)(4) – CONFERENCE WITH LEGAL COUNSEL – ANTICIPATED LITIGATION: one case; C. PURSUANT TO GOVERNMENT CODE SECTION 54957.6 – CONFERENCE WITH LABOR NEGOTIATIONS: Meet and Confer Negotiations – All Bargaining Units, Negotiating Parties: General Manager Halla Razak

President Elie called for a short recess at 12:10 p.m. The Board returned to closed session @ 12:30 p.m.

The meeting resumed at 12:58 p.m., and General Counsel Jean Cihigoyenatche stated that the below-mentioned matters were discussed in Closed Session, and the Board took the following actions:

Regarding Conference with Legal Counsel – Existing Litigation:

Chino Basin Municipal Water District vs. City of Chino, Case No. RCV51010

The Board did not discuss.

Regarding Conference Anticipated Litigation:

First Case

The Board took no reportable action.

Regarding Conference Anticipated Litigation:

Second Case

The Board did not discuss.

Regarding Conference with Labor Negotiator:

Meet and Confer Negotiations – All Bargaining Units

Negotiating Parties: General Manager Halla Razak

The Board did not discuss.

With no further business, President Elie adjourned the meeting at 12:59 p.m.

Jasmin A. Hall, Secretary/Treasurer

APPROVED: MAY 16, 2018



**MINUTES OF THE REGULAR
MEETING OF
THE
INLAND EMPIRE UTILITIES AGENCY
BOARD OF DIRECTORS**

**WEDNESDAY, MAY 2, 2018
10:00 A.M.**

DIRECTORS PRESENT:

Michael Camacho, Vice President
Jasmin A. Hall, Secretary/Treasurer
Paul Hofer
Kati Parker

DIRECTORS ABSENT:

Steven J. Elie, President

STAFF PRESENT:

Chris Berch, Executive Manager of Engineering/AGM
Kathy Besser, Executive Manager of External Affairs & Policy Development/AGM
Randy Lee, Executive Manager of Operations/AGM
Tina Cheng, Budget Officer
Jason Gu, Manager of Grants
Paula Hooven, Financial Analyst II
Jeannette Smith, Financial Analyst I
Shaun Stone, Manager of Engineering
April Woodruff, Board Secretary/Office Manager

OTHERS PRESENT:

Jean Cihigoyenetché, JC Law Firm
Satish Kamath, Parsons
Surendra Thakral, Parsons

A regular meeting of the Board of Directors of the Inland Empire Utilities Agency* was held at the office of the Agency, 6075 Kimball Avenue, Bldg. A, Chino, California on the above date.

Vice President Camacho called the meeting to order at 10:00 a.m., and Director Hall led the pledge of allegiance to the flag. A quorum was present.

Vice President Camacho stated that members of the public may address the Board. There was no one desiring to do so.

Vice President Camacho asked if there were any changes/additions/deletions to the agenda. There were no changes/additions/deletions to the agenda.

CONSENT ITEM

Vice President Camacho asked if there were any Board members wishing to pull an item from the Consent Calendar for discussion. There was no one desiring to do so.

Upon motion by Director Hall, seconded by Director Hofer, and unanimously carried:

M2018-5-1

MOVED, to approve the Consent Calendar.

The Board approved Resolution No. 2018-5-2, proclaiming May 6, 2018 through May 12, 2018, as International Compost Awareness Week.

RESOLUTION 2018-5-2

RESOLUTION OF THE BOARD OF DIRECTORS OF INLAND EMPIRE UTILITIES AGENCY*, SAN BERNARDINO COUNTY CALIFORNIA, RECOGNIZES MAY 6-12, 2018, AS INTERNATIONAL COMPOST AWARENESS WEEK (for full text see Resolution Book)

WORKSHOP

RP-5 LIQUIDS TREATMENT EXPANSION AND RP-5 SOLIDS TREATMENT FACILITY (RP-5 EXPANSION) PROJECT UPDATES

Manager of Engineering Shaun Stone gave a brief update on the RP-5 Expansion Project. He stated that it has been a huge effort for the past couple of years; and staff wanted to present to the Board where the project is to date and give some highlights of the project. The 30 percent design has been completed, comments were given to Parsons, and it is currently moving toward the 50 percent design mark. Mr. Stone gave an overview of the RP-5 Expansion Project objectives, budget, schedule, and next steps of the project. He stated that the design for the project was done in 3D because of the magnitude of the project. He stated that with 3D design it provides the ability for the engineering and operations team to visually forecast what is to come and to identify any potential conflicts early in design when it's the most inexpensive to fix. He concluded by showing a video of the 3D modeling of the RP-5 Liquids Expansion. Discussion ensued about the benefits of 3D modeling and working with operations in the design process.

With no further business, Vice President Camacho adjourned the meeting at 10:27 a.m.

Jasmin A. Hall, Secretary/Treasurer

APPROVED: MAY 16, 2018

**CONSENT
CALENDAR
ITEM**

2B

Date: May 16, 2018

To: The Honorable Board of Directors

Committee: Finance & Administration

From: Halla Razak, General Manager

05/09/18

Executive Contact: Christina Valencia, Executive Manager of Finance & Administration/AGM

Subject: Report on General Disbursements

Executive Summary:

Total disbursements for the month of March 2018 were \$17,743,220.52. Disbursement activity included check payments of \$7,307,490.67 to vendors and \$9,695.16 for worker's compensation related costs. Electronic payments included Automated Clearing House (ACH) of \$3,906,049.39 and wire transfers (excluding payroll) of \$4,308,581.87. Total payroll was \$2,204,575.12 for employees and \$6,828.31 for the Board of Directors.

Staff's Recommendation:

Approve the total disbursements for the month of March 2018, in the amount of \$17,743,220.52.

Budget Impact *Budgeted (Y/N):* N *Amendment (Y/N):* N *Amount for Requested Approval:*

Account/Project Name:

Fiscal Impact (explain if not budgeted):

Prior Board Action:

None.

Environmental Determination:

Not Applicable

Business Goal:

The report on general disbursements is consistent with the Agency's Business Goal of Fiscal Responsibility in providing financial reporting that accounts for general disbursements associated with operating requirements.

Attachments:

Attachment 1 - Background

Attachment 2 - Details of General Disbursements

Background

Subject: Report on General Disbursements

Table 1 summarizes the disbursements detailed in each of the six attachments affixed to this letter. Table 2 lists the disbursements in excess of an aggregated \$500,000 per vendor, and is presented in largest to smallest dollar value.

Table 1: Disbursement Details

Attachment	Payment Type	Amount
2A	Vendor Checks	\$ 7,307,490.67
2B	Workers' Comp Checks	\$ 9,695.16
2C	Vendor ACHs	\$ 3,906,049.39
2D	Vendor Wires (excludes Payroll)	\$4,308,581.87
2E	Payroll-Net Pay-Directors	\$6,828.31
2F	Payroll-Net Pay-Employees	\$2,204,575.12
Total Disbursements		\$17,743,220.52

Table 2: Disbursements in Excess of \$500,000 per Vendor

Vendor	Amount	Description
MWD	\$ 2,873,385.76	January 2018 Water Purchases
COUNTY SANITATION DISTRICT OF LA COUNTY	\$ 1,182,509.98	17/18-3 QTR Wastewater Treatment Surcharge
KEMP BROS CONSTR INC	\$ 937,957.22	EN15008- Water Quality Laboratory- Pay Estimate #18
PERS	\$ 667,281.98	03/18 Health Ins / P/R 05, 06, 07 Def Comp
PARSONS WATER & INFRASTRUCTURE	\$ 639,889.99	EN19006 - RP5 Bio-Solids Facility/ EN19001 - RP5 Expansion to 30 mgd 1/6/18-2/2/18 Prof Svc's
IRS	\$ 588,281.84	P/R 05, 06, 07: Dir 003 Payroll Taxes
STATE WATER RESOURCES CONTROL BOARD	\$545,414.72	SRF Loan #9-C064900-110 03/18 Installment; SRF Loan #9-C064900-120 03/18 Installment; SRF Loan #9-C064900-130 03/18 Installment
GWINCO CONSTRUCTION & ENGINEERING	539,959.48	EN13001 – San Sevaïne Basin Improvements PE#03

Attachment 2A

Vendor Checks

Bank	CBB	CITIZENS BUSINESS BANK	ONTARIO CA	917610000		
Bank Key	122234149					
Acct number	CHECK	231167641				
Check						
Check number from to	Payment	Pmnt date	Crcy	Amount paid (FC)	Recipient/void reason code	Enca./void
222958	2200089165	03/01/2018	USD	800.00	A PLUS PROMOTIONS TORRANCE CA	
222959	2200089150	03/01/2018	USD	884.95	ABATIX CORPORATION SANTA FE SPRINGS CA	03/06/2018
222960	2200089127	03/01/2018	USD	609.00	AEROTEK INC ATLANTA GA	03/05/2018
222961	2200089103	03/01/2018	USD	2,218.60	AIRGAS WEST INC PASADENA CA	03/05/2018
222962	2200089146	03/01/2018	USD	12,675.88	ALLIED UNIVERSAL SECURITY SERV PASADENA CA	03/05/2018
222963	2200089111	03/01/2018	USD	524.67	AMERICAN COMPRESSOR CO SANTA FE SPRINGS CA	03/06/2018
222964	2200089107	03/01/2018	USD	1,581.63	APPLBONE EMPLOYMENT SERVICES GLENDALE CA	03/06/2018
222965	2200089097	03/01/2018	USD	515.95	APPLIED INDUSTRIAL TECHNOLOGIES PASADENA CA	03/05/2018
222966	2200089129	03/01/2018	USD	220.00	ATMAA INC CALABASAS CA	03/12/2018
222967	2200089118	03/01/2018	USD	223.00	AUTOMATED GATE SERVICES INC CORONA CA	03/07/2018
222968	2200089155	03/01/2018	USD	17,341.79	BRIGHTVIEW LANDSCAPE SERVICES PASADENA CA	03/05/2018
222969	2200089109	03/01/2018	USD	460.00	CALIF WATER ENVIRONMENT ASSOC OAKLAND CA	03/09/2018
222970	2200089132	03/01/2018	USD	5,935.00	CALIFORNIA HAZARDOUS SERVICES SANTA ANA CA	03/06/2018
222971	2200089156	03/01/2018	USD	11,850.71	CALIFORNIA WATER TECHNOLOGIES, PASADENA CA	03/05/2018
222972	2200089092	03/01/2018	USD	7,846.82	CALTROL INC LOS ANGELES CA	03/05/2018
222973	2200089190	03/01/2018	USD	85.00	CAMBIASO, PIETRO CHINO HILLS CA	03/05/2018
222974	2200089188	03/01/2018	USD	98.42	CARL H TAYLOR III CRYSTAL RIVER FL	03/07/2018
222975	2200089139	03/01/2018	USD	2,504.35	CINTAS CORPORATION LOC#150 PHOENIX AZ	03/12/2018
222976	2200089123	03/01/2018	USD	885.59	CINTAS FIRST AID & SAFETY LOCCINCINNATI OH	03/05/2018
222977	2200089186	03/01/2018	USD	394.00	CITY EMPLOYEES ASSOCIATES LONG BEACH CA	03/06/2018
222978	2200089093	03/01/2018	USD	48.65	CITY RENTALS INC ONTARIO CA	03/07/2018
222979	2200089142	03/01/2018	USD	451.60	CPS HUMAN RESOURCE SERVICES SACRAMENTO CA	03/13/2018
222980	2200089147	03/01/2018	USD	2,472.75	CRUMP & CO INC PASADENA CA	03/07/2018
222981	2200089134	03/01/2018	USD	8,719.40	CS-AMSCO HUNTINGTON BEACH CA	03/07/2018
222982	2200089163	03/01/2018	USD	1,900.00	CSI SERVICES INC SANTA CLARITA CA	03/07/2018
222983	2200089149	03/01/2018	USD	300.00	DAVID WHEELER'S PEST CONTROL, NORCO CA	03/07/2018
222984	2200089126	03/01/2018	USD	2,877.50	DUDEK & ASSOCIATES INC ENCINITAS CA	03/07/2018
222985	2200089153	03/01/2018	USD	195.00	EUROFINS EATON ANALYTICAL LLC GRAPEVINE TX	03/06/2018
222986	2200089095	03/01/2018	USD	3,481.15	FISHER SCIENTIFIC LOS ANGELES CA	03/05/2018
222987	2200089106	03/01/2018	USD	471.15	FLW INC HUNTINGTON BEACH CA	03/07/2018
222988	2200089185	03/01/2018	USD	584.88	FRANCHISE TAX BOARD SACRAMENTO CA	03/12/2018
222989	2200089191	03/01/2018	USD	153.69	FRESQUEZ, ADRIAN CHINO HILLS CA	03/09/2018
222990	2200089177	03/01/2018	USD	1,637.42	FRONTIER COMMUNICATIONS CORP CINCINNATI OH	03/08/2018
222991	2200089152	03/01/2018	USD	21,823.50	GHD PASADENA CA	03/06/2018
222992	2200089160	03/01/2018	USD	15,195.00	GILLIS + PANICHAPAN ARCHITECTSCOSTA MESA CA	03/06/2018
222993	2200089105	03/01/2018	USD	2,466.71	GRAINGER PALATINE IL	03/06/2018
222994	2200089169	03/01/2018	USD	12,604.70	GREERS CONTRACTING AND CONCRET PERRIS CA	03/02/2018
222995	2200089130	03/01/2018	USD	433.72	HACH COMPANY CHICAGO IL	03/06/2018
222996	2200089171	03/01/2018	USD	42,611.66	HENKELS & MCCOY INC BLUE BELL PA	03/05/2018
222997	2200089096	03/01/2018	USD	94.70	HOME DEPOT CREDIT SERVICES DES MOINES IA	03/16/2018
222998	2200089122	03/01/2018	USD	50.00	INDUSTRIAL HEARING & PULMONARYUPLAND CA	03/06/2018
222999	2200089143	03/01/2018	USD	585.11	INDUSTRIAL RUBBER & SUPPLY INC SAN BERNARDINO CA	03/07/2018
223000	2200089181	03/01/2018	USD	51.00	INLAND EMPIRE UNITED WAY RANCHO CUCAMONGA CA	03/09/2018
223001	2200089135	03/01/2018	USD	853.82	INSIDE PLANTS INC CORONA CA	03/06/2018

Bank	CBB	CITIZENS BUSINESS BANK		ONTARIO CA 917610000		
Bank Key	122234149					
Acct number	CHECK	231167641				
Check						
Check number from to	Payment	Pmnt date	Crcy	Amount paid (FC)	Recipient/void reason code	Enca./void
223002	2200089151	03/01/2018	USD	237.33	KIM'S MASTER AUTO REPAIR CHINO CA	03/15/2018
223003	2200089113	03/01/2018	USD	290.93	KONICA MINOLTA PASADENA CA	03/05/2018
223004	2200089112	03/01/2018	USD	2,765.00	KONICA MINOLTA BUSINESS SOLUTIPASADENA CA	03/06/2018
223005	2200089173	03/01/2018	USD	15,000.00	LAW OFFICES OF CHING & ASSOCIAANAHEIM HILLS CA	03/12/2018
223006	2200089119	03/01/2018	USD	1,097.28	LOCKMASTERS USA INC PANAMA CITY FL	03/12/2018
223007	2200089145	03/01/2018	USD	1,629.70	MAILFINANCE INC MILFORD CT	03/06/2018
223008	2200089189	03/01/2018	USD	192.00	MARIA FRESQUEZ N LAS VEGAS NV	03/06/2018
223009	2200089172	03/01/2018	USD	55,900.00	MARIPOSA LANDSCAPES INC IRWINDALE CA	03/08/2018
223010	2200089154	03/01/2018	USD	400.00	MICROAGE PHOENIX AZ	03/07/2018
223011	2200089098	03/01/2018	USD	1,201.93	MINE SAFETY APPLIANCES CO PITTSBURGH PA	03/06/2018
223012	2200089120	03/01/2018	USD	158.89	MINUTEMAN PRESS RANCHO CUCAMONGA CA	03/22/2018
223013	2200089108	03/01/2018	USD	870.63	MOTION INDUSTRIES INC LOS ANGELES CA	03/05/2018
223014	2200089137	03/01/2018	USD	1,417.90	NATIONAL CONSTRUCTION RENTALS PACOIMA CA	03/06/2018
223015	2200089141	03/01/2018	USD	783.41	NESTLE WATERS NORTH AMERICA LOUISVILLE KY	03/12/2018
223016	2200089094	03/01/2018	USD	459.53	OFFICE DEPOT PHOENIX AZ	03/13/2018
223017	2200089125	03/01/2018	USD	264.00	OLSON HAGEL & FISHBURN LLP SACRAMENTO CA	03/06/2018
223018	2200089124	03/01/2018	USD	1,969.20	PALM AUTO DETAIL INC COLTON CA	03/12/2018
223019	2200089121	03/01/2018	USD	15,523.74	PARKSON CORP ORLANDO FL	03/06/2018
223020	2200089187	03/01/2018	USD	287.00	PATRICK W HUNTER PHELAN CA	03/05/2018
223021	2200089104	03/01/2018	USD	577.11	PETTY CASH EXPENDITURES CHINO CA	03/06/2018
223022	2200089110	03/01/2018	USD	40,888.17	R F MACDONALD HAYWARD CA	03/06/2018
223023	2200089099	03/01/2018	USD	179.68	RAMONA TIRE & SERVICE CENTERS HEMET CA	03/07/2018
223024	2200089193	03/01/2018			voided by KMCCHRIS - Check not needed	03/06/2018
223025	2200089100	03/01/2018	USD	4,620.75	RMA GROUP RANCHO CUCAMONGA CA	03/12/2018
223026	2200089133	03/01/2018	USD	9,130.31	RMC WATER AND ENVIRONMENT BOSTON MA	03/06/2018
223027	2200089115	03/01/2018	USD	8,400.00	RMS ENGINEERING & DESIGN CORONA DEL MAR CA	03/06/2018
223028	2200089148	03/01/2018	USD	6,190.00	ROGERS ANDERSON MALODY & SCOTTSAN BERNARDINO CA	03/07/2018
223029	2200089101	03/01/2018	USD	115,949.94	ROYAL INDUSTRIAL SOLUTIONS LOS ANGELES CA	03/05/2018
223030	2200089138	03/01/2018	USD	1,015.19	RSD LAKE FOREST CA	03/05/2018
223031	2200089174	03/01/2018	USD	335.34	SO CALIF EDISON ROSEMEAD CA	03/06/2018
223032	2200089136	03/01/2018	USD	4,073.00	THE AUSTIN COMPANY CLEVELAND OH	03/07/2018
223033	2200089158	03/01/2018	USD	912.30	TIMOTHY I COLLIER UPLAND CA	03/05/2018
223034	2200089167	03/01/2018	USD	3,879.55	TRANSENE COMPANY INC DANVERS MA	03/06/2018
223035	2200089116	03/01/2018	USD	532.70	ULTRA SCIENTIFIC NORTH KINGSTOWN RI	03/07/2018
223036	2200089144	03/01/2018	USD	7,082.73	US BANK VOYAGER FLEET SYSTEMS KANSAS CITY MO	03/06/2018
223037	2200089183	03/01/2018	USD	243.33	US DEPARTMENT OF EDUCATION ATLANTA GA	03/08/2018
223038	2200089166	03/01/2018	USD	6,641.20	VECTOR USA TORRANCE CA	03/06/2018
223039	2200089128	03/01/2018	USD	85,137.34	W A RASIC CONSTRUCTION CO INC LONG BEACH CA	03/07/2018
223040	2200089114	03/01/2018	USD	568.84	WASTE MANAGEMENT OF LOS ANGELES CA	03/06/2018
223041	2200089131	03/01/2018	USD	757.42	YORK EMPLOYMENT SERVICES INC ONTARIO CA	03/12/2018
223042	2200089170	03/01/2018	USD	4,286.00	ZOHO CORPORATION LOS ANGELES CA	03/05/2018
223043	2200089208	03/06/2018	USD	6,298.63	LUIS MORENO ONTARIO CA	03/12/2018
223044	2200089304	03/08/2018	USD	1,195.07	A & AL AUTO BODY INC ONTARIO CA	03/27/2018
223045	2200089284	03/08/2018	USD	1,900.71	ABATIX CORPORATION SANTA FE SPRINGS CA	03/14/2018

Inland Empire Util.Agency
Chino, CA
Company code 1000

Check Register

04/16/2018 / 12:21:26
User: RJACKSON
Page: 3

Bank	CBB	CITIZENS BUSINESS BANK	ONTARIO CA	917610000		
Bank Key	122234149					
Acct number	CHECK	231167641				
Check						
Check number from to	Payment	Pmnt date	Crcy	Amount paid (FC)	Recipient/void reason code	Enca./void
223046	2200089258	03/08/2018	USD	41,128.35	ABTECH TECHNOLOGIES INC CARLSBAD CA	03/14/2018
223047	2200089264	03/08/2018	USD	1,508.00	AEROTEK INC ATLANTA GA	03/12/2018
223048	2200089238	03/08/2018	USD	3,277.78	AIRGAS WEST INC PASADENA CA	03/12/2018
223049	2200089252	03/08/2018	USD	337.46	AMERICAN COMPRESSOR CO SANTA FE SPRINGS CA	03/13/2018
223050	2200089311	03/08/2018	USD	188.02	AMERICAN HERITAGE LIFE INSURANDALLAS TX	03/22/2018
223051	2200089276	03/08/2018	USD	3,500.00	AMP MECHANICAL INC COSTA MESA CA	03/13/2018
223052	2200089246	03/08/2018	USD	3,239.40	APPLBONE EMPLOYMENT SERVICES GLENDALE CA	03/14/2018
223053	2200089283	03/08/2018	USD	60.40	ASAP INDUSTRIAL SUPPLY FONTANA CA	03/14/2018
223054	2200089291	03/08/2018	USD	3,262.95	AUTOZONE INC ATLANTA GA	03/13/2018
223055	2200089263	03/08/2018	USD	1,200.00	BABCOCK LABORATORIES, INC RIVERSIDE CA	03/13/2018
223056	2200089255	03/08/2018	USD	610.05	BEN MEADOWS CO CHICAGO IL	03/12/2018
223057	2200089262	03/08/2018	USD	472.86	BOOT BARN INC IRVINE CA	03/14/2018
223058	2200089275	03/08/2018	USD	8,865.00	BUILDING BLOCK ENTERTAINMENT WOODLAND HILLS CA	03/12/2018
223059	2200089293	03/08/2018	USD	11,670.67	CALIFORNIA WATER TECHNOLOGIES,PASADENA CA	03/12/2018
223060	2200089327	03/08/2018	USD	325.96	CAMACHO, MICHAEL CHINO HILLS CA	03/12/2018
223061	2200089253	03/08/2018	USD	1,040.00	CAPPO INC YUBA CITY CA	03/16/2018
223062	2200089248	03/08/2018	USD	48,130.00	CDM SMITH INC LOS ANGELES CA	03/12/2018
223063	2200089320	03/08/2018	USD	8.00	CHENG, TINA CHINO HILLS CA	03/12/2018
223064	2200089250	03/08/2018	USD	33,808.04	CHINO BASIN WATERMASTER RANCHO CUCAMONGA CA	03/15/2018
223065	2200089273	03/08/2018	USD	1,974.68	CINTAS CORPORATION LOC#150 PHOENIX AZ	03/21/2018
223066	2200089305	03/08/2018	USD	917.23	CITY OF CHINO CHINO CA	03/12/2018
223067	2200089247	03/08/2018	USD	627.00	CITY OF FONTANA FONTANA CA	03/13/2018
223068	2200089242	03/08/2018	USD	1,180.00	CITY OF ONTARIO ONTARIO CA	03/12/2018
223069	2200089286	03/08/2018	USD	38,819.00	CIVIC PUBLICATIONS INC LA VERNE CA	03/19/2018
223070	2200089313	03/08/2018	USD	347.26	COLONIAL LIFE & ACCIDENT INSURCOLUMBIA SC	03/14/2018
223071	2200089288	03/08/2018	USD	13,642.55	CONSERV CONSTRUCTION INC MENIFEE CA	03/12/2018
223072	2200089243	03/08/2018	USD	2,000.00	CUCAMONGA VALLEY WATER DISTRICRANCHO CUCAMONGA CA	03/19/2018
223073	2200089281	03/08/2018	USD	3,590.00	DAVID WHEELER'S PEST CONTROL, NORCO CA	03/13/2018
223074	2200089301	03/08/2018	USD	27,816.86	DORGAN LEGAL SERVICES LLP PASADENA CA	03/15/2018
223075	2200089280	03/08/2018	USD	100.00	DORST-PORADA, DEBRA ONTARIO CA	04/06/2018
223076	2200089300	03/08/2018	USD	494.22	DXP ENTERPRISES INC DALLAS TX	03/14/2018
223077	2200089256	03/08/2018	USD	3,618.29	EASTERN MUNICIPAL WATER DIST PERRIS CA	03/20/2018
223078	2200089303	03/08/2018	USD	1,697.07	EBIX INC ATLANTA GA	03/13/2018
223079	2200089299	03/08/2018	USD	19,985.00	ECOTECH SERVICES INC MONROVIA CA	03/13/2018
223080	2200089289	03/08/2018	USD	2,213.71	ELECTRO-CHEMICAL DEVICES, INC ANAHEIM CA	03/13/2018
223081	2200089290	03/08/2018	USD	1,550.00	EPI-USE AMERICA INC ATLANTA GA	03/19/2018
223082	2200089318	03/08/2018	USD	2,413.50	FIDELITY SECURITY LIFE INSURANCINCINNATI OH	03/13/2018
223083	2200089235	03/08/2018	USD	670.81	FISHER SCIENTIFIC LOS ANGELES CA	03/12/2018
223084	2200089308	03/08/2018	USD	1,103.66	FONTANA WATER COMPANY FONTANA CA	03/14/2018
223085	2200089310	03/08/2018	USD	2,198.09	FRONTIER COMMUNICATIONS CORP CINCINNATI OH	03/16/2018
223086	2200089245	03/08/2018	USD	1,351.56	GENERAL BOTTLE INC LOS ANGELES CA	03/14/2018
223087	2200089328	03/08/2018	USD	253.98	GIBSON, CONNIE CHINO HILLS CA	03/19/2018
223088	2200089267	03/08/2018	USD	7,010.00	GOLDEN STATE LABOR COMPLIANCE PALMDALE CA	03/20/2018
223089	2200089240	03/08/2018	USD	1,340.33	GRAINGER PALATINE IL	03/13/2018

Bank	CBB	CITIZENS BUSINESS BANK		ONTARIO CA 917610000		
Bank Key	122234149					
Acct number	CHECK	231167641				
Check						
Check number from to	Payment	Pmnt date	Crcy	Amount paid (FC)	Recipient/void reason code	Enca./void
223090	2200089266	03/08/2018	USD	4,206.56	HACH COMPANY CHICAGO IL	03/12/2018
223091	2200089236	03/08/2018	USD	630.32	HOME DEPOT CREDIT SERVICES DES MOINES IA	03/16/2018
223092	2200089323	03/08/2018	USD	8.00	HOOVEN, PAULA CHINO HILLS CA	03/12/2018
223093	2200089324	03/08/2018	USD	350.00	HURST, ELIZABETH CHINO HILLS CA	04/11/2018
223094	2200089287	03/08/2018	USD	2,312.29	ICE CUBE INC GREENSBURG PA	03/13/2018
223095	2200089249	03/08/2018	USD	720.00	IDEAL GLASS TINTING RANCHO CUCAMONGA CA	03/14/2018
223096	2200089259	03/08/2018	USD	19.78	INDUSTRIAL SUPPLY COMPANY ONTARIO CA	03/13/2018
223097	2200089271	03/08/2018	USD	500.00	INSIDE PLANTS INC CORONA CA	03/14/2018
223098	2200089239	03/08/2018	USD	1,604.17	INTERSTATE BATTERY SYSTEM ALTA LOMA CA	03/30/2018
223099	2200089278	03/08/2018	USD	1,150.00	JB'S POOLS & PONDS INC UPLAND CA	03/13/2018
223100	2200089321	03/08/2018	USD	16.00	KLING, WANDA CHINO HILLS CA	
223101	2200089254	03/08/2018	USD	2,779.75	KONICA MINOLTA BUSINESS SOLUTIPASADENA CA	03/13/2018
223102	2200089322	03/08/2018	USD	81.16	LEE, SYLVIE CHINO HILLS CA	04/09/2018
223103	2200089317	03/08/2018	USD	236.15	LEGALSHIELD ADA OK	03/16/2018
223104	2200089309	03/08/2018	USD	892.05	LEVEL 3 COMMUNICATIONS LLC DENVER CO	03/13/2018
223105	2200089315	03/08/2018	USD	14,619.90	LIFE INSURANCE COMPANY OF PHILADELPHIA PA	03/15/2018
223106	2200089326	03/08/2018	USD	23.58	LOPEZ, ALEX CHINO HILLS CA	03/09/2018
223107	2200089257	03/08/2018	USD	965.15	MIDPOINT BEARING ONTARIO CA	03/12/2018
223108	2200089332	03/08/2018	USD	156.29	MONFORE, KENNETH CHINO HILLS CA	03/19/2018
223109	2200089296	03/08/2018	USD	10,599.28	MOSS ADAMS LLP LOS ANGELES CA	03/13/2018
223110	2200089265	03/08/2018	USD	914.88	NATIONAL BUSINESS INVESTIGATIONMURRIETA CA	03/13/2018
223111	2200089272	03/08/2018	USD	228.52	NEOPOST USA INC DALLAS TX	03/13/2018
223112	2200089251	03/08/2018	USD	12.54	O RINGS & THINGS FONTANA CA	03/23/2018
223113	2200089269	03/08/2018	USD	1,155.00	O.S.T.S. INC CHINO CA	03/13/2018
223114	2200089234	03/08/2018	USD	5,630.49	OFFICE DEPOT PHOENIX AZ	03/26/2018
223115	2200089297	03/08/2018	USD	4,207.36	PACIFIC COURIERS INC ORANGE CA	03/15/2018
223116	2200089314	03/08/2018	USD	193.08	PERS LONG TERM CARE PROGRAM PASADENA CA	03/15/2018
223117	2200089329	03/08/2018	USD	128.08	PIVOVAROFF, JASON CHINO HILLS CA	03/12/2018
223118	2200089298	03/08/2018	USD	15,148.09	PRIORITY BUILDING SERVICES LLCBREA CA	03/13/2018
223119	2200089302	03/08/2018	USD	12,067.39	QUINN COMPANY LOS ANGELES CA	03/12/2018
223120	2200089282	03/08/2018	USD	247.60	SAN BERNARDINO CITY SCHOOL DISSAN BERNARDINO CA	03/21/2018
223121	2200089319	03/08/2018	USD	50.69	SKINNER, JOHN CHINO HILLS CA	03/16/2018
223122	2200089237	03/08/2018	USD	591.38	SMART & FINAL LOS ANGELES CA	03/16/2018
223123	2200089331	03/08/2018	USD	145.00	SMITH, JASON D CHINO HILLS CA	03/13/2018
223124	2200089330	03/08/2018	USD	33.29	SMITH, JEANNETTE CHINO HILLS CA	03/12/2018
223125	2200089285	03/08/2018	USD	2,020.31	SNAP GRAPHICS & DESIGN RANCHO CUCAMONGA CA	03/13/2018
223126	2200089306	03/08/2018	USD	59,429.58	SO CALIF EDISON ROSEMEAD CA	03/13/2018
223127	2200089307	03/08/2018	USD	404.43	SO CALIF GAS MONTEREY PARK CA	03/14/2018
223128	2200089292	03/08/2018	USD	1,728.00	STAFFING NETWORK LLC CAROL STREAM IL	03/13/2018
223129	2200089241	03/08/2018	USD	4,659.11	SUNRISE COLLISION CENTER FONTANA CA	03/14/2018
223130	2200089325	03/08/2018	USD	19.08	TAM, KEN CHINO HILLS CA	
223131	2200089295	03/08/2018	USD	2,798.75	TRIPEPI SMITH AND ASSOCIATES, IRVINE CA	03/21/2018
223132	2200089274	03/08/2018	USD	26,706.24	U S BANK ST LOUIS MO	03/15/2018
223133	2200089261	03/08/2018	USD	3,670.47	U S HEALTHWORKS MEDICAL GROUP LOS ANGELES CA	03/12/2018

Inland Empire Util.Agency
Chino, CA
Company code 1000

Check Register

04/16/2018 / 12:21:26
User: RJACKSON
Page: 5

Bank	CBB	CITIZENS BUSINESS BANK	ONTARIO CA 917610000			
Bank Key	122234149					
Acct number	CHECK	231167641				
Check						
Check number from to	Payment	Pmnt date	Crcy	Amount paid (FC)	Recipient/void reason code	Bnca./void
223134	2200089294	03/08/2018	USD	319.50	V3IT CONSULTING INC NAPERVILLE IL	03/13/2018
223135	2200089260	03/08/2018	USD	3,088.29	VERIZON WIRELESS DALLAS TX	03/13/2018
223136	2200089312	03/08/2018	USD	2,536.91	WESTERN DENTAL PLAN ORANGE CA	03/14/2018
223137	2200089277	03/08/2018	USD	40,916.88	WESTIN ENGINEERING INC SANTA CLARA CA	03/13/2018
223138	2200089316	03/08/2018	USD	25.00	WILCO LIFE INSURANCE COMPANY ATLANTA GA	03/19/2018
223139	2200089279	03/08/2018	USD	8,500.00	WORKFORCE SAFETY MURRIETA CA	03/20/2018
223140	2200089270	03/08/2018	USD	279.18	WORLDWIDE EXPRESS ALBANY NY	03/13/2018
223141	2200089268	03/08/2018	USD	2,054.00	YORK EMPLOYMENT SERVICES, INC SAN FRANCISCO CA	03/13/2018
223143	2200089352	03/13/2018	USD	61.70	MALKANI, SURESH CHINO HILLS CA	03/15/2018
223144	2200089342	03/13/2018	USD	45.26	RBM LOCK & KEY ONTARIO CA	03/23/2018
223145	2200089343	03/13/2018	USD	15,751.62	ROYAL INDUSTRIAL SOLUTIONS LOS ANGELES CA	03/15/2018
223146	2200089350	03/13/2018	USD	4,996.58	TENCO HYDRO INC BROOKFIELD IL	03/26/2018
223147	2200089351	03/13/2018	USD	12,658.75	TONY PAINTING GARDEN GROVE CA	03/16/2018
223148	2200089347	03/13/2018	USD	9,175.04	UPS PROTECTION INC ANAHEIM CA	03/16/2018
223149	2200089349	03/13/2018	USD	10,117.50	UTILIQUEST LLC ATLANTA GA	03/16/2018
223150	2200089344	03/13/2018	USD	4,689.55	WAXIE SANITARY SUPPLY LOS ANGELES CA	03/16/2018
223151	2200089346	03/13/2018	USD	18,306.56	KYLEM DEWATERING SOLUTIONS INCCHICAGO IL	03/19/2018
223152	2200089396	03/15/2018	USD	58.00	AEROTEK INC ATLANTA GA	03/19/2018
223153	2200089373	03/15/2018	USD	1,076.46	AIRGAS WEST INC PASADENA CA	03/19/2018
223154	2200089366	03/15/2018	USD	1,596.18	ALLIED ELECTRONICS INC FORT WORTH TX	03/30/2018
223155	2200089416	03/15/2018	USD	1,664.50	AMP MECHANICAL INC COSTA MESA CA	04/04/2018
223156	2200089435	03/15/2018	USD	1,755.63	ANIMAL PEST MANAGEMENT SERVICECHINO CA	03/20/2018
223157	2200089417	03/15/2018	USD	78,759.33	AQUA-AEROBIC SYSTEMS, INC. CHICAGO IL	03/21/2018
223158	2200089418	03/15/2018	USD	742.56	ASAP INDUSTRIAL SUPPLY FONTANA CA	03/20/2018
223159	2200089458	03/15/2018	USD	369.73	BERCH, CHRISTOPHER CHINO HILLS CA	03/23/2018
223160	2200089397	03/15/2018	USD	7,500.00	BIA OF SOUTHERN CALIFORNIA INC RANCHO CUCAMONGA CA	04/03/2018
223161	2200089462	03/15/2018	USD	197.84	BOUGHAN, ARIN CHINO HILLS CA	03/22/2018
223162	2200089444	03/15/2018	USD	6,444.58	BURRTEC WASTE INDUSTRIES INC FONTANA CA	03/21/2018
223163	2200089427	03/15/2018	USD	15,534.92	BUSINESS CARD WILMINGTON DE	03/19/2018
223164	2200089382	03/15/2018	USD	549.00	CALIF WATER ENVIRONMENT ASSOC OAKLAND CA	03/23/2018
223165	2200089391	03/15/2018	USD	831.90	CALIFORNIA NEWSPAPER SERVICE BLOS ANGELES CA	03/20/2018
223166	2200089415	03/15/2018	USD	8,000.00	CALIFORNIA STRATEGIES LLC SACRAMENTO CA	03/21/2018
223167	2200089424	03/15/2018	USD	12,049.84	CALIFORNIA WATER TECHNOLOGIES, PASADENA CA	03/20/2018
223168	2200089456	03/15/2018	USD	98.42	CARL H TAYLOR III CRYSTAL RIVER FL	03/20/2018
223169	2200089389	03/15/2018	USD	209,791.42	CAROLLO ENGINEERS WALNUT CREEK CA	03/28/2018
223170	2200089402	03/15/2018	USD	4,734.00	CASC ENGINEERING AND CONSULTINGCOLTON CA	03/21/2018
223171	2200089438	03/15/2018	USD	899.00	CDATA SOFTWARE INC CHAPEL HILL NC	03/22/2018
223172	2200089379	03/15/2018	USD	84,633.79	CDM SMITH INC LOS ANGELES CA	03/19/2018
223173	2200089412	03/15/2018	USD	2,720.64	CINTAS CORPORATION LOC#150 PHOENIX AZ	03/28/2018
223174	2200089393	03/15/2018	USD	728.09	CINTAS FIRST AID & SAFETY LOCCINCINNATI OH	03/20/2018
223175	2200089454	03/15/2018	USD	415.00	CITY EMPLOYEES ASSOCIATES LONG BEACH CA	03/20/2018
223176	2200089439	03/15/2018	USD	341.78	CITY OF CHINO CHINO CA	03/21/2018
223177	2200089367	03/15/2018	USD	27.70	CITY RENTALS INC ONTARIO CA	03/22/2018
223178	2200089386	03/15/2018	USD	11,529.00	COMMERCIAL DOOR CO POMONA CA	03/20/2018

Bank	CBB	CITIZENS BUSINESS BANK			ONTARIO CA	917610000
Bank Key	122234149					
Acct number	CHECK	231167641				
Check						
Check number from to	Payment	Pmnt date	Crcy	Amount paid (FC)	Recipient/void reason code	Enca./void
223179	2200089368	03/15/2018	USD	1,182,509.98	COUNTY SANITATION DISTRICTS OFWHITTIER CA	03/21/2018
223180	2200089408	03/15/2018	USD	4,841.79	CS-AMSCO HUNTINGTON BEACH CA	03/21/2018
223181	2200089388	03/15/2018	USD	115.00	DEPT OF CONSUMER AFFAIRS SACRAMENTO CA	03/27/2018
223182	2200089463	03/15/2018	USD	905.00	DIAS, MICHAEL CHINO HILLS CA	03/19/2018
223183	2200089429	03/15/2018	USD	210.00	DORGAN LEGAL SERVICES LLP PASADENA CA	
223184	2200089423	03/15/2018	USD	12,374.16	ENVIRONMENTAL SCIENCE ASSOCIATSAN FRANCISCO CA	03/22/2018
223185	2200089421	03/15/2018	USD	75.00	EUROFINS EATON ANALYTICAL LLC GRAPEVINE TX	03/20/2018
223186	2200089392	03/15/2018	USD	62.33	EXPRESS PIPE & SUPPLY INC ANAHEIM CA	03/20/2018
223187	2200089395	03/15/2018	USD	89.75	FEDEX FREIGHT PASADENA CA	03/22/2018
223188	2200089369	03/15/2018	USD	378.69	FISHER SCIENTIFIC LOS ANGELES CA	03/19/2018
223189	2200089377	03/15/2018	USD	156.64	FONTANA HERALD NEWS FONTANA CA	03/20/2018
223190	2200089453	03/15/2018	USD	766.88	FRANCHISE TAX BOARD SACRAMENTO CA	03/26/2018
223191	2200089445	03/15/2018	USD	3,598.46	FRONTIER COMMUNICATIONS CORP CINCINNATI OH	04/02/2018
223192	2200089411	03/15/2018	USD	7,734.50	GRI CONSULTANTS INC BOSTON MA	03/20/2018
223193	2200089375	03/15/2018	USD	1,679.21	GRAINGER PALATINE IL	03/20/2018
223194	2200089405	03/15/2018	USD	1,231.96	HACH COMPANY CHICAGO IL	03/19/2018
223195	2200089432	03/15/2018	USD	4,395.75	HOPE INDUSTRIAL SYSTEMS INC ROSWELL GA	03/20/2018
223196	2200089420	03/15/2018	USD	765.99	ICE CUBE INC GREENSBURG PA	03/21/2018
223197	2200089431	03/15/2018	USD	752.10	IE GOURMET FOOD TRUCKS LLC REDLANDS CA	
223198	2200089449	03/15/2018	USD	51.00	INLAND EMPIRE UNITED WAY RANCHO CUCAMONGA CA	03/19/2018
223199	2200089409	03/15/2018	USD	240.00	INSTITUTE OF INTERNAL AUDITORSRIVERSIDE CA	03/23/2018
223200	2200089459	03/15/2018	USD	1,198.18	KILE, WALLACE EDWARD CHINO HILLS CA	03/20/2018
223201	2200089419	03/15/2018	USD	210.00	KIM'S MASTER AUTO REPAIR CHINO CA	03/21/2018
223202	2200089385	03/15/2018	USD	3,556.23	KONICA MINOLTA PASADENA CA	03/22/2018
223203	2200089434	03/15/2018	USD	5,550.00	KRD MANAGEMENT CONSULTING LLC TEMECULA CA	03/21/2018
223204	2200089461	03/15/2018	USD	100.00	LETULLE, CHANDER CHINO HILLS CA	
223205	2200089398	03/15/2018	USD	500.00	LOS SERRANOS GOLF & COUNTRY CLCHINO HILLS CA	03/26/2018
223206	2200089428	03/15/2018	USD	905.89	MANAGED MOBILE INC PLACENTIA CA	03/21/2018
223207	2200089464	03/15/2018	USD	200.00	MANTILLA, LAURA CHINO HILLS CA	03/19/2018
223208	2200089457	03/15/2018	USD	192.00	MARIA PRESQUEZ N LAS VEGAS NV	
223209	2200089370	03/15/2018	USD	1,419.16	MINE SAFETY APPLIANCES CO PITTSBURGH PA	03/20/2018
223210	2200089380	03/15/2018	USD	321,334.78	MISCO WATER FOOTHILL RANCH CA	03/21/2018
223211	2200089466	03/15/2018	USD	180.00	MONFORE, KENNETH CHINO HILLS CA	03/26/2018
223212	2200089381	03/15/2018	USD	2,496.77	MOTION INDUSTRIES INC LOS ANGELES CA	03/19/2018
223213	2200089436	03/15/2018	USD	8,400.00	MUNITEMPS IMPERIAL BEACH CA	03/21/2018
223214	2200089400	03/15/2018	USD	633.67	NATIONAL BUSINESS INVESTIGATIONMURRIETA CA	03/20/2018
223215	2200089414	03/15/2018	USD	592.02	NESTLE WATERS NORTH AMERICA LOUISVILLE KY	03/22/2018
223216	2200089384	03/15/2018	USD	131.43	O RINGS & THINGS FONTANA CA	03/23/2018
223217	2200089440	03/15/2018	USD	8,341.40	ONTARIO MUNICIPAL UTILITIES COONTARIO CA	03/19/2018
223218	2200089455	03/15/2018	USD	105.00	PATRICK W HUNTER PHELAN CA	03/19/2018
223219	2200089374	03/15/2018	USD	721.10	PETTY CASH EXPENDITURES CHINO CA	03/20/2018
223220	2200089383	03/15/2018	USD	11,806.00	R F MACDONALD HAYWARD CA	03/20/2018
223221	2200089371	03/15/2018	USD	691.50	RAYNE WATER CONDITIONING COVINA CA	03/19/2018
223222	2200089422	03/15/2018	USD	39.00	SACRAMENTO RIVER WATERSHED PROJ SAN DIEGO CA	

Inland Empire Util. Agency
Chino, CA
Company code 1000

Check Register

04/16/2018 / 12:21:26
User: PJACKSON
Page: 7

Bank	CBB	CITIZENS BUSINESS BANK	ONTARIO CA	917610000		
Bank Key	122234149					
Acct number	CHECK	231167641				
Check						
Check number from to	Payment	Pmnt date	Crcy	Amount paid (FC)	Recipient/void reason code	Enca./void
223223	2200089433	03/15/2018	USD	2,440.00	SHAW HR CONSULTING INC NEWBURY PARK CA	03/20/2018
223224	2200089465	03/15/2018	USD	55.00	SMITH, JASON D CHINO HILLS CA	03/28/2018
223225	2200089441	03/15/2018	USD	127,522.33	SO CALIF EDISON ROSEMEAD CA	03/26/2018
223226	2200089442	03/15/2018	USD	1,823.19	SO CALIF GAS MONTEREY PARK CA	03/23/2018
223227	2200089375	03/15/2018	USD	11,344.50	SOUTH COAST AQMD DIAMOND BAR CA	03/26/2018
223228	2200089410	03/15/2018	USD	121,897.68	STANTEC CONSULTING INC CHICAGO IL	03/19/2018
223229	2200089394	03/15/2018	USD	400.00	U S HEALTHWORKS MEDICAL GROUP LOS ANGELES CA	03/19/2018
223230	2200089451	03/15/2018	USD	243.33	US DEPARTMENT OF EDUCATION ATLANTA GA	03/22/2018
223231	2200089425	03/15/2018	USD	942.25	V3IT CONSULTING INC NAPERVILLE IL	03/20/2018
223232	2200089460	03/15/2018	USD	23.00	VELARDE, TERESA CHINO HILLS CA	03/20/2018
223233	2200089443	03/15/2018	USD	458.96	VERIZON BUSINESS ALBANY NY	03/20/2018
223234	2200089403	03/15/2018	USD	84,424.00	W A RASIC CONSTRUCTION CO INC LONG BEACH CA	03/20/2018
223235	2200089387	03/15/2018	USD	5,164.55	WASTE MANAGEMENT OF LOS ANGELES CA	03/20/2018
223236	2200089426	03/15/2018	USD	5,000.00	WATER EDUCATION FOR LATINO LEALOS ANGELES CA	04/02/2018
223237	2200089407	03/15/2018	USD	578.31	WORLDWIDE EXPRESS ALBANY NY	03/22/2018
223238	2200089406	03/15/2018	USD	768.23	YORK EMPLOYMENT SERVICES, INC SAN FRANCISCO CA	03/21/2018
223239	2200089526	03/22/2018	USD	531.50	ACCUSTANDARD INC NEW HAVEN CT	03/29/2018
223240	2200089547	03/22/2018	USD	2,208.45	ADVANCED CHEMICAL TECHNOLOGY IRANCHO CUCAMONGA CA	03/27/2018
223241	2200089537	03/22/2018	USD	290.00	AEROTEK INC ATLANTA GA	03/27/2018
223242	2200089511	03/22/2018	USD	1,678.53	AIRGAS WEST INC PASADENA CA	03/26/2018
223243	2200089565	03/22/2018	USD	450.00	ALISON LOUKER & ASSOCIATES RIVERSIDE CA	03/26/2018
223244	2200089504	03/22/2018	USD	113.54	ALLIED ELECTRONICS INC FORT WORTH TX	03/30/2018
223245	2200089563	03/22/2018	USD	7,346.80	ALTA PACIFIC BANK TEMECULA CA	03/27/2018
223246	2200089578	03/22/2018	USD	1,340.50	ANAERGIA SERVICES LLC CARLSBAD CA	03/27/2018
223247	2200089517	03/22/2018	USD	610.80	APPLEONE EMPLOYMENT SERVICES GLENDALE CA	03/27/2018
223248	2200089548	03/22/2018	USD	726.57	ASAP INDUSTRIAL SUPPLY FONTANA CA	03/27/2018
223249	2200089553	03/22/2018	USD	502.40	AUTOZONE INC ATLANTA GA	03/28/2018
223250	2200089567	03/22/2018	USD	49,366.17	BANNER BANK SACRAMENTO CA	03/27/2018
223251	2200089577	03/22/2018	USD	26,353.00	BEST CONTRACTING SERVICES INC GARDENA CA	03/27/2018
223252	2200089521	03/22/2018	USD	916.77	BLAZE CONE COMPANY PORTLAND OR	03/27/2018
223253	2200089557	03/22/2018	USD	13,026.00	BRIGHTVIEW LANDSCAPE SERVICES PASADENA CA	03/26/2018
223254	2200089558	03/22/2018	USD	7,817.84	CALIFORNIA WATER TECHNOLOGIES,PASADENA CA	03/28/2018
223255	2200089592	03/22/2018	USD	110.00	CAMPBELL, CONNIE CHINO HILLS CA	03/28/2018
223256	2200089593	03/22/2018	USD	81.75	CARTER, JOSEPH CHINO HILLS CA	03/28/2018
223257	2200089523	03/22/2018	USD	2,500.00	CEM CORP CHICAGO IL	03/26/2018
223258	2200089579	03/22/2018	USD	250.00	CHEMICALS INC FONTANA CA	03/28/2018
223259	2200089545	03/22/2018	USD	2,440.56	CINTAS CORPORATION LOC#150 PHOENIX AZ	04/09/2018
223260	2200089534	03/22/2018	USD	89.79	CINTAS FIRST AID & SAFETY LOCCINCINNATI OH	03/30/2018
223261	2200089551	03/22/2018	USD	1,905.00	CIVIC PUBLICATIONS INC LA VERNE CA	03/26/2018
223262	2200089587	03/22/2018	USD	347.26	COLONIAL LIFE & ACCIDENT INSURCOLUMBIA SC	03/28/2018
223263	2200089528	03/22/2018	USD	1,114.14	COMPUTERLAND SILICON VALLEY SAN JOSE CA	03/28/2018
223264	2200089583	03/22/2018	USD	416.32	CUCAMONGA VALLEY WATER DISTRICTLOS ANGELES CA	03/27/2018
223265	2200089560	03/22/2018	USD	18.49	D & H WATER SYSTEMS INC OCEANSIDE CA	03/27/2018
223266	2200089564	03/22/2018	USD	2,232.75	DAVIS BARBER PRODUCTIONS INC FULLERTON CA	03/27/2018

Bank	CBB	CITIZENS BUSINESS BANK	ONTARIO CA 917610000			
Bank Key	122234149					
Acct number	CHECK	231167641				
Check						
Check number from to	Payment	Pmnt date	Crcy	Amount paid (FC)	Recipient/void reason code	Enca./void
223267	2200089539	03/22/2018	USD	12,948.78	DELL SERVICE SALES OAKLAND CA	03/26/2018
223268	2200089536	03/22/2018	USD	2,497.50	DUDEK & ASSOCIATES INC ENCINITAS CA	03/28/2018
223269	2200089533	03/22/2018	USD	146.79	E Z PARTY RENTALS POMONA CA	03/27/2018
223270	2200089552	03/22/2018	USD	2,206.09	ELECTRO-CHEMICAL DEVICES, INC ANAHEIM CA	03/27/2018
223271	2200089554	03/22/2018	USD	10,436.48	ENVIRONMENTAL SCIENCE ASSOCIATSAN FRANCISCO CA	03/28/2018
223272	2200089591	03/22/2018	USD	2,338.48	FIDELITY SECURITY LIFE INSURANCINCINNATI OH	03/28/2018
223273	2200089505	03/22/2018	USD	558.18	FISHER SCIENTIFIC LOS ANGELES CA	03/26/2018
223274	2200089516	03/22/2018	USD	156.64	FONTANA HERALD NEWS FONTANA CA	03/27/2018
223275	2200089585	03/22/2018	USD	943.86	FRONTIER COMMUNICATIONS CORP CINCINNATI OH	03/30/2018
223276	2200089559	03/22/2018	USD	614.40	FULL SOURCE, LLC JACKSONVILLE FL	03/27/2018
223277	2200089550	03/22/2018	USD	13,270.93	GHD PASADENA CA	03/26/2018
223278	2200089514	03/22/2018	USD	12,783.50	GRAINGER PALATINE IL	03/27/2018
223279	2200089574	03/22/2018	USD	539,959.48	GWINCO CONSTRUCTION & ENGINEERONTARIO CA	03/27/2018
223280	2200089506	03/22/2018	USD	1,552.73	HOME DEPOT CREDIT SERVICES DES MOINES IA	04/09/2018
223281	2200089531	03/22/2018	USD	1,270.19	HORIZON TECHNOLOGY SALEM NH	03/27/2018
223282	2200089571	03/22/2018	USD	2,761.51	IDEXX DISTRIBUTION INC ATLANTA GA	03/27/2018
223283	2200089540	03/22/2018	USD	8,016.72	INNOVATIVE FEDERAL STRATEGIES WASHINGTON DC	04/03/2018
223284	2200089525	03/22/2018	USD	273,912.03	J F SHEA CONSTRUCTION INC WALNUT CA	03/27/2018
223285	2200089549	03/22/2018	USD	280.00	KIM'S MASTER AUTO REPAIR CHINO CA	03/27/2018
223286	2200089532	03/22/2018	USD	750.00	LIEBERT CASSIDY WHITMORE LOS ANGELES CA	03/29/2018
223287	2200089589	03/22/2018	USD	14,276.99	LIFE INSURANCE COMPANY OF PHILADELPHIA PA	03/27/2018
223288	2200089566	03/22/2018	USD	2,857.01	MANAGED MOBILE INC PLACENTIA CA	03/28/2018
223289	2200089556	03/22/2018	USD	316.80	MICROAGE PHOENIX AZ	03/28/2018
223290	2200089527	03/22/2018	USD	1,404.73	MIDPOINT BEARING ONTARIO CA	03/26/2018
223291	2200089507	03/22/2018	USD	1,201.93	MINE SAFETY APPLIANCES CO PITTSBURGH PA	03/27/2018
223292	2200089580	03/22/2018	USD	1,118.00	MOBILE ZOO OF SOUTHERN CALIFORDESERT HOT SPRINGS CA	
223293	2200089519	03/22/2018	USD	114.55	MOTION INDUSTRIES INC LOS ANGELES CA	03/26/2018
223294	2200089575	03/22/2018	USD	9,600.00	MUNITEMPS IMPERIAL BEACH CA	03/27/2018
223295	2200089594	03/22/2018	USD	8.00	MUNOZ, MARIE LIZA CHINO HILLS CA	04/13/2018
223296	2200089573	03/22/2018	USD	178,331.18	MYERS AND SONS CONSTRUCTION LPSACRAMENTO CA	03/29/2018
223297	2200089543	03/22/2018	USD	994.80	NATIONAL CONSTRUCTION RENTALS PACOIMA CA	03/27/2018
223298	2200089568	03/22/2018	USD	15,380.53	NEW MILLENNIUM CONSTRUCTION CHINO HILLS CA	03/27/2018
223299	2200089582	03/22/2018	USD	299.22	ONTARIO MUNICIPAL UTILITIES COONTARIO CA	03/26/2018
223300	2200089595	03/22/2018	USD	57.12	ORTIZ, BRIAN CHINO HILLS CA	04/03/2018
223301	2200089588	03/22/2018	USD	96.54	PERS LONG TERM CARE PROGRAM PASADENA CA	03/27/2018
223302	2200089513	03/22/2018	USD	1,446.40	PETE'S ROAD SERVICE FULLERTON CA	03/29/2018
223303	2200089576	03/22/2018	USD	617.44	PFA LYLE S BRIGGS FUNDAMNIL SCCHINO CA	
223304	2200089508	03/22/2018	USD	7,422.00	RMA GROUP RANCHO CUCAMONGA CA	03/29/2018
223305	2200089535	03/22/2018	USD	1,722.43	ROSEMOUNT INC CHICAGO IL	03/26/2018
223306	2200089544	03/22/2018	USD	95,795.46	SCW CONTRACTING CORPORATION FALLBROOK CA	03/30/2018
223307	2200089572	03/22/2018	USD	1,480.00	SHAW HR CONSULTING INC NEWBURY PARK CA	03/27/2018
223308	2200089522	03/22/2018	USD	275.18	SIGMA-ALDRICH INC ATLANTA GA	03/26/2018
223309	2200089584	03/22/2018	USD	250,368.09	SO CALIF EDISON ROSEMEAD CA	03/27/2018
223310	2200089509	03/22/2018	USD	435.57	SOUTHWEST ALARM SERVICE UPLAND CA	03/26/2018

Inland Empire Util.Agency
Chino, CA
Company code 1000

Check Register

04/16/2018 / 12:21:26
User: PJACKSON
Page: 9

Bank	CBB	CITIZENS BUSINESS BANK	ONTARIO CA	917610000		
Bank Key	122234149					
Acct number	CHECK	231167641				
Check						
Check number from to	Payment	Pmnt date	Crcy	Amount paid (FC)	Recipient/void reason code	Enca./void
223311	2200089555	03/22/2018	USD	269.55	STAFFING NETWORK LLC ITASCA IL	04/10/2018
223312	2200089518	03/22/2018	USD	610.00	STATE WATER RESOURCES CNTRL BOSACRAMENTO CA	03/28/2018
223313	2200089524	03/22/2018	USD	90.00	STATE WATER RESOURCES CNTRL BRSACRAMENTO CA	04/02/2018
223314	2200089570	03/22/2018	USD	380.04	STORETRIEVE LLC PASADENA CA	03/26/2018
223315	2200089515	03/22/2018	USD	3,650.06	SUNRISE COLLISION CENTER FONTANA CA	04/09/2018
223316	2200089542	03/22/2018	USD	545,414.72	SWRCB ACCOUNTING OFFICE SACRAMENTO CA	03/28/2018
223317	2200089561	03/22/2018	USD	379,895.00	SYNAGRO-WWT INC CHICAGO IL	03/28/2018
223318	2200089529	03/22/2018	USD	284.46	TELEDYNE INSTRUMENTS INC CHICAGO IL	03/26/2018
223319	2200089512	03/22/2018	USD	109.12	TELL STEEL INC LONG BEACH CA	03/29/2018
223320	2200089596	03/22/2018	USD	300.00	THORNTON, ERIC UPLAND CA	03/30/2018
223321	2200089530	03/22/2018	USD	63,041.48	TOM DODSON & ASSOCIATES SAN BERNARDINO CA	03/27/2018
223322	2200089562	03/22/2018	USD	1,933.75	TRIEPEI SMITH AND ASSOCIATES, IRVINE CA	04/03/2018
223323	2200089546	03/22/2018	USD	9,671.02	US BANK VOYAGER FLEET SYSTEMS KANSAS CITY MO	03/27/2018
223324	2200089569	03/22/2018	USD	359,993.70	VIRAMONTES EXPRESS INC CORONA CA	03/29/2018
223325	2200089538	03/22/2018	USD	69,485.64	W A RASIC CONSTRUCTION CO INC LONG BEACH CA	03/28/2018
223326	2200089520	03/22/2018	USD	606.14	WATER EDUCATION FOUNDATION SACRAMENTO CA	04/13/2018
223327	2200089510	03/22/2018	USD	7,472.71	WEST VALLEY MOSQUITO AND ONTARIO CA	03/26/2018
223328	2200089586	03/22/2018	USD	2,468.68	WESTERN DENTAL PLAN ORANGE CA	03/27/2018
223329	2200089590	03/22/2018	USD	25.00	WILCO LIFE INSURANCE COMPANY ATLANTA GA	03/30/2018
223330	2200089541	03/22/2018	USD	5,607.60	WINCHESTER SYSTEMS INC BILLERICA MA	03/28/2018
223331	2200089581	03/22/2018	USD	2,007.77	YLDEFONSO RODRIGUEZ JR LOS ANGELES CA	03/23/2018
223332	2200089602	03/22/2018	USD	82,426.60	JWC ENVIRONMENTAL LLC LOS ANGELES CA	03/26/2018
223333	2200089601	03/22/2018	USD	210.00	KIM'S MASTER AUTO REPAIR CHINO CA	03/27/2018
223334	2200089628	03/27/2018	USD	33,706.61	SO CALIF EDISON ROSEMEAD CA	03/29/2018
223335	2200089625	03/27/2018	USD	619.04	TRANE U S INC CHICAGO IL	04/02/2018
223336	2200089627	03/27/2018	USD	199.62	TRANSENE COMPANY INC DANVERS MA	04/04/2018
223337	2200089622	03/27/2018	USD	300.00	TRI STATE ENVIRONMENTAL SAN BERNARDINO CA	04/02/2018
223338	2200089624	03/27/2018	USD	780.00	U S HEALTHWORKS MEDICAL GROUP LOS ANGELES CA	03/30/2018
223339	2200089626	03/27/2018	USD	4,195.80	VANTAGE TECHNOLOGY CONSULTING EL SEGUNDO CA	04/02/2018
223340	2200089623	03/27/2018	USD	13,851.15	VERIZON WIRELESS DALLAS TX	04/03/2018
223341	2200089804	03/29/2018	USD	445.00	ADVANCED CHEMICAL TECHNOLOGY IRANCHO CUCAMONGA CA	04/04/2018
223342	2200089788	03/29/2018	USD	1,044.00	AEROTEK INC ATLANTA GA	04/02/2018
223343	2200089764	03/29/2018	USD	770.10	AIRGAS WEST INC PASADENA CA	04/02/2018
223344	2200089805	03/29/2018	USD	12,146.08	ALLIED UNIVERSAL SECURITY SERVPASADENA CA	04/02/2018
223345	2200089806	03/29/2018	USD	664.41	ALTA FOODCRAFT COFFEE LONG BEACH CA	04/03/2018
223346	2200089809	03/29/2018	USD	24.08	ASAP INDUSTRIAL SUPPLY FONTANA CA	04/04/2018
223347	2200089782	03/29/2018	USD	330.00	ASBCSD HESPERIA CA	
223348	2200089780	03/29/2018	USD	166.00	AUTOMATED GATE SERVICES INC CORONA CA	04/03/2018
223349	2200089840	03/29/2018	USD	183.34	BREIG, ANNA VICTORVILLE CA	04/03/2018
223350	2200089816	03/29/2018	USD	19,261.79	BRIGHTVIEW LANDSCAPE SERVICES PASADENA CA	04/02/2018
223351	2200089785	03/29/2018	USD	2,313.85	CALIFORNIA BOILER INC HUNTINGTON BEACH CA	04/02/2018
223352	2200089818	03/29/2018	USD	12,103.20	CALIFORNIA WATER TECHNOLOGIES,PASADENA CA	04/03/2018
223353	2200089756	03/29/2018	USD	4,243.02	CALTROL INC LOS ANGELES CA	04/02/2018
223354	2200089849	03/29/2018	USD	98.42	CARL H TAYLOR III CRYSTAL RIVER FL	04/03/2018

Bank	CBB	CITIZENS BUSINESS BANK			ONTARIO CA	917610000
Bank Key	122234149					
Acct number	CHECK	231167641				
Check						
Check number from to	Payment	Pmnt date	Crcy	Amount paid (FC)	Recipient/void reason code	Enca./void
223355	2200089777	03/29/2018	USD	2,387.10	CAROLLO ENGINEERS INC SALT LAKE CITY UT	04/03/2018
223356	2200089789	03/29/2018	USD	855.00	CASC ENGINEERING AND CONSULTING COLTON CA	04/06/2018
223357	2200089768	03/29/2018	USD	39,816.04	CDM SMITH INC LOS ANGELES CA	04/02/2018
223358	2200089772	03/29/2018	USD	1,800.00	CHINO BASIN WATER CONSERVATION MONTCLAIR CA	04/06/2018
223359	2200089776	03/29/2018	USD	204.00	CHINO CREEK TOASTMASTER CLUB CHINO HILLS CA	
223360	2200089800	03/29/2018	USD	3,137.31	CINTAS CORPORATION LOC#150 PHOENIX AZ	04/13/2018
223361	2200089786	03/29/2018	USD	972.18	CINTAS FIRST AID & SAFETY LOCCINCINNATI OH	04/05/2018
223362	2200089757	03/29/2018	USD	444.84	CITY RENTALS INC ONTARIO CA	04/06/2018
223363	2200089819	03/29/2018	USD	43,898.12	CIVILTEC ENGINEERING, INC. MONROVIA CA	04/04/2018
223364	2200089775	03/29/2018	USD	496.01	COMMERCIAL DOOR CO POMONA CA	04/06/2018
223365	2200089801	03/29/2018	USD	475.00	CRB SECURITY SOLUTIONS WESTMINSTER CA	04/03/2018
223366	2200089830	03/29/2018	USD	11,020.00	CSI SERVICES INC SANTA CLARITA CA	04/05/2018
223367	2200089808	03/29/2018	USD	4,370.00	DAVID WHEELER'S PEST CONTROL, NORCO CA	04/05/2018
223368	2200089793	03/29/2018	USD	1,270.25	DELL SERVICE SALES OAKLAND CA	04/02/2018
223369	2200089831	03/29/2018	USD	10,776.73	DORGAN LEGAL SERVICES LLP PASADENA CA	
223370	2200089810	03/29/2018	USD	8,500.00	E R BLOCK PLUMBING INC RIVERSIDE CA	04/03/2018
223371	2200089825	03/29/2018	USD	7,050.00	ECOTECH SERVICES INC MONROVIA CA	04/04/2018
223372	2200089827	03/29/2018	USD	164,405.00	ELECTRIC SERVICE & SUPPLY PASADENA CA	04/03/2018
223373	2200089812	03/29/2018	USD	1,550.00	EPI-USE AMERICA INC ATLANTA GA	04/06/2018
223374	2200089824	03/29/2018	USD	300.28	FIREHAWK FIRE & SAFETY SAN DEIGO CA	04/03/2018
223375	2200089758	03/29/2018	USD	1,195.90	FISHER SCIENTIFIC LOS ANGELES CA	04/02/2018
223376	2200089847	03/29/2018	USD	642.29	FRANCHISE TAX BOARD SACRAMENTO CA	04/09/2018
223377	2200089856	03/29/2018	USD	139.40	GIKERI, JOSEPH CHINO HILLS CA	04/02/2018
223378	2200089826	03/29/2018	USD	3,825.00	GILLIS + PANICHAPAN ARCHITECTS COSTA MESA CA	04/04/2018
223379	2200089792	03/29/2018	USD	270.00	GOLDEN STATE LABOR COMPLIANCE PALMDALE CA	04/05/2018
223380	2200089767	03/29/2018	USD	3,974.95	GRAINGER PALATINE IL	04/03/2018
223381	2200089791	03/29/2018	USD	4,228.28	HACH COMPANY CHICAGO IL	04/02/2018
223382	2200089843	03/29/2018	USD	499.68	HOBBS, DIANA APPLE VALLEY CA	04/03/2018
223383	2200089760	03/29/2018	USD	920.26	HOME DEPOT CREDIT SERVICES PHOENIX AZ	04/05/2018
223384	2200089759	03/29/2018	USD	26.01	HOME DEPOT CREDIT SERVICES DES MOINES IA	04/05/2018
223385	2200089841	03/29/2018	USD	499.68	HORNE, WILLIAM YUCCA VALLEY CA	04/03/2018
223386	2200089844	03/29/2018	USD	41.00	INLAND EMPIRE UNITED WAY RANCHO CUCAMONGA CA	04/04/2018
223387	2200089803	03/29/2018	USD	1,150.00	JB'S POOLS & PONDS INC UPLAND CA	04/03/2018
223388	2200089811	03/29/2018	USD	350.00	KIM'S MASTER AUTO REPAIR CHINO CA	04/03/2018
223389	2200089774	03/29/2018	USD	290.93	KONICA MINOLTA PASADENA CA	04/03/2018
223390	2200089820	03/29/2018	USD	245.00	LITTLE SISTER'S TRUCK WASH. INBONSALL CA	04/09/2018
223391	2200089850	03/29/2018	USD	192.00	MARIA FRESQUEZ N LAS VEGAS NV	
223392	2200089814	03/29/2018	USD	6,524.00	MICROAGE PHOENIX AZ	04/03/2018
223393	2200089779	03/29/2018	USD	1,118.98	MIDPOINT BEARING ONTARIO CA	04/02/2018
223394	2200089842	03/29/2018	USD	826.04	MILLER, ELMER L BLUE JAY CA	04/05/2018
223395	2200089769	03/29/2018	USD	46,855.57	MISCO WATER FOOTHILL RANCH CA	04/02/2018
223396	2200089857	03/29/2018	USD	185.57	MORGAN-PERALES, LISA CHINO HILLS CA	04/03/2018
223397	2200089771	03/29/2018	USD	170.69	MOTION INDUSTRIES INC LOS ANGELES CA	04/02/2018
223398	2200089799	03/29/2018	USD	68.00	NATIONAL CONSTRUCTION RENTALS PACOIMA CA	04/04/2018

Inland Empire Util. Agency
Chino, CA
Company code 1000

Check Register

04/16/2018 / 12:21:26
User: RJACKSON
Page: 11

Bank	CBB	CITIZENS BUSINESS BANK	ONTARIO CA 917610000			
Bank Key	122234149					
Acct number	CHECK	231167641				
Check						
Check number from to	Payment	Pmnt date	Crcy	Amount paid (FC)	Recipient/void reason code	Enca./void
223399	2200089854	03/29/2018	USD	40.00	PANTAYATIWONG, KANES CHINO HILLS CA	04/03/2018
223400	2200089848	03/29/2018	USD	105.00	PATRICK W HUNTER PHELAN CA	04/02/2018
223401	2200089766	03/29/2018	USD	243.29	PETTY CASH EXPENDITURES CHINO CA	04/09/2018
223402	2200089853	03/29/2018	USD	8.00	PROCTOR, CRAIG CHINO HILLS CA	
223403	2200089822	03/29/2018	USD	347.04	PROGROUP IRVINE CA	04/02/2018
223404	2200089852	03/29/2018	USD	79.62	REED, RANDALL J CHINO HILLS CA	04/09/2018
223405	2200089783	03/29/2018	USD	1,391.00	SAN BERNARDINO COUNTY SAN BERNARDINO CA	04/03/2018
223406	2200089802	03/29/2018	USD	25.00	SCPMA-HR DIAMOND BAR CA	04/12/2018
223407	2200089851	03/29/2018	USD	50.69	SKINNER, JOHN CHINO HILLS CA	
223408	2200089836	03/29/2018	USD	542.55	SO CALIF EDISON ROSEMEAD CA	04/03/2018
223409	2200089837	03/29/2018	USD	574.74	SO CALIF GAS MONTEREY PARK CA	04/04/2018
223410	2200089761	03/29/2018	USD	2,570.00	SOUTHWEST ALARM SERVICE UPLAND CA	04/04/2018
223411	2200089858	03/29/2018	USD	175.62	SPEARS, CARINA CHINO HILLS CA	04/10/2018
223412	2200089813	03/29/2018	USD	1,195.90	STAFFING NETWORK LLC CAROL STREAM IL	04/03/2018
223413	2200089817	03/29/2018	USD	20,152.00	STATEWIDE TRAFFIC SAFETY AND SLOS ANGELES CA	04/02/2018
223414	2200089798	03/29/2018	USD	4,073.00	THE AUSTIN COMPANY CLEVELAND OH	04/03/2018
223415	2200089835	03/29/2018	USD	10,412.60	THE READY STORE DRAPER UT	04/04/2018
223416	2200089823	03/29/2018	USD	110.00	THE SHREDDERS LOS ANGELES CA	04/12/2018
223417	2200089787	03/29/2018	USD	2,497.00	U S HEALTHWORKS MEDICAL GROUP LOS ANGELES CA	04/02/2018
223418	2200089781	03/29/2018	USD	149.78	U S HOSE INC ONTARIO CA	04/03/2018
223419	2200089762	03/29/2018	USD	808.70	UNDERGROUND SERVICE ALERT/SC CORONA CA	04/10/2018
223420	2200089796	03/29/2018	USD	641.12	URIMAGE-BLOOMINGTON CA	04/03/2018
223421	2200089845	03/29/2018	USD	243.33	US DEPARTMENT OF EDUCATION ATLANTA GA	04/05/2018
223422	2200089815	03/29/2018	USD	10,635.00	UTILIQUEST LLC ATLANTA GA	04/02/2018
223423	2200089833	03/29/2018	USD	1,874.21	VARIABLE SPEED SOLUTIONS INC HUNTINGTON BEACH CA	04/05/2018
223424	2200089763	03/29/2018	USD	173.96	VISTA PAINT CORP FULLERTON CA	04/03/2018
223425	2200089773	03/29/2018	USD	603.00	WESTERN ANALYTICAL LABORATORIECHINO CA	04/06/2018
223426	2200089795	03/29/2018	USD	626.98	WORLDWIDE EXPRESS ALBANY NY	04/03/2018
223427	2200089770	03/29/2018	USD	544.67	YALE CHASE EQUIPMENT AND SERVILOS ANGELES CA	04/02/2018
223428	2200089794	03/29/2018	USD	1,020.58	YORK EMPLOYMENT SERVICES, INC SAN FRANCISCO CA	04/02/2018
223429	2200089855	03/29/2018	USD	174.10	ZIEGENBEIN, JEFF CHINO HILLS CA	
* Payment method Check			USD	7,305,728.37		

Inland Empire Util. Agency
 Chino, CA
 Company code 1000

Check Register

04/16/2018 / 12:21:26
 User: PJACKSON
 Page: 12

Bank	CBB	CITIZENS BUSINESS BANK	ONTARIO CA 917610000			
Bank Key	122234149					
Acct number	CHECK	231167641				
Separate Check						
Check number from to	Payment	Pmnt date	Crcy	Amount paid (FC)	Recipient/void reason code	Enca./void
223142	2200089244	03/08/2018	USD	371.30	CUCAMONGA VALLEY WATER DISTRICTRANCHO CUCAMONGA CA	03/22/2018
223430	2200089784	03/29/2018	USD	1,391.00	SAN BERNARDINO COUNTY SAN BERNARDINO CA	04/03/2018
* Payment method Separate Check			USD	1,762.30		

Total of all entries

Check Register

04/16/2018 / 12:21:26

User: PJACKSON

Page: 13

Check number from to	Payment	fmnt date	Crcy	Amount paid (FC)	Recipient/void reason code	Enca./void
**			USD	7,307,490.67		

Attachment 2B

Workers' Comp Checks

Inland Empire Util.Agency
Chino, CA
Company code 1000

Check Register

04/16/2018 / 12:21:37
User: PJACKSON
Page: 1

Bank	CBB	CITIZENS BUSINESS BANK		ONTARIO CA 917610000		
Bank Key	122234149					
Acct number	WCOMP	231159290				
Checks created manually						
Check number from to	Payment	Pmnt date	Crcy	Amount paid (FC)	Recipient/void reason code	Enca./void
04902	2200089355	03/07/2018	USD	303.56	YORK RISK SERVICES GROUP INC RANCHO CUCAMONGA CA	03/12/2018
04903	2200089356	03/07/2018	USD	237.08	YORK RISK SERVICES GROUP INC RANCHO CUCAMONGA CA	03/20/2018
04904	2200089357	03/07/2018	USD	148.84	YORK RISK SERVICES GROUP INC RANCHO CUCAMONGA CA	03/12/2018
04905	2200089358	03/07/2018	USD	260.82	YORK RISK SERVICES GROUP INC RANCHO CUCAMONGA CA	03/20/2018
04906	2200089359	03/07/2018	USD	114.82	YORK RISK SERVICES GROUP INC RANCHO CUCAMONGA CA	03/12/2018
04907	2200089360	03/07/2018	USD	372.01	YORK RISK SERVICES GROUP INC RANCHO CUCAMONGA CA	03/12/2018
04908	2200089597	03/14/2018	USD	324.10	YORK RISK SERVICES GROUP INC RANCHO CUCAMONGA CA	03/20/2018
04909	2200089598	03/14/2018	USD	199.80	YORK RISK SERVICES GROUP INC RANCHO CUCAMONGA CA	03/20/2018
04910	2200089599	03/14/2018	USD	93.29	YORK RISK SERVICES GROUP INC RANCHO CUCAMONGA CA	03/19/2018
04911	2200089600	03/14/2018	USD	114.82	YORK RISK SERVICES GROUP INC RANCHO CUCAMONGA CA	03/22/2018
04912	2200089608	03/21/2018	USD	5,500.00	YORK RISK SERVICES GROUP INC RANCHO CUCAMONGA CA	03/23/2018
04913	2200089609	03/21/2018	USD	130.32	YORK RISK SERVICES GROUP INC RANCHO CUCAMONGA CA	03/28/2018
04914	2200089610	03/21/2018	USD	138.48	YORK RISK SERVICES GROUP INC RANCHO CUCAMONGA CA	03/28/2018
04915	2200089611	03/21/2018	USD	138.48	YORK RISK SERVICES GROUP INC RANCHO CUCAMONGA CA	03/28/2018
04916	2200089612	03/21/2018	USD	138.48	YORK RISK SERVICES GROUP INC RANCHO CUCAMONGA CA	03/28/2018
04917	2200089613	03/21/2018	USD	8.05	YORK RISK SERVICES GROUP INC RANCHO CUCAMONGA CA	03/29/2018
04918	2200089614	03/21/2018	USD	251.41	YORK RISK SERVICES GROUP INC RANCHO CUCAMONGA CA	03/26/2018
04919	2200089615	03/21/2018	USD	127.52	YORK RISK SERVICES GROUP INC RANCHO CUCAMONGA CA	03/27/2018
04920	2200089616	03/21/2018	USD	83.38	YORK RISK SERVICES GROUP INC RANCHO CUCAMONGA CA	03/27/2018
04921	2200089617	03/21/2018	USD	35.00	YORK RISK SERVICES GROUP INC RANCHO CUCAMONGA CA	03/27/2018
04922	2200089618	03/21/2018	USD	8.80	YORK RISK SERVICES GROUP INC RANCHO CUCAMONGA CA	03/27/2018
04923	2200089619	03/21/2018	USD	26.26	YORK RISK SERVICES GROUP INC RANCHO CUCAMONGA CA	03/27/2018
04924	2200089620	03/21/2018	USD	3.23	YORK RISK SERVICES GROUP INC RANCHO CUCAMONGA CA	03/27/2018
04925	2200089621	03/21/2018	USD	580.00	YORK RISK SERVICES GROUP INC RANCHO CUCAMONGA CA	03/26/2018
04926	2200089866	03/28/2018	USD	344.81	YORK RISK SERVICES GROUP INC RANCHO CUCAMONGA CA	
04927	2200089867	03/28/2018	USD	11.80	YORK RISK SERVICES GROUP INC RANCHO CUCAMONGA CA	
* Payment method Checks created manually			USD	9,695.16		

Attachment 2C

Vendor ACHs

Check	Payee / Description	Amount
ACH	UNIVAR USA INC	
	CCWRP-12,083 Lbs Sodium Bisulfite LA609841	2,609.04
	TP1-12,691 Lbs Sodium Bisulfite LA609730	2,740.30
	TP1-12,801 Lbs Sodium Bisulfite LA610086	2,764.17
	RP5-12,806 Lbs Sodium Bisulfite LA612032	2,765.25
	TP1-12,490 Lbs Sodium Bisulfite LA611649	2,696.91
		- - - - -
	UNIVAR USA INC \$	13,575.67
ACH	MCMASTER-CARR SUPPLY CO	
	11 V-Belts 56667276	81.63
	Threaded Rod, Hex Nut 56642752	222.09
	Ratcheting Combination Wrenches 56537744	613.31
	Tote Boxes 57170839	672.33
	Scrub Brush, Hose Couplings 57150051	315.74
	Epoxy, Steel Stud Anchors 57132263	180.96
		- - - - -
	MCMASTER-CARR SUPPLY CO \$	2,086.06
ACH	OLIN CORP	
	CCWRP-3,044 Gals Sodium Hypochlorite 2443386	1,795.96
	RP4-2,018 Gals Sodium Hypochlorite 2445977	1,190.62
	RP4-2,032 Gals Sodium Hypochlorite 2449519	1,198.88
	CCWRP-3,014 Gals Sodium Hypochlorite 2455234	1,778.26
	RP4-1,998 Gals Sodium Hypochlorite 2455863	1,178.82
		- - - - -
	OLIN CORP \$	7,142.54
ACH	ARCADIS U.S., INC.	
	WR18028-12/2017 Professional Services 0886706	53,215.87
		- - - - -
	ARCADIS U.S., INC. \$	53,215.87
ACH	WEST COAST ADVISORS	
	1/18 Prof Svcs 10964	9,800.00
	2/18 Prof Svcs 10990	9,800.00
		- - - - -
	WEST COAST ADVISORS \$	19,600.00
ACH	U S BANK - PAYMENT PLUS	
	105213 BAVCO 2200088880	246.55
	100150 HARRINGTON INDUSTRIAL PLASTICS LL 2200088344	3,863.75
	100319 MISSION REPROGRAPHICS 2200088345	3,140.76
	104896 WESTERN WATER WORKS SUPPLY CO 2200088346	1,290.74
	101706 CALOLYMPIC SAFETY 2200088712	145.42
	101945 FLORENCE FILTER CORP 2200088713	3,635.73
	100150 HARRINGTON INDUSTRIAL PLASTICS LL 2200088843	569.82
	107443 COMMUNICATIONS USA INC. 2200088844	43,170.04
	100150 HARRINGTON INDUSTRIAL PLASTICS LL 2200088876	2,435.72
	101706 CALOLYMPIC SAFETY 2200088878	320.65
		- - - - -
	U S BANK - PAYMENT PLUS \$	58,819.18
ACH	CHEMTRADE CHEMICALS US LLC	
	RP1-10.057 Tons Aluminim Sulfate 92251563	3,268.53
		- - - - -
	CHEMTRADE CHEMICALS US LLC \$	3,268.53

Check	Payee / Description	Amount
ACH	AMAZON BUSINESS	
	8 Wireless Mobile Mouse 1KV4-LK4K-79V	79.92
	Operational Excellence Book 1RXL-XTGT-W64	49.78
	Newmar Charger 1T3G-Q9QP-9WC	834.99
	1 Underdesk Pencil Drawer 1T91-NCJG-1KM	329.95
	2000 Feet White Stranded Wire 1WF7-X3XV-CQ9	386.25
	Extec Conductivity Kit, Conductivity Cell 14TY-X41M-XQ7	411.75
	2 500W Flood Lights 1LL3-RPF4-LJ1	83.98
	2 500W Flood Lights 1LW3-YD6G-LGJ	83.98
	3 iPhone Cases 1NYL-M1GF-N7D	49.62
	110 Lanyards, 100 Name Badge Holders 1RF3-3973-K49	33.84
	12 The Sludge Judge 1NKH-WTVX-GRM	1,253.99
	AMAZON BUSINESS \$	3,598.05
ACH	AMERICAN OFFICE PROFESSIONALS	
	3 87X Toner Cartridges 1502	334.09
	AMERICAN OFFICE PROFESSIONALS \$	334.09
ACH	SHELL ENERGY NORTH AMERICA LP	
	CCWRP/TP/RWP-1/1-1/31 14950 Tlphn 10/1-1 2046 1/18	42,993.90
	RP1-1/1-1/31 2450 Phila St 10/1-10/31 Ad 2042 1/18	102,240.81
	SHELL ENERGY NORTH AMERICA LP \$	145,234.71
ACH	FOUNDATION HA ENERGY GENERATIO	
	RP4/RWPS-1/1-1/31 12811 6th St-Wind Powe 2262	2,165.85
	FOUNDATION HA ENERGY GENERATIO\$	2,165.85
ACH	IEUA EMPLOYEES' ASSOCIATION	
	P/R 5 3/2 Employee Ded HR 0066300	210.00
	IEUA EMPLOYEES' ASSOCIATION \$	210.00
ACH	IEUA SUPERVISORS UNION ASSOCIA	
	P/R 5 3/2 Employee Ded HR 0066300	330.00
	IEUA SUPERVISORS UNION ASSOCIA\$	330.00
ACH	IEUA GENERAL EMPLOYEES ASSOCIA	
	P/R 5 3/2 Employee Ded HR 0066300	1,131.60
	IEUA GENERAL EMPLOYEES ASSOCIA\$	1,131.60
ACH	IEUA PROFESSIONAL EMPLOYEES AS	
	P/R 5 3/2 Employee Ded HR 0066300	490.00
	IEUA PROFESSIONAL EMPLOYEES AS\$	490.00
ACH	DISCOVERY BENEFITS INC	
	P/R 5 3/2 Cafeteria Plan HR 0066300	3,508.10
	DISCOVERY BENEFITS INC \$	3,508.10
ACH	STONE, SHAUN	
	Stone, S-ExpRpt-9/29-10/5/17 WEFTEC 9/29/17 WEFTE	591.84

Check Payee / Description			Amount
	STONE, SHAUN	\$	591.84
ACH	AQUA BEN CORPORATION		
	RP1-23,000 Lbs Hydrofloc 750A	36912	31,639.82
	DAFT-9,200 Lbs Hydrofloc 748E	36911	8,326.92
	AQUA BEN CORPORATION	\$	39,966.74
ACH	NAPA GENUINE PARTS COMPANY		
	6 Napagold Air Filters	4584-246056	117.08
	RCA-Multi Purpose Cleaner, Degreaser	3973-893261	240.15
	Air Filters, Oil Filters, Fuel Filters, Oil	4584-246117	978.75
	NAPA GENUINE PARTS COMPANY	\$	1,335.98
ACH	SANTA ANA WATERSHED		
	Chemicals Inc, Kaiser Foundation Permit F CR0223		500.00
	January 2018 Truck Discharge	9222	1,345.36
	Grapeland Peaker Generating Permit Fees	9231	250.00
	SANTA ANA WATERSHED	\$	1,095.36
ACH	INGERSOLL RAND COMPANY		
	RP4RW-Valve Kits f/Recip Compressor	24289167	612.05
	INGERSOLL RAND COMPANY	\$	612.05
ACH	MCMASTER-CARR SUPPLY CO		
	4 Steel Grab Hook	57703392	92.47
	Enclosures, Cable, Conduit, Circuit Breaker	57520574	1,496.08
	Freight Charges for Invoice 53986185	54082842	180.87
	MCMASTER-CARR SUPPLY CO	\$	1,769.42
ACH	LA OPINION		
	PI-Water Conservation Ads-1/10/18	107290118	1,100.00
	LA OPINION	\$	1,100.00
ACH	SUNGARD AVAILABILITY SERVICES		
	2/18 Disaster Recovery Svc	152674577	4,152.00
	SUNGARD AVAILABILITY SERVICES	\$	4,152.00
ACH	GK & ASSOCIATES INC		
	46-2054-1/18 Prof Svcs	18-004	12,922.00
	46-2054-1/18 Prof Svcs	18-001	21,472.00
	46-2054-1/18 Prof Svcs	18-003	21,838.00
	46-2054-1/18 Prof Svcs	18-002	16,016.00
	GK & ASSOCIATES INC	\$	72,248.00
ACH	CHEMTRADE CHEMICALS US LLC		
	RP1-10.414 Tons Aluminim Sulfate	92301955	3,384.55
	CHEMTRADE CHEMICALS US LLC	\$	3,384.55
ACH	AMAZON BUSINESS		
	10 Heavy Duty Power Cords	1CQ7-9R4J-33J	243.90

Check	Payee / Description	Amount
	2 Pick Roller Sets of 2 Rollers 12DH-FPLR-3VM 95.80	
	2 Workstations, 2 Microwave Ovens 1TV4-6GXV-49V 499.00	
	AMAZON BUSINESS \$ 838.70	
ACH	AMERICAN OFFICE PROFESSIONALS	
	4 Toner Cartridges 1519 441.78	
	Service HP M651 s/n JPCCG9407R 1496 89.95	
	AMERICAN OFFICE PROFESSIONALS \$ 531.73	
ACH	SOLAR STAR CALIFORNIA V LLC	
	RP1-1/1-1/31 2450 Phila St M0615-1622037 12,653.36	
	RP1-1/1-1/31 2450 Phila St M0616-1622038 2,320.38	
	RP5/TP5/HQA/B-1/1-1/31 6075 Kimball Ave M0614-1622036 11,084.46	
	CCWRP/TP/RWPS-1/1-1/31 14950 Telephone A M0613-1622035 5,486.56	
	SOLAR STAR CALIFORNIA V LLC \$ 31,544.76	
ACH	IEUA EMPLOYEES' ASSOCIATION	
	P/R DIR 3 3/9 Employee Ded HR 0066400 12.00	
	IEUA EMPLOYEES' ASSOCIATION \$ 12.00	
ACH	PREFERRED BENEFIT INSURANCE	
	2/18 Agency Dental Plan EIA23507 17,616.70	
	PREFERRED BENEFIT INSURANCE \$ 17,616.70	
ACH	DISCOVERY BENEFITS INC	
	January 2018 Admin Fees 0000842571-IN 194.75	
	DISCOVERY BENEFITS INC \$ 194.75	
ACH	VALENCIA, CHRISTINA	
	Valencia,C-ExpRpt-2/22/18 CSMFO Conf 2/22/18 CSMFO 16.00	
	VALENCIA, CHRISTINA \$ 16.00	
ACH	ELIE, STEVE	
	MlgReim-2/18 Meetings-Elie,S MLG 2/18 65.84	
	Elie,S-ExpRpt-2/7-2/9/18 Urban Wtr Conf 2/4/18 URBAN 85.56	
	ELIE, STEVE \$ 151.40	
ACH	HALL, JASMIN	
	MlgReim-2/18 Meetings-Hall,J MLG 2/18 109.00	
	Hall,J-ExpRpt-2/25-2/28/18 CASA Conf 2/25/18 CASA 1,202.63	
	HALL, JASMIN \$ 1,311.63	
ACH	PARKER, KATI	
	MlgReim-2/18 Meetings-Parker,K MLG 2/18 92.16	
	PARKER, KATI \$ 92.16	
ACH	RAZAK, HALLA	
	Reim-2/13/18 Dinner Meeting with Ed Mean 2/13/18 DINNE 42.00	

Check	Payee / Description	Amount
	RAZAK, HALLA \$	42.00
ACH	SCHNEIDER ELECTRIC SYSTEMS INC	
	pH Sensors 93706204	1,154.12
	FDSI Modules,Block License,Ethernet/IP D 93705303	9,165.07
	FBM Input Module 93695616	1,533.04
	SCHNEIDER ELECTRIC SYSTEMS INC\$	11,852.23
ACH	TRICO CORPORATION	
	Lubrication Mgmt Trng,ICML Certification 145505	550.00
	Lubrication Mgmt Trng,ICML Certification 144654	14,250.00
	TRICO CORPORATION \$	14,800.00
ACH	ICMA RETIREMENT TRUST 457	
	P/R 8 3/16 Deferred Comp Ded HR 0066500	19,120.80
	ICMA RETIREMENT TRUST 457 \$	19,120.80
ACH	LINCOLN NATIONAL LIFE INS CO	
	P/R 8 3/16 Deferred Comp Ded HR 0066500	18,467.50
	LINCOLN NATIONAL LIFE INS CO \$	18,467.50
ACH	ICMA RETIREMENT TRUST 401	
	P/R 8 3/16 Exec Deferred Comp HR 0066500	7,465.88
	ICMA RETIREMENT TRUST 401 \$	7,465.88
ACH	SANTA ANA WATERSHED	
	January 2018 Service 9228	120,848.85
	SANTA ANA WATERSHED \$	120,848.85
ACH	INGERSOLL RAND COMPANY	
	TP4Mnt-Elements,Belts,Oil Filters,Air Fi 24315137	589.80
	INGERSOLL RAND COMPANY \$	589.80
ACH	MCMASTER-CARR SUPPLY CO	
	Fittings,Nipples 57977831	17.90
	Clamps,Carabiner,Oval Link,Eyebolt 58512361	315.97
	MCMASTER-CARR SUPPLY CO \$	333.87
ACH	ALFA LAVAL INC	
	7 Filter Elements 278008437	1,690.57
	ALFA LAVAL INC \$	1,690.57
ACH	GILLTRADING.COM INC	
	EP18003-Spray Apparatus,Submerged Artic GTC18012301	16,982.62
	GILLTRADING.COM INC \$	16,982.62
ACH	SCHNEIDER ELECTRIC SYSTEMS INC	
	2/14/18-5/13/18 IA/DCS Tech Support Svc 93715566	19,259.76
	pH Sensors 93713207	1,154.12

Check	Payee / Description	Amount
	SCHNEIDER ELECTRIC SYSTEMS INC\$	20,413.88
ACH	SUNGARD AVAILABILITY SERVICES 3/18 Disaster Recovery Svc 152676768	4,152.00
	SUNGARD AVAILABILITY SERVICES \$	4,152.00
ACH	AMAZON BUSINESS 6 Car Chargers 13DH-FPLR-6XX 44.94 Varidesk, Floor Mat 1HDH-HTFW-QC7 598.01 100 Clear Binding Covers 1QRL-WTWL-QDN 29.42 Water Resource Recovery Facilities Manua 16V4-GRWX-F9X 313.44 100 Black Binding Covers 1CQ7-9R4J-777 80.43 1 Outdoor Convex Security Mirror 1QRL-WTWL-LLW 349.75	
	AMAZON BUSINESS \$	1,415.99
ACH	CHARITY IT LLC Cisco Security Firewall, SMARTnet Service INLAND020718-	10,451.75
	CHARITY IT LLC \$	10,451.75
ACH	IEUA EMPLOYEES' ASSOCIATION P/R 6 3/16 Employee Ded HR 0066500	204.00
	IEUA EMPLOYEES' ASSOCIATION \$	204.00
ACH	IEUA SUPERVISORS UNION ASSOCIA P/R 6 3/16 Employee Ded HR 0066500	330.00
	IEUA SUPERVISORS UNION ASSOCIAS \$	330.00
ACH	IEUA GENERAL EMPLOYEES ASSOCIA P/R 6 3/16 Employee Ded HR 0066500	1,119.10
	IEUA GENERAL EMPLOYEES ASSOCIAS \$	1,119.10
ACH	IEUA PROFESSIONAL EMPLOYEES AS P/R 6 3/16 Employee Ded HR 0066500	470.00
	IEUA PROFESSIONAL EMPLOYEES ASS \$	470.00
ACH	DISCOVERY BENEFITS INC P/R 6 3/16 Cafeteria Plan HR 0066500	3,477.27
	DISCOVERY BENEFITS INC \$	3,477.27
ACH	AQUA BEN CORPORATION RP1-23,000 Lbs Hydrofloc 750A 36928 31,639.82 DAFT-9,200 Lbs Hydrofloc 748E 36980 8,326.92 RP2-23,000 Lbs Polymer 748E 36955 20,817.30 RP1-13,800 Lbs Hydrofloc 750A 36981 18,983.89	
	AQUA BEN CORPORATION \$	79,767.93
ACH	NAPA GENUINE PARTS COMPANY Battery, Solar Charger, Accessories 4584-247267 229.02 Heavy Duty Antifreeze 4584-247083 43.06	

Check	Payee / Description	Amount
	6 Windshield Wipers 4584-247290 45.19	
	Battery Cleaner, Blue Def, Air Freshener 3973-896373 154.88	
	Lectra Motive Cleaner, Wash, Vacuum Tubing 3973-894831 139.34	
	NAPA GENUINE PARTS COMPANY \$ 611.49	
ACH	GENESIS CONSTRUCTION	
	PA17006.02-2/18 Pay Est 1 PE 1-PA17006. 139,589.20	
	GENESIS CONSTRUCTION \$ 139,589.20	
ACH	MCMASTER-CARR SUPPLY CO	
	Freestanding Floodlight 58401380 128.55	
	Heavy Duty Bench Grinder 58718907 1,135.67	
	MCMASTER-CARR SUPPLY CO \$ 1,264.22	
ACH	AGRICULTURAL RESOURCES	
	4/18 Wtr Quality Consult 4/18 WTR QLTY 3,500.00	
	AGRICULTURAL RESOURCES \$ 3,500.00	
ACH	SCHNEIDER ELECTRIC SYSTEMS INC	
	RP5 Windows Security Update (Foxboro) 93707642 1,641.60	
	SCHNEIDER ELECTRIC SYSTEMS INCS 1,641.60	
ACH	KEMP BROS CONSTRUCTION INC	
	EN15008-2/18 Pay Est 18 PE 18-EN15008 937,957.22	
	KEMP BROS CONSTRUCTION INC \$ 937,957.22	
ACH	JC LAW FIRM	
	1/18 SAWPA General 00411 1,950.00	
	1/18 General Legal 00405 47,040.00	
	2/18 General Legal 00421 37,120.00	
	2/18 IEUA vs Spicer-EN17018 00428 6,575.00	
	1/18 Regional Contract 00427 660.00	
	1/18 Watermaster 00402 8,120.00	
	1/18 IEUA vs Spicer-EN17018 00414 5,247.00	
	1/18 Santa Ana River 00410 150.00	
	1/18 RCA Legal 00404 285.00	
	2/18 Watermaster 00419 8,320.00	
	2/18 RCA Legal 00420 1,020.00	
	2/18 Santa Ana River 00425 75.00	
	1/18 IEUA vs Mwembu 00403 60.00	
	JC LAW FIRM \$ 116,622.00	
ACH	AMAZON BUSINESS	
	CAT5 Extender with Cable 1TNF-K49P-GR1 331.87	
	AMAZON BUSINESS \$ 331.87	
ACH	CDM CONSTRUCTORS INC	
	EN13016.04-2/18 Pay Est 5 PE 5-EN13016. 295,729.39	
	EN13016.03-2/18 Pay Est 2 PE 2-EN13016. 120,028.41	
	CDM CONSTRUCTORS INC \$ 415,757.80	

Check Payee / Description	Amount
---------------------------	--------

ACH	PREFERRED BENEFIT INSURANCE		17,489.40
	3/18 Agency Dental Plan	EIA23794	

	-	17,489.40
PREFERRED BENEFIT INSURANCE	\$	

ACH	DISCOVERY BENEFITS INC		194.75
	February 2018 Admin Fees	0000852925-IN	

	-	194.75
DISCOVERY BENEFITS INC	\$	

ACH	Inland Empire Reg. Composting		248.47
	1/18 L&B Expenses	SAP0118-IEUAL	

	-	248.47
Inland Empire Reg. Composting	\$	

ACH	OLIN CORP		
	CCWRP-3,018 Gals Sodium Hypochlorite	2458698	1,780.62
	TP1-4,898 Gals Sodium Hypochlorite	2463831	2,889.82
	TP1-4,514 Gals Sodium Hypochlorite	2464307	2,663.26
	RP4-1,972 Gals Sodium Hypochlorite	2465382	1,163.48
	TP1-4,766 Gals Sodium Hypochlorite	2465383	2,811.94
	RP4-1,996 Gals Sodium Hypochlorite	2465384	1,177.64
	CCWRP-3,004 Gals Sodium Hypochlorite	2464893	1,772.36
	TP1-4,908 Gals Sodium Hypochlorite	2465385	2,895.72
	RP5-4,952 Gals Sodium Hypochlorite	2465386	2,921.68
	RP4-2,004 Gals Sodium Hypochlorite	2461355	1,182.36
	TP1-4,614 Gals Sodium Hypochlorite	2461354	2,722.26
	TP1-4,908 Gals Sodium Hypochlorite	2460968	2,895.72
	RP4-2,001 Gals Sodium Hypochlorite	2460967	1,180.59
	CCWRP-3,012 Gals Sodium Hypochlorite	2460695	1,777.08
	TP1-4,990 Gals Sodium Hypochlorite	2460696	2,944.10
	RP1-4,904 Gals Sodium Hypochlorite	2465994	2,893.36
	RP4-2,004 Gals Sodium Hypochlorite	2465995	1,182.36
	TP1-4,934 Gals Sodium Hypochlorite	2466577	2,911.06
	RP4-1,996 Gals Sodium Hypochlorite	2460049	1,177.64
	RP5-4,960 Gals Sodium Hypochlorite	2459347	2,926.40
	TP1-4,938 Gals Sodium Hypochlorite	2459346	2,913.42
	CCWRP-4,902 Gals Sodium Hypochlorite	2466578	2,892.18
	RP4-1,986 Gals Sodium Hypochlorite	2458699	1,171.74
	RP4-2,008 Gals Sodium Hypochlorite	2466960	1,184.72
	TP1-4,706 Gals Sodium Hypochlorite	2466961	2,776.54
	TP1-4,958 Gals Sodium Hypochlorite	2467418	2,925.22
	RP4-2,006 Gals Sodium Hypochlorite	2467419	1,183.54
	CCWRP-3,010 Gals Sodium Hypochlorite	2468117	1,775.90
	TP1-4,982 Gals Sodium Hypochlorite	2468660	2,939.38
	RP5-4,868 Gals Sodium Hypochlorite	2468661	2,872.12
	TP1-4,952 Gals Sodium Hypochlorite	2469951	2,921.68
	RP4-2,006 Gals Sodium Hypochlorite	2469953	1,183.54
	TP1-4,736 Gals Sodium Hypochlorite	2469954	2,794.24
	CCWRP-3,004 Gals Sodium Hypochlorite	2469952	1,772.36
	RP5-4,602 Gals Sodium Hypochlorite	2469955	2,715.18
	TP1-4,936 Gals Sodium Hypochlorite	2470332	2,912.24
	RP4-1,992 Gals Sodium Hypochlorite	2470490	1,175.28
	TP1-4,918 Gals Sodium Hypochlorite	2470491	2,901.62
	TP1-4,826 Gals Sodium Hypochlorite	2470837	2,847.34
	RP5-4,902 Gals Sodium Hypochlorite	2461356	2,892.18
	CCWRP-3,004 Gals Sodium Hypochlorite	2461850	1,772.36
	RP4-1,998 Gals Sodium Hypochlorite	2462460	1,178.82

Check	Payee / Description	Amount
	TP1-4,914 Gals Sodium Hypochlorite 2462461 2,899.26	
	RP5-4,978 Gals Sodium Hypochlorite 2462462 2,937.02	
	CCWRP-4,568 Gals Sodium Hypochlorite 2463476 2,695.12	
	OLIN CORP \$ 102,102.45	
ACH	ESTRADA, JIMMIE J Reim Monthly Health Prem HEALTH PREM 499.68	
	ESTRADA, JIMMIE J \$ 499.68	
ACH	LICHTI, ALICE Reim Monthly Health Prem HEALTH PREM 183.34	
	LICHTI, ALICE \$ 183.34	
ACH	MORASSE, EDNA Reim Monthly Health Prem HEALTH PREM 183.34	
	MORASSE, EDNA \$ 183.34	
ACH	NOWAK, THEO T Reim Monthly Health Prem HEALTH PREM 499.68	
	NOWAK, THEO T \$ 499.68	
ACH	SONNENBURG, ILSE Reim Monthly Health Prem HEALTH PREM 183.34	
	SONNENBURG, ILSE \$ 183.34	
ACH	DYKSTRA, BETTY Reim Monthly Health Prem HEALTH PREM 183.34	
	DYKSTRA, BETTY \$ 183.34	
ACH	TORRES, ROBERT G Reim Monthly Health Prem HEALTH PREM 183.34	
	TORRES, ROBERT G \$ 183.34	
ACH	MUELLER, CAROLYN Reim Monthly Health Prem HEALTH PREM 183.34	
	MUELLER, CAROLYN \$ 183.34	
ACH	GRIFFIN, GEORGE Reim Monthly Health Prem HEALTH PREM 183.34	
	GRIFFIN, GEORGE \$ 183.34	
ACH	CANADA, ANGELA Reim Monthly Health Prem HEALTH PREM 183.34	
	CANADA, ANGELA \$ 183.34	
ACH	CUPERSMITH, LEIZAR Reim Monthly Health Prem HEALTH PREM 183.34	

Check	Payee / Description	Amount
	CUPERSMITH, LEIZAR \$	183.34
ACH	DELGADO-ORAMAS JR, JOSE Reim Monthly Health Prem HEALTH PREM	316.34
	DELGADO-ORAMAS JR, JOSE \$	316.34
ACH	GRANGER, BRANDON Reim Monthly Health Prem HEALTH PREM	158.17
	GRANGER, BRANDON \$	158.17
ACH	GADDY, CHARLES L Reim Monthly Health Prem HEALTH PREM	158.17
	GADDY, CHARLES L \$	158.17
ACH	BAKER, CHRIS Reim Monthly Health Prem HEALTH PREM	25.17
	BAKER, CHRIS \$	25.17
ACH	WEBB, DANNY C Reim Monthly Health Prem HEALTH PREM	133.00
	WEBB, DANNY C \$	133.00
ACH	HUMPHREYS, DEBORAH E Reim Monthly Health Prem HEALTH PREM	158.17
	HUMPHREYS, DEBORAH E \$	158.17
ACH	MOUAT, FREDERICK W Reim Monthly Health Prem HEALTH PREM	158.17
	MOUAT, FREDERICK W \$	158.17
ACH	MORGAN, GARTH W Reim Monthly Health Prem HEALTH PREM	133.00
	MORGAN, GARTH W \$	133.00
ACH	ALLINGHAM, JACK Reim Monthly Health Prem HEALTH PREM	25.17
	ALLINGHAM, JACK \$	25.17
ACH	MAZUR, JOHN Reim Monthly Health Prem HEALTH PREM	491.57
	MAZUR, JOHN \$	491.57
ACH	RUDDER, LARRY Reim Monthly Health Prem HEALTH PREM	25.17
	RUDDER, LARRY \$	25.17
ACH	HAMILTON, MARIA Reim Monthly Health Prem HEALTH PREM	133.00

Check		Payee / Description	Amount
		HAMILTON, MARIA	\$ 133.00
ACH	PICENO, TONY	Reim Monthly Health Prem	HEALTH PREM 183.34
	PICENO, TONY		\$ 183.34
ACH	RAMOS, CAROL	Reim Monthly Health Prem	HEALTH PREM 25.17
	RAMOS, CAROL		\$ 25.17
ACH	FISHER, JAY	Reim Monthly Health Prem	HEALTH PREM 133.00
	FISHER, JAY		\$ 133.00
ACH	KING, PATRICK	Reim Monthly Health Prem	HEALTH PREM 25.17
	KING, PATRICK		\$ 25.17
ACH	HOWARD, ROBERT JAMES	Reim Monthly Health Prem	HEALTH PREM 25.17
	HOWARD, ROBERT JAMES		\$ 25.17
ACH	DIETZ, JUDY	Reim Monthly Health Prem	HEALTH PREM 133.00
	DIETZ, JUDY		\$ 133.00
ACH	DAVIS, GEORGE	Reim Monthly Health Prem	HEALTH PREM 25.17
	DAVIS, GEORGE		\$ 25.17
ACH	MONZAVI, TAGHI	Reim Monthly Health Prem	HEALTH PREM 25.17
	MONZAVI, TAGHI		\$ 25.17
ACH	PETERSEN, KENNETH	Reim Monthly Health Prem	HEALTH PREM 183.34
	PETERSEN, KENNETH		\$ 183.34
ACH	TRAUTERMAN, HELEN	Reim Monthly Health Prem	HEALTH PREM 183.34
	TRAUTERMAN, HELEN		\$ 183.34
ACH	TIEGS, KATHLEEN	Reim Monthly Health Prem	HEALTH PREM 959.04
	TIEGS, KATHLEEN		\$ 959.04
ACH	DIGGS, GEORGE		

Check	Payee / Description	Amount
	Reim Monthly Health Prem HEALTH PREM	499.68
	DIGGS, GEORGE \$	499.68
ACH	HAYES, KENNETH Reim Monthly Health Prem HEALTH PREM	499.68
	HAYES, KENNETH \$	499.68
ACH	HUNTON, STEVE Reim Monthly Health Prem HEALTH PREM	158.17
	HUNTON, STEVE \$	158.17
ACH	RODRIGUEZ, LOUIS Reim Monthly Health Prem HEALTH PREM	158.17
	RODRIGUEZ, LOUIS \$	158.17
ACH	VARBEL, VAN Reim Monthly Health Prem HEALTH PREM	642.70
	VARBEL, VAN \$	642.70
ACH	CLIFTON, NEIL Reim Monthly Health Prem HEALTH PREM	509.70
	CLIFTON, NEIL \$	509.70
ACH	DELGADO, FRANCOIS Reim Monthly Health Prem HEALTH PREM	133.00
	DELGADO, FRANCOIS \$	133.00
ACH	WELLMAN, JOHN THOMAS Reim Monthly Health Prem HEALTH PREM	642.70
	WELLMAN, JOHN THOMAS \$	642.70
ACH	SPEARS, SUSAN Reim Monthly Health Prem HEALTH PREM	25.17
	SPEARS, SUSAN \$	25.17
ACH	TROXEL, WYATT Reim Monthly Health Prem HEALTH PREM	183.34
	TROXEL, WYATT \$	183.34
ACH	CORLEY, WILLIAM Reim Monthly Health Prem HEALTH PREM	491.57
	CORLEY, WILLIAM \$	491.57
ACH	CALLAHAN, CHARLES Reim Monthly Health Prem HEALTH PREM	1,036.59
	CALLAHAN, CHARLES \$	1,036.59

Check Payee / Description		Amount
ACH	LESNIAKOWSKI, NORBERT Reim Monthly Health Prem	HEALTH PREM 183.34
	LESNIAKOWSKI, NORBERT	\$ 183.34
ACH	VER STEEG, ALLEN J Reim Monthly Health Prem	HEALTH PREM 478.53
	VER STEEG, ALLEN J	\$ 478.53
ACH	HACKNEY, GARY Reim Monthly Health Prem	HEALTH PREM 479.52
	HACKNEY, GARY	\$ 479.52
ACH	CAREL, LARRY Reim Monthly Health Prem	HEALTH PREM 25.17
	CAREL, LARRY	\$ 25.17
ACH	TOL, HAROLD Reim Monthly Health Prem	HEALTH PREM 183.34
	TOL, HAROLD	\$ 183.34
ACH	BANKSTON, GARY Reim Monthly Health Prem	HEALTH PREM 533.80
	BANKSTON, GARY	\$ 533.80
ACH	ATWATER, RICHARD Reim Monthly Health Prem	HEALTH PREM 133.00
	ATWATER, RICHARD	\$ 133.00
ACH	FIESTA, PATRICIA Reim Monthly Health Prem	HEALTH PREM 491.57
	FIESTA, PATRICIA	\$ 491.57
ACH	DIGGS, JANET Reim Monthly Health Prem	HEALTH PREM 632.68
	DIGGS, JANET	\$ 632.68
ACH	CARAZA, TERESA Reim Monthly Health Prem	HEALTH PREM 188.35
	CARAZA, TERESA	\$ 188.35
ACH	ANDERSON, JOHN Reim Monthly Health Prem	HEALTH PREM 499.68
	ANDERSON, JOHN	\$ 499.68
ACH	SANTA CRUZ, JACQUELYN Reim Monthly Health Prem	HEALTH PREM 866.84
	SANTA CRUZ, JACQUELYN	\$ 866.84

Check	Payee / Description	Amount
ACH	HECK, ROSELYN Reim Monthly Health Prem	HEALTH PREM 25.17
	HECK, ROSELYN	\$ 25.17
ACH	SOPICKI, LEO Reim Monthly Health Prem	HEALTH PREM 316.34
	SOPICKI, LEO	\$ 316.34
ACH	GOSE, ROSEMARY Reim Monthly Health Prem	HEALTH PREM 133.00
	GOSE, ROSEMARY	\$ 133.00
ACH	KEHL, BARRETT Reim Monthly Health Prem	HEALTH PREM 133.00
	KEHL, BARRETT	\$ 133.00
ACH	RITCHIE, JANN Reim Monthly Health Prem	HEALTH PREM 133.00
	RITCHIE, JANN	\$ 133.00
ACH	LONG, ROCKWELL DEE Reim Monthly Health Prem	HEALTH PREM 509.70
	LONG, ROCKWELL DEE	\$ 509.70
ACH	FATTAHI, MIR Reim Monthly Health Prem	HEALTH PREM 133.00
	FATTAHI, MIR	\$ 133.00
ACH	VERGARA, FLORENTINO Reim Monthly Health Prem	HEALTH PREM 316.34
	VERGARA, FLORENTINO	\$ 316.34
ACH	ROGERS, SHIRLEY Reim Monthly Health Prem	HEALTH PREM 183.34
	ROGERS, SHIRLEY	\$ 183.34
ACH	WALL, DAVID Reim Monthly Health Prem	HEALTH PREM 321.35
	WALL, DAVID	\$ 321.35
ACH	CHUNG, MICHAEL Reim Monthly Health Prem	HEALTH PREM 158.17
	CHUNG, MICHAEL	\$ 158.17
ACH	ADAMS, PAMELA Reim Monthly Health Prem	HEALTH PREM 183.34

Check	Payee / Description	Amount
	ADAMS, PAMELA \$	183.34
ACH	BLASINGAME, MARY Reim Monthly Health Prem HEALTH PREM	509.70
	BLASINGAME, MARY \$	509.70
ACH	ANDERSON, KENNETH Reim Monthly Health Prem HEALTH PREM	158.17
	ANDERSON, KENNETH \$	158.17
ACH	MOE, JAMES Reim Monthly Health Prem HEALTH PREM	25.17
	MOE, JAMES \$	25.17
ACH	POLACEK, KEVIN Reim Monthly Health Prem HEALTH PREM	835.51
	POLACEK, KEVIN \$	835.51
ACH	ELROD, SONDR Reim Monthly Health Prem HEALTH PREM	321.35
	ELROD, SONDR \$	321.35
ACH	FRAZIER, JACK Reim Monthly Health Prem HEALTH PREM	200.40
	FRAZIER, JACK \$	200.40
ACH	HOAK, JAMES Reim Monthly Health Prem HEALTH PREM	133.00
	HOAK, JAMES \$	133.00
ACH	DEZHAM, PARIVASH Reim Monthly Health Prem HEALTH PREM	200.40
	DEZHAM, PARIVASH \$	200.40
ACH	FOLEY III, DANIEL J. Reim Monthly Health Prem HEALTH PREM	188.35
	FOLEY III, DANIEL J. \$	188.35
ACH	CLEVELAND, JAMES Reim Monthly Health Prem HEALTH PREM	133.00
	CLEVELAND, JAMES \$	133.00
ACH	LANGNER, CAMERON Reim Monthly Health Prem HEALTH PREM	666.86
	LANGNER, CAMERON \$	666.86
ACH	HAMILTON, LEANNE Reim Monthly Health Prem HEALTH PREM	188.35

Check	Payee / Description	Amount
	HAMILTON, LEANNE \$	188.35
ACH	HOOSHMAND, RAY Reim Monthly Health Prem HEALTH PREM	133.00
	HOOSHMAND, RAY \$	133.00
ACH	SCHLAPKOHL, JACK Reim Monthly Health Prem HEALTH PREM	133.00
	SCHLAPKOHL, JACK \$	133.00
ACH	POOLE, PHILLIP Reim Monthly Health Prem HEALTH PREM	188.35
	POOLE, PHILLIP \$	188.35
ACH	ADAMS, BARBARA Reim Monthly Health Prem HEALTH PREM	158.17
	ADAMS, BARBARA \$	158.17
ACH	RUESCH, GENECE Reim Monthly Health Prem HEALTH PREM	539.33
	RUESCH, GENECE \$	539.33
ACH	VANDERPOOL, LARRY Reim Monthly Health Prem HEALTH PREM	533.80
	VANDERPOOL, LARRY \$	533.80
ACH	AMBROSE, JEFFREY Reim Monthly Health Prem HEALTH PREM	642.70
	AMBROSE, JEFFREY \$	642.70
ACH	MERRILL, DIANE Reim Monthly Health Prem HEALTH PREM	478.53
	MERRILL, DIANE \$	478.53
ACH	HOUSER, ROD Reim Monthly Health Prem HEALTH PREM	636.70
	HOUSER, ROD \$	636.70
ACH	RUSSO, VICKI Reim Monthly Health Prem HEALTH PREM	188.35
	RUSSO, VICKI \$	188.35
ACH	HUSS, KERRY Reim Monthly Health Prem HEALTH PREM	509.70
	HUSS, KERRY \$	509.70
ACH	BINGHAM, GREGG	

Check	Payee / Description	Amount
	Reim Monthly Health Prem HEALTH PREM	702.51
	BINGHAM, GREGG \$	702.51
ACH	CHARLES, DAVID Reim Monthly Health Prem HEALTH PREM	133.00
	CHARLES, DAVID \$	133.00
ACH	YEBOAH, ERNEST Reim Monthly Health Prem HEALTH PREM	133.00
	YEBOAH, ERNEST \$	133.00
ACH	ALVARADO, ROSEMARY Reim Monthly Health Prem HEALTH PREM	346.52
	ALVARADO, ROSEMARY \$	346.52
ACH	BARELA, GEORGE Reim Monthly Health Prem HEALTH PREM	133.00
	BARELA, GEORGE \$	133.00
ACH	FETZER, ROBERT Reim Monthly Health Prem HEALTH PREM	835.51
	FETZER, ROBERT \$	835.51
ACH	SPAETH, ERIC Reim Monthly Health Prem HEALTH PREM	188.35
	SPAETH, ERIC \$	188.35
ACH	DAVIS, MARTHA Reim Monthly Health Prem HEALTH PREM	188.35
	DAVIS, MARTHA \$	188.35
ACH	BRULE, CHRISTOPHER Reim Monthly Health Prem HEALTH PREM	188.35
	BRULE, CHRISTOPHER \$	188.35
ACH	ROOS, JAMES Reim Monthly Health Prem HEALTH PREM	509.70
	ROOS, JAMES \$	509.70
ACH	MULLANEY, JOHN Reim Monthly Health Prem HEALTH PREM	321.35
	MULLANEY, JOHN \$	321.35
ACH	VALENZUELA, DANIEL Reim Monthly Health Prem HEALTH PREM	509.70
	VALENZUELA, DANIEL \$	509.70

Check	Payee / Description	Amount
ACH	PACE, BRIAN Reim Monthly Health Prem	HEALTH PREM 509.70
	PACE, BRIAN	\$ 509.70
ACH	KING, JOSEPH Reim Monthly Health Prem	HEALTH PREM 133.00
	KING, JOSEPH	\$ 133.00
ACH	VILLALOBOS, HECTOR Reim Monthly Health Prem	HEALTH PREM 188.35
	VILLALOBOS, HECTOR	\$ 188.35
ACH	BAXTER, KATHLEEN Reim Monthly Health Prem	HEALTH PREM 321.35
	BAXTER, KATHLEEN	\$ 321.35
ACH	PENMAN, DAVID Reim Monthly Health Prem	HEALTH PREM 509.70
	PENMAN, DAVID	\$ 509.70
ACH	ANGIER, RICHARD Reim Monthly Health Prem	HEALTH PREM 509.70
	ANGIER, RICHARD	\$ 509.70
ACH	MERRILL, DEBORAH Reim Monthly Health Prem	HEALTH PREM 358.57
	MERRILL, DEBORAH	\$ 358.57
ACH	O'DEA, KRISTINE Reim Monthly Health Prem	HEALTH PREM 158.17
	O'DEA, KRISTINE	\$ 158.17
ACH	OAKDEN, LISA Reim Monthly Health Prem	HEALTH PREM 866.84
	OAKDEN, LISA	\$ 866.84
ACH	LAUGHLIN, JOHN Reim Monthly Health Prem	HEALTH PREM 133.00
	LAUGHLIN, JOHN	\$ 133.00
ACH	HUGHBANKS, ROGER Reim Monthly Health Prem	HEALTH PREM 188.35
	HUGHBANKS, ROGER	\$ 188.35
ACH	SPENDLOVE, DANNY Reim Monthly Health Prem	HEALTH PREM 158.17
	SPENDLOVE, DANNY	\$ 158.17

Check	Payee / Description	Amount
ACH	HOULIHAN, JESSE Reim Monthly Health Prem	HEALTH PREM 188.35
	HOULIHAN, JESSE	\$ 188.35
ACH	WARMAN, EVELYN Reim Monthly Health Prem	HEALTH PREM 50.34
	WARMAN, EVELYN	\$ 50.34
ACH	HERNANDEZ, DELIA Reim Monthly Health Prem	HEALTH PREM 443.03
	HERNANDEZ, DELIA	\$ 443.03
ACH	OSBORN, RICHARD Reim Monthly Health Prem	HEALTH PREM 188.35
	OSBORN, RICHARD	\$ 188.35
ACH	ICMA RETIREMENT TRUST 457 P/R 7 3/30/18 Deferred Comp Ded	HR 0066600 19,001.68
	ICMA RETIREMENT TRUST 457	\$ 19,001.68
ACH	LINCOLN NATIONAL LIFE INS CO P/R 7 3/30/18 Deferred Comp Ded	HR 0066600 18,143.43
	LINCOLN NATIONAL LIFE INS CO	\$ 18,143.43
ACH	ICMA RETIREMENT TRUST 401 P/R 7 3/30/18 Exec Deferred Comp	HR 0066600 6,954.98
	ICMA RETIREMENT TRUST 401	\$ 6,954.98
ACH	AQUA BEN CORPORATION DAFT-11,500 Lbs Hydrofloc 748E	39662 10,408.65
	RP1-29,900 Lbs Hydrofloc 750A	39663 41,131.76
	AQUA BEN CORPORATION	\$ 51,540.41
ACH	PACIFIC PARTS & CONTROLS VFD Repair Eaton Services	I417877 2,693.75
	Dual Power Supply Bucket	I419011 5,096.58
	PACIFIC PARTS & CONTROLS	\$ 7,790.33
ACH	MCMASTER-CARR SUPPLY CO Pressure Regulating Valves, Gauges, Fittin	58905814 1,126.00
	2 Compression Springs	58718906 30.57
	Cable, SS Sheet, Anchors, SS Tees, Enclosure	59065513 970.16
	MCMASTER-CARR SUPPLY CO	\$ 2,126.73
ACH	INLAND EMPIRE REGIONAL 2/18 Biosolids	90021810 290,410.40
	INLAND EMPIRE REGIONAL	\$ 290,410.40

Check	Payee / Description	Amount
ACH	KVAC ENVIRONMENTAL SERVICES IN RP4-2/12 Large Vac Pump/Transport Lqd Ws KS1802207	2,152.50
	KVAC ENVIRONMENTAL SERVICES IN\$	2,152.50
ACH	OVIVO USA LLC Skimming Device Assys 8473111	5,115.46
	OVIVO USA LLC \$	5,115.46
ACH	ARCADIS U.S., INC. WR18028-1/2018 Professional Services 0894792	50,662.51
	ARCADIS U.S., INC. \$	50,662.51
ACH	U S BANK - PAYMENT PLUS	
	100150 HARRINGTON INDUSTRIAL PLASTICS LL 2200089333	4,354.02
	104896 WESTERN WATER WORKS SUPPLY CO 2200089334	1,173.64
	105213 BAVCO 2200089335	9.55
	100150 HARRINGTON INDUSTRIAL PLASTICS LL 2200089194	1,859.03
	100319 MISSION REPROGRAPHICS 2200089195	453.41
	104896 WESTERN WATER WORKS SUPPLY CO 2200089469	2,892.55
	101945 FLORENCE FILTER CORP 2200089468	435.27
	100150 HARRINGTON INDUSTRIAL PLASTICS LL 2200089467	2,693.33
	101945 FLORENCE FILTER CORP 2200088879	435.27
	107780 SUPERIOR ELECTRIC MOTOR SERVICE I 2200089354	8,116.79
	107432 PMC ENGINEERING LLC 2200089353	710.32
	105570 SKALAR INC 2200089196	467.64
	107443 COMMUNICATIONS USA INC. 2200089197	2,657.02
	107443 COMMUNICATIONS USA INC. 2200089336	1,715.93
	107889 ALS ENVIRONMENTAL 2200089198	3,400.00
	107780 SUPERIOR ELECTRIC MOTOR SERVICE I 2200089604	300.00
	100319 MISSION REPROGRAPHICS 2200088877	244.50
	U S BANK - PAYMENT PLUS \$	31,918.27
ACH	CHEMTRADE CHEMICALS US LLC RP1-10.690 Tons Aluminim Sulfate 92319475	3,474.25
	CHEMTRADE CHEMICALS US LLC \$	3,474.25
ACH	AMAZON BUSINESS	
	4 A Trash Pump Adapter 1X4X-X616-Q1H	75.24
	2 Varidesk, 3 Floor Mats 1WFG-XVJJ-KDF	1,260.67
	2 Crayola Art Cases, 35 Bean Bag Sets 1FCF-NNKY-LFL	499.30
	AMAZON BUSINESS \$	1,835.21
ACH	AMERICAN OFFICE PROFESSIONALS Konica BIZHUB 420 Service 1564	159.95
	AMERICAN OFFICE PROFESSIONALS \$	159.95
ACH	SHELL ENERGY NORTH AMERICA LP	
	RP2/RP5-2/1-2/28 16400 El Prado Rd 11/1- 2044 2/18	7,469.32
	RP1-2/1-2/28 2450 Phila St 11/1-11/30 Ad 2042 2/18	105,012.34
	CCWRP/TP/RWP-2/1-2/28 14950 Tlphn 11/1-1 2046 2/18	45,405.20

Check	Payee / Description	Amount
	SHELL ENERGY NORTH AMERICA LP \$	157,886.86
ACH	FOUNDATION HA ENERGY GENERATIO RP4/RWPS-2/1-2/28 12811 6th St-Wind Powe 2275	4,416.59
	FOUNDATION HA ENERGY GENERATIO\$	4,416.59
ACH	DISCOVERY BENEFITS INC P/R 7 3/30/18 Cafeteria Plan HR 0066600	53.41
	DISCOVERY BENEFITS INC \$	53.41
ACH	UNIVAR USA INC RP5-12,027 Lbs Sodium Bisulfite LA617789	2,597.10
	TP1-12,580 Lbs Sodium Bisulfite LA617054	2,716.43
	UNIVAR USA INC \$	5,313.53
ACH	WESTERN MUNICIPAL WATER DISTRI WR16011-1/1/18-1/31/18 1,425 Sprinkler N IEUA-1521	4,987.50
	WESTERN MUNICIPAL WATER DISTRI\$	4,987.50
ACH	PALM AUTO DETAIL INC 2/18 Carwash Svcs f/Agency Fleet Vehicle 21899-4	2,149.20
	PALM AUTO DETAIL INC \$	2,149.20
ACH	PARSONS WATER & INFRASTRUCTURE EN19001/EN19006-1/6-2/2 Prof Svcs 1802B189	639,889.99
	PARSONS WATER & INFRASTRUCTURES\$	639,889.99

Grand Total Payment Amount: \$ 3,906,049.39

Attachment 2D

Vendor Wires
(excludes Payroll)

Check	Payee / Description	Amount
Wire	PUBLIC EMPLOYEE'S RETIREMENT S P/R 6 3/16 Deferred Comp Ded HR 0066500	21,801.56
	PUBLIC EMPLOYEE'S RETIREMENT S\$	21,801.56
Wire	EMPLOYMENT DEVELOPMENT DEPARTM P/R 6 3/16 Taxes HR 0066500	49,988.14
	P/R 6 3/16 Taxes HR 0066500	11,232.18
	EMPLOYMENT DEVELOPMENT DEPARTM\$	61,220.32
Wire	INTERNAL REVENUE SERVICE P/R 6 3/16 Taxes HR 0066500	283,632.28
	INTERNAL REVENUE SERVICE \$	283,632.28
Wire	STATE DISBURSEMENT UNIT P/R 6 3/16 HR 0066500	1,145.06
	P/R 6 3/16 HR 0066500	198.00
	STATE DISBURSEMENT UNIT \$	1,343.06
Wire	PUBLIC EMPLOYEE'S RETIREMENT S P/R 5 3/2 Deferred Comp Ded HR 0066300	21,905.24
	PUBLIC EMPLOYEE'S RETIREMENT S\$	21,905.24
Wire	STATE DISBURSEMENT UNIT P/R 5 3/2 HR 0066300	198.00
	P/R 5 3/2 HR 0066300	1,145.06
	STATE DISBURSEMENT UNIT \$	1,343.06
Wire	EMPLOYMENT DEVELOPMENT DEPARTM P/R 5 3/2 Taxes HR 0066300	11,819.54
	P/R 5 3/2 Taxes HR 0066300	54,906.61
	EMPLOYMENT DEVELOPMENT DEPARTM\$	66,726.15
Wire	INTERNAL REVENUE SERVICE P/R 5 3/2 Taxes HR 0066300	302,028.70
	INTERNAL REVENUE SERVICE \$	302,028.70
Wire	PUBLIC EMPLOYEES' RETIREMENT S 3/18 Health Ins-Board 15206431 3/18	5,574.10
	3/18 Health Ins-Retirees, Employees 15206430 3/18	261,622.38
	PUBLIC EMPLOYEES' RETIREMENT S\$	267,196.48
Wire	PUBLIC EMPLOYEES RETIREMENT SY P/R 5 3/2 PERS Adj P/R 5 3/2 ADJ	8.91-
	P/R 5 3/2 PERS HR 0066300	168,832.99
	PUBLIC EMPLOYEES RETIREMENT SY\$	168,824.08
Wire	EMPLOYMENT DEVELOPMENT DEPARTM P/R DIR 3 3/9 Taxes HR 0066400	409.73

Check	Payee / Description	Amount
	EMPLOYMENT DEVELOPMENT DEPARTMS	409.73
Wire	INTERNAL REVENUE SERVICE P/R DIR 3 3/9 Taxes	2,620.86
	INTERNAL REVENUE SERVICE	2,620.86
Wire	STATE BOARD OF EQUALIZATION 2/18 Sales Tax Deposit	6,756.00
	STATE BOARD OF EQUALIZATION	6,756.00
Wire	PUBLIC EMPLOYEES RETIREMENT SY P/R 6 3/16 PERS Adjustment	18.42
	P/R 6 3/16 PERS	165,773.99
	PUBLIC EMPLOYEES RETIREMENT SY\$	165,792.41
Wire	PUBLIC EMPLOYEE'S RETIREMENT S P/R 7 3/30/18 Deferred Comp Ded	21,762.21
	PUBLIC EMPLOYEE'S RETIREMENT S\$	21,762.21
Wire	METROPOLITAN WATER DISTRICT January 2018 Water Purchase	2,873,385.76
	METROPOLITAN WATER DISTRICT	2,873,385.76
Wire	SUMITOMO MITSUI BANKING CORP 08B 1/1/18-3/31/18 LOC Fees	41,833.97
	SUMITOMO MITSUI BANKING CORP	41,833.97

Grand Total Payment Amount: \$ 4,308,581.87

Attachment 2E

Payroll-Net Pay-Directors

INLAND EMPIRE UTILITIES AGENCY

Ratification of Board of Directors

Payroll for March 9, 2018
Presented at Board Meeting on May 16, 2018

DIRECTOR NAME	GROSS PAYROLL	NET PAYROLL
Jasmin Hall	\$3,167.03	\$1,995.50
Katherine Parker	\$3,500.68	\$1,687.70
Michael Camacho	\$4,328.85	\$1,579.66
Steven J. Elie	\$4,409.53	\$1,565.45
Paul Hofer	\$0.00	\$0.00
TOTALS	\$15,406.09	\$6,828.31

	Count	Amount
TOTAL EFTS PROCESSED	3	\$5,248.65
TOTAL CHECKS PROCESSED	1	\$1,579.66
CHECK NUMBERS USED	110158 - 110158	

IEUA DIRECTOR PAYSHEET

MICHAEL CAMACHO

EMPLOYEE NO. 1140

ACCOUNT NO. 10200 110100 100000 501010

FEBRUARY 2018

DATE	TYPE OF MEETING	ATTENDANCE	TOTAL COMPENSATION
02-02-18	Assemblymember Eloise Gomez Reyes' Rosa Park Statue Unveiling	Yes	\$247.50
02-07-18	IEUA Board Workshop	Yes	\$247.50
02-14-18	Community and Leg. Affairs Committee meeting	Yes	\$247.50
02-14-18	Engineering, Ops. & Water Resources Committee meeting	Yes (same day)	\$-0-
02-21-18	IEUA Board Meeting	Yes	\$247.50
02-21-18	IEUA Employee Service Award	Yes (same day)	\$-0-
02-22-18	City of Rancho Cucamonga Mayor's State of the City Address	Yes	\$247.50
TOTAL REIMBURSEMENT Up to 10 days of service per month per Ordinance No. 105, including MWD meetings at \$247.50 (eff. 07/01/17). IEUA pays both primary and alternate for attendance.			\$1,237.50
Total No. of Meetings Attended			7
Total No. of Meetings Paid			5

DIRECTOR
SIGNATURE

Approved by:

April Woodley
for Director Camacho
Steven J. Elie
for
Steven J. Elie
President, Board of Directors

DIRECTOR PAYSHEET FOR IEUA REPRESENTATIVE

ON MWD BOARD

MICHAEL CAMACHO
EMPLOYEE NO. 1140
ACCOUNT NO. 10700 110115 110000 511010

FEBRUARY 2018

DATE	TYPE OF MEETING	ATTENDANCE	TOTAL COMPENSATION
02-01-18	MWD mtg. w/ MWD Legal Counsel Marcia Scully	Yes	\$247.50
02-08-18	Southern Coalition/Inland Caucus Meeting	Yes	\$247.50
02-12-18	MWD Standing Committee	Yes	\$247.50
02-13-18	MWD Standing Committee Meetings and Board Meeting	Yes	\$247.50
02-27-18	MWD Other Committee Meetings	Yes	\$247.50
TOTAL REIMBURSEMENT Up to 10 days of service per month per Ordinance No. 105, including MWD meetings at \$247.50 (eff. 7/01/17).			\$1,237.50
Total No. of Meetings Attended			5
Total No. of Meetings Paid			5

DIRECTOR
SIGNATURE

Approved by:


Steven J. Elie
President, Board of Directors

**DIRECTOR PAYSHEET FOR IEUA REPRESENTATIVE
ON REGIONAL POLICY COMMITTEE (ALTERNATE)**

MICHAEL CAMACHO
EMPLOYEE NO. 1140
ACCOUNT NO. 10900 110100 500000 501215

FEBRUARY 2018

DATE	TYPE OF MEETING	ATTENDANCE	TOTAL COMPENSATION
02-01-18	Jt. Regional Policy and Technical Committee Meeting.	No	\$-0-
TOTAL REIMBURSEMENT (Up to 10 days of service per month per Ordinance No. 105, including MWD meetings at \$247.50 (eff. 07/01/17.) IEUA pays Regional Policy Committee members (total amount of \$247.50. should reflect on timesheet))			\$-0-
Total No. of Meetings Attended			0
Total No. of Meetings Paid			0

**DIRECTOR
SIGNATURE**

Approved by:

April Woodhull
for Director Camacho
Chen M. Lee
Steven J. Elie
President, Board of Directors

**DIRECTOR PAYSHEET FOR IEUA REPRESENTATIVE
ON REGIONAL POLICY COMMITTEE (ALTERNATE)**

MICHAEL CAMACHO
EMPLOYEE NO. 1140
ACCOUNT NO. 10900 110100 500000 501215

FEBRUARY 2018

DATE	TYPE OF MEETING	ATTENDANCE	TOTAL COMPENSATION
02-01-18	Jt. Regional Policy and Technical Committee Meeting.	No	\$-0-
TOTAL REIMBURSEMENT (Up to 10 days of service per month per Ordinance No. 105, including MWD meetings at \$247.50 (eff. 07/01/17.) IEUA pays Regional Policy Committee members (total amount of \$247.50, should reflect on timesheet))			\$-0-
Total No. of Meetings Attended			0
Total No. of Meetings Paid			0

**DIRECTOR
SIGNATURE**

Approved by:

Opal Woodgett
for Director Camacho
Chris Elie for
Steven J. Elie
President, Board of Directors

IEUA DIRECTOR PAYSHEET

STEVEN J. ELIE
EMPLOYEE NO. 1175
ACCOUNT NO. 10200 110100 100000 501010

FEBRUARY 2018

DATE	TYPE OF MEETING	ATTENDANCE	TOTAL COMPENSATION
02-01-18	Chino Basin Water Bank Stakeholder Meeting	Yes	\$247.50
02-06-18	WaterNow Alliance Steering Committee Telecon	Yes	\$247.50
02-07-18	IEUA Board Meeting	Yes	\$247.50
02-07-18	Urban Water Institute Spring Conference	Yes (same day)	\$-0-
02-08-18	Urban Water Institute Spring Conference	Yes	\$247.50
02-14-18	IEUA Community and Leg. Affairs Committee Mtg.	Yes	\$247.50
02-15-18	IEUA Board Package Review Mtg. GM Razak, & General Counsel JC	Yes	\$247.50
02-16-18	Lunch mtg. w/ City of Chino, Matt Ballentyne	Yes	\$247.50
02-20-18	WaterNow Alliance Steering Committee Telecon	Yes	\$247.50
02-21-18	IEUA Board meeting	Yes	\$247.50
02-21-18	IEUA Employee Service Awards Luncheon presentation	Yes (same day)	\$-0-
02-22-18	City of Rancho Cucamonga Mayor's State of the City Address	Yes	\$247.50
02-23-18	WaterNow telecon meeting w/Sarah Musiker	Yes (10 mtg. max.)	\$-0-
TOTAL REIMBURSEMENT Up to 10 days of service per month per Ordinance No. 105, including MWD meetings at \$247.50 (eff. 07/01/17). IEUA pays both primary and alternate for attendance.			\$2,475.00
Total No. of Meetings Attended			13
Total No. of Meetings Paid			10

DIRECTOR
SIGNATURE

Approved by:

Jasmin Hall
Secretary/Treasurer

**DIRECTOR PAYSHEET FOR IEUA
ON WATERMASTER BOARD**

STEVEN J. ELIE
EMPLOYEE NO. 1175
ACCOUNT NO. 10200 110100 100000 501010

FEBRUARY 2018

DATE	TYPE OF MEETING	ATTENDANCE	TOTAL COMPENSATION
02-22-18	CBWM Board Meeting	Yes*	\$-0-
TOTAL REIMBURSEMENT Up to 10 days of service per month per Ordinance No. 105, including MWD meetings at \$247.50 (eff. 07/01/17). IEUA pays both primary and alternate for attendance. (i.e., \$122.50 – difference between Watermaster \$125.00 and Agency meetings \$247.50 (eff. 7/01/17). Chino Basin Watermaster does not compensate an alternate Director unless the alternate Director is attending on behalf of an absent primary Director. In accordance to Ordinance No. 98, Section 1, (i) Attendance at any meeting provided for under Sections 1.b, c, e, and f, shall also include payment to both the primary representative and the alternate representative to said body if they both attend said meeting. <u>Record full amount on timesheet for attendance by alternates</u>			\$-0-
Total No. of Watermaster Meetings Attended			1
Total No. of Watermaster Meetings Paid			0

*Decline IEUA portion

DIRECTOR
SIGNATURE *Stephen J. Elie*
Approved by: *Jasmin Hall*
Jasmin Hall
Secretary/Treasurer

**DIRECTOR PAYSHEET FOR IEUA REPRESENTATIVE
ON CHINO DESALTER AUTHORITY (ALTERNATE)**

STEVEN J. ELIE
EMPLOYEE NO. 1175
ACCOUNT NO. 10200 110100 100000 501010

FEBRUARY 2018

DATE	TYPE OF MEETING	ATTENDANCE	TOTAL COMPENSATION
02-01-18	CDA Board Meeting	No	\$-0-
TOTAL REIMBURSEMENT Up to 10 days of service per month per Ordinance No. 105 (i.e., \$97.50 – difference between CDA (\$150.00 and Agency meetings \$247.50 (eff. 7/01/17), including MWD meetings. CDA pays directly to IEUA. Record full amount on timesheet.			\$-0-
Total No. of CDA Meetings Attended			0
Total No. of CDA Meetings Paid			0

DIRECTOR
SIGNATURE

Spil Woodard
for President Elie

Approved by:

Chen Mel for

Jasmin Hall
Secretary/Treasurer

IEUA DIRECTOR PAYSHEET

JASMIN A. HALL

EMPLOYEE NO. 1256

ACCOUNT NO. 10200 110100 100000 501010

FEBRUARY 2018

DATE	TYPE OF MEETING	ATTENDANCE	TOTAL COMPENSATION
02-02-18	Assemblymember Eloise Gomez Reyes' Rosa Park Statue Unveiling	Yes	\$247.50
02-05-18	IERCA Board Meeting	Yes	\$247.50
02-07-18	IEUA Board Meeting	Yes	\$247.50
02-12-18	CASA Board of Director Telecon meeting	Yes	\$247.50
02-21-18	IEUA Board Meeting	Yes	\$247.50
02-21-18	IEUA Employee Service Award Luncheon	Yes (same day)	\$-0-
02-22-18	City of Rancho Cucamonga Mayor's State of the City Address	Yes	\$247.50
02-23-18	Breakfast w/Supervisor Janice Rutherford hosted by Fontana	Yes	\$247.50
02-26-18	CASA Washington DC Policy Forum	Yes	\$247.50
02-27-18	CASA Washington DC Policy Forum	Yes	\$247.50
02-28-18	CASA Washington DC Policy Forum	Yes (10 mtg. max.)	\$-0-
TOTAL REIMBURSEMENT Up to 10 days of service per month per Ordinance No. 105, including MWD meetings at \$247.50 (eff. 07/01/17). IEUA pays both primary and alternate for attendance.			\$2,227.50
Total No. of Meetings Attended			11
Total No. of Meetings Paid			9

DIRECTOR
SIGNATURE

April Woodley
for Director Hall
Chen M. H. for

Approved by:

Steven J. Elie, President, Board of Directors

**DIRECTOR PAYSHEET FOR IEUA REPRESENTATIVE
ON CHINO DESALTER AUTHORITY**

JASMIN A. HALL
EMPLOYEE NO. 1256
ACCOUNT NO. 10200 110100 100000 501010

FEBRUARY 2018

DATE	TYPE OF MEETING	ATTENDANCE	TOTAL COMPENSATION
02-01-18	CDA Board Meeting	Yes	\$247.50
TOTAL REIMBURSEMENT Up to 10 days of service per month per Ordinance No. 105, including MWD meetings at \$247.50 (eff. 7/01/17). Chino Desalter Authority will pay \$150.00 per meeting directly to the Agency. Record full amount on timesheet. CDA pays both primary and alternate for attendance			\$247.50
Total No. of CDA Meetings Attended			1
Total No. of CDA Meetings Paid			1

DIRECTOR
SIGNATURE

Paul Woodruff
for Director Hall

Approved by:

Steven J. Elie
Steven J. Elie
President, Board of Directors

**DIRECTOR PAYSHEET FOR IEUA
ON SAWPA COMMISSION**

JASMIN A. HALL
EMPLOYEE NO. 1256
ACCOUNT NO. 10500 110100 165000 501010

FEBRUARY 2018

DATE	TYPE OF MEETING	ATTENDANCE	TOTAL COMPENSATION
02-06-18	SAWPA Commission Workshop	Yes (10 mtg. max)	\$-0-
02-20-18	SAWPA Reg. Commission Meeting	Yes (10 mtg. max)	\$-0-
TOTAL REIMBURSEMENT Up to 10 days of service per month per Ordinance No. 105), i.e., \$47.50 – difference between SAWPA (\$200.00 (eff. 5/01/17) and Agency meetings \$247.50 (eff. 7/01/17), including MWD meetings. SAWPA pays both primary and alternate for attendance, including mileage.			\$-0-
Total No. of SAWPA Meetings Attended			2
Total No. of SAWPA Meetings Paid			0

DIRECTOR
SIGNATURE

Opal Woodruff
for Jasmin A. Hall

Approved by:

Chris Elie
Steven J. Elie
President, Board of Directors

IEUA DIRECTOR PAYSHEET

PAUL HOFER

EMPLOYEE NO. 1349

ACCOUNT NO. 10200 110100 100000 501010

COPY

FEBRUARY 2018

DATE	TYPE OF MEETING	ATTENDANCE	TOTAL COMPENSATION
02-07-18	IEUA Board Workshop	Yes	\$-0-
02-14-18	IEUA Finance Committee	Yes	\$-0-
02-15-18	Meeting w/ GM Hall Razak	Yes (staff)	\$-0-
02-21-18	IEUA Board Meeting	Yes	\$-0-
TOTAL REIMBURSEMENT Up to 10 days of service per month per Ordinance No. 105, including MWD meetings at \$247.50 (eff. 07/01/17). IEUA pays both primary and alternate for attendance.			\$-0-
Total No. of Meetings Attended			4
Total No. of Meetings Paid			0

DIRECTOR
SIGNATURE

Approved by:

Steven J. Elie
President, Board of Directors

Director Hofer has waived all stipend payments.

IEUA DIRECTOR PAYSHEET

KATI PARKER
 EMPLOYEE NO. 1362
 ACCOUNT NO. 10200 1100100 100000 501010

FEBRUARY 2018

DATE	TYPE OF MEETING	ATTENDANCE	TOTAL COMPENSATION
02-05-18	IERCA Board Meeting	Yes	\$247.50
02-07-18	IEUA Board Meeting	Yes	\$247.50
02-14-18	IEUA Engineering, Operations & Water Resources Committee	Yes	\$247.50
02-14-18	IEUA Finance & Administration Committee (alternate)	Yes (same day)	\$-0-
02-21-18	IEUA Board Meeting	Yes	\$247.50
02-21-18	IEUA Employee Service Awards Luncheon Presentation	Yes (same day)	\$-0-
02-23-18	Breakfast with Supervisor Janice Rutherford hosted by Fontana	Yes	\$247.50
TOTAL REIMBURSEMENT Up to 10 days of service per month per Ordinance No. 105, including MWD meetings at \$247.50 (eff. 07/01/17). IEUA pays both primary and alternate for attendance.			\$1,237.50
Total No. of Meetings Attended			7
Total No. of Meetings Paid			5

DIRECTOR
 SIGNATURE

Aggie Woodley
for Director Barker

Approved by:

Steven J. Elie
 Steven J. Elie
 President, Board of Directors

**DIRECTOR PAYSHEET FOR IEUA REPRESENTATIVE
ON REGIONAL POLICY COMMITTEE**

KATI PARKER
EMPLOYEE NO. 1362
ACCOUNT NO. 10900 110100 500000 501215

FEBRUARY 2018

DATE	TYPE OF MEETING	ATTENDANCE	TOTAL COMPENSATION
02-01-18	Regional Policy & Technical Committee Meeting	Yes	\$247.50
TOTAL REIMBURSEMENT (Up to 10 days of service per month per Ordinance No. 105, including MWD meetings at \$247.50 (eff. 07/01/17.) IEUA pays Regional Policy Committee members (total amount of \$247.50, should reflect on timesheet))			\$247.50
Total No. of Meetings Attended			1
Total No. of Meetings Paid			\$247.50

**DIRECTOR
SIGNATURE**

*April Woodruff for
Director Parker*

Approved by:

Chris Rabe for
Steven J. Elie
President, Board of Directors

**DIRECTOR PAYSHEET FOR IEUA REPRESENTATIVE
ON WATERMASTER BOARD (ALTERNATE)**

KATI PARKER
EMPLOYEE NO. 1362
ACCOUNT NO. 10200 110100 100000 501010

FEBRUARY 2018

DATE	TYPE OF MEETING	ATTENDANCE	TOTAL COMPENSATION
02-22-18	CBWM Board Meeting	Yes	\$247.50
TOTAL REIMBURSEMENT Up to 10 days of service per month per Ordinance No. 105 (i.e., \$122.50 – difference between Watermaster \$125.00 and Agency meetings \$247.50 (eff. 7/01/17), including MWD meetings. Chino Basin Watermaster does not compensate an alternate Director unless the alternate Director is attending on behalf of an absent primary Director. In accordance to Ordinance No. 98, Section 1, (i) Attendance at any meeting provided for under Sections 1.b, c, e, and f, shall also include payment to both the primary representative and the alternate representative to said body if they both attend said meeting. <u>Record full amount on timesheet for attendance by alternates</u>			\$247.50
Total No. of Watermaster Meetings Attended			1
Total No. of Watermaster Meetings Paid			1

DIRECTOR

SIGNATURE

Approved by:

Steven J. Elie

President, Board of Directors

**DIRECTOR PAYSHEET FOR IEUA
ON SAWPA COMMISSION (ALTERNATE)**

KATI PARKER
EMPLOYEE NO. 1362
ACCOUNT NO. 10500 110100 165000 501010

FEBRUARY 2018

DATE	TYPE OF MEETING	ATTENDANCE	TOTAL COMPENSATION
02-06-18	SAWPA Commission Workshop	Yes	\$47.50
02-20-18	SAWPA Regular Commission Meeting	Yes	\$47.50
TOTAL REIMBURSEMENT Up to 10 days of service per month per Ordinance No. 105 (i.e., \$47.50 – difference between SAWPA (\$200.00 (eff. 5/01/17) and Agency meetings \$247.50 (eff. 7/01/17), including MWD meetings. SAWPA pays both primary and alternate for attendance, including mileage.			\$95.00
Total No. of SAWPA Meetings Attended			2
Total No. of SAWPA Meetings Paid			2

DIRECTOR
SIGNATURE

Deirdre Woodruff
for Director Parker

Approved by: _____

Steven J. Elie
President, Board of Directors

Attachment 2F

Payroll-Net Pay-Employees

Non-Board Members	PP 5 Checks	PP 5 EFTs	PP 6 Checks	PP 6 EFTs	PP 7 Checks	PP EFTs	March
NET PAY TO EE	\$40,856.63	\$740,588.60	\$0.00	\$709,213.00	\$0.00	\$713,916.89	\$2,204,575.12

INLAND EMPIRE UTILITIES AGENCY

Payroll for March 2, 2018

Presented at Board Meeting on May 16, 2018

GROSS PAYROLL COSTS			\$1,358,879.65
DEDUCTIONS			(\$577,434.42)
NET PAYROLL			781,445.23
NET PAYROLL BREAKDOWN	CHECKS	EFT	TOTAL
CHECKS USED	110156-110157		
TRANSACTION PROCESSED	2	304	306
AMOUNT	\$40,856.63	\$740,588.60	<u>\$781,445.23</u>

INLAND EMPIRE UTILITIES AGENCY

Payroll for March 16, 2018

Presented at Board Meeting on May 16, 2018

GROSS PAYROLL COSTS			\$1,262,466.68
DEDUCTIONS			(\$553,253.68)
NET PAYROLL			709,213.00
NET PAYROLL BREAKDOWN	CHECKS	EFT	TOTAL
CHECKS USED	0		
TRANSACTION PROCESSED	0	356	356
AMOUNT	\$0.00	\$709,213.00	<u>\$709,213.00</u>

INLAND EMPIRE UTILITIES AGENCY

Payroll for March 30, 2018

PRESENTED AT BOARD MEETING ON MAY 16, 2018

GROSS PAYROLL COSTS			\$1,116,412.21
DEDUCTIONS			(\$562,585.76)
NET PAYROLL			<u>\$713,916.89</u>
NET PAYROLL BREAKDOWN	CHECKS	EFT	TOTAL
CHECKS USED	0		
TRANSACTION PROCESSED	0	308	308
AMOUNT	\$0.00	\$713,916.89	<u>\$713,916.89</u>

**CONSENT
CALENDAR
ITEM**

2C



Date: May 16, 2018

To: The Honorable Board of Directors

From: Halla Razak, General Manager

Committee: Community & Legislative Affairs

05/09/18

Executive Contact: Kathy Besser, Executive Manager of Ext. Aff. & Policy Dev./AGM

Subject: Support for Water Use Efficiency Bills AB 1668/SB 606

Executive Summary:

In 2017, AB 1668 (Friedman) and SB 606 (Skinner/Hertzberg) were introduced and are being used as the vehicles to move the Administration's water conservation framework through the legislative process. IEUA staff, at the direction of President Elie, sent a letter (Attachment 1) in support of both bills in September 2017.

Since that time, several amendments have been added in concession to opposition from some water agencies. Changes include moving authority from the State Board to the Legislature or DWR; allowing suppliers to use their own water shortage levels rather than State mandated stages; and authorizing the SWRCB to waive efficiency requirements for up to five years due to a disaster, such as a fire or earthquake.

Despite the addition of these earlier amendments, negotiations are ongoing and additional changes are expected, including potential changes to the "bonus credit" for recycled water. As currently written, support of the bills continues to be in line with the Agency's legislative policy principles.

Staff's Recommendation:

Staff recommends that the Board support the water use efficiency legislation - AB 1668 and SB 606.

Budget Impact: N/A *Budgeted (Y/N):* N *Amendment (Y/N):* N *Requested Amount:*

Account/Project Name:

Fiscal Impact (explain if not budgeted):

Prior Board Action:

None.

Environmental Determination:

Not Applicable

Business Goal:

Supporting AB 1668 and SB 606 is in line with IEUA's business practices goal of advocating for development of policies, legislation and regulations that benefit the region.

Attachments:

Attachment 1 - AB 1668/SB 606 Support Letter dated September 7, 2017

ATTACHMENT 1



6075 Kimball Avenue • Chino, CA 91708
P.O. Box 9020 • Chino Hills, CA 91709
TEL (909) 993-1600 • FAX (909) 993-1983
www.ieua.org

September 7, 2017

The Honorable Robert Hertzberg
California Senate
State Capitol, Room 4038
Sacramento, CA 95814

Subject: Support for SB 606 & AB 1668 – Making Efficient Water Use a California Way of Life

Dear Senator Hertzberg:

I am writing on behalf of the Inland Empire Utilities Agency (IEUA) to express our support for SB 606 by Senator Skinner and Senator Hertzberg and AB 1668 by Assemblymember Friedman, which incorporate the framework released by the Governor in April 2017, as well as the revisions included in the proposed legislative language released in June 2017. SB 606 and AB 1668 will implement the framework through the establishment of State water efficiency standards and improved drought management plans. The new State water efficiency standards will shift California's focus to eliminating water-wasting practices, while reinforcing the local authority of water agencies to determine the best combination of actions that will achieve efficient water use.

Since December 2016, IEUA has supported the Administration's framework. SB 606 and AB 1668 will correct the State's current inequitable water conservation targets. Current mandates require water use reductions without taking into account the water agencies existing and long-term conservation efforts. The new efficiency standards being proposed in SB 606 and AB 1668 provide the basis for establishing fair and equitable water use targets for water agencies throughout California. The objectives will be customized to local hydrologic conditions and take into account current efficient water use. The responsibility of achieving the efficient water use objectives, as well as the methods used to achieve these objectives, would be left up to the local authority of water agencies; however, the Department of Water Resources and the State Water Resources Control Board will provide technical support and accountability to ensure that all of California is doing their part to meet efficiency objectives.

SB 606 and AB 1668 provide recognition to the value of locally developed, drought resilient and hydrologically independent water supplies within water shortage contingency plans. Using water wisely – not wasting water – is a critical part of providing a resilient water supply. For these reasons, IEUA supports SB 606 and AB1668 and making efficient water use a California way of life.

If you would like additional information, please do not hesitate to contact me at (909) 993-1730 or jgrindstaff@ieua.org.

Sincerely,
INLAND EMPIRE UTILITIES AGENCY

P. Joseph Grindstaff
General Manager

Water Smart – Thinking in Terms of Tomorrow

Steven J. Elie
President

Michael E. Camacho
Vice President

Jasmin A. Hall
Secretary/Treasurer

Paul Hofer
Director

Kati Parker
Director

P. Joseph Grindstaff
General Manager

**CONSENT
CALENDAR
ITEM**

2D

Date: May 16, 2018

To: The Honorable Board of Directors

From: Halla Razak, General Manager *RL for HR*

Committee:

Executive Contact: Kathy Besser, Executive Manager of Ext. Aff. & Policy Dev./AGM

Subject: Adoption of Resolutions for the Joint IEUA-JCSD Regional Water Recycling Program

Executive Summary:

In 2015, IEUA submitted a Clean Water State Revolving Fund (CWSRF) loan application to the State Water Resources Control Board, on behalf of the Agency and the Jurupa Community Services District (JCSD), for the Joint IEUA-JCSD Regional Water Recycling Program (Project). This Project has a total estimated cost of \$52,460,000. The application consists of a Joint IEUA-JCSD Project component and a JCSD-only Project component. In March 2018, the State, IEUA and JCSD agreed to make the JCSD-only Project a separate application. The JCSD will be responsible for the JCSD-only application, and IEUA will be responsible for the Joint IEUA-JCSD application. The original application was submitted under the Chino Basin Regional Financing Authority. The State requires that IEUA's Board of Directors adopt the required resolutions for the Joint IEUA-JCSD CWSRF loan application.

Staff's Recommendation:

1. Adopt Resolution No. 2018-5-4, authorizing the General Manager to sign and file an application and execute an agreement with the State Water Resources Control Board (SWRCB), for the design and construction of the Joint IEUA-JCSD Regional Water Recycling Program (Project);
2. Adopt Resolution No. 2018-5-5, dedicating revenues for the repayment of State Revolving Fund (SRF) loan from the SWRCB for the Project; and
3. Adopt Resolution No. 2018-5-6, establishing its intention to apply for and be reimbursed for expenditures related to the construction of the Project.

Budget Impact *Budgeted (Y/N): Y* *Amendment (Y/N): Y* *Amount for Requested Approval:*

Account/Project Name:

Joint IEUA-JCSD Regional Water Recycling Program, EN16065

Fiscal Impact (explain if not budgeted):

The Joint IEUA-JCSD Regional Water Recycling Program Project has a total estimated cost of \$33,110,000. This cost will be shared by the two agencies on approximately 50/50 split. The exact amount will be calculated by the Inter-Agency Project Management Agreement, which will be completed by June 2018.

Full account coding (internal AP purposes only):

- - -
- - -

Project No.: EN16065

Prior Board Action:

On August 20, 2014, the Board approved the MOU with JCSD and Western Municipal Water District for the Recycled Water Interconnection Project.

On October 16, 2013, the Board adopted Resolution No. 2013-10-2, to sign and file the grant application and agreement with the Metropolitan Water District of Southern California for the Foundational Actions Funding Program for a Recycled Water Intertie Permit Study.

Environmental Determination:

Not Applicable

Business Goal:

This Project demonstrates the integrated regional approach of recycled water supply optimization. It is consistent with the Agency's Business Goal of increasing Water Supply Reliability by meeting the region's need to develop reliable, drought-proof and diverse local water resources in order to reduce dependence on imported water supplies.

Attachments:

- Attachment 1 - Background
- Attachment 2 - Resolution No. 2018-5-4
- Attachment 3 - Resolution No. 2018-5-5
- Attachment 4 - Resolution No. 2018-5-6

Background

Subject: Adoption of Resolutions for the Joint IEUA-JCSD Regional Water Recycling Program

The State Water Resources Control Board (SWRCB) administers a program for planning or design funding through the Clean Water State Revolving Fund (CWSRF) Program.

In 2015, IEUA submitted a Clean Water State Revolving Fund (CWSRF) loan application to the State Water Resources Control Board, on behalf of the Agency and the Jurupa Community Services District (JCSD), for the Joint IEUA-JCSD Regional Water Recycling Program (Project). This Project has a total estimated cost of \$52,460,000. The application consists of a Joint IEUA-JCSD Project component and a JCSD-only Project component.

In March 2018, the State, IEUA and JCSD agreed to make the JCSD-only Project a separate application. The JCSD will be responsible for the JCSD-only application, and IEUA will be responsible for the Joint IEUA-JCSD application. The original application was submitted under the Chino Basin Regional Financing Authority. The State requires that IEUA's Board of Directors adopt the required resolutions for the Joint IEUA-JCSD CWSRF loan application.

This Project entails the planning, design, and construction of related pipelines and pump stations to deliver recycled water from the Western Riverside County Regional Wastewater Authority's Treatment Plant to IEUA's service area.

This Project demonstrates the integrated regional approach of recycled water supply optimization. It is consistent with the Agency's Business Goal of increasing Water Supply Reliability by meeting the region's need to develop reliable, drought-proof and diverse local water resources to reduce dependence on imported water supplies.

FISCAL IMPACT (CONTINUED)

Upon approval by SWRCB, both agencies will revise their budgets to align with the new SRF loan, grants, and total project costs.

RESOLUTION NO. 2018-5-4

**RESOLUTION OF THE BOARD OF DIRECTORS OF THE
INLAND EMPIRE UTILITIES AGENCY*, SAN
BERNARDINO COUNTY, CALIFORNIA, AUTHORIZING
THE INLAND EMPIRE UTILITIES AGENCY TO SIGN AND
FILE A FINANCIAL ASSISTANCE APPLICATION AND
AGREEMENT WITH THE STATE WATER RESOURCES
CONTROL BOARD FOR THE JOINT IEUA – JURUPA
COMMUNITY SERVICES DISTRICT (JCSD) REGIONAL
WATER RECYCLING PROGRAM**

BE IT RESOLVED, by the Board of Directors of the Inland Empire Utilities Agency*(Agency) that the General Manager is hereby authorized and directed to sign and file, on behalf of the Agency, a Financial Assistance Application for financing agreements from the State Water Resources Control Board (SWRCB) for the planning, design and construction of the Joint IEUA-JCSD Regional Water Recycling Program (Project); and

BE IT RESOLVED, that the Board of Directors hereby agrees and further does authorize the General Manager to provide the assurances, certifications and commitments required for the financial assistance applications, including executing a financial assistance agreement from the SWRCB and any amendments and any amendments or changes thereto; and

BE IT FURTHER RESOLVED, that the General Manager is authorized to represent the Agency in carrying out the Agency's responsibilities under the financing agreement, including certifying disbursement requests on behalf of the Agency and compliance with applicable state and federal laws.

ADOPTED this 16th day of May, 2018.

Steven J. Elie, President of the Inland Empire
Utilities Agency* and the Board of Directors
thereof

ATTEST:

Jasmin A. Hall, Secretary/Treasurer of the
Inland Empire Utilities Agency* and of the
Board of Directors thereof

*A Municipal Water District

STATE OF CALIFORNIA)
)SS
COUNTY OF SAN BERNARDINO)

I, Jasmin A. Hall, Secretary/Treasurer of the Inland Empire Utilities Agency*, DO
HEREBY CERTIFY that the foregoing Resolution No. 2018-5-4 was adopted at a regular meeting
on May 16, 2018, of said Agency by the following vote:

AYES: Hofer, Hall, Camacho, Parker, Elie

NOES: None

ABSTAIN: None

ABSENT: None

Jasmin A. Hall, Secretary/Treasurer of the
Inland Empire Utilities Agency* and of the
Board of Directors thereof

(Seal)

*A Municipal Water District

RESOLUTION NO. 2018-5-5

THE BOARD OF DIRECTORS OF THE INLAND EMPIRE UTILITIES AGENCY*, SAN BERNARDINO COUNTY, CALIFORNIA, DEDICATING CERTAIN REVENUES IN CONNECTION WITH THE JOINT IEUA – JURUPA COMMUNITY SERVICES DISTRICT (JCSD) REGIONAL WATER RECYCLING PROGRAM FOR THE CLEAN WATER STATE REVOLVING FUND FINANCING FROM THE STATE WATER RESOURCES CONTROL BOARD

WHEREAS, The State Water Resources Control Board (SWRCB) offers funding to assist local agencies to provide funding for the planning, design and construction of water recycling projects that offset or augment state fresh water supplies; and

WHEREAS, the Inland Empire Utilities Agency (Agency) has applied for the State Revolving Fund (SRF) loan financing from SWRCB for the Joint IEUA-JCSD Regional Water Recycling Program (Project); and

WHEREAS, The Board of Directors has authorized the General Manager to execute the financing agreement with SWRCB.

THEREFORE BE IT RESOLVED, the Agency hereby dedicates and pledges revenues from the Enterprise Funds, other than the Water Resources Fund, for the payment of any and all Clean Water State Revolving Fund and/or Water Recycling Funding Program financing for the Project, CWSRF No. 8167-110. The Agency commits to collecting such revenues and maintaining such fund(s) throughout the term of such financing and until the Agency has satisfied its repayment obligation thereunder unless modification or change is approved in writing by the SWRCB. So long as the financing agreement(s) are outstanding, the Agency's pledge hereunder shall constitute a lien in favor of the SWRCB on the foregoing fund(s) and revenue(s) without any further action necessary. So long as the financing agreement(s) are outstanding, the Agency commits to maintaining the fund(s) and revenue(s) at levels sufficient to meet its obligations under the financing agreement(s).

ADOPTED this 16th day of May, 2018.

Steven J. Elie, President of the Inland Empire Utilities Agency* and Board of Directors thereof

ATTEST:

Jasmin A. Hall, Secretary/Treasurer of the Inland Empire Utilities Agency* and of the Board of Directors thereof

*A Municipal Water District

I, Jasmin A. Hall, Secretary/Treasurer of the Inland Empire Utilities Agency*, DO
HEREBY CERTIFY that the foregoing Resolution No. 2018-5-5 was adopted at a regular meeting
on May 16, 2018, of said Agency by the following vote:

ABSENT: None

Jasmin A. Hall, Secretary/Treasurer of the
Inland Empire Utilities Agency* and of the
Board of Directors thereof

(SEAL)

*A Municipal Water District

RESOLUTION NO. 2018-5-6

**THE BOARD OF DIRECTORS OF THE INLAND
EMPIRE UTILITIES AGENCY*, SAN BERNARDINO
COUNTY, CALIFORNIA, ESTABLISHING ITS
INTENTION TO BE REIMBURSED FOR
EXPENDITURES RELATED TO THE JOINT IEUA –
JURUPA COMMUNITY SERVICES DISTRICT (JCSD)
REGIONAL WATER RECYCLING PROGRAM**

WHEREAS, the Inland Empire Utilities Agency (Agency) desires to finance the costs of the planning, design and construction of the Joint IEUA-JCSD Regional Recycled Water Program (Project); and

WHEREAS, the Agency intends to finance the Project with its monies (Project Funds) provided by the State of California, acting by and through the State Water Resources Control Board (SWRCB), and

WHEREAS, the SWRCB may fund the Project Funds with proceeds from the sale of obligations the interest upon which is excluded from gross income for federal income tax purposes (Obligations); and

WHEREAS, prior to either the issuance of the Obligations or the approval by the SWRCB of the Project Funds, the Agency desires to incur certain capital expenditures (Expenditures) with respect to the Project from available monies of the Agency; and

WHEREAS, the Agency has determined that those monies to be advanced on and after the date hereof to pay to the Expenditures are available only for a temporary period and it is necessary to reimburse the Agency for the Expenditures from the proceeds of the Obligations.

NOW, THEREFORE, the Board of Directors of the Inland Empire Utilities Agency* does hereby RESOLVE, ORDER AND DETERMINE AS FOLLOWS:

SECTION 1. The Agency hereby states its intention and reasonably expects to reimburse Expenditures paid prior to the issuance of the Obligations or the approval by the SWRCB of the Project Funds.

SECTION 2. The reasonably expected maximum principal amount of the Project Funds is \$33,110,000.

SECTION 3. This Resolution is being adopted no later than 60 days after the date on which the Agency will expend the monies for the construction portion of the Project costs to be reimbursed with Project Funds.

SECTION 4. Each Agency expenditures will be a type of properly chargeable to a capital account under general federal income tax principles.

SECTION 5. To the best of our knowledge, this Agency is not aware of the previous adoption of official intents by the Agency that have been made as a matter of course for the purpose of reimbursing expenditures and for which tax-exempt obligations have not been issued.

SECTION 6. This Resolution is adopted as an official intent of the Agency in order to comply with Treasury Regulation § 1.150-2 and any other regulations of the Internal Revenue Service relating to the qualification for reimbursement of Project costs.

SECTION 7. All the recitals in this Resolution are true and correct and this Agency so finds, determines and represents.

ADOPTED this 16th day of May, 2018.

Steven J. Elie, President of the Inland Empire
Utilities Agency* and the Board of Directors
thereof

ATTEST:

Jasmin A. Hall, Secretary/Treasurer of the
Inland Empire Utilities Agency* and of the
Board of Directors thereof

*A Municipal Water District

STATE OF CALIFORNIA)
)SS
COUNTY OF SAN BERNARDINO)

I, Jasmin A. Hall, Secretary/Treasurer of the Inland Empire Utilities Agency*, DO
HEREBY CERTIFY that the foregoing Resolution No. 2018-5-6 was adopted at a regular meeting
on May 16, 2018, of said Agency by the following vote:

AYES: Hofer, Hall, Camacho, Parker, Elie

NOES: None

ABSTAIN: None

ABSENT: None

Jasmin A. Hall, Secretary/Treasurer of the
Inland Empire Utilities Agency* and of the
Board of Directors thereof

(Seal)

*A Municipal Water District

**CONSENT
CALENDAR
ITEM**

2E

Date: May 16, 2018

To: The Honorable Board of Directors

From: Halla Razak, General Manager

RL for HR

Committee:

Executive Contact: Kathy Besser, Executive Manager of Ext. Aff. & Policy Dev./AGM

Subject: Adoption of Resolution No. 2018-5-3, Procedures for Amendments to the Records Retention Schedule, Records Retention, and Destruction

Executive Summary:

In accordance with California Government Code (Sections 60200-60204), the Board of Directors is required to adopt, by resolution, a Records Retention Schedule that classifies all of the Agency's records by category and establishes a protocol for the destruction or disposition of certain records.

The proposed Resolution No. 2018-5-3 includes protocol regarding electronic records; destruction of redundant, obsolete, and trivial (ROT) data; grants the General Counsel additional authority to sign all Records Retention Schedules and amendments to Records Retention Schedules; and grants authority to the Department Manager, Board Secretary/Office Manager and Legal Counsel the Authority to Destroy Obsolete Records.

The Records Retention Schedule is reviewed by the Records Management department on an annual basis. Any substantive amendments to the Records Retention Schedule will be submitted as a informational item to the Board of Directors.

Staff's Recommendation:

Adopt Resolution 2018-5-3, pertaining to the procedures for amendment of the records retention schedules, records retention, and destruction.

Budget Impact Budgeted (Y/N): N Amendment (Y/N): N Amount for Requested Approval:

Account/Project Name:

Fiscal Impact (explain if not budgeted):

None.

Prior Board Action:

On May 20, 2015, the Board adopted Resolution No. 2015-5-1 pertaining to the procedures for records retention, distribution, and amendment of Records Retention Schedules.

On February 20, 2013, the Board adopted Resolution No. 2013-2-1, pertaining to the procedures for records retention, distribution, and amendment of Records Retention Schedules.

Environmental Determination:

Not Applicable

Business Goal:

The Records Retention Schedule is consistent with IEUA's Business Goal of Business Practices that strives to apply best industry practices in all processes to maintain or improve the quality and value of the services we provide to our member agencies and the public.

Attachments:

Attachment 1 - Resolution 2018-5-3

RESOLUTION NO. 2018-5-3

RESOLUTION OF THE BOARD OF DIRECTORS OF INLAND EMPIRE UTILITIES AGENCY*, SAN BERNARDINO COUNTY, CALIFORNIA, PERTAINING TO THE PROCEDURES FOR AMENDMENT OF THE RECORDS RETENTION SCHEDULE, RECORDS RETENTION, AND DESTRUCTION

WHEREAS, it is necessary to establish procedures for the destruction of obsolete records by Records Management to facilitate the orderly handling of business by the Inland Empire Utilities Agency; and

WHEREAS, pursuant to Sections 60200 through 60204 of the Government Code, this Board of Directors may adopt regulations authorizing the destruction of certain records available under certain conditions; and

WHEREAS, it is desirable and appropriate to authorize the destruction of records on a routine basis that have been retained for periods of time not less than those required by law, that are copies of originals on file with the Agency, or that have been microfilmed or imaged.

NOW, THEREFORE, the Board of Directors of Inland Empire Utilities Agency* does hereby **RESOLVE, DETERMINE, AND ORDER** as follows:

Section 1. Amendments to Records Retention Schedule:

Records retention schedules must be changed whenever one of the following conditions arises:

- A record series is created or deleted
- A record series' description changes
- The retention period of a record series changes
- The office of record responsible for an original record changes
- A record series not previously designated is changed to confidential, historical or vital
- The Agency's organization changes

Section 2. Retention of Records Not Mentioned:

All records, both electronic and paper, and documents (regardless of media) not mentioned in this Resolution shall be retained indefinitely.

Section 3. Authorization for Destruction of Records:

The destruction of certain records, both electronic and paper, and documents (regardless of media) is hereby authorized pursuant to Government Code Sections 60200 et. sec., after such records have been retained for the minimum time set forth in Records Retention Schedules.

Section 4. Destruction of Records after Imaging:

Any record not expressly required by law to be filed and preserved for a period of time may be destroyed after it is imaged in conformance with the requirements of Government Code Section 60203.

Section 5. Destruction of Duplicates:

Pursuant to Government Code Section 60200, any duplicate records, both electronic and paper, or document (regardless of media), the original or a permanent photographic copy of which is in the files of any office or department of the Agency, may be destroyed after confirmation by the Agency Records Management that such original or permanent photographic copy remains on file in the Agency.

Section 6. Destruction of Redundant, Obsolete and Trivial (ROT) Data:

Pursuant to Records Management best practices, data classified as ROT and confirmed by the Agency Records Management may be deleted from Systems of Engagement such as department file shares, SharePoint, OneDrive, local hard drives, and other media sources.

Section 7. Authority to Sign:

The current adopted records retention, destruction and amendments resolution grants authority to the Board Secretary/Office Manager and Legal Counsel to sign all Records Retention Schedules and amendments to Records Retention Schedules.

The current adopted records retention, destruction and amendments resolution grants authority to the Department Manager, Board Secretary/Office Manager and Legal Counsel to sign all Authority to Destroy Obsolete Records.

Section 8. Rescission of Conflicting Resolutions:

Upon adoption of this resolution, Resolution No. 2015-5-1 is hereby rescinded in its entirety.

Adopted this 16th day of May, 2018.

Steven J. Elie
President of the Inland Empire Utilities Agency*
and the Board of Directors thereof

Resolution 2018-5-3

May 16, 2018

Page 3 of 4

ATTEST:

Jasmin A. Hall

Secretary/Treasurer of the Inland Empire Utilities Agency*
and the Board of Directors thereof

*A Municipal Water District

STATE OF CALIFORNIA

)

)SS

COUNTY OF SAN BERNARDINO

)

I, Jasmin A. Hall, Secretary/Treasurer of the Inland Empire Utilities Agency*, DO
HEREBY CERTIFY that the foregoing Resolution being No. 2018-5-3 was adopted at a Regular
Board meeting on May 16, 2018, of said Agency by the following vote:

AYES:

NOES:

ABSTAIN:

ABSENT:

Jasmin A. Hall

Secretary/Treasurer of the Inland Empire Utilities
Agency* and the Board of Directors thereof

(SEAL)

* A Municipal Water District

**CONSENT
CALENDAR
ITEM**

2F

Date: May 16, 2018

To: The Honorable Board of Directors

From: Halla Razak, General Manager

Committee: Engineering, Operations & Water Resources

HHR

05/09/18

Executive Contact: Randy Lee, Executive Manager of Operations/AGM

Subject: Purchase of Replacement Crane

Executive Summary:

The Agency owns two boom truck cranes; one 1988 National 556B crane with a 12.5 ton lift limit and one 2007 Terex BT3470 crane with a 17 ton lift limit. The 1988 National crane is 30 years old and has had numerous mechanical issues in recent years. It is unable to lift many of the Agency assets due to boom length and lift limits. Additionally, this crane does not meet the California Air Resources Board (CARB) fleet regulation if used full-time.

Staff recommends replacing the 1988 National crane with a new Terex BT70100 Boom Truck crane with a 34 ton lift limit, a 155 foot boom length, and a certified engine that meets CARB fleet regulations. Staff plans to surplus the 1988 National crane.

To obtain the best value for the Agency, staff requested pricing from National Joint Power Alliance (NJPA) and issued a Request for Proposal (RFP) on BidNet. Terex is under contract with the NJPA, and provided the Agency with a 16% discount on the specified equipment, which meets all regulatory requirements. Additionally, the proposals received from the RFP did not meet CARB requirements. Therefore, staff recommends this purchase from NJPA and it is in accordance with the Agency's Purchasing Ordinance 101.

Staff's Recommendation:

1. Authorize the purchase of a new Terex BT70100 Boom Truck Crane from TEREX for a not-to-exceed amount of \$375,000 (including tax and delivery); and
2. Authorize the General Manager to execute the purchase.

Budget Impact Budgeted (Y/N): Y Amendment (Y/N): N Amount for Requested Approval: \$ 375,000

Account/Project Name:

Regional Wastewater O&M (RO) Fund, Projects EP18003 and EP19003 Major Equipment and Asset Replacement

Fiscal Impact (explain if not budgeted):

Prior Board Action:

On June 21, 2017, Board approved the Agency's Biennial Budget which included Projects EP18003 and EP19003 Major Equipment and Asset Replacement authorizing the purchase of maintenance required assets and major equipment through the standard procurement process.

Environmental Determination:

Not Applicable

Business Goal:

The purchase of the replacement crane aligns with the Agency's environmental stewardship goal to enhance and promote environmental sustainability.


The purchase of the replacement crane also aligns with the Agency's goal of providing a reliable and cost effective water supply.

Attachments:

Attachment 1: Purchase of Replacement Crane PowerPoint

Attachment 1

Purchase of Replacement Crane



Agency Boom Truck Cranes



1988 National Boom Truck Crane

- Model 556B
- 12.5 ton lift limit
- 30 years old



2007 Terex Boom Truck Crane

- Model BT3470
- 17 ton lift limit
- 11 years old

Limitations for 1988 National Boom Track Crane

California Air Resources Board (CARB)

- The use of this crane negatively impacts Agency fleet emissions reporting average

Limited reach and lift capability

- Unable to lift many Agency assets due to boom length and lift limits
- Hire outside cranes for larger jobs

High Maintenance Cost

- Requires high maintenance resources to keep safe and operational



Summary

Request to purchase and replace 1988 National crane with:

- Terex BT 70100 Boom Truck Crane
- Able to reach and lift most assets within Agency facilities
- Certified engine that meets Best Available Control Technology requirements per CARB Fleet regulation



Recommendation

- Authorize the purchase of a new Terex BT70100 Boom Truck Crane from TEREX for a not-to-exceed amount of \$375,000; and
- Authorize the General Manager to execute the purchase.

The purchase of the replacement crane aligns with the Agency's environmental stewardship goal to enhance and promote environmental sustainability.

The purchase of the replacement crane also aligns with the Agency's goal of providing a reliable and cost effective water supply.

**CONSENT
CALENDAR
ITEM**

2G

Date: May 16, 2018

To: The Honorable Board of Directors

From: Halla Razak, General Manager

Committee: Engineering, Operations & Water Resources

HRP
05/09/18

Executive Contact: Chris Berch, Executive Manager of Engineering/AGM

Subject: RP-1 Digester 6 and 7 Roof Repairs Consultant Contract Amendment

Executive Summary:

In June 2017, IEUA awarded an engineering services contract to GHD Inc., for the preliminary design report on the Regional Water Recycling Plant No. 1 (RP-1) Digester 6 and 7 Roof Repairs Project. In March 2018, GHD completed the preliminary design work and condition assessment on Digester 6. The work on Digester 7 will start after putting Digester 6 in service.

Due to the unknown nature of the work within the digesters, staff developed the initial requests for proposals to be multi-step based on knowledge gained in the previous stage. Contract amendments would be recommended based on a fully developed scope.

Staff is recommending a contract amendment to GHD Inc., for the final design and engineering services during construction for Digester 6 in the amount of \$167,609, increasing GHD's contract from \$146,560 to \$314,169.

Staff's Recommendation:

1. Approve a consultant contract amendment for the RP-1 Digester 6 and 7 Roof Repairs, Project No. EN17042, to GHD Inc., for a not-to-exceed amount of \$167,609; and
2. Authorize the General Manager to execute the contract amendment subject to non-substantive changes.

Budget Impact Budgeted (Y/N): Y Amendment (Y/N): Y Amount for Requested Approval:

Account/Project Name:

EN17042/RP-1 Digester 6 and 7 Roof Repairs

Fiscal Impact (explain if not budgeted):

None.

Prior Board Action:

On June 21, 2017, the Board of Directors approved a consultant engineering services contract for the RP-1 Digesters 6 and 7 Roof Repairs (predesign), Project No. EN17042, to GHD Inc., for the not-to-exceed amount of \$130,406.

On April 19, 2017, the Board of Directors approved a digester cleaning service contract for RP-1 Digesters 6 and 7, Project No. EN17042, to Synagro-WWT in the amount of \$1,750,200.

Environmental Determination:

Statutory Exemption

CEQA exempts a variety of projects from compliance with the statute. This project qualifies for a Statutory Exemption as defined in Section 15262 of the State CEQA Guidelines. When the project will be implemented will be subject to future environmental evaluation.

Business Goal:

The Digester 6 and 7 Roof Repairs Project is consistent with IEUA's Business Goal of Wastewater Management, specifically the Asset Management and Water Quality objectives that IEUA will ensure that systems are well maintained, upgraded to meet evolving requirements, sustainably managed, and can accommodate changes in regional water use to protect public health, the environment, and meet anticipated regulatory requirements.

Attachments:

Attachment 1 - PowerPoint

Attachment 2 - Contract Amendment

RP-1 Digesters Nos. 6 and 7 Roof Repairs

Consultant Contract Amendment

Project No. EN17042



Regional Water Recycling Plant No. 1 Project Location



Project Background

- Digesters originally constructed in 1988
- Multiple roof cracks
- Deteriorated condition of roof foam insulation
- Suspected failure of internal protective coating
- Aging of mechanical piping system




Cracking of Foam Roofing Insulation



Failed Internal Roof Coating

Project Scope

- GHD completed the predesign phase including:
 - Condition assessment
 - Gas mixing system evaluation
 - Piping CCTV
 - 3-D scan
 - Predesign Report
- Amended Scope
 - Final design phase
 - Engineering services during construction



Project Budget and Schedule

Description	Estimated Cost	Project Milestone	Date
Design Services	\$341,177	Consultant Contract Award	June 2017
Consultant Predesign Contract	\$146,560	Digester 6	
Final Design Amendment – Digester 6 (this action)	\$62,102	Consultant Contract Amendment Approval	May 2018
IEUA Design Services – Digester 6	\$87,500	Design Completion	August 2018
Project Development	\$45,015	Construction/Repair Contract Award	October 2018
Construction Services	\$190,507	Construction/Repair Completion	March 2019
Design Consultant Construction Services Amendment – Digester 6 (this action)	\$105,507	Digester 7	
IEUA Construction Services (5%) – Digester 6	\$85,000	Cleaning (Synagro)	June 2019
Construction	\$2,965,255	Inspection/Repair Design	November 2019
Digester Cleaning/Services (Synagro) – Digesters 1 and 6	\$1,095,255	Construction/Repair	June 2020
Construction (Roof Repairs Estimate) – Digester 6	\$1,700,000		
Contingency (10%)	\$170,000		
Total Project Cost:	\$3,496,939		
Total Project Budget:	\$3,800,000		
Remaining Budget:	\$303,061		

FY 2019/20 TYCIP will be updated to reflect Digester 7 repairs

Recommendation

- Approve a contract amendment for the RP-1 Digester 6 and 7 Roof Repairs, Project No. EN17042, to GHD, Inc., for the not-to-exceed amount of \$167,609; and
- Authorize the General Manager to execute the contract subject to non-substantive changes.

The RP-1 Digester 6 and 7 Roof Repairs Project is consistent with the *IEUA's Business Goal of Wastewater Management*, specifically the Asset Management and Water Quality objectives that IEUA will ensure that systems are well maintained, upgraded to meet evolving requirements, sustainably managed, and can accommodate changes in regional water use to protect public health, the environment, and meet anticipated regulatory requirements.



CONTRACT AMENDMENT NUMBER: 4600002328-002
FOR
FOR CONSULTING ENGINEERING SERVICES
DIGESTER 6 & 7 ROOF REPAIRS AT REGIONAL PLANT NO. 1 (RP-1)
PROJECT NO. EN17042

THIS CONTRACT AMENDMENT TWO is made and entered into this _____ day of _____, 2018 by and between the Inland Empire Utilities Agency, a Municipal Water District, organized and existing in the County of San Bernardino under and by virtue of the laws of the State of California (hereinafter referred to interchangeably as "IEUA" and "Agency") GHD Inc. of Irvine, California (hereinafter referred to as "Consultant") for professional engineering consulting services for the RP-1 Digester 6 & 7 Roof Repairs, Project No. EN17042, and shall revise the Contract as herein amended:

SECTION FOUR, SCOPE OF WORK AND SERVICES, IS REVISED TO ADD: Contractor's additional services and responsibilities shall include and be in accordance with **Attachment 2**, referenced herein, attached hereto, and made a part hereof.

SECTION SIX, PAYMENT, INVOICING AND COMPENSATION, ADDS THE FOLLOWING PARAGRAPH:

G. As compensation for the additional work performed as represented by Contract Amendment-002, Agency shall pay Contractor a ***not-to-exceed maximum of \$314,168.65***, as established in accordance with **Attachment 2**, for all additional work satisfactorily provided.
Note: This represents an increase to the Contract of \$167,609.00.

ALL OTHER PROVISIONS OF THIS CONTRACT REMAIN UNCHANGED.

INLAND EMPIRE UTILITIES AGENCY:
(A Municipal Water District)

GHD INC.:

Halla H. Razak
General Manager

(Date)

Paul Hermann
Principal

(Date)

Attachment 2



April 24, 2018

IEUA Reference No. EN17042
GHD Reference No. 11136888

sent via email

Jamal Zughbi, P.E.
Senior Engineer/Project Manager
Inland Empire Utility Agency
6075 Kimball Avenue, Bldg. "B"
Chino, California, US
91708

To Mr. Zughbi:

**Re: Request for Amendment to Contract No. 2 – Contract No. 46-2328 PO No. 45-28238 rev
Digester 6 and 7 Roof Repairs at Regional Plant No. 1**

This request is intended to amend the subject Contract made between the Inland Empire Utility Agency (IEUA) and GHD Inc. (GHD) that became effective the 21st day of June 2017, and amended on the 18th day of January 2018. To date, only initial phases of the project has been approved corresponding with pre-design activity. The subject of this request pertains to approval for remaining project phases pertaining to detailed design; contract and construction administration; and commissioning services for Digester 6 only.

Scope of Work Amendment Description – Digester 6

This revised fee estimate incorporates an updated understanding of engineering services required to complete the detailed design based on the pre-design activity completed to date. In addition, the revised fee estimate considers the full duration of the project and incorporates estimated effort associated with an updated understanding of contract and construction inspection services based on a 180-day construction period and identification of the level of weekly inspection and directions by engineering staff needed during upcoming Digester 6 repairs. The repairs are estimated to consist of a high degree of quality control as it relates to preparations of interior and exterior concrete surfaces followed with application of specialized coating system primers, top coats, and insulations. In addition the construction activity has a degree of parallel activity involving demolitions and improvements associated with the mechanical piping and insulation components.

Detailed Design Service (Digester #6)

Added design components identified during the condition assessment, including:

- Gas mixing and sludge feed pipe replacements
- Pipe penetration replacements through ceiling
- Pipe replacement inside digester



Construction and Contract Administration Services (Digester 6)

The following additional services has been considered:

Piping and Pipe Supports

- i. Review pipe, insulation, and instrument materials when they arrive on-site
- ii. Observe installation including leak testing and instrument commissioning

Foam Roofing

- i. Observe the progress on the removal of the existing foam roofing materials
- ii. Observe the completion of the removal of the existing foam roofing materials
- iii. Conduct a condition assessment of the structural condition of the exterior of the concrete roof, after the existing foam roofing has been removed
- iv. Direct any correction or repairs to the exterior concrete roof structure prior to continuing with the exterior positive seal system

Coatings

- i. Interior – a higher degree of inspection activity commensurate with the estimated area of impact has been identified. GHD's consideration for work plan amendment includes onsite professional services to complete the following over a larger area:
 - Observe the removal of the existing coating system, prior to proceeding with profile correction
 - Review profile correction, mortar and coating materials prior to application
 - Observe the initial application of the profile correction materials
 - Observe the application of the profile correction materials at the mid-point of completion
 - Observe the application of the profile correction materials near completion
 - Observe the completed profile correction material application, prior to continuing with the first coat of the negative coating materials
 - Observe the initial application of the first coat of the negative coating materials
 - Observe the application of the first coat of the negative coating materials at the mid-point of completion
 - Observe the application of the first coat of the negative coating materials near completion
 - Observe the completed first coat of the negative coating materials application, prior to continuing with the final coat of the negative coating materials
 - Observe the initial application of the final coat of the negative coating materials
 - Observe the application of the final coat of the negative coating materials at the mid-point of completion
 - Observe the application of the final coat of the negative coating materials near completion



- Observe the completed final coat of the negative coating materials application
- Observe the pressure test of the structure and completed interior coating systems prior to completing the exterior positive coating system

Schedule

The milestones for this work will correspond to the Project Schedule, currently tracked under Technical Memorandum No. 8

Updated Fee Estimate

The Contract Price in Section 4 of the aforementioned Contract is modified as follows:

Item Description	Contr. Value As At January 18, 2018	Requested Amendment Contr. Value	Total Contr. Value with Amendments
Pre Design Services (Dig #6)	\$71,092.50	—	\$71,092.50
Detailed Design Services (Dig #6)	—	\$62,102.40	\$62,102.40
Construction Administration Services (Dig #6)	—	\$95,669.20	\$95,669.20
Post Construction Services (Dig #6)	—	\$9,837.60	\$9,837.60
Pre Design Services (Dig #7)	\$59,313.40	—	\$59,313.40
Detailed Design Services (Dig #7)	—	—	—
Construction Administration Services (Dig #7)	—	—	—
Post Construction Services (Dig #7)	—	—	—
Work Plan Amendment 1 (3D Scanning)	\$16,153.65	—	\$16,153.65
	<hr/>		
	\$146,559.55	\$167,609.20	\$314,168.75

Closing

It is noted that GHD will commence with the work of this Change Order immediately upon approval to proceed.



Should you have any questions or require additional information, please do not hesitate to contact the undersigned.

Yours truly,

GHD

A handwritten signature in blue ink, appearing to read "K Muffels", written in a cursive style.

Kyle Muffels

Encl.

Table 2: Fee Estimate Breakdown

cc: Danielle St. Pierre, IEUA
Steven Cano, IEUA
Crystal Eleby, IEUA
Frederick Tack, GHD
Jamal Awad, GHD

TABLE 2
FEE SCHEDULE FOR CONSULTING ENGINEERING SERVICES
REQUEST FOR CONTRACT AMENDMENT APRIL 24, 2018
ISUA PROJECT EN17042
RP-1 DIGESTER 6 7 ROOF REPAIRS

FEE ESTIMATE WORKSHEET																			
		Project Director/ Senior Technical Advisor	Project Manager/ Preliminary Design and Approvals	Project Coordinator/ Field Investigations and Design	CSE Inspection	Lead Structural	Lead Mechanical	Design and CCA Manager	Cost Estimating	Air Quality	Environmental/ Leak Monitoring/Sampling	CADD Processor/ Mechanical Electrical	Administration	Leak Detection MBS	Subtotal Hours	Consumable Costs	Travel/ Expenses	Markup on Sub	Total
		Jamal Aved	Kyle Boffela	Frederick Turk	David Hillard	Tom Burkhardt	Matthew Lang	Casey Raines	Michael Fried	Subbarao Nagulapati	Matthew Smith	Davin Brady	Emily Sorrelja	Senior Technician		\$6		6%	
Rate (\$ USD / HR)		\$250	\$195	\$225	\$155	\$205	\$180	\$205	\$185	\$195	\$175	\$140	\$100	\$150					
Phase 01 - Digester 6 Preliminary Design																			
1	Background/Preparation draft tech memo #1 and #8		6	2		2	2	2	2	2	2		4		24	\$144.00	\$0.00	\$0.00	\$4,454.00
2	Project Kick Off Meeting	4	4	4									1		13	\$78.00	\$57.60	\$0.00	\$2,915.60
3	Leak Investigation and Measurements																		
3.1	Digester gas leak inspection (prior to cleaning)		9	9							9			18	45	\$162.00	\$3,615.20	\$135.00	\$11,967.20
3.2	Gas mixing system evaluation (prior to cleaning)			4		12	8	8			4				36	\$216.00	\$115.20	\$0.00	\$7,471.20
3.3	Digester interior and exterior inspections following cleaning			8		12									20	\$120.00	\$115.20	\$0.00	\$4,495.20
4	Project Meetings (Quantity of 2) - Workshop setting		8	8											16	\$96.00	\$315.20	\$0.00	\$3,771.20
5	Preparation of draft tech memo #2 through #7	8	18	32				18	8	4	18	32	8		146	\$876.00	\$0.00	\$0.00	\$27,966.00
6	Preparation of final tech memo #1 through #8	4	6	6				6	2	2	6	6	4		42	\$252.10	\$0.00	\$0.00	\$8,052.10
SUB-TOTAL PHASE 01 - DIGESTER 6 PRELIMINARY DESIGN		16	51	73	0	26	10	34	12	8	39	38	17	18	342	\$1,944.10	\$4,218.40	\$135.00	\$71,092.50
		5%	15%	21%	0%	8%	3%	10%	4%	2%	11%	11%	5%	6%					
Phase 02 - Digester 6 Detailed Design																			
1	Prepare scope and fee adjustment for 30% and final design	0.5	1	1		0.5	0.5	0.5	0.5	0.5			1		6	\$36.00	\$0.00	\$0.00	\$1,166.00
2	Detailed Design 90% - Draft and Final	4	12	48		20	16	30	4			80	2		216	\$1,296.00	\$257.60	\$0.00	\$40,963.60
3	30% Design workshop		4	4			4						1		13	\$78.00	\$257.60	\$0.00	\$2,835.60
4	Detailed Design 100% - Draft and Final	4	8	16		4	8	8	4			20	2		74	\$444.00	\$0.00	\$0.00	\$14,244.00
5	100% Design workshop		4	4			4						1		13	\$78.00	\$315.20	\$0.00	\$2,893.20
SUB-TOTAL PHASE 02 - DIGESTER 6 DETAILED DESIGN		8.5	29	73	0	24.5	32.5	38.5	8.5	0.5	0	100	7	0	322	\$1,932.00	\$830.40	\$0.00	\$62,102.40
		3%	9%	23%	0%	8%	10%	12%	3%	0%	0%	31%	2%	0%					

IEUA PROJECT EN17042
RP-1 DIGESTER 6 7 ROOF REP


FEE ESTIMATE WORKSHEET																																																																																					
														Project Director/ Senior Technical Advisor				Project Manager/ Preliminary Design and Approvals				Project Coordinator/ Field Investigations and Design				CSE Inspection				Lead Structural				Lead Mechanical				Design and C&A Manager				Cost Estimating				Air Quality				Environmental/ Leak Monitoring/Sampling				CAUD Process/ Mechanical/Electrical				Administration				Leak Detection IMS5																							
Rate (\$ USD / HR)														\$250				\$195				\$225				\$155				\$205				\$180				\$205				\$185				\$195				\$175				\$140				\$160				\$150								\$6								5%				Total			
Phase 03 - Digester 6 Construction Administration Services																																																																																					
1 Bid administration including meeting, results interpretation														4				4				4																4				4																1								21				\$126.00				\$0.00				\$0.00				\$4,466.00			
2 Pre-construction meetings and issued for construction plans														1				4				6								2				2				4												8				2				29				\$174.00				\$257.60				\$0.00				\$5,721.60											
3 Contractor liaison including shop drawing/claims/changes														1				2				8								8				4				12												0				2				37				\$222.00				\$0.00				\$0.00				\$7,882.00											
4 Weekly construction progress meetings and site inspections																		30				100				100				0								100												3				333				\$1,998.00				\$1,545.60				\$0.00				\$68,193.60															
5 Development of ESOPM/O&M Manuals														1				2				4																12												4				23				\$138.00				\$0.00				\$0.00				\$4,538.00															
6 Development and assistance with startup protocol														4				2				8																8								1				23				\$138.00				\$0.00				\$0.00				\$5,068.00																			
SUB-TOTAL PHASE 03 - DIGESTER 6 CONSTRUCTION ADMINISTRATION														11				44				130				100				10				6				140				4				0				0				8				13				0				466				\$2,796.00				\$1,803.20				\$0.00				\$95,669.20			
														2%				9%				28%				21%				2%				1%				30%				1%				0%				0%				2%				3%				0%																							
Phase 04 - Digester 6 Post Construction Services Including Training																																																																																					
1 Preparation of "as-built"																		2				4								4				8				2												12				2				34				\$204.00				\$0.00				\$0.00				\$6,044.00											
2 Training services																		8																8																				16				\$96.00				\$257.60				\$0.00				\$3,793.60															
SUB-TOTAL PHASE 04 - DIGESTER 6 POST CONSTRUCTION SERVICES														0				2				12				0				4				8				10				0				0				0				12				2				0				50				\$300.00				\$257.60				\$0.00				\$9,837.60			
														0%				4%				24%				0%				8%				16%				20%				0%				0%				0%				24%				4%				0%																							

TABLE 2
FEE SCHEDULE FOR CONSULTING ENGINEERING SERVICES
REQUEST FOR CONTRACT AMENDMENT APRIL 24, 2018
IEUA PROJECT EN17042
RP-1 DIGESTER 6/7 ROOF REPAIRS

FEE ESTIMATE WORKSHEET		Project Director/ Senior Technical Advisor		Project Manager/ Preliminary Design and Approvals		Project Coordinator/ Field Investigations and Design		CSE Inspection		Lead Structural		Lead Mechanical		Design and CCA Manager		Cost Estimating		Air Quality		Environmental/ Leak Monitoring/Sampling		CADD Process/ Mechanical/Electrical		Administration		Leak Detection MIS									
		Jamal Awad	Kyle Muffols	Fredrick Task	David Hilliard	Tom Burkhardt	Matthew Laing	Casey Raines	Michael Fried	Subbarao Nagulapati	Matthew Smith	Devin Brady	Emily Sorey	Senior Technician	Subtotal Hours	Consumable Costs	Travel/ Expenses	Markup on Subs	Total																
Rate (\$ USD / HR)		\$250	\$195	\$225	\$155	\$205	\$180	\$208	\$185	\$195	\$175	\$140	\$100	\$150		\$6		6%																	
Phase 05 - Digester 7 Preliminary Design																																			
1 Background/Preparation draft tech memo #1 and #8			2	1		1	1	1	1	1	1		1		10	\$60.00	\$0.00	\$0.00	\$1,920.00																
2 Kick Off Meeting		4	6	4									1		15	\$90.00	\$57.60	\$0.00	\$3,317.60																
3 Leak Investigation and Measurements																																			
3.1 Digester gas leak inspection (prior to cleaning)			8	4								8		18	38	\$120.00	\$3,615.20	\$135.00	\$10,430.20																
3.2 Gas mixing system evaluation (prior to cleaning)				4		10	8	8				4			34	\$204.00	\$115.20	\$0.00	\$7,049.20																
3.3 Digester interior and exterior inspections following cleaning				8		10									18	\$108.00	\$115.20	\$0.00	\$4,073.20																
4 Project Meetings (Quantity of 2)			8	8											16	\$96.00	\$115.20	\$0.00	\$3,571.20																
5 Preparation of draft tech memo #2 through #7		4	16	16				16	4	4	16	16	8		100	\$600.00	\$0.00	\$0.00	\$18,960.00																
6 Preparation of final tech memo #1 through #8		4	8	8				8	2	2	8	8	4		52	\$312.00	\$0.00	\$0.00	\$9,992.00																
SUB-TOTAL PHASE 05 - DIGESTER 7 PRELIMINARY DESIGN		12	48	53	0	21	9	33	7	7	37	24	14	18	283	\$1,590.00	\$4,018.40	\$135.00	\$59,313.40																
		4%	17%	19%	0%	7%	3%	12%	2%	2%	13%	8%	5%	6%																					
Contract Amendment																																			
1 Field survey services (3D scanning)			8	16											24	\$144.00	\$10,333.00	\$516.65	\$16,153.65																
SUB-TOTAL CONTRACT AMENDMENTS																			\$16,153.65																
TOTAL SCOPE OF WORK		Total Hours Per Person	48	182	357	100	86	66	256	32	16	76	182	53	36	1,487	\$8,706.10	\$21,461.00	\$786.65	\$314,168.75															
		Percent of Project Time	3%	12%	24%	7%	6%	4%	17%	2%	1%	5%	12%	4%	2%																				

**CONSENT
CALENDAR
ITEM**

2H

Date: May 16, 2018

To: The Honorable Board of Directors

From: Halla Razak, General Manager

Committee: Engineering, Operations & Water Resources

05/09/18

Executive Contact: Chris Berch, Executive Manager of Engineering/AGM

Subject: Project Management, Engineering, and Staff Augmentation Support Services Contract Aggregation

Executive Summary:

In February 2016, the Board of Directors approved four master service contracts to Carollo Engineers, Inc., GK & Associates, MWH Constructors, and Wallace & Associates Consulting, Inc., for on-call "as needed" project management, engineering, administration, and construction inspection staff augmentation support services for a not-to-exceed total amount of \$1,500,000 per contract for a total of \$6,000,000.

The needs of the Ten-Year Capital Improvement Plan (TYCIP) have remained consistent since this action. To continue meeting the demands of the TYCIP, IEUA plans to continue utilizing staff augmentation to support all phases of a project's life cycle. This program has been very effective, and as a result, one contract is approaching the not-to-exceed maximum while the others are under utilized. To increase the flexibility of these contracts, staff requests removing the individual not-to-exceed amounts of \$1,500,000 and allowing for an aggregate not-to-exceed spending authorization in the same amount as previously authorized of \$6,000,000. No additional funding is requested.

Staff's Recommendation:

Authorize the General Manager to reallocate the previously approved spending authorization from individual not-to-exceed amounts of \$1,500,000 to a single aggregate not-to-exceed amount of \$6,000,000 to the following four contracts:

- 4600002051 Wallace & Associates Consulting, Inc.
- 4600002052 Carollo Engineers, Inc.
- 4600002053 MWH Constructors
- 4600002054 GK & Associates

Budget Impact *Budgeted (Y/N): Y* *Amendment (Y/N): N* *Amount for Requested Approval:*

Account/Project Name:

Multiple capital projects and department O&M budget under various program funds.

Fiscal Impact *(explain if not budgeted):*

Current expenditures on each contract are as follows:

Wallace & Associates Consulting, Inc. - \$387,628.00; Carollo Engineers, Inc. - \$1,127,375.00; MWH Constructors - \$130,510.00; GK & Associates - \$1,351,023.00. Total expenditures to date are \$2,996,536.00.

Full account coding (internal AP purposes only):

- - -
- - -

Project No.: Various

Prior Board Action:

On February 17, 2016, the Board of Directors awarded three-year contracts to Carollo Engineers, Inc., GK & Associates, MWH Constructors, and Wallace & Associates Consulting, Inc., for on-call “as needed” project management, engineering, and construction inspection staff augmentation support services for a not-to-exceed total amount of \$1,500,000 for each contract for a total of \$6,000,000.

Environmental Determination:

Not Applicable

Business Goal:

The project management, engineering, and construction inspection staff augmentation master contract is part of IEUA's Wastewater Management Business Goal that IEUA is committed to meeting regional demands in an environmentally responsible and cost effective manner.

Attachments:

**ACTION
ITEM**

3A

Date: May 16, 2018

To: The Honorable Board of Directors

From: Halla Razak, General Manager

Committee: Engineering, Operations & Water Resources

HHf
05/09/18

Executive Contact: Chris Berch, Executive Manager of Engineering/AGM

Subject: Proposition 1 Grant Professional Services Contract Amendment

Executive Summary:

In August 2017, Inland Empire Utilities Agency (IEUA) submitted the Proposition 1 Water Storage and Investment Program (WSIP) grant application for the Chino Basin Environmental Water Program (CBEWP). To help develop and evaluate environmental and ecosystem benefits, GEI Consultants Inc. was retained by IEUA in June 2017. The initial contract was \$89,564. As the application was being developed, additional efforts were needed to fulfill the requirements of the grant application. Three separate amendments were issued and increased the contract amount to \$227,664. In February, IEUA submitted an appeal to the California Water Commission (CWC) which provided additional technical materials for the claimed public benefits.

Since the initial application was submitted, the project evaluation and selection process has evolved from the CWC. It has been uncertain throughout this process as to what supplemental materials would be requested by the CWC. IEUA has accommodated this process by electing to issue contract amendments, as next steps from the CWC are provided. On April 3, the CWC notified IEUA of additional meetings needed for the next round of evaluations. If approved, the total contract amount with GEI Consultants, Inc. would increase to \$322,664.

Staff's Recommendation:

1. Award an engineering services contract amendment to GEI Consultants, Inc., for a not-to-exceed amount of \$95,000; and
2. Authorize the General Manager to execute the contract subject to non-substantive changes.

Budget Impact *Budgeted (Y/N): Y Amendment (Y/N): N Amount for Requested Approval:*

Account/Project Name:

Budget for this contract is split (50/50) between EN16035 WC (Recycled Water Fund) Planning Documents and WR16025 WW (Water Resources Fund) Planning Documents.

Fiscal Impact *(explain if not budgeted):*

None

Prior Board Action:

On February 21, 2018, the IEUA's Board of Directors approved a contract amendment to GEI Consultants, Inc., for a not-to-exceed amount of \$82,000, increasing the total contract amount to \$227,664.

Environmental Determination:**Statutory Exemption**

CEQA exempts a variety of projects from compliance with the statute. This project qualifies for a Statutory Exemption as defined in Section 15262 of the State CEQA Guidelines. When the project is implemented, it will be subject to future environmental evaluation.

Business Goal:

The contract amendment supports IEUA's business goal of Water Reliability, of implementing an integrated water resources management plan providing a reliable and cost-effective water supply and promoting sustainable water use throughout the region.

Attachments:

Attachment 1 - PowerPoint

Attachment 2 - Consultant Contract



CBEWP

**Chino Basin Conjunctive Use Environmental
Water Storage/Exchange Program**



Halla Razak, P.E., General Manager
Proposition 1 Water Storage Investment Program Update
May 2018



CBEWP

Chino Basin Conjunctive Use Environmental
Water Storage/Exchange Program

Project Capital Cost: \$372M

- 10 New wells and treatment facilities (including pipeline)
- Advanced Recycled Water Treatment Facilities (15,000 acre-feet)
- Pump Back Facilities to Metropolitan Water District system (50,000 acre-feet per year)

Project Operation

- Storage of advanced treated recycled water in the Chino Basin
- Through exchange
 - Release water to provide ecosystem benefits at the Delta
 - Pump stored water back to Metropolitan Water District



High Environmental Value

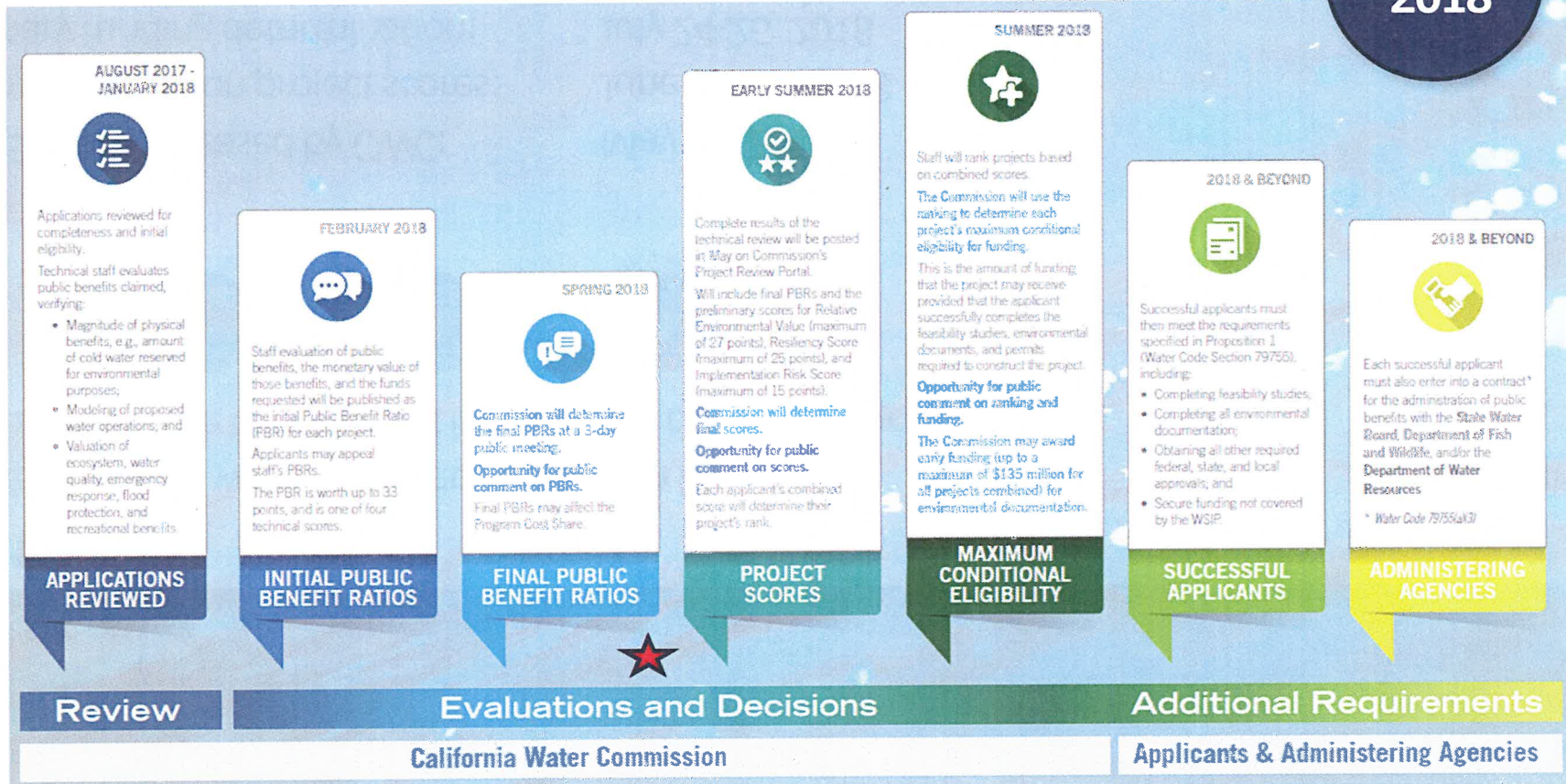
Pulse flows to Feather River to increase Chinook salmon population



CBEPWP

Chino Basin Conjunctive Use Environmental Water Storage/Exchange Program

2017
2018





CBEWP

Chino Basin Conjunctive Use Environmental
Water Storage/Exchange Program

Project Status

- Ecosystem benefits were approved by CWC on May 4th
- CBEWP remains the third highest in the public benefit category



Next Steps

- | | |
|---|------------------|
| • Project Scoring Released by CWC: | May 25, 2018 |
| • CWC final decision on project scores: | June 27-29, 2018 |
| • Preliminary funding determination: | July 24-26, 2018 |
| • Project Agreements: | Fall 2018 |



Maximum Eligible Funding: \$206.9M
55% of the project cost potentially funded



CBEWP

Chino Basin Conjunctive Use Environmental
Water Storage/Exchange Program

Project developed in partnership with The Nature Conservancy

Environmental Organizations in Support:

Environmental Defense Fund • American Rivers • Golden Gate Salmon Association • Golden Gate Fishermen's Association • Pacific Coast Federation of Fishermen's Association • Trout Unlimited

Local Agency Support:

Metropolitan Water District of Southern California • Cucamonga Valley Water District • Jurupa Community Services District • Monte Vista Water District • Western Municipal Water District • City of Chino Hills • City of Pomona • Chino Basin Watermaster • Chino Basin Desalter Authority • Santa Ana Watershed Project Authority • Regional Water Quality Control Board



Resilient
Climate independent water source dedicated for the environment



CBEWP

Chino Basin Conjunctive Use Environmental
Water Storage/Exchange Program

Key Future Activities

- Negotiation of contracts with State Water Contractor(s) and Department of Water Resources
- Refinement of Project Scope to support local needs
- Define Storage Agreement/Approach with Chino Basin Watermaster
- Additional funding considerations:
 - IEUA
 - Local agencies
 - Federal and State grants
 - MWD Local Resource Project
- Outreach



Low Implementation Risk

Traditional capital construction of facilities is low risk



CBEWP

Chino Basin Conjunctive Use Environmental
Water Storage/Exchange Program

Project Team

- IEUA staff
- The Nature Conservancy (TNC)
- GEI Consultants, Inc.
 - Mark Cowin, former Director of Department of Water Resources
 - Leo Winternitz, former Deputy Dir. Of CALFED Bay Delta Program, former Sr. Advisor of TNC
 - Technical Experts, Fishery Biologists and access to other specialists

Staff Recommendation

- Award contract amendment to GEI Consultants, Inc. for \$95,000, increasing total authorized contract amount to \$322,664.



*The project supports IEUA's business goal of **Water Reliability**, of implementing an integrated water resources management plan providing a reliable and cost-effective water supply and promoting sustainable water use throughout the region.*



Inland Empire Utilities Agency
A MUNICIPAL WATER DISTRICT

CONTRACT AMENDMENT NUMBER: 4600002389-004

FOR PROFESSIONAL SERVICES

CHINO BASIN ENVIRONMENTAL WATER PROGRAM

THIS CONTRACT AMENDMENT FOUR is made and entered into this 25th day of APRIL, 2018, by and between the Inland Empire Utilities Agency, a Municipal Water District, organized and existing in the County of San Bernardino under and by virtue of the laws of the State of California (hereinafter referred to interchangeably as "IEUA" and "Agency"), and GEI Consultants, Inc. of Woburn, MA (hereinafter referred to as "Consultant") for professional services related to Services for Proposition 1 Water Storage Investment Program (WSIP) Grant Application for Chino Basin Conjunctive Use & Environmental Water Storage/Exchange Program (e.g. Chino Basin Environmental Water Program), and shall revise the Contract as herein amended:

SECTION FOUR, SCOPE OF WORK AND SERVICES, ADDS THE FOLLOWING:
Consultant's additional services and responsibilities shall include and be in accordance with the following:

Subsection F. Reference **Exhibit F** which is attached hereto, referenced herein, and made a part hereof.

SECTION SIX, PAYMENT, INVOICING, AND COMPENSATION, IS REVISED TO ADD THE FOLLOWING:

Subsection G. As compensation for the additional Work performed under Contract Amendment-004, Agency shall pay Consultant a **NOT-TO-EXCEED MAXIMUM OF \$322,664.00** for all services satisfactorily provided during the term of this Contract. (This reflects an additional \$95,000.00 as requested by Consultant via **Exhibit F.**)

All Other Provisions Of This Contract Remain Unchanged, In Full Force, And Effect.

[Signature Page Immediately Follows]

Witnesseth, that the parties hereto have mutually covenanted and agreed as per the above Amendment items, and in doing so have caused this document to become incorporated into the Contract documents.

INLAND EMPIRE UTILITIES AGENCY:
(A MUNICIPAL WATER DISTRICT)

GEI CONSULTANTS, INC:

Halla H. Razak
General Manager

(Date)



Naser Bateni
Senior Vice President

4/25/18

(Date)

[Balance Of This Page Intentionally Left Blank]

EXHIBIT F

April 23, 2018

Ms. Sylvie Lee
Inland Empire Utilities Agency
6075 Kimball Avenue
Chino, California 91708



Consulting
Engineers and
Scientists

Re: GEI Contract #4600002389 – Professional Services Proposition 1 WSIP Grant

Dear Ms. Lee:

This letter is requesting amendment to GEI Contract #4600002389 (Contract) for Professional Services for the Inland Empire Utilities Agency (IEUA) Proposition 1 Water Storage and Investment Program (WSIP) Grant Application for the Chino Basin Environmental Water Program (CBEWP Grant). This amendment is in response to IEUA's request to provide additional professional services to address comments expected from the CWC during their review and scoring of IEUA's CBEWP Grant application. The requested amendment is as follows:

- Amend the contract price not-to-exceed from \$227,664 to \$322,664, an increase of \$95,000.
- Amend the scope of services to include the following work activities, which are to be performed on an as-needed basis upon direction from the IEUA Project Manager:
 - Support and attend upcoming meetings with CWC staff and CWC Board public workshops, including PBR Appeal Review Meeting in late April, Final Public Benefit Ratio (PBR) Public Meetings in early May, Application Score Meetings in late May or early June, and ROI Score Public Meetings in late June. And coordinate/support technical project meetings with IEUA staff to coordinate project activities.
 - Review and respond to CWC staff reviews of application and formulating responses to CWC comments, including CWC comments on the PBR, Total Applicant Score, and Return on Investment Score. This may involve additional refinement of project elements, additional project alternatives analysis, additional economics analysis, and additional project costs and benefits analysis.
 - Coordinate with project partner agencies, including State Water Project Contractor (SWPC) agencies and Chino Basin Watermaster, to further refine project elements connected to their systems, including analysis of and operating plans for recharge and delivery of water from the proposed project. This may involve evaluation of operations within Chino Basin, IEUA service area, SWP Contractor (e.g. MWDSC) service areas, and SWP service area. And may involve preparing outreach materials, such as presentations, letters, and brochures, and participating in meetings.
 - Coordinate with project advocates (i.e. NGOs) to further develop project elements and to develop additional support for the proposed project. This may involve preparing outreach materials such as presentations, letters, and brochures, and participating in meetings.
 - Continue to advance institutional arrangements with project partner agencies and regulatory agencies, which may include California Department of Fish and Wildlife, California Department of Water Resources (DWR), SWPCs, Chino Basin Watermaster, and State Water Resources Control Board.
 - Continue to assist IEUA with further development and advancement of proposed project components, as needed.
 - Include the option to retain outside expert consulting services for (i) SWP Operations Analysis, (ii) Water Transfer Analysis, and (iii) Water Transfer Economics. These services are estimated at \$5,000 per analysis, or \$15,000 total. This \$15,000 estimated price is included in the amended contract price above. These optional outside expert consulting services would be activated only upon approval by the IEUA Project Manager.

- The term of the contract is current through December 31, 2018 and does not require amendment at this time.

If you have any questions or require additional information, please contact me at 916-912-4792.

Sincerely,

A handwritten signature in cursive script, appearing to read "R. Putty".

Roger Putty, PE, PMP
Project Manager

cc Leo Winternitz

**ACTION
ITEM**

3B

Date: May 16, 2018

To: The Honorable Board of Directors

From: Halla Razak, General Manager

Committee: Engineering, Operations & Water Resources

#HR

05/09/18

Executive Contact: Chris Berch, Executive Manager of Engineering/AGM

Subject: Adoption of Resolution 2018-5-1, Regional Pretreatment Program Local Limits

Executive Summary:

Inland Empire Utilities Agency's (IEUA) Regional Pretreatment Program is designed to protect the regional water recycling plants, personnel, effluent and sludge from pass-through or interference from pollutants discharged by Significant Industrial Users (SIUs). The pretreatment program includes certain required elements, including local limits (permit discharge limits). IEUA's current local limits for the Regional Pretreatment Program were adopted in 2006. Due to changes in the National Pollutant Discharge Elimination System (NPDES) permit regulations, pretreatment program revisions and groundwater recharge regulations, Environmental Protection Agency (EPA) required IEUA to reevaluate its local limits. Following a detailed review by IEUA's consultant and member agencies, IEUA's revised local limits were submitted to the Regional Water Quality Control Board (RWQCB) in January 2018. In March 2018, the RWQCB notified IEUA that the local limits submission is a "non-substantial pretreatment program modification" and that IEUA can adopt its revised local limits. Pretreatment staff have met with all SIUs to discuss the planned changes and have confirmed that prior discharge data is in compliance with the proposed limits. Resolution No. 2018-5-1 establishes the updated local limits applicable to the regional sewerage system SIUs. Resolution No. 2018-5-1 will supersede Resolution 2006-11-4 for SIUs of the Regional System only.

Staff's Recommendation:

Adopt Resolution No. 2018-5-1, establishing the Regional Pretreatment Program Local Limits applicable to SIUs.

Budget Impact Budgeted (Y/N): Y Amendment (Y/N): N Amount for Requested Approval:

Account/Project Name:

Fiscal Impact (explain if not budgeted):

Prior Board Action:

On May 21, 2014, the IEUA's Board of Directors approved consulting services contract award to Arcadis for the Regional Pretreatment Program Local Limits Study.

On November 15, 2006, IEUA's Board of Directors adopted Resolution 2006-11-4 establishing Uniform Local Limits applicable to SIUs.

Environmental Determination:

Not Applicable

Business Goal:

The Regional Pretreatment Program Local Limits is consistent with the IEUA's Business Goal of Environmental Stewardship by meeting federal, state and local pretreatment regulations within the IEUA service area and safeguarding public health and the environment.

Attachments:

Attachment 1 - Background

Attachment 2 - PowerPoint

Attachment 3 - Resolution No. 2018-5-1

Background

Subject: Regional Pretreatment Program Local Limits Adoption

Inland Empire Utilities Agency's (IEUA) Regional Pretreatment Program is designed to protect the regional water recycling plants, personnel, effluent and sludge from pass-through or interference from pollutants discharged by Significant Industrial Users (SIUs). The pretreatment program includes certain required elements, including a system of administering legal authority (ordinance), a control mechanism (wastewater discharge permit), and local limits (permit discharge limits).

Local limits are site specific discharge limits to regulate SIUs developed per 40 CFR 403.5 (c) and 403.8 (f)(4). SIUs are defined as those businesses subject to federal categorical pretreatment regulations or industries that discharge a volume greater than 25,000 gallons per day or excessive loading defined in specific numeric terms by federal regulations. IEUA's Regional Pretreatment Program is required to regulate SIUs or any industry that has the potential to upset the regional water recycling plants. All other residential, commercial, non-permitted industrial dischargers or pollutant sources are considered background level and uncontrolled sources when developing local limits.

IEUA's current local limits for the Regional Pretreatment Program were adopted in 2006. In 2013, the Regional Water Quality Control Board (RWQCB) required IEUA to reevaluate its local limits based on the results of a Pretreatment Compliance Audit. This requirement was made based on findings that the IEUA had not reevaluated its local limits in several years. Additionally, changes in the NPDES permit limits, groundwater recharge regulations, improvements in the regional pretreatment program, reduction in permitted industries, and enhancement of the treatment processes at the IEUA's regional water recycling plants also justified the need to reevaluate the local limits.

In May 2014, IEUA retained Arcadis U.S. Inc. to provide consulting services to reevaluate and develop logical, technically based and defensible local limits that would be effective, enforceable, and applicable to all SIUs within the IEUA's service area.

The local limits evaluation process involves calculating the pollutant loading that can be received at each of the water recycling plant headworks, without exceeding specified criteria, such as NPDES permit limits, and then allocating the loading among controllable sources (SIUs) and uncontrollable sources (residential, commercial, and non-permitted industries).

The development of local limits involves the following steps:

- Identify potential pollutants of concern (POCs)
- Analyze historical wastewater and flow data
- Calculate maximum allowable headworks loadings (MAHLs) for each potential POC
- Perform sensitivity analyses to refine potential POCs
- Calculate allowable SIU loadings and determine allocation strategies for each POC

Based on the screening criteria above, data evaluation, and EPA guidance documents the consultant determined there were 29 potential POCs.

In April 2015, the draft local limits report was distributed to the Regional Pretreatment Committee members for review and comment. The comments received from the committee members were incorporated into the final report in June 2015.

In August 2015, IEUA submitted its local limits report to the RWQCB. Subsequently, in September 2015, IEUA received its draft NPDES permit from the RWQCB which included new limits for 2,3,7,8-TCDD (Dioxin). As a thorough review of Dioxin was not originally included in the local limits study, IEUA requested the RWQCB to delay its review of the local limits report until IEUA could conduct a thorough evaluation for Dioxin including sampling and source identification. IEUA has completed this evaluation and determined that Dioxin will not need to be assigned a local limit.

Additionally, the RWQCB has raised concerns with IEUA using fixed Total Dissolved Solids (TDS), for compliance determination. It is the opinion of the RWQCB that fixed TDS may underestimate the TDS concentration in discharges from SIUs with organic TDS in their wastewater. As part of the local limits addendum, IEUA proposes that the method for determining compliance for TDS at food processing industries be changed to TDS by summation.

IEUA also incorporated additional treatment plant and industry monitoring data from January 2015 through October 2016 to account for any impact from more recent monitoring data on the limits proposed in 2015. The 2016 updates are incorporated in the Table 1 addendum below.

Beginning in February 2017, IEUA experienced several daily and monthly average violations for two trihalomethane (THM) compounds Chlorodibromomethane and Bromodichloromethane at the Carbon Canyon Water Recycling Facility (CCWRF). As the precursor to these THM compounds is Bromide, IEUA conducted an extensive source control investigation which identified and eliminated Bromide discharges from several industries. Further assessment determined that once these sources were eliminated, a local limit for Bromide was not needed. While IEUA has been consistently meeting compliance with the THM discharge limits at CCWRF since July 2017, a review of the need for a local limit for Bromide further delayed the local limits addendum to the RWQCB.

Table 1 summarizes the POCs, current local limits, and proposed local limits after completion of the sensitivity analyses. For those POCs where a local limit is not recommended, pollutant monitoring will be conducted as part of the pretreatment compliance monitoring program.

In January 2018, IEUA submitted the addendum to the local limits report to the RWQCB as required by 40 CFR 403.18. In March 2018, the RWQCB notified IEUA that they consider the local limits submission a “Non-Substantial Pretreatment Program Modification” and that IEUA can adopt its revised local limits.

Table 1: Current Local Limits vs. Proposed Local Limits

Pollutants of Concern (POC)	Current Limits (mg/L)	Arcadis Proposed Limits (mg/L)	Updated Proposed Limits (mg/L)	Comments
Cadmium	2.8	--	2.8	Current Local Limit maintained to provide continued protection to the water recycling plants.
Chromium	60	2.79	2.52	Daily max; Based on CCWRF UCL
Copper	45	2.29	0.36	Daily max; Based on CCWRF UCL
Cyanide (free)	1.2	--	1.2	Current Local Limit maintained to provide continued protection to the water recycling plants.
Lead	14	1.38	1.26	Daily max; Based on CCWRF CFL (applied to contributory SIUs, Net Shapes and Envision Plastics); set alert level of 0.02 mg/L for other SIUs
Nickel	45	12.5	3.89	Daily max; Based on CCWRF CFL (applied to contributory SIUs, Evolution Fresh, Inland Powder, Jewlland-Freya, Net Shapes, OW Lee, Parco, Schlosser Forge, Sun Badge, and Envision Plastics); set alert level of 0.19 mg/L for other SIUs
Selenium	--	--	--	Monitor via IEUA monitoring program; work with Sun Badge to assess BMPs
Zinc	50	3.74	3.25	Daily max; Based on CCWRF UCL
Bis(2-Ethylhexyl) phthalate	--	--	--	Monitor via IEUA monitoring program
Chloride	--	--	--	Monitor via IEUA monitoring program
Hardness	--	--	--	Monitor via IEUA monitoring program
Manganese	--	--	--	Monitor via IEUA monitoring program
pH	>5.0 and <12.5	>5.0 and <12.5	>5.0 and <12.5	Instantaneous limit based on pH standard unit
Sodium	--	--	--	Monitor via IEUA monitoring program
Sulfate	--	--	--	Monitor via IEUA monitoring program
Total Dissolved Solids (TDS)*	800/550	800/550	800/550	Monthly average and measured as TDS (by summation)
2,3,7,8-TCDD (equivalents)	--	--	--	Monitor via IEUA monitoring program
Bromide**	--	--	--	Monitor via IEUA monitoring program

Notes:

mg/L = milligrams per liter;

* = TDS limits for existing SIUs and new SIUs, an industry in operation and discharging to the Regional Sewerage System at the time of the Local Limits Resolution 2006-11-4 adoption is considered existing. Industries not meeting the Existing Industry definition shall be considered a New Industry.

TDS by summation shall be calculated as follows: (Alkalinity * 0.6) + Na + K + Ca + Mg + Cl + SO₄ + Silica + (NO₃-N * 4.43) + F

** = Bromide as surrogate for parameter for Chlorodibromomethane and Dichlorobromomethane

Regional Pretreatment Program Local Limits Adoption



Why Reevaluate Local Limits

- Pretreatment program requirement
- Current local limits adopted in 2006
- Local limits revision needed due to changes in:
 - Pretreatment Program
 - NPDES permit regulations
 - Groundwater recharge regulations

Local Limit Objectives

- Protects Regional Water Recycling Plants and beneficial reuse
- Technically based/defensible
- Supplement federal categorical limits & ordinance prohibitions
- Minimize impact on industrial users
- Easy to administer

Proposed Local Limits

- Identified 31 Pollutants of Concern (POC)
- Calculate maximum loadings for POC entering treatment plants
- Allowance for safety and growth
- Refine POC & calculate limit for industries
- Applicable to Significant Industrial Users

Proposed Local Limits

Pollutant of Concern	Current Limit (mg/L)	Proposed Limit (mg/L)
Cadmium	2.8	2.8
Chromium	60	2.52
Copper	45	0.36
Cyanide (free)	1.2	1.2
Lead	14	1.26
Nickel	45	3.89
Zinc	50	3.25
pH	>5.0 and <12.5	>5.0 and <12.5
Total Dissolved Solids (TDS)*	800/550	800/550

* TDS limits for existing and new SIUs

Recommendation

- Adopt Resolution No. 2018-5-1, establishing the Regional Pretreatment Program Local Limits applicable to Significant Industrial Users.

The Regional Pretreatment Program Local Limits are consistent with **IEUA's Business Goal of Environmental Stewardship** by meeting federal, state and local pretreatment regulations within the IEUA service area and safeguarding public health and the environment.

RESOLUTION NO. 2018-5-1

RESOLUTION OF THE BOARD OF DIRECTORS OF THE INLAND EMPIRE UTILITIES AGENCY, A MUNICIPAL WATER DISTRICT, IN SAN BERNARDINO COUNTY, CALIFORNIA, ESTABLISHING LOCAL LIMITS APPLICABLE TO THE REGIONAL SEWERAGE SYSTEM SIGNIFICANT INDUSTRIAL USERS.

WHEREAS, Inland Empire Utilities Agency, a Municipal Water District (“IEUA”) is a municipal water district established pursuant to Section 71000 et seq. of the California Water Code; and

WHEREAS, the Board of Directors of the IEUA, adopted Regional Wastewater Ordinance No. 97, an Ordinance regulating the availability and use of the Regional Sewerage System; and

WHEREAS, section 2.3 of Ordinance No. 97 provides for the establishment and implementation of pollutant limitations that are technically developed as Local Limits pursuant to 40 Code of Federal Regulations 403.5(c); and

WHEREAS, limitations and requirements are necessary to assure compliance with IEUA’s National Pollutant Discharge Elimination System (NPDES) Permit, including the prohibition against pass through of any pollutants that can cause a violation of the NPDES Permit or cause an interference with the IEUA’s Publicly Owned Treatment Works (POTW); and

WHEREAS, pollutant limitations and requirements shall be continually developed as necessary and shall be adopted by Resolution;

NOW, THEREFORE, the Board of Directors of IEUA hereby establishes, determines and orders:

SECTION 1.

The Local Limits applicable to Significant Industrial Users (SIUs) pursuant to the Regional Wastewater Ordinance shall be as follows:

Pollutant of Concern ¹	Local Limit (mg/L) ²	Type of Limit
Cadmium	2.8	Daily Maximum
Chromium	2.52	Daily Maximum
Copper	0.36	Daily Maximum
Cyanide (free)	1.2	Instantaneous
Lead	1.26	Daily Maximum
Nickel	3.89	Daily Maximum
Zinc	3.25	Daily Maximum
pH	>5.0 and <12.5	Instantaneous
Total Dissolved Solids (TDS) ³	800/550 ⁴	Daily Maximum

Notes:

1. Users subject to Federal Categorical Pretreatment Standards may be required to meet more stringent discharge limitations.
2. mg/L = milligrams per liter;
3. TDS by summation shall be calculated as follows: $(\text{Alkalinity} * 0.6) + \text{Na} + \text{K} + \text{Ca} + \text{Mg} + \text{Cl} + \text{SO}_4 + \text{Silica} + (\text{NO}_3\text{-N} * 4.43) + \text{F}$;
4. TDS limits for existing SIUs/new SIUs. An industry in operation and discharging to the Regional Sewerage System at the time of the Local Limits Resolution 2006-11-4 adoption is considered Existing. Industries not meeting the Existing Industry definition shall be considered a New Industry.

SECTION 2.

The Local Limits established by this Resolution shall become effective immediately and Resolution 2006-11-4 is hereby rescinded in its entirety.

ADOPTED this 16th day of May 2018.

Steven J. Elie
President of the Inland Empire Utilities Agency*
and the Board of Directors thereof

ATTEST:

Jasmin A. Hall
Secretary/Treasurer of the Inland Empire Utilities
Agency* and the Board of Directors thereof

STATE OF CALIFORNIA)
COUNTY OF) SS
SAN BERNARDINO)

I, Jasmin A. Hall, Secretary/Treasurer of the Inland Empire Utilities Agency, DO
HEREBY CERTIFY that the foregoing Resolution being No. 2018-5-1, was adopted at an
adjourned regular Board Meeting on May 16, 2018, of said Agency by the following vote:

AYES:

NOES:

ABSTAIN:

ABSENT:

Jasmin A. Hall
Secretary/Treasurer of the Inland Empire
Utilities Agency* and the Board
of Directors thereof

*A Municipal Water District

(SEAL)

**ACTION
ITEM**

3C

Date: May 16, 2018

To: The Honorable Board of Directors

From: Halla Razak, General Manager

HHR

Committee: Engineering, Operations & Water Resources

05/09/18

Finance & Administration

05/09/18

Executive Contact: Chris Berch, Executive Manager of Engineering/AGM

Subject: Fiscal Year 2018-2027 Ten Year Capital Improvement Plan

Executive Summary:

Each year, the Inland Empire Utilities Agency submits a ten year forecast of capacity demands and capital projects called the Ten Year Capital Improvement Plan (TYCIP) to the Regional Technical and Policy Committees. The current TYCIP identifies projects for the fiscal years of 2018-2027 and includes new equivalent dwelling unit forecasts for wastewater connections, wastewater strength and flow forecasts, a description of planned capital projects, including any necessary facility expansions, major asset replacement and rehabilitation, and major capital equipment purchases. Although the TYCIP is a planning level document, it is instrumental in the development of project budgets consistent with the proposed FY 2018-19 amended budget. Major projects in the TYCIP include: construction of wastewater solids handling facility and expansion of liquids treatment at Regional Water Recycling Facility No. 5; asset management projects at Carbon Canyon Wastewater Recycling Facility, Regional Water Recycling Facility No. 4, and throughout the regional sewer system; and groundwater basin improvements per the 2013 Recharge Master Plan Update. The TYCIP has been presented to and approved by the Regional Technical and Policy Committees.

Staff's Recommendation:

Adopt the proposed Fiscal Year 2018-2027 Ten Year Capital Improvement Plan.

Budget Impact *Budgeted (Y/N):* N *Amendment (Y/N):* N *Amount for Requested Approval:*

Account/Project Name:

Fiscal Impact (explain if not budgeted):

Prior Board Action:

On May 18, 2016, the IEUA Board of Directors adopted the Fiscal Year 2016/17 - 2025/26 Ten Year Capital Improvement Plan.

On April 11, 2018, the draft Fiscal Year 2018/19 - 2027/28 Ten Year Capital Improvement Plan was presented to the IEUA Board of Directors.

Environmental Determination:

Not Applicable

Business Goal:

The TYCIP covers many programs and projects that directly align with several Agency Business Goals, including Water Reliability, Wastewater Management, Environmental Stewardship, and Fiscal Responsibility.

Attachments:

Attachment 1 - PowerPoint

Attachment 2 - TYCIP can be viewed at the following link:

<https://www.ieua.org/regional-technical-committee/>

Fiscal Year 2018-2027 Ten Year Capital Improvement Plan

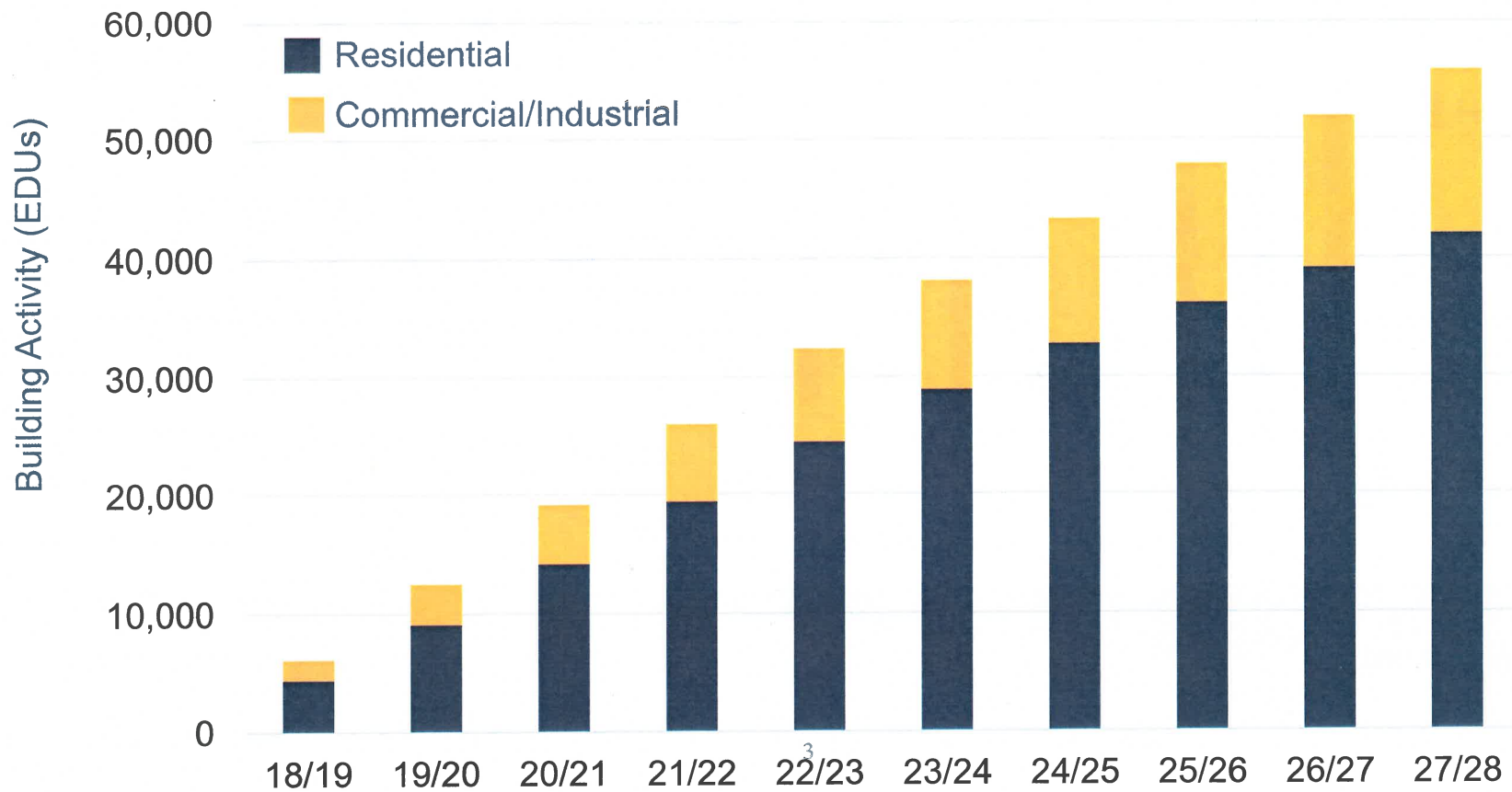


Key Drivers of the Fiscal Year 18/19 Ten Year Capital Improvement Plan

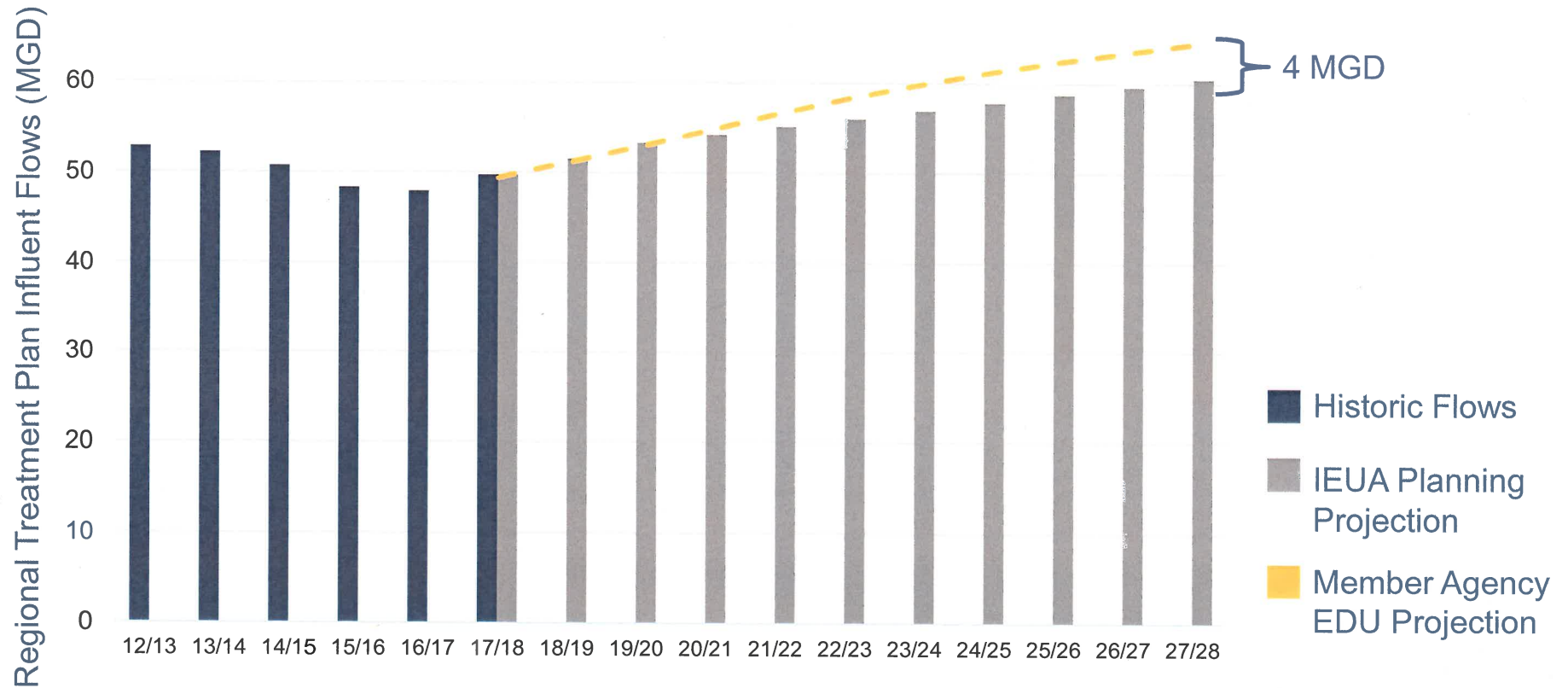
- Member Agency growth projections
- Current wastewater influent flows and concentrations
- Contributing Documents:
 - 2013 Recharge Master Plan Update
 - 2015 Wastewater Facilities Master Plan Update
 - 2015 Recycled Water Program Strategy Update
 - 2015 Energy Management Plan
 - 2016 Integrated Resources Plan
 - 2016 Water Use Efficiency Business Plan

New Equivalent Dwelling Unit (EDU) Forecast

(2017 Member Agency Forecast Data - Cumulative)



Fiscal Year 18/19-27/28 Wastewater Flow Projections



Major Treatment Facility Capacity/Expansion Project

Estimated Treatment Plant Expansion Schedule

Ten Year Capital Improvement
Planning Window

Description	15/20	20/25	25/30	30/35	Total Cost
RP-1 Liquids Capacity Recovery			■ ■ ■ ■ ■ ■ ■ ■ ■ ■	■ ■ ■ ■ ■ ■ ■ ■ ■ ■	\$182 M
RP-1 Solids Treatment Expansion			■ ■ ■ ■ ■ ■ ■ ■ ■ ■	■ ■ ■ ■ ■ ■ ■ ■ ■ ■	\$45 M
RP-2 Decommissioning				■ ■ ■ ■ ■ ■ ■ ■ ■ ■	\$30 M
RP-5 Liquid Treatment Expansion	■ ■ ■ ■ ■ ■ ■ ■ ■ ■	■ ■ ■ ■ ■ ■ ■ ■ ■ ■			\$160 M
RP-5 Solids Treatment Facility	■ ■ ■ ■ ■ ■ ■ ■ ■ ■	■ ■ ■ ■ ■ ■ ■ ■ ■ ■	■ ■ ■ ■ ■ ■ ■ ■ ■ ■	■ ■ ■ ■ ■ ■ ■ ■ ■ ■	\$165 M

Ten Year Capital Improvement Plan Budget Summary


- Fiscal Year 17/18 TYCIP: \$717 Million
- Fiscal Year 18/19 TYCIP: \$716 Million
- No major deviations in capital improvement projects
- Major Capital Projects in the TYCIP:
 - Construction of Regional Treatment Plant No. 5 Solids & Liquids Expansion
 - Regional Treatment Plant No. 1 Capacity Recovery/Expansion Design completion by 2028
 - Includes asset repair and replacement program for all systems

Ten Year Capital Improvement Plan Budget Summary by Fund

Fund Description	FY 18/19 TYCIP Total
Administrative Services Fund	\$13.5 M
Non-Reclaimable Wastewater Fund	\$18.1 M
Regional Capital Wastewater Improvement Fund	\$472.5 M
Regional Wastewater Operations and Maintenance	\$89.1 M
Recharge Water Fund	\$27.3 M
Recycled Water Fund	\$95.0 M
TOTAL	\$715.5 M

Fiscal Year 18/19 Ten Year Capital Improvement Plan Adoption Schedule

- ✓ 3/29/18 Info Item to Tech Committee
- ✓ 4/04/18 Info item to IEUA Committees
- ✓ 4/05/18 Info Item to Policy Committee
- ✓ 4/11/18 Info item to IEUA Board
- ✓ 4/26/18 Action item to Tech Committee
- ✓ 5/03/18 Action item to Policy Committee
- ✓ 5/09/18 Action item to IEUA Committees
- 5/16/18 Action item to IEUA Board



Recommendation

- Adopt the proposed Fiscal Year 2018-2027 Ten Year Capital Improvement Plan.

The TYCIP covers many programs and projects that directly align with several Agency Business Goals, including ***Water Reliability, Wastewater Management, Environmental Stewardship, and Fiscal Responsibility.***

**INFORMATION
ITEM**

4A

Grants Department Semi-Annual Update



Grant & SRF Loan Funding Programs Overview

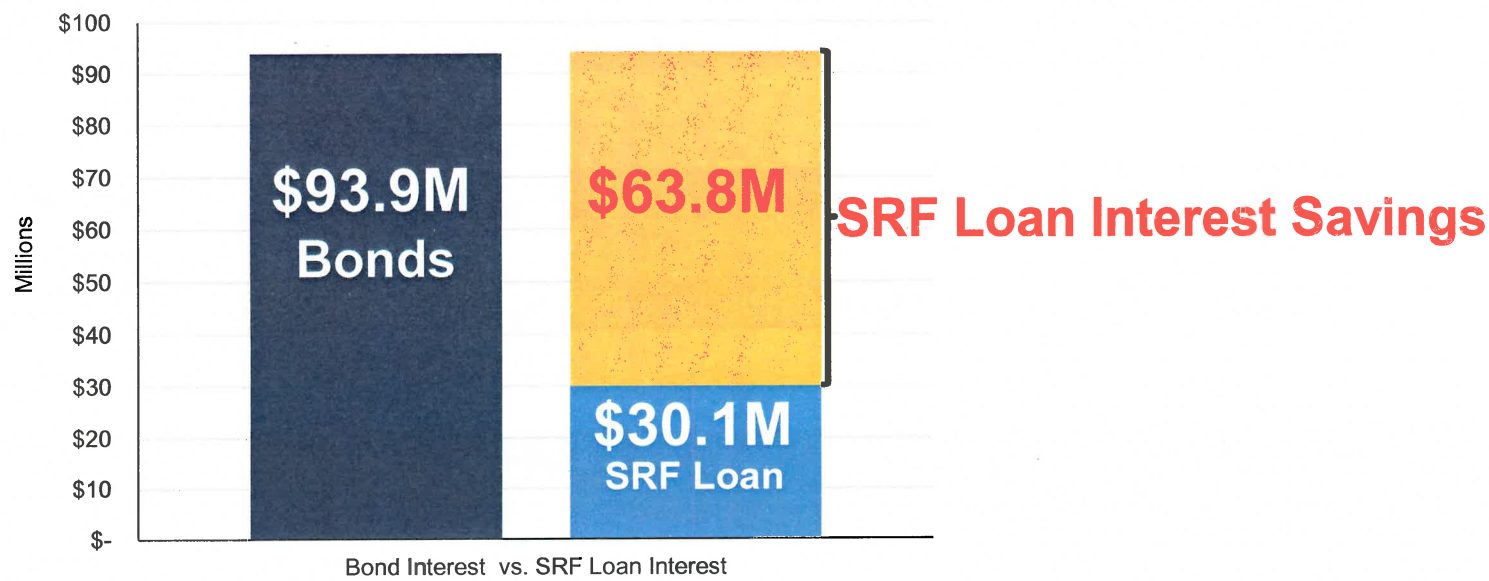
2000 – Present (\$Millions)

Program	State Grant	Federal Grant	SRF Loan	Total
Recycled Water	\$48.2	\$20.7	\$115.0	\$183.9
Wastewater	\$7.6	-	\$50.8	\$58.4
Groundwater	\$65.8	\$2.9	-	\$68.7
Drinking Water	\$116.5	\$25.6	-	\$142.1
Water Conservation	\$9.3	\$0.6	-	\$9.9
Renewable Energy	\$5.4	\$4.9	-	\$10.3
Total	\$252.8	\$54.7	\$165.8	\$473.3

	State Grant	Federal Grant	SRF Loan	Total
Completed Funding Agreements	\$156.2	\$27.1	\$112.7	\$296.0
Open Funding Agreements	\$96.6	\$27.6	\$53.1	\$177.3
Subtotal	\$252.8	\$54.7	\$165.8	\$473.3
Applications Pending/Submitted	\$489.3	\$1.6	\$579.4	\$1,070.3
Total	\$742.1	\$56.3	\$745.2	\$1,543.6

SRF Loan Interest Savings (\$Millions)

Funding	Interest Rate	Principal	Interest Cost
Bonds	4.07%	\$165.8	\$93.9
SRF Loan	1.70%		\$30.1
Savings			\$63.8



Recycled Water Funding Program (\$Millions)

Completed Funding Agreements:

Project	Benefit (AFY)	State Grant	Federal Grant	SRF Loan	Total
IEUA Recycled Water Distribution System	10,000	\$69.0	-	\$115.0	\$184.0
Total	10,000	\$69.0	-	\$115.0	\$184.0

Current Funding Activities:

Project	Benefit (AFY)	State Grant	Federal Grant	SRF Loan	Total
San Sevaine Basin Improvements	1,500	\$2.5	-	\$1.2	\$3.7
Napa Lateral Project	500	\$2.5	-	\$3.6	\$6.1
RP-1 1158 Pump Station Upgrade	1,181	\$2.5	-	\$5.4	\$7.9
RP-RW Pipeline Bottleneck	100	\$1.4	-	\$1.4	\$2.8
Pressure Sustaining Valve Installation		\$0.4	-	\$0.4	\$0.8
Baseline Extension (Village of Heritage)	105	\$2.5	-	\$2.9	\$5.4
City of Ontario RW Pipeline	2,000	\$2.5	-	\$20.1	\$22.6
Total	5,386	\$14.3	-	\$35.0	\$49.3

 Funding Award Secured

Groundwater Funding Program (\$Millions)

Completed Funding Agreements:

Project	Benefit (AFY)	State Grant	Federal Grant	SRF Loan	Total
Chino Basin Recharge Facilities Improvement I & II	5,000	\$19.0	-	-	\$19.0
	5,000	\$19.0	-	-	\$19.0

Current Funding Activities:

Project	Benefit (AFY)	State Grant	Federal Grant	SRF Loan	Total
San Sevaine Basin	2,142	\$0.8	\$0.4	\$1.7	\$2.9
Lower Day Basin	789	\$0.8	\$0.4	\$2.9	\$4.1
RP-3 Basin	3,042	\$0.7	\$0.3	\$0.4	\$1.4
Wineville & Jurupa Basins	2,796	\$7.5	\$0.8	\$6.7	\$15.0
Montclair Basin	96	-	\$0.6	\$1.2	\$1.8
Victoria Basin	195	-	\$0.2	-	\$0.2
Prop 1 Water Storage Program	-	\$480.0	-	-	\$480.0
	9,060	\$489.8	\$2.7	\$12.9	\$505.4

 Funding Award Secured

Wastewater Treatment Funding Program (\$Millions)

Completed Funding Agreements:

Project	Benefit (AFY)	State Grant	Federal Grant	SRF Loan	Total
RP-1 Dewatering Facility	-	-	-	\$24.7	\$24.7
	-	-	-	\$24.7	\$24.7

Current Funding Activities:

Project	Benefit (AFY)	State Grant	Federal Grant	SRF Loan	Total
New Water Quality Lab	-	\$1.3	-	\$23.4	\$24.7
RP-1/RP-5 Planning/Design	-	\$0.5	-	-	\$0.5
RP-5 Expansion	-	-	-	\$325.0	\$325.0
RP-1 Expansion	-	-	-	\$213.0	\$213.0
	-	\$1.8	-	\$561.4	\$563.2

 Funding Award Secured

Drinking Water Funding Program (\$Millions)

Completed Funding Agreements:

Project	Benefit (AFY)	State Grant	Federal Grant	SRF Loan	Total
CDA I Expansion / CDA II Construction	30,000	\$39.0	-	-	\$39.0
	30,000	\$39.0	-	-	\$39.0

Current Funding Activities:

Project	Benefit (AFY)	State Grant	Federal Grant	SRF Loan	Total
CDA II Expansion	10,000	\$53.0	\$23.0	-	\$76.0
TCE Plume Cleanup		\$11.4	\$3.0	-	\$14.4
	10,000	\$64.4	\$26.0	-	\$90.4

 Funding Award Secured

**INFORMATION
ITEM**

4B

Date: May 16, 2018

To: The Honorable Board of Directors

From: Halla Razak, General Manager

Committee: Engineering, Operations & Water Resources

05/09/18

RL for MR

Executive Contact: Chris Berch, Executive Manager of Engineering/AGM

Subject: RP-5 Liquids Treatment Expansion Membrane Bio-Reactor Pre-Selection Request for Proposal Update

Executive Summary:

In January 2018, the RP-5 Expansion Project team conducted the 30% design submittal workshops, a week long event to review the main concepts of the RP-5 Expansion design. With the completion of the 30% design, the project team had an appropriate level of information to begin assembling the Request for Proposals (RFP's) for the pre-selection of the major pieces of equipment for the RP-5 Expansion Project.

On April 3, 2018, IEUA released the RFP for the pre-selection of the Membrane Bio-Reactor (MBR) System for the RP-5 Liquids Treatment Expansion. IEUA will receive the equipment manufacturers proposals for the pre-selection of the MBR system on May 22, 2018. An evaluation team will review the received proposals and evaluate/score them before recommending award by the Board of Directors in July 2018.

The total MBR system cost is anticipated to be in the range of \$15,000,000 to \$20,000,000 and will be part of the contract with the successful general contractor. An initial contract with the equipment supplier, for \$300,000, will be required for engineering services during design to ensure that the equipment is properly incorporated into the project documents.

Staff's Recommendation:

This is an informational item for the Board of Directors.

Budget Impact Budgeted (Y/N): Y Amendment (Y/N): N Amount for Requested Approval:

Account/Project Name:

EN19001/RP-5 Liquids Treatment Expansion

Fiscal Impact (explain if not budgeted):

None.

Prior Board Action:

On May 17, 2017, IEUA Board of Directors approved a consulting engineering services contract amendment for the design of the RP-5 Liquids Expansion and Solids Treatment Facility to Parsons Water & Infrastructure, Inc., for the not-to-exceed amount of \$17,993,680.

On March 15, 2017, the Board of Directors adopted the RP-1 and RP-5 Expansion Preliminary Design Report.

Environmental Determination:

Program Environmental Impact Report (Finding of Consistency)

Staff is currently completing a Finding of Consistency with IEUA's Program Environmental Impact Report and a CEQA Plus evaluation for potential SRF Loan Funding.

Business Goal:

The RP-5 Liquids Treatment Expansion Project is consistent with IEUA's Business Goal of Wastewater Management, specifically the Water Quality objective that IEUA will ensure that Agency systems are planned, constructed, and managed to protect public health, the environment, and meet anticipated regulatory requirements.

Attachments:


Attachment 1 - PowerPoint

Attachment 2 - RFP [Click to Download](#) for the pre-selection of the MBR System for the RP-5 Liquids Expansion

RP-5 Liquids Treatment Expansion Project

Membrane Bio-Reactor Pre-Selection Request for Proposal Update

Project No. EN19001



Jason Marseilles, P.E.
May 2018

Membrane Bio-Reactor Request for Proposal Background

Preliminary Design Report Outlined Process for Pre-Selection of Major Equipment:


- Aeration Diffusers
- Aeration Process Blowers
- Dewatering Centrifuges
- Fine Screens
- **Membrane Bio-Reactor (MBR) System**
- Rotary Drum Thickeners
- Ultraviolet (UV) Disinfection System




Membrane Bio-Reactor Location




Membrane Bio-Reactor Scope of Supply



Membranes, Filtrate Piping, and Air Scour Piping



Filtrate and Backpulse Pumps



Air Scour Blowers

Membrane Bio-Reactor Request for Proposal Details




*Visalia Water Recycling Facility
Membrane Bio-Reactor System*

- Pre-Selection Agreement
 - Price Guarantee
 - Purchase through General Contractor
- Selection Criteria
 - Capital Cost
 - Life Cycle Cost
 - Experience and Qualifications
- Qualifications
 - (3) 10 MGD Installs Worldwide with (2) Years Operation
 - (1) 3 MGD Install in US/Canada with (5) Years Operation

Membrane Bio-Reactor Request for Proposal Details (Continued)

- Warranty
 - 10 Years for Membranes
 - 5 Years for Equipment
- Optional Maintenance Service Contract
 - 5 to 20 Years
- Future Membrane Price Guarantee
- Performance Guarantee
 - Water Quality
 - Equipment Performance



*Visalia Water Recycling Facility
Pump Dry Well*

Membrane Bio-Reactor Cost and Schedule

Membrane Bio-Reactor Milestones	Date
Design	
RFP Release	April 3, 2018
Proposal Due Date	May 22, 2018
Board Award	July 18, 2018
Submittals Due	January 2019
RP-5 Expansion Design Completion	June 2019
Construction	
Construction Contract Award	December 2019
Phase I System Startup	July 2021
Phase II System Startup	August 2022
Construction Completion	December 2022

- Engineering Services During Design: \$300k Stipend
- Total MBR System Cost: \$15-\$20M (Equipment, Materials, Controls, & Start-up)
- Costs are within the RP-5 Liquids Treatment Expansion Budget

The RP-5 Liquids Treatment Expansion Project is consistent with **IEUA's Business Goal of Wastewater Management**, specifically the Water Quality objective that IEUA will ensure that Agency systems are planned, constructed, and managed to protect public health, the environment, and meet anticipated regulatory requirements.

**INFORMATION
ITEM**


4C

Engineering and Construction Management Project Updates



EN17006 – Carbon Canyon Water Recycling Facility Asset Management and Improvements

- **Project Goal:** Provide improvements to the preliminary, primary, and secondary treatment processes
- **Current Phase:** Predesign
- **Design Engineer:** CDM Smith
- **Contract Amount:** \$3.6 M
 - Amendments: \$0/0.0%
- **Total Project Budget:** \$23.4 M
- **Project Completion:** September 2021
- **Percentage Complete:** 15%
- **Current Activities:**
 - Predesign and peer review



Aeration Blowers: End of Service Life, No Back-Up



Gate Upstream of Headworks: Failed to Open

EN18006 – Regional Water Recycling Plant No. 1 Flare Improvements

- **Project Goal:** Compliance, safety, performance, and reliability
- **Current Phase:** Design
- **Design Engineer:** Lee & Ro, Inc.
- **Contract Amount:** \$378 K
 - Amendments: \$0/0.0%
- **Total Project Budget:** \$5.38 M
- **Project Completion:** November 2019
- **Percentage Complete:** 15%
- **Current Activities:**
 - Evaluation of flare layout alternatives
 - Review code compliance, maintenance access



Aereon Flares – City of Riverside




RP-1 Candlestick Flare

EN14042 – Regional Water Recycling Plant No. 1 1158 Recycled Water Pump Station Upgrades

- **Project Goal:** Increase pump capacity for enhanced recycled water delivery
- **Current Phase:** Design
- **Design Engineer:** Stantec
- **Contract Amount:** \$428 K
 - Amendments: \$106,518/19.9%
- **Total Project Budget:** \$7.9 M
- **Project Completion:** December 2019
- **Percentage Complete:** 40%
- **Current Activities:**
 - 85% design phase
 - Contractor prequalification




RP-1 Recycled Water Pumps



RP-1 Recycled Water Surge Tanks

EN17067 - Declez Monitoring Well Project

- **Project Goal:** Maintain regulatory requirements for ground water recharge
- **Current Phase:** Construction
- **Contractor:** Yellow Jacket Drilling
- **Contract Amount:** \$243 K
 - Agency Requested: \$0/0%
 - Changed Conditions: \$0/0%
- **Total Project Budget:** \$400 K
- **Project Completion:** April 2018
- **Percentage Complete:** 95%
- **Current Activities:**
 - Install well pump, level transducer, and vault cover



Initial Drilling to Install 50-foot Casing



Main Rig to Drill to 350-feet

EN13048 – Regional Water Recycling Plant No. 1 Power System Upgrades Phase II

- **Project Goal:** Expand the power system at RP-1
- **Current Phase:** Construction
- **Contractor:** Henkels & McCoy
- **Contract Amount:** \$358,813
 - Agency Requested: \$0/0%
 - Changed Conditions: \$0/0%
- **Total Project Budget:** \$1.6 M
- **Project Completion:** October 2018
- **Percentage Complete:** 10%
- **Current Activities:**
 - Pre-construction and shop drawing review



12-KV Switchboard will be Expanded



Outdated 480V Switchboard Board will be Replaced

EN17014 – Non Reclaimable Wastewater System Manhole Upgrades

- **Project Goal:** Replace nine deteriorated manhole frames and covers
- **Current Phase:** Project acceptance
- **Contractor:** Ferreira Construction
- **Contract Amount:** \$82 K
- **Change Orders:** \$0/0%
 - Agency Requested: \$0/0%
 - Changed Conditions: \$0/0%
- **Total Project Budget:** \$350 K
- **Project Completion:** February 2018
- **Percentage Complete:** 100%
- **Current Activities:**
 - Notice of Completion was filed
 - Labor compliance audit was requested



New Concrete Manhole Collar



New GMI Manhole Installation

**INFORMATION
ITEM**

4E

Date: May 16, 2018

To: The Honorable Board of Directors

Committee: Finance & Administration

From: Halla Razak, General Manager

05/09/18

Executive Contact: Christina Valencia, Executive Manager of Finance & Administration/AGM

Subject: Treasurer's Report of Financial Affairs

Executive Summary:

The Treasurer's Report of Financial Affairs for the month ended March 31, 2018 is submitted in a format consistent with the State requirement.

For the month of March 2018, total cash, investments, and restricted deposits of \$206,779,616 reflects an increase of \$4,664,698 compared to the total of \$202,134,918 reported for February 2018. The increase can be attributed to higher Capital Capacity Reimbursement Account (CCRA) deposits held by member agencies and State Revolving Fund (SRF) loan receipts for the new laboratory. The average days of cash on hand for the month ended March 31, 2018 remains at 267 days with no change from prior month.

The Agency's investment portfolio yield in March 2018 was 1.434%, an increase of 0.064% compared to the February yield of 1.370%. The increase was due to yield gained from Local Agency Investment Fund (LAIF), California Asset Management Program (CAMP), and CalTrust accounts.

Staff's Recommendation:

The Treasurer's Financial Affairs Report for the month ended March 31, 2018 is an informational item for the Board of Director's review.

Budget Impact *Budgeted (Y/N):* N *Amendment (Y/N):* N *Amount for Requested Approval:*

Account/Project Name:

Fiscal Impact *(explain if not budgeted):*

Interest earned on the Agency's investment portfolio increases the Agency's overall reserves.

Prior Board Action:

On April 18, 2018, the Board of Directors approved the Treasurer's Financial Affairs Report for the month ended February 28, 2018.

Environmental Determination:

Not Applicable

Business Goal:

The Financial Affairs report is consistent with the Agency's Business Goal of Fiscal Responsibility in providing financial reporting that accounts for cash and investment activities to fund operating requirements and to optimize investment earnings.

Attachments:

- Attachment 1 - Mar. 18 Financial Affairs - Background
- Attachment 2 - Mar. 18 Financial Affairs - Powerpoint
- Attachment 3 - Mar. 18 Financial Affairs Report

Background

Subject: Treasurer's Report of Financial Affairs

The Treasurer's Report of Financial Affairs for the month ended March 31, 2018 is submitted in a format consistent with State requirements. The monthly report denotes investment transactions that have been executed in accordance with the criteria stated in the Agency's Investment Policy (Resolution No. 2018-2-5).

Agency total cash, investments, and restricted deposits for the month ended March 31, 2018 was \$206.8 million, an increase of \$4.7 million from the \$202.1 million reported for the month ended February 28, 2018. The increase was primarily due to the timing of collections from customers partially offset by debt service payments.

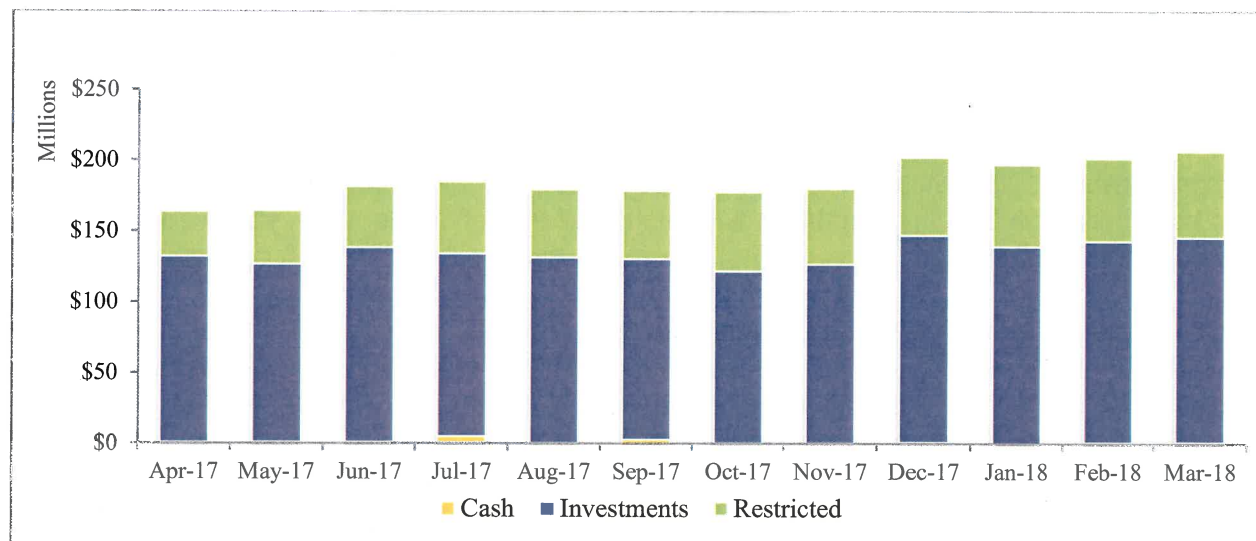
Pursuant to a duly authorized and executed investment advisory contract, Inland Empire Utilities Agency investment manager, PFM Asset Management LLC has been delegated the authority to select, buy and sell investments on IEUA's behalf beginning in April 2018.

Table 1 represents the Agency portfolio, by authorized investment and duration, with total portfolio amount of \$144.8 million. The Agency portfolio excludes restricted deposits in the amount of \$61.1 million held by member agencies and with fiscal agents.

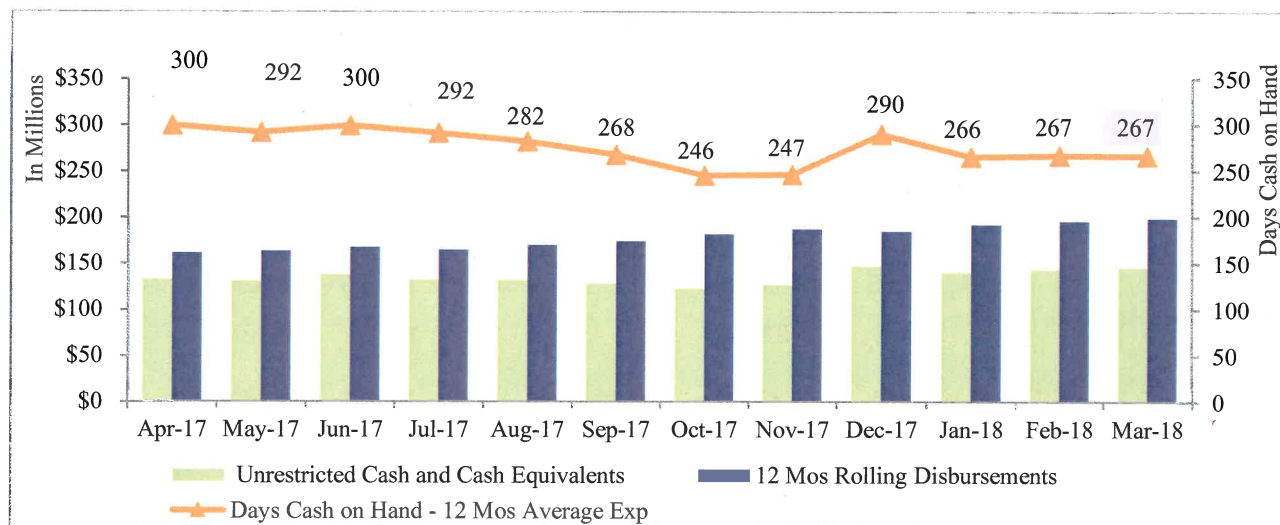
Table 1: Agency Portfolio

Authorized Investments	Allowable Threshold (\$ million or %)	Investment Value as of March 31, 2018 (\$ million)				Average Yield	Portfolio % (Unrestricted)
		Under 1 Year	1-3 Years	Over 3 Years	Total		
LAIF	\$65	\$42.37			\$42.37	1.52%	29.26%
CalTrust	n/a	\$15.28	\$5.99		\$21.27	1.95%	14.69%
CAMP	n/a	\$23.36			\$23.36	1.62%	16.14%
Citizens Business Bank – Sweep	40%	\$22.28			\$22.28	0.70%	15.39%
Brokered Certificates of Deposit	30%	\$0.97	\$0.24		\$ 1.21	1.73%	0.83%
Medium Term Notes	30%	\$9.57	\$1.50		\$11.07	1.32%	7.65%
Municipal Bonds	10%		\$1.00		\$ 1.00	1.75%	0.69%
US Treasury Notes	n/a		\$1.99		\$ 1.99	1.35%	1.38%
US Gov't Securities	n/a	\$8.10	\$12.14		\$20.24	1.33%	13.97%
Total		\$121.93	\$22.86	\$0.00	\$144.79	1.43%	100.00%

For the month of March 2018, total cash, investments, and restricted deposits reflects an increase of \$4.7 million compared to the February 2018 total, as reported in Figure 1. Unrestricted cash and cash equivalents increased by \$2.2 million from the prior month, and restricted cash slightly increased by \$2.5 million.

Figure 1: Cash, Investments, and Restricted Deposits

Average days cash on hand is calculated using the monthly ending balance of unrestricted cash and cash equivalents divided by disbursements associated with operating expenses, debt service, and capital expenditures as recorded in the Agency's cash flow. The average days of cash on hand for the month ended March 31, 2018 remains at 267 days no change from prior month. as shown in Figure 2.

Figure 2: Days Cash on Hand – 12 Month Rolling Average

Monthly cash and investment summaries are available on the Agency's website at www.ieua.org/fy-2017-18-cash-and-investment/.

Treasurer's Report of Financial Affairs for March 31, 2018



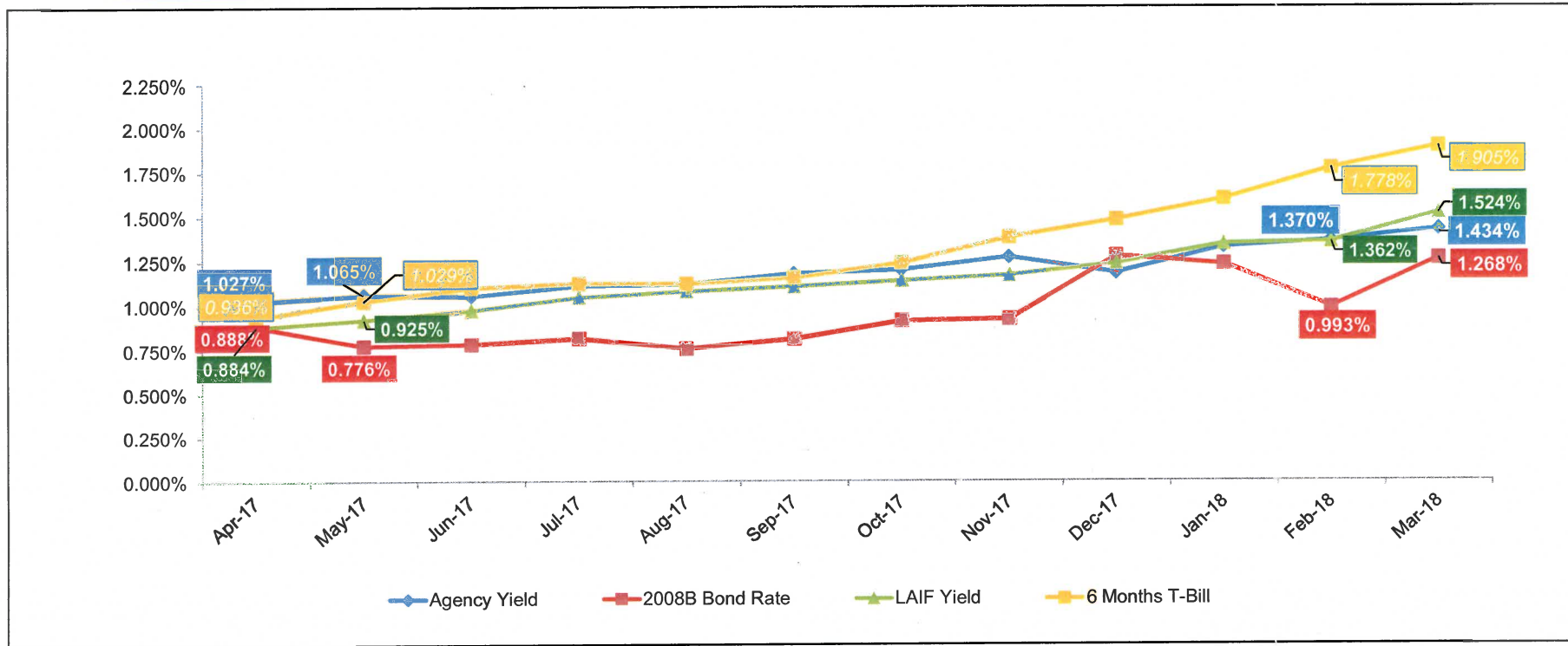
Agency Liquidity

- Increase in total portfolio is mainly due to timing of collections from customers partially offset by debt service payments.

Liquidity			
Description	March (\$ million)	February (\$ million)	Increase/ (Decrease) (\$ million)
Total Cash, Investments, and Restricted Deposits	\$206.8	\$202.1	\$4.7
Total Investment Portfolio	\$144.8	\$142.4	\$2.4
Investment Portfolio Yield	1.434%	1.370%	0.064%
Weighted Average Duration (Years)	0.63	0.67	(0.04)
Average Cash on Hand (days)	267	267	0

Monthly cash and investment summaries available at: www.ieua.org/fy-2017-18-cash-and-investment/

Month End Portfolio Yield Comparison



Questions



The Treasurer's Report of Financial Affairs is consistent with the Agency's business goal of fiscal responsibility.

TREASURER'S REPORT OF FINANCIAL AFFAIRS

For the Month Ended March 31, 2018



All investment transactions have been executed in accordance with the criteria stated in the Agency's Investment Policy (Resolution No. 2018-2-5) adopted by the Inland Empire Utilities Agency's Board of Directors during its regular meeting held on February 21, 2018.

The funds anticipated to be available during the next six-month period are expected to be sufficient to meet all foreseen expenditures during the period.

* A Municipal Water District

INLAND EMPIRE UTILITIES AGENCY
Cash and Investment Summary

Month Ended
March 31, 2018

	March	February
<u>Cash, Bank Deposits, and Bank Investment Accounts</u>	<u>\$905,270</u>	<u>\$1,162,514</u>
<u>Investments</u>		
Citizens Business Bank (CBB) Repurchase (Sweep)	\$22,281,616	\$19,910,484
Local Agency Investment Fund (LAIF)	42,371,018	42,371,018
CalTrust	21,269,741	21,255,019
California Asset Management Program (CAMP)	23,364,198	23,332,014
Certificates of Deposit	1,205,000	1,205,000
Municipal Bonds	998,222	998,116
Medium Term Notes	11,073,015	11,075,433
U.S. Treasury Notes	1,994,799	1,994,420
U.S. Government Sponsored Entities	20,238,204	20,237,540
Total Investments	<u>\$144,795,813</u>	<u>\$142,379,044</u>
 Total Cash and Investments Available to the Agency	 <u>\$145,701,083</u>	 <u>\$143,541,558</u>
 <u>Restricted Deposits</u>		
Debt Service Accounts	\$2,556,978	\$2,555,390
Capital Capacity Reimbursement Account (CCRA) Deposits Held by Member Agencies	45,643,746	43,252,890
California Employers' Retirement Benefit Trust Account - CERBT (Other Post Employment Benefits - OPEB)	12,114,537	12,058,646
Escrow Deposits	783,272	726,434
Total Restricted Deposits	<u>\$61,098,533</u>	<u>\$58,593,360</u>
 Total Cash, Investments, and Restricted Deposits	 <u><u>\$206,799,616</u></u>	 <u><u>\$202,134,918</u></u>

INLAND EMPIRE UTILITIES AGENCY

Cash and Investment Summary

Month Ended
March 31, 2018

Cash, Bank Deposits, and Bank Investment Accounts

CBB Demand Account (Negative offset by CBB Sweep Balance)	\$776,473
CBB Payroll Account	-
CBB Workers' Compensation Account	42,406
Subtotal Demand Deposits	<u>\$818,879</u>

Other Cash and Bank Accounts

Petty Cash	\$2,250
Subtotal Other Cash	<u>\$2,250</u>

US Bank Pre-Investment Money Market Account

\$84,141

Total Cash and Bank Accounts

\$905,270

Investments

CBB Repurchase (Sweep) Investments

Small Business Administration Pass-Through	\$12,024,902
Freddie Mac Bond	10,256,714
Subtotal CBB Repurchase (Sweep)	<u>\$22,281,616</u>

Local Agency Investment Fund (LAIF)

LAIF Fund	\$42,371,018
Subtotal Local Agency Investment Fund	<u>\$42,371,018</u>

CalTrust

Short Term	\$15,283,788
Medium Term - Restricted	5,985,953
Subtotal CalTrust	<u>\$21,269,741</u>

California Asset Management Program (CAMP)

Pool	\$23,364,198
Subtotal CAMP	<u>\$23,364,198</u>

INLAND EMPIRE UTILITIES AGENCY

Cash and Investment Summary

Month Ended
March 31, 2018

Investments Continued

Brokered Certificates of Deposit

Brokered Certificates of Deposit	\$1,205,000
Subtotal Brokered Certificates of Deposit	<u>\$1,205,000</u>

Municipal Bonds

State and Local Municipal Bonds	\$998,222
Subtotal Municipal Bonds	<u>\$998,222</u>

Medium Term Notes

Toyota Motor Credit Corp	2,000,000
JP Morgan Chase & Co	999,957
Johnson & Johnson	2,006,554
Microsoft	2,056,385
Exxon Mobil	2,505,576
Wells Fargo Bank	1,504,543
Subtotal Medium Term Notes	<u>\$11,073,015</u>

U.S. Treasury Notes

Treasury Note	\$1,994,799
Subtotal U.S. Treasury Notes	<u>\$1,994,799</u>

U.S. Government Sponsored Entities

Fannie Mae Bank	\$3,749,764
Freddie Mac Bank	5,490,113
Federal Farm Credit Bank	7,999,411
Federal Home Loan Bank	2,998,916
Subtotal U.S. Government Sponsored Entities	<u>\$20,238,204</u>

Total Investments	<u>\$144,795,813</u>
--------------------------	----------------------

INLAND EMPIRE UTILITIES AGENCY

Cash and Investment Summary

Month Ended
March 31, 2018

Restricted Deposits

Debt Service

2008B Debt Service Accounts	\$2,556,366
2010A Debt Service Accounts	3
2017A Debt Service Accounts	<u>609</u>
Subtotal Debt Service	\$2,556,978

CCRA Deposits Held by Member Agencies

City of Chino	\$7,152,366
Cucamonga Valley Water District	5,504,168
City of Fontana	6,950,876
City of Montclair	1,132,481
City of Ontario	15,649,143
City of Chino Hills	7,376,515
City of Upland	<u>1,878,197</u>
Subtotal CCRA Deposits Held by Member Agencies	\$45,643,746

CalPERS

CERBT Account (OPEB)	<u>\$12,114,537</u>
Subtotal CalPERS Accounts	\$12,114,537

Escrow Deposits

Kemp Brothers Construction	<u>\$775,925</u>
Subtotal Escrow Deposits	\$783,272

Total Restricted Deposits

\$61,098,533

Total Cash, Investments, and Restricted Deposits as of March 31, 2018

\$206,799,616

Total Cash, Investments, and Restricted Deposits as of 3/31/18

\$206,799,616

Less: Total Cash, Investments, and Restricted Deposits as of 2/28/18

202,134,918

Total Monthly Increase (Decrease)

\$4,664,698

INLAND EMPIRE UTILITIES AGENCY

Cash and Investment Summary

Month Ended
March 31, 2018

	Credit Rating @ Purchase		CHANGES IN Credit Rating		Par	Cost Basis	Term	March	March	% Coupon	% Yield to Maturity	Maturity	Market
	S&P	Moody's	S&P	Moody's	Amount	Amount	(Days)	Amortization	Value			Date	Value

Cash, Bank Deposits, and Bank Investment Accounts

Citizens Business Bank (CBB)

Demand Account*					\$776,473	\$776,473	N/A	N/A	\$776,473		N/A	N/A	\$776,473
Payroll Checking					0	0	N/A	N/A	0		N/A	N/A	0
Workers' Compensation Account					42,406	42,406	N/A	N/A	42,406		N/A	N/A	42,406
Subtotal CBB Accounts					\$818,879	\$818,879			\$818,879				\$818,879

US Bank (USB)

Federated Automated MMA					\$84,141	\$84,141	N/A	N/A	\$84,141		1.14%	N/A	\$84,141
Subtotal USB Account					\$84,141	\$84,141			\$84,141		1.14%		\$84,141

Petty Cash

					\$2,250	\$2,250	N/A	N/A	\$2,250		N/A	N/A	\$2,250
--	--	--	--	--	---------	---------	-----	-----	---------	--	-----	-----	---------

Total Cash, Bank Deposits and Bank Investment Accounts

					\$905,270	\$905,270			\$905,270				\$905,270
--	--	--	--	--	-----------	-----------	--	--	-----------	--	--	--	-----------

*Negative demand checking balance is offset by the Daily Repurchase (Sweep) Account balance

Investments

CBB Daily Repurchase (Sweep) Accounts

Small Business Administration Pass-Through					\$12,024,902	\$12,024,902	N/A	N/A	\$12,024,902		0.70%	N/A	\$12,024,902
Freddie Mac Bond					\$10,256,714	\$10,256,714			\$10,256,714		0.70%		\$10,256,714
Subtotal CBB Repurchase Accounts					\$22,281,616	\$22,281,616			\$22,281,616		0.70%		\$22,281,616

LAIF Accounts

Non-Restricted Funds					\$42,371,018	\$42,371,018	N/A	N/A	\$42,371,018		1.524%	N/A	\$42,371,018
Subtotal LAIF Accounts					\$42,371,018	\$42,371,018			\$42,371,018		1.524%		\$42,371,018

CALTRUST Accounts

Short-Term					\$15,283,788	\$15,283,788	N/A	N/A	\$15,283,788		1.79%	N/A	\$15,283,788
Medium-Term (Self Insurance Reserves)					5,985,953	5,985,953	N/A	N/A	5,985,953		2.35%	N/A	5,985,953
Subtotal CalTrust Accounts					\$21,269,741	\$21,269,741			\$21,269,741		1.948%		\$21,269,741

CAMP Accounts

Short-Term					\$23,364,198	\$23,364,198	N/A	N/A	\$23,364,198		1.62%	N/A	\$23,364,198
Subtotal CAMP Accounts					\$23,364,198	\$23,364,198			\$23,364,198		1.62%		\$23,364,198

INLAND EMPIRE UTILITIES AGENCY

Cash and Investment Summary

Month Ended
March 31, 2018

	Credit Rating @ Purchase		CHANGES IN Credit Rating		Par	Cost Basis	Term	March	March	% Coupon	% Yield to Maturity	Maturity	Market
	S&P	Moody's	S&P	Moody's	Amount	Amount	(Days)	Amortization	Value			Date	Value
Investments (continued)													
Brokered Certificates of Deposit (CDs)													
American Express Bank	N/A				240,000	240,000	1097		240,000	1.70%	1.70%	07/16/18	239,906
American Express Centurion	N/A				240,000	240,000	1097		240,000	1.70%	1.70%	07/16/18	239,906
Ally Bank	N/A				243,000	243,000	722		243,000	1.45%	1.45%	03/11/19	241,639
Wells Fargo Bank	N/A				242,000	242,000	729		242,000	1.55%	1.55%	03/15/19	240,853
Synchrony Bank	N/A				240,000	240,000	1827		240,000	2.25%	2.25%	10/02/20	237,924
Subtotal Brokered CDs					\$1,205,000	\$1,205,000		\$0	\$1,205,000		1.73%		\$1,200,228
US Treasury Note													
US Treasury Note					\$2,000,000	\$1,990,000	808	\$379	1,994,799.00	1.125%	1.35%	05/31/19	\$1,975,780
Subtotal US Treasuries					\$2,000,000	\$1,990,000		\$379	\$1,994,799		1.35%		\$1,975,780
U.S. Government Sponsored Entities													
Federal Home Loan Bank	AA+	Aaa			1,000,000	1,000,380	713	(16)	1,000,154.00	1.25%	1.23%	01/18/19	993,190
Federal Farm Credit Bank	AA+	Aaa			3,000,000	3,000,000	1,079		3,000,000	1.15%	1.15%	02/22/19	2,973,900
Federal Home Loan Bank	AA+	Aaa			1,000,000	1,003,132	1,023	(95)	1,001,069.00	1.25%	1.14%	03/15/19	991,320
Federal Farm Credit	AA+	Aaa			1,500,000	1,499,411	720	25	1,499,703.00	1.40%	1.42%	03/27/19	1,490,685
Federal Farm Credit	AA+	Aaa			1,500,000	1,499,400	720	25	1,499,708.00	1.40%	1.42%	03/27/19	1,490,685
Federal Home Loan Bank	AA+	Aaa			2,000,000	1,997,600	801	92	1,998,762.00	1.375%	1.43%	05/24/19	1,981,220
Federal Farm Credit Bank	AA+	Aaa			2,000,000	2,000,000	1,460		2,000,000	1.52%	1.52%	06/24/19	1,984,140
Freddie Mac Bond	AA+	Aaa			1,500,000	1,500,000	1,080		1,500,000	1.15%	1.15%	07/26/19	1,479,450
Fannie Mae Step Bond	AA+	Aaa			1,500,000	1,500,000	1,080		1,500,000	1.00%	1.33%	07/26/19	1,486,305
Fannie Mae Bond	AA+	Aaa			900,000	899,460	1,153	14	899,764.00	1.25%	1.27%	08/23/19	887,832
Fannie Mae Bond	AA+	Aaa			1,350,000	1,350,000	1,157		1,350,000	1.25%	1.25%	08/26/19	1,331,600
Freddie Mac Bond	AA+	Aaa			3,000,000	2,972,928	1,359	618	2,989,044.00	1.25%	1.50%	10/02/19	2,955,030
Subtotal U.S. Gov't Sponsored Entities					\$20,250,000	\$20,222,311		\$663	\$20,238,204		1.33%		\$20,045,357
(As of August 2011, all US GSE's have been downgraded to AA+ Rating by S&P)													

INLAND EMPIRE UTILITIES AGENCY

Cash and Investment Summary

Month Ended
March 31, 2018

	Credit Rating @ Purchase		CHANGES IN Credit Rating		Par	Cost Basis	Term	March	March	% Coupon	% Yield to Maturity	Maturity	Market
	S&P	Moody's	S&P	Moody's	Amount	Amount	(Days)	Amortization	Value		Date	Value	
<u>Municipal Bonds</u>													
San Diego Redevelopment Agency	AA	N/R			\$1,000,000	\$996,800	934	\$106	998,222.00	1.625%	1.75%	09/01/19	\$988,750
Subtotal State and Local Municipal Bonds					\$1,000,000	\$996,800		\$106	\$998,222		1.75%		\$988,750
<u>Medium Term Notes</u>													
Toyota Motor Credit Corp	AA-	Aa3			2,000,000	2,000,000	1,045		2,000,000	1.10%	1.10%	04/25/18	1,997,480
JP Morgan Chase & Co	A-	A3			1,000,000	999,000	1,037	30	999,957	1.625%	1.66%	05/15/18	998,970
Johnson & Johnson	AAA	Aaa			2,000,000	2,027,480	1,044	(816)	2,006,554	1.65%	1.16%	12/05/18	1,990,760
Microsoft	AAA	Aaa			2,050,000	2,076,691	1,045	(792)	2,056,385	1.625%	1.16%	12/06/18	2,040,632
Exxon Mobil	AA+	Aaa			1,000,000	1,005,750	763	(234)	1,002,525	1.708%	1.43%	03/01/19	994,550
Exxon Mobil	AA+	Aaa			1,500,000	1,506,285	712	(271)	1,503,051	1.819%	1.59%	03/15/19	1,491,270
Wells Fargo Bank	AA-	Aa2			1,500,000	1,511,655	1,061	(336)	1,504,543	1.75%	1.48%	05/24/19	1,482,990
Subtotal Medium Term Notes					\$11,050,000	\$11,126,861		(2,419)	\$11,073,015		1.32%		\$10,996,652
Total Investments					\$144,791,573	\$144,827,545			\$144,795,813				\$144,493,339
<i>(Source of Investment Market Value: US Bank)</i>													
<u>Restricted Deposits</u>													
<u>Debt Service and Arbitrage Accounts</u>													
2008B Debt Service Accounts					\$2,556,366	\$2,556,366	N/A	N/A	\$2,556,366		1.09%		\$2,556,366
2010A Debt Service Accounts					3	3	N/A	N/A	3		0.20%		3
2017A Debt Service Accounts					609	609	N/A	N/A	609		0.20%		609
Total Debt Service Accounts					\$2,556,978	\$2,556,978			\$2,556,978		1.09%		\$2,556,978

INLAND EMPIRE UTILITIES AGENCY

Cash and Investment Summary

Month Ended
March 31, 2018

	Credit Rating @ Purchase		CHANGES IN Credit Rating		Par	Cost Basis	Term	March	March	% Ccupon	% Yield to Maturity	Maturity	Market
	S&P	Moody's	S&P	Moody's	Amount	Amount	(Days)	Amortization	Value		Date	Value	
CCRA Deposits Held by Member Agencies													
City of Chino					\$7,152,366	\$7,152,366	N/A	N/A	\$7,152,366		N/A	N/A	\$7,152,366
City of Chino Hills					7,376,515	7,376,515	N/A	N/A	7,376,515		N/A	N/A	7,376,515
Cucamonga Valley Water District					5,504,168	5,504,168	N/A	N/A	5,504,168		N/A	N/A	5,504,168
City of Fontana					6,950,876	6,950,876	N/A	N/A	6,950,876		N/A	N/A	6,950,876
City of Montclair					1,132,481	1,132,481	N/A	N/A	1,132,481		N/A	N/A	1,132,481
City of Ontario					15,649,143	15,649,143	N/A	N/A	15,649,143		N/A	N/A	15,649,143
City of Upland					1,878,197	1,878,197	N/A	N/A	1,878,197		N/A	N/A	1,878,197
Subtotal CCRA Deposits Held by Member Agencies					\$45,643,746	\$45,643,746			\$45,643,746				\$45,643,746
Reported total as of January 2018 except Ontario													
CalPERS Deposits													
CERBT Account (OPEB)					\$11,000,000	\$11,000,000	N/A	N/A	\$12,114,537		N/A	N/A	\$12,114,537
Subtotal CalPERS Deposits					\$11,000,000	\$11,000,000			\$12,114,537				\$12,114,537
As of December 31st, the 1 year net return is 10.06%													
Escrow Deposits													
Kemp Brothers Construction Escrow					\$775,925	\$775,925	N/A	N/A	\$775,925		N/A	N/A	\$775,925
Genesis Construction Escrow					\$7,347	\$7,347	N/A	N/A	\$7,347		N/A	N/A	\$7,347
Subtotal Escrow Deposits					\$783,272	\$783,272			\$783,272				\$783,272
Total Restricted Deposits					\$59,983,387	\$59,983,387			\$61,098,533				\$61,097,924
Total Cash, Investments, and Restricted Deposits as of March 31, 2018					\$205,680,230	\$205,716,202			\$206,799,616				\$206,496,533

INLAND EMPIRE UTILITIES AGENCY
Cash and Investment Summary

Month Ended
March 31, 2018

March Purchases

No.	Date	Transaction	Investment Security	Type	Par Amount Purchased	Investment Yield
-----	------	-------------	---------------------	------	-------------------------	---------------------

None

Total Purchases

\$ -

March Investment Maturities, Calls & Sales

No.	Date	Transaction	Investment Security	Par Amount Matured/Sold	Investment Yield to Maturity
-----	------	-------------	---------------------	----------------------------	---------------------------------

None

Total Maturities, Calls & Sales

\$ -

INLAND EMPIRE UTILITIES AGENCY

Cash and Investment Summary

Month Ended
March 31, 2018

Directed Investment Category

CBB Repurchase (Sweep)
LAIF
CalTrust
CAMP
Brokered Certificates of Deposit
Medium Term Notes
Municipal Bonds
US Treasury Notes
U.S. Government Sponsored Entities

Total Investment Portfolio

Investment Portfolio Rate of Return

<u>Amount Invested</u>	<u>Yield</u>
\$22,281,616	0.700%
42,371,018	1.524%
21,269,741	1.948%
23,364,198	1.620%
1,205,000	1.729%
11,073,015	1.321%
998,222	1.753%
1,994,799	1.352%
20,238,204	1.335%
\$144,795,813	

1.434%

Restricted/Transitory/Other Accounts

CCRA Deposits Held by Member Agencies
CalPERS OPEB (CERBT) Account
US Bank - 2008B Debt Service Accounts
US Bank - 2010A Debt Service Accounts
US Bank - 2017A Debt Service Accounts
US Bank - Pre-Investment Money Market Account
Citizens Business Bank - Demand Account
Citizens Business Bank - Workers' Compensation Account
Other Accounts*
Escrow Account

Total Restricted/Transitory/Other Accounts

Average Yield of Other Accounts

<u>Amount Invested</u>	<u>Yield</u>
\$45,643,746	N/A
\$12,114,537	N/A
\$2,556,366	1.090%
\$3	0.200%
\$609	0.200%
\$84,141	1.140%
\$776,473	N/A
\$42,406	N/A
\$2,250	N/A
\$783,272	N/A
\$62,003,803	

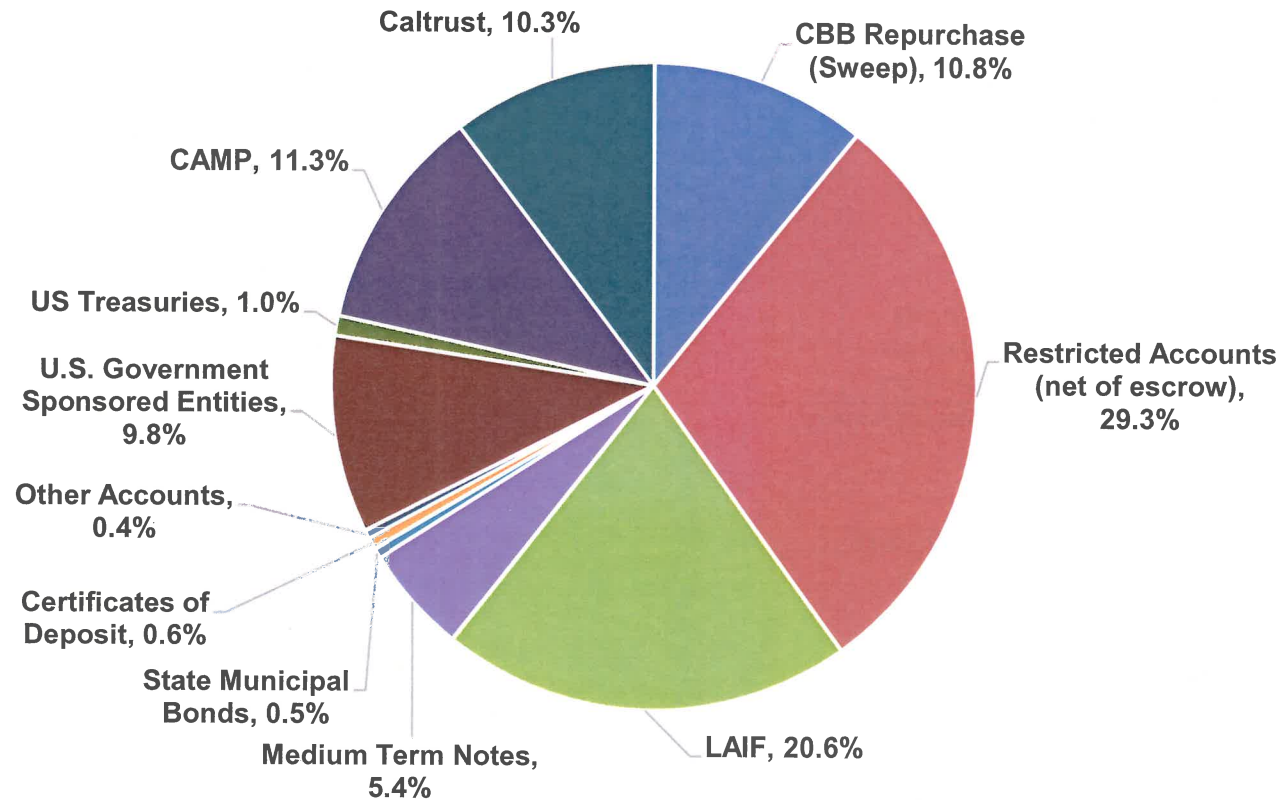
1.092%

Total Agency Directed Deposits

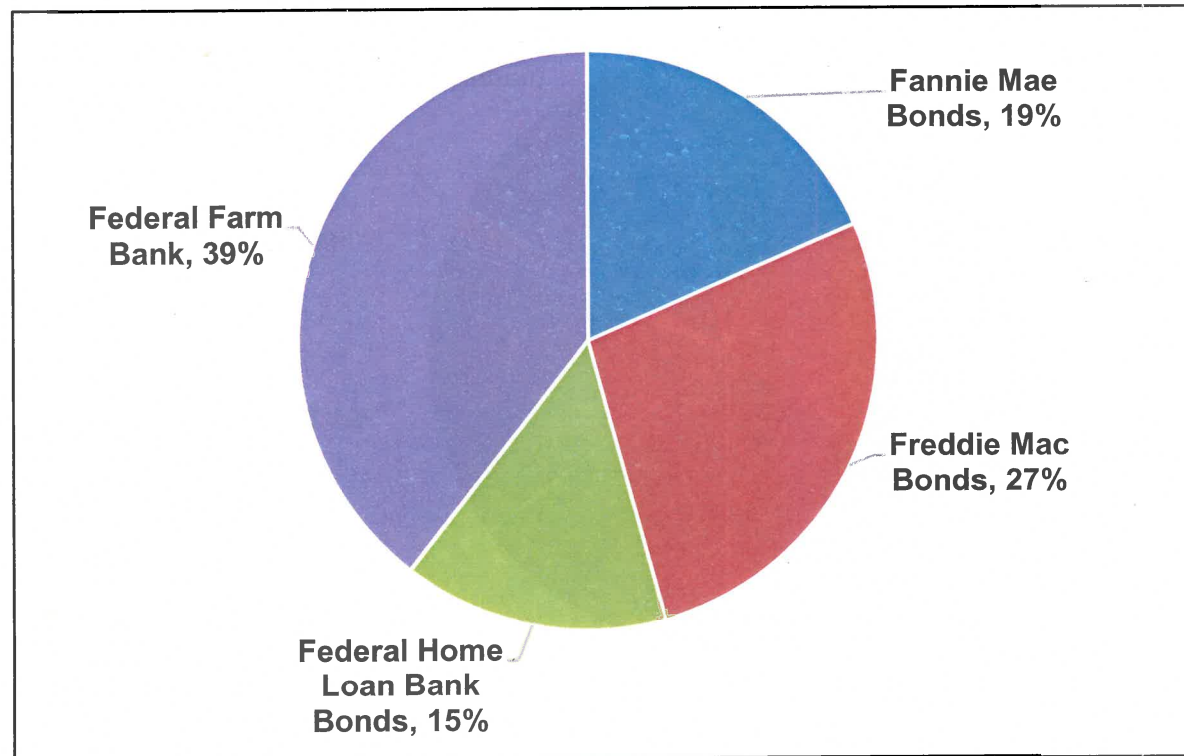
\$206,799,616

*Petty Cash

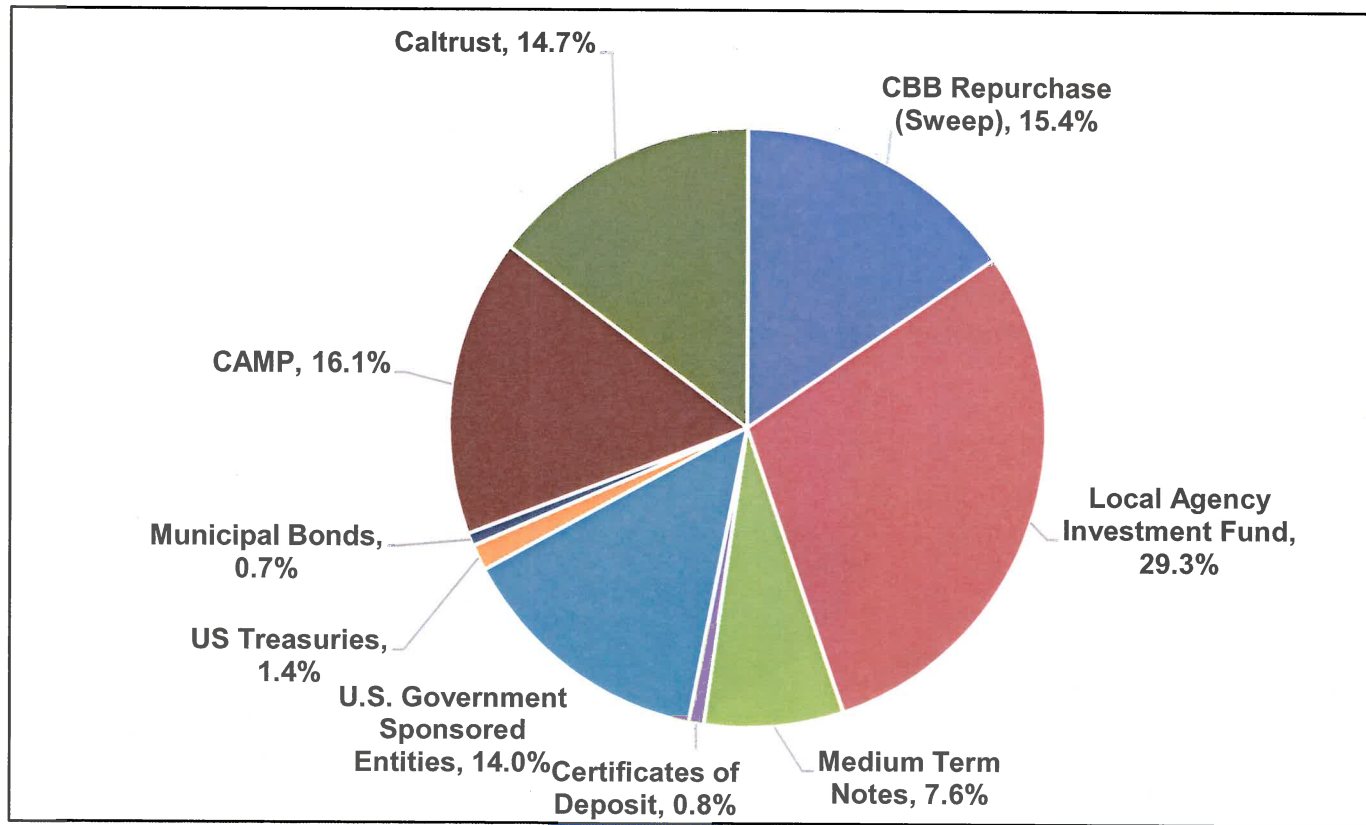
Inland Empire Utilities Agency
Treasurer's Report of Financial Affairs
For the Month Ended March 31, 2018
Agency Investment Portfolio (Net of Escrow Accounts)
\$206,016,344



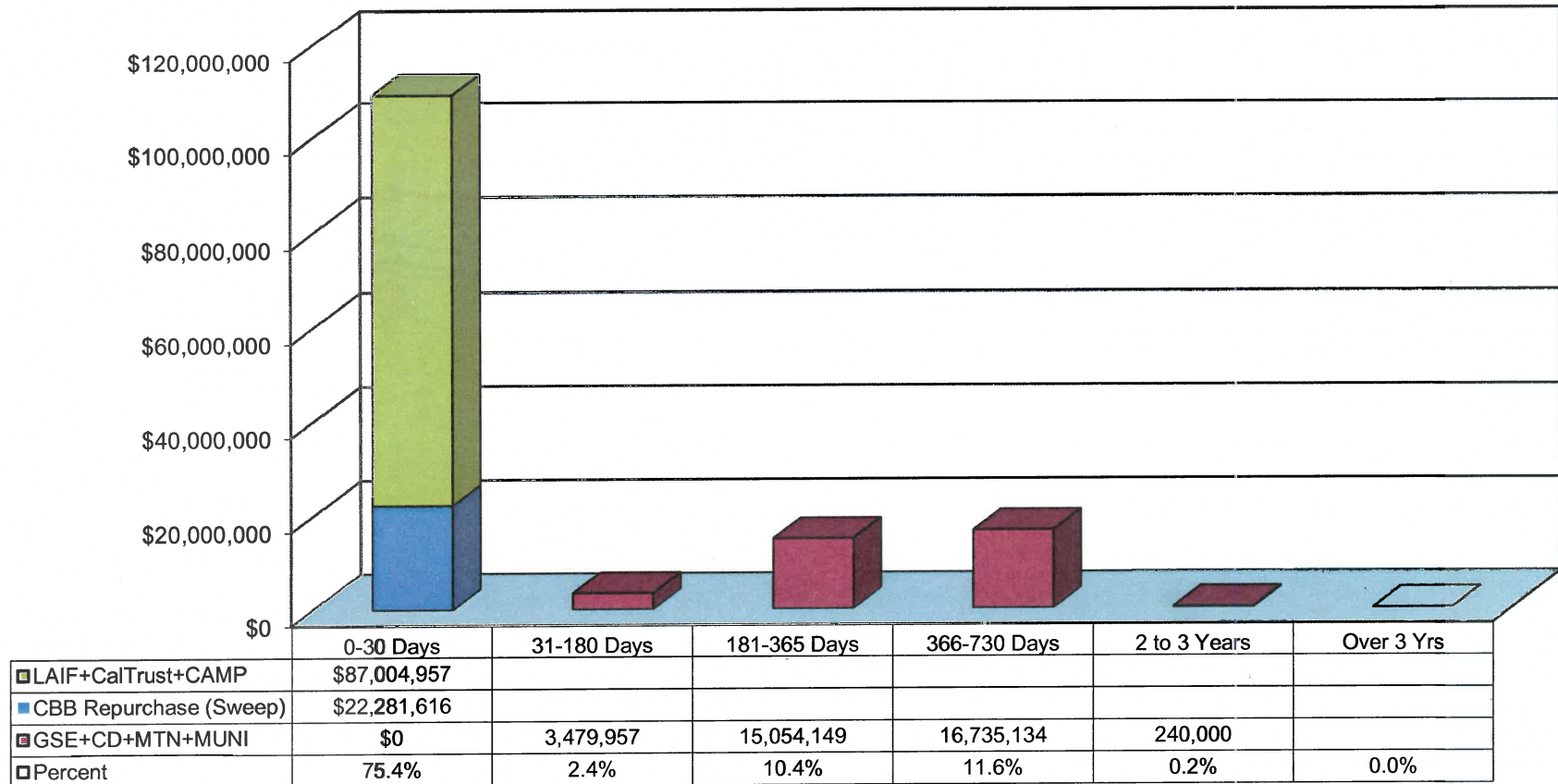
Inland Empire Utilities Agency
Treasurer's Report of Financial Affairs
For the Month Ended March 31, 2018
U.S. Government Sponsored Entities Portfolio
\$20,238,204



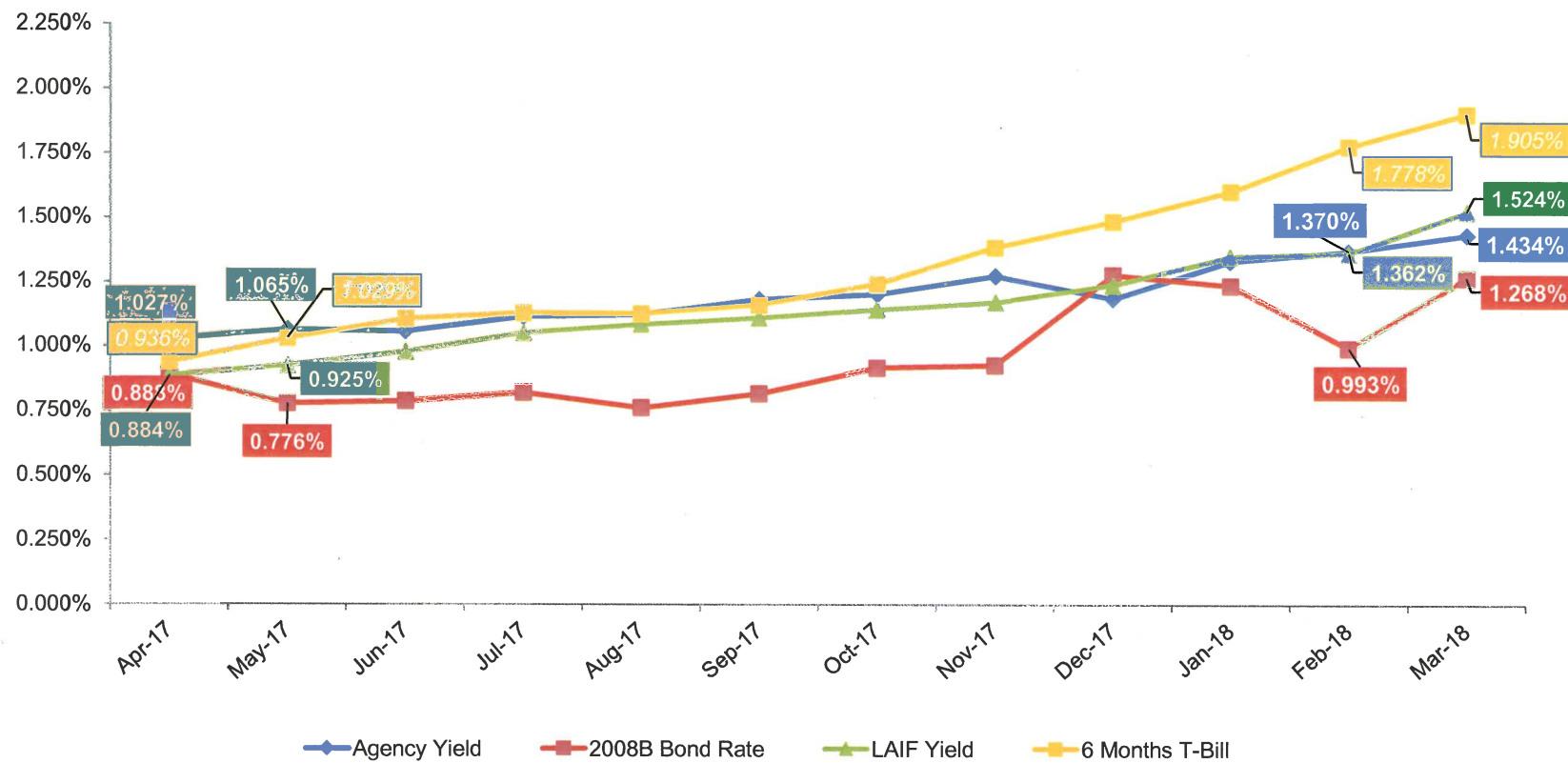
Inland Empire Utilities Agency
Treasurer's Report of Financial Affairs
For the Month Ended March 31, 2018
Unrestricted Agency Investment Portfolio
\$144,795,813



Inland Empire Utilities Agency
Treasurer's Report of Financial Affairs
For the Month Ended March 31, 2018
Agency Investment Portfolio Maturity Distribution (Unrestricted)
\$144,795,813



Inland Empire Utilities Agency
Treasurer's Report of Financial Affairs
For the Month Ended March 31, 2018
Agency Investment Portfolio Yield Comparison



**INFORMATION
ITEM**

4F

Date: May 16, 2018

To: The Honorable Board of Directors

From: Halla Razak, General Manager

Committee: Community & Legislative Affairs

05/09/18

Executive Contact: Kathy Besser, Executive Manager of Ext. Aff. & Policy Dev./AGM

Subject: Public Outreach and Communication

Executive Summary:

This is an informational item that provides highlights of the External Affairs team's monthly outreach, education and communication programs and updates.

- May, Water Awareness Month
- May 6-12, International Compost Awareness Week
- May 9, IEUA Compost Giveaway, IEUA Building A Parking Lot, 9:00 a.m. – 2:00 p.m.
- May 18-20, MWD Solar Cup Competition, Lake Skinner

The Agency's 10th Annual Earth Day event was a success with over 3,800 attendees throughout the two-day event. KVCR (Channel 24 – PBS affiliate) was on-site during community day to film a "short" for their outreach channels. Approximately 100 volunteers (approximately 80% IEUA staff) participated over the two-day event. Staff implemented a #kickwaterwaste selfie booth, a slime "frog egg" booth, multiple animal encounters, and activities that focused on preserving our natural resources.

Staff's Recommendation:

This is an informational item for the Board of Directors to receive and file.

Budget Impact: ^N *Budgeted (Y/N):* ^N *Amendment (Y/N):* ^N *Requested Amount:*

Account/Project Name:

Fiscal Impact (explain if not budgeted):

Prior Board Action:

N/A

Environmental Determination:

Not Applicable

Business Goal:

IEUA is committed to providing a reliable and cost-effective water supply and promoting sustainable water use throughout the region.

IEUA is committed to enhancing and promoting environmental sustainability and the preservation of the region's heritage.

Attachments:

Attachment 1 - Background

Background

Subject: Public Outreach and Communication

May

- May, Water Awareness Month
- May 6-12, International Compost Awareness Week
- May 9, IEUA Compost Giveaway, IEUA Building A Parking Lot, 9:00 a.m. – 2:00 p.m.
- May 18-20, MWD Solar Cup Competition, Lake Skinner

July

- July, Smart Irrigation Month
- July 18, IEUA Employee Recognition Picnic, IEUA (behind Building A), 11:30 a.m. – 3:00 p.m.

Media and Outreach

- Staff met with partnering agencies on May 1st and is developing regional messaging based on the value of water, current water trends and specific messaging requested by member agencies based on individual service area.
- Multiple Earth Day ads ran in the *La Opinión*, *Daily Bulletin*, *Champion Newspaper*, *Fontana Herald News*, and via social media channels.
- An Earth Day spadea ran in the *Daily Bulletin* on Sunday, April 15 highlighting IEUA's Earth Day event, water softener removal rebate program and *Kick the Habit* messaging.
- A targeted email blast ran on Monday, April 16th. 259,000 emails were sent of which 256,862 were delivered successfully to people who have shown an interest in the environment, Earth Day events, eco-friendly vehicles, solar energy, and homeowners residing in the IEUA service area. 82,195 emails were opened (32%) and 21,370 (26%) recipients clicked through the email to receive more information about the Agency's Earth Day Event.
- External Affairs staff is working with Agency department leads to update the Agency external website.
- Staff continues to run banner ads with *Fontana Herald News*.
- Staff launched an Instagram page @IEUAWater during the month of April. The outreach channel was promoted during the community Earth Day event on April 19th. Attendees were encouraged to participate in the #kickwaterwaste selfie booth and follow and/or tag IEUA on Instagram or other IEUA social media channels for a prize.
- April: 22 posts were published to the IEUA Facebook page and 22 tweets were sent on the @IEUAWater Twitter handle.
 - The top three Facebook posts, based on reach and engagement, in the month of April were:
 - 4/13: Rose Garden Dedication
 - 4/22: Happy #earthday w/ KVCPR PBS Video
 - 4/23: Rialto Pipeline Shutdown
 - The top three tweets, based on reach and engagement, in the month of April were:
 - 4/23: Rialto Pipeline Shutdown

- 4/16: Earth Day Countdown
- 4/17: Document Demolition at Earth Day

Education and Outreach Updates

- The Water Discovery field trips for program year 2017/18 are fully booked. To date, staff has provided field trips and/or scheduled approximately 3,714 students from July 2017 to May 2018. The total number of students participating in the Water Discovery field trips including student Earth Day is 4,939.
- The Agency's 10th Annual Earth Day event was a success with over 3,800 attendees throughout the two-day event. KVCR (Channel 24 – PBS affiliate) was on-site during community day to film a *short* for their outreach channels. Approximately 100 volunteers (approximately 80% IEUA staff) participated over the two-day event. Staff implemented a #kickwaterwaste selfie booth, a slime “frog egg” booth, multiple animal encounters, and activities that focused on preserving our natural resources.
- Staff is working with past GIES recipients (2004-2017) to conduct site inspections and take updated photos for a comprehensive evaluation report.
- Solar Cup teams are on track to compete at Lake Skinner May 18-20.

Association Membership Activities

- March 6, 2018: Joshua Aguilar presented at the WaterReuse Association's Inland Empire Chapter Meeting and participated in the Chino I Desalter Tour.
- March 13, 2018: Pietro Cambiaso attended the Water Research Foundation (WRF) workshop: *Managing Water and Wastewater Utility Data to Reduce Energy Consumption and Cost*.
- March 15, 2018: Pietro Cambiaso attended the California Association of Sanitation Agencies (CASA) Air Quality, Climate Change, and Energy Workgroup Meeting.
- March 19, 2018: Bonita Fan, Nel Groenveld, Scott Oakden, Vijay Korisal, and Ian Tillery attended the Southern California Alliance of Publicly Owned Treatment Works (SCAP) Toxicity Workshop.
- March 22, 2018: Bonita Fan submitted National Association of Clean Water Agencies (NACWA) Peak Performance Awards Applications for Regional Water Recycling Plants No. 1 & No. 5.
- March 27, 2018: Eddie Lin attended a Southern California Alliance of Publicly Owned Treatment Works (SCAP) Air Committee meeting.
- April 4, 2018: Pietro Cambiaso submitted an article to Southern California Alliance of Publicly Owned Treatment Works (SCAP) for their April newsletter.
- April 4, 2018: Eddie Lin attended with Southern California Alliance of Publicly Owned Treatment Works (SCAP) Air Committee meeting at South Coast Air Quality Management District (SCAQMD).
- April 18, 2018: Eddie Lin attended an Air Committee meeting with the Southern California Alliance of Publicly Owned Treatment Works (SCAP) at South Coast Air Quality Management District (SCAQMD).

**INFORMATION
ITEM**

4G

MEMORANDUM

To: Halla Razak and Kathy Besser

From: Letitia White, Jean Denton, Shavenor Winters

Date: April 27, 2018

Re: April Monthly Legislative Update

FY19 Appropriations Process on a Fast Track

The fiscal year 2019 appropriations process officially got underway on April 26 with two House Appropriations Subcommittees (Military Construction-Veterans and Legislative Branch) marking up their bills. House Republican leaders are proposing to bring small batches of appropriations bills to the floor, starting with non-controversial measures, rather than relying on a last-minute 12-bill omnibus.

The Military Construction-VA, Energy and Water, and Legislative Branch spending bills could be among the first measures on the floor. Those are some of the less contentious spending bills, although the plan doesn't change the usual process of House appropriators moving forward with partisan spending bills that Democrats broadly oppose. The House often passes partisan appropriations bills, even though they'll need 60 votes in the Senate to advance.

The plan makes sense in the House, but it's harder to gauge what to expect from the Senate, lawmakers said after a GOP conference meeting in which leaders outlined their appropriations strategy. Spending negotiations have to be somewhat bipartisan because the bills need 60 votes in the Senate, where Republicans hold a 51-49 majority.

Breaking spending negotiations into smaller bites raises the question of how Democrats will persuade President Trump to sign bills with more liberal priorities, such as money for the Environmental Protection Agency and the Department of Labor, if such funding is not attached to conservative priorities including defense.

Senate Appropriations Chairman Richard Shelby (R-AL) said he intends to move the first individual appropriations bill on the Senate floor the first week of June as lawmakers seek to avoid another omnibus spending package.

Given the challenges of meeting the Sunday, September 30 deadline, a stopgap funding measure or an omnibus may be necessary. Sen. Shelby said he hopes to have three to four spending bills finished by August.

Innovative Federal Strategies LLC

Sen. Shelby met with House Appropriations Chairman Rodney Frelinghuysen (R-NJ) on April 19th and they agreed to work collaboratively together to get all 12 FY19 bills done as quickly as possible.

House Republicans are pushing an ambitious plan to get the next set of 12 spending bills through committee by the end of May and through the full House by the end of July.

Even without a budget resolution, lawmakers already agreed to top-line defense and non-defense spending figures when they passed a two-year budget deal in the Bipartisan Budget Act, which raised spending caps by \$85 billion for military funds and \$68 billion for non-defense funds in fiscal 2019. President Trump signed that bill into law, although he later criticized what he viewed as excessively high domestic spending in the omnibus spending package.

Appeals Court Rules Against Trump Policy

President Donald Trump's effort to crack down on sanctuary cities suffered another legal setback Thursday, April 19 as a federal appeals court in Chicago upheld a nationwide injunction against making federal grant funding contingent on cooperation with immigration enforcement.

A three-judge panel-all of whom are Republican appointees-ruled that there were strong indications that the administration exceeded its legal authority in trying to implement the new conditions without approval from Congress.

The ruling came on a suit filed by the City of Chicago after the Justice Department imposed the new conditions last July in a bid to encourage state and local governments to provide more assistance to immigration authorities.

One judge on the 7th Circuit Court of Appeals panel, Reagan appointee Daniel Manion, said he would narrow the injunction solely to protect Chicago. However, the two other judges assigned to the case said the nationwide injunction appeared to be justified.

President Trump Easing Up on Pot Crackdown

President Donald Trump is promising not to challenge states that have legalized marijuana even though they are in conflict with federal law, according to Sen. Cory Gardner (R-CO).

The Colorado senator said that in a private conversation with President Trump, the President assured him that the Justice Department will not crack down on the state's burgeoning legal marijuana industry. The assurance came despite the DOJ's January rescission of the "Cole memo," which had directed the Department to originally focus on drug cartels and violent drug dealers rather than recreational marijuana in states where it is legal.

Colorado in 2012 became one of the first states to legalize marijuana for recreational use. Since then, eight states and the District of Columbia have done so.

Innovative Federal Strategies LLC

"I received a commitment from the President that the Department of Justice's rescission of the Cole memo will not impact Colorado's legal marijuana industry," Sen. Gardner. "Furthermore, President Trump has assured me that he will support a federalism-based legislative solution to fix this states' rights issue once and for all."

Sen. Gardner, Chairman of the GOP's campaign arm, has been at odds with the Trump administration over the issue. He vowed to block Justice Department nominees in the Senate until he received a commitment that Colorado's state marijuana industry would not come under attack from the federal government. After the call with President Trump, he said he would lift holds on all Justice Department nominees.

FY18 Omnibus Rollback

A regretful President Donald Trump wants to roll back spending in a massive omnibus bill he signed into law, but Republicans who helped craft the legislation are in open revolt.

"My attitude is, your word is your bond," House Appropriations Chairman Rodney Frelinghuysen (R- NJ) said, in his first public comments on the Trump-led plan.

Rep. Frelinghuysen (R-NJ) is among more than a half-dozen appropriators who have voiced skepticism about the Trump administration's proposal to cancel billions in spending. Nearly all said they feared that it could erode the GOP's bargaining power in future budget talks. Their objections represented another low point in an often-tense relationship between the cost-cutting White House and GOP members of Congress who write spending bills.

The skeptics included the newly appointed Senate Appropriations Chairman, Richard Shelby (R-AL), who met with President Trump on Wednesday, April 11, "We need to look at what we agreed on with the other side and keep our word, keep our agreements." He added that the Senate has had little appetite for the idea in the past: "Rescissions have never been a big thing over here."

The White House is seeking to essentially take a scalpel to last month's \$1.3 trillion FY18 omnibus spending bill, scratching out any funding that President Trump does not personally back.

Budget experts have said a rescissions package of that scale would likely be unprecedented: party's leaders in Congress and the White House have never before unilaterally agreed to unravel a spending deal that has already been sealed.

"I think the whole rescission effort is unrealistic and dangerous," Rep. Tom Cole (R-OK), a longtime appropriator, said. "It's hard enough to make a bargain around here. But you can't break your word when you do. ... You'd never have another deal ever."

Multiple lawmakers do not believe House GOP leaders are taking the idea seriously — really being pushed by President Trump's belt-tightening budget director, Mick Mulvaney, a former member of the House Freedom Caucus.

Most are doubtful that the cutbacks could even land a floor vote.

Innovative Federal Strategies LLC

Republicans, particularly in the House, have little desire to revisit the unpopular spending deal, in an increasingly challenging midterm campaign cycle. The package included huge boosts to domestic funding, which GOP leaders worked hard to sell to their own members in the name of securing more Pentagon funding.

Ultimately, 90 House Republicans backed the spending bill, in part because they were promised cover by the White House.

But President Trump's 180-degree reversal on that deal left the Republican lawmakers who backed the omnibus feeling spurned. The President further infuriated members of his own party after he threatened to veto the bill and accused GOP leaders of choosing to "waste money" in the bill.

Those same Republican leaders have sharply disputed President Trump's claim that there was no close scrutiny of spending. "When you put together a \$1.3 trillion bill, you look into all these accounts," Rep. Frelinghuysen (R-NJ) said in defense of the bill.

No lawmaker has seen any details out of the White House or GOP leadership about which programs would be cut. The Trump administration would have until mid-June to submit its request, after which it would be up to the House Appropriations Committee to turn the package into legislative language.

That work would need to be done at the same time the Appropriations panels are knee-deep in drafting bills for fiscal 2019, which begins Sunday, September 30.

And with an already abbreviated House calendar this year, lawmakers say there's hardly time or interest to jump back into the previous fiscal year.

Democratic leaders, meanwhile, have accused the GOP of "buyer's remorse" after the most recent spending deal. And Democrats are already cautioning that Republican efforts to walk back this year's spending deal would be seen as an attempt to void the entire two-year budget agreement.

Without that agreement, which also delivered huge increases in defense spending, the Pentagon's budget would actually shrink next year.

U.S. Department of Transportation Announces \$1 Billion in Emergency Relief for Road and Bridge Repairs

The U.S. Department of Transportation's (USDOT) Federal Highway Administration (FHWA) on Friday, April 13 announced more than \$1 billion in Emergency Relief (ER) funds to help 32 states, several U.S. territories and Federal Land Management Agencies (FLMA) repair roads and bridges damaged by storms, floods and other unexpected events.

FHWA's ER program reimburses states, territories and FLMA's for eligible expenses associated with damage from natural disasters or other emergency situations. The funds help to pay for the reconstruction or replacement of damaged highways and bridges along with the arrangement of detours and replacement of guardrails or other damaged safety devices.

Innovative Federal Strategies LLC

“The Administration is helping states and territories repair and rebuild their infrastructure in the wake of last year’s hurricanes and other disasters across the country,” said U.S. Transportation Secretary Elaine L. Chao.

At approximately \$263.7 million, more than a fourth of the total amount provided will be used to repair damages caused by Hurricanes Harvey, Irma and Maria. This includes awards of \$75,000,000 to Texas in the aftermath of Hurricane Harvey; \$97,000,000 to Florida as they repair damage from Hurricane Irma; and \$70,000,000 to assist in Puerto Rico’s rebuilding after Hurricanes Irma and Maria.

“We stand with all those who have been impacted by a natural disaster from the time of the emergency and until all repairs are completed,” said Acting Federal Highway Administrator Brandye L. Hendrickson. “The funding announced will serve the traveling public by reimbursing local communities that have made repairs to damaged critical surface transportation infrastructure.”

California	Devil's Slide	\$3,309,029	
	Loma Prieta Earthquake	\$93,318	
	February 1998 Storm	\$254,691	
	2005-2006 Winter Storms	\$2,625,892	
	November 2008 Southern California Fires	\$46,121	
	January 2010 Storms	\$3,576,449	
	November 2011 Southern California Fires	\$627,949	
	February 2014 Storms	\$681,277	
	August 24, 2014 Napa Valley Earthquake	\$3,768,010	
	December 2014 Statewide Storm Damage	\$10,992,193	
	October 14, 2015 Storms	\$1,799,178	
	March 5, 2016 Storms	\$1,204,678	
	July 22, 2016 Sand Fire	\$734,776	
	December 2016 Storms	\$20,102,831	
	2017 Winter Storms	\$145,553,562	
	Oroville Dam Disaster	\$9,833,343	
	July Monsoon Rains	\$14,625,000	
	October 2017 Seven Fires	\$6,133,875	
	October 2017 Napa Fires	\$8,234,689	
	December 2017 Thomas, Creek and Rye, and Lilac Fires	\$7,446,655	\$241,643,516

products, including soybeans, cars and airplanes.

Agencies Sign Memo to Speed Up Public Works Approvals

Federal agencies from the Department of Transportation to the Advisory Council on Historic Preservation signed an agreement Monday, April 9, 2018 that seeks to slash the time needed for environmental review and permitting on major infrastructure projects.

Innovative Federal Strategies LLC

The memorandum of understanding, signed by the cabinet secretaries or leaders of at least 12 agencies, implements an executive order President Donald Trump issued in August 2017, setting a two-year goal for completing the review process.

Among the agencies covered by the memo are the departments of Energy, Interior, Transportation, Commerce and Homeland Security, the Environmental Protection Agency, and the Federal Energy Regulatory Commission.

Under the agreement, one lead federal agency will be responsible for shepherding projects through the entire process, and will set timetables for other agencies to follow. The agencies will conduct their reviews concurrently, rather than sequentially.

Multiple Agencies

Until now, major projects often required reviews and permitting by multiple agencies in a process administration officials have said is fraught with redundancy and unnecessary delays and can take years.

Streamlining of permits is a major element of the infrastructure initiative President Trump wants to enact through Congressional and administrative action.

The White House released a legislative outline on “rebuilding infrastructure” in February, but there’s been no indication Congress will act on it during a mid-term election year. Retiring House Speaker Ryan has said some elements may be included in legislation Congress is already considering.

Hearings Across the Board

During the month of April, as Congress turned to focus on completing and moving through fiscal year 19 appropriations bills, there have been a plethora of hearings in both the House and the Senate aimed at meeting fast upcoming appropriation deadlines.

Among these hearings was a Wednesday, April 11 House Committee on Natural Resources held an oversight hearing. The hearing topic was the Weaponization of the National Environmental Policy Act and the Implications of Environmental Lawfare. Concerned members of the committee stressed that NEPA had, and is, continually responsible for delaying large infrastructure projects from moving forward, often for an unspecified amount of time, causing confusion across multiple agencies and complications, and creating frustration for investors and project participants.

On Thursday, April 12 Department of Energy Secretary Rick Perry appeared before the House Energy and Commerce Committee to defend the Administration’s fiscal year 2019 \$30.6 billion budget request for the Department. The Energy Efficiency and Renewable Energy budget funds \$696 million to maintain America’s leadership in transformative science and emerging energy technologies in sustainable transportation, renewable power, and energy efficiency.

On the same date, the House Committee on Natural Resources’ Subcommittee on Water, Power and Oceans Hearing held a hearing on a variety of topics including the Bureau of Reclamation’s fiscal year 2019 budget priorities. Representing the Bureau was Timothy R. Petty, Ph.D. Assistant Secretary for Water and Science U.S. Department of

Innovative Federal Strategies LLC

the Interior. Assistant Secretary Petty repeatedly stressed the importance of wise stewardship of resources and the Bureau's commitment to maintain secure and reliable water supplies. He went on to stress "{that} Reclamation plans to focus on opportunities to increase water resources and supply reliability by expanding cost-effective water storage opportunities, paying attention to local water conflicts, making investments in modernizing existing infrastructure, and providing support for water development benefiting Native Americans in order to meet Reclamation's core mission goals". While he emphasized the importance of these projects, he defended the severe cuts proposed by the administration by pointing to the Administration's intention to push highly leveraging partner-cost sharing funding.

Disaster Aid Provisions in H.R. 4

The Federal Emergency Management Agency (FEMA) would be directed to increase its focus on hazard mitigation under disaster aid provisions included in H.R. 4, which would also reauthorize the Federal Aviation Administration (FAA).

The measure would authorize a waiver of duplicate benefits to state and local governments, and lift a cap on certain individual assistance. It would direct FEMA to issue disaster-related guidance to state and local governments, health care facilities, and community associations. It would also make food banks eligible for disaster assistance.

Many provisions are similar to H.R. 4460, the "Disaster Recovery Reform Act," which the House Transportation and Infrastructure Committee approved by voice vote on Nov. 30, 2017.

Authorizations

The measure would authorize \$950 million annually from fiscal 2018 through 2022 for Emergency Management Performance Grants, which are used for hazard preparation.

Another \$4 million would be authorized annually through fiscal 2022 for Emergency Management Assistance Compact grants. The compact facilitates emergency coordination between governments.

Hazard Mitigation

The legislation would rename the National Predisaster Mitigation Fund the "National Public Infrastructure Predisaster Mitigation Fund."

The measure would authorize amounts to be set aside from the Disaster Relief Fund for each major disaster. The amount would reflect 6 percent of amounts allocated for:

- Essential assistance.
- Repair and replacement of damaged facilities.
- Debris removal.
- Assistance to individuals.
- Unemployment assistance.

Innovative Federal Strategies LLC

- Crisis counseling.
- In addition to hazard mitigation planning, allocated funds could be used for establishing and enforcing safety codes for hazard-resistant structure design.

For disasters declared on or after Aug. 1, 2017, public or nonprofit buildings that receive aid for rebuilding would have to be built in conformity with the latest codes and hazard-resistant standards, instead of codes applicable at the time of the disaster.

If a state or local government had not obligated their program funds by the end of the third fiscal year after receiving them, the funds could be redistributed.

The measure would add criteria to be considered when awarding funds, including the extent to which state or local government applicants had adopted hazard-resistant building codes and the extent to which the funding would increase resiliency.

Hazard mitigation assistance could be also used for earthquake warning systems.

The president could provide hazard mitigation assistance for areas affected by wildfires, regardless of whether a disaster had been declared.

The Commerce Department's economic adjustment grants could be used for disaster mitigation.

Facility Repair and Replacement

If a state, local government, or nonprofit facility determined it would not be in the public interest to restore or replace a damaged facility, they could use their full federal repair or replacement funding for repair or expansion of another facility, construction of a different facility, or hazard mitigation. Currently only a portion of repair or replacement funds can be used for an alternate purpose.

State and local governments could use facility repair funds to hire people to enforce building codes for as many as 180 days after the disaster declaration.

Duplicate Benefits

The legislation would authorize the President to waive a prohibition on duplicate disaster assistance benefits.

Hazard mitigation funding could be used for Army Corps of Engineers water projects without violating duplication of benefit rules. Such funds would count toward the project's federal match.

Assistance Administration

The measure would establish a new process for providing states with funds to pay for temporary or permanent housing, or financial assistance to individuals.

Innovative Federal Strategies LLC

FEMA could begin providing the funding as a pilot program while it conducted a rulemaking. Final regulations would have to be issued within two years of the bill's enactment.

FEMA could not try to recoup aid more than three years after it provided written notice to an individual, or a grant more than three years after a grantee submitted a final expenditure report certifying project completion, unless there was evidence of fraud. There's a three year limit for recouping aid to grantees under current law, but it's based on the date of submission of the final expenditure report, which does not have to be certified.

The bill would establish fixed reimbursement rates for grantees' administrative costs. FEMA would reimburse administrative costs amounting to:

As much as 15 percent of the value of a hazard mitigation grant (with as much as 10 percent used by a grantee and 5 percent used by a subgrantee).

As much as 12 percent of the value of grants for essential assistance, repair or replacement of damaged facilities, debris removal, or other emergency assistance (with as much as 7 percent used by a grantee and 5 percent used by a subgrantee).

Under the bill, FEMA could create incentives and penalties to encourage state, tribal, and local governments to close out their grant expenditures in a timely manner.

Within five days of awarding a public assistance grant or issuing a mission assignment greater than \$1 million, FEMA would have to post information about them on its website. It would also have to publish monthly information about contracts greater than \$1 million.

FEMA would not reimburse grant recipients for costs they incurred under contracts that bar the Government Accountability Office from auditing them. The provision would be effective for contracts entered into after Aug. 1, 2017.

Individual Assistance

Financial assistance for temporary rental housing, health care, dental expenses, child care, funerals, personal property, and transportation could be excluded from a \$25,000 cap on the amount of financial aid that a single household can receive. Assistance provided to disabled individuals to repair or replace accessibility-related property would also be excluded.

FEMA could waive a debt owed by an individual or household if it had erroneously provided them with assistance and collection of the debt would be "against equity and good conscience." The debt could not be waived if it involved fraud.

Housing

FEMA could rent multifamily property that had been damaged by a disaster for use as temporary housing. It could make repairs to the housing that exceed the value of the lease agreement. Under current law, the cost of repairs is deducted from the lease agreement.

Innovative Federal Strategies LLC

Guidance

FEMA would have to provide guidance and annual training to state, tribal, and local governments; first responders; and utility companies on how to ensure that hospitals and nursing homes have an adequate power supply in a disaster.

FEMA, in coordination with the Federal Highway Administration, would have to develop guidance on evacuation route selection, design, and maintenance. They would also have to provide guidance on flooded road repair.

FEMA would have to issue guidance to local governments about acquiring open space for hazard mitigation.

FEMA would have to provide technical assistance to help community associations, such as condo boards, apply for disaster assistance. It would also have to recommend legislation that would extend eligibility to them.

The House Rules Committee said it's likely to meet the week of April 23 to consider a structured rule for floor debate on H.R. 4. A simple majority would be required for passage.

**INFORMATION
ITEM**

4H



April 27, 2018

To: Inland Empire Utilities Agency

From: Michael Boccadoro
Beth Olhasso

RE: April Legislative Report

Overview:

While the water year got off to a slow start, March and April rain storms helped to bolster reservoir levels. Some of the precipitation fell as snow, but subsequent warm weather storms and rising temperatures melted much of that additional snowpack. Central Valley Project allocations have improved slightly as a result of these late storms, but contractors continue to be disappointed with the low allocation levels. State Water Project contractors share these frustrations, with only a 30 percent allocation.

As water contractors continue to lament over the disappointing allocations thus far, urban conservation has slowed significantly since the drought. In fact, urban water usage is nearly as high as it was the year before the drought struck.

Not only are consumer trends continuing to change in the wake of the drought, but so are water policies. The legislature and State Water Resources Control Board are still grappling with water-use efficiency mandates. Meanwhile, policy makers are also working through infrastructure proposals such as the California WaterFix. After some surprising twists and turns in the saga, Metropolitan Water District of Southern California (MWD) voted to fund a significant share of the cost of both tunnels.

As required by the Sustainable Groundwater Management Act, the Department of Water Resources has issued their annual Water Available for Replenishment Report. The report finds an estimated 1.5 million acre-feet of water is available statewide for replenishment of groundwater basins, some of which comes during high flow years like last winter.

The California Independent System Operator announced it will become its own Reliability Coordinator and offer these services to other balancing authorities and transmission operators in the western United States.

In the Capitol, elected officials are working feverishly through legislative and budget committees, ahead of the June 1st house of origin deadline and the June 15th budget deadline. Water-use efficiency legislation proponents are finalizing the last round of amendments needed to secure the necessary votes for passage. The movement to fund clean, safe and affordable drinking water for all Californians remains on hold until Democrats can regain their two-thirds super-majority in both houses. And the annual attempt by in-Delta interests to tilt the Delta Stewardship Council makeup towards in-Delta members has died.

Inland Empire Utilities Agency Status Report – April 2018

As Drought Effects Ease, So Does Water Conservation

Amid a prolonged legislative negotiation over how water-use efficiency legislation, called for by Governor Brown, will take shape, urban water users slowed conservation efforts. Conservation levels have fallen to the levels they were when the Governor and the State Water Resources Control Board (SWRCB) called for mandatory cut-backs at the height of California's recent historic drought.

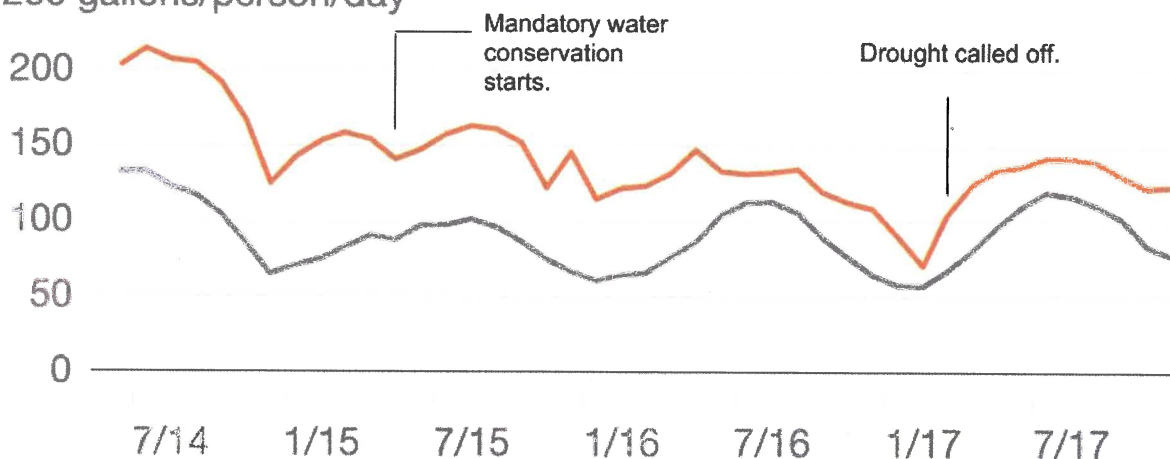
Statewide, urban users are using 18 percent more water than they were in 2017. These levels are almost as high as before the drought, when Californians used 74 gallons per person per day in January 2013. This January, Californians used 71 gallons. Much of the increase in early 2018 was the result of dry conditions as residents were forced to irrigate lawns and landscape.

The SWRCB relaxed their conservation mandates last April but continue to work on a permanent ban on wasteful practices. The board was scheduled to take a vote in early April but continues to put it off amid legal concerns with California's waste and unreasonable use doctrine. Meanwhile, AB 1668 (Friedman) and SB 606 (Skinner), two bills that tackle urban and agricultural conservation practices, continue to be negotiated as we head into budget season. Proponents of the water-use efficiency legislation will be sure to highlight the steady increase in water use, shown by the chart below, in the wake of the Governor's lift of the emergency drought declaration.

Residential water use during the drought

■ Beverly Hills ■ California

250 gallons/person/day



California WaterFix Update

After some surprising twists and turns in the California WaterFix saga, Metropolitan Water District of Southern California (MWD) voted to cover two-thirds of the cost of both tunnels. The vote comes after multiple agencies, including Westlands Water District indicated that they would not support the two-tunnel version of the project as presented at that time. Since Westlands and others balked at two tunnels, the Administration put out a revised, scaled down project that would build a State Water Project tunnel first and potentially build a Central Valley Project tunnel later if funding came together.

In the wake of this change of heart among some of the districts, MWD began looking into the possibility of funding a larger portion than their share of the one tunnel project, to ensure that it would be built. Instead MWD voted to fund \$10.8 billion of the \$16.7 billion price tag for both tunnels.

The state and federal governments will still own the pumping facilities in the delta, and the Department of Water Resources would operate the tunnels. MWD would likely recoup their increased investment in the project by selling or leasing their excess capacity to users such as San Joaquin Valley farmers who previously said the project was too expensive for their customers.

Construction would begin in 2019, at the earliest, if the water rights change petition currently before the State Water Resources Control Board is approved and the pertinent pending lawsuits are resolved.

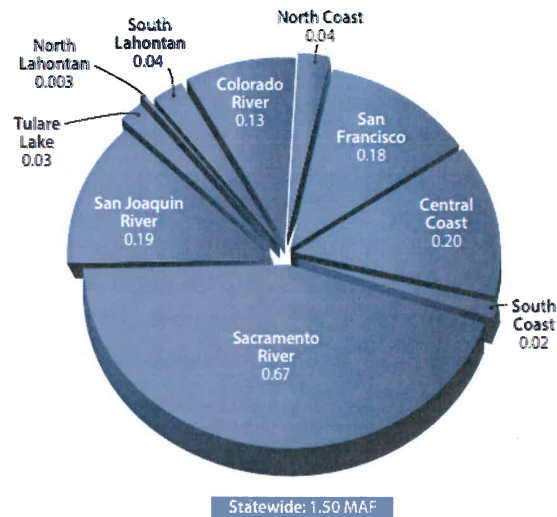
DWR Issues Water Availability Report

As required by the Sustainable Groundwater Management Act, the Department of Water Resources (DWR) has issued their annual [Water Available for Replenishment](#) report. As the title suggests, the report is designed to assist local groundwater agencies in estimating the amount of surface water available for replenishment (WAFR) for each of the state's 10 hydrologic regions and 56 planning areas. Well more than half of the water found available is in Central Valley farming regions.

The report estimated that on average, 1.5 million acre-feet of water is available statewide for replenishment of groundwater basins, some of which comes during high flow years like last winter. Further, it suggests local jurisdictions must take an all-of-the-above approach and develop a diverse water portfolio of conservation, recycling, desalination, additional storage and conveyance, stormwater capture, and transfers.

The report specifically identifies WAFR by region, as shown in the chart below.

Figure ES-1. DWR's Best Estimate of Average Annual WAFR, by Hydrologic Region (taf)



CAISO Aims to Keep Reliability Coordinator Service Rates Low

The California Independent System Operator announced it will become its own Reliability Coordinator and offer these services to other balancing authorities and transmission operators in the western United States. The ISO has given notice of its withdrawal to its current reliability coordinator, Peak Reliability, and to each of their funding members, effective September 2019.

A reliability coordinator is responsible for complying with North American Electric Reliability Corporation and regional standards, including providing oversight, monitoring operational and security risks, acting or directing action to preserve system reliability, and providing leadership in system restoration following a major reliability event. The RC services CAISO is contemplating will include outage coordination and day-ahead planning in addition to real-time monitoring for reliability.

Not only will CAISO provide reliability coordination services for its own footprint, it will also offer the services to other parties across the western United States at competitive costs.

CAISO had supported a single reliability coordinator in the Western Interconnection to provide the most comprehensive and coordinated view of the system. However, as the likely departure of the Mountain West Transmission Group from Peak is expected to increase costs to all participants, CAISO believes it is now necessary to withdraw.

CAISO is extending its withdrawal period from the required 18 months to 20 months to ensure seamless coordination with Peak Reliability's members on the transition. During that time, CAISO has pledged to work through an open and transparent process with all interested stakeholders to complete necessary tariff changes, oversight functions, and certification processes from NERC and the Western Electricity Coordinating Council in a timely manner.

The ISO plans for its new RC unit to be certified and operational by spring 2019.

The ISO recently announced that its planned service costs would be at least half of those offered by Peak Reliability.

Legislative Update

April was very busy with policy committee hearings as members raced to meet the April 27 deadline for all fiscal bills to be out of policy committees.

Meanwhile, budget sub committees are reviewing the Governor's 2018-19 budget and developing their own budget proposals.

Water Use Efficiency

The proponents of SB 606 (Skinner) and AB 1668 (Friedman) related to water use efficiency, spent significant time finalizing language with stakeholders, the authors, other interested legislators, and the Brown Administration. The close-to-final draft was recently released and may be taken up for vote in the coming weeks.

Highlights of the recent draft include language to require a process for variances as well as clarifies the process to lower the gallons per capita daily (GPCD) standards beyond those outlined in the legislation can only be done by the Legislature. The new language does not include an increase in the potable reuse credit. It remains at ten percent.

Various stakeholders have begun to remove opposition, including California Municipal Utilities Association and Metropolitan Water District of Southern California. ACWA is working through final amendment recommendations to fine tune a few technical elements of the bill.

Clean Drinking Water Fund

The conversation around SB 623 (Monning) continues, especially after the Brown Administration released a budget trailer bill with their proposal for implementing a Safe Drinking Water Fee. The language is consistent with SB 623 which would establish the Safe and Affordable Drinking Water Fund to provide operating and maintenance funds for disadvantaged communities with contaminated groundwater sources. The account would be funded by fees from all water users with an exemption for low income customers, an assessment on fertilizer, and an assessment on livestock operations.

Both Assembly and Senate budget subcommittees heard presentations on the issue recently. Opposition came from urban water districts who continue to be adamantly opposed to a water tax and hardline environmentalists who believe that ag is getting let off the hook with a marginal fee and legal protections. Many agricultural groups expressed their support along with several environmental justice groups who have been developing the proposal. The committees did not take a vote.

It isn't clear yet which vehicle will move, but the Brown Administration isn't interested in a prolonged fight at the end of session over this issue. Opposition from a significant number of urban water agencies and ACWA remains very strong. With a 2/3 vote required for whichever vehicle ends up as the main safe drinking water fee vehicle, and a number of Democratic vacancies, it is unlikely the bill will move anytime soon. Activity and discussion is likely to pick up after the June 5th primary election, when the Democratic majority will be replenished.

Eastern Municipal Water District and the California Municipal Utilities Association have introduced AB 2050 (Caballero, D-Salinas) as an alternative to SB 623. Their bill looks at how to consolidate failing water agencies under a larger umbrella to provide cost effective technical, managerial and financial support. The bill is supported by Metropolitan Water District of Southern California, the Association of California Water Agencies, the Santa Ana Watershed Project Authority and many local water agencies. The measure has passed both the Local Government and Environmental Safety and Toxic Materials (ESTM) committees and is now in the Appropriations committee.

SB 998 (Dodd)

A coalition of opponents to SB 998, Senator Dodd's (D-Napa) bill regarding water shutoffs, continue to meet with the author's staff to present an initial list of amendments. Currently, the bill prohibits a water agency from shutting off water service to a residential customer, under certain conditions. Concerns among stakeholders remain on how the whole shutoff process would work including any Proposition 218 issues that would arise as other customers have to assume the cost of service to any residential property that does not pay their bill. The bill has been making its way through three different policy committees with members wanting to support access to clean drinking water for all Californians, but also understanding the issues with Proposition 218 water agencies face.

SB 831 (Wieckowski)

This bill looks to make it easier for accessory dwelling units to be permitted and constructed as one part of a package of bills aiming to ease California's lack of affordable housing. Many water agencies are concerned that they would not be able to charge to add a second meter, monthly or capacity charges to the accessory dwelling unit. The author seems to have agreed to amendments that would remove this provision and allow water agencies to charge the second unit. Amendments are not in print, so final confirmation is necessary.

AB 1876 (Frazier)

The annual attempt to stack the Delta Stewardship Council membership with in-delta representatives has once again failed in its first committee without a single "aye" vote. A strong coalition, of which IEUA was a member, led by MWD, worked hard to successfully kill the bill. This type of legislation has cropped up every year recently and has always met the same fate. WCA will continue to look for similar legislation and work with MWD to defeat any repeat attempt this year.

**INFORMATION
ITEM**

41



CALIFORNIA STRATEGIES, LLC

Date: April 27, 2018
To: Inland Empire Utilities Agency
From: John Withers, Jim Brulte
Re: April Activity Report

- 1. This month Senator Brulte and John Withers held their monthly meeting on April 2 with the senior staff of the agency.**
- 2. Regional Contract**
 - A meeting with the TAC was held April 11**
- 3. Proposition One Grant Application**
 - Kathy Besser testified on March 20th**
 - Meeting w Jay Ziegler, Martha Davis planned March 20th.**
 - Funding expected to be awarded by June/July**
- 4. Fee Collection**
 - Discussion of fee collection issues**
- 5. -Provided Senior Staff with presentations to review for adaptation**

18800 VON KARMAN AVENUE, STE. 190 · IRVINE, CALIFORNIA 92612

TELEPHONE (949) 252-8990 · FACSIMILE (949) 252-8911

WWW.CALSTRAT.COM

**INFORMATION
ITEM**

4J

Federal Legislation of Significance

Bill Number	Sponsor	Title and/or Summary	Summary/Status
H.R. 1625	Rep. Rodney Frelinghuysen (R-NJ)	Fiscal Year18 Omnibus	<p>On Monday, March 21, 2018 the House Appropriations Committee today introduced legislation to provide all discretionary funding for the federal government for the 2018 fiscal year. The bill contains the full legislation and funding for all the 12 annual Appropriations bills and it totals \$1.3 trillion. Funding highlights are below:</p> <ul style="list-style-type: none"> ▪ Community Planning and Development: The bill contains \$7.7 billion for Community Planning and Development programs – \$866 million above the fiscal year 2017 enacted level. ▪ Community Development Block Grants: CDBG is funded at \$3.3 billion, \$300 million above the fiscal year 2017 level. The first significant increase since 2010. ▪ Economic Development Administration (EDA): The legislation includes \$302 million for the EDA, an increase of \$26 million above the fiscal year 2017 level. ▪ Bureau of Reclamation: A total of \$1.47 billion would go to the Bureau of Reclamation. The Bureau’s drought assistance program would be extended through fiscal 2020 and its authorization would be increased to \$120 million, from \$90 million, for the duration of the program. The agreement provides \$34 million for WaterSMART grants and \$54.4 million for the Title XVI Water Reclamation and Reuse program. In addition the bill includes \$134 million for water storage projects authorized in the Water Infrastructure Improvements for the Nation (WIIN) Act. ▪ Clean Water and Drinking Water State Revolving Loan fund: The legislation provides \$2.9 An increase of \$66 million to accelerate the cleanup of Superfund sites and respond to releases of hazardous substances. ▪ Water Infrastructure Finance and Innovation Act (WIFIA): A total of \$63 million for the program, an increase of \$53 million. ▪ TIGER (National Infrastructure Investments): The multimodal program is funded at \$1.5 billion, a \$1 billion increase over the fiscal year 2017 enacted level. Language is included in the bill to ensure that at least 30% of these funds go to rural communities. ▪ Transit Infrastructure Grants: Increased by \$834 million (including \$400 million to help communities modernize their bus systems and \$400 million for capital assistance to transit systems). ▪ HUD-VA Supportive Housing (HUD-VASH) Vouchers: Increase funding of \$40 million for new vouchers, while also protecting VA resources providing case management for homeless veterans. ▪ Sanctuary Cities: The bill wouldn’t bar the Justice Department from providing funds to “sanctuary cities” that don’t comply with federal immigration law. ▪ Flood Insurance: The bill extends flood insurance program through Tuesday, July 31.

			On Thursday, March 23, 2018 the Senate passed the legislation and President Donald Trump signed it into law.
H.R.4902	Rep. John Katko (R-NY)	Securing Required Funding for Water Infrastructure Now Act	<p>The legislation would amend the Water Infrastructure Finance and Innovation Act of 2014 to provide to State infrastructure financing authorities additional opportunities to receive loans under that Act to support drinking water and clean water State revolving funds to deliver water infrastructure to communities across the United States.</p> <p>The bill was introduced on Tuesday, January 30, 2018 and referred to the Committee on Transportation and Infrastructure, and in addition to the Committee on Energy and Commerce.</p>
S 2364	Sen. John Boozman	Securing Required Funding for Water Infrastructure Now Act	<p>The intention of the bill is to amend the Water Infrastructure Finance and Innovation Act of 2014 to provide to State infrastructure financing authorities additional opportunities to receive loans under that Act to support drinking water and clean water State revolving funds to deliver water infrastructure to communities across the United States, and for other purposes.</p> <p>The legislation was introduced on Tuesday, January 30, 2018 and referred to the Committee on Environment and Public Works.</p>
S.2329	Sen. John Hoeven (R-ND)	Water Infrastructure Finance and Innovation Reauthorization Act of 2018	<p>This measure is designed to spur investments in water project development across the nation by supplementing federal funding of water infrastructure projects — including wastewater treatment, flood control and storm water management — with long-term, low-cost loans and loan guarantees, reauthorize and amend the Water Infrastructure Finance and Innovation Act of 2014, and double the Environmental Protection Agency’s fiscal year 19 WIFIA authorization to \$90 million and extend the program for five years, through 2024.</p> <p>The legislation was introduced Tuesday, January 23, 2018 was referred to the Committee on Environment and Public Works</p>
H.R.4492	Rep. Brian Mast (R-FL)	Water Infrastructure Finance and Innovation Reauthorization Act of 2017	<p>H.R. 4492 is a companion bill to S.2329 and would spur investments in water project development across the nation by supplementing federal funding of water infrastructure projects.</p> <p>This bill was introduced Thursday, November 30, 2017 and was referred to both the Committee on Transportation and Infrastructure, and in addition to the Committee on Energy and Commerce.</p>
H.R. 5127	Rep. Grace Napolitano (D-CA)	Water Recycling Investment and Improvement Act	The legislation would assist water agencies with the expansion, planning, designing, and building of water recycling plants and modernizing water infrastructure by making changes to the WIIN Act Title XVI water recycling and reuse program by removing the

			<p>requirement of funding projects that are in drought or disaster areas, increasing the authorization from \$50 million to \$500 million, making the program permanent rather than sun-setting in 2021, and taking away the requirement that the projects need to be designated in an appropriations legislation.</p> <p>The bill was introduced on Tuesday, February 27, 2018 and referred to the Committee on Natural Resources, and in addition to the Committee on Transportation and Infrastructure.</p>
H.R. 1892	Rep. John Larson (D-CT)	Bipartisan Budget Act of 2018- Vehicle for the Short-Term Continuing Resolution	<p>Government funding continues through Friday, March 23 218, and spending caps increased by about \$300 billion over two years.</p> <p>The measure also suspends the debt limit for about one year. provides \$84 billion for disaster relief and provide tax relief for wildfire victims, extends the Children's Health Insurance Program an additional four years, repeal a Medicare cost-control panel known as the Independent Payments Advisory Board, renews a litany of expired tax provisions, and increases support for cotton and dairy producers by modifying agriculture programs.</p> <p>President Trump signed the legislation on Friday, February 09, 2018.</p>
H.R. 1370	Rep. Michael McCaul (R-TX)	Vehicle for the Short-Term Continuing Resolution	<p>The continuing resolution(CR) to fund the government through Friday, January 19, passed the House 231-188 and the Senate 66-32 on Thursday, December 21. The CR maintains current levels of spending through Jan. 19 and provide \$4.5 billion in emergency funding for missile defense work as well as other Pentagon expenses</p> <p>President Trump signed the legislation into law on Friday, December 22, 2017.</p>
H.R.1	Rep. Kevin Brady (R-TX)	An Act to provide for reconciliation pursuant to titles II and V of the concurrent resolution on the budget for fiscal year 2018.	<p>This bill amends the Internal Revenue Code to reduce tax rates and modify policies, credits, and deductions for individuals and businesses. Tax rates would be reduced, dozens of breaks would be eliminated, and the individual mandate from the Affordable Care Act would be eliminated. The corporate income tax rate would be set at 20 percent.</p> <p>H.R.1 was introduced on Thursday, November 2 buy the Committee on Ways and Means. The House voted 227-205 and passed the bill on Thursday, November 16. On December 19, the conference report was agreed in the House with a vote of 227-203. The House agreed to the Senate amendment on December 20 with a vote of 224-201. The legislation became Public Law No: 115-97 on December 22, 2017.</p>

H.R. 2266	Rep. John Conyers	Additional Supplemental Appropriations for Disaster Relief Requirements Act, 2017	<p>Hurricane and wildfire relief efforts would receive an additional tranche of emergency supplemental funding under a House amendment to the Senate amendment to H.R. 2266.</p> <p>The \$36.5 billion aid package would: Appropriate \$18.7 billion for the Federal Emergency Management Agency's (FEMA) Disaster Relief Fund (DRF). As much as \$4.9 billion could be transferred to FEMA's Community Disaster Loan (CDL) program to help local governments and U.S. territories provide essential services. Cancel \$16 billion in loans to the National Flood Insurance Program (NFIP), which reached its borrowing limit after hurricanes Harvey and Irma. And allow as much as \$1.27 billion in previously appropriated funding to be transferred for emergency nutritional assistance in Puerto Rico.</p> <p>The Senate agreed to the House amendment to the Senate amendment to H.R. 2266 by 82-17. On October 26, 2017, the bill became Public Law No: 115-72.</p>
H.R. 3711	Reps. Lamar Smith (R-TX)/Ken Calvert (R-CA) /Bob Goodlatte (R-VA)	The Legal Workforce Act	<p>A bill that would require all U.S. employers to use the E-Verify electronic employment verification system. The requirement would be phased over a two-year period, starting with the largest employers. The agriculture industry would have an additional six months (or 30 months total) to come into compliance.</p> <p>H.R. 3711 was referred to the Committee on the Judiciary, and in addition to the Committees on Ways and Means, and Education and the Workforce on Friday, September 8th. On Wednesday, September 27th, H.R.3711 was referred to Judiciary Subcommittee on Immigration and Border Security. Judiciary Committee Consideration and Mark-up Session was held on Wednesday, October 25th. H.R. 3711 was ordered and reported (amended) by the yeas and nays: 20-10 on October 25, 2017.</p>
H.R. 601	Rep. Nita Lowey (D-NY)	Continuing Appropriations Act, 2018 and Supplemental Appropriations for Disaster Relief Requirements Act, 2017	<p>\$15.25 billion dollar bill for disaster aid following the destruction caused by Hurricane Harvey and anticipated by Hurricane Irma. This bill will also raise the debt limit and includes a continuing resolution funding the government until December 8th.</p> <p>H.R. 601 was passed in the Senate on Thursday, September 7 will additional Hurricane funding and the deficit reduction until December provisions. The House passed the bill on Friday, September 8, 2017, and was signed by the President on the same day (Public Law 115-64).</p>

H.R. 3354	Rep. Ken Calvert (R-CA)	Make America Secure and Prosperous Appropriations Act, 2018	<p>An omnibus package including the Interior; Homeland Security; Financial Services; Commerce, Science, and Justice; Transportation, Housing and Urban Development; Agriculture; Labour and Health and Human Services, and Education; and State and Foreign Operations Appropriations Acts, fiscal year 2018. The House-passed version of H.R. 3354 includes all 12 appropriations bills, including four that were previously passed in H.R. 3219.</p> <p>Highlighted bills in this package are below.</p> <p>H.R. 3219 was introduced in the House Rules Committee on Wednesday, August 16. was considered and passed by a vote of 211 to 198 on the House Floor on September 14, 2017. The Continuing Resolution, H.R.195, ran until February 8, 2018.</p>
H.R. 23	Rep. David Valadao (R-CA)	Gaining Responsibility on Water Act of 2017	<p>Among other things the legislation would require regulators to comply with the Bay-Delta Accord and make changes to the state's Central Valley and State Water projects and streamline permitting processes. The bill included provisions from multiple other bills previously passed by the House that sought to increase the flow of water to areas of California that have experienced drought over the past five years. The measure was referred to the House Committee on Natural Resources and the Committee on Agriculture.</p> <p>By a vote of 230-190, the House passed H.R. 23, as amended, on July 12, 2017. H.R. 23 was received in Senate, read twice and referred to the Committee on Energy and Natural Resources on July 18, 2017.</p>
	Rep. Bill Shuster (R-PA) /Sens. Jim Inhofe (R-WY) and Kamala Harris (D-CA)	Infrastructure Package	<p>Throughout the month, the House Transportation and Infrastructure Committee have held a series of hearings entitled, "Building a 21st Century Infrastructure for America," which have focused on various aspects of infrastructure, from passenger rail service to reauthoring the Federal Aviation Authorization (FAA).</p> <p>On June 7, President Trump outlined that he intends to leverage \$200 billion in direct federal funding over ten years to help stimulate \$1 trillion in investment in infrastructure. This federal funding will consist of 1) grants and loans that seek to privatize the country's air traffic control system, 2) grants to repair bridges, road, 3) enhanced loan program with the Transportation Infrastructure Finance and Innovation Act, and 4) incentive programs with grants to states and municipalities.</p> <p>One part of the president's plan has already been put into legislation. House Transportation and Infrastructure Committee Chairman Bill Shuster and Aviation Subcommittee Chairman Frank LoBiondo (R-NJ) introduced the FAA's</p>

			<p>reauthorization legislation, H.R. 4441, the 21st Century Aviation Innovation, Reform, and Reauthorization (AIRR) Act, which will transfer air traffic control operations from the FAA to a private, nonprofit, 13-member board. While Representative Shuster said that the bill does not “mirror” President Trump’s infrastructure outline, he said that he considered many aspects of the proposal. Shuster has also voiced his hope that the committee will markup the legislation on Tuesday, June 27 and move to the floor in mid-July.</p> <p>Currently, it is unclear who will champion the bill in the other chamber. Senate Commerce, Science and Transportation Committee Chairman John Thune (R-SD) announced that the Senate’s FAA reauthorization legislation will not include privatizing the air traffic control system. That said, Representative Sam Graves (R-MO), who last year voted against the 2016 FAA reauthorization bill, helped develop the legislation with Chairman Shuster.</p>
H.R. 1663	Rep. Grace Napolitano (D-CA) / Rep. Rob Wittman (R-VA)	Water Resources Research Amendments Act	<p>This legislation would extend a Federal-State partnership aimed at addressing state and regional water problems, promoting distribution and application of research results, and providing training and practical experience for water-related scientists and engineers. H.R. 1663 would authorize \$9,000,000 annually over five years for grants to water resources research institutes and require two-to-one matching with non-federal funds. It would also promote exploration of new ideas, expand research to reduce energy consumption, and bolster reporting and accountability requirements.</p> <p>The bill has been introduced in the House Committee on Natural Resources and referred to the Subcommittee on Water, Power and Oceans on March 27, 2017.</p>
H.R. 497/ S.357	Rep. Paul Cook (R-CA)/ Sen. Dianne Feinstein (D-CA)	Santa Ana River Wash Plan Land Exchange Act	<p>This bill directs the Department of the Interior: (1) to quitclaim to the San Bernardino Valley Water Conservation District in California approximately 327 acres of identified federal land administered by the Bureau of Land Management, and (2) in exchange for such land, to accept from the Conservation District a conveyance of approximately 310 acres of its land.</p> <p>On April 27th HR 497 passed through the House Natural Resources Committee by unanimous consent, and was scheduled for the House Floor Consideration on June 2nd.</p> <p>This bill was passed by the House on June 27th by a vote of 424-0. The bill was referred to the Senate Committee on Energy and Natural Resources on June 28th and no further action has been taken.</p>

			The Senate Environment and Public Works Committee held a hearing on S. 357 on July 26, 2017. No further activity is anticipated until the Fall.
S. 32	Sen. Dianne Feinstein (D-CA)	California Desert Protection and Recreation Act	<p>This bill would designate important wilderness in the California desert and protect lands for recreation, wildlife and tourism. Aspects of the bill include:</p> <ul style="list-style-type: none"> • Mandate study and protection of Native American cultural trails along the Colorado River. • Designate 230,000 acres of additional wilderness area between the Avawatz Mountains near Death Valley to Imperial County's Milpitas Wash. • Add 43,000 acres to Death Valley and Joshua Tree national parks. • Create a 75,000-plus acre special management area at Imperial County's Vinagre Wash. • Designate Inyo County's Alabama Hills as a National Scenic Area. • Prohibit new mining claims on 10,000 acres in Imperial County considered sacred by the Quechan Tribe. <p>Additionally, the bill protects 140,000 acres of existing off-road vehicle riding areas from mining, energy development, military base expansion or other decisions that would close them to vehicle use.</p> <p>The Senate Environment and Public Works Committee held a hearing on S.32 on July 26, 2017. No further activity is anticipated until the Fall.</p>
H.R. 2510	Rep. Peter DeFazio (D-OR)	Water Quality Protection and Job Creation Act of 2017	<p>This bill would amend the Federal Water Pollution Control Act to authorize appropriations for State water pollution control revolving funds.</p> <p>This bill has been introduced to the House Transportation and Infrastructure subcommittee on Water resources and Environment on May 19, 2017.</p>
H.R. 1654	Rep. Tom McClintock (R-CA)	Water Supply Permitting Coordination Act	<p>This bill would allow water project sponsors the opportunity to use an expedited permitting process for new or expanded surface non-federal storage facilities through the Bureau of Reclamation, which would be the lead and central agency coordinating the review process.</p> <p>The House Natural Resources Committee approved the bill by a vote of 24-16 on April 27. The House Rules Committee on June 20th dictated final amendments for passage on the House Floor; this bill passed the House on June 22 by a vote of 233-180. H.R. 1654 was referred to the Senate Committee on Energy and Natural Resources on June 26 and not further action has been taken.</p>

H.R. 195	Rep. Steve Russell (R-OK)	Continuing resolution through Feb. 8 & CHIP reauthorization	<p>The measure would extend funding for most federal agencies at the reduced fiscal 2017 spending levels initially provided by Public Law 115-56 to keep spending in line with the fiscal 2018 caps. It would be the fourth continuing resolution passed since the fiscal year began on Oct. 1.</p> <p>The legislation also would extend most anomalies and program extensions from the previous continuing resolutions, such as the National Flood Insurance Program.</p> <p>The measure would allow emergency missile defense funding provided under the last CR to be used for intelligence activities that haven't been specifically authorized by Congress.</p> <p>It also includes other anomalies that would allow funding for summer food programs for kids, NASA space exploration, the Energy Department inspector general, and small-business loans, to be apportioned at the rate needed to maintain operations and meet scheduling and other requirements. Additionally, the Housing and Urban Development Department could adjust funding for public housing agencies to administer Section 8 Housing Choice Vouchers in areas where the president declared a disaster in 2017 or 2018.</p> <p>The measure would provide \$21.5 billion for fiscal 2018 for CHIP, increasing to \$25.9 billion by fiscal 2023. The fiscal 2023 amount would come from two semiannual allotments of \$2.85 billion and an additional \$20.2 billion for the first half of the year that would remain available until expended.</p> <p>This House voted 230-197 to pass the legislation on January 18, 2018. The Senate amended the bill and voted 81-18. This legislation was resolved in the House on January 22, 2018 and passed with a vote of 266-150. The President signed the bill into law (Public Law 115-120) on January 22, 2018.</p>

**INFORMATION
ITEM**

4K

State Legislation

Bill Number	Sponsor	Title and/or Summary	Summary/Status	IEUA Position
AB 1668	Friedman	An Act Relating to Water	This bill would state the intent of the Legislature to enact legislation necessary to help make water conservation a California way of life.	SUPPORT Senate Rules
AB 1654	Rubio	An Act Relating to Water	This bill would state the intent of the Legislature to enact legislation necessary to help make water conservation a California way of life.	WATCH Senate Natural Resources and Water
AB 1876	Frazier	Sacramento-San Joaquin Delta: Delta Stewardship Council	The Sacramento-San Joaquin Delta Reform Act of 2009 establishes the Delta Stewardship Council, which consists of 7 members, and requires the council to develop, adopt, and commence implementation of a comprehensive management plan for the Delta, known as the Delta Plan. This bill would increase the membership of the council to 13 members, including 11 voting members and 2 nonvoting members, as specified.	OPPOSE DEAD
AB 869	Rubio	Sustainable water use and demand reduction: recycled water	Excludes, from the calculation of any water use or water efficiency target established after 2020, recycled water, as specified, delivered within the service area of an urban retail or wholesale water supplier	WATCH Senate Natural Resources and Water
AB 3037	Chiu	Community Redevelopment Law of 2018	Would authorize a city or county to propose the formation of a redevelopment housing and infrastructure agency by adoption of a resolution of intention that meets specified requirements, and providing that resolution to each affected taxing entity. The bill would require the city or county that adopted that resolution to hold a public hearing on the proposal to consider all written and oral objections to the formation, as well as any recommendations of the affected taxing entities, and would authorize that city or	WATCH, and work with CSDA Assembly Appropriations

			county to adopt a resolution of formation at the conclusion of that hearing.	
SB 606	Skinner/Hertzberg	An Act Relating to Water	This bill would state the intent of the Legislature to enact legislation necessary to help make water conservation a California way of life.	SUPPORT Assembly Floor
SB 623	Monning	Water Quality: Safe and Affordable Drinking Water Fund	Would establish the Safe and Affordable Drinking Water Fund in the State Treasury and would provide that moneys in the fund are continuously appropriated to the State Water Resources Control Board. The bill would require the board to administer the fund to secure access to safe drinking water for all Californians, while also ensuring the long-term sustainability of drinking water service and infrastructure. The bill would authorize the state board to provide for the deposit into the fund of federal contributions, voluntary contributions, gifts, grants, bequests, and settlements from parties responsible for contamination of drinking water supplies.	WATCH Assembly Rules Committee

**INFORMATION
ITEM**

4L

Date: May 16, 2018

To: The Honorable Board of Directors

From: Halla Razak, General Manager

Committee: Finance & Administration

HHH
05/09/18

Executive Contact: Christina Valencia, Executive Manager of Finance & Administration/AGM

Subject: FY 2018/19 Proposed Budget Amendment for Administrative Services,
Non-Reclaimable, and Water Resources Programs

Executive Summary:

On June 21, 2017, the Board of Directors approved the Agency's second Biennial Budget for fiscal years (FYs) 2017/18 and 2018/19, and Ten Year Capital Improvement Plan (TYCIP) for FYs 2018-2027. As part of the biennial budget cycle, a review of the second budget year is done at the end of the first year to determine whether any adjustments are needed to meet changes under certain assumptions or conditions. Amendments to the Regional Wastewater, Recycled Water and Recharge Water programs were presented to the Board on April 11, 2017.

The proposed amendment is for the FY 2018/19 adopted budget of the remaining programs comprised of the Administrative Services, Non-Reclaimable Wastewater, and Water Resources. The net increase of \$3.4 million to total revenues is primarily due to the advancement of an inter-fund loan repayment. No changes to the Water Resources adopted multi-year rates are proposed for FY 2018/19.

Staff's Recommendation:

The FY 2018/19 proposed budget amendment for Administrative Services, Non-Reclaimable, and Water Resources Programs is submitted as an informational item for the Board to review and file.

Budget Impact Budgeted (Y/N): N Amendment (Y/N): Y Amount for Requested Approval:

Account/Project Name:

Fiscal Impact (explain if not budgeted):

The proposed net increase of \$3.6 million to the FY 2018/19 Adopted Budget will increase total Agency fund reserves

Prior Board Action:

On June 21, 2017, the Board of Directors approved the Agency's biennial budget for FYs 2017/18 and 2018/19.

Environmental Determination:

Not Applicable

Business Goal:

The proposed amended to the FY 2018/19 Adopted Budget for the Agency's programs is consistent with the IEUA Business Goals of Fiscal Responsibility, Water Reliability, Wastewater Management, Environmental Stewardship, and Business Practices to optimize investment earnings.

Attachments:

Attachment 1 - Background

Attachment 2 - Powerpoint

Attachment 3 - Administrative Services, Non-Reclaimable Wastewater, and Water Resources Program Sources and Uses of Funds Report

Background

Subject: FY 2018/19 Budget Amendment for Administrative Services, Non-Reclaimable Wastewater, and Water Resources Programs

Fiscal Year 2018/19 Proposed Budget Amendment for Administrative Services, Non-Reclaimable Wastewater, and Water Resources Programs

On June 21, 2017 the Board of Directors approved the Agency's second Biennial Budget for fiscal years (FYs) 2017/18 and 2018/19, and Ten-Year Capital Improvement Plan (TYCIP) for FYs 2018-2027. As part of the biennial budget cycle, a review of the second budget year is done at the end of the first year to determine whether any adjustments are needed to meet changes in certain assumptions or conditions. Summarized below are the proposed amendments recommended for FY 2018/19 for the Administrative Services, Non-Reclaimable Wastewater, and Water Resources programs. Proposed amendments for the Regional Wastewater, Recycled Water and Recharge Water programs were presented to the Board for approval on April 11, 2018.

TOTAL USES OF FUNDS

The proposed decrease of \$0.15 million in total Uses of Funds is the net result of decrease in operation and administration expense and increase in capital projects as indicated in Table 1 below.

Table 1: FY 2018/19 Proposed Amendments to Uses of Funds by Program
(\$Millions)

Uses of Funds	Administrative Services	Non-Reclaimable Wastewater	Water Resources	Total
Operations & Administration	(\$1.18)	\$0.99	(\$2.47)	(\$2.66)
Capital Projects	\$0.37	\$2.15	\$0.00	\$2.52
Total	(\$0.81)	\$3.14	(\$2.47)	(\$0.14)

Operations & Administration: The proposed decrease in the Water Resources fund is due to a reduction in non-capital projects accounted by adjustment in the Santa Ana River Conservation and Conjunctive Use Program (SARCCUP) execution timeline. These reductions are offset by a proposed increase in operating fees in the Non-Reclaimable Wastewater fund due to projected higher wastewater strength compositions.

Capital Projects: The proposed increase is primarily due to the acceleration of the Philadelphia Life Station Force Main Improvement project in the Non-Reclaimable Wastewater (NRW) system and other minor adjustments to Agency-wide capital projects budgeted in the Administrative Services fund.

SOURCES OF FUNDS

The proposed increase to Sources of Funds of \$3.5 million is primarily associated with the acceleration of inter-fund loan repayment of \$3 million to the Non-Reclaimable Wastewater (NRW) from the Recycled Water program. The advance repayment will support capital improvements to the NRW Philadelphia Lift Station Force Main. The distribution by program and major category is shown in Table 2:

Table 2: FY 2018/19 Proposed Amendment to Sources of Funds by Program (\$Millions)

Sources of Funds	Administrative Services	Non-Reclaimable Wastewater	Water Resources	TOTAL
User Charge	\$0.00	\$1.17	\$0.19	\$1.36
Grants	\$0.00	\$0.00	(\$2.29)	(\$2.29)
Inter Fund Transfers	\$0.57	\$0.49	\$0.25	\$1.31
Other*	(\$0.24)	\$3.17	\$0.20	\$3.13
Total	\$0.33	\$4.83	(\$1.65)	\$3.51

**Other Sources include contract reimbursements and interest earnings.*

User Charges: The proposed increase of \$1.4 million is primarily due to projected higher passthrough strength and imbalance charges in the NRW north system from Sanitation District of Los Angeles County.

Grants: The proposed decrease of \$2.3 million in Grants is primarily due to an adjustment of the Santa Ana River Conservation and Conjunctive Use Program (SARCCUP) execution timeline and timing of related grant receipts.

Inter Fund Transfers: The proposed increase in the Administrative Services fund is due to higher inter fund transfers from the Regional Wastewater, Recycled Water and Non-Reclaimable Wastewater programs to support the proposed increase in capital projects. The increase in Water Resources fund is related to the transfer for water connection fees from the Recycled Water program to support conservation projects.

Adopted Multi-Year Rates

In October 2016, the Board adopted multi-year rates for the Water Resources program; the meter equivalent unit (MEU) fee, to support the Water Resources program costs, including the Agency's regional conservation and water use efficiency programs, and the Readiness to Service (RTS) Recovery rate to recover RTS charges imposed by Metropolitan Water District of Southern California (MWD). The multi-year rates support the Board's commitment to set rates and fees that fully recover the cost of service. No change is proposed for the adopted multi-year rates for the Water Resources program for FY 2018/19.

Table 3: Adopted Fees and Rates

	FY 2016/17	FY 2017/18	FY 2018/19	FY 2019/20	FY 2020/21	FY 2021/22	FY 2022/23
<i>Effective Date</i>	10/01/16	7/01/17	7/01/18	7/01/19	7/01/20	7/01/21	7/01/22
RTS Recovery	15%	30%	45%	60%	75%	90%	100%
Meter Equivalent Units (MEU)	\$0.90	\$0.95	\$0.99	\$1.04	Adjustments based on CPI		


Conclusion

The proposed increase in total Uses of Funds of \$0.15 million is primarily due to an increase in capital projects offset by a decrease in non-capital projects included in operation and administration expense. The proposed increase of \$3.5 million in total Sources of Funds is primarily due to the acceleration of an inter-fund loan repayment to the Non-Reclaimable Wastewater from the Recycled Water program. No changes to the adopted multi-year rates in Water Resource program are proposed for FY 2018/19.

The proposed amendment to the FY 2018/19 Adopted Budget for the Agency's programs is consistent with the IEUA Business Goals of *Fiscal Responsibility, Water Reliability, Wastewater Management, Environmental Stewardship and Business Practices*.

FY 2018/19 Proposed Budget Amendments

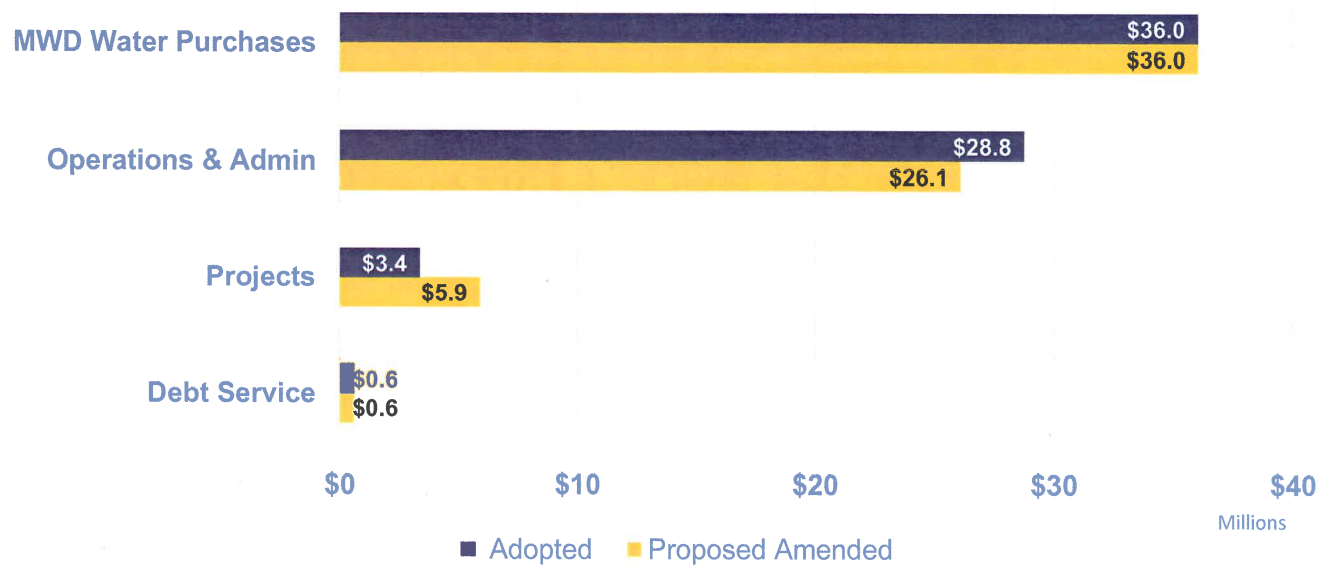
Administrative Services, Non-Reclaimable Wastewater, and Water Resources Programs



USES OF FUNDS

Administrative Services, Non-Reclaimable Wastewater, and Water Resources

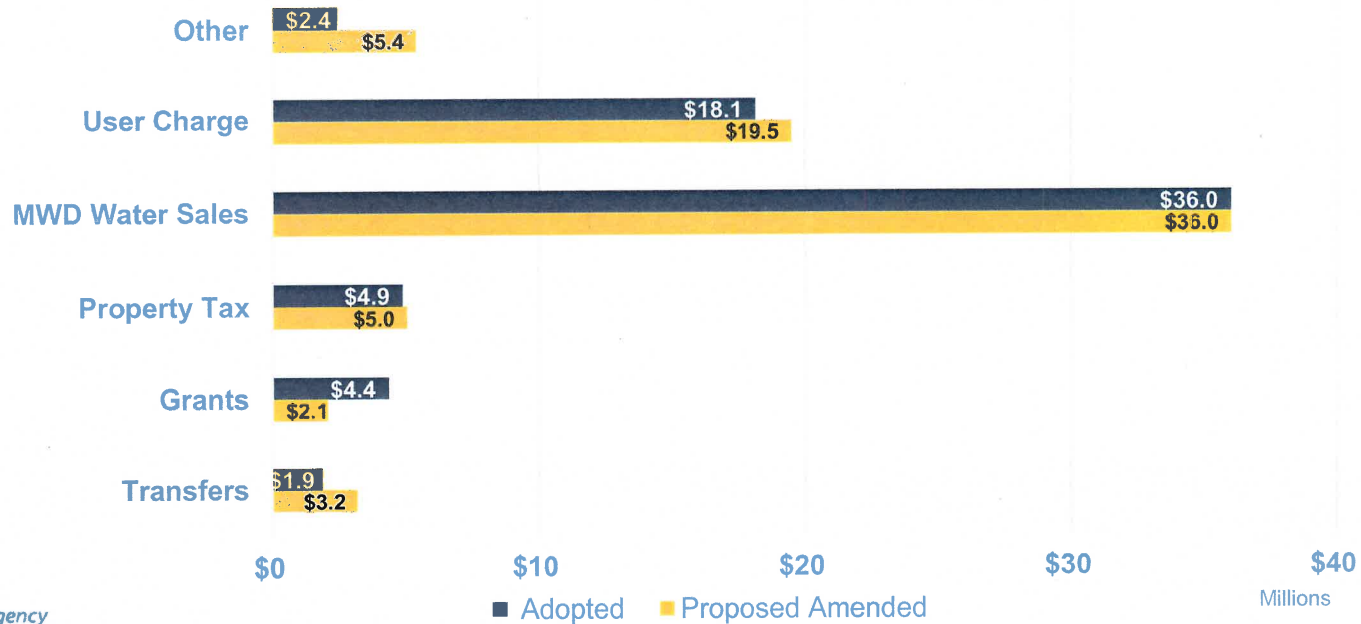
\$ Millions	FY 2018/19 Adopted	FY 2018/19 Proposed	Amendments
Total Uses of Funds	\$68.8	\$68.7	(\$0.1)



SOURCES OF FUNDS

Administrative Services, Non-Reclaimable Wastewater, and Water Resources

\$ Millions	FY 2018/19 Adopted	FY 2018/19 Proposed	Amendments
Total Sources of Funds	\$67.7	71.2	\$3.5



Questions



The proposed amendments to the FY 2018/19 Adopted Budget are consistent with the IEUA Business Goals of *Fiscal Responsibility, Water Reliability, Wastewater Management, Environmental Stewardship and Business Practices*.

**INLAND EMPIRE UTILITIES AGENCY
FISCAL YEAR 2018/19 BUDGET AMENDMENT
SOURCES AND USES OF FUNDS**

Administrative Services, Non-Reclaimable Wastewater, and Water Resources Programs (In Thousands)

	FY 2015/16	FY 2016/17	FY 2017/18	FY 2018/19	FY 2018/19 PROPOSED AMENDMENT			
	ACTUAL	ACTUAL	PROJECTED ACTUAL	ADOPTED	Administrative Services Program	Non- Reclaimable Wastewater Program	Water Resources Program	TOTAL
REVENUES								
User Charges	\$16,397	\$16,575	\$17,793	\$18,142	\$0	\$13,294	\$6,207	\$19,501
Property Tax	1,943	1,972	1,972	1,972	1,972	0	0	1,972
Cost Reimbursement JPA	1,370	1,181	1,473	1,502	1,203	0	0	1,203
Contract Cost reimbursement	0	60	318	400	0	0	400	400
Interest Revenue	223	369	394	419	230	350	110	690
Recycled Water Sales	18,654	29,908	41,001	36,040	0	0	36,040	36,040
TOTAL REVENUES	\$38,587	\$50,066	\$62,952	\$58,476	\$3,405	\$13,644	\$42,757	\$59,806
OTHER FINANCING SOURCES								
Property Tax - Debt and Capital	\$4,295	\$2,295	\$2,425	\$2,909	\$0	\$0	\$3,070	\$3,070
Grants	1,393	150	1,430	4,351	0	0	2,060	2,060
Other Revenues	980	267	286	102	2	100	0	102
Sale of Capacity	215	0	0	0	0	0	0	0
Loan Transfer from Internal Fund	0	0	0	0	0	3,000	0	3,000
TOTAL OTHER FINANCING SOURCES	\$6,883	\$2,712	\$4,142	\$7,362	\$2	\$3,100	\$5,129	\$8,231
TOTAL REVENUES AND OTHER FINANCING SOURCES	\$45,470	\$52,778	\$67,094	\$65,838	\$3,407	\$16,744	\$47,886	\$68,038
EXPENSES								
Employment Expenses	\$4,553	\$5,620	\$6,445	\$6,439	\$1,573	\$2,390	\$2,461	\$6,424
Contract Work/Special Projects	3,688	2,432	5,414	8,419	377	100	5,640	6,117
Utilities	484	527	691	860	710	80	0	790
Operating Fees	9,233	9,878	10,457	9,871	21	7,886	3,073	10,979
Chemicals	48	79	130	134	0	134	0	134
Professional Fees and Services	2,889	3,082	4,458	5,281	3,841	133	292	4,266
Office and Administrative expenses	1,782	2,056	2,060	2,568	2,538	24	60	2,621
Biosolids Recycling	21	22	28	54	0	26	0	26
Materials & Supplies	709	562	602	700	417	110	0	527
MWD Water Purchases	18,654	29,908	41,001	36,040	0	0	36,040	36,040
Other Expenses	(1,176)	(1,291)	(5,722)	(5,574)	(6,422)	382	242	(5,798)
TOTAL EXPENSES	\$40,884	\$52,876	\$65,565	\$64,791	\$3,054	\$11,265	\$47,807	\$62,126
CAPITAL PROGRAM								
CSDLAC 4Rs	\$673	\$689	\$705	\$721	\$0	\$721	\$0	\$721
Capital Construction and Expansion	1,408	1,630	2,837	2,675	1,244	3,950	0	5,194
TOTAL CAPITAL PROGRAM	\$2,081	\$2,319	\$3,542	\$3,396	\$1,244	\$4,671	\$0	\$5,915
DEBT SERVICE								
Financial Expenses	\$20	\$60	\$25	\$33	\$32	\$1	\$0	\$33
Interest	450	402	342	307	0	307	0	307
Principal	159	168	454	294	0	294	0	294
Short Term Inter-Fund Loan	0	0	0	0	0	0	0	0
TOTAL DEBT SERVICE	\$628	\$629	\$822	\$634	\$32	\$602	\$0	\$634
TRANSFERS IN (OUT)								
Capital Contribution	\$371	\$501	\$1,497	\$438	\$889	(\$30)	\$0	\$859
Operation support	0	0	640	173	377	(13)	0	364
Capital - Connection Fees Allocation	650	957	1,046	867	339	972	0	1,311
One Water	301	81	373	380	17	0	626	643
TOTAL INTERFUND TRANSFERS IN (OUT)	\$1,322	\$1,539	\$3,557	\$1,858	\$1,621	\$929	\$626	\$3,176
FUND BALANCE								
Net Increase (Decrease)	\$3,199	(\$1,508)	\$721	(\$1,125)	\$698	\$1,136	\$705	\$2,538
Beginning Fund Balance July 01	28,748	31,946	30,438	29,500	15,017	9,022	7,120	31,160
ENDING BALANCE AT JUNE 30	\$31,946	\$30,438	\$31,160	\$28,375	\$15,714	\$10,158	\$7,825	\$33,698
RESERVE BALANCE SUMMARY								
Operating Contingencies	\$13,853	\$12,537	\$12,929	\$10,478	\$1,327	\$7,096	\$5,768	\$14,191
Capital Expansion & Replacement	1,670	1,676	2,043	1,892	0	1,756	0	1,756
CSDLAC Prepayment	673	689	705	721	0	721	0	721
Water Resource Capital	0	4,217	1,222	0	0	0	2,057	2,057
Debt Service & Redemption	584	602	602	586	0	586	0	586
Self Insurance Program	5,675	6,000	6,000	6,000	6,000	0	0	6,000
Employee Retirement Benefit	9,491	4,717	7,659	8,698	8,387	0	0	8,387
ENDING BALANCE AT JUNE 30	\$31,946	\$30,438	\$31,160	\$28,375	\$15,714	\$10,158	\$7,825	\$33,698

*Numbers may not total due to rounding

**INFORMATION
ITEM**

4M

Date: May 16, 2018

To: The Honorable Board of Directors

From: Halla Razak, General Manager

Committee: Finance & Administration

HHR
05/09/18

Executive Contact: Christina Valencia, Executive Manager of Finance & Administration/AGM

Subject: FY 2018/19 Adopted Budget for Inland Empire Regional Composting Authority

Executive Summary:

The Inland Empire Regional Composting Authority (IERCA) is a Joint Power Authority (JPA) formed between IEUA and the Sanitation District No. 2 of Los Angeles County (SDLAC) as a 50/50 partnership with a shared goal to develop a sustainable biosolids management program. The FY 2018/19 budget for IERCA includes \$9.8 million in revenue, \$7.8 million of operating budget, \$2.8 million of capital improvement plan, and maintaining the tipping fee rate at \$56 per wet ton. A capital call of \$1,000,000 to be shared equally by IEUA and SDLAC to support capital improvement project costs, as needed, is also included in the budget.

The FY 2018/19 budget and tipping fee rate were approved and adopted by the IERCA Board on May 7, 2018.

Staff's Recommendation:

The FY 2018/19 Adopted Budget for the Inland Empire Regional Composting Authority is submitted as an informational item for the Board to review and file.

Budget Impact Budgeted (Y/N): N Amendment (Y/N): N Amount for Requested Approval:

Account/Project Name:

Fiscal Impact (explain if not budgeted):

None.

Prior Board Action:

None.

Environmental Determination:

Not Applicable

Business Goal:

The proposed FY 2018/19 Adopted Budget for the Inland Empire Regional Composting Authority is consistent with the IEUA Business Goals of Fiscal Responsibility and Environmental Stewardship.

Attachments:

Attachment A - IERCA Board Letter


Attachment B - Schedules A - C, FY 2018/19 IERCA Adopted Budget

Attachment C - FY 2018/19 IERCA Budget Presentation



Date: May 7, 2018

To: Honorable Board of Directors

From: Christina Valencia
Treasurer 

Subject: Adoption of IERCA Budget for Fiscal Year 2018/19

RECOMMENDATION

It is recommended that the Board of Directors;

1. Adopt the Inland Empire Regional Composting Authority (IERCA) budget for fiscal year 2018/19;
2. Maintain the tipping fee rate at \$56 per wet ton; and
3. Approve a capital call of \$1,000,000 to be shared equally by the Inland Empire Utilities Agency (IEUA) and the Sanitation District No. 2 of Los Angeles County (SDLAC) to support capital improvement project costs, as needed.

BACKGROUND

Pursuant to the Inland Empire Regional Composting Authority Joint Powers Agreement (JPA), an annual operating and capital budget is to be presented and adopted by the JPA Board prior to June 30 each year. The proposed FY 2018/19 budget is based on the following key assumptions:

Revenues

- Maintain tipping fee at \$56 per wet ton,
- Maintain the estimated biosolids receipts of 145,000 tons, and
- Carry forward \$1,000,000 capital call to support the proposed capital improvement plan (CIP).

O&M Expenses

- Maintain staffing at 25 full time equivalent (FTEs) positions and include one position for succession planning
- Assume \$0.115/kWh rate for electricity purchased from the grid and \$0.1409/kWh rate for solar power.

Capital Improvement Plan (CIP)

The proposed FY 2018/19 capital improvement plan of \$2.8 million is funded by a combination of reserves, capital call and tipping fees. A summary of the CIP is shown below in Table 1.

Table 1: FY 2018/19 Proposed Capital Improvement Plan

(\$ Thousands)	Actual 2016/17	Adopted Budget 2017/18	Amended Budget 2017/18	Projected Actual 2017/18	Proposed 2018/19
Replacement & Rehabilitation	\$579	\$2,608	\$2,771	\$1,431	\$2,375
Capital Expansion	9	0	223	0	400
Total	\$588	\$2,608	\$2,994	\$1,431	\$2,775

The increase of \$386,000 between the FY 2017/18 adopted and amended budget is due to the carry forward of open encumbrances from the prior fiscal year approved by the Board on November 6, 2017. Projected Actual for FY 2017/18 are within the respective total project budget.

FY 2018/19 Budget Summary

The following section summarizes the proposed FY 2018/19 budget for total revenues, expenses, and capital expenditures.

Total revenues in FY 2018/19 of \$9.8 million, as shown in Table 2 below, are approximately \$1.1 million higher than projected actuals for FY 2017/18. The higher revenue is primarily due to the proposed capital call needed to support CIP.

Table 2: FY 2018/19 Revenues

<u>REVENUES</u>	<u>\$ 000's</u>	<u>\$/Ton</u>	<u>Assumptions</u>
Tipping Fees	\$8,120	\$56	Based on 145,000 wet tons per year @ a rate of \$56.00/ton.
Contributed Capital	1,000		Capital call equally shared by IEUA and SDLAC. The last capital call was made in FY 2012/13 for \$1,000,000 to support capital process improvements.
Compost Sales/ Organics Waste Recycling/Compost Deliveries	550		100% sales of compost products compost delivery service and green waste recycling.
Biosolids Administration Fees	25		Tipping fee surcharge paid by third party biosolids suppliers.
Interest Income & Other Revenues	75		Assumes 1.75% annual interest rate.
Total Revenues	\$9,770		

Total operating expenses of \$7.8 million proposed for FY 2018/19 are approximately \$520,000 higher than current fiscal year projected actual of \$7.3 million. The higher O&M budget is primarily due to higher materials and supplies. A summary of the FY 2018/19 operating expenses is reported in Table 3.

Table 3: FY 2018/19 Expenses

OPERATING EXPENSES	\$ 000's	Assumptions
Employment	\$3,967	26 FTEs, including 1 FTE for succession planning, and operation support provided by IEUA/ SDLAC.
Materials & Supplies	1,369	Includes facility maintenance supplies, fuel, and biofilter media replacement reserve.
Utilities	1,258	Includes power purchases from the grid and solar renewable energy.
Professional Services	765	Includes compost transport and contracted services.
Office & Administration	49	Includes employee training, memberships and office supplies.
Other Expenses	416	Includes leases/rental and financial expenses, insurance, operating fees (Non-Reclaimable Wastewater charges, permits and licenses.)
Total Expenses	\$7,824	

The FY 2018/19 CIP budget of \$2.8 million represents an increase of approximately \$1.3 million compared to the FY 2017/18 projected actual. The additional amount is driven by higher replacement and rehabilitation (R&R) requirements and additional facility improvements. Details on the FY 2018/19 projects are available in Table 4.

Table 4: FY 2018/19 Capital Improvement Plan

CAPITAL PROJECTS	\$ 000's	Project Description
Trommel Screen Improvements	\$1,000	Replace trommel screen #1 with a new screening system.
Capital Replacement	500	Create work area to maintain loaders; create maintenance office space.
Ventilation Improvements	300	Replacement of corroded air supply fans.
Building Improvements	200	Improvements to create additional warehouse storage, office space for maintenance staff, and assess reconfiguration of conference room.
Front End Loader Replacement	150	Replacement or rehabilitation of one front end loader.
Belt Conveyor Improvements	150	Replacement and improvement of multiple sections of belt conveyors including channel replacement and protection and corrosion resistant coating.
Transition Air Duct Improvements	75	Modify transition air duct to ensure air is contained and the structure is sound.
Total Capital R&R Budget	\$2,375	
Baghouse Improvements	\$400	Evaluate the baghouse and dust collection system and design and modify the system to address performance

CAPITAL PROJECTS	\$ 000's	Project Description
		enhancements, potential safety concerns, and compliance with current and upcoming codes.
Total Capital Expansion Budget	\$400	
Total Capital Improvement Plan	\$2,775	

Fund Balance

Based on the proposed budget, the total ending fund balance is estimated to be \$3.9 million at the end of FY 2018/19 for a decrease of approximately \$0.8 million from the projected ending balance at June 30, 2018. The decrease is primarily due to higher capital R&R costs partially supported by the proposed capital call. The capital call will be exercised as needed to support execution of the proposed CIP.

Designation of Fund Balance

Maintaining an adequate fund balance is essential in ensuring the JPA's ability to support day-to-day operations and near term operating and capital requirements. Table 5 below summarizes the proposed designation for the estimated fund balance of \$3.9 million at the end of FY 2018/19, along with the intended funding sources.

Table 5: FY 2018/19 Fund Balance

Fund Balance Category	Description	Estimated Ending Balance as of 6/30/2019 (\$Thousands)	Funding Source
Operating Contingency	Equal to three months of operating expenses to address unplanned events.	\$1,893	Tipping fees
BioFilter Replacement	Annual deposits build to support full replacement every 5 years.	973	
Insurance Liability	Self-insurance program.	200	
Capital Replacement/Construction	Projected R&R costs over the next 5 years averages about \$7.90 per wet ton. Approximately \$0.64 per wet ton is covered by the proposed tipping fee of \$57.	858	Reserves, Capital Call and Tipping Fees
Total		\$3,924	

PRIOR BOARD ACTION

The Board adopted the FY 2017/18 budget on May 1, 2017.

IMPACT ON BUDGET

None.

Inland Empire Regional Composting Authority
Schedule A Budget Summary

	Actual 2015/16	Actual 2016/17	Adopted 2017/18	Amended 2017/18	Proj. Actual 2017/18	Proposed 2018/19	2019/20	2020/21	2021/22	2022/23
Rate Per Ton	\$54.00	\$55.00	\$56.00	\$56.00	\$56.00	\$56.00	\$57.00	\$58.00	\$59.00	\$60.00
Actual/Projected Tonnage	147,893	144,385	145,000	145,000	143,679	145,000	145,000	145,000	145,000	145,000
Revenues										
Contributed Capital	\$0	\$0	(\$1,000,000)	(\$1,000,000)	\$0	(\$1,000,000)	(\$500,000)	\$0	\$0	\$0
Biosolids Recycling (Tipping Fees)	(8,045,513)	(7,999,964)	(8,120,000)	(8,120,000)	(8,046,039)	(8,120,000)	(8,265,000)	(8,410,000)	(8,555,000)	(8,700,000)
Biosolids Recycling Admin Fees	(5,516)	(22,841)	(25,000)	(25,000)	(25,000)	(25,000)	(25,000)	(25,000)	(25,000)	(25,000)
Compost Delivery Svs	(173,717)	(119,205)	(150,000)	(150,000)	(143,960)	(150,000)	(150,000)	(150,000)	(150,000)	(150,000)
Compost Sales	(377,860)	(351,737)	(350,000)	(350,000)	(400,000)	(400,000)	(360,500)	(371,315)	(382,454)	(393,928)
Energy/Cap Rebates	(354)	(28,941)	-	-	-	-	-	-	-	-
Interest Income	(14,766)	(27,785)	(10,000)	(10,000)	(18,000)	(70,000)	(65,000)	(70,000)	(70,000)	(70,000)
Grants & Subsidies	(50,000)	(10,070)	-	-	-	-	-	-	-	-
Draw on Biofilter Reserve	-	-	-	-	-	-	-	(1,000,000)	-	-
Other Non Operating Revenues	(7,573)	(15,971)	(5,000)	(5,000)	(5,000)	(5,000)	(5,000)	(5,000)	(5,000)	(5,000)
Total Revenues Available for Expenses	(\$8,675,298)	(\$8,576,515)	(\$9,660,000)	(\$9,660,000)	(\$8,637,999)	(\$9,770,000)	(\$9,370,500)	(\$10,031,315)	(\$9,187,454)	(\$9,343,928)
Expenses										
Labor	\$3,429,389	\$3,703,246	\$3,897,500	\$3,897,500	\$3,813,484	\$3,966,996	\$3,923,079	\$4,027,425	\$4,150,926	\$4,424,230
Office & Administration	39,385	36,575	54,654	54,654	59,540	49,169	55,787	56,225	56,676	57,140
Professional Fees & Services	881,913	998,176	973,500	973,500	812,000	765,330	1,023,351	1,043,318	1,063,684	1,084,458
Materials & Supplies/O&M Projects	861,276	808,398	1,124,600	1,124,600	850,000	1,118,500	1,143,470	1,153,957	1,164,336	1,175,026
Bio Filter Media Replacement	-	72,837	250,000	250,000	250,000	250,000	265,225	1,000,000	281,377	289,818
Insurance	153,073	145,583	157,500	157,500	139,009	237,225	167,092	172,104	177,268	182,586
Operating Fees	71,079	104,416	118,500	118,500	63,600	74,768	124,723	127,451	130,240	133,092
Utilities	1,387,050	1,115,460	1,250,680	1,250,680	1,218,084	1,258,475	1,273,985	1,289,195	1,304,608	1,320,227
Leases & Rentals	91,554	151,618	115,000	115,000	100,000	103,450	121,128	123,869	126,674	129,545
Financial Expenses	16,509	3,500	100	100	300	100	100	100	100	100
Total Expenses	\$6,931,229	\$7,139,808	\$7,942,034	\$7,942,034	\$7,306,017	\$7,824,014	\$8,097,940	\$8,993,643	\$8,455,888	\$8,796,223
Capital Projects										
Capital Replacement Project	\$829,376	\$579,019	\$2,608,000	\$2,770,697	\$1,430,841	\$2,375,000	\$950,000	\$1,100,000	\$500,000	\$800,000
Capital Expansion Projects	1,211	9,066	-	222,931	-	400,000	-	-	-	-
Total Capital Projects	\$830,587	\$588,085	\$2,608,000	\$2,993,628	\$1,430,841	\$2,775,000	\$950,000	\$1,100,000	\$500,000	\$800,000
Net Profit/(Loss)	\$913,481	\$848,621	(\$890,034)	(\$1,275,662)	(\$98,859)	(\$829,014)	\$322,560	(\$62,328)	\$231,566	(\$252,294)
Reserves										
Beginning Reserve Balance	\$3,090,074	\$4,003,555	\$4,276,794	\$4,852,177	\$4,852,177	\$4,753,318	\$3,924,304	\$4,246,864	\$4,184,536	\$4,416,102
Ending Reserve Balance	\$4,003,555	\$4,852,177	\$3,386,760	\$3,576,514	\$4,753,318	\$3,924,304	\$4,246,864	\$4,184,536	\$4,416,102	\$4,163,808
Operating Contingency (3mths Expenses)	\$1,732,807	\$1,766,743	\$1,923,009	\$1,923,009	\$1,764,004	\$1,893,503	\$1,958,179	\$1,998,411	\$2,043,628	\$2,126,601
Replacement Reserve - BioFilter	624,840	697,032	770,067	769,532	768,872	973,067	1,176,067	379,067	582,067	785,067
Insurance Liability (Risk Mgmt)	200,000	200,000	200,000	200,000	200,000	200,000	200,000	200,000	200,000	200,000
Capital Replacement & Construction	1,445,908	2,188,402	493,685	683,973	2,020,442	857,734	912,619	1,607,058	1,590,408	1,052,140
Total Reserve Balance	\$4,003,555	\$4,852,177	\$3,386,760	\$3,576,514	\$4,753,318	\$3,924,304	\$4,246,864	\$4,184,536	\$4,416,102	\$4,163,808

Inland Empire Regional Composting Authority
Schedule B Budget Detail

Cost Center	Cost Element	Actual 2015/16	Actual 2016/17	Adopted 2017/18	Amended 2017/18	Proj. Actual 2017/18	Proposed 2018/19	2019/20	2020/21	2021/22	2022/23
Tonage/Rate											
	Tons	147,893	144,385	145,000	145,000	143,679	145,000	145,000	145,000	145,000	145,000
	O&M Cost per ton	\$ 46.87	\$ 49.45	\$ 54.77	\$ 54.77	\$ 50.85	\$ 53.96	\$ 55.85	\$ 55.13	\$ 58.32	\$ 60.66
	Biofilter Media Replacement Reserve	\$ 1.50	\$ 0.50	\$ 0.50	\$ 0.50	\$ 0.50	\$ 1.40	\$ 1.40	\$ 1.40	\$ 1.40	\$ 1.40
	Capital Expansion Cost per Ton		\$ 0.06	\$ -	\$ 1.54	\$ -	\$ 2.76	\$ -	\$ -	\$ -	\$ -
	Capital Replacement Cost per Ton	\$ 5.62	\$ 4.01	\$ 17.99	\$ 19.11	\$ 9.96	\$ 16.38	\$ 6.55	\$ 7.59	\$ 3.45	\$ 5.52
	Total Cost Per Ton	\$ 53.98	\$ 54.02	\$ 73.26	\$ 75.92	\$ 61.31	\$ 74.50	\$ 63.80	\$ 64.11	\$ 63.16	\$ 67.58
	Member Contributions	\$ -	\$ -	\$ 6.90	\$ 6.90	\$ -	\$ 6.90	\$ 3.45	\$ -	\$ -	\$ -
	CIP Funded by Reserves		\$ 4.07	\$ 11.09	\$ 13.75	\$ 9.96	\$ 12.24	\$ 3.10	\$ 7.59	\$ 3.45	\$ 5.52
	Rate Per Ton	\$ 53.98	\$ 49.95	\$ 55.27	\$ 55.27	\$ 51.35	\$ 55.36	\$ 57.25	\$ 56.53	\$ 59.72	\$ 62.06
	Adopted Rate Per Ton	\$ 54.00	\$ 55.00	\$ 56.00	\$ 56.00	\$ 56.00	\$ 56.00	\$ 57.00	\$ 58.00	\$ 59.00	\$ 60.00
Revenues											
211112	406000 Compost Delivery Svs	(173,717)	(119,205)	(150,000)	(150,000)	(143,960)	(150,000)	(150,000)	(150,000)	(150,000)	(150,000)
211112	406200 Compost Sales	(377,860)	(351,737)	(350,000)	(350,000)	(400,000)	(400,000)	(360,500)	(371,315)	(382,454)	(393,928)
	Service Charges	(551,576)	(470,942)	(500,000)	(500,000)	(543,960)	(550,000)	(510,500)	(521,315)	(532,454)	(543,928)
200112	404010 Biosolids Recycling (<i>Tipping Fees</i>)	(8,045,513)	(7,999,964)	(8,120,000)	(8,120,000)	(8,046,039)	(8,120,000)	(8,265,000)	(8,410,000)	(8,555,000)	(8,700,000)
200112	409920 Biosolids Recycling Admin Fees	(5,516)	(22,841)	(25,000)	(25,000)	(25,000)	(25,000)	(25,000)	(25,000)	(25,000)	(25,000)
	Sales	(8,051,029)	(8,022,805)	(8,145,000)	(8,145,000)	(8,071,039)	(8,145,000)	(8,290,000)	(8,435,000)	(8,580,000)	(8,725,000)
211112	412030 Energy/Cap Rebates	(354)	(28,941)	-	-	-	-	-	-	-	-
	Other Revenues	(354)	(28,941)	-	-	-	-	-	-	-	-
	Operating Revenues	(8,602,959)	(8,522,688)	(8,645,000)	(8,645,000)	(8,614,999)	(8,695,000)	(8,800,500)	(8,956,315)	(9,112,454)	(9,268,928)
211112	480110 Interest Income	(14,766)	(27,785)	(10,000)	(10,000)	(18,000)	(70,000)	(65,000)	(70,000)	(70,000)	(70,000)
211112	483010 Contributed Capital	-	-	(1,000,000)	(1,000,000)	-	(1,000,000)	(500,000)	-	-	-
211112	484030 Grants & Subsidies	(50,000)	(10,070)	-	-	-	-	-	-	-	-
211112	493110 Proceeds from Sale of Assets	-	-	-	-	-	-	-	-	-	-
	Draw on Reserves for Biofilter Reserve	-	-	-	-	-	-	-	(1,000,000)	-	-
211112	499010 Other Non Operating Revenues	(7,573)	(15,971)	(5,000)	(5,000)	(5,000)	(5,000)	(5,000)	(5,000)	(5,000)	(5,000)
	Non Operating Revenues	(72,339)	(53,826)	(1,015,000)	(1,015,000)	(23,000)	(1,075,000)	(570,000)	(1,075,000)	(75,000)	(75,000)
	TOTAL REVENUES	(8,675,298)	(8,576,515)	(9,660,000)	(9,660,000)	(8,637,999)	(9,770,000)	(9,370,500)	(10,031,315)	(9,187,454)	(9,343,928)
Expenses											
Office & Administration											
211112	511120 Employee Training and Seminars - Dept Sp	998	7,800	10,000	10,000	10,000	10,300	10,609	10,927	11,255	11,593
211112	511220 Travel Costs - Mileage Reimbursement	10,020	4,150	10,000	10,000	3,000	5,000	10,000	10,000	10,000	10,000
211112	511230 Travel Costs - Transportation	1,127	-	1,000	1,000	3,000	3,000	1,061	1,093	1,125	1,159
211112	511240 Travel Costs - Meals	353	204	300	300	-	309	318	328	338	348
211112	511250 Travel Costs - Lodging	1,279	920	2,000	2,000	-	2,060	2,122	2,185	2,251	2,318
211112	511290 Travel Costs - Other	179	235	200	200	200	200	200	200	200	200
211112	511330 Safety Awards	140	139	240	240	240	240	240	240	240	240
211112	512010 Office Supplies-General	10,227	6,856	8,000	8,000	10,000	8,000	8,000	8,000	8,000	8,000

Inland Empire Regional Composting Authority
Schedule B Budget Detail

Cost Center	Cost Element	Actual	Actual	Adopted	Amended	Proj. Actual	Proposed	2019/20	2020/21	2021/22	2022/23
		2015/16	2016/17	2017/18	2017/18	2017/18	2018/19				
211112	512210 Forms, Printing and Copying costs	236	333	360	360	14,000	360	360	360	360	360
211112	512350 Postage and Delivery Charges	685	677	500	500	1,100	1,100	500	500	500	500
211112	513010 Meeting Expenses	2,552	2,238	3,000	3,000	1,000	1,000	3,000	3,000	3,000	3,000
211112	513020 Conference Expenses	-	-	1,000	1,000	1,000	1,000	1,000	1,000	1,000	1,000
211112	514010 Memberships - Agency Wide	11,125	11,145	15,000	15,000	15,000	15,000	15,000	15,000	15,000	15,000
211112	514110 Subscriptions and Publications	198	-	450	450	-	-	477	492	506	522
211112	514210 Registration-DMV, Title, Permit, Applic	266	20	500	500	500	500	500	500	500	500
211112	515030 Contributions-Sponsorships	-	1,250	1,504	1,504	500	500	1,800	1,800	1,800	1,800
211112	516010 Ad's-Newspaper/Mag Announce	-	-	-	-	-	-	-	-	-	-
211112	519510 Othr Admin Expense	-	600	200	200	-	200	200	200	200	200
211112	519530 Fines & Penalties	-	7	400	400	-	400	400	400	400	400
Office & Administration Expenses		39,385	36,575	54,654	54,654	59,540	49,169	55,787	56,225	56,676	57,140
Materials & Supplies											
211112	512110 Operating Supplies - General	27,528	21,759	12,000	12,000	10,000	12,000	12,000	12,000	12,000	12,000
211112	512140 Uniform / Throw Rugs	20,757	24,679	20,000	20,000	31,000	31,000	20,000	20,000	20,000	20,000
211112	512160 Laboratory Supplies	1,668	-	5,000	5,000	-	-	5,000	5,464	5,628	5,796
211112	512170 Operations & Maintenance Supplies	452,599	409,238	575,000	575,000	445,000	565,000	575,000	575,000	575,000	575,000
211112	512190 Disaster Preparedness Supplies	-	-	100	100	-	-	-	109	113	116
211112	512410 Fuel	97,131	105,328	200,000	200,000	100,000	160,000	200,000	200,000	200,000	200,000
211112	512440 Industrial Gases	50	-	-	-	-	-	-	-	-	-
211112	512450 Fleet Parts & Supplies	56	78	1,000	1,000	500	500	1,000	1,000	1,000	1,000
211112	512610 Equipment/Furniture - Office - Low Value	-	2,578	-	-	-	-	-	-	-	-
211112	512660 Equipment - Small Tools/Equip.< \$2000	846	671	1,500	1,500	-	-	1,591	1,639	1,688	1,739
211112	512710 Equipment Maintenance & Supplies	237,446	238,078	300,000	300,000	203,500	290,000	318,270	327,818	337,653	347,782
211112	512910 Other Materials & Supplies	23,195	5,989	10,000	10,000	60,000	60,000	10,609	10,927	11,255	11,593
211112	512920 Biofilter Media Replacement	-	72,837	250,000	250,000	250,000	250,000	265,225	1,000,000	281,377	289,818
211112	O&M Projects	-	-	-	-	-	-	-	-	-	-
Materials & Supplies		861,276	881,234	1,374,600	1,374,600	1,100,000	1,368,500	1,408,695	2,153,957	1,445,713	1,464,845
Insurance											
211112	517010 Insurance Premiums - Liability	30,447	34,583	37,500	37,500	33,559	113,625	39,784	40,977	42,207	43,473
211112	517210 Insurance Premiums - Casualty	122,626	111,000	120,000	120,000	105,450	123,600	127,308	131,127	135,061	139,113
211112	517510 Insurance Deductions - Property Loss	-	-	-	-	-	-	-	-	-	-
Insurance		153,073	145,583	157,500	157,500	139,009	237,225	167,092	172,104	177,268	182,586
Professional Fees & Services											
211112	520110 External Audit Services	-	-	5,000	5,000	5,000	5,000	5,000	5,000	5,000	5,000
211112	520210 Legal Fees - General	3,762	7,945	5,000	5,000	3,000	5,000	5,000	5,000	5,000	5,000
211112	520230 Legal Fees - Litigation	-	-	5,000	5,000	-	-	5,253	5,358	5,465	5,575
211112	520920 Professional Services - Engineering	1,000	976	-	-	-	-	-	-	-	-
211112	520960 Internet Services	-	-	-	-	-	-	-	-	-	-
211112	520980 Professional Services - Other	8,703	-	-	-	-	-	-	-	-	-
211112	521010 Contract Labor	11,563	14,438	35,000	35,000	10,000	36,050	36,771	37,506	38,257	39,022
211112	521015 Contract Labor_IEUA	3,378,754	3,649,452	3,825,000	3,825,000	3,756,484	3,892,321	3,846,910	3,949,733	4,071,680	4,343,400
212112	521018 Contract Labor-LACSD	21,237	17,419	25,000	25,000	25,000	25,750	26,265	26,790	27,326	27,873
211112	521030 Contract Burden	17,836	21,937	12,500	12,500	22,000	12,875	13,133	13,395	13,663	13,936

Inland Empire Regional Composting Authority
Schedule B Budget Detail

Cost Center	Cost Element	Actual 2015/16	Actual 2016/17	Adopted 2017/18	Amended 2017/18	Proj. Actual 2017/18	Proposed 2018/19	2019/20	2020/21	2021/22	2022/23
211112	521050 Contract Materials	-	1,396	1,000	1,000		1,030	1,051	1,072	1,093	1,115
211112	521080 Other Contractual Services	831,014	944,080	900,000	900,000	750,000	700,000	945,540	964,451	983,740	1,003,415
211112	521110 Outside Svc's-Lndscaping/Weed/Pest Cntro	7,421	8,407	13,000	13,000	11,000	11,000	13,658	13,931	14,210	14,494
211112	521120 Outside Services - Security	13,646	14,829	21,000	21,000	19,000	19,000	15,000	15,000	15,000	15,000
211112	521130 Outside Services - Janitorial	12,081	12,787	13,500	13,500	12,000	12,000	14,183	14,467	14,756	15,051
211112	521220 Laboratory Services - Outside	4,286	5,505	10,000	10,000	10,000	10,300	10,506	10,716	10,930	11,149
211112	521310 Graphic Services	-	1,029	-	-	-	-	-	-	-	-
211112	521410 Computer Systems Maintenance	-	1,222	-	-	2,000	2,000	8,160	8,323	8,490	8,659
	Prof. fees & Services	4,311,303	4,701,422	4,871,000	4,871,000	4,625,484	4,732,326	4,946,430	5,070,742	5,214,610	5,508,688
Operating Fees											
211112	519310 Operating Permits, Licenses & Fees	15,911	21,830	22,000	22,000	22,000	22,660	23,340	24,040	24,761	25,504
211112	540110 Wastewater-Volumetric Fees	9,638	8,295	6,500	6,500	5,000	6,695	6,829	6,965	7,105	7,247
211112	540210 Strength Charges-BOD/COD	13,921	23,382	35,000	35,000	7,600	7,600	36,771	37,506	38,257	39,022
211112	540220 Strength Charges-TSS	3,209	9,107	10,000	10,000	2,000	4,159	10,506	10,716	10,930	11,149
211112	540223 Strength Charges-TSS Discrepancy Charge	3,805	7,658	10,000	10,000	2,000	4,504	10,506	10,716	10,930	11,149
211112	540320 Monthly Capacity Charge-Regional	-	2,296	5,000	5,000	2,000	5,150	5,253	5,358	5,465	5,575
211112	540330 Capital Improv Proj (CIP) Fees	24,595	31,848	30,000	30,000	23,000	24,000	31,518	32,148	32,791	33,447
	Operating Fees	71,079	104,416	118,500	118,500	63,600	74,768	124,723	127,451	130,240	133,092
Utilities											
211112	545110 Electricity	1,184,375	872,959	1,000,000	1,000,000	960,000	1,000,000	1,010,000	1,020,100	1,030,301	1,040,604
211112	545220 Solar Power	182,036	222,657	230,180	230,180	234,784	237,085	241,827	246,664	251,597	256,629
211112	545310 Cell Phone Accessories	-	-	200	200		206	210	214	219	223
211112	545311 Cell Phone Expenses	9,107	7,310	7,500	7,500	7,500	8,000	8,500	8,500	8,500	8,500
211112	545320 Telephone	187	255	300	300	300	309	315	322	328	335
211112	545360 Disposal Service	7,495	8,355	8,500	8,500	8,500	8,755	8,930	9,109	9,291	9,477
211112	545370 Water	3,850	3,925	4,000	4,000	7,000	4,120	4,202	4,286	4,372	4,460
	Utilities	1,387,050	1,115,460	1,250,680	1,250,680	1,218,084	1,258,475	1,273,985	1,289,195	1,304,608	1,320,227
Leases / Rentals											
211112	512730 Equipment Rental (Non Lease)	20,186	64,557	30,000	30,000	15,000	15,900	31,827	32,782	33,765	34,778
211112	547110 Building / Trailer Leases	71,368	87,061	85,000	85,000	85,000	87,550	89,301	91,087	92,909	94,767
211112	547220 Equipment Lease/Rental - Operations & Ma	-	-	-	-	-	-	-	-	-	-
	Lease/Rentals	91,554	151,618	115,000	115,000	100,000	103,450	121,128	123,869	126,674	129,545
	Operating Expenses	6,914,720	7,136,308	7,941,934	7,941,934	7,305,717	7,823,914	8,097,840	8,993,543	8,455,788	8,796,123
Financial Expenses											
211112	551010 Bank Service Charges / Fees	1	-	100	100	300	100	100	100	100	100
211112	580020 Loss on Sale of Asset	12,508	-	-	-	-	-	-	-	-	-
211112	580050 Bad Debt Expense	4,000	3,500	-	-	-	-	-	-	-	-
	Financial Expenses	16,509	3,500	100	100	300	100	100	100	100	100
Interest Expenses											
211112	555910 Interest Expense - Other	-	-	-	-	-	-	-	-	-	-
	Interest Expenses	-	-	-	-	-	-	-	-	-	-
	Non-Operating Expenses	16,509	3,500	100	100	300	100	100	100	100	100

Inland Empire Regional Composting Authority
Schedule B Budget Detail

		Actual	Actual	Adopted	Amended	Proj. Actual	Proposed				
Cost Center	Cost Element	2015/16	2016/17	2017/18	2017/18	2017/18	2018/19	2019/20	2020/21	2021/22	2022/23
Capital Projects											
	Capital Replacement Projects	829,376	579,019	2,608,000	2,770,697	1,430,841	2,375,000	950,000	1,100,000	500,000	800,000
	Capital Expansion Projects	1,211	9,066	-	222,931	-	400,000	-	-	-	-
	Capital Projects	830,587	588,085	2,608,000	2,993,628	1,430,841	2,775,000	950,000	1,100,000	500,000	800,000
	TOTAL EXPENSES	7,761,817	7,727,893	10,550,034	10,935,662	8,736,858	10,599,014	9,047,940	10,093,643	8,955,888	9,596,223
	Net Profit/(Loss)	913,481	848,621	(890,034)	(1,275,662)	(98,859)	(829,014)	322,560	(62,328)	231,566	(252,294)

Inland Empire Regional Composting Authority
Schedule C Projects

		Actual	Actual	Adopted	Amended	Proj. Actual	Proposed				
Project No.	Project Title	2015/16	2016/17	2017/18	2017/18	2017/18	2018/19	2019/20	2020/21	2021/22	2022/23
Capital Projects											
Capital Replacement											
	<i>Completed & Closed Projects</i>	173,969	-	-	-	-	-	-	-	-	-
RA11001	RCA Capital Replacement	439,415	9,314	-	-	-	-	-	-	-	-
RA14003	IERCF Receiving Pit	142,435	53,542	-	-	-	-	-	-	-	-
RA16001	Fire Sprinkler Improvements	-	50,053	-	149,947	150,728	-	-	-	-	-
RA16002	IERCA ControlNet Replacement	51,205	-	-	-	-	-	-	-	-	-
RA16005	IERCF Workstation Replacement	22,353	2,163	-	-	-	-	-	-	-	-
RA17001	IERCF Transition Air Duct Improvements	-	18,951	525,000	525,000	-	75,000	-	-	-	-
RA17002	IERCF Replace Printers	-	-	-	-	-	-	-	-	-	-
RA17003	IERCF Replace VM Host Servers	-	44,764	-	-	-	-	-	-	-	-
RA17004	IERCF Replace Network Switches	-	16,601	-	-	-	-	-	-	-	-
RA17005	IERCF UPS Replacement	-	2,993	-	-	-	-	-	-	-	-
RA17007	IERCF Building Improvements	-	-	150,000	150,000	140,000	200,000	-	-	-	-
RA17009	MCC HVAC Improvements	-	-	200,000	200,000	133,513	-	-	-	-	-
RA17101	RCA Capital Replacement	-	380,639	-	12,751	6,600	-	-	-	-	-
RA18001	IERCF Network Infrastructure Replacement	-	-	133,000	133,000	100,000	-	-	-	-	-
RA18003	IERCF Ventilation Improvements	-	-	100,000	100,000	100,000	300,000	-	-	-	-
RA18101	RCA Capital Replacement	-	-	500,000	500,000	300,000	500,000	500,000	500,000	500,000	500,000
RA19001	IERCF Pugmill Improvements	-	-	-	-	-	-	-	-	-	-
RA19002	IERCF Trommel Screen Improvements	-	-	1,000,000	1,000,000	500,000	1,000,000	-	-	-	-
RA19003	IERCF Front End Loader Replacement	-	-	-	-	-	150,000	-	-	-	-
RA20003	IERCF Belt Conveyor Improvements	-	-	-	-	-	150,000	150,000	300,000	-	-
RA20004	IERCF Misc Fan Improvements	-	-	-	-	-	-	300,000	300,000	-	-
RA23001	IERCF Inner Roof Lining Repair	-	-	-	-	-	-	-	-	-	300,000
RA26xxx	IERCF Projects AMP	-	-	-	-	-	-	-	-	-	-
Total Capital Replacement Projects		829,376	579,019	2,608,000	2,770,697	1,430,841	2,375,000	950,000	1,100,000	500,000	800,000
Capital Expansion											
RA15001	IERCF Baghouse Improvements	1,211	9,066	-	222,931	-	400,000	-	-	-	-
Total Capital Expansion Projects		1,211	9,066	-	222,931	-	400,000	-	-	-	-
Total Capital Projects		830,587	588,085	2,608,000	2,993,628	1,430,841	2,775,000	950,000	1,100,000	500,000	800,000
O&M Projects											
RA12009	IERCF Structure Protection	-	-	-	-	-	-	-	-	-	-
RA12011	IERCF Lighting Syste	-	-	-	-	-	-	-	-	-	-
Total O&M Projects (included in Materials & Supplies)		-	-	-	-	-	-	-	-	-	-
Total Projects		830,587	588,085	2,608,000	2,993,628	1,430,841	2,775,000	950,000	1,100,000	500,000	800,000



FY 2018/19 PROPOSED BUDGET

MAY 7, 2018

Key Assumptions

2

- Maintain tipping fee at \$56/ wet ton
- Carry forward \$1,000,000 capital call to support proposed capital improvement plan
- Maintain staffing level at 25 FTEs and 1 FTE position for succession planning
- Timely upkeep of assets to support level of service



FY 2018/19 Proposed Budget



(\$ in Thousands)	FY 2016/17 Actuals	FY 2017/18 Projected	FY 2018/19 Proposed	FY 2019/20 Forecast
<i>Tipping fee per wet ton, based on 145,000 wet tons</i>	\$55.00	\$56.00	\$56.00	\$57.00
Operating Revenues	\$8,522	\$8,615	\$8,695	\$8,801
Operating Expenses	7,136	7,306	7,824	8,098
Net Operating Increase (Decrease)	1,386	1,309	871	703
Other Funding Sources	54	23	1,075	570
Other Uses of Funds	592	1,431	2,775	950
Net Non-Operating Increase (Decrease)	(538)	(1,408)	(1,700)	(380)
Total Net Change	848	(99)	(829)	323
Beginning Reserve Balance	4,004	4,852	4,753	3,924
Ending Reserve Balance	\$4,852	\$4,753	\$3,924	\$4,247



Capital Improvement Plan

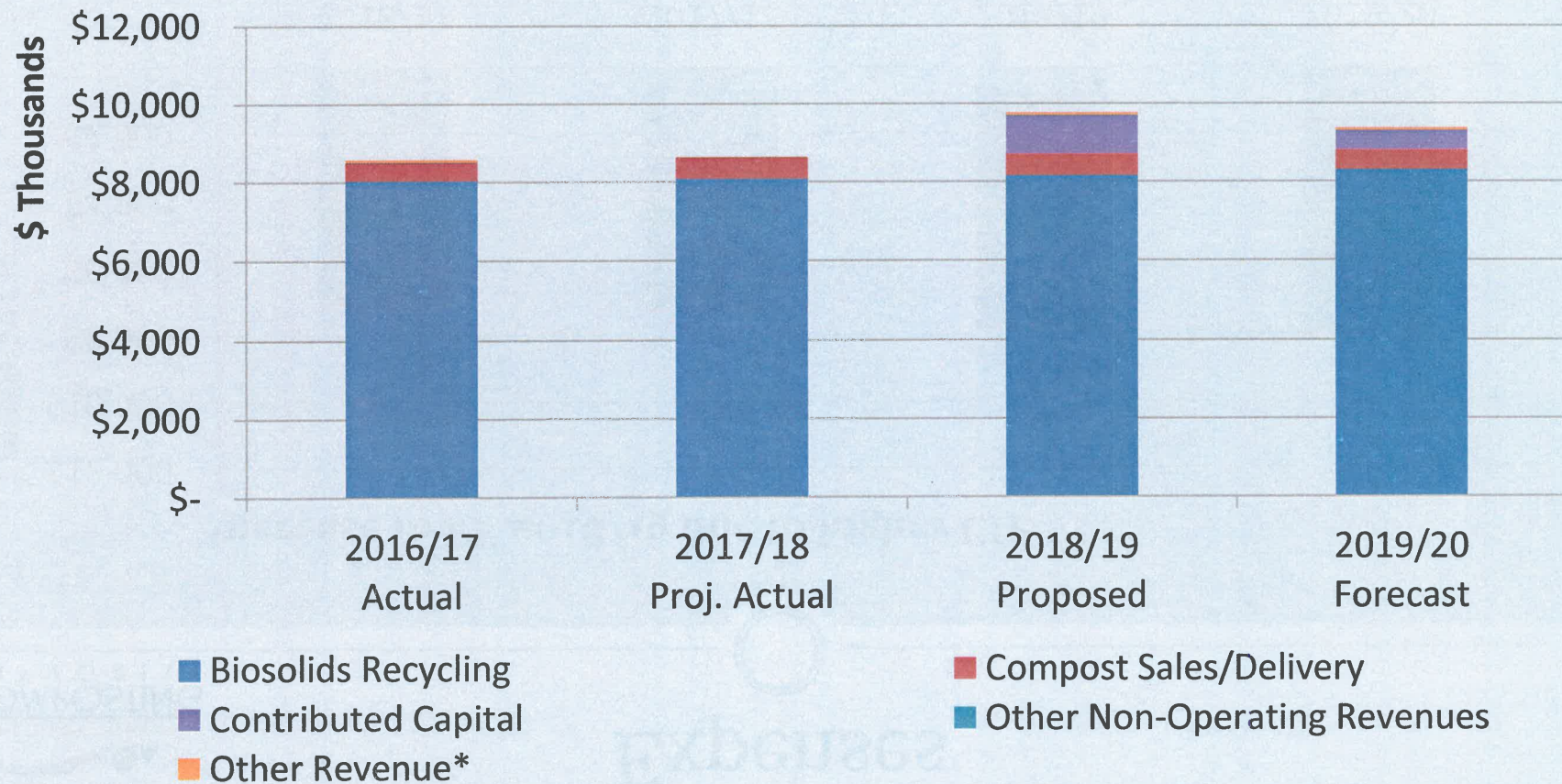


Project Description (\$ in Thousands)	FY 2016/17 Actuals	FY 2017/18 Projected	FY 2018/19 Proposed	FY 2019/20 Forecast
Trommel Screen Improvements	\$0	\$500	\$1,000	\$0
Capital Replacement & Rehabilitation (R&R)	381	307	500	500
Ventilation Improvements	0	100	300	0
Building Improvements	0	140	200	0
Front End Loader Replacement	0	0	150	0
Belt Conveyor Improvements	0	0	150	150
Transition Air Duct Improvements	19	0	75	0
Other Projects	179	384	0	300
Total Capital Replacement	\$579	\$1,431	\$2,375	\$950
Baghouse Improvements	9	0	400	0
Total Capital Expansion	\$9	\$0	\$400	\$0
Total Capital	\$588	\$1,431	\$2,775	\$950

Revenue



Increase due to proposed \$1,000,000 capital call

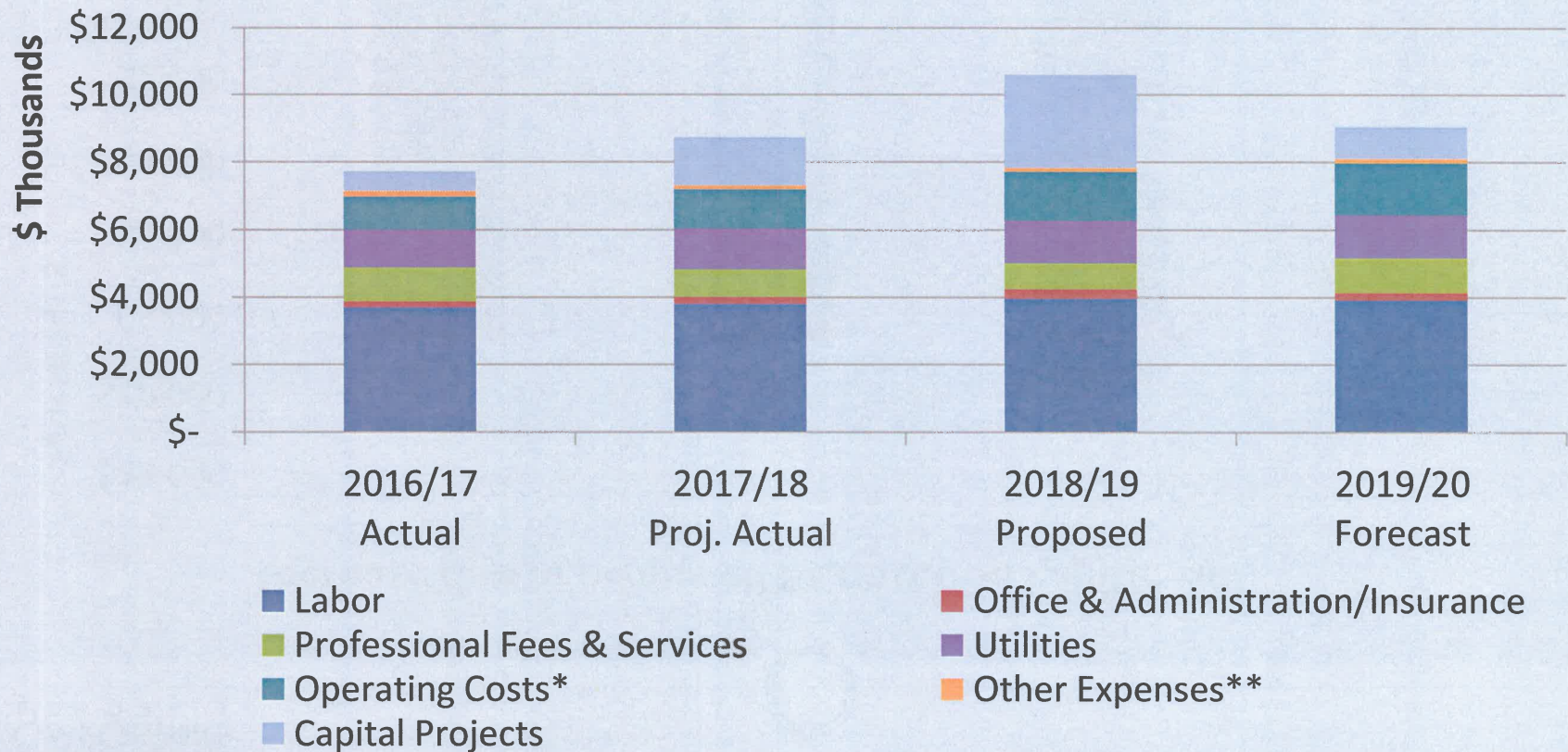


* Other Revenues include: Interest Income; Energy Cap Rebate; Proceeds from Sales of Assets; Draw on Biofilter Reserve

Expenses



Increase in FY 2018/19 due to higher CIP



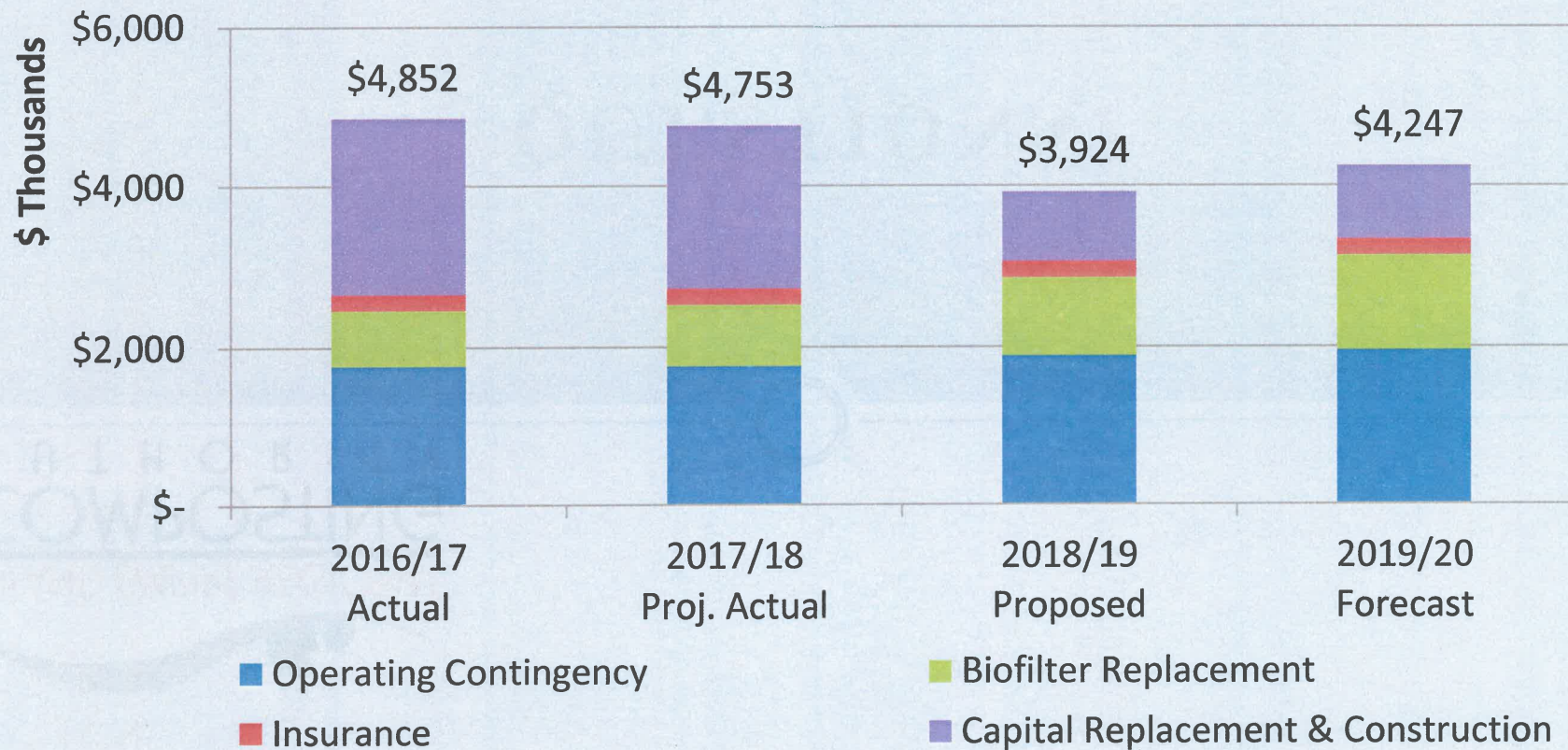
*Operating Costs include: Operating Fees; Biofilter Reserve Funding; Biofilter Replacement; Materials & Supplies

** Other Expenses include: Leases & Rentals; Financial Expenses

Total Fund Balance



Decrease in FY 2018/19 due to higher CIP





QUESTIONS?

**INFORMATION
ITEM**

4N

Operations Division Update

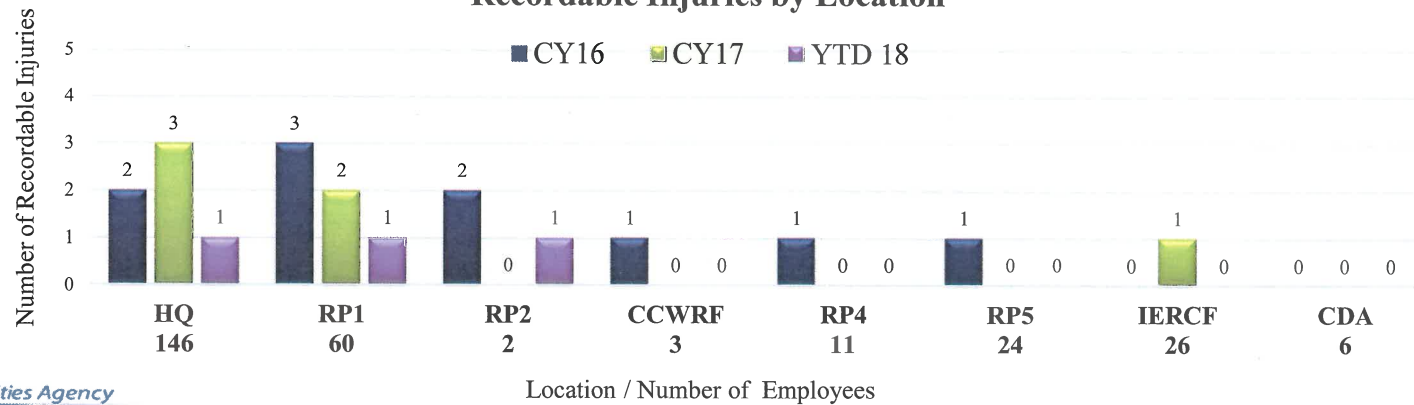


Safety

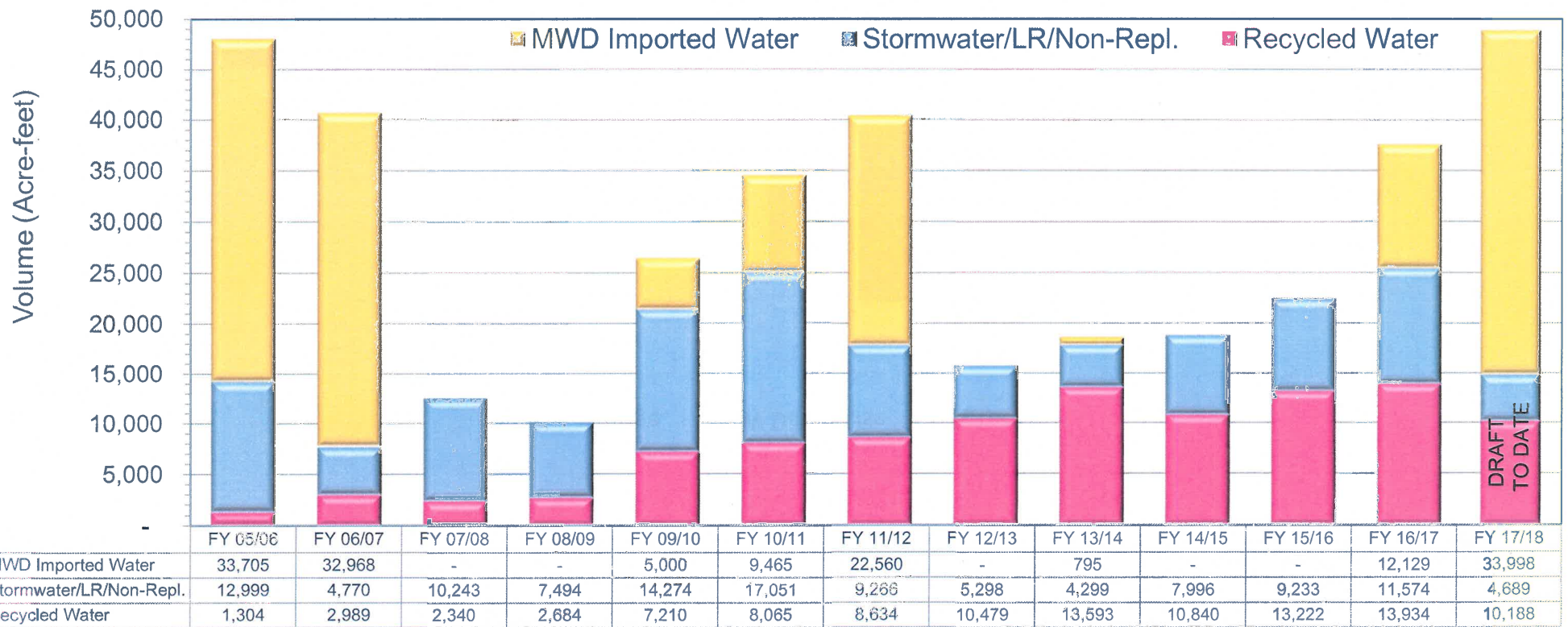
Inland Empire Regional Composting Facility celebrated 7th year of no loss time incidents



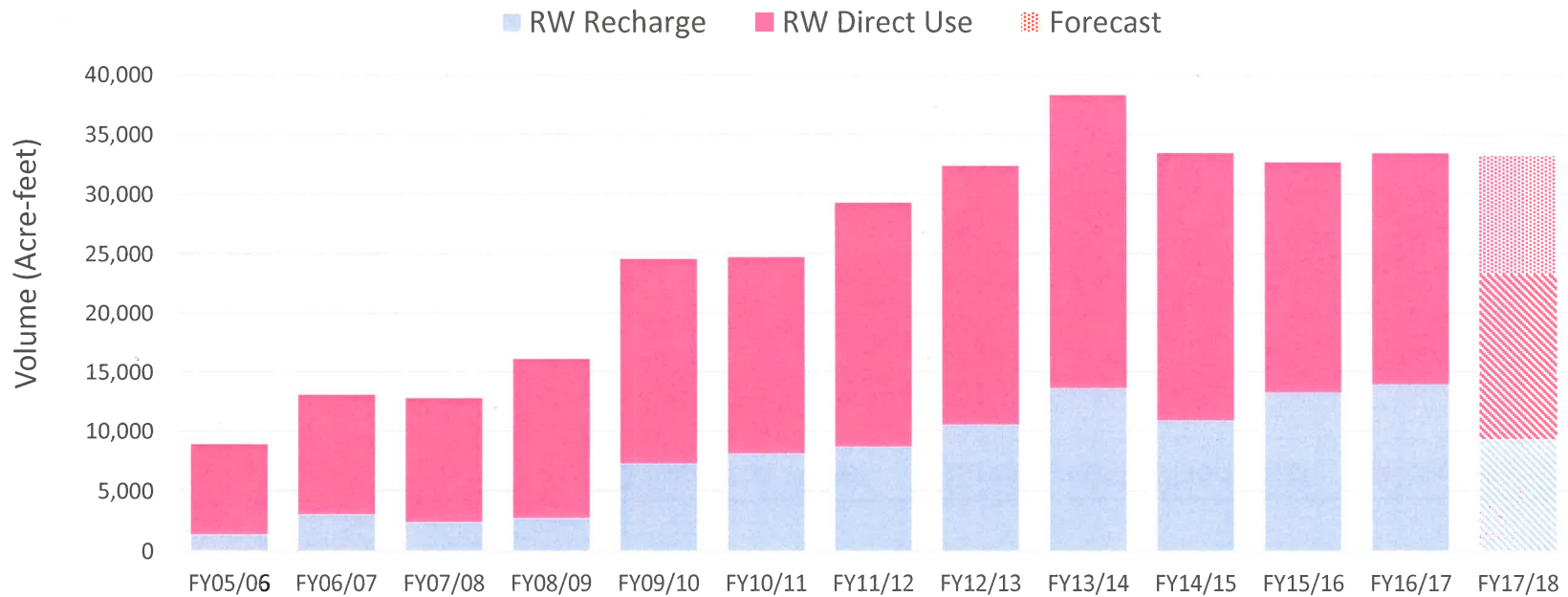
Recordable Injuries by Location



Groundwater Recharge



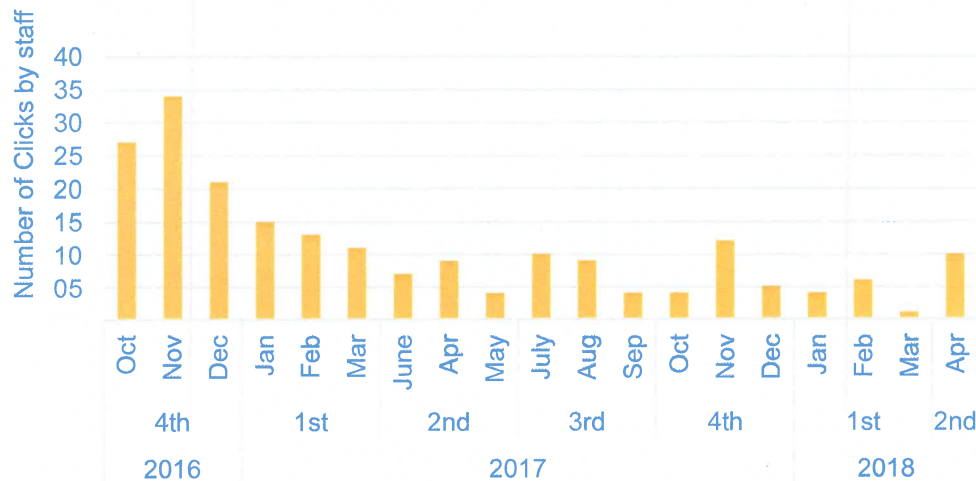
Recycled Water Delivery



Integrated Systems Services (ISS)


Network Security and Disaster Recovery

IEUA Phishing Report




- Continued monthly phishing campaign and training for employees

- Performed semi-annual disaster recovery training for the Supervisory Control And Data Acquisition (SCADA) system
- Will conduct business network disaster recovery later this year



Nesting Bird Mitigation at RP-5



Outreach

- Touch-A-Truck Charity Event
 - Collections' Gap-Vax Truck Displayed
 - Charity Raised Over \$2,000



**AGENCY
REPRESENTATIVES'
REPORTS**

5A



SAWPA

SANTA ANA WATERSHED PROJECT AUTHORITY

11615 Sterling Avenue, Riverside, California 92503 • (951) 354-4220

REGULAR COMMISSION MEETING TUESDAY, MAY 15, 2018 – 9:30 A.M.

AGENDA

1. CALL TO ORDER/PLEDGE OF ALLEGIANCE (Susan Lien Longville, Chair)

2. ROLL CALL

3. PUBLIC COMMENTS

Members of the public may address the Commission on items within the jurisdiction of the Commission; however, no action may be taken on an item not appearing on the agenda unless the action is otherwise authorized by Government Code §54954.2(b).

4. CONSENT CALENDAR

All matters listed on the Consent Calendar are considered routine and non-controversial and will be acted upon by the Commission by one motion as listed below.

A. APPROVAL OF MEETING MINUTES: MAY 1, 2018

Recommendation: Approve as posted.

5. NEW BUSINESS

A. AUDIT SERVICES FYE 2018, 2019 AND 2020 (CM#2018.47)

Presenter: Karen Williams

Recommendation: Approve award of contract for Audit Services for FYE 2018, 2019 and 2020 to Teaman, Ramirez & Smith, Inc.

B. REQUEST FOR PROPOSALS (RFP) FOR INFORMATION TECHNOLOGY (IT) SERVICES (CM#2018.48)

Presenter: Dean Unger

Recommendation: Authorize the issuance of a Request for Proposals (RFP) for Information Technology (IT) services commencing in fiscal year 2018-2019.

C. BRINE LINE REACH 4 PROTECTION PROJECT (CM#2018.54)

Presenter: Carlos Quintero

Recommendation: Adopt Resolution No. 2018-04 approving Form Cal OES 130 designating the General Manager as the SAWPA authorized representative to accept Disaster Recovery funds under Public Law 93-228.

D. INLAND EMPIRE BRINE LINE RATE RESOLUTION (CM#2018.53)

Presenter: Carlos Quintero

Recommendation: Adopt Resolution No. 2018-05 establishing the new Inland Empire Brine Line rates to be effective July 1, 2018 (Fiscal Year 2019).

**E. SANTA ANA SUCKER HABITAT PROTECTION AND BENEFICIAL USE
ENHANCEMENT PROJECT -- NOTICE INVITING BIDS (CM#2018.50)**

Presenter: Ian Achimore

Recommendation: Authorize the General Manager to issue a Notice Inviting Bids for the Santa Ana Sucker Habitat Protection and Beneficial Use Enhancement Project.

**F. MEMORANDUM OF UNDERSTANDING (MOU) WITH THE HOUSING AUTHORITY
OF THE CITY OF RIVERSIDE (CM#2018.49)**

Presenter: Mark Norton

Recommendation: Consider approval of a Memorandum of Understanding (MOU) between SAWPA and the Housing Authority of the City of Riverside.

6. INFORMATIONAL REPORTS

Recommendation: Receive for information.

A. CASH TRANSACTIONS REPORT – MARCH 2018

Presenter: Karen Williams

B. INTER-FUND BORROWING – MARCH 2018 (CM#2018.51)

Presenter: Karen Williams

**C. PERFORMANCE INDICATORS/FINANCIAL REPORTING – MARCH 2018
(CM#2018.52)**

Presenter: Karen Williams

D. GENERAL MANAGER REPORT

E. SAWPA GENERAL MANAGERS MEETING NOTES

- May 1, 2018

F. STATE LEGISLATIVE REPORT

Presenter: Rich Haller

G. CHAIR'S COMMENTS/REPORT

H. COMMISSIONERS' COMMENTS

I. COMMISSIONERS' REQUEST FOR FUTURE AGENDA ITEMS

7. CLOSED SESSION

**A. CONFERENCE WITH LEGAL COUNSEL – EXISTING LITIGATION PURSUANT TO
GOVERNMENT CODE SECTION 54956.9(d)(1)**

Name of Case: Spiniello Companies v. Charles King Company, Inc., Santa Ana Watershed Project Authority, The Ohio Casualty Insurance Company (Superior Court of Los Angeles BC616589)

8. ADJOURNMENT

Americans with Disabilities Act: If you require any special disability related accommodations to participate in this meeting, please call (951) 354-4230 or email kberry@sawpa.org. Notification at least 48 hours prior to the meeting will enable staff to make reasonable arrangements to ensure accessibility for this meeting. Requests should specify the nature of the disability and the type of accommodation requested.

Materials related to an item on this agenda submitted to the Commission after distribution of the agenda packet are available for public inspection during normal business hours at the SAWPA office, 11615 Sterling Avenue, Riverside, and available at www.sawpa.org, subject to staff's ability to post documents prior to the meeting.

Declaration of Posting

I, Kelly Berry, Clerk of the Board of the Santa Ana Watershed Project Authority declare that on Wednesday, May 9, 2018, a copy of this agenda has been uploaded to the SAWPA website at www.sawpa.org and posted at the SAWPA office, 11615 Sterling Avenue, Riverside, California.

/s/

Kelly Berry, CMC

2018 SAWPA Commission Meetings/Events

First and Third Tuesday of the Month

(NOTE: Unless otherwise noticed, all Commission Workshops/Meetings begin at 9:30 a.m., and are held at SAWPA.)

January	February
1/2/18 Commission Workshop [cancelled]	2/6/18 Commission Workshop
1/16/18 Regular Commission Meeting	2/20/18 Regular Commission Meeting
March	April
3/6/18 Commission Workshop	4/3/18 Commission Workshop
3/20/18 Regular Commission Meeting	4/17/18 Regular Commission Meeting
May	June
5/1/18 Commission Workshop	6/5/18 Commission Workshop
5/8 – 5/11/18 ACWA Spring Conference, Sacramento	6/19/18 Regular Commission Meeting
5/15/18 Regular Commission Meeting	
July	August
7/3/18 Commission Workshop	8/7/18 Commission Workshop
7/17/18 Regular Commission Meeting	8/21/18 Regular Commission Meeting
September	October
9/4/18 Commission Workshop	10/2/18 Commission Workshop
9/18/18 Regular Commission Meeting	10/16/18 Regular Commission Meeting
November	December
11/6/18 Commission Workshop	12/4/18 Commission Workshop
11/20/18 Regular Commission Meeting	12/18/18 Regular Commission Meeting
11/27 – 11/30/18 ACWA Fall Conference, San Diego	

**AGENCY
REPRESENTATIVES'
REPORTS**

5B



THE METROPOLITAN WATER DISTRICT
OF SOUTHERN CALIFORNIA

MWD MEETING AGENDA

REVISION 2

Board Meeting

May 8, 2018

12:00 p.m. – Boardroom

Teleconference Participation

Metropolitan State Legislative Office
1121 L Street, Suite 900
Sacramento, CA 95814
(916) 650-2609

May 8, 2018 Meeting Schedule		
9:00 a.m.	Rm. 2-145	L&C
10:00 a.m.	Rm. 2-456	C&LR
11:00 a.m.	Rm. 2-145	OP&T
12:00 p.m.	Boardroom	Board Meeting

MWD Headquarters Building

• 700 N. Alameda Street

• Los Angeles, CA 90012

1. Call to Order

- (a) Invocation: Veena Konanur, Principal Information Technology Analyst, Information Technology Group
- (b) Pledge of Allegiance: Director John T. Morris, City of San Marino

2. Roll Call

3. Determination of a Quorum

- 4. Opportunity for members of the public to address the Board on matters within the Board's jurisdiction. (As required by Gov. Code § 54954.3(a))

5. OTHER MATTERS

- A. Approval of the Minutes of the Meeting for April 10, 2018
(A copy has been mailed to each Director)
Any additions, corrections, or omissions
- B. Report on Directors' events attended at Metropolitan expense for month of April 2018
- C. Nomination for and Election of one nonofficer member of the Executive Committee to fill Director Hogan's unexpired term through January 9, 2019

- D. Approve committee assignments
- E. Chairman's Monthly Activity Report

6. DEPARTMENT HEADS' REPORTS

- A. General Manager's summary of activities for the month of April 2018
- B. General Counsel's summary of activities for the month of April 2018
- C. General Auditor's summary of activities for the month of April 2018
- D. Interim Ethics Officer's summary of activities for the month of April 2018

7. CONSENT CALENDAR ITEMS — ACTION

- 7-1** Adopt CEQA determination and adopt resolution for Calleguas Annexation No. 102 to Calleguas Municipal Water District and Metropolitan. (F&I)

Recommendation:

Option #1:

Adopt the CEQA determination that the proposed action is categorically exempt, and

Adopt resolution granting approval for Calleguas Annexation No. 102 concurrently to Calleguas and Metropolitan and establish Metropolitan's terms and conditions for the annexation (Attachment 3), conditioned upon approval by the Ventura Local Agency Formation Commission, and upon receipt of the annexation fee of \$9,196.54.

- 7-2** Adopt CEQA determination and appropriate \$890,000; and authorize design to replace the wastewater system and upgrade the Disaster Recovery Facility at Lake Mathews (Appropriations Nos. 15495 and 15376). (E&O)

Recommendation:

Option #1:

Adopt the CEQA determination that: (1) the proposed action associated with Project No. 1 is categorically exempt; and (2) the proposed action associated with Project No. 2 was previously addressed and no further analysis or documentation is required, and

- a. Appropriate \$890,000;**
- b. Authorize final design to replace the on-site wastewater system at Lake Mathews; and**
- c. Authorize final design to upgrade the Disaster Recovery Facility at Lake Mathews.**

- 7-3** Adopt CEQA determination and authorize granting a permanent easement to the California Department of Transportation (Caltrans) on Metropolitan owned property to facilitate widening State Route 74 across the San Diego Aqueduct Canal Siphon in the city of Hemet within the county of Riverside. (RP&AM)

Recommendation:

Option #1:

Adopt CEQA determination that the proposed action is categorically exempt, and

Authorize granting a permanent easement to the California Department of Transportation to facilitate widening State Route 74 across the San Diego Aqueduct Canal Siphon.

- 7-4** Adopt CEQA determination and authorize granting a License Agreement to Los Angeles SMSA Limited Partnership, a California limited partnership, d/b/a Verizon Wireless for vehicular access on Metropolitan's fee-owned property located in the city of Claremont. (RP&AM)

Recommendation:

Option #1:

Adopt CEQA determination that the proposed action is categorically exempt, and

Authorize granting a 25 year license to Verizon Wireless for access.

END OF CONSENT CALENDAR

8. OTHER BOARD ITEMS — ACTION

- 8-1** Adopt CEQA determination and adopt resolution to continue Metropolitan's Water Standby Charge for fiscal year 2018/19. (F&I)

Recommendation:

Option #1:

Adopt the CEQA determination that the proposed action is not defined as a project, and

Adopt the resolution to continue collecting the Standby Charge for fiscal year 2018/19.

- 8-2** Adopt CEQA determination and approve and authorize the distribution of Appendix A for use in the issuance and remarketing of Metropolitan's bonds. (F&I)

Recommendation:

Option #1:

Adopt CEQA determination that the proposed action is not defined as a project, and

- a. Approve the draft of Appendix A (Attachment 1) attached to this board letter;
- b. Authorize the General Manager, or other designee of the Ad Hoc Committee, to finalize, with changes approved by the General Manager and General Counsel, Appendix A; and
- c. Authorize distribution of Appendix A, finalized by the General Manager or other designee of the Ad Hoc Committee, in connection with the sale or remarketing of bonds.

- 8-3** Adopt the CEQA determination and adopt Fourth Supplemental Subordinate Resolution to the Master Subordinate Resolution Authorizing the issuance of up to \$80 million of Subordinate Water Revenue Bonds, 2018 Series; and approve expenditures to fund the costs of issuance of the Bonds. (F&I)

Recommendation:

Option #1:

Adopt the CEQA determination that the proposed action is not defined as a project, and

- a. **Adopt the Fourth Supplemental Subordinate Resolution to the Master Subordinate Resolution authorizing the issuance of up to \$80 million of Subordinate Water Revenue Bonds, 2018 Series and providing the terms and conditions for the sale and issuance of said Subordinate Water Revenue Bonds; and**
- b. **Approve up to \$150,000 for the payment of the costs of issuance of the Subordinate Water Revenue Bonds, 2018 Series to be paid from bond proceeds or Metropolitan funds.**

- 8-4** Adopt CEQA determination and appropriate \$3.1 million; authorize design to replace Casa Loma Siphon Barrel No. 1; and authorize agreement with Carollo Engineers, Inc., in an amount not to exceed \$2.2 million, to provide specialized design services (Appropriation No. 15480). (E&O)

Recommendation:

Option #1:

Adopt the CEQA determination that the proposed action is statutorily and categorically exempt, and

- a. **Appropriate \$3.1 million;**
- b. **Authorize design to replace Casa Loma Siphon Barrel No. 1; and**
- c. **Authorize agreement with Carollo Engineers, Inc., in an amount not to exceed \$2.2 million, for specialized design services.**

- 8-5** Adopt CEQA determination and appropriate \$13 million; and award \$12,068,634.98 procurement contract to Ameron Water Transmission Group to provide steel liner pipe for the Second Lower Feeder (Appropriation No. 15497). (E&O)

Recommendation:

Option #1:

Adopt CEQA determination that the proposed action has been previously addressed in the certified 2017 Final PEIR, findings, SOC, and MMRP, and that no further environmental analysis or documentation is required, and

- a. **Appropriate \$13 million; and**
- b. **Award \$12,068,634.98 contract to Ameron Water Transmission Group to provide steel liner pipe for the Second Lower Feeder.**

- 8-6** Adopt CEQA determination and appropriate \$5.85 million; and award \$3.74 million contract to Mladen Buntich Construction Company, Inc. for improvements to the domestic and fire water system at the La Verne site (Appropriation No. 15477). (E&O)

Recommendation:

Option #1:

Adopt the CEQA determination that the proposed action has been previously addressed in the certified Final EIR, findings, SOC, and MMRP, and that no further environmental analysis or documentation is required, and

- a. Appropriate \$5.85 million; and**
- b. Award \$3.74 million contract to Mladen Buntich Construction Company, Inc. for construction of domestic and fire water system improvements at the La Verne site.**

- 8-7** Adopt CEQA determination and appropriate \$3 million; award \$939,000 contract to CSI Electrical Contractors Inc. to replace the Uninterruptable Power Supply systems at the Colorado River Aqueduct pumping plants; and authorize preliminary design to rehabilitate the auxiliary power system at Iron Mountain Pumping Plant (Appropriation No. 15384). (E&O)

Recommendation:

Option #1:

Adopt the CEQA determination that the proposed action for Project No. 1 was previously determined to be categorically exempt, and the proposed action for Project No. 2 is categorically exempt, and

- a. Appropriate \$3 million;**
- b. Award \$939,000 contract to CSI Electrical Contractors, Inc. to replace the Uninterruptible Power Supply systems at the CRA pumping plants; and**
- c. Authorize preliminary design to rehabilitate the auxiliary power system at Iron Mountain Pumping Plant.**

- 8-8** Adopt CEQA determination and affirm the General Manager's determination that four Metropolitan-owned houses; identified as Metropolitan Water District of Southern California's parcel number 139-14-125 (APN 317-321-002), 139-14-127 (APN 317-325-008), 139-14-129 (APN 317-325-010), 139-14-131 (APN 317-325-017) in unincorporated county of Riverside near Perris, California are surplus to Metropolitan's needs. (RP&AM)

Recommendation:

Option #1:

Adopt CEQA determination that the proposed action is categorically exempt, and

Affirm the General Manager's determination that the four single family houses in Riverside County are surplus and carry out the sale and disposition of the houses through open listing or auction.

Revised

8-9

Adopt CEQA determination and authorize contracts for bond counsel services with Hawkins Delafield & Wood LLP, Nixon Peabody LLP and Stradling Yocca Carlson & Rauth, P.C. and co-bond counsel services with Law Offices of Alexis S.M. Chiu and Curls Bartling P.C. for the period ending June 30, 2021 with costs paid from bond proceeds or from Metropolitan funds. (L&C)

Added

Recommendation:

Option #1:

Adopt the CEQA determination that the proposed action is not defined as a project under CEQA and is not subject to CEQA, and

- a. Authorize the General Counsel to retain the firms listed in this board letter as bond counsel and co-bond counsel through June 30, 2021; and**
- b. Determine that bond counsel and co-bond counsel fees may be approved by the General Counsel in amounts sufficient to procure bond counsel and co-bond counsel services for bond issues and for legal advice, as described in this board letter.**

8-10

Adopt CEQA determination and approve entering into 2017-2021 Memorandum of Understanding between The Metropolitan Water District of Southern California and The Supervisors Association. (OP&T)

[Conference with Labor Negotiators; to be heard in closed session pursuant to Gov. Code Section 54957.6. Agency representative: Stephen Lem, Manager of Labor Relations and EEO Investigations Section. Employee organizations: The Supervisors Association.]

Added

Recommendation:

Option #1:

Adopt CEQA determination that the proposed action is not defined as a project and,

Authorize the General Manager to exercise discretion under Administrative Code Section 6101(k) to enter into a successor MOU with the Supervisors Association.

- Revised** **8-11** Report on existing litigation, adopt CEQA determination and authorize increase in maximum amount payable by Metropolitan under contract with Best Best & Krieger LLP by \$400,000 for a maximum payable amount of \$500,000 for legal services related to California WaterFix environmental litigation: CDWR Environmental Impact Cases, Sacramento County Superior Ct. Case No. JCCP 4942 (20 coordinated cases.) (L&C)
[Conference with legal counsel—existing litigation and potential litigation (unknown number); to be heard in closed session pursuant to Gov. Code Section 54956.9(d)(1), (d)(2), and (d)(4)]

Added **Recommendation:**

Option #1:

Adopt CEQA determination that the proposed action is not defined as a project and is not subject to CEQA, and

Authorize the General Counsel to amend the existing agreement with Best Best & Krieger LLP to increase the maximum amount payable by Metropolitan by \$400,000 to an amount not to exceed \$500,000.

- Revised** **8-12** Report on existing and anticipated litigation, adopt CEQA determination and authorize increase in maximum amount payable by Metropolitan under contract with Hunton Andrews Kurth LLP (formerly Hunton & Williams LLP) by \$350,000 to an amount not to exceed \$450,000 for legal services related to California WaterFix litigation: Bay.org, et al. v. Zinke, et al., Case No. 17-cv-01176 (E.D. Cal., filed June 29, 2017); Golden Gate Salmon Assn. v. Ross, et al., Case No. 17-cv-01172 (E.D. Cal., filed June 29, 2017); CDWR Environmental Impact Cases, Sacramento County Superior Ct. Case No. JCCP 4942 (20 coordinated cases, including CDWR v. All Persons Interested, validation action.) (L&C)
[Conference with legal counsel—existing litigation and potential litigation (unknown number); to be heard in closed session pursuant to Gov. Code Section 54956.9(d)(1), (d)(2), and (d)(4)]

Added **Recommendation:**

Option #1:

Adopt CEQA determination that the proposed action is not defined as a project and is not subject to CEQA, and

Authorize the General Counsel to amend the existing agreement with Hunton Andrews Kurth LLP to increase the maximum amount payable by Metropolitan by \$350,000 to an amount not to exceed 450,000.

- Added** **8-13** Adopt CEQA determination and express opposition to AB 3045 (Gallagher, R-Yuba City), regarding State Water Project Commission. (C&L)

Recommendation:

Option #1:

Adopt CEQA determination that the proposed action is not defined as a project under CEQA, and

Authorize the General Manager to express opposition to AB 3045.

9. BOARD INFORMATION ITEMS

- 9-1** Update on Conservation Program.
- 9-2** Renewal Status of Metropolitan's Property and Casualty Insurance program. (F&I)

10. FOLLOW-UP ITEMS

11. FUTURE AGENDA ITEMS

12. ADJOURNMENT

NOTE: At the discretion of the Board, all items appearing on this agenda and all committee agendas, whether or not expressly listed for action, may be deliberated and may be subject to action by the Board.

Each agenda item with a committee designation will be considered and a recommendation may be made by one or more committees prior to consideration and final action by the full Board of Directors. The committee designation appears in parentheses at the end of the description of the agenda item e.g., (E&O, F&I). Committee agendas may be obtained from the Board Executive Secretary.

Writings relating to open session agenda items distributed to Directors less than 72 hours prior to a regular meeting are available for public inspection at Metropolitan's Headquarters Building and on Metropolitan's Web site <http://www.mwdh2o.com>.

Requests for a disability related modification or accommodation, including auxiliary aids or services, in order to attend or participate in a meeting should be made to the Board Executive Secretary in advance of the meeting to ensure availability of the requested service or accommodation.

**AGENCY
REPRESENTATIVES'
REPORTS**

5C



Regional Sewerage Program Policy Committee Meeting

AGENDA
Thursday, May 3, 2018
4:00 p.m.

Location

Inland Empire Utilities Agency
Boardroom
6075 Kimball Avenue
Chino, CA 91708

Call to Order

Pledge of Allegiance

Public Comment

Changes/Additions/Deletions to the Agenda

- 1. Technical Committee Report (*Oral*)**
- 2. Action Item**
 - A. Approval of the April 5, 2018 Meeting Minutes
 - B. FY 2018/19 Ten Year Capital Improvement Plan
- 3. Informational Items**
 - A. Regional Contract Update/Renewal (*Oral*)
 - B. FY 2018/19 Regional Programs Budget Review
 - C. Policy Committee Chair Rotation
 - D. Legislative Update
- 4. Receive and File**
 - A. Building Activity Update
 - B. Recycled Water Distribution – Operations Summary
 - C. Engineering Quarterly Project Updates
- 5. Other Business**
 - A. IEUA General Manager's Update
 - B. Committee Member Requested Agenda Items for Next Meeting
 - C. Committee Member Comments
 - D. Next Meeting – June 7, 2018

6. Adjournment

DECLARATION OF POSTING

I, Laura Mantilla, Executive Assistant of the Inland Empire Utilities Agency, A Municipal Water District, hereby certify that a copy of this agenda has been posted by 5:30 p.m. in the foyer at the Agency's main office, 6075 Kimball Avenue, Building A, Chino, CA on Monday, April 30, 2018.

Laura Mantilla

**AGENCY
REPRESENTATIVES'
REPORTS**

5D

**CHINO BASIN WATERMASTER
WATERMASTER BOARD MEETING**

11:00 a.m. – April 26, 2018

WITH

Mr. Robert DiPrimio – Chair

Mr. Jeff Pierson – Vice-Chair

At The Offices Of

Chino Basin Watermaster

9641 San Bernardino Road

Rancho Cucamonga, CA 91730

AGENDA

CALL TO ORDER

PLEDGE OF ALLEGIANCE

PUBLIC COMMENTS

AGENDA - ADDITIONS/REORDER

I. CONSENT CALENDAR

Note: All matters listed under the Consent Calendar are considered to be routine and non-controversial and will be acted upon by one motion in the form listed below. There will be no separate discussion on these items prior to voting unless any members, staff, or the public requests specific items be discussed and/or removed from the Consent Calendar for separate action.

A. MINUTES

1. Minutes of the Watermaster Board Meeting held March 22, 2018

B. FINANCIAL REPORTS

1. Cash Disbursements for the month of February 2018
2. Watermaster VISA Check Detail for the month of February 2018
3. Combining Schedule for the Period July 1, 2017 through February 28, 2018
4. Treasurer's Report of Financial Affairs for the Period February 1, 2018 through February 28, 2018
5. Budget vs. Actual Report for the Period July 1, 2017 through February 28, 2018

C. BUDGET AMENDMENT FORM A-18-03-01

Adopt the Budget Amendment Form A-18-03-01 for FY 2017/18 in the amount of \$392,216 for the increased costs associated with the (1) Engineering Services Storage Management project; and (2) the SCADA Installation, Monitoring and Reimbursement Letter Agreement between Watermaster, Monte Vista Water District, and Wildermuth Environmental, Inc., effective September 28, 2017, as presented.

II. BUSINESS ITEMS

NONE

III. REPORTS/UPDATES

A. LEGAL COUNSEL REPORT

1. Appeal of April 28, 2017 Order
2. May 25, 2018 Court Hearing

B. ENGINEER REPORT

1. Storage Framework
2. 2018 RMPU
3. Prado Basin Habitat Sustainability Program
4. Ground-Level Monitoring Program
5. SGMA Annual Filing

C. CFO REPORT

1. Fiscal Year 2018/19 Budget

D. GM REPORT

1. State Board Annual Filing of Diversion Permits
2. SGMA Implementation Update
3. FY 2017/18 Second Interim Organization Performance Report
4. Other

IV. INFORMATION

1. Cash Disbursements for March 2018

V. BOARD MEMBER COMMENTS

VI. OTHER BUSINESS

VII. CONFIDENTIAL SESSION - POSSIBLE ACTION

Pursuant to Article 2.6 of the Watermaster Rules & Regulations, a Confidential Session may be held during the Watermaster Board meeting for the purpose of discussion and possible action.

1. Notices of Appeal from April 28, 2017 Order

VIII. FUTURE MEETINGS AT WATERMASTER

4/24/18	Tue	11:00 a.m.	OBMP Update – Scope/Schedule Workshop
4/24/18	Tue	1:00 p.m.	Fiscal Year 2018/19 Budget Workshop #1
4/26/18	Thu	11:00 a.m.	Watermaster Board
5/09/18	Wed	1:30 p.m.	Prado Basin Habitat Sustainability Committee
5/10/18	Thu	9:00 a.m.	Appropriative Pool
5/10/18	Thu	11:00 a.m.	Non-Agricultural Pool
5/10/18	Thu	1:30 p.m.	Agricultural Pool
5/17/18	Thu	8:00 a.m.	Appropriative Pool Strategic Planning (Confidential Session Only)
5/17/18	Thu	9:00 a.m.	Advisory Committee
5/17/18	Thu	9:30 a.m.	2018 RMPU Steering Committee #4 and Recharge Investigations and Projects Committee (meetings will be combined)
5/24/18	Thu	11:00 a.m.	Watermaster Board

ADJOURNMENT

**AGENCY
REPRESENTATIVES'
REPORTS**

5E

**SPECIAL BOARD MEETING OF
THE BOARD OF DIRECTORS
CHINO BASIN DESALTER AUTHORITY**

May 3, 2018
2:00 p.m.

Council Chambers, of the City of Ontario
303 E. "B" Street, Ontario, CA

*All documents available for public review are on file with the Authority's secretary located at
2151 S. Haven Avenue, Suite 202, Ontario, CA 91761.*

AGENDA

Call to Order

Flag Salute

Public Comment: Members of the public may address the Board at this time on any non-agenda matter. Please complete a Comment Card and give it to the Secretary. Comments are limited to three (3) minutes per individual. State your name and address for the record before making your presentation. This request is optional, but very helpful for the follow-up process.

Under the provisions of the Brown Act, the CDA Board is prohibited from taking action on oral requests. However, Board Members may respond briefly or refer the communication to staff. The CDA Board may also request the Secretary to calendar an item related to your communication at a future CDA Board meeting.

ACTION ITEMS

Prior to action of the CDA Board, any member of the audience will have the opportunity to address the CDA Board on any item listed on the agenda, including those on any consent calendar. Please submit a comment card to the secretary with the agenda item number noted.

- 1. MINUTES OF APRIL 5, 2018 REGULAR BOARD MEETING**
- 2. PHASE 3 EXPANSION: AGREEMENT WITH SPECIALTY MINERALS, INC. FOR DISPOSAL/SALE OF CALCIUM CARBONATE PELLETS**
Report by: Curtis D. Paxton, General Manager/CEO
Staff Recommendation:
 1. Approve the Agreement with Specialty Minerals Inc. for the disposal/sale of calcium carbonate pellets produced by the Concentrate Reduction Facility.
 2. Authorize the General Manager/CEO to execute the Agreement.
- 3. CONSIDERATION AND POSSIBLE ACTION ON SCHEDULING THE REGULAR JULY 2018 BOARD MEETING**
Report by: Curtis D. Paxton, General Manager/CEO

Staff Comments:

- (i) Deputy CDA General Counsel, Allison Burns
- (ii) CDA CFO/Treasurer, Michael Chung
- (iii) CDA General Manager/CEO, Curtis Paxton

CLOSED SESSION

The Authority may adjourn to a Closed Session to consider litigation matters, personnel matters, or other matters as provided for in the Ralph M. Brown Act (Section 54950 et seq., of the Government Code).

- 4. **CONFERENCE WITH LEGAL COUNSEL – ANTICIPATED LITIGATION:
SIGNIFICANT EXPOSURE TO LITIGATION PURSUANT TO GOVERNMENT CODE
SECTION 54956.9(D)(2)
(TWO POTENTIAL CASES)**
- 5. **CONFERENCE WITH REAL PROPERTY NEGOTIATORS**
Property: APN 0218-231-13, 15, City of Ontario
CDA Negotiators: Curtis Paxton, Allison Burns
Negotiating parties: SC Ontario Development Company
Under negotiation: Price and terms of payment
- 6. **CONFERENCE WITH LEGAL COUNSEL – ANTICIPATED LITIGATION:
CONSIDERATION OF INITIATION OF LITIGATION PURSUANT TO GOVERNMENT
CODE SECTION 54956.9(D)(4)
(ONE POTENTIAL CASE)**

Directors Comments:

ADJOURNMENT – To the Special Meeting on June 7, 2018

Declaration of Posting

I, Casey Costa, Executive Assistant to the Chino Basin Desalter Authority, hereby certify that a copy of this agenda has been posted by 2:00 p.m. at the Chino Basin Desalter Authority's main office, 2151 S. Haven Ave., Ontario, CA on Monday, April 30, 2018.

Casey Costa, Executive Assistant

**AGENCY
REPRESENTATIVES'
REPORTS**

5F



REGULAR MEETING OF THE
BOARD OF DIRECTORS
MONDAY, MAY 7, 2018
10:00 A.M.

INLAND EMPIRE REGIONAL COMPOSTING FACILITY
12645 6TH STREET
RANCHO CUCAMONGA, CA 91739

www.ierca.org/calendar

CALL TO ORDER
OF THE INLAND EMPIRE REGIONAL COMPOSTING AUTHORITY BOARD OF
DIRECTORS MEETING

FLAG SALUTE

PUBLIC COMMENT

Members of the public may address the Board on any item that is within the jurisdiction of the Board; however, no action may be taken on any item not appearing on the agenda unless the action is otherwise authorized by Subdivision (b) of Section 54954.2 of the Government Code. Those persons wishing to address the Board on any matter, whether or not it appears on the agenda, are requested to complete and submit to the Board Secretary a "Request to Speak" form which are available on the table in the Board Room. Comments will be limited to five minutes per speaker. Thank you.

ADDITIONS TO THE AGENDA

In accordance with Section 54954.2 of the Government Code (Brown Act), additions to the agenda require two-thirds vote of the legislative body, or, if less than two-thirds of the members are present, a unanimous vote of those members present, that there is a need to take immediate action and that the need for action came to the attention of the local agency subsequent to the agenda being posted.

1. CONSENT CALENDAR

A. MINUTES

The Board will be asked to approve the minutes from the February 5, 2018 regular meeting.

B. INVESTMENT AND DISBURSEMENT REPORT

It is recommended that the Board of Directors approve for the months of January 2018-March 2018:

1. Total disbursements in the amount of \$1,782,246.65
2. There were no new investments during January 1, 2018 – March 31, 2018.

2. ACTION ITEMS

A. ADOPTION OF BUDGET FOR FISCAL YEAR 2018/19

It is recommended that the Board of Directors;

1. Adopt the Inland Empire Regional Composting Authority (IERCA) budget for fiscal year 2018/19;
2. Maintain the tipping fee rate at \$56 per wet ton; and
3. Approve a capital call of \$1,000,000 to be shared equally by the Inland Empire Utilities Agency (IEUA) and the Sanitation District No. 2 of Los Angeles County (SDLAC) to support capital improvement project costs, as needed.

B. ADOPTION OF THE INVESTMENT POLICY FOR FY 2018/19

It is recommended that the Board of Directors adopt Resolution No. 2018-5-1 approving the Authority's Investment Policy for FY 2018/19.

C. ANNUAL MANAGEMENT PLAN

It is recommended that the Board of Directors approve the Fiscal Year 2018/19 Annual Management Plan.

D. CORRODED COLUMN REPAIR PROJECT

It is recommended that the Board of Directors:

1. Award a construction contract for the Corroded Column Repair, Project No. RA18101.03, to W.A. Rasic Construction Company in the amount of \$142,000;
2. Authorize the Project Manager to finalize and execute the Contract.

3. **INFORMATION ITEMS**

A. **PROJECT MANAGER'S REPORT**

B. **TREASURER'S REPORT OF FINANCIAL AFFAIRS FOR THE QUARTER ENDED MARCH 31, 2018**

C. **CALIFORNIA ORGANICS**

D. **IERCA MISSION STATEMENT**

4. **DIRECTOR COMMENTS**


Next regular meeting is scheduled for Monday, August 6, 2018 at 10:00 a.m.

5. **ADJOURN**

In compliance with the Americans with Disabilities Act, if you need special assistance to participate in this meeting, please contact the Recording Secretary (909-993-1744), 48 hours prior to the scheduled meeting so that the Authority can make reasonable arrangements.

Declaration of Posting

I, Victoria Stone, Recording Secretary to the Inland Empire Regional Composting Authority, hereby certify that a copy of this agenda has been posted by 5:30 p.m. at the County Sanitation Districts of Los Angeles 1955 Workman Mill Road, Whittier, CA and at the IERCA's Administrative Building, 12645 Sixth Street, Rancho Cucamonga, CA and at the IEUA's main office, 6075 Kimball Ave., Chino, CA on Tuesday, May 1, 2018



Victoria Stone, Recording Secretary

**GENERAL
MANAGER'S
REPORT**



Date: May 16, 2018

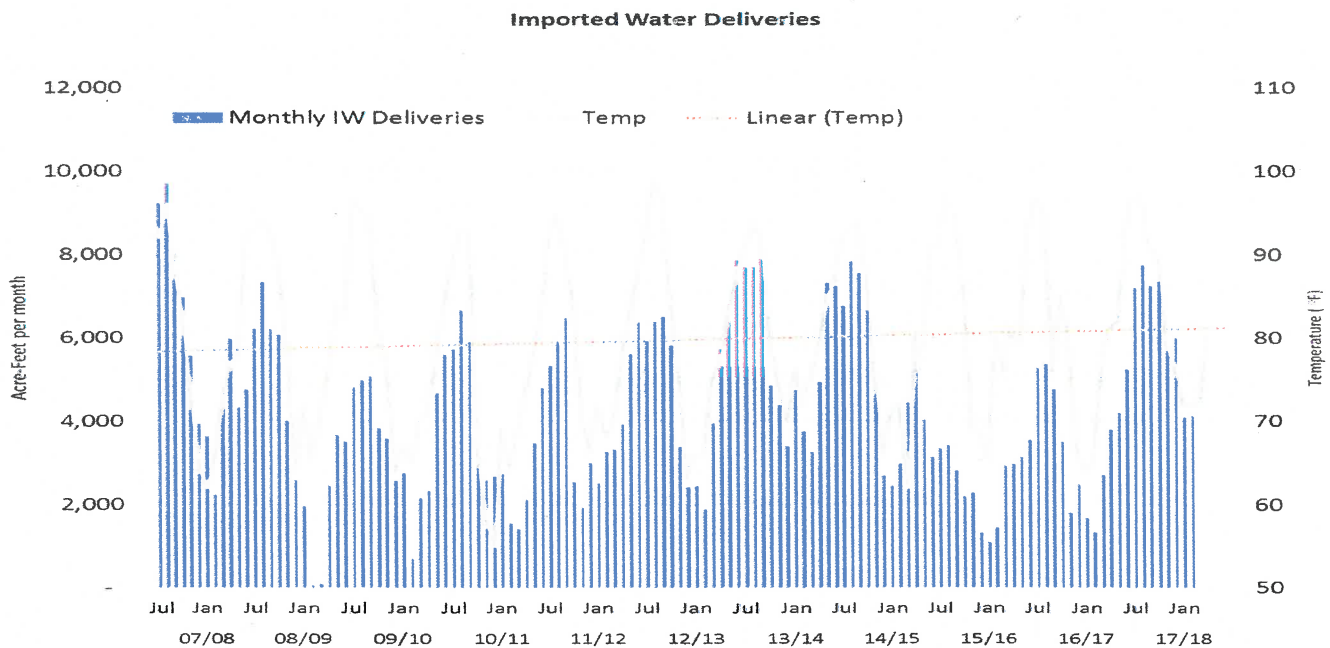
To: The Honorable Board of Directors

From: Halla Razak, General Manager *RL for HR*

Subject: General Manager's Report Regarding Agency Activities

PLANNING & ENVIRONMENTAL RESOURCES

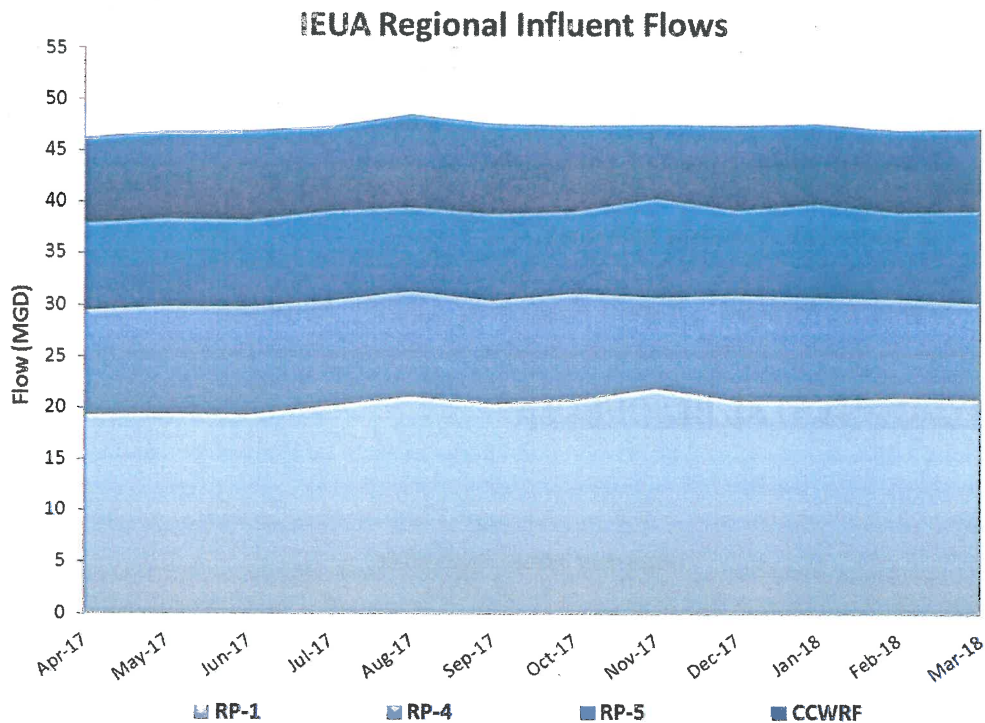
Imported Water



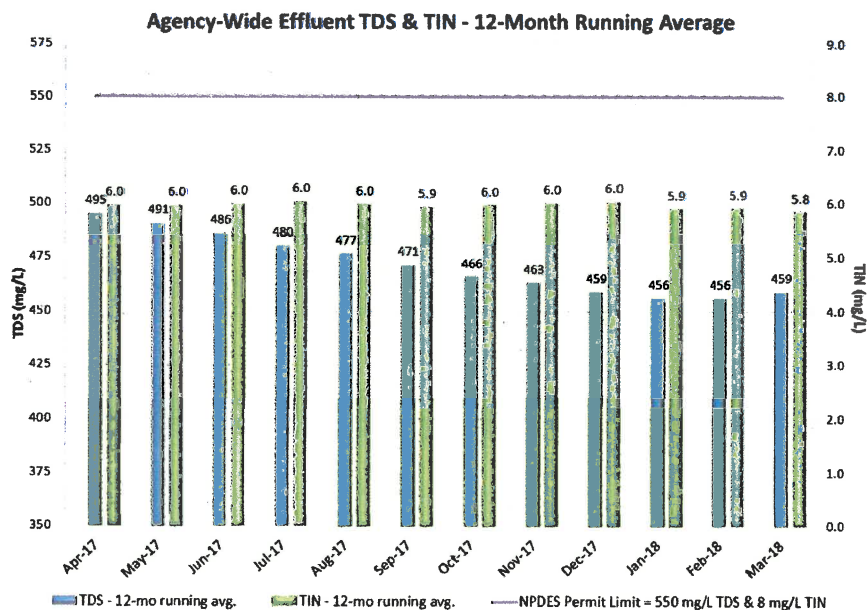
Reclamation System

Regional Plants 1, 4, 5 and Carbon Canyon Water Recycling Facility met all the NPDES requirements and effluent/recycled water limitations during the month of March 2018.

1. The Agency-wide average wastewater influent flow for the month of March 2018 was 47.2 million gallons per day (mgd), which is a 0.1 mgd increase from the February 2018 total influent flow.



1. The discharge permit effluent limit for total dissolved solids (TDS) is 550 mg/L. The 12-month running average TDS value for March 2018 was 459 mg/L.
2. The discharge permit effluent limit for total inorganic nitrogen (TIN) is 8 mg/L. The 12-month running average TIN value for March 2018 was 5.8 mg/L.



Air Quality

With regards to air quality compliance, there were no reportable incidents during the month of April 2018. IEUA is awaiting notices from the SCAQMD legal department for the violations received in December 2017.

INLAND EMPIRE REGIONAL COMPOSTING FACILITY – UPDATE

Operational Comments – Facility throughput for April averaged approximately 88% of permitted capacity at an average of 386 tons per day of biosolids and 132 tons per day of amendments (based on the 30-day month-to-date). The facility is operating well with no violations or lost-time incidents.

Facility Biosolids Throughput

SOURCE	WET TONS MONTH	WET TONS YEAR TO DATE
LACSD	5,236.48	21,490.01
IEUA	5,343.10	21,838.22
OCSO	988.14	5,099.97
TOTAL	11,567.72	48,428.20

Compost Sales – Sales have remained consistent throughout the month, which has kept inventory at zero. Sales volumes are anticipated to continue to match production at approximately 19,000 cubic yards per month. April saw the second highest revenue this fiscal year as the sales team was more selective with compost sales orders and customer priorities. Compost inventory in the storage facility is 0 cubic yards.

Monthly Sales Summary

CUBIC YARD	\$/CUBIC YARD	TOTAL REVENUE
16,738.65	\$2.13	\$35,643.29

Fiscal Year-To-Date Sales Summary

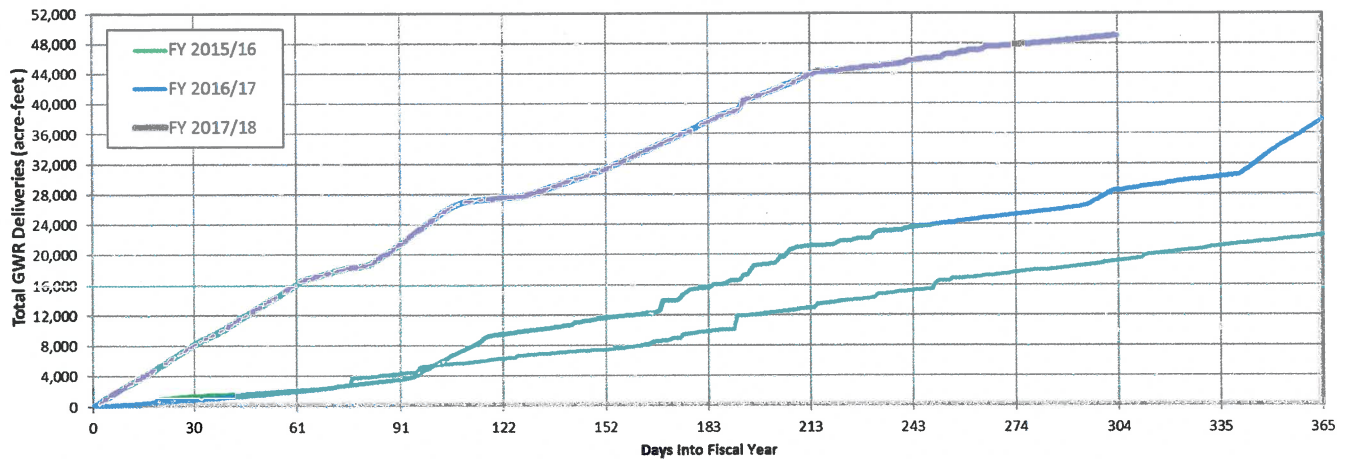
MONTH	TOTAL YARDS 2017/2018	TOTAL YARDS 2016/2017	TOTAL REVENUE 2017/2018	TOTAL REVENUE 2016/2017
July	21,518.61	14,898.82	\$31,737.00	\$27,554.05
August	19,226.62	13,973.73	\$37,071.78	\$32,185.36
September	16,170.64	28,277.42	\$35,038.33	\$25,161.07
October	25,631.94	33,118.70	\$34,569.24	\$30,402.44
November	24,481.44	36,746.25	\$30,053.63	\$26,452.12
December	16,420.31	27,866.97	\$34,860.10	\$26,088.79
January	18,881.17	7,965.39	\$31,911.26	\$11,934.94
February	17,041.52	14,371.47	\$30,291.21	\$20,070.21
March	18,773.56	22,580.72	\$27,869.46	\$36,895.88
April	16,738.65	14,887.63	\$35,643.29	\$36,561.10
TOTAL	194,884.46	214,687.10	\$329,045.30	273,305.96
AVERAGE	19,488.45	21,468.71	\$32,904.53	27,330.60

Groundwater Recharge – March 2018 (preliminary)

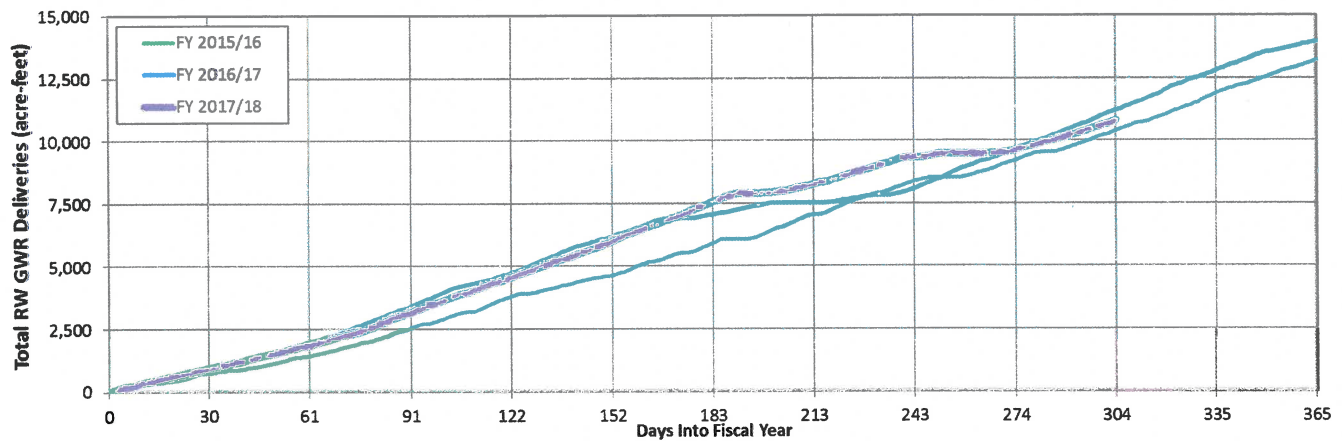
During April 2018, recycled water delivered for recharge was 1,143 acre-feet. At the end of April, Declez Basin was returned to service for recycled water recharge following completion of a new monitoring well. No Imported water deliveries occurred during the month. One day of light rain and miscellaneous dry weather flows resulted in the diversion of approximately 20 acre-feet from stormwater, local runoff, and well discharges. Approximately 90 acre-feet of stormwater from March were transferred in April to prepare for basin infiltration restoration projects. For April supplemental water deliveries (imported and recycled), Chino Basin Watermaster will remove 4.2% for evaporation losses.

Monthly summaries of recharge by recharge site for the Chino Basin Groundwater Recharge Operations can be found at <http://www.ieua.org/category/reports/groundwater-recharge-reports>.

Total Groundwater Recharge – through April 2018

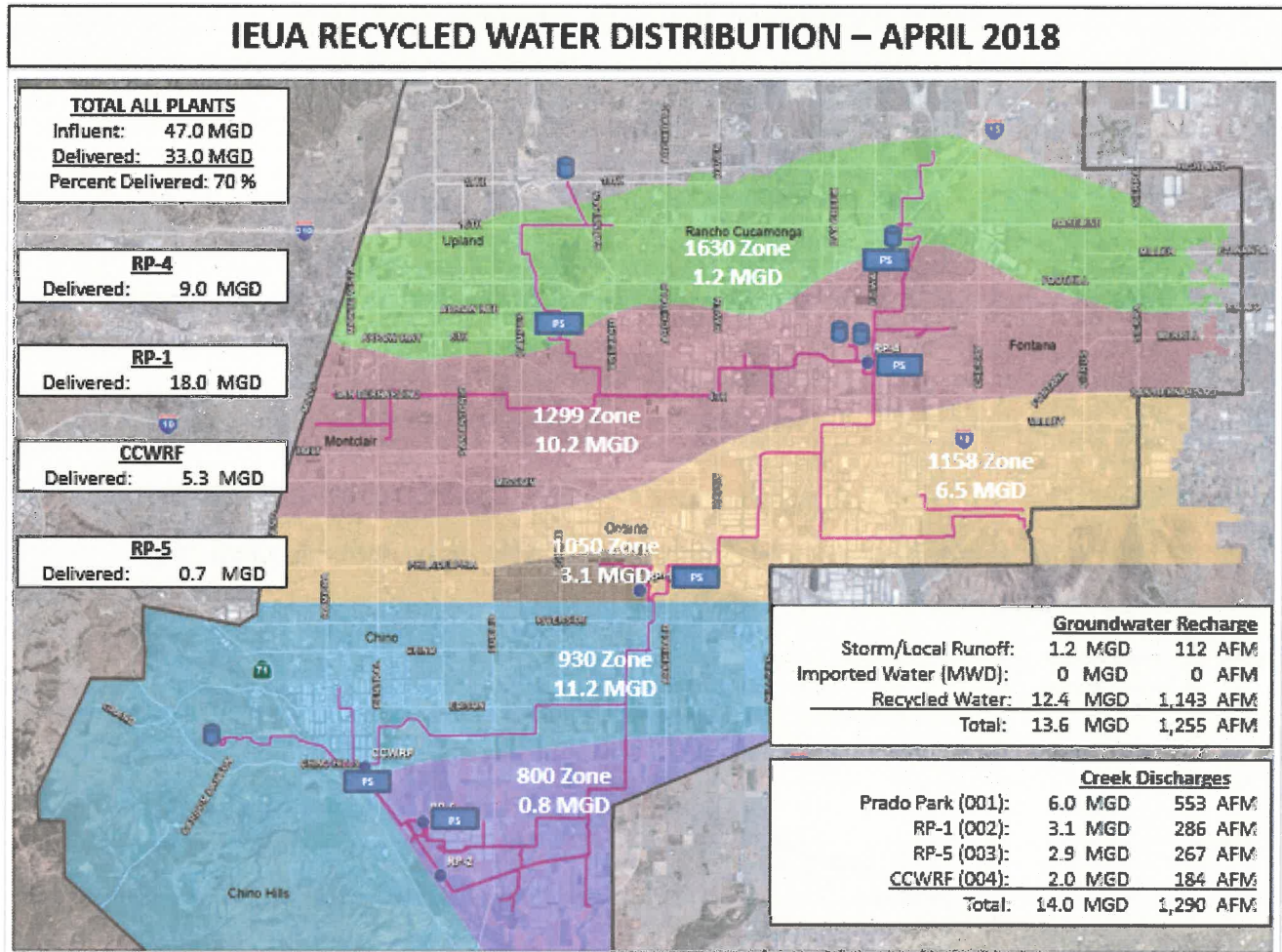


Recycled Water Delivered to Groundwater Recharge – through April 2018



RW Distribution – April 2018

During April 2018, 70% (33.0 MGD) of IEUA recycled water supply (47.0 MGD) was delivered into the distribution system for both direct use customers (20.6 MGD) and groundwater recharge (12.4 MGD). Plant discharge to creeks feeding the Santa Ana River averaged 14.0 MGD.



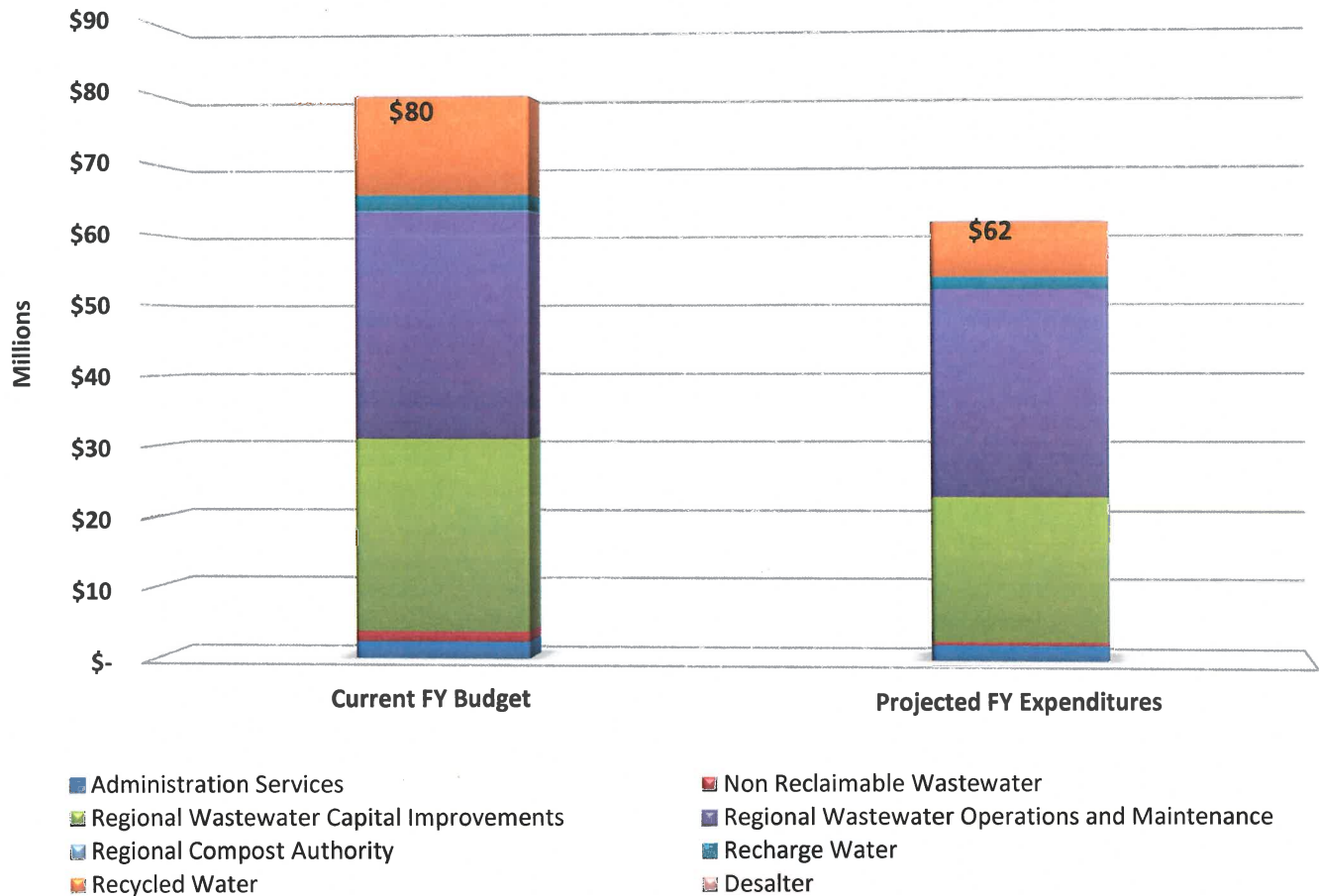
FINANCE DIVISION UPDATE

As part of the Agency's commitment to transparency and increased communication, the Human Resources Department, in collaboration with the Finance and Accounting Department and Business Information Services Department, provided a personalized Total Compensation Statement to full-time employees for calendar year 2017. The statement summarized the total value of an employee's annual compensation by providing a consolidated view of salary, benefits, leave time, and more. The Statements for calendar year 2017 were distributed the week of April 9th, and annually thereafter to full-time employees. Human Resources staff hosted a series of Open Houses the week of April 16th and met with employees and answered questions. Open House sessions were held at the Agency Headquarters, Regional Plant 1 and the Inland Empire Regional Composting Facility.

ENGINEERING CONSTRUCTION MANAGEMENT DEPARTMENT UPDATE

Engineering and Construction Management's current FY 2017/18 budget is \$79,722,704. As of March 31st, staff has projected to spend \$61,582,546 (~77%), of which \$38,825,227 has been expended.

Engineering and Construction Management FY 2017/18 Budget Status Update



The accompanying attachments have detailed information for IEUA's capital improvement program.

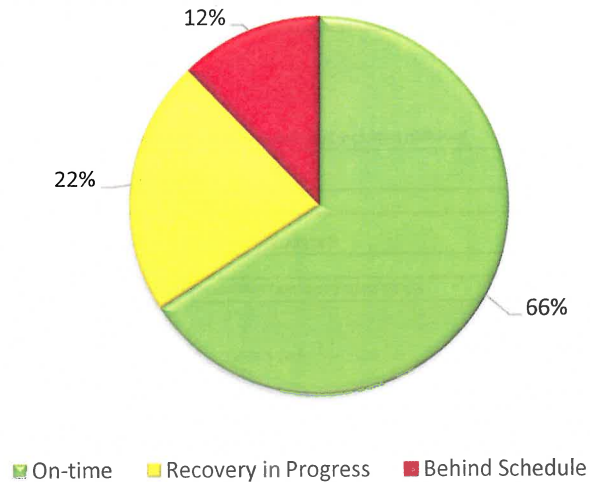
- Attachment A: Bid and Award Look Ahead Schedule
- Attachment B: Active Capital Improvement Project Status
- Attachment C: Emergency Projects

Attachment A
Bid and Award Look Ahead Schedule

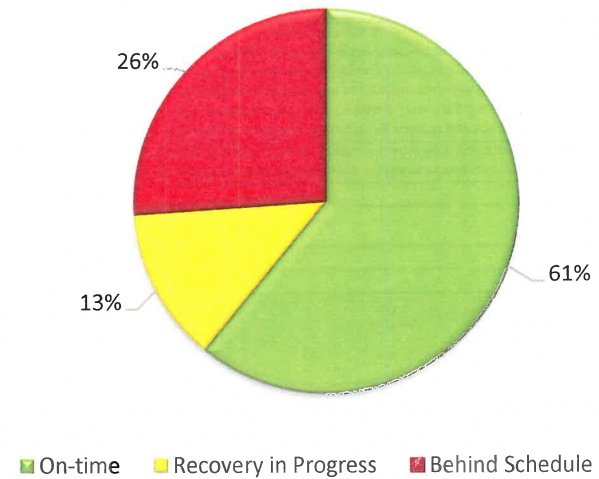
Bid and Award Look Ahead Schedule			
	Project Name	Projected Bid Opening Date	Projected Bid Award Date
	Jun-18		
1	RW15003.05 RP-3 Basin Improvements	17-Apr-18	20-Jun-18
2	EN18028.00 RP-5 Facilities Improvements	26-Apr-18	20-Jun-18
	Jul-18		
3	EN18039.00 Agency-Wide Lighting Pole Replacements and Upgrades	22-May-18	18-Jul-18
4	EN17044.00 RP-1 12 kV Switchgear and Generator Control Upgrades	12-Sep-17	18-Jul-18
5	EN15012.00 RP-1 Primary Effluent Conveyance Improvements	30-May-18	18-Jul-18
6	EN17039.00 8th St. Basin RW Turnout Discharge Retrofit	29-May-18	18-Jul-18
	Aug-18		
7	EN18014.00/EN18015.00 NRW/Collection System Upgrades	30-Jun-18	15-Aug-18
	Sep-18		
8	EN14043.00 RP-5 RW Pipeline Bottleneck	9-Aug-18	19-Sep-18
	Oct-18		
9	RW15003.02 Victoria Basin Improvements	8-Aug-18	17-Oct-18
10	RW15003.03 Montclair Basin Improvements	14-Aug-18	17-Oct-18
11	EN17042.00 Digester 6 and 7 Roof Repairs	6-Sep-18	17-Oct-18
	Nov-18		
12	EN17045.00 RP-1 Filter Valve Replacement	18-May-18	21-Nov-18
13	EN18006.00 RP-1 Flare Improvements	9-Oct-18	21-Nov-18
14	EN18038.00 RP-4 Operations and Maintenance Building	3-Oct-18	21-Nov-18
15	RW15003.06 Wineville/Jurupa/Force Main Improvements	12-Sep-18	21-Nov-18
16	RW15004.00 Lower Day Basin Improvements	3-Oct-18	21-Nov-18
17	EN17082.00 Mechanical Restoration and Upgrades	18-Sep-18	21-Nov-18
18	EN17049.00 Baseline Recycled Water Pipeline Extension	27-Sep-18	21-Nov-18
19	EN14042.00 1158 RWPS Upgrades	20-Sep-18	21-Nov-18
	Jan-19		
20	EN18042.00 RP-1 Civil Restoration and Upgrades	1-Nov-18	16-Jan-19
	Mar-19		
21	EN22002.00 NRW East End Flowmeter Replacement	25-Jan-19	20-Mar-19
	Apr-19		
22	EN17041.00 Orchard Recycled Water Turnout Improvements	7-Mar-19	17-Apr-19

Attachment B
Active Capital Improvement Project Status

Design Schedule Performance



Construction Schedule Performance



Agency-Wide							
No.	Project ID	Project Title	Total Expenditures thru 3/31/2018 (\$)	Total Project Budget (\$)	Project Schedule Performance	Status	Schedule Recovery Plan
1	EN13016.05	SCADA Enterprise System - RP-1 (Costs are in EN13016)			Recovery in Progress	Pre-Design	Project will be rebaselined when consultant submits a revised project schedule.
2	EN17080	System Cathodic Protection Improvements	54,954	3,510,000	On-time	Pre-Design	
3	EN13016	SCADA Enterprise System (EN13016.03, 04)	7,338,310	15,803,331	On-time	Design	
Totals			7,393,263	19,313,331			
Carbon Canyon Wastewater Regional Facility (CCWRF)							
No.	Project ID	Project Title	Total Expenditures thru 3/31/2018 (\$)	Total Project Budget (\$)	Project Schedule Performance	Status	Schedule Recovery Plan
4	EN17006	CCWRF Odor Control and Headworks Replacements	1,630,109	23,421,951	Recovery in Progress	Pre-Design	An updated baseline schedule will be created to reflect the added time during the peer review.
5	EN18036	CCWRF Asset Management and Improvements - Package III	37,832	2,420,000	On-time	Pre-Design	
6	EN18037	CCWRF Asset Management and Improvements - Package II	33,117	950,000	On-time	Pre-Design	
7	EN0000000017	CCWRF Battery Storage	10,276	50,000	Behind Schedule	Design	Delays on this project were due to the contractor agreements with Shell Energy that modified the system sizing and the desire to use second generation Tesla inverters, which were recently released. No recovery is possible; a new baseline will be generated based on the updated schedule.
Totals			1,711,335	26,841,951			

Chino Desalter Authority (CDA)

No.	Project ID	Project Title	Total Expenditures thru 3/31/2018 (\$)	Total Project Budget (\$)	Project Schedule Performance	Status	Schedule Recovery Plan
8	EN16021	TCE Plume Cleanup	12,474,101	17,294,171	Recovery in Progress	Design	There are currently issues concerning property acquisition that will affect the project timeline. It is possible that time can be made up in either in the design or construction phases.
9	DL37141	CDA Structures Coating	189,391	246,000	On-time	Project Acceptance	
Totals			12,663,492	17,540,171			

Collections

No.	Project ID	Project Title	Total Expenditures thru 3/31/2018 (\$)	Total Project Budget (\$)	Project Schedule Performance	Status	Schedule Recovery Plan
10	EN23002	Philadelphia Lift Station Force Main Improvements	-	6,000,000	On-time	Consultant Contract Award	
11	EN22002	Non-Reclaimable Wastewater East End Flowmeter Replacement	175,142	1,986,985	On-time	Design	
12	EN13028	Preserve Lift Station	64,395	335,190	On-time	Construction	
Totals			239,537	8,322,175			

Groundwater Recharge

No.	Project ID	Project Title	Total Expenditures thru 3/31/2018 (\$)	Total Project Budget (\$)	Project Schedule Performance	Status	Schedule Recovery Plan
13	RW15003	Recharge Master Plan Update Projects (RW15003.00,02,03,06)	2,086,229	7,490,500	On-time	Design	
14	RW15004	Lower Day Basin RMPU	367,698	4,008,000	On-time	Design	
15	RW15003.05	RP-3 Basin Improvements (Costs are in RW15003)			On-time	Bid and Award	
16	EN13001	San Savaine Basin Improvements	2,303,531	6,460,001	On-time	Construction	
17	EN17067	Declez Monitoring Well Project	82,968	400,000	Behind Schedule	Construction	Due to additional permitting review on the temporary sound wall plans, the construction started later than projected. Staff is working with the District to help expedite their review. Since the project modifies programming screens and controllers, it is critical that the contractor completes their work without impacting the Agency's ability to connect and control the basins remotely. The contractor has been facing constant delays due to loss of support staff. They have made a strong commitment to complete the scope as contracted but with the request of extending the contract date. Staff will continue to monitor progress and provide any support to minimize further delays.
18	EN14047	Groundwater Recharge and Recycled Water SCADA Control Upgrades	751,684	932,000	Behind Schedule	Construction	
Totals			5,592,111	19,290,501			

Headquarters

No.	Project ID	Project Title	Total Expenditures thru 3/31/2018 (\$)	Total Project Budget (\$)	Project Schedule Performance	Status	Schedule Recovery Plan
19	EN15008	Water Quality Laboratory	19,143,030	24,645,000	On-time	Construction	
20	EN18055	Headquarters Roofing Replacement	91,860	1,266,447	On-time	Construction	
21	EN16049	Conference Rooms Audio Visual Upgrades	1,377,790	1,391,477	On-time	Project Acceptance	
Totals			20,612,680	27,302,924			

Recycled Water							
No.	Project ID	Project Title	Total Expenditures thru 3/31/2018 (\$)	Total Project Budget (\$)	Project Schedule Performance	Status	Schedule Recovery Plan
22	EN15002	1158 Reservoir Site Cleanup	29,745	1,300,000	Recovery in Progress	Project Evaluation	Once Southern California Edison (SCE) provides a firm schedule, the project will be re-baselined to show the revised completion date. It is possible to recover some time lost when the consultant's scope of work is reduced due to the SCE completing the geotechnical investigation.
23	EN16034	Recycled Water Pressure Sustaining Valve Installation	35,836	850,000	Recovery in Progress	Project Evaluation	Due to the delayed notification of the Proposition 1 State Revolving Fund (SRF) award, the project baseline schedule is also delayed. The recovery plan is to revise the baseline schedule with an updated schedule dependent on the anticipated award date of the Proposition 1 grant which is currently in 2018.
24	EN17039	8th St. Basin Recycled Water Turnout Discharge Retrofit	69,286	275,000	Behind Schedule	Design	San Bernardino County Flood Control District (SBCFCD) required a second submittal to receive the construction permits. Additionally, the construction phase conflicted with nesting bird season. In order to mitigate delays and additional expenses, the construction phase was postponed until the end of nesting bird season (09/15/18). Project schedule will be re-baselined once project is awarded.
25	EN17041	Orchard Recycled Water Turnout Improvements	75,411	125,000	On-time	Design	
26	EN17049	Baseline Recycled Water Pipeline Extension	63,441	4,950,000	Behind Schedule	Design	The bid period will be extended from the original 30 days to 60 days to accommodate the anticipated SRF Good Faith Estimate requirements. There is no recovery.
27	WR15021	Napa Lateral	163,138	6,050,000	On-time	Design	
Totals			436,856	13,550,000			
Regional Water Recycling Plant No. 1 (RP-1)							
No.	Project ID	Project Title	Total Expenditures thru 3/31/2018 (\$)	Total Project Budget (\$)	Project Schedule Performance	Status	Schedule Recovery Plan
28	EN17042	Digester 6 and 7 Roof Repairs	942,833	3,800,000	Recovery in Progress	Pre-Design	The addition of Digester No. 1 cleaning to the scope pushed out the start of Digester 6 or 7 cleaning. The lost time will be recovered during subsequent phases including detailed design and cleaning of Digester 7 with early mobilization.
29	EN17077	San Bernardino Lift Station Emergency Diversion	228,758	525,000	On-time	Pre-Design	
30	EN24001	RP-1 Liquid Treatment Capacity Recovery	304,306	182,050,000	On-time	Pre-Design	
31	EN24002	RP-1 Solids Treatment Expansion	131,073	48,050,000	On-time	Pre-Design	
32	EN11039	TP-1 Disinfection Pump Improvements	894,307	5,660,367	Behind Schedule	Design	The project is currently behind schedule. The design of this project will be completed as planned, however the construction will be delayed for approximately five years. This delay is the result of recent emergency repairs to the bleach tanks that has extended the life of the system.
33	EN14042	RP-1 1158 Recycled Water Pump Station Upgrades	539,648	4,000,000	Recovery in Progress	Design	The consultant contract Amendment No. 2 will delay the project by two months. In addition, the State Revolving Fund (SRF) loan and grant funds have been delayed to the beginning of fall 2018 (estimate) and may encounter another delay in the future. A longer delay in securing the SRF funding will cause this project to be pushed back until the funds can be secured. The recovery plan is to revise the baseline schedule with an updated schedule taking into account the increased scope of work and anticipated Proposition 1 grant funding.
34	EN15012.01	RP-1 Plant No. 2 Effluent Conveyance Improvements (Costs are in EN15012)			On-time	Design	
35	EN17045	RP-1 Filter Valve Replacement	33,667	650,000	On-time	Design	
36	EN17082	RP-1 Mechanical Restoration and Upgrades	184,151	1,515,000	Behind Schedule	Design	Inland Empire Utilities Agency (IEUA) delivered the Pre-Design comments late to Stantec. There is no recovery for this project.
37	EN18006	RP-1 Flare Improvements	269,248	5,380,000	Recovery in Progress	Design	The project is slightly behind schedule due to extensive effort applied during the Pre-Design phase searching of flare manufacturers who can meet the strict regulatory requirements set forth by South Coast Air Quality Management District. Schedule delay will be recovered during the detailed design phase.
38	EN18042	RP-1 Civil Restoration and Upgrades	29,198	500,000	On-time	Design	
39	EN15012	RP-1 Primary Effluent Conveyance Improvements	654,589	3,015,598	On-time	Bid and Award	

Regional Water Recycling Plant No. 1 (RP-1) (Cont.)

No.	Project ID	Project Title	Total Expenditures thru 3/31/2018 (\$)	Total Project Budget (\$)	Project Schedule Performance	Status	Schedule Recovery Plan
40	EN17044	RP-1 Power Reliability Building Controls Upgrades	272,715	1,500,000	On-time	Bid and Award	
41	EN18039	RP-1 Lighting Pole Replacements	19,317	220,000	On-time	Bid and Award	
42	EN0000000015	RP-1 Battery Storage	43,725	-	Behind Schedule	Construction	The delays on this project were due to contractor agreements with Shell Energy that modified the system sizing and the desire to use second generation Tesla inverters, which were recently released. No recovery is possible; a new baseline will be generated based on the updated schedule
43	EN13048	RP-1 Power System Upgrades	602,720	1,599,000	On-time	Construction	

Regional Water Recycling Plant No. 1 (RP-1) (Cont.)

No.	Project ID	Project Title	Total Expenditures thru 3/31/2018 (\$)	Total Project Budget (\$)	Project Schedule Performance	Status	Schedule Recovery Plan
44	EN14019	RP-1 Headworks Primary and Secondary Upgrades	1,655,055	9,750,000	Behind Schedule	Construction	The project schedule will be re-baselined following the construction award and approval of the contractor's project control schedule
45	EN18040	RP-1 Maintenance Building HVAC Replacement	21,443	650,000	On-time	Construction	
46	EN18054	RP-1 Recycled Water Valve Replacement Phase II	19,838	115,000	On-time	Construction	
47	EP17003	RP-1 Training Room	135,821	425,000	On-time	Construction	
48	EN16024	RP-1 Mixed Liquor Return Pumps	6,458,244	7,236,000	Recovery in Progress	Construction	The project is scheduled for completion in May 2018. Start-up, training, and close-out activities are ongoing. Staff is negotiating and finalizing time extension request and will be issuing a time extension change order shortly.
49	EN17040	RP-1 Aeration Basin Panel Repairs	276,489	3,226,269	Recovery in Progress	Construction	Same recovery plan as EN16024 above (projects are running concurrently).
50	EN17059	RP-1 Iron Sponges Installation	496,771	600,000	On-time	Project Acceptance	
Totals			14,213,915	280,467,234			

Regional Water Recycling Plant No. 4 (RP-4)

No.	Project ID	Project Title	Total Expenditures thru 3/31/2018 (\$)	Total Project Budget (\$)	Project Schedule Performance	Status	Schedule Recovery Plan
51	EN19029	RP-4 Outfall Pipeline Air Relief/Blow-Off Replacements	-	665,000	On-time	Project Evaluation	
52	EN17043	RP4 Primary Clarifier Rehabilitation	184,558	6,560,900	On-time	Pre-Design	
53	EN17110	RP-4 Process Improvements (EN17110.00, 03)	844,661	17,281,763	On-time	Pre-Design	
54	EN18038	RP-4 Operations and Maintenance Building	37,195	450,000	On-time	Pre-Design	
55	EN17110.02	RP-4 Pilot Project Ammonia Control (Costs are in EN17110)			On-time	Design	
56	EN0000000016	RP-4 Battery Storage	68,234	10,000	Behind Schedule	Construction	The delays on this project were due to negotiations related to adding additional solar to the roof of the Inland Empire Composting Facility (IERCF) in parallel with the battery storage installation. No recovery is possible; a new baseline will be generated based on the updated schedule.
57	EN17110.01	RP-4 Trident Filters Rehabilitation and Replacement (Costs are in EN17110)			On-time	Construction	
58	EN14018	RP-4 Disinfection System Retrofit	2,559,227	2,678,042	Recovery in Progress	Project Acceptance	There is a slight non-compensable delay in closing out the project due to the issues associated with the chemical metering pumps and replacing the patch that was received. No recovery is possible.
Totals			3,693,876	27,645,705			

Regional Water Recycling Plant No. 5 (RP-5)							
No.	Project ID	Project Title	Total Expenditures thru 3/31/2018 (\$)	Total Project Budget (\$)	Project Schedule Performance	Status	Schedule Recovery Plan
59	EN14043	RP-5 Recycled Water Pipeline Bottleneck	426,677	2,756,637	Recovery in Progress	Design	The schedule was extended by about five months due to additional and modified scope items, and requirements of construction contractors prequalification as required by the State Revolving Fund (SRF) Loan guidelines. Part of the lost time may be recovered during the construction phase. Construction is not expected to take one year as originally allocated.
60	EN19001	RP-5 Expansion to 30 mgd	2,900,665	175,000,000	On-time	Design	
61	EN19006	RP-5 Biosolids Facility	2,485,819	165,000,000	On-time	Design	
62	EN18028	RP-5 Facilities Improvements	52,272	350,000	On-time	Bid and Award	
63	EN11031	RP-5 Flow Equalization and Effluent Monitoring	1,920,086	3,397,200	Behind Schedule	Construction	A recovery schedule is not possible. IEUA is working with the Contractor on a non-compensable time extension.
64	PA17006	Agency-Wide Aeration (PA17006.02 Cost is for all PA17006)	2,015,061	8,240,000	On-time	Construction	
		Totals	9,800,580	354,743,837			
Overall Totals			76,357,646	795,017,829			

Attachment C

FY17/18 Emergency Projects									
	Project ID	Contractor	Task Order Description (Details of Circumstance and Cause of the Emergency)	Location	TO #	Original Not-to-Exceed / Estimate	Actual Cost thru 3/31/2018	Date of Award	Status
Agencywide									
1	EN18019.01	W.A. Rasic Construction	Replace a manhole ring at 7400 block of Kimball Ave	Agency-Wide	TO-054	8,500	10,162	7/17/2017	Closed
2	EN18019.02	W.A. Rasic Construction	Sink Hole over the 30" Montclair Int. Sewer	Agency-Wide	TO-056	18,500	17,202	7/31/2017	Closed
3	EN18019.09	W.A. Rasic Construction	Manhole Frame & Cover Repair - Chino Ave. @ Chino Creek	Agency-Wide	TO-065	10,000	6,590	2/6/2018	Active
4	EN18017.02	W.A. Rasic Construction	14-inch Pipe & Valve Replacement	Agency-Wide	TO-058	50,000	38,607	8/16/2017	Closed
5	EN18017.04	Ferreira Construction	Eucalyptus Ave. Valve Adjustments and Concrete Bollard Adds	Agency-Wide	TO-024	9,293	14,904	9/20/2017	Closed
6	EN18017.05	W.A. Rasic Construction	Marlay & Industry Blowoff Repair	Agency-Wide	TO-061	8,900	7,119	12/7/2017	Closed
7	EN18017.06	W.A. Rasic Construction	Grove Ave Valve Can Repair	Agency-Wide	TO-068	5,000	0	4/12/2018	Active
CCWRF									
8	EN18019.07	W.A. Rasic Construction	CCWRF Lagoon Bottom Repairs	CCWRF	TO-063	24,600	24,796	12/12/2017	Closed
9	EN18019.08	W.A. Rasic Construction	CCWRF Bleach Pipeline Repairs	CCWRF	TO-064	10,000	0	1/3/2018	Closed
10	SIO-EN32	Big Sky Electric	CCWRF Back Up Generator Emergency	CCWRF	n/a	15,000	0	2/14/2018	Active
NRWS									
11	EN18016.01	W.A. Rasic Construction	Francis and Bonview NRW 18" Line	NRWS	Paid by City	50,000	25,190	2/15/2018	Active
12	EN18016.02	W.A. Rasic Construction	Emergency Sewer Repair for Turner and Mission	NRWS	TO-067	12,500	2,147	3/26/2018	Active
13	EN18016.03	KVAC	NRW Philadelphia Line	NRWS	N/A	24,400	0	4/26/2018	Active
14	EN18017.01	W.A. Rasic Construction	Prologis RW Leak	RW	TO-055	47,966	54,901	7/19/2017	Closed
RP-1									
15	EN18019.03	Ferreira Construction	RP-1 Sodium Hypochlorite Tank Leak	RP-1	TO-023	25,000	22,268	8/22/2017	Closed
16	EN18017.03	W.A. Rasic Construction	RP-1 RW Hose Bib Riser Repairs	RP-1	TO-060	48,000	61,882	9/13/2017	Closed
17	EN18019.04	Trautwein Construction	RP-1 12" Hot Water Loop Leak/Repair- CO for EN17019.08	RP-1	CO-0001	40,000	30,989	6/1/2017	Closed
18	EN18019.05	Ferreira Construction	RP-1 Potable Water Leak	RP-1	TO-025	29,500	10,895	10/25/2017	Closed
19	EN18019.06	W.A. Rasic Construction	RP1 Lagoon No. 3 Outfall Pipe	RP-1	TO-062	50,000	11,005	12/7/2017	Active
20	EN18019.10	W.A. Rasic Construction	RP-1 Headworks Screw Conveyor	RP-1	TO-066	19,800	4,006	3/12/2018	Active
RP-4									
21	EN18019.11	W.A. Rasic Construction	RP-4 Headworks Screw Conveyor Liner Replacement	RP-4	TO-069	15,200	143	4/19/2018	Active
					Totals	522,159	342,804		

April 2018 Emergency Projects						
Contractor	Task Order Description	Details of the Circumstances/Cause of Emergency	Scope of Repair	Location	Date of Award	Not-to-Exceed /Estimate
W.A. Rasic Construction	Grove Ave Valve Can Repair	RW valve can damaged on South Bound lane of Grove Ave	Removal and replacement of damaged valve can	Agencywide	4/12/2018	5,500
W.A. Rasic Construction	RP-4 Headworks Screw Conveyor Liner Replacement	The HDPE liners for the shaftless screw conveyor at RP-4 headworks is showing signs of severe wear and tear and is in need of replacement.	Access and replace the existing liners with the new ones. The work includes removing the existing fine screens discharge covers, motor, gearbox, shaftless screw, conveyor's covers, and other appurtenances that prohibit access to the bottom liner.	RP-4	4/19/2018	15,200
KVAC	NRW Philadelphia Line	IEUA recently experienced a near miss sanitary sewer overflow (SSO) due to the pipe being 50-75% full.	Request KVAC to support IEUA Collections Crew in removing sediment material from ~ 3.2 miles (24" diameter) NRW North System South Trunk Philadelphia line.	NRWS	4/26/2018	24,400
Total						45,100