



**FINANCE AND ADMINISTRATION  
COMMITTEE MEETING  
OF THE BOARD OF DIRECTORS  
INLAND EMPIRE UTILITIES AGENCY\*  
AGENCY HEADQUARTERS, CHINO, CALIFORNIA**

**WEDNESDAY, SEPTEMBER 13, 2017  
10:30 A.M.**

*Or immediately following the  
Engineering, Operations, &  
Water Resources Committee Meeting*

**CALL TO ORDER**

**PUBLIC COMMENT**

Members of the public may address the Board on any item that is within the jurisdiction of the Board; however, no action may be taken on any item not appearing on the agenda unless the action is otherwise authorized by Subdivision (b) of Section 54954.2 of the Government Code. Those persons wishing to address the Board on any matter, whether or not it appears on the agenda, are requested to complete and submit to the Board Secretary a "Request to Speak" form which is available on the table in the Board Room. Comments will be limited to five minutes per speaker. Thank you.

**ADDITIONS TO THE AGENDA**

In accordance with Section 54954.2 of the Government Code (Brown Act), additions to the agenda require two-thirds vote of the legislative body, or, if less than two-thirds of the members are present, a unanimous vote of those members present, that there is a need to take immediate action and that the need for action came to the attention of the local agency subsequent to the agenda being posted.

**1. CONSENT ITEMS**

**A. MINUTES**

The Committee will be asked to approve the Finance and Administration Committee meeting minutes of August 9, 2017.

**B. REPORT ON GENERAL DISBURSEMENTS**

Staff recommends that the Committee/Board approve the total disbursements for the month of July 2017, in the amount of \$14,614,778.95.

**2. ACTION ITEMS**

**A. SAN SEVAINE BASIN IMPROVEMENTS CONSTRUCTION CONTRACT AWARD**

Staff recommends that the Committee/Board:

1. Award a construction contract for the San Sevaime Basin Improvements, Project No. EN13001, to Gwinco Construction & Engineering, in the amount of \$3,873,029; and
2. Authorize the General Manager to execute the construction contract.

**B. CITY OF RIALTO COMPENSATION AGREEMENTS**

Staff recommends that the Committee/Board:

1. Approve the Compensation Agreement, substantially in its final form, between the City of Rialto (City), IEUA, and other affected taxing entities for the transfer of property commonly known as "Area A" for future development (non-governmental use), and "Fire Station #205" and "Public Park" to be retained for governmental use; and
2. Authorize the General Manager or his designee, to execute the final Compensation Agreements subject to non-substantive changes.

**C. BUDGET AMENDMENT FOR FISCAL YEAR 2016/17 CARRY FORWARD OF OPEN ENCUMBRANCES AND NON-ENCUMBERED COMMITMENT RELATED BUDGET**

Staff recommends that the Committee/Board:

1. Approve the carry forward of open encumbrances and non-encumbered commitment related budgets from FY 2016/17 to FY 2017/18 and amend the budget in the amount of \$13,969,575; and
2. Approve amendments to the adopted FY 2017/18 budget for grant and reimbursement revenues in the amount of \$1,294,043.

**3. INFORMATIONAL ITEMS**

**A. FY 2016/17 FISCAL YEAR BUDGET VARIANCE, PERFORMANCE GOALS UPDATES, AND BUDGET TRANSFERS (WRITTEN/ POWERPOINT)**

**RECEIVE AND FILE INFORMATION ITEM**

**B. TREASURER'S REPORT OF FINANCIAL AFFAIRS (WRITTEN/ POWERPOINT)**

4. **GENERAL MANAGER'S COMMENTS**
5. **COMMITTEE MEMBER COMMENTS**
6. **COMMITTEE MEMBER REQUESTED FUTURE AGENDA ITEMS**
7. **ADJOURN**

\*A Municipal Water District

In compliance with the Americans with Disabilities Act, if you need special assistance to participate in this meeting, please contact the Board Secretary (909-993-1736), 48 hours prior to the scheduled meeting so that the Agency can make reasonable arrangements.

Proofed by: JH

**DECLARATION OF POSTING**

I, April Woodruff, Board Secretary/Office Manager of the Inland Empire Utilities Agency, A Municipal Water District, hereby certify that a copy of the agenda has been posted by 5:30 p.m. in the foyer at the Agency's main office, 6075 Kimball Ave., Building A, Chino, CA on Thursday, September 7, 2017.

  
\_\_\_\_\_  
April Woodruff

**CONSENT  
ITEM**

**1A**



## MINUTES

### FINANCE AND ADMINISTRATION COMMITTEE MEETING INLAND EMPIRE UTILITIES AGENCY\* AGENCY HEADQUARTERS, CHINO, CA

WEDNESDAY, AUGUST 9, 2017  
10:30 A.M.

#### COMMITTEE MEMBERS PRESENT

Jasmin A. Hall, Chair  
Paul Hofer

#### STAFF PRESENT

P. Joseph Grindstaff, General Manager  
Chris Berch, Executive Manager of Engineering/AGM  
Kathy Besser, Executive Manager of External Affairs & Policy Development/AGM  
Randy Lee, Executive Manager of Operations/AGM  
Christina Valencia, Executive Manager of Finance & Administration/AGM  
Javier Chagoyen-Lazaro, Manager of Finance and Accounting  
Warren Green, Manager of Contracts and Procurement  
Jason Gu, Grants Officer  
Sally Lee, Executive Assistant  
Jesse Pompa, Senior Engineer  
Shaun Stone, Manager of Engineering  
Teresa Velarde, Manager of Internal Audit  
April Woodruff, Board Secretary/Office Manager

#### OTHERS PRESENT

None

The meeting was called to order at 10:40 a.m. There were no public comments received or additions to the agenda.

#### CONSENT CALENDAR ITEMS

The Committee:

- ◆ Approved the Finance and Administration Committee meeting minutes of July 12, 2017.
- ◆ Recommended that the Board approve the total disbursements for the month of June 2017, in the amount of \$18,765,148.91.

#### ACTION ITEMS

The Committee:

- ◆ Recommended that the Board consider the request from Water Facilities Authority to waive the late payment penalty and interest related to IEUA Invoice #90020279 in the amount of \$92,784.46 and any loss of interest earning estimated at \$186.00;

as a Consent Calendar Item on the August 16, 2017 Board meeting agenda.

◆ Recommended that the Board:

1. Award a design-build contract for the SCADA Enterprise System Migration (RP-4 and RP-5), Project Nos. EN13016.03 and EN13016.04, to CDM Smith for the not-to-exceed amount of \$5,277,527; and
2. Authorize the General Manager to execute the design-build contract subject to non-substantive changes;

as an Action Item on the August 16, 2017 Board meeting agenda.

**INFORMATION ITEMS**

The following information items were presented, or received and filed by the Committee:

- ◆ Treasurer's Report of Financial Affairs

**GENERAL MANAGER'S COMMENTS**

General Manager Joe Grindstaff and Executive Manager of Engineering/AGM Chris Berch gave an overview of an infrastructure report from the American Society of Civil Engineers.

**COMMITTEE MEMBER COMMENTS**

There were no additional Committee Member comments.

**COMMITTEE MEMBER REQUESTED FUTURE AGENDA ITEMS**

There were no Committee Member requests for future agenda items.

With no further business, Director Hall adjourned the meeting at 11:03 a.m.

Respectfully submitted,

April Woodruff  
Board Secretary/Office Manager

\*A Municipal Water District

**APPROVED: SEPTEMBER 13, 2017**

**CONSENT  
ITEM**

**1B**

**Date:** September 20, 2017

**To:** The Honorable Board of Directors

**Committee:** Finance & Administration

*Chairman for July*  
**From:** P. Joseph Grindstaff, General Manager

09/13/17

**Executive Contact:** Christina Valencia, Executive Manager of Finance & Administration/AGM

**Subject:** Report on General Disbursements

---

**Executive Summary:**

July disbursement activity includes vendor check payments of \$4,472,462.99 and worker's compensation check payments of \$7,797.56. The total amount of ACH payments was \$1,124,073.15. The total amount of wire transfer payments (excluding payroll) was \$7,568,690.14. The total pay for the Board of Directors was \$5,292.10. The total pay for employees was \$1,436,463.01.

CalPERS, starting FY 2017/18, has changed the way it bills employers for the annual portion of the unfunded liability. The new billing represents a fixed dollar amount instead of a percentage of covered payroll. This amount can be paid monthly or in a lump sum payment before July 31st with almost a 4% discount. The lump sum amount after discount paid to CalPERS was \$2,575,558.00.

---

**Staff's Recommendation:**

Approve the total disbursements for the month of July 2017, in the amount of \$14,614,778.95.

---

**Budget Impact** *Budgeted (Y/N):* N *Amendment (Y/N):* N *Amount for Requested Approval:*

*Account/Project Name:*

**Fiscal Impact** *(explain if not budgeted):*

The cash held by the Agency's various funds, including the Administrative Services (GG) Fund, is reduced as a result of paying the Agency's authorized expenditures.

Full account coding (internal AP purposes only):     -     -     -     Project No.:



**Prior Board Action:**

None.

---

**Environmental Determination:**

Not Applicable

---

**Business Goal:**

The report on general disbursements is consistent with the Agency's Business Goal of Fiscal Responsibility in providing financial reporting that accounts for general disbursements associated with operating requirements.

---

**Attachments:**

Attachment 1 - Background

---

# Background

Subject: Report on General Disbursements

Attachment	Payment Type	Amount
1	Vendor Checks	\$4,472,462.99
2	Workers' Comp Checks	\$7,797.56
3	Vendor ACHs	\$1,124,073.15
4	Vendor Wires (excludes Payroll)	\$7,568,690.14
5	Payroll-Net Pay-Directors	\$5,292.10
6	Payroll-Net Pay-Employees	\$1,436,463.01
<b>Total Disbursements</b>		<b>\$14,614,778.95</b>

Payments to vendors this month above \$500,000 include:

Vendor	Amount	Description
MWD	\$2,805,260.68	April 2017 Water Purchase
CalPERS	\$2,575,558.00	Retirement Unfunded Liability
LACSD	\$737,600.00	Past 4R's Note Payment No. 4 of 6
SO CALIF EDISON	\$666,594.76	Electricity June-July
IRS	\$653,055.08	P/R 14, 15, DIR 007 Taxes
PERS	\$651,862.21	7/17 Hlth Ins; P/R 14,15, DIR 007 PERS Cont

# Attachment 1

## Vendor Checks

Bank	CBB	CITIZENS BUSINESS BANK	ONTARIO CA 917610000
Bank Key	122234149		
Acct number	CHECK	231167641	

Check						
Check number from to	Payment	Pmnt date	Crcy	Amount paid (FC)	Recipient/void reason code	Enca./void
219969	2200084117	07/06/2017	USD	2,204.00	AEROTEK INC ATLANTA GA	07/10/2017
219970	2200084105	07/06/2017	USD	386.78	AIRGAS WEST INC PASADENA CA	07/10/2017
219971	2200084141	07/06/2017	USD	1,575.00	ALS ENVIRONMENTAL DALLAS TX	07/12/2017
219972	2200084128	07/06/2017	USD	911.79	ALITA FOODCRAFT COFFEE LONG BEACH CA	07/12/2017
219973	2200084126	07/06/2017	USD	1,480.00	AMP MECHANICAL INC COSTA MESA CA	07/17/2017
219974	2200084130	07/06/2017	USD	793.73	ASAP INDUSTRIAL SUPPLY FONTANA CA	07/12/2017
219975	2200084112	07/06/2017	USD	11,136.22	BLACK & VEATCH CORPORATION KANSAS CITY MO	07/11/2017
219976	2200084121	07/06/2017	USD	414.84	ENI BUILDING NEWS VISTA CA	07/12/2017
219977	2200084134	07/06/2017	USD	16,918.83	BRIGHTVIEW LANDSCAPE SERVICES LOS ANGELES CA	07/10/2017
219978	2200084148	07/06/2017	USD	1,422.15	BURITEC WASTE INDUSTRIES INC FONTANA CA	07/12/2017
219979	2200084110	07/06/2017	USD	88.00	CALIF WATER ENVIRONMENT ASSOC OAKLAND CA	07/14/2017
219980	2200084135	07/06/2017	USD	21,623.49	CALIFORNIA WATER TECHNOLOGIES, PASADENA CA	07/10/2017
219981	2200084155	07/06/2017	USD	147.63	CARL H TAYLOR III CRYSTAL RIVER FL	07/11/2017
219982	2200084114	07/06/2017	USD	6,494.50	CARCILLO ENGINEERS INC SALT LAKE CITY UT	07/13/2017
219983	2200084119	07/06/2017	USD	4,628.11	CASC ENGINEERING AND CONSULTING COLTON CA	07/12/2017
219984	2200084142	07/06/2017	USD	3,448.58	CHEMTRADE CHEMICALS US LLC DETROIT MI	07/10/2017
219985	2200084109	07/06/2017	USD	10,000.00	CHINO BASIN WATERMASTER RANCHO CUCAMONGA CA	07/11/2017
219986	2200084125	07/06/2017	USD	2,852.15	CINIAS CORPORATION LOC#150 PHOENIX AZ	07/18/2017
219987	2200084153	07/06/2017	USD	415.00	CITY EMPLOYEES ASSOCIATES LONG BEACH CA	07/12/2017
219988	2200084144	07/06/2017	USD	3,094.29	CITY OF CHINO CHINO CA	07/10/2017
219989	2200084101	07/06/2017	USD	48.65	CITY RENTALS INC ONTARIO CA	07/14/2017
219990	2200084139	07/06/2017	USD	1,210.00	CONTROLWORKS, INC. CHINO CA	07/12/2017
219991	2200084162	07/06/2017	USD	83.91	Chino Basin Desalter Authority CHINO CA	07/18/2017
219992	2200084143	07/06/2017	USD	31,976.20	DORGAN LEGAL SERVICES LLP PASADENA CA	07/12/2017
219993	2200084140	07/06/2017	USD	13,600.00	DRH2O LLC IRVINE CA	07/10/2017
219994	2200084132	07/06/2017	USD	1,241.79	E R BLOCK PLUMBING INC RIVERSIDE CA	07/11/2017
219995	2200084116	07/06/2017	USD	16,063.50	ENVIRONMENTAL SYSTEMS RESEARCH LOS ANGELES CA	07/10/2017
219996	2200084133	07/06/2017	USD	4,815.00	EURCFINS EATON ANALYTICAL, INC GRAPEVINE TX	07/11/2017
219997	2200084138	07/06/2017	USD	56,628.67	FERREIRA COASTAL CONSTRUCTION BRANCBURG NJ	07/11/2017
219998	2200084102	07/06/2017	USD	464.60	FISHER SCIENTIFIC LOS ANGELES CA	07/10/2017
219999	2200084108	07/06/2017	USD	500.00	FONTANA HERALD NEWS FONTANA CA	07/12/2017
220000	2200084147	07/06/2017	USD	833.24	FONTANA WATER COMPANY FONTANA CA	07/13/2017
220001	2200084149	07/06/2017	USD	1,039.46	FRONTIER COMMUNICATIONS CORP CINCINNATI OH	07/14/2017
220002	2200084107	07/06/2017	USD	430.00	GOVERNMENT FINANCE OFFICERS ASCHICAGO IL	07/18/2017
220003	2200084106	07/06/2017	USD	2,263.78	GRAINGER PALATINE IL	07/11/2017
220004	2200084159	07/06/2017	USD	152.31	HALL, JASMIN CHINO HILLS CA	07/10/2017
220005	2200084103	07/06/2017	USD	2,183.16	HOME DEPOT CREDIT SERVICES DES MOINES IA	07/14/2017
220006	2200084151	07/06/2017	USD	66.00	INLAND EMPIRE UNITED WAY RANCHO CUCAMONGA CA	07/11/2017
220007	2200084113	07/06/2017	USD	10.94	KONICA MINOLTA BUSINESS SOLUTIONS PASADENA CA	07/11/2017
220008	2200084156	07/06/2017	USD	288.00	MARIA FRESQUEZ N LAS VEGAS NV	07/17/2017
220009	2200084127	07/06/2017	USD	570.00	MARTEK DIVERSE AUTOMATION LA VERNE CA	07/13/2017
220010	2200084123	07/06/2017	USD	2,928.17	MONTE VISTA WATER DISTRICT MONTECLAIR CA	07/20/2017
220011	2200084158	07/06/2017	USD	70.00	MORGAN-PERALES, LISA CHINO HILLS CA	07/26/2017
220012	2200084137	07/06/2017	USD	140.00	MSO TECHNOLOGIES INC THOUSAND OAKS CA	07/19/2017

Bank		CBB		CITIZENS BUSINESS BANK		ONTARIO CA 917610000	
Bank Key		122234149					
Acct number		CHECK		231167641			
Check							
Check number from to	Payment	Pmnt date	Crcy	Amount paid (FC)	Recipient/void reason code	Enca./void	
220013	2200084157	07/06/2017	USD	115.00	MUNOZ, MARIE LIZA CHINO HILLS CA	07/11/2017	
220014	2200084118	07/06/2017	USD	402.65	NATIONAL BUSINESS INVESTIGATION MURRIETA CA	07/11/2017	
220015	2200084111	07/06/2017	USD	14.68	O RINGS & THINGS FONTANA CA	07/14/2017	
220016	2200084154	07/06/2017	USD	430.50	PATRICK W HUNTER PHELAN CA	07/13/2017	
220017	2200084115	07/06/2017	USD	771.06	RED WING SHOE STORE UPLAND CA	07/14/2017	
220018	2200084131	07/06/2017	USD	840.00	RIVERSIDE UNIFIED SCHOOL DISTRICT RIVERSIDE CA	07/18/2017	
220019	2200084104	07/06/2017	USD	3,039.38	ROYAL WHOLESALE ELECTRIC ORANGE CA	07/12/2017	
220020	2200084124	07/06/2017	USD	449.27	RSD LAKE FOREST CA	07/12/2017	
220021	2200084150	07/06/2017	USD	506.34	SHERIFF'S COURT SERVICES SAN BERNARDINO CA	08/04/2017	
220022	2200084145	07/06/2017	USD	66.02	SO CALIF EDISON ROSEMEAD CA	07/11/2017	
220023	2200084146	07/06/2017	USD	424.14	SO CALIF GAS MONTEREY PARK CA	07/18/2017	
220024	2200084160	07/06/2017	USD	1,030.00	SPEARS, JIM CHINO HILLS CA	07/17/2017	
220025	2200084122	07/06/2017	USD	337,617.30	SWRCB ACCOUNTING OFFICE SACRAMENTO CA	07/21/2017	
220026	2200084152	07/06/2017	USD	243.33	US DEPARTMENT OF EDUCATION ATLANTA GA	07/13/2017	
220027	2200084136	07/06/2017	USD	397.50	V3IT CONSULTING INC NAPERVILLE IL	07/11/2017	
220028	2200084129	07/06/2017	USD	583.98	VALIN CORPORATION PASADENA CA	07/11/2017	
220029	2200084120	07/06/2017	USD	7,564.08	W A RASIC CONSTRUCTION CO INC LONG BEACH CA	07/11/2017	
220030	2200084161	07/06/2017	USD	20.12	WONG, RAELEN CHINO HILLS CA	07/17/2017	
220031	2200084183	07/11/2017	USD	72,536.77	SO CALIF EDISON ROSEMEAD CA	07/17/2017	
220032	2200084207	07/13/2017	USD	172.06	ACCUSTANDARD INC NEW HAVEN CT	07/20/2017	
220033	2200084219	07/13/2017	USD	1,508.00	AEROTEK INC ATLANTA GA	07/18/2017	
220034	2200084192	07/13/2017	USD	9,655.00	AIRGAS WEST INC PASADENA CA	07/17/2017	
220035	2200084228	07/13/2017	USD	4,298.44	ALLIANCE FOR WATER EFFICIENCY CHICAGO IL	07/20/2017	
220036	2200084202	07/13/2017	USD	310.27	AMERICAN COMPRESSOR CO SANTA FE SPRINGS CA	07/19/2017	
220037	2200084231	07/13/2017	USD	1,400.00	AMP MECHANICAL INC COSTA MESA CA	07/20/2017	
220038	2200084195	07/13/2017	USD	3,009.40	APPLEONE EMPLOYMENT SERVICES GLENDALE CA	07/20/2017	
220039	2200084214	07/13/2017	USD	28.00	ASBCSD HESPERIA CA	07/26/2017	
220040	2200084239	07/13/2017	USD	18.31	AUTOZONE INC ATLANTA GA	07/19/2017	
220041	2200084187	07/13/2017	USD	732.70	BEAR STATE PUMP & EQUIPMENT COONTARIO CA	07/21/2017	
220042	2200084260	07/13/2017	USD	116.96	BERCH, CHRISTOPHER CHINO HILLS CA	08/02/2017	
220043	2200084218	07/13/2017	USD	334.54	BOOT BARN INC IRVINE CA	07/20/2017	
220044	2200084264	07/13/2017	USD	257.58	BOUGHAN, ARIN CHINO HILLS CA	07/19/2017	
220045	2200084242	07/13/2017	USD		voided by DSPRINGE - Lost Check	08/23/2017	
220046	2200084236	07/13/2017	USD	7,170.00	C BELOW INC CHINO CA	07/18/2017	
220047	2200084196	07/13/2017	USD	500.00	CALIF MUNICIPAL STATISTICS INCOAKLAND CA		
220048	2200084201	07/13/2017	USD	254.00	CALIF WATER ENVIRONMENT ASSOC OAKLAND CA	07/21/2017	
220049	2200084210	07/13/2017	USD	651.36	CALIFORNIA NEWSPAPER SERVICE BLOS ANGELES CA	07/18/2017	
220050	2200084230	07/13/2017	USD	8,000.00	CALIFORNIA STRATEGIES LLC SACRAMENTO CA	07/19/2017	
220051	2200084243	07/13/2017	USD	14,956.03	CALIFORNIA WATER TECHNOLOGIES, PASADENA CA	07/17/2017	
220052	2200084188	07/13/2017	USD	2,897.53	CALITROL INC LOS ANGELES CA	07/17/2017	
220053	2200084199	07/13/2017	USD	16,438.60	CHINO BASIN WATERMASTER RANCHO CUCAMONGA CA	07/18/2017	
220054	2200084255	07/13/2017	USD	28,379.00	CHINO-OAKS AVE 23 LLC CORONA CA	07/20/2017	
220055	2200084227	07/13/2017	USD	1,376.45	CINTAS CORPORATION LOC#150 PHOENIX AZ	07/25/2017	
220056	2200084237	07/13/2017	USD	19,719.00	CIVIC PUBLICATIONS INC LA VERNE CA	07/18/2017	

Bank		CBB	CITIZENS BUSINESS BANK		ONTARIO CA 917610000	
Bank Key		122234149				
Acct number		CHECK	231167641			
Check						
Check number from to	Payment	Pmnt date	Crcy	Amount paid (FC)	Recipient/void reason code	Enca./void
220057	2200084232	07/13/2017	USD	1,885.50	CPS HUMAN RESOURCE SERVICES SAN FRANCISCO CA	07/19/2017
220058	2200084251	07/13/2017	USD	2,645.00	CSI SERVICES INC SANTA CLARITA CA	07/20/2017
220059	2200084245	07/13/2017	USD	518.26	D & H WATER SYSTEMS INC OCEANSIDE CA	07/20/2017
220060	2200084254	07/13/2017	USD	96.85	DAISY IT SUPPLIES SALES & SERV RANCHO CUCAMONGA CA	07/18/2017
220061	2200084247	07/13/2017	USD	525.00	DAVIS BARBER PRODUCTIONS INC FULLERTON CA	07/19/2017
220062	2200084198	07/13/2017	USD	1,220.02	DELI, MARKETING L P PASADENA CA	07/18/2017
220063	2200084226	07/13/2017	USD	714.03	DETECTION INSTRUMENTS CORP PHOENIX AZ	07/19/2017
220064	2200084252	07/13/2017	USD	6,700.00	DOUGLAS DOYLE DRURY HENDERSON NV	07/19/2017
220065	2200084208	07/13/2017	USD	123.00	ENVIRONMENTAL CONSULTING & TESS SUPERIOR WI	07/24/2017
220066	2200084238	07/13/2017	USD	6,620.00	EUROFINS EATON ANALYTICAL, INO GRAPEVINE TX	07/18/2017
220067	2200084235	07/13/2017	USD	2,435.60	Fiesta Tacos Azusa CA	07/25/2017
220068	2200084190	07/13/2017	USD	1,657.38	FISHER SCIENTIFIC LOS ANGELES CA	07/17/2017
220069	2200084194	07/13/2017	USD	470.21	FLW INC HUNTINGTON BEACH CA	07/19/2017
220070	2200084203	07/13/2017	USD	358.00	FRED PRYOR SEMINARS KANSAS CITY MO	07/24/2017
220071	2200084258	07/13/2017	USD	370.02	FRONTIER COMMUNICATIONS CORP CINCINNATI OH	07/25/2017
220072	2200084244	07/13/2017	USD	921.60	FULL SOURCE, LLC JACKSONVILLE FL	07/18/2017
220073	2200084250	07/13/2017	USD	7,004.20	GILLIS + PANICHAPAN ARCHITECTS COSTA MESA CA	07/19/2017
220074	2200084193	07/13/2017	USD	199.69	GRAINGER PALATINE IL	07/19/2017
220075	2200084221	07/13/2017	USD	4,263.81	HACH COMPANY CHICAGO IL	07/19/2017
220076	2200084191	07/13/2017	USD	526.06	HOME DEPOT CREDIT SERVICES DES MOINES IA	07/21/2017
220077	2200084209	07/13/2017	USD	1,115.21	IMPRESSIONS GOURMET CATERING ONTARIO CA	07/18/2017
220078	2200084213	07/13/2017	USD	146.88	INDUSTRIAL SUPPLY COMPANY ONTARIO CA	07/18/2017
220079	2200084249	07/13/2017	USD	270.00	INTERNATIONAL COUNCIL FOR BROKEN ARROW OK	07/24/2017
220080	2200084206	07/13/2017	USD	228.01	KONICA MINOLTA PASADENA CA	07/18/2017
220081	2200084205	07/13/2017	USD	496.98	KONICA MINOLTA BUSINESS SOLUTIONS PASADENA CA	07/19/2017
220082	2200084215	07/13/2017	USD	69,695.40	LEE & RO INC CITY OF INDUSTRY CA	07/24/2017
220083	2200084262	07/13/2017	USD	97.41	LEE, SYLVIE CHINO HILLS CA	
220084	2200084217	07/13/2017	USD	70.00	LIEBERT CASSIDY WHITMORE LOS ANGELES CA	07/20/2017
220085	2200084253	07/13/2017	USD	3,363.63	LOCAL GOVERNMENT COMMISSION SACRAMENTO CA	07/18/2017
220086	2200084248	07/13/2017	USD	696.38	MANAGED MOBILE INC PLACENTIA CA	07/19/2017
220087	2200084216	07/13/2017	USD	2,977.60	MCO - THE MICROFILM CO CORONA CA	08/14/2017
220088	2200084241	07/13/2017	USD	1,256.05	MICROAGE PHOENIX AZ	07/18/2017
220089	2200084211	07/13/2017	USD	409.75	MIDPOINT BEARING ONTARIO CA	07/17/2017
220090	2200084224	07/13/2017	USD	2,400.00	MONIE VISTA WATER DISTRICT MONICLAIR CA	07/20/2017
220091	2200084234	07/13/2017	USD	5,130.70	MULTY INDUSTRIES PRECISION MACONTARIO CA	07/18/2017
220092	2200084225	07/13/2017	USD	994.80	NATIONAL CONSTRUCTION RENTALS PACOIMA CA	07/18/2017
220093	2200084229	07/13/2017	USD	1,061.70	NESTLE WATERS NORTH AMERICA LOUISVILLE KY	07/25/2017
220094	2200084189	07/13/2017	USD	2,028.52	OFFICE DEPOT PHOENIX AZ	07/24/2017
220095	2200084197	07/13/2017	USD	293.88	ONTARIO FIRE EXTINGUISHER CO ONTARIO CA	07/25/2017
220096	2200084233	07/13/2017	USD	100.00	ONTARIO INTERNATIONAL ONTARIO CA	08/18/2017
220097	2200084256	07/13/2017	USD	40.00	ONTARIO MUNICIPAL UTILITIES CO ONTARIO CA	07/17/2017
220098	2200084222	07/13/2017	USD	5,695.00	OSTIS INC CHINO CA	07/18/2017
220099	2200084220	07/13/2017	USD	240.00	PANIHER PROTECTION ORANGE CA	07/28/2017
220100	2200084261	07/13/2017	USD	275.00	PARIS, ANGELA CHINO HILLS CA	07/25/2017

Bank		CIB		CITIZENS BUSINESS BANK		ONTARIO CA 917610000	
Bank Key		122234149					
Acct number		CHECK		231167641			
Check							
Check number from to	Payment	Pmnt date	Crcy	Amount paid (FC)	Recipient/void reason code	Enca./void	
220101	2200084259	07/13/2017	USD	96.54	PERS LONG TERM CARE PROGRAM PASADENA CA		07/19/2017
220102	2200084263	07/13/2017	USD	181.20	PIVVAROFF, JASON CHINO HILLS CA		07/26/2017
220103	2200084200	07/13/2017	USD	6,807.65	POLYDYNE INC ATLANTA GA		07/18/2017
220104	2200084246	07/13/2017	USD	95.76	PREMIUM PROMOTIONALS UPLAND CA		07/24/2017
220105	2200084265	07/13/2017	USD	300.00	ROMERO, SERGIO CHINO CA		07/24/2017
220106	2200084257	07/13/2017	USD	9,080.52	SO CALIF EDISON ROSEMEAD CA		07/18/2017
220107	2200084240	07/13/2017	USD	1,440.00	STAFFING NETWORK LLC CAROL STREAM IL		07/19/2017
220108	2200084204	07/13/2017	USD	640.00	STATE WATER RESOURCES CNTRL BRSACRAMENTO CA		07/19/2017
220109	2200084212	07/13/2017	USD	20.00	THREE VALLEYS MWD CLAREMONT CA		07/19/2017
220110	2200084223	07/13/2017	USD	35,000.00	WATER ENVIRONMENT & REUSE FOUNPHILADELPHIA PA		07/18/2017
220111	2200084266	07/13/2017	USD	300.00	YANG, WEICHEN CHINO HILLS CA		08/08/2017
220112	2200084267	07/13/2017	USD	4,817.75	APPLIED NETWORK SECURITY BYRON CA		07/18/2017
220113	2200084314	07/20/2017	USD	462.55	AERATION INDUSTRIES INT'L INC CHASKA MN		07/27/2017
220114	2200084334	07/20/2017	USD	2,030.00	AEROTEK INC ATLANTA GA		07/26/2017
220115	2200084435	07/20/2017	USD	350.00	AGUILAR, JOSHUA CHINO HILLS CA		08/02/2017
220116	2200084308	07/20/2017	USD	1,323.15	AIRGAS WEST INC PASADENA CA		07/24/2017
220117	2200084350	07/20/2017	USD	444,575.00	ALLIANT INSURANCE SERVICES INC SAN DIEGO CA		07/31/2017
220118	2200084356	07/20/2017	USD	136.22	AMERICAN PRINTING & PROMOTION SEASTVALE CA		08/08/2017
220119	2200084315	07/20/2017	USD	1,221.60	APPLEBONE EMPLOYMENT SERVICES GLENDALE CA		07/27/2017
220120	2200084429	07/20/2017	USD	348.50	ARCHER, WILLIAM CHINO HILLS CA		07/26/2017
220121	2200084367	07/20/2017	USD	2,014.81	AUTOZONE INC ATLANTA GA		07/26/2017
220122	2200084386	07/20/2017	USD	24,778.89	BANNER BANK SACRAMENTO CA		07/25/2017
220123	2200084418	07/20/2017	USD	74.06	BARKER, JOHN MICHAEL CHINO HILLS CA		07/26/2017
220124	2200084417	07/20/2017	USD	264.00	BARRER, SATURNINO CHINO HILLS CA		07/31/2017
220125	2200084462	07/20/2017	USD	350.00	BESSER, KATHRYN CHINO HILLS CA		
220126	2200084461	07/20/2017	USD	267.95	BHOJANI, SHARMEEN CHINO HILLS CA		08/21/2017
220127	2200084333	07/20/2017	USD	205.53	BOOT BARN INC IRVINE CA		07/31/2017
220128	2200084399	07/20/2017	USD	5,748.84	BURRTEC WASTE INDUSTRIES INC FONTANA CA		07/26/2017
220129	2200084377	07/20/2017	USD	12,578.69	BUSINESS CARD WILMINGTON DE		07/24/2017
220130	2200084310	07/20/2017	USD	4,777.00	CALIF DEPT OF FISH AND GAME ONTARIO CA		08/02/2017
220131	2200084373	07/20/2017	USD	3,379.46	CALIFORNIA WATER TECHNOLOGIES, PASADENA CA		07/25/2017
220132	2200084296	07/20/2017	USD	5,659.37	CALITROL INC LOS ANGELES CA		07/24/2017
220133	2200084363	07/20/2017	USD	650.00	CALVADA SURVEYING INC CORONA CA		07/25/2017
220134	2200084431	07/20/2017	USD	350.00	CAMBIASO, PIETRO CHINO HILLS CA		07/21/2017
220135	2200084412	07/20/2017	USD	147.63	CARL H TAYLOR III CRYSTAL RIVER FL		07/27/2017
220136	2200084443	07/20/2017	USD	58.85	CARTER, JOSEPH CHINO HILLS CA		08/02/2017
220137	2200084359	07/20/2017	USD	36,800.00	CHARLES KING COMPANY INC SIGNAL HILL CA		07/25/2017
220138	2200084463	07/20/2017	USD	309.24	CHAVEZ, EDWARD CHINO HILLS CA		08/14/2017
220139	2200084388	07/20/2017	USD	3,478.48	CHEMIRADE CHEMICALS US LLC DETROIT MI		07/25/2017
220140	2200084354	07/20/2017	USD	353.91	CINIPAS CORPORATION LOC#150 PHOENIX AZ		07/26/2017
220141	2200084410	07/20/2017	USD	415.00	CITY EMPLOYEES ASSOCIATES LONG BEACH CA		07/28/2017
220142	2200084393	07/20/2017	USD	3,152.65	CITY OF CHINO CHINO CA		07/24/2017
220143	2200084458	07/20/2017	USD	350.00	COLE, CHRISTOPHER CHINO HILLS CA		08/07/2017
220144	2200084325	07/20/2017	USD	300.00	COSTCO WHOLESALE MEMBERSHIP SEATTLE WA		07/31/2017

Bank		CITIZENS BUSINESS BANK		ONTARIO CA 917610000			
Bank Key		122234149					
Acct number		CHECK 231167641					
Check							
Check number from to	Payment	Pmnt date	Crcy	Amount paid (FC)	Recipient/void reason code	Enca./void	
220145	2200084342	07/20/2017	USD	4,615.21	CS-AMSCO HUNTINGTON BEACH CA		07/25/2017
220146	2200084324	07/20/2017	USD	241,571.66	CSRMA SAN FRANCISCO CA		08/03/2017
220147	2200084395	07/20/2017	USD	562.73	CUCAMONGA VALLEY WATER DISTRICT LOS ANGELES CA		07/25/2017
220148	2200084438	07/20/2017	USD	204.71	DAGAN, EDWARD CHINO HILLS CA		08/02/2017
220149	2200084364	07/20/2017	USD	86,650.00	DAVID T WARDEN INC RIVERSIDE CA		08/16/2017
220150	2200084469	07/20/2017	USD	172.00	DELGADO, ROBERTO CHINO HILLS CA		08/15/2017
220151	2200084465	07/20/2017	USD	350.00	DIAS, MICHAEL CHINO HILLS CA		08/07/2017
220152	2200084442	07/20/2017	USD	350.00	DIX, GARY CHINO HILLS CA		07/27/2017
220153	2200084380	07/20/2017	USD	2,500.00	DRH2O LLC IRVINE CA		08/01/2017
220154	2200084384	07/20/2017	USD	2,939.71	DXP ENTERPRISES INC HOUSTON TX		07/25/2017
220155	2200084330	07/20/2017	USD	2,500.80	EAGLE AERIAL IMAGING COSTA MESA CA		08/02/2017
220156	2200084441	07/20/2017	USD	350.00	EDDY, NICHOLAS CHINO HILLS CA		07/27/2017
220157	2200084366	07/20/2017	USD	955.82	ELECTRO-CHEMICAL DEVICES, INC ANAHEIM CA		07/25/2017
220158	2200084369	07/20/2017	USD	437.75	ENVIRONMENTAL SCIENCE ASSOCIATES SAN FRANCISCO CA		07/25/2017
220159	2200084382	07/20/2017	USD	59,799.30	FACILITY SOLUTIONS GROUP INC PLACENTIA CA		07/31/2017
220160	2200084298	07/20/2017	USD	269.85	FISHER SCIENTIFIC LOS ANGELES CA		07/24/2017
220161	2200084454	07/20/2017	USD	326.24	FLORES, JUAN CHINO HILLS CA		08/07/2017
220162	2200084401	07/20/2017	USD	6,837.97	FRONTIER COMMUNICATIONS CORP CINCINNATI OH		07/28/2017
220163	2200084390	07/20/2017	USD	2,321.61	GE GRID SOLUTIONS LLC ATLANTA GA		07/26/2017
220164	2200084453	07/20/2017	USD	53.15	GIBSON, CONNIE CHINO HILLS CA		07/28/2017
220165	2200084391	07/20/2017	USD	3,371.26	GLASDON INC SANDSTON VA		07/25/2017
220166	2200084311	07/20/2017	USD	4,647.98	GRAINGER PALATINE IL		07/26/2017
220167	2200084457	07/20/2017	USD	350.00	GUPTA, NEETU CHINO HILLS CA		08/07/2017
220168	2200084452	07/20/2017	USD	350.00	GUZMAN, MARIA CHINO HILLS CA		08/07/2017
220169	2200084419	07/20/2017	USD	346.00	HAMLETT, DONALD CHINO HILLS CA		08/16/2017
220170	2200084422	07/20/2017	USD	200.05	HEIN, DAVID CHINO HILLS CA		07/27/2017
220171	2200084456	07/20/2017	USD	350.00	HEREDIA, JOSE CHINO HILLS CA		07/24/2017
220172	2200084451	07/20/2017	USD	350.00	HOLGUIN, GABRIEL CHINO HILLS CA		07/31/2017
220173	2200084299	07/20/2017	USD	427.33	HOME DEPOT CREDIT SERVICES DES MOINES IA		07/28/2017
220174	2200084459	07/20/2017	USD	96.00	HULL, KURT CHINO HILLS CA		07/26/2017
220175	2200084447	07/20/2017	USD	350.00	HURST, ELIZABETH CHINO HILLS CA		
220176	2200084426	07/20/2017	USD	326.24	IM, BYUNG-ROCK CHINO HILLS CA		07/24/2017
220177	2200084406	07/20/2017	USD	66.00	INLAND EMPIRE UNITED WAY RANCHO CUCAMONGA CA		07/26/2017
220178	2200084374	07/20/2017	USD	10,000.00	ISLE INC PALO ALTO CA		07/25/2017
220179	2200084318	07/20/2017	USD	62,339.20	J F SHEA CONSTRUCTION INC WALNUT CA		07/25/2017
220180	2200084300	07/20/2017	USD	2,350.38	J R FILANC CONSTRUCTION CO. INCESCONDIDO CA		07/26/2017
220181	2200084427	07/20/2017	USD	200.00	JACKSON, PAT CHINO HILLS CA		08/07/2017
220182	2200084385	07/20/2017	USD	470,798.88	KEMP BROS CONSTRUCTION INC SANTA FE SPRINGS CA		07/26/2017
220183	2200084437	07/20/2017	USD	323.23	KING, JEFFREY L CHINO HILLS CA		
220184	2200084425	07/20/2017	USD	350.00	KLING, WANDA CHINO HILLS CA		07/31/2017
220185	2200084329	07/20/2017	USD	1,578.60	LEE & RO INC CITY OF INDUSTRY CA		07/25/2017
220186	2200084466	07/20/2017	USD	350.00	LEE, SALLY H CHINO HILLS CA		07/27/2017
220187	2200084450	07/20/2017	USD	350.00	LENING, SCOTT CHINO HILLS CA		07/24/2017
220188	2200084400	07/20/2017	USD	939.27	LEVEL 3 COMMUNICATIONS LLC DENVER CO		07/26/2017



Bank		CITIZENS BUSINESS BANK		ONTARIO CA 917610000		
Bank Key		122234149				
Acct number		CHECK 231167641				
Check						
Check number from to	Payment	Pmnt date	Crcy	Amount paid (FC)	Recipient/void reason code	Enca./void
220189	2200084446	07/20/2017	USD	350.00	MALKANI, SURESH CHINO HILLS CA	08/02/2017
220190	2200084381	07/20/2017	USD	1,525.18	MANAGED MOBILE INC PLACENTIA CA	07/25/2017
220191	2200084413	07/20/2017	USD	288.00	MARIA FRESQUEZ N LAS VEGAS NV	07/28/2017
220192	2200084414	07/20/2017	USD	217.95	MEDEIROS, SHAWN CHINO HILLS CA	07/25/2017
220193	2200084428	07/20/2017	USD	312.00	MELTON, JOSEPH CHINO HILLS CA	07/26/2017
220194	2200084470	07/20/2017	USD	282.62	MONFORE, KENNETH CHINO HILLS CA	
220195	2200084467	07/20/2017	USD	147.91	MORRIS, SHANEKA CHINO HILLS CA	07/25/2017
220196	2200084332	07/20/2017	USD	682.95	MUNICIPAL WATER DISTRICT FOUNTAIN VALLEY CA	07/25/2017
220197	2200084421	07/20/2017	USD	350.00	O'DEA, KRISTINE CHINO HILLS CA	07/27/2017
220198	2200084415	07/20/2017	USD	242.61	OAKDEN, LISA CHINO HILLS CA	07/25/2017
220199	2200084297	07/20/2017	USD	807.83	OFFICE DEPOT PHOENIX AZ	08/01/2017
220200	2200084394	07/20/2017	USD	5,554.70	ONTARIO MUNICIPAL UTILITIES COONTARIO CA	07/24/2017
220201	2200084424	07/20/2017	USD	350.00	PARIS, ANGELA CHINO HILLS CA	08/22/2017
220202	2200084411	07/20/2017	USD	430.50	PATRICK W HUNTER PHELAN CA	07/25/2017
220203	2200084455	07/20/2017	USD	350.00	PIVOVAROFF, JASON CHINO HILLS CA	07/26/2017
220204	2200084338	07/20/2017	USD	2,483.79	PONTON INDUSTRIES INC YOREA LINDA CA	07/31/2017
220205	2200084378	07/20/2017	USD	198.00	PUBLIC AGENCY SAFETY ORANGE CA	08/15/2017
220206	2200084301	07/20/2017	USD	3,980.16	RAMONA TIRE & SERVICE CENTERS HEMET CA	07/31/2017
220207	2200084464	07/20/2017	USD	29.99	REED, MICHELLE CHINO HILLS CA	08/07/2017
220208	2200084432	07/20/2017	USD	170.06	REYES, RAYMOND CHINO HILLS CA	
220209	2200084448	07/20/2017	USD	350.00	RILEY, STEPHANIE CHINO CA	08/02/2017
220210	2200084339	07/20/2017	USD	5,000.00	RIVERSIDE COUNTY FLOOD CONTROL RIVERSIDE CA	07/28/2017
220211	2200084302	07/20/2017	USD	1,100.50	RVA GROUP RANCHO CUCAMONGA CA	07/25/2017
220212	2200084319	07/20/2017	USD	4,280.00	RMS ENGINEERING & DESIGN CORONA DEL MAR CA	07/25/2017
220213	2200084371	07/20/2017	USD	10,000.00	ROBERTS CONSULTING GROUP INC RANCHO MIRAGE CA	07/25/2017
220214	2200084376	07/20/2017	USD	432.33	ROWLAND UNIFIED SCHOOL DISTRICT ROWLAND HEIGHTS CA	08/03/2017
220215	2200084303	07/20/2017	USD	6,420.87	ROYAL WHOLESALE ELECTRIC ORANGE CA	07/25/2017
220216	2200084348	07/20/2017	USD	6,064.54	RSD LAKE FOREST CA	07/26/2017
220217	2200084362	07/20/2017	USD	1,556.44	RUSSELL SIGLER INC LOS ANGELES CA	07/24/2017
220218	2200084344	07/20/2017	USD	1,090.00	SAFETY MANAGEMENT SYSTEMS IRVINE CA	08/07/2017
220219	2200084440	07/20/2017	USD	350.00	SAYAVONG, KEVIN CHINO HILLS CA	07/25/2017
220220	2200084392	07/20/2017	USD	149.00	SB TRAINING ON DEMAND COLLEGEVILLE PA	
220221	2200084445	07/20/2017	USD	350.00	SCOTT, STACEY CHINO HILLS CA	08/03/2017
220222	2200084360	07/20/2017	USD	940.00	SCREENVISION DIRECT NEW YORK NY	08/21/2017
220223	2200084353	07/20/2017	USD	74,126.40	SCW CONTRACTING CORPORATION FALLBROOK CA	07/28/2017
220224	2200084468	07/20/2017	USD	40.00	SELIO, RICHARD CHINO HILLS CA	08/04/2017
220225	2200084402	07/20/2017	USD	405.32	SHERIFF'S COURT SERVICES SAN BERNARDINO CA	08/15/2017
220226	2200084372	07/20/2017	USD	80.00	SIGNATURE SCUBA RANCHO CUCAMONGA CA	08/07/2017
220227	2200084304	07/20/2017	USD	491.63	SMART & FINAL LOS ANGELES CA	07/31/2017
220228	2200084396	07/20/2017	USD	573,126.88	SO CALIF EDISON ROSEMead CA	07/24/2017
220229	2200084397	07/20/2017	USD	175.59	SO CALIF GAS MONTEREY PARK CA	08/01/2017
220230	2200084309	07/20/2017	USD	858.08	SPARKLING INSTRUMENTS LLC PHOENIX AZ	07/25/2017
220231	2200084434	07/20/2017	USD	347.99	SPRAGUE, TRAVIS CHINO HILLS CA	07/31/2017
220232	2200084370	07/20/2017	USD	1,545.00	STAFFING NETWORK LLC CAROL STREAM IL	07/25/2017

Bank		CBB	CITIZENS BUSINESS BANK		ONTARIO CA 917610000	
Bank Key		122234149				
Acct number		CHECK	231167641			
Check						
Check number from to	Payment	Pmnt date	Crcy	Amount paid (FC)	Recipient/void reason code	Enca./void
220233	2200084346	07/20/2017	USD	94,373.44	STANTEC CONSULTING INC CHICAGO IL	07/24/2017
220234	2200084357	07/20/2017	USD	18,636.07	SUN WIRELESS SAN DIEGO CA	07/27/2017
220235	2200084313	07/20/2017	USD	1,952.80	SUNRISE COLLISION CENTER FONTANA CA	07/31/2017
220236	2200084420	07/20/2017	USD	107.73	SWEZEY, TOM CHINO HILLS CA	08/16/2017
220237	2200084343	07/20/2017	USD	72,351.02	SWRCB ACCOUNTING OFFICE SACRAMENTO CA	07/26/2017
220238	2200084449	07/20/2017	USD	350.00	TAM, KEN CHINO HILLS CA	
220239	2200084439	07/20/2017	USD	350.00	TANG, KEVIN CHINO CA	
220240	2200084317	07/20/2017	USD	413.46	TELEDYNE INSTRUMENTS INC CHICAGO IL	07/25/2017
220241	2200084323	07/20/2017	USD	518.33	TELEDYNE INSTRUMENTS INC CHICAGO IL	07/25/2017
220242	2200084312	07/20/2017	USD	16,921.37	TEIFA TECH INC DENVER CO	07/25/2017
220243	2200084347	07/20/2017	USD	8,146.00	THE AUSTIN COMPANY CLEVELAND OH	07/25/2017
220244	2200084379	07/20/2017	USD	40.00	THE SHREDDERS LOS ANGELES CA	07/28/2017
220245	2200084389	07/20/2017	USD	429.00	THOMPSON INFORMATION SERVICES BETHESDA MD	08/04/2017
220246	2200084327	07/20/2017	USD	8,205.45	TOM DODSON & ASSOCIATES SAN BERNARDINO CA	07/25/2017
220247	2200084460	07/20/2017	USD	350.00	TRAN, TIFFANY CHINO HILLS CA	
220248	2200084320	07/20/2017	USD	450.00	TRI STATE ENVIRONMENTAL SAN BERNARDINO CA	07/31/2017
220249	2200084375	07/20/2017	USD	1,853.90	TRIFEPI SMITH AND ASSOCIATES, IRVINE CA	07/27/2017
220250	2200084331	07/20/2017	USD	441.00	U S HEALTHWORKS MEDICAL GROUP LOS ANGELES CA	07/24/2017
220251	2200084326	07/20/2017	USD	2,632.77	U S HOSE INC ONTARIO CA	07/25/2017
220252	2200084321	07/20/2017	USD	1,197.02	ULTRA SCIENTIFIC NORTH KINGSTOWN RI	07/27/2017
220253	2200084341	07/20/2017	USD	497.76	URIMAGE BLOOMINGTON CA	07/31/2017
220254	2200084361	07/20/2017	USD	8,636.97	US BANK VOYAGER FLEET SYSTEMS KANSAS CITY MO	07/25/2017
220255	2200084408	07/20/2017	USD	243.33	US DEPARTMENT OF EDUCATION ATLANTA GA	07/27/2017
220256	2200084423	07/20/2017	USD	200.00	VALENCIA, CHRISTINA CHINO HILLS CA	07/28/2017
220257	2200084436	07/20/2017	USD	350.00	VALENZUELA, ANDREW CHINO HILLS CA	07/25/2017
220258	2200084383	07/20/2017	USD	24,514.00	VARI TECH SYSTEMS INC BATON ROUGE LA	07/25/2017
220259	2200084444	07/20/2017	USD	350.00	VASQUEZ, RUBEN CHINO HILLS CA	08/23/2017
220260	2200084352	07/20/2017	USD	13,555.92	VAUGHAN'S INDUSTRIAL REPAIR COPARAMOUNT CA	07/26/2017
220261	2200084398	07/20/2017	USD	453.52	VERIZON BUSINESS ALBANY NY	07/25/2017
220262	2200084328	07/20/2017	USD	9,165.24	VERIZON WIRELESS DALLAS TX	07/26/2017
220263	2200084387	07/20/2017	USD	43,505.37	VIRAMONTES EXPRESS INC CORONA CA	08/02/2017
220264	2200084305	07/20/2017	USD	317.89	VWR INTERNATIONAL LLC PITTSBURGH PA	07/25/2017
220265	2200084336	07/20/2017	USD	409,853.14	W A RASTIC CONSTRUCTION CO INC LONG BEACH CA	07/25/2017
220266	2200084368	07/20/2017	USD	5,150.00	WASTEWATER TECH TRAINERS MARSHFIELD VT	07/31/2017
220267	2200084306	07/20/2017	USD	3,409.14	WAXIE SANITARY SUPPLY LOS ANGELES CA	07/27/2017
220268	2200084307	07/20/2017	USD	91,803.99	WEST VALLEY MOSQUITO AND ONTARIO CA	07/24/2017
220269	2200084316	07/20/2017	USD	95.00	WESTERN ANALYTICAL LABORATORIECHINO CA	07/24/2017
220270	2200084358	07/20/2017	USD	4,844.00	WESTIN ENGINEERING INC RANCHO CORDOVA CA	07/25/2017
220271	2200084416	07/20/2017	USD	350.00	WOODRUFF, APRIL CHINO HILLS CA	08/11/2017
220272	2200084340	07/20/2017	USD	821.85	WORLDWIDE EXPRESS ALBANY NY	07/26/2017
220273	2200084365	07/20/2017	USD	5,977.55	XYLEM WATER SOLUTIONS USA INC CHICAGO IL	07/28/2017
220274	2200084349	07/20/2017	USD	2,723.75	ZASIO ENTERPRISES INC EAGLE ID	07/27/2017
220275	2200084430	07/20/2017	USD	257.52	ZAVALA, ADOLFO CHINO HILLS CA	07/31/2017
220276	2200084433	07/20/2017	USD	350.00	ZIEGENBEIN, JEFF CHINO HILLS CA	08/02/2017

Bank		CITIZENS BUSINESS BANK		ONTARIO CA 917610000		
Bank Key		122234149				
Acct number		CHECK 231167641				
Check						
Check number from to	Payment	Pmnt date	Crcy	Amount paid (FC)	Recipient/void reason code	Enca./void
220277	2200084345	07/20/2017	USD	8,561.37	ZONES CORPORATE SOLUTIONS SEATTLE WA	07/25/2017
220278	2200084483	07/20/2017	USD	339.73	BOOT BARN INC IRVINE CA	07/31/2017
220279	2200084485	07/20/2017	USD	498.00	CATALAN, MARIA CHINO HILLS CA	08/10/2017
220280	2200084479	07/20/2017	USD	303.13	HOME DEPOT CREDIT SERVICES DES MOINES IA	07/31/2017
220281	2200084484	07/20/2017	USD	161.92	INFOSEND INC ANAHEIM CA	07/27/2017
220282	2200084481	07/20/2017	USD	2,699.14	KONICA MINOLTA BUSINESS SOLUTIONS PASADENA CA	07/27/2017
220283	2200084488	07/20/2017	USD	326.24	MARKOWSKI, EDWARD CHINO HILLS CA	07/25/2017
220284	2200084486	07/20/2017	USD	2,326.43	NLETO, ANDREW CHINO HILLS CA	07/27/2017
220285	2200084480	07/20/2017	USD	547.54	PATTON SALES CORP ONTARIO CA	08/03/2017
220286	2200084487	07/20/2017	USD	350.00	SMITH, JASON D CHINO HILLS CA	07/31/2017
220287	2200084482	07/20/2017	USD	5,181.42	U S BANK ST PAUL MN	07/31/2017
220288	2200084552	07/27/2017	USD	445.00	ADVANCED CHEMICAL TECHNOLOGY IRANCHO CUCAMONGA CA	08/02/2017
220289	2200084540	07/27/2017	USD	1,624.00	AEROTEK INC ATLANTA GA	08/03/2017
220290	2200084520	07/27/2017	USD	326.48	AIRGAS WEST INC PASADENA CA	07/31/2017
220291	2200084554	07/27/2017	USD	4,273.72	ALLIED UNIVERSAL SECURITY SERV PASADENA CA	07/31/2017
220292	2200084566	07/27/2017	USD	1,275.00	ALS ENVIRONMENTAL DALLAS TX	08/02/2017
220293	2200084526	07/27/2017	USD	2,604.72	ANLXTER INC DALLAS TX	08/02/2017
220294	2200084585	07/27/2017	USD	2,118.19	ARAMBULA, BLANCA CHINO HILLS CA	08/21/2017
220295	2200084590	07/27/2017	USD	47.14	BELTRAN, MIA CHINO HILLS CA	08/15/2017
220296	2200084538	07/27/2017	USD	170.07	BOOT BARN INC IRVINE CA	08/04/2017
220297	2200084532	07/27/2017	USD	1,207.34	BRAGG CRANE SERVICE LONG BEACH CA	08/01/2017
220298	2200084560	07/27/2017	USD	2,065.00	BRIGHTVIEW LANDSCAPE SERVICES LOS ANGELES CA	07/31/2017
220299	2200084527	07/27/2017	USD	180.00	CALIF WATER ENVIRONMENT ASSOC OAKLAND CA	08/10/2017
220300	2200084564	07/27/2017	USD	225.00	CALIFORNIA ASSOCIATION OF PUBLCHICO CA	08/07/2017
220301	2200084562	07/27/2017	USD	1,125.00	CAMET RESEARCH, INC. GOLETA CA	08/23/2017
220302	2200084584	07/27/2017	USD	2,520.38	CAMPOS, JESSE CHINO HILLS CA	08/01/2017
220303	2200084541	07/27/2017	USD	5,778.00	CASC ENGINEERING AND CONSULTING COLTON CA	08/01/2017
220304	2200084513	07/27/2017	USD	2,029.14	CHARLES P CROWLEY CO IRVINDALE CA	08/09/2017
220305	2200084528	07/27/2017	USD	225.00	CHINO BASIN WATER CONSERVATION MONTCLAIR CA	08/10/2017
220306	2200084547	07/27/2017	USD	8,602.51	CINTAS CORPORATION LOC#150 PHOENIX AZ	08/04/2017
220307	2200084558	07/27/2017	USD	9,400.00	CIVIC PUBLICATIONS INC LA VERNE CA	08/14/2017
220308	2200084578	07/27/2017	USD	347.26	COLONIAL LIFE & ACCIDENT INSURANCE COLUMBIA SC	08/01/2017
220309	2200084587	07/27/2017	USD	2,176.00	CONCERNINO, FRANCIS CHINO HILLS CA	08/01/2017
220310	2200084522	07/27/2017	USD	722.66	CUCAMONGA VALLEY WATER DISTRICT RANCHO CUCAMONGA CA	08/08/2017
220311	2200084555	07/27/2017	USD	653.56	DAVID WHEELER'S PEST CONTROL, NORCO CA	08/09/2017
220312	2200084525	07/27/2017	USD	2,275.50	DELL MARKETING L P PASADENA CA	08/01/2017
220313	2200084557	07/27/2017	USD	664.79	DOWNS ENERGY CORONA CA	08/01/2017
220314	2200084581	07/27/2017	USD	12.04	ECHAVARRIA, CAROLYN CHINO HILLS CA	08/01/2017
220315	2200084559	07/27/2017	USD	10,450.00	EPI-USE AMERICA INC ATLANTA GA	08/09/2017
220316	2200084582	07/27/2017	USD	350.00	FAN, BONITA CHINO HILLS CA	08/21/2017
220317	2200084580	07/27/2017	USD	2,316.15	FIDELITY SECURITY LIFE INSURANCE CINCINNATI OH	08/02/2017
220318	2200084515	07/27/2017	USD	2,521.01	FISHER SCIENTIFIC LOS ANGELES CA	07/31/2017
220319	2200084523	07/27/2017	USD	681.00	FONTANA HERALD NEWS FONTANA CA	08/03/2017
220320	2200084576	07/27/2017	USD	3,295.49	FOUNDATION HA ENERGY GENERATION SAN FRANCISCO CA	08/03/2017

Bank	CBB	CITIZENS BUSINESS BANK	ONTARIO CA	917610000
Bank Key	122234149			
Acct number	CHECK	231167641		

Check						
Check number from to	Payment	Pmnt date	Crcy	Amount paid (FC)	Recipient/void reason code	Enca./void
220321	2200084589	07/27/2017	USD	1,105.24	GALLAGHER, MICHAEL CHINO HILLS CA	07/28/2017
220322	2200084524	07/27/2017	USD	330.11	GATOR AUTO GLASS ONTARIO CA	08/10/2017
220323	2200084572	07/27/2017	USD	24,472.00	HOLZBERG COMMUNICATIONS, INC. TOTOWA NJ	08/02/2017
220324	2200084516	07/27/2017	USD	710.07	HOME DEPOT CREDIT SERVICES DES MOINES IA	08/04/2017
220325	2200084546	07/27/2017	USD	1,095.04	INTEGRATED DESIGN SERVICES INCIRVINE CA	08/01/2017
220326	2200084545	07/27/2017	USD	1,987.00	JAENICHEN, CLAUDINE STEPHANIE ORANGE CA	08/01/2017
220327	2200084529	07/27/2017	USD	290.93	KONICA MINOLTA PASADENA CA	08/01/2017
220328	2200084544	07/27/2017	USD	2,826.25	KVAC ENVIRONMENTAL SERVICES INRANCHO CUCAMONGA CA	08/02/2017
220329	2200084586	07/27/2017	USD	94.60	MENDEZ, JOSE CHINO HILLS CA	08/10/2017
220330	2200084533	07/27/2017	USD	402.97	MIDPOINT BEARING ONTARIO CA	07/31/2017
220331	2200084556	07/27/2017	USD	4,180.70	MULTY INDUSTRIES PRECISION MACONTARIO CA	08/02/2017
220332	2200084514	07/27/2017	USD	290.18	OFFICE DEPOT PHOENIX AZ	08/07/2017
220333	2200084539	07/27/2017	USD	804.00	OLSON HAGEL & FISHBURN LLP SACRAMENTO CA	08/01/2017
220334	2200084573	07/27/2017	USD	49.64	ONTARIO MUNICIPAL UTILITIES COONTARIO CA	08/01/2017
220335	2200084579	07/27/2017	USD	96.54	PERS LONG TERM CARE PROGRAM PASADENA CA	08/02/2017
220336	2200084521	07/27/2017	USD	990.04	PETTY CASH EXPENDITURES CHINO CA	08/01/2017
220337	2200084561	07/27/2017	USD	13,940.00	POWER ENGINEERING SERVICES INCBRECA CA	08/03/2017
220338	2200084549	07/27/2017	USD	1,566.50	POWERFLO PRODUCTS INC CYPRESS CA	08/03/2017
220339	2200084568	07/27/2017	USD	16,235.05	PRIORITY BUILDING SERVICES LLCBRECA CA	08/01/2017
220340	2200084543	07/27/2017	USD	121,330.40	RMC WATER AND ENVIRONMENT WALNUT CREEK CA	08/02/2017
220341	2200084517	07/27/2017	USD	12,909.97	ROYAL WHOLESALE ELECTRIC ORANGE CA	08/01/2017
220342	2200084553	07/27/2017	USD	898.21	RUSSELL STIGLER INC LOS ANGELES CA	07/31/2017
220343	2200084536	07/27/2017	USD	25,185.23	SAN BERNARDINO COUNTY SAN BERNARDINO CA	08/04/2017
220344	2200084518	07/27/2017	USD	40.76	SMART & FINAL LOS ANGELES CA	08/03/2017
220345	2200084574	07/27/2017	USD	11,784.57	SO CALIF EDISON ROSEMEAD CA	08/01/2017
220346	2200084575	07/27/2017	USD	133.05	SO CALIF GAS MONTEREY PARK CA	08/11/2017
220347	2200084531	07/27/2017	USD	12,102.00	STATE WATER RESOURCES CNIRL BRSACRAMENTO CA	08/09/2017
220348	2200084570	07/27/2017	USD	367.17	STORETRIEVE LLC MONTEBELLO CA	08/01/2017
220349	2200084588	07/27/2017	USD	42.10	TE, GARY CHINO HILLS CA	08/18/2017
220350	2200084534	07/27/2017	USD	1,400.27	TELEDYNE INSTRUMENTS INC CHICAGO IL	08/02/2017
220351	2200084565	07/27/2017	USD	40.00	THE SHREDDERS LOS ANGELES CA	08/09/2017
220352	2200084551	07/27/2017	USD	4,048.10	THOMAS HARDER & CO INC ANAHEIM CA	08/07/2017
220353	2200084550	07/27/2017	USD	1,500.00	TOTALFUNDS BY HASLER TAMPA FL	08/04/2017
220354	2200084530	07/27/2017	USD	150.00	TRI STATE ENVIRONMENTAL SAN BERNARDINO CA	08/03/2017
220355	2200084548	07/27/2017	USD	18,714.43	U S BANK ST LOUIS MO	08/07/2017
220356	2200084537	07/27/2017	USD	234.00	U S HEALTHWORKS MEDICAL GROUP LOS ANGELES CA	08/01/2017
220357	2200084542	07/27/2017	USD	26.94	URIMAGE BLOOMINGTON CA	08/07/2017
220358	2200084563	07/27/2017	USD	1,116.50	V3IT CONSULTING INC NAPERVILLE IL	08/02/2017
220359	2200084567	07/27/2017	USD	657.70	VANTAGE TECHNOLOGY CONSULTING EL SEGUNDO CA	08/04/2017
220360	2200084571	07/27/2017	USD	9,080.55	VECTOR USA TORRANCE CA	08/01/2017
220361	2200084583	07/27/2017	USD	89.63	VELARDE, TERESA CHINO HILLS CA	08/09/2017
220362	2200084535	07/27/2017	USD	225.55	VERIZON WIRELESS DALLAS TX	08/03/2017
220363	2200084569	07/27/2017	USD	5,189.56	VIRAMONIES EXPRESS INC CORONA CA	08/03/2017
220364	2200084519	07/27/2017	USD	4,588.00	WEST VALLEY MOSQUITO AND ONTARIO CA	08/01/2017

Inland Empire Util. Agency  
 Chino, CA  
 Company code 1000

Check Register  
 July 2017 Disbursements

08/24/2017 / 16:03:44  
 User: CCAMPBEL  
 Page: 10

Bank	CBB	CITIZENS BUSINESS BANK		ONTARIO CA 917610000		
Bank Key	122234149					
Acct number	CHECK	231167641				
Check						
Check number from to	Payment	Pmnt date	Crcy	Amount paid (FC)	Recipient/void reason code	Enca./void
220365	2200084577	07/27/2017	USD	2,609.80	WESTERN DENTAL PLAN ORANGE CA	08/11/2017
220366	2200084701	07/28/2017	USD	172.48	BREIG, ANNA VICTORVILLE CA	08/08/2017
220367	2200084704	07/28/2017	USD	472.96	HOBBS, DIANA APPLE VALLEY CA	08/08/2017
220368	2200084702	07/28/2017	USD	472.96	HORNE, WILLIAM YUCCA VALLEY CA	08/01/2017
220369	2200084703	07/28/2017	USD	746.37	MILLER, ELMER L BLUE JAY CA	08/08/2017
* Payment method Check			USD	4,472,462.99		

Total of all entries

Check Register  
July 2017 Disbursements

08/24/2017 / 16:03:44

User: CCAMPBEL

Page: 11

Check number from to	Payment	Pmnt date	Crcy	Amount paid (FC)	Recipient/void reason code	Enca./void
**			USD	4,472,462.99		

## Attachment 2

# Workers' Comp Checks

Inland Empire Util. Agency  
 Chino, CA  
 Company code 1000

Check Register  
 July 2017 Workers Comp Disbursements

08/24/2017 / 16:07:12  
 User: CCAMPBEL  
 Page: 1

Bank	CBB	CITIZENS BUSINESS BANK		ONTARIO CA 917610000			
Bank Key	122234149						
Acct number	WCMP	231159290					
Checks created manually							
Check number from to	Payment	Pmnt date	Crcy	Amount paid (FC)	Recipient/void reason code		Enca./void
04804	2200084493	07/12/2017	USD	12.20	YORK RISK SERVICES GROUP INC RANCHO CUCAMONGA CA		07/24/2017
04805	2200084494	07/12/2017	USD	57.02	YORK RISK SERVICES GROUP INC RANCHO CUCAMONGA CA		07/19/2017
04806	2200084495	07/19/2017	USD	5,220.00	YORK RISK SERVICES GROUP INC RANCHO CUCAMONGA CA		07/25/2017
04807	2200084496	07/19/2017	USD	1,700.80	YORK RISK SERVICES GROUP INC RANCHO CUCAMONGA CA		07/24/2017
04808	2200084497	07/19/2017	USD	746.00	YORK RISK SERVICES GROUP INC RANCHO CUCAMONGA CA		07/24/2017
04809	2200084797	07/26/2017	USD	47.73	YORK RISK SERVICES GROUP INC RANCHO CUCAMONGA CA		07/31/2017
04810	2200084798	07/26/2017	USD	13.81	YORK RISK SERVICES GROUP INC RANCHO CUCAMONGA CA		
* Payment method Checks created manually			USD	7,797.56			



Total of all entries

Check Register  
July 2017 Workers Comp Disbursements

08/24/2017 / 16:07:12  
User: CCAMPBEL  
Page: 2

Check number from to	Payment	Print date	Crcy	Amount paid (FC)	Recipient/void reason code	Enca./void
**			USD	7,797.56		

# Attachment 3

## Vendor ACHs

Check	Payee / Description		Amount
ACH	ICMA RETIREMENT TRUST 457 P/R 14 7/7/17 Deferred Comp Ded	HR 0056500	15,693.23
	ICMA RETIREMENT TRUST 457	\$	15,693.23
ACH	LINCOLN NATIONAL LIFE INS CO P/R 14 7/7/17 Deferred Comp Ded P/R 14 7/7/17 Adjustment	HR 0056500 P/R 14 7/7 AD	22,429.88 50.00
	LINCOLN NATIONAL LIFE INS CO	\$	22,479.88
ACH	ICMA RETIREMENT TRUST 401 P/R 14 7/7/17 Exec Deferred Comp	HR 0056500	8,567.17
	ICMA RETIREMENT TRUST 401	\$	8,567.17
ACH	AQUA BEN CORPORATION DAFT-4,600 Lbs Polymer 748E RP1-16,100 Lbs Polymer 750A	35949 35950	4,064.33 21,608.36
	AQUA BEN CORPORATION	\$	25,672.69
ACH	SANTA ANA WATERSHED Install #20-1.5 MGD SARI Loan 17/18	19058	267,187.50
	SANTA ANA WATERSHED	\$	267,187.50
ACH	MCMASTER-CARR SUPPLY CO PVC Inline Pipe Mixer 4 Stackable Bin Shelving 100' Flexible Conduit 4 Spray Nozzles 2 Spray Nozzles Wood Splitting Wedge Cobalt Steel Screw Countersink	37089673 34937915 35092320 36112161 36253142 35770224 37058699	184.61 818.31 172.38 255.55 160.08 41.36 176.98
	MCMASTER-CARR SUPPLY CO	\$	1,809.27
ACH	BENTLY NEVADA LLC Replace Vibration System	1010318315	4,628.00
	BENTLY NEVADA LLC	\$	4,628.00
ACH	OLIN CORP RP5-4,958 Gals Sodium Hypochlorite TP1-4,964 Gals Sodium Hypochlorite CCWRP-2,986 Gals Sodium Hypochlorite TP1-4,986 Gals Sodium Hypochlorite TP1-4,912 Gals Sodium Hypochlorite RP4-2,992 Gals Sodium Hypochlorite RP5-4,892 Gals Sodium Hypochlorite CCWRP-4,032 Gals Sodium Hypochlorite TP1-4,886 Gals Sodium Hypochlorite TP1-4,694 Gals Sodium Hypochlorite RP4-2,598 Gals Sodium Hypochlorite	2347395 2346750 2346749 2349149 2348996 2348699 2348698 2348697 2348696 2348089 2346751	2,826.06 2,829.48 1,702.02 2,842.02 2,799.84 1,705.44 2,788.44 2,298.24 2,785.02 2,675.58 1,480.86
	OLIN CORP	\$	26,733.00

Check	Payee / Description	Amount
ACH	AMAZON BUSINESS	
	Wireless Mobile Mouse 03DQ-2501-RTX	43.10
	Six Minute Solution Mechanical PE Exam P 03HS-H5YF-KRK	62.48
	Hasler Red Ink Cartridge OPMD-YT40-8LK	54.95
	Oversized Canvas Duffle Bag OJSY-1KNF-2H4	36.37
	Return 3 Telephone Headsets 0P5C-6YV3-BH9	47.97
	3 Telephone Headsets 0H0X-NS32-3L5	47.97
	AMAZON BUSINESS \$	196.90
ACH	IEUA EMPLOYEES' ASSOCIATION	
	P/R 14 7/7/17 Employee Ded HR 0056500	186.00
	IEUA EMPLOYEES' ASSOCIATION \$	186.00
ACH	IEUA SUPERVISORS UNION ASSOCIA	
	P/R 14 7/7/17 Employee Ded HR 0056500	270.00
	IEUA SUPERVISORS UNION ASSOCIA\$	270.00
ACH	IEUA GENERAL EMPLOYEES ASSOCIA	
	P/R 14 7/7/17 Adjustment P/R 14 7/7 AD	12.50
	IEUA GENERAL EMPLOYEES ASSOCIA\$	12.50
ACH	IEUA GENERAL EMPLOYEES ASSOCIA	
	P/R 14 7/7/17 Employee Ded HR 0056500	1,137.85
	IEUA GENERAL EMPLOYEES ASSOCIA\$	1,137.85
ACH	IEUA PROFESSIONAL EMPLOYEES AS	
	P/R 14 7/7/17 Employee Ded HR 0056500	630.00
	IEUA PROFESSIONAL EMPLOYEES ASS\$	630.00
ACH	DISCOVERY BENEFITS INC	
	P/R 14 7/7/17 Cafeteria Plan HR 0056500	3,178.93
	DISCOVERY BENEFITS INC \$	3,178.93
ACH	AQUA BEN CORPORATION	
	RP2-23,800 Lbs Polymer 748E 35969	20,321.65
	DAFT-4,600 Lbs Polymer 748E 35966	4,064.33
	RP1-18,400 Lbs Polymer 750A 35967	24,695.27
	AQUA BEN CORPORATION \$	49,081.25
ACH	HASCO OIL COMPANY, INC.	
	RP5-Mobil SHC 630 0211494-IN	4,052.63
	HASCO OIL COMPANY, INC. \$	4,052.63
ACH	SANTA ANA WATERSHED	
	May 2017 Service 9069	142,352.31
	May 2017 Truck Discharge 9063	3,069.55
	SANTA ANA WATERSHED \$	145,421.86
ACH	UNIVAR USA INC	

Check	Payee / Description	Amount
	RP5-12,822 Lbs Sodium Bisulfite LA550766	2,768.65
	UNIVAR USA INC \$	2,768.65
ACH	SCHNEIDER ELECTRIC SYSTEMS INC	
	ph Sensors 93591439	1,730.53
	Magentic Flow Transmitter 93591440	1,985.50
	SCHNEIDER ELECTRIC SYSTEMS INC\$	3,716.03
ACH	OLIN CORP	
	TP1-4,970 Gals Sodium Hypochlorite 2354026	2,832.90
	TP1-4,948 Gals Sodium Hypochlorite 2350359	2,820.36
	CCWRP-4,912 Gals Sodium Hypochlorite 2350360	2,799.84
	RP4-3,484 Gals Sodium Hypochlorite 2350361	1,985.88
	RP5-4,946 Gals Sodium Hypochlorite 2351017	2,819.22
	TP1-4,892 Gals Sodium Hypochlorite 2351591	2,788.44
	TP1-4,988 Gals Sodium Hypochlorite 2352218	2,843.16
	CCWRP-4,880 Gals Sodium Hypochlorite 2352219	2,781.60
	RP4-3,492 Gals Sodium Hypochlorite 2352220	1,990.44
	TP1-4,966 Gals Sodium Hypochlorite 2352578	2,830.62
	TP1-4,894 Gals Sodium Hypochlorite 2353302	2,789.58
	OLIN CORP \$	29,282.04
ACH	GK & ASSOCIATES INC	
	46-2054-5/17 Prof Svcs 17-037	22,936.00
	46-2054-5/17 Prof Svcs 17-034	21,472.00
	GK & ASSOCIATES INC \$	44,408.00
ACH	DAVE'S PLUMBING	
	2 Water Softener Removal 6/2017 5153	490.00
	DAVE'S PLUMBING \$	490.00
ACH	KAMBRIAN CORPORATION	
	ISS-Microsoft Visio for Office365 Subscr 14951	585.10
	KAMBRIAN CORPORATION \$	585.10
ACH	OMNIEARTH INC	
	1/17-1/18 Water Management Subscription 2707	8,000.00
	1/17-1/18 Water Management Subscription 2709	22,199.00
	OMNIEARTH INC \$	30,199.00
ACH	US BANK - PAYMENT PLUS	
	100319 MISSION REPROGRAPHICS 2200083249	1,935.62
	100150 HARRINGTON INDUSTRIAL PLASTICS LL 2200083248	3,119.94
	100150 HARRINGTON INDUSTRIAL PLASTICS LL 2200083393	688.86
	101945 FLORENCE FILTER CORP 2200083394	552.52
	100150 HARRINGTON INDUSTRIAL PLASTICS LL 2200083549	142.69
	100163 J G TUCKER & SON INC 2200083550	136.04
	101706 CALOLYMPIC SAFETY 2200083551	126.06
	101945 FLORENCE FILTER CORP 2200083277	170.62
	100150 HARRINGTON INDUSTRIAL PLASTICS LL 2200083810	2,810.83
	101706 CALOLYMPIC SAFETY 2200083811	215.88
	100319 MISSION REPROGRAPHICS 2200083276	9.70

Check	Payee / Description		Amount
	100150 HARRINGTON INDUSTRIAL PLASTICS LL	2200083275	1,277.69
	101706 CALOLYMPIC SAFETY	2200083250	334.62
			- - - - -
	US BANK - PAYMENT PLUS	\$	11,521.07
ACH	AMAZON BUSINESS		
	1 Box White Ledger Sheets	OJSY-1KNF-YXJ	45.58
	2 - 2.5 Gallon Glass Barrel Jars	OJN5-QP80-Q7N	56.66
	Compact Light Meter	OVNV-F4Q3-HSD	87.27
			- - - - -
	AMAZON BUSINESS	\$	189.51
ACH	SOLAR STAR CALIFORNIA V LLC		
	RP1-5/1-5/31 2450 Phila St	M0616-1260286	4,069.91
	RP1-5/1-5/31 2450 Phila St	M0615-1260285	17,012.18
	CCWRP/TP/RWPS-5/1-5/31 14950 Telephone A	M0613-1260283	13,392.11
			- - - - -
	SOLAR STAR CALIFORNIA V LLC	\$	34,474.20
ACH	IEUA EMPLOYEES' ASSOCIATION		
		HR 0056900	12.00
			- - - - -
	IEUA EMPLOYEES' ASSOCIATION	\$	12.00
ACH	AQUA BEN CORPORATION		
	DAFT-4,600 Lbs Polymer 748E	35993	4,064.33
			- - - - -
	AQUA BEN CORPORATION	\$	4,064.33
ACH	MCMaster-CARR SUPPLY CO		
	Adjustable Flow Pump	37452177	502.17
			- - - - -
	MCMaster-CARR SUPPLY CO	\$	502.17
ACH	ALFA LAVAL INC		
	6 Filter Elements	277033888	1,275.10
			- - - - -
	ALFA LAVAL INC	\$	1,275.10
ACH	SCHNEIDER ELECTRIC SYSTEMS INC		
	Cell Transmitter	93595082	1,842.43
			- - - - -
	SCHNEIDER ELECTRIC SYSTEMS INC	\$	1,842.43
ACH	PEST OPTIONS INC		
	June 2017 Weed Abatement Services	279135	2,911.12
			- - - - -
	PEST OPTIONS INC	\$	2,911.12
ACH	OLIN CORP		
	CCWRP-3,010 Gals Sodium Hypochlorite	2354027	1,715.70
	RP4-2,998 Gals Sodium Hypochlorite	2354028	1,708.86
	RP5-4,952 Gals Sodium Hypochlorite	2354763	2,822.64
	RP4-4,780 Gals Sodium Hypochlorite	2354764	2,724.60
	TP1-4,990 Gals Sodium Hypochlorite	2354765	2,844.30
	TP1-4,940 Gals Sodium Hypochlorite	2355392	2,815.80
	TP1-4,914 Gals Sodium Hypochlorite	2356080	2,800.98
	CCWRP-4,950 Gals Sodium Hypochlorite	2356081	2,821.50
	TP1-4,978 Gals Sodium Hypochlorite	2356395	2,837.46

Check	Payee / Description	Amount
	RP4-1,952 Gals Sodium Hypochlorite 2356576	1,112.64
	TP1-4,952 Gals Sodium Hypochlorite 2357117	2,822.64
	OLIN CORP \$	27,027.12
ACH	IEUA EMPLOYEES' ASSOCIATION P/R 15 7/21/17 Employee Ded HR 0058300	186.00
	IEUA EMPLOYEES' ASSOCIATION \$	186.00
ACH	IEUA SUPERVISORS UNION ASSOCIA P/R 15 7/21/17 Employee Ded HR 0058300	315.00
	IEUA SUPERVISORS UNION ASSOCIA\$	315.00
ACH	IEUA GENERAL EMPLOYEES ASSOCIA P/R 15 7/21/17 Employee Ded HR 0058300	1,137.85
	IEUA GENERAL EMPLOYEES ASSOCIA\$	1,137.85
ACH	IEUA PROFESSIONAL EMPLOYEES AS P/R 15 7/21/17 Employee Ded HR 0058300	510.00
	IEUA PROFESSIONAL EMPLOYEES AS\$	510.00
ACH	DISCOVERY BENEFITS INC P/R 15 7/21/17 Cafeteria Plan HR 0058300	3,072.68
	DISCOVERY BENEFITS INC \$	3,072.68
ACH	ICMA RETIREMENT TRUST 457 P/R 15 7/21/17 Deferred Comp Ded HR 0058300	15,988.27
	ICMA RETIREMENT TRUST 457 \$	15,988.27
ACH	LINCOLN NATIONAL LIFE INS CO P/R 15 7/21/17 Adj Deferred Comp P/R 5 7/21 AD 1,010.00 P/R 15 7/21/17 Deferred Comp Ded HR 0058300 21,655.04	
	LINCOLN NATIONAL LIFE INS CO \$	22,665.04
ACH	ICMA RETIREMENT TRUST 401 P/R 15 7/21/17 Exec Deferred Comp HR 0058300	8,683.55
	ICMA RETIREMENT TRUST 401 \$	8,683.55
ACH	AQUA BEN CORPORATION DAFT-4,600 Lbs Polymer 748E 36021	4,064.33
	AQUA BEN CORPORATION \$	4,064.33
ACH	NAPA GENUINE PARTS COMPANY Purple Power Cleaner, Connector Kits 3973-850484	258.41
	NAPA GENUINE PARTS COMPANY \$	258.41
ACH	LA OPINION PI-Water Conservation Ads-6/12-6/25 107290617	1,650.00

Check	Payee / Description	Amount
	LA OPINION	\$ 1,650.00
ACH	OLIN CORP	
	TP1-4,962 Gals Sodium Hypochlorite 2357835	2,828.34
	TP1-4,938 Gals Sodium Hypochlorite 2359196	2,814.66
	TP1-4,996 Gals Sodium Hypochlorite 2359197	2,847.72
	CCWRP-4,894 Gals Sodium Hypochlorite 2359863	2,789.58
	RP5-4,854 Gals Sodium Hypochlorite 2359864	2,766.78
	RP4-2,030 Gals Sodium Hypochlorite 2358499	1,157.10
	RP5-4,946 Gals Sodium Hypochlorite 2358498	2,819.22
	RP4-1,988 Gals Sodium Hypochlorite 2357837	1,133.16
	CCWRP-4,946 Gals Sodium Hypochlorite 2357836	2,819.22
	OLIN CORP	\$ 21,975.78
ACH	OMNIEARTH INC	
	1/17-1/18 Water Management Subscription 2712	31,676.00
	OMNIEARTH INC	\$ 31,676.00
ACH	AMAZON BUSINESS	
	4 Ethernet Patch Cables 05YB-RVJ8-3S6	137.88
	Ergotron WorkFit-S Dual with Worksurface 02XJ-MQTY-9WK	549.53
	3 Gallon Glass Carboy 0JSY-1KNF-KON	30.04
	3 Gallon Glass Carboy 0VPK-9L4J-JT9	30.04
	Ergotron WorkFit-S Dual with Worksurface 0SNG-3KL5-HPC	549.53
	3 Gallon Glass Carboy 0VBB-Y6LF-GH4	30.04
	3 Gallon Glass Carboy 0P5C-6YV3-GFM	30.04
	9 Macroreer Transceiver Module 0P5C-6YV3-947	203.31
	72 AAA Batteries,1 Roll Dymo Labels 0VBB-Y6LF-5GT	74.67
	9 Boxes White Ledger Sheets 02C5-38L9-2V4	341.91
	2 Handicap Parking Signs 0M61-9MH3-1J6	43.05
	Standing Desk, Anti Fatigue Floor Mat 0P5C-6YV3-2S2	598.01
	1 Macroreer Transceiver Module 05YB-RVJ8-9J7	22.59
	Anti Fatigue Mat 0P5C-6YV3-344	57.97
	100 Ethernet Patch Cables 0VBB-Y6LF-1JV	353.12
	6 Label Maker Tapes 02XJ-MQTY-23L	104.72
	10 Macroreer Transceiver Module ORRK-R4SD-7WS	225.90
	AMAZON BUSINESS	\$ 2,163.13
ACH	SHELL ENERGY NORTH AMERICA LP	
	RP1-6/1-6/30 2450 Phila St 3/1-3/31 Adj 2042 6/17	123,467.75
	RP2/RP5-6/1-6/30 16400 El Prado Rd 3/1-3 2044 6/17	7,572.73
	CCWRP/TP/RWPS-6/1-6/30 14950 Tlphn 3/1-3 2046 6/17	44,455.28
	SHELL ENERGY NORTH AMERICA LP	\$ 175,495.76
ACH	SOLAR STAR CALIFORNIA V LLC	
	CCWRP/TP/RWPS-6/1-6/30 14950 Telephone A M0613-1301079	15,242.43
	SOLAR STAR CALIFORNIA V LLC	\$ 15,242.43
ACH	PREFERRED BENEFIT INSURANCE	
	7/17 Agency Dental Plan EIA21377	16,288.10
	PREFERRED BENEFIT INSURANCE	\$ 16,288.10
ACH	DISCOVERY BENEFITS INC	



Check	Payee / Description	Amount
	June 2017 Admin Fees	0000774558-IN 161.50
	DISCOVERY BENEFITS INC \$	161.50
ACH	ESTRADA, JIMMIE J Reim Monthly Health Prem	HEALTH PREM 472.96
	ESTRADA, JIMMIE J \$	472.96
ACH	LICHTI, ALICE Reim Monthly Health Prem	HEALTH PREM 172.48
	LICHTI, ALICE \$	172.48
ACH	MORASSE, EDNA Reim Monthly Health Prem	HEALTH PREM 172.48
	MORASSE, EDNA \$	172.48
ACH	NOWAK, THEO T Reim Monthly Health Prem	HEALTH PREM 472.96
	NOWAK, THEO T \$	472.96
ACH	SONNENBURG, ILSE Reim Monthly Health Prem	HEALTH PREM 172.48
	SONNENBURG, ILSE \$	172.48
ACH	DYKSTRA, BETTY Reim Monthly Health Prem	HEALTH PREM 172.48
	DYKSTRA, BETTY \$	172.48
ACH	TORRES, ROBERT G Reim Monthly Health Prem	HEALTH PREM 172.48
	TORRES, ROBERT G \$	172.48
ACH	MUELLER, CAROLYN Reim Monthly Health Prem	HEALTH PREM 172.48
	MUELLER, CAROLYN \$	172.48
ACH	GRIFFIN, GEORGE Reim Monthly Health Prem	HEALTH PREM 172.48
	GRIFFIN, GEORGE \$	172.48
ACH	CANADA, ANGELA Reim Monthly Health Prem	HEALTH PREM 172.48
	CANADA, ANGELA \$	172.48
ACH	CUPERSMITH, LEIZAR Reim Monthly Health Prem	HEALTH PREM 172.48
	CUPERSMITH, LEIZAR \$	172.48

Check	Payee / Description	Amount
ACH	DELGADO-ORAMAS JR, JOSE Reim Monthly Health Prem	HEALTH PREM 300.48
	DELGADO-ORAMAS JR, JOSE	\$ 300.48
ACH	GRANGER, BRANDON Reim Monthly Health Prem	HEALTH PREM 150.24
	GRANGER, BRANDON	\$ 150.24
ACH	GADDY, CHARLES L Reim Monthly Health Prem	HEALTH PREM 150.24
	GADDY, CHARLES L	\$ 150.24
ACH	BAKER, CHRIS Reim Monthly Health Prem	HEALTH PREM 22.24
	BAKER, CHRIS	\$ 22.24
ACH	WEBB, DANNY C Reim Monthly Health Prem	HEALTH PREM 128.00
	WEBB, DANNY C	\$ 128.00
ACH	HUMPHREYS, DEBORAH E Reim Monthly Health Prem	HEALTH PREM 150.24
	HUMPHREYS, DEBORAH E	\$ 150.24
ACH	MOUAT, FREDERICK W Reim Monthly Health Prem	HEALTH PREM 150.24
	MOUAT, FREDERICK W	\$ 150.24
ACH	MORGAN, GARTH W Reim Monthly Health Prem	HEALTH PREM 128.00
	MORGAN, GARTH W	\$ 128.00
ACH	ALLINGHAM, JACK Reim Monthly Health Prem	HEALTH PREM 22.24
	ALLINGHAM, JACK	\$ 22.24
ACH	MAZUR, JOHN Reim Monthly Health Prem	HEALTH PREM 437.19
	MAZUR, JOHN	\$ 437.19
ACH	RUDDER, LARRY Reim Monthly Health Prem	HEALTH PREM 22.24
	RUDDER, LARRY	\$ 22.24
ACH	HAMILTON, MARIA Reim Monthly Health Prem	HEALTH PREM 128.00
	HAMILTON, MARIA	\$ 128.00

Check	Payee / Description	Amount
ACH	PICENO, TONY Reim Monthly Health Prem	HEALTH PREM 172.48
	PICENO, TONY	\$ 172.48
ACH	RAMOS, CAROL Reim Monthly Health Prem	HEALTH PREM 22.24
	RAMOS, CAROL	\$ 22.24
ACH	FISHER, JAY Reim Monthly Health Prem	HEALTH PREM 128.00
	FISHER, JAY	\$ 128.00
ACH	KING, PATRICK Reim Monthly Health Prem	HEALTH PREM 22.24
	KING, PATRICK	\$ 22.24
ACH	HOWARD, ROBERT JAMES Reim Monthly Health Prem	HEALTH PREM 22.24
	HOWARD, ROBERT JAMES	\$ 22.24
ACH	DIETZ, JUDY Reim Monthly Health Prem	HEALTH PREM 128.00
	DIETZ, JUDY	\$ 128.00
ACH	DAVIS, GEORGE Reim Monthly Health Prem	HEALTH PREM 150.24
	DAVIS, GEORGE	\$ 150.24
ACH	MONZAVI, TAGHI Reim Monthly Health Prem	HEALTH PREM 22.24
	MONZAVI, TAGHI	\$ 22.24
ACH	PETERSEN, KENNETH Reim Monthly Health Prem	HEALTH PREM 172.48
	PETERSEN, KENNETH	\$ 172.48
ACH	TRAUTERMAN, HELEN Reim Monthly Health Prem	HEALTH PREM 172.48
	TRAUTERMAN, HELEN	\$ 172.48
ACH	TIEGS, KATHLEEN Reim Monthly Health Prem	HEALTH PREM 874.37
	TIEGS, KATHLEEN	\$ 874.37
ACH	DIGGS, GEORGE Reim Monthly Health Prem	HEALTH PREM 772.02

Check	Payee / Description	Amount
	DIGGS, GEORGE	\$ 772.02
ACH	HAYES, KENNETH Reim Monthly Health Prem	HEALTH PREM 472.96
	HAYES, KENNETH	\$ 472.96
ACH	HUNTON, STEVE Reim Monthly Health Prem	HEALTH PREM 150.24
	HUNTON, STEVE	\$ 150.24
ACH	RODRIGUEZ, LOUIS Reim Monthly Health Prem	HEALTH PREM 150.24
	RODRIGUEZ, LOUIS	\$ 150.24
ACH	VARBEL, VAN Reim Monthly Health Prem	HEALTH PREM 573.89
	VARBEL, VAN	\$ 573.89
ACH	CLIFTON, NEIL Reim Monthly Health Prem	HEALTH PREM 445.89
	CLIFTON, NEIL	\$ 445.89
ACH	DELGADO, FRANCOIS Reim Monthly Health Prem	HEALTH PREM 128.00
	DELGADO, FRANCOIS	\$ 128.00
ACH	WELLMAN, JOHN THOMAS Reim Monthly Health Prem	HEALTH PREM 573.89
	WELLMAN, JOHN THOMAS	\$ 573.89
ACH	SPEARS, SUSAN Reim Monthly Health Prem	HEALTH PREM 20.62
	SPEARS, SUSAN	\$ 20.62
ACH	TROXEL, WYATT Reim Monthly Health Prem	HEALTH PREM 172.48
	TROXEL, WYATT	\$ 172.48
ACH	CORLEY, WILLIAM Reim Monthly Health Prem	HEALTH PREM 437.19
	CORLEY, WILLIAM	\$ 437.19
ACH	CALLAHAN, CHARLES Reim Monthly Health Prem	HEALTH PREM 342.34
	CALLAHAN, CHARLES	\$ 342.34
ACH	LESNIAKOWSKI, NORBERT Reim Monthly Health Prem	HEALTH PREM 172.48

Check	Payee / Description	Amount
	LESNIAKOWSKI, NORBERT	\$ 172.48
ACH	VER STEEG, ALLEN J Reim Monthly Health Prem	HEALTH PREM 470.34
	VER STEEG, ALLEN J	\$ 470.34
ACH	HACKNEY, GARY Reim Monthly Health Prem	HEALTH PREM 437.19
	HACKNEY, GARY	\$ 437.19
ACH	CAREL, LARRY Reim Monthly Health Prem	HEALTH PREM 22.24
	CAREL, LARRY	\$ 22.24
ACH	TOL, HAROLD Reim Monthly Health Prem	HEALTH PREM 309.19
	TOL, HAROLD	\$ 309.19
ACH	BANKSTON, GARY Reim Monthly Health Prem	HEALTH PREM 471.54
	BANKSTON, GARY	\$ 471.54
ACH	ATWATER, RICHARD Reim Monthly Health Prem	HEALTH PREM 128.00
	ATWATER, RICHARD	\$ 128.00
ACH	FIESTA, PATRICIA Reim Monthly Health Prem	HEALTH PREM 450.01
	FIESTA, PATRICIA	\$ 450.01
ACH	DIGGS, JANET Reim Monthly Health Prem	HEALTH PREM 900.02
	DIGGS, JANET	\$ 900.02
ACH	CARAZA, TERESA Reim Monthly Health Prem	HEALTH PREM 158.95
	CARAZA, TERESA	\$ 158.95
ACH	ANDERSON, JOHN Reim Monthly Health Prem	HEALTH PREM 472.96
	ANDERSON, JOHN	\$ 472.96
ACH	SANTA CRUZ, JACQUELYN Reim Monthly Health Prem	HEALTH PREM 779.40
	SANTA CRUZ, JACQUELYN	\$ 779.40
ACH	HECK, ROSELYN	

Check	Payee / Description		Amount
	Reim Monthly Health Prem	HEALTH PREM	22.24
	HECK, ROSELYN	\$	22.24
ACH	SOPICKI, LEO Reim Monthly Health Prem	HEALTH PREM	300.48
	SOPICKI, LEO	\$	300.48
ACH	HERNANDEZ, BENJAMIN Reim Monthly Health Prem	HEALTH PREM	322.01
	HERNANDEZ, BENJAMIN	\$	322.01
ACH	GOSE, ROSEMARY Reim Monthly Health Prem	HEALTH PREM	128.00
	GOSE, ROSEMARY	\$	128.00
ACH	KEHL, BARRETT Reim Monthly Health Prem	HEALTH PREM	128.00
	KEHL, BARRETT	\$	128.00
ACH	RITCHIE, JANN Reim Monthly Health Prem	HEALTH PREM	128.00
	RITCHIE, JANN	\$	128.00
ACH	LONG, ROCKWELL DEE Reim Monthly Health Prem	HEALTH PREM	445.89
	LONG, ROCKWELL DEE	\$	445.89
ACH	FATTAHI, MIR Reim Monthly Health Prem	HEALTH PREM	128.00
	FATTAHI, MIR	\$	128.00
ACH	VERGARA, FLORENTINO Reim Monthly Health Prem	HEALTH PREM	300.48
	VERGARA, FLORENTINO	\$	300.48
ACH	WARMAN, RALPH Reim Monthly Health Prem	HEALTH PREM	172.48
	WARMAN, RALPH	\$	172.48
ACH	ROGERS, SHIRLEY Reim Monthly Health Prem	HEALTH PREM	172.48
	ROGERS, SHIRLEY	\$	172.48
ACH	WALL, DAVID Reim Monthly Health Prem	HEALTH PREM	286.95
	WALL, DAVID	\$	286.95

Check	Payee / Description	Amount
ACH	CHUNG, MICHAEL Reim Monthly Health Prem	HEALTH PREM 150.24
	CHUNG, MICHAEL	\$ 150.24
ACH	ADAMS, PAMELA Reim Monthly Health Prem	HEALTH PREM 172.48
	ADAMS, PAMELA	\$ 172.48
ACH	BLASINGAME, MARY Reim Monthly Health Prem	HEALTH PREM 1,019.78
	BLASINGAME, MARY	\$ 1,019.78
ACH	ANDERSON, KENNETH Reim Monthly Health Prem	HEALTH PREM 22.24
	ANDERSON, KENNETH	\$ 22.24
ACH	MOE, JAMES Reim Monthly Health Prem	HEALTH PREM 22.24
	MOE, JAMES	\$ 22.24
ACH	POLACEK, KEVIN Reim Monthly Health Prem	HEALTH PREM 746.06
	POLACEK, KEVIN	\$ 746.06
ACH	ELROD, SONDRAL Reim Monthly Health Prem	HEALTH PREM 286.95
	ELROD, SONDRAL	\$ 286.95
ACH	FRAZIER, JACK Reim Monthly Health Prem	HEALTH PREM 171.77
	FRAZIER, JACK	\$ 171.77
ACH	HOAK, JAMES Reim Monthly Health Prem	HEALTH PREM 128.00
	HOAK, JAMES	\$ 128.00
ACH	DEZHAM, PARIVASH Reim Monthly Health Prem	HEALTH PREM 171.77
	DEZHAM, PARIVASH	\$ 171.77
ACH	FOLEY III, DANIEL J. Reim Monthly Health Prem	HEALTH PREM 158.95
	FOLEY III, DANIEL J.	\$ 158.95
ACH	CLEVELAND, JAMES Reim Monthly Health Prem	HEALTH PREM 128.00
	CLEVELAND, JAMES	\$ 128.00

Check	Payee / Description	Amount
ACH	LANGNER, CAMERON Reim Monthly Health Prem	HEALTH PREM 1,210.78
	LANGNER, CAMERON	\$ 1,210.78
ACH	HAMILTON, LEANNE Reim Monthly Health Prem	HEALTH PREM 158.95
	HAMILTON, LEANNE	\$ 158.95
ACH	HOOSHMAND, RAY Reim Monthly Health Prem	HEALTH PREM 128.00
	HOOSHMAND, RAY	\$ 128.00
ACH	SCHLAPKOHL, JACK Reim Monthly Health Prem	HEALTH PREM 128.00
	SCHLAPKOHL, JACK	\$ 128.00
ACH	POOLE, PHILLIP Reim Monthly Health Prem	HEALTH PREM 171.77
	POOLE, PHILLIP	\$ 171.77
ACH	ADAMS, BARBARA Reim Monthly Health Prem	HEALTH PREM 150.24
	ADAMS, BARBARA	\$ 150.24
ACH	RUESCH, GENECE Reim Monthly Health Prem	HEALTH PREM 481.35
	RUESCH, GENECE	\$ 481.35
ACH	VANDERPOOL, LARRY Reim Monthly Health Prem	HEALTH PREM 471.54
	VANDERPOOL, LARRY	\$ 471.54
ACH	AMBROSE, JEFFREY Reim Monthly Health Prem	HEALTH PREM 573.89
	AMBROSE, JEFFREY	\$ 573.89
ACH	MERRILL, DIANE Reim Monthly Health Prem	HEALTH PREM 286.95
	MERRILL, DIANE	\$ 286.95
ACH	HOUSER, ROD Reim Monthly Health Prem	HEALTH PREM 620.58
	HOUSER, ROD	\$ 620.58
ACH	RUSSO, VICKI Reim Monthly Health Prem	HEALTH PREM 158.95



Check: Payee / Description		Amount
	RUSSO, VICKI	\$ 158.95
ACH	HUSS, KERRY Reim Monthly Health Prem	HEALTH PREM 445.89
	HUSS, KERRY	\$ 445.89
ACH	BINGHAM, GREGG Reim Monthly Health Prem	HEALTH PREM 618.06
	BINGHAM, GREGG	\$ 618.06
ACH	CHARLES, DAVID Reim Monthly Health Prem	HEALTH PREM 128.00
	CHARLES, DAVID	\$ 128.00
ACH	YEBOAH, ERNEST Reim Monthly Health Prem	HEALTH PREM 128.00
	YEBOAH, ERNEST	\$ 128.00
ACH	ALVARADO, ROSEMARY Reim Monthly Health Prem	HEALTH PREM 309.19
	ALVARADO, ROSEMARY	\$ 309.19
ACH	BARELA, GEORGE Reim Monthly Health Prem	HEALTH PREM 128.00
	BARELA, GEORGE	\$ 128.00
ACH	FETZER, ROBERT Reim Monthly Health Prem	HEALTH PREM 746.06
	FETZER, ROBERT	\$ 746.06
ACH	SPAETH, ERIC Reim Monthly Health Prem	HEALTH PREM 158.95
	SPAETH, ERIC	\$ 158.95
ACH	DAVIS, MARTHA Reim Monthly Health Prem	HEALTH PREM 158.95
	DAVIS, MARTHA	\$ 158.95
ACH	BRULE, CHRISTOPHER Reim Monthly Health Prem	HEALTH PREM 158.95
	BRULE, CHRISTOPHER	\$ 158.95
ACH	ROOS, JAMES Reim Monthly Health Prem	HEALTH PREM 445.89
	ROOS, JAMES	\$ 445.89
ACH	MULLANEY, JOHN Reim Monthly Health Prem	HEALTH PREM 286.95

Check	Payee / Description	Amount
	MULLANEY, JOHN	\$ 286.95
ACH	VALENZUELA, DANIEL Reim Monthly Health Prem	HEALTH PREM 445.89
	VALENZUELA, DANIEL	\$ 445.89
ACH	PACE, BRIAN Reim Monthly Health Prem	HEALTH PREM 445.89
	PACE, BRIAN	\$ 445.89
ACH	KING, JOSEPH Reim Monthly Health Prem	HEALTH PREM 128.00
	KING, JOSEPH	\$ 128.00
ACH	VILLALOBOS, HECTOR Reim Monthly Health Prem	HEALTH PREM 158.95
	VILLALOBOS, HECTOR	\$ 158.95

Grand Total Payment Amount: \$ 1,124,073.15

# Attachment 4

Vendor Wires  
(excludes Payroll)

Check	Payee / Description	Amount
Wire	COUNTY SANITATION DISTRICTS OF Past 4R's -SRF Note #4 of 6 INSTALL 4 OF COUNTY SANITATION DISTRICTS OF\$	737,600.00 - - - - - 737,600.00
Wire	EMPLOYMENT DEVELOPMENT DEPARTM P/R 14 7/7/17 Adjustment P/R 14 7/7 AD EMPLOYMENT DEVELOPMENT DEPARTM\$	67.66 - - - - - 67.66
Wire	EMPLOYMENT DEVELOPMENT DEPARTM P/R 14 7/7/17 Taxes P/R 14 7/7/17 Taxes HR 0056500 HR 0056500 EMPLOYMENT DEVELOPMENT DEPARTM\$	53,964.74 10,176.85 - - - - - 64,141.59
Wire	INTERNAL REVENUE SERVICE P/R 14 7/7/17 Adjustment P/R 14 7/7 AD INTERNAL REVENUE SERVICE \$	695.84 - - - - - 695.84
Wire	INTERNAL REVENUE SERVICE P/R 14 7/7/17 Taxes HR 0056500 INTERNAL REVENUE SERVICE \$	323,023.49 - - - - - 323,023.49
Wire	PUBLIC EMPLOYEE'S RETIREMENT S P/R 14 7/7/17 Employee Deferred Comp HR 0056500 PUBLIC EMPLOYEE'S RETIREMENT S\$	25,121.71 - - - - - 25,121.71
Wire	STATE DISBURSEMENT UNIT P/R 14 7/7/17 P/R 14 7/7/17 HR 0056500 HR 0056500 STATE DISBURSEMENT UNIT \$	1,145.06 198.00 - - - - - 1,343.06
Wire	PUBLIC EMPLOYEES' RETIREMENT S 7/17 Health Ins-Retirees, Employees 7/17 Health Ins-Board 14974569 7/17 14974573 7/17 PUBLIC EMPLOYEES' RETIREMENT S\$	252,513.50 5,413.88 - - - - - 257,927.38
Wire	EMPLOYMENT DEVELOPMENT DEPARTM P/R DIR 07 7/14/17 Taxes HR 0056900 EMPLOYMENT DEVELOPMENT DEPARTM\$	377.29 - - - - - 377.29
Wire	INTERNAL REVENUE SERVICE P/R DIR 07 7/14/17 Taxes HR 0056900 INTERNAL REVENUE SERVICE \$	2,329.87 - - - - - 2,329.87
Wire	STATE BOARD OF EQUALIZATION 6/17 Sales Tax Deposit 23784561 6/17 STATE BOARD OF EQUALIZATION \$	11,191.00 - - - - - 11,191.00

Check	Payee / Description		Amount
Wire	METROPOLITAN WATER DISTRICT May 2017 Water Purchase	9034	2,805,260.68
	METROPOLITAN WATER DISTRICT	\$	2,805,260.68
Wire	EMPLOYMENT DEVELOPMENT DEPARTM P/R 15 7/21/17 Taxes Adjustment	7/21/17 ADJ	739.90
	P/R 15 7/21/17 Taxes	HR 0058300	10,380.95
	P/R 15 7/21/17 Taxes	HR 0058300	54,844.87
	EMPLOYMENT DEVELOPMENT DEPARTM\$		65,965.72
Wire	PUBLIC EMPLOYEE'S RETIREMENT S P/R 15 7/21/17 Employee Deferred Comp	HR 0058300	25,428.71
	PUBLIC EMPLOYEE'S RETIREMENT S\$		25,428.71
Wire	INTERNAL REVENUE SERVICE P/R 15 7/21/17 Taxes	HR 0058300	323,701.47
	P/R 15 7/21/17 Taxes Adjustment	7/21/17 ADJ	3,260.91
	INTERNAL REVENUE SERVICE	\$	326,962.38
Wire	STATE DISBURSEMENT UNIT P/R 15 7/21/17	HR 0058300	1,145.06
		HR 0058300	198.00
	STATE DISBURSEMENT UNIT	\$	1,343.06
Wire	EMPLOYMENT DEVELOPMENT DEPARTM P/R Off Cycle 6/12/17 Taxes	HR 0056300	19.77
	P/R Off Cycle 6/12/17 Taxes	HR 0056300	209.18
	EMPLOYMENT DEVELOPMENT DEPARTM\$		228.95
Wire	INTERNAL REVENUE SERVICE P/R Off Cycle 6/12/17 Taxes	HR 0056300	739.34
	INTERNAL REVENUE SERVICE	\$	739.34
Wire	CALPERS CalPERS Retirement Unfunded Liability FY 1000000149932		2,575,558.00
	CALPERS	\$	2,575,558.00
Wire	PUBLIC EMPLOYEES RETIREMENT SY P/R 14 7/7/17 Adjustment	HR0056500000A	105,703.73-
	P/R 14 7/7/17 Adjustment	P/R 14 7/7 AD	188.72
	P/R 14 7/7/17 PERS	HR 0056500	272,412.67
	P/R 14 7/7/17 Adjustment	P/R 14 ADJ 7/	535.60
	PUBLIC EMPLOYEES RETIREMENT SY\$		167,433.26
Wire	PUBLIC EMPLOYEES RETIREMENT SY P/R 15 7/21/17 PERS ADJ-Incorrect Rate i	HR 0058300000	108,049.47-
	P/R 15 7/21/17 PERS	HR 0058300	284,000.62
	PUBLIC EMPLOYEES RETIREMENT SY\$		175,951.15

Report: ZFIR TREASURER Inland Empire Utilities Agency  
For 07/01/2017 ~ 07/31/2017 Treasurer Report

Page 3  
Date 08/24/2017

Check Payee / Description

Amount

**Grand Total Payment Amount: \$ 7,568,690.14**

# Attachment 5

## Payroll-Net Pay-Directors

# INLAND EMPIRE UTILITIES AGENCY

## RATIFICATION OF BOARD OF DIRECTORS

PAYROLL FOR JULY 7, 2017  
PRESENTED AT BOARD MEETING on SEPTEMBER 20, 2017

DIRECTOR NAME	GROSS PAYROLL	NET PAYROLL
JASMIN HALL	\$2,474.92	\$1,494.82
KATHERINE PARKER	\$2,834.29	\$1,085.12
MICHAEL CAMACHO	\$3,931.54	\$1,371.87
STEVEN J. ELIE	\$4,300.72	\$1,340.29
PAUL HOFER	\$0.00	\$0.00
<b>TOTALS</b>	<b>\$13,541.47</b>	<b>\$5,292.10</b>

TOTAL EFTS PROCESSED	2	\$ 2,579.94
TOTAL CHECKS PROCESSED	2	\$ 2,712.16
CHECK NUMBERS USED	110004 - 110005	




**IEUA DIRECTOR PAYSHEET**

PAUL HOFER  
 EMPLOYEE NO. 1349  
 ACCOUNT NO. 10200 110100 100000 501010

**JUNE 2017**

DATE	TYPE OF MEETING	ATTENDANCE	TOTAL COMPENSATION
06-07-17	IEUA Board Meeting	Yes	\$-0-
06-14-17	Finance & Administration Committee Meeting	Yes	\$-0-
06-21-17	IEUA Board Meeting	Yes	\$-0-
06-23-17	CBWM Prado Adaptive Mgmt. Plan	Yes	\$-0-
<b>TOTAL REIMBURSEMENT</b> (Up to 10 days of service per month per Ordinance No. 83)			\$-0-
Total No. of Meetings Attended			4
Total No. of Meetings Paid			0

DIRECTOR  
SIGNATURE

*for Dir. Hofer*  


Approved by:

  
 Steven J. Elie  
 President, Board of Directors


Director Hofer has waived all stipend payments.

**IEUA DIRECTOR PAYSHEET**

KATI PARKER  
 EMPLOYEE NO. 1362  
 ACCOUNT NO. 10200 1100100 100000 501010

**JUNE 2017**

DATE	TYPE OF MEETING	ATTENDANCE	TOTAL COMPENSATION
06-07-17	IEUA Board Meeting	Yes	\$225.00
06-12-17	Audit Committee	Yes	\$225.00
06-12-17	Meeting w/External Auditor Deborah Harper	Yes (same day)	\$-0-
06-14-17	Engineering, Operations & Water Resources Committee	Yes	\$225.00
06-21-17	IEUA Board Meeting	Yes	\$225.00
<b>TOTAL REIMBURSEMENT</b>			\$900.00
Up to 10 days of service per month per Ordinance No. 105 (i.e., \$27.18 – difference between SAWPA (\$197.82 (eff. 2/16/16) and Agency meetings \$225.00 including Agency meetings			
Total No. of Meetings Attended			5
Total No. of Meetings Paid			4

DIRECTOR SIGNATURE 

Approved by:   
 Steven J. Elie  
 President, Board of Directors

**DIRECTOR PAYSHEET FOR IEUA REPRESENTATIVE  
ON REGIONAL POLICY COMMITTEE**

KATI PARKER  
EMPLOYEE NO. 1362  
ACCOUNT NO. 10900 110100 500000 501215

**JUNE 2017**

DATE	TYPE OF MEETING	ATTENDANCE	TOTAL COMPENSATION
06-01-17	Regional Policy Committee Meeting	Yes	\$225.00
<b>TOTAL REIMBURSEMENT</b>			\$225.00
Up to 10 days of service per month per Ordinance No. 105 (total amount of \$225.00, should reflect on timesheet)			
Total No. of Meetings Attended			1
Total No. of Meetings Paid			1

**DIRECTOR  
SIGNATURE**

*April Woodruff*  
*Kati Parker*

**Approved by:**

*Steven J. Elie*  
\_\_\_\_\_  
Steven J. Elie  
President, Board of Directors

DIRECTOR PAYSHEET FOR IEUA  
ON SAWPA COMMISSION (ALTERNATE)

KATI PARKER  
EMPLOYEE NO. 1362  
ACCOUNT NO. 10500 110100 165000 501010

JUNE 2017

DATE	TYPE OF MEETING	ATTENDANCE	TOTAL COMPENSATION
06-06-17	SAWPA Commission Workshop	Yes	\$25.00
06-20-17	SAWPA Regular Commission Meeting	Yes	\$25.00
<b>TOTAL REIMBURSEMENT</b>			\$50.00
Up to 10 days of service per month per Ordinance No. 105 (i.e., \$25.00 – difference between SAWPA (\$200.00 (eff. 5/01/17) and Agency meetings \$225.00), including Agency meetings			
Total No. of SAWPA Meetings Attended			2
Total No. of SAWPA Meetings Paid			2

DIRECTOR  
SIGNATURE

*Paul Woolly*  
*Kati Parker*

Approved by:

*Steven J. Elie*

Steven J. Elie  
President, Board of Directors


**DIRECTOR PAYSHEET FOR IEUA REPRESENTATIVE  
ON WATERMASTER BOARD (ALTERNATE)**

KATI PARKER  
EMPLOYEE NO. 1362  
ACCOUNT NO. 10200 110100 100000 501010

**JUNE 2017**

DATE	TYPE OF MEETING	ATTENDANCE	TOTAL COMPENSATION
06-22-17	CBWM Board Meeting (Alt.)	No	\$-0-
<b>TOTAL REIMBURSEMENT</b>			\$-0-
Up to 10 days of service per month per Ordinance No. 105 (i.e., \$100.00 – difference between Watermaster \$125.00 and Agency meetings \$225.00), including Agency meetings			
Total No. of Watermaster Meetings Attended			0
Total No. of Watermaster Meetings Paid			\$-0-

DIRECTOR SIGNATURE 

Approved by:   
Steven J. Elie  
President, Board of Directors

\* Chino Basin Watermaster does not compensate an alternate Director unless the alternate Director is attending on behalf of an absent primary Director. In accordance to Ordinance No. 98, Section 1, (i) Attendance at any meeting provided for under Sections 1.b, c, e, and f, shall also include payment to both the primary representative and the alternate representative to said body if they both attend said meeting.


**IEUA DIRECTOR PAYSHEET**

MICHAEL CAMACHO  
 EMPLOYEE NO. 1140  
 ACCOUNT NO. 10200 110100 100000 501010

**JUNE 2017**

DATE	TYPE OF MEETING	ATTENDANCE	TOTAL COMPENSATION
06-02-17	Telecon meeting with O Gonzales, CVWD, to discuss CVWD-IEUA Water issues	Yes	\$225.00
06-07-17	IEUA Board Meeting	Yes	\$225.00
06-08-17	Southern Coalition/Inland Caucus Meeting	Yes	\$225.00
06-09-17	Telecon meeting with O Gonzales, CVWD, to discuss CVWD-IEUA Water issues	Yes	\$225.00
06-14-17	Community and Legislative Affairs Committee	Yes	\$225.00
06-14-17	Engineering, Operations and Water Resources Committee	Yes (same day)	\$-0-
06-16-17	Telecon meeting with O Gonzales, CVWD, to discuss CVWD-IEUA Water issues	Yes	\$225.00
06-21-17	IEUA Board Meeting (telecon)	Yes	\$225.00
<b>TOTAL REIMBURSEMENT</b> (Up to 10 days of service per month per Ordinance No. 105, including MWD meetings)			\$1,575.00
Total No. of Meetings Attended			8
Total No. of Meetings Paid			7

DIRECTOR SIGNATURE 

Approved by:   
 Steven J. Elie  
 President, Board of Directors

**DIRECTOR PAYSHEET FOR IEUA REPRESENTATIVE  
ON MWD BOARD**

MICHAEL CAMACHO  
EMPLOYEE NO. 1140  
ACCOUNT NO. 10700 110115 110000 511010

**JUNE 2017**

DATE	TYPE OF MEETING	ATTENDANCE	TOTAL COMPENSATION
06-01-17	Telecon meeting w/F. Mares to discuss MWD business	Yes	\$225.00
06-06-17	Telecon meeting w/F. Mares to discuss MWD business	Yes	\$225.00
06-12-17	MWD Standing Committee	Yes	\$225.00
06-13-17	MWD Standing Committee Meetings and Board Meeting	Yes (10 mtg. max)	\$-0-
06-27-17	MWD other Committee Meetings	No	\$-0-
<b>TOTAL REIMBURSEMENT</b> (Up to 10 days of service per month per Ordinance No. 105, including MWD meetings)			\$675.00
Total No. of Meetings Attended			4
Total No. of Meetings Paid			3

DIRECTOR  
SIGNATURE

*Michael Camacho*  
\_\_\_\_\_  
Director Camacho

Approved by:

*Steven J. Elie*  
\_\_\_\_\_  
Steven J. Elie  
President, Board of Directors

**DIRECTOR PAYSHEET FOR IEUA REPRESENTATIVE  
ON REGIONAL POLICY COMMITTEE (ALTERNATE)**

MICHAEL CAMACHO  
EMPLOYEE NO. 1140  
ACCOUNT NO. 10900 110100 500000 501215

**JUNE 2017**

DATE	TYPE OF MEETING	ATTENDANCE	TOTAL COMPENSATION
06-01-17	Regional Policy Committee Meeting.	No	\$-0-
<b>TOTAL REIMBURSEMENT</b>			\$-0-
Up to 10 days of service per month per Ordinance No. 105, (i.e., \$125.00 – difference between <b>Regional Policy Committee</b> (\$100.00 and Agency meetings \$225.00), including Agency meetings			
Total No. of Meetings Attended			0
Total No. of Meetings Paid			0

**DIRECTOR  
SIGNATURE**

*April Woodruff Jr*  
*Michael Camacho*

**Approved by:**

*[Signature]*  
Steven J. Elie  
President, Board of Directors



**IEUA DIRECTOR PAYSHEET**

JASMIN A. HALL

EMPLOYEE NO. 1256

ACCOUNT NO. 10200 110100 100000 501010

**JUNE 2017**

DATE	TYPE OF MEETING	ATTENDANCE	TOTAL COMPENSATION
06-03-17	Annual Fontana Parade	Yes	\$225.00
06-07-17	IEUA Board Meeting	Yes	\$225.00
06-12-17	CASA Board of Director's Meeting telecon	Yes	\$225.00
06-14-17	Engineering, Operations, & Water Resources Committee	Yes (not rep)	\$-0-
06-14-17	Finance & Administration Committee	Yes	\$225.00
06-19-17	ASBCD Dinner meeting	Yes	\$225.00
06-20-17	CASA Federal Legislative Committee telecon	Yes	\$225.00
06-21-17	IEUA Board meeting	Yes	\$225.00
06-21-17	Meeting w/ GM Grindstaff to discuss Agency business	Yes (staff)	\$-0-
06-22-17	Celeste Cantu's Retirement Event	Yes	\$225.00
<b>TOTAL REIMBURSEMENT</b> (Up to 10 days of service per month per Ordinance No. 105)			\$1,800.00
Total No. of Meetings Attended			10
Total No. of Meetings Paid			8

DIRECTOR  
SIGNATURE



Approved by:


  
Steven J. Effe, President, Board of Directors


**DIRECTOR PAYSHEET FOR IEUA  
ON SAWPA COMMISSION**

JASMIN A. HALL  
EMPLOYEE NO. 1256  
ACCOUNT NO. 10500 110100 165000 501010

**JUNE 2017**

<b>DATE</b>	<b>TYPE OF MEETING</b>	<b>ATTENDANCE</b>	<b>TOTAL COMPENSATION</b>
06-06-17	SAWPA PA 23 meeting	Yes (same day)	\$-0-
06-06-17	SAWPA Commission Workshop	Yes	\$25.00
06-13-17	SAWPA Reach #2 Site Installation visit	Yes	\$25.00
06-14-00	SAWPA Ad Hoc Committee telecon	Yes (same day)	\$-0-
06-20-17	SAWPA Reg. Commission Meeting	Yes (same day)	\$-0-
<b>TOTAL REIMBURSEMENT</b>			\$50.00
Up to 10 days of service per month per Ordinance No. 105 (i.e., \$25.00 – difference between SAWPA (\$200.00 <i>eff. 5/01/17</i> ) and Agency meetings \$225.00), including Agency meetings			
Total No. of SAWPA Meetings Attended			5
Total No. of SAWPA Meetings Paid			2

DIRECTOR SIGNATURE 



Approved by:   
Steven J. Elie  
President, Board of Directors

**DIRECTOR PAYSHEET FOR IEUA REPRESENTATIVE  
ON CHINO DESALTER AUTHORITY**

JASMIN A. HALL  
EMPLOYEE NO. 1256  
ACCOUNT NO. 10200 110100 100000 501010

**JUNE 2017**

DATE	TYPE OF MEETING	ATTENDANCE	TOTAL COMPENSATION
06-08-17	CDA Board Meeting	Yes (10 mtg. Max)	\$-0-
<b>TOTAL REIMBURSEMENT</b>			\$-0-
Up to 10 days of service per month per Ordinance No. 105 (i.e., \$75.00 – difference between CDA (\$150.00 And Agency meetings \$225.00 excludes alternate) including Agency meetings			
Total No. of CDA Meetings Attended			1
Total No. of CDA Meetings Paid			\$-0-

DIRECTOR SIGNATURE   
 Approved by:   
 Steven J. Elie  
 President, Board of Directors

\*Chino Desalter Authority will pay \$150.00 per meeting directly to the Agency.

**IEUA DIRECTOR PAYSHEET**

STEVEN J. ELIE  
 EMPLOYEE NO. 1175  
 ACCOUNT NO. 10200 110100 100000 501010

**JUNE 2017**

DATE	TYPE OF MEETING	ATTENDANCE	TOTAL COMPENSATION
06-05-17	So Cal Water Committee Leg. Telecon	Yes	\$225.00
06-07-17	IEUA Board Meeting	Yes	\$225.00
06-08-17	SB 623 Coalition Letter Telecon	Yes	\$225.00
06-12-17	Meeting w/External Auditor Deborah Harper	Yes (same day)	\$-0-
06-12-17	Audit Committee Meeting Committee	Yes	\$225.00
06-13-17	GASB WaterNow Alliance Telecon	Yes	\$225.00
06-14-17	IEUA Community & Leg. Affairs Committee	Yes	\$225.00
06-15-17	Council Member Glenn Duncan Retirement Luncheon & Presentation	Yes	\$225.00
06-16-17	Board Agenda Review Meeting w/JC & C Berch	Yes (same day)	\$-0-
06-16-17	Tour w/ Assembly Member Freddie Rodriguez	Yes	\$225.00
06-19-17	So Cal Water Committee Leg. Telecon	Yes	\$225.00
06-21-17	Board Meeting	Yes	\$225.00
<b>TOTAL REIMBURSEMENT</b> (Up to 10 days of service per month per Ordinance No. 105)			\$2,250.00
Total No. of Meetings Attended			12
Total No. of Meetings Paid			10

DIRECTOR  
SIGNATURE

*Stephen J. Elie*  
 President Elie

Approved by:

*Jasmin Hall*  
 Jasmin Hall  
 Secretary/Treasurer

**DIRECTOR PAYSHEET FOR IEUA  
ON WATERMASTER BOARD**

STEVEN J. ELIE  
EMPLOYEE NO. 1175  
ACCOUNT NO. 10200 110100 100000 501010

**JUNE 2017**

DATE	TYPE OF MEETING	ATTENDANCE	TOTAL COMPENSATION
06-22-17	CBWM Board Meeting	Yes*	\$-0-

<b>TOTAL REIMBURSEMENT</b> Up to 10 days of service per month per Ordinance No. 105 (i.e., \$100.00 – difference between Watermaster \$125.00 and Agency meetings \$225.00), including District meetings	\$-0-
Total No. of Watermaster Meetings Attended	1
Total No. of Watermaster Meetings Paid	0

**\*Decline IEUA portion**

DIRECTOR SIGNATURE 

Approved by:   
Jasmin Hall  
Secretary/Treasurer

# Attachment 6

## Payroll-Net Pay-Employees

Non-Board Members	PPE 14 Checks	PP 14 EFTs	PP 15 Checks	PP 15 EFTs	July
<b>NET PAY to Employees</b>	<b>\$0.00</b>	<b>\$707,552.55</b>	<b>\$0.00</b>	<b>\$728,910.46</b>	<b>\$1,436,463.01</b>

# INLAND EMPIRE UTILITIES AGENCY

PAYROLL FOR JULY 7, 2017

PRESENTED AT BOARD MEETING ON SEPTEMBER 20, 2017

GROSS PAYROLL COSTS	\$1,297,076.48
DEDUCTIONS	(\$589,523.93)
NET PAYROLL	<u>\$707,552.55</u>

CHECKS USED	
TOTAL CHECKS PROCESSED	0
PAYROLL DIRECT DEPOSIT PROCESSED	<u>362</u>
TOTAL PAYROLL PROCESSED	362



# INLAND EMPIRE UTILITIES AGENCY

PAYROLL FOR JULY 21, 2017

PRESENTED AT BOARD MEETING ON SEPTEMBER 20, 2017

GROSS PAYROLL COSTS	\$1,330,897.77
DEDUCTIONS	(\$601,987.31)
NET PAYROLL	<u>\$728,910.46</u>

CHECKS USED	
TOTAL CHECKS PROCESSED	0
PAYROLL DIRECT DEPOSIT PROCESSED	<u>363</u>
TOTAL PAYROLL PROCESSED	363

**ACTION  
ITEM**

**2A**

---

**Date:** September 20, 2017

**To:** The Honorable Board of Directors

*Chris Berch*  
**From:** P. Joseph Grindstaff, General Manager

**Committee:** Engineering, Operations & Water Resources  
Finance & Administration

09/13/17

09/13/17

**Executive Contact:** Chris Berch, Executive Manager of Engineering/AGM

**Subject:** San Sevaine Basin Improvements Construction Contract Award

---

**Executive Summary:**

The San Sevaine Basin Improvements, Project No. EN13001, part of the Recharge Master Plan Update Projects, will construct a pump station at the southern area of San Sevaine Basin 5 and install piping towards Basins 1, 2, and 3. This will allow captured stormwater to be moved to a more efficient basins for recharge. The project will also increase recycled water use for groundwater recharge during the dry seasons. This project will benefit the region's groundwater system by providing approximately an additional 600 acre-feet of storm water and 4,100 acre-feet of recycled water. The improvements are within San Bernardino County Flood Control District's property. Due to the recycled water component, this project is 50-percent cost shared with Chino Basin Watermaster. Additionally, \$1,125,000 of the total project is funded by grants from California Department of Water Resources and United States Department of the Interior's Bureau of Reclamation.

On February 6, 2017, IEUA pre-qualified 17 general contractors to bid on the project. On March 16, 2017, IEUA released an invitation for bids to the eligible contractors through PlanetBids. On July 13, 2017, seven bids were received. Gwinco Construction & Engineering was deemed the lowest responsive bidder with a bid price of \$3,873,029.

---

**Staff's Recommendation:**

1. Award a construction contract for the San Sevaine Basin Improvements, Project No. EN13001, to Gwinco Construction & Engineering, in the amount of \$ 3,873,029; and
2. Authorize the General Manager to execute the construction contract.

---

**Budget Impact** *Budgeted (Y/N):* Y *Amendment (Y/N):* N *Amount for Requested Approval:*

*Account/Project Name:*

EN13001/San Sevaine Basin Improvements

*Fiscal Impact (explain if not budgeted):*

N/A

---

**Prior Board Action:**

On January 20, 2016, the Board of Directors adopted the California Environmental Quality Act (CEQA) Initial Study/Mitigated Negative Declaration and Mitigation, Monitoring, and Reporting Program.

On May 20, 2015, the Board of Directors approved the consulting engineering services contract award to Dudek.

---

**Environmental Determination:**

Negative Declaration

IEUA processed a Mitigated Negative Declaration for this project. A copy of the Notice of Determination is attached.

---

**Business Goal:**

The San Sevaine Basin Improvements Project is consistent with the IEUA's Business Goal of Water Reliability specifically the Groundwater Recharge objective that IEUA will maximize groundwater recharge projects in the region through strategic, cost-effective partnerships, and development.

---

**Attachments:**

Attachment 1 - Background

Attachment 2 - PowerPoint

Attachment 3 - Construction Contract

Attachment 4 - Negative Declaration

## Background

---

**Subject: San Sevaine Basin Improvements Construction Contract Award**

---

In 2013, IEUA and Chino Basin Watermaster (Watermaster) approved a series of proposed recharge enhancement projects under the Recharge Master Plan Update (RMPU). The San Sevaine Basin Improvements project is a part of the RMPU. This project captures and recharges an additional 600 acre-feet of storm water and 4,100 acre-feet of recycled water for region's groundwater system. The San Sevaine project is 50-percent cost shared between Watermaster and IEUA. The improvements propose to install a pump station at the southern area of the Basin 5 and install piping to Basins 1, 2, and 3. The project will allow for the transfer of captured stormwater at Basin 5 to more efficient recharge basins and increase recycled water use for groundwater recharge during the dry seasons. The project will also allow for better management against midge fly nuisance by minimizing water levels at Basin 5 and effectively transferring the water to higher performing recharge basins. Dudek, the engineering consultant, prepared the construction plans and will provide engineering services during construction.

On February 6, 2017, IEUA pre-qualified 17 general contractors to bid on the project. On March 16, 2017, IEUA released an invitation for bids to the eligible contractors through PlanetBids. On July 13, 2017, the following seven bids were received:

Bidder's Name	Total Price
Gwinco Construction & Engineering, Inc.	\$ 3,873,029
Ferreira DBA Ferreira Coastal Construction Co.	\$ 4,232,282
H & H General Contractors, Inc.	\$ 4,269,200
Canyon Springs Enterprise DBA RSH Construction	\$ 4,528,356
Norstar Plumbing and Engineering, Inc.	\$ 4,979,000
Environment Construction, Inc.	\$ 5,318,848
CDM Constructors, Inc.	\$ 6,176,663
<b>Engineer's Estimate</b>	<b>\$4,265,000</b>

Gwinco Construction & Engineering, Inc. was the lowest responsible and responsive bidder with a bid price of \$3,873,029. Gwinco was pre-qualified by presenting the required experience on performing similar projects with other utilities and cities and showing good workmanship and responsiveness.

The following table is the anticipated project cost:

Description	Estimated Cost
<b>Design Services</b>	<b>\$752,179</b>
Preliminary Design Contract (actual cost)	\$256,000
Design Contract (actual cost)	\$320,028
IEUA Design Services (actual cost)	\$176,151
<b>Construction Services</b>	<b>\$425,800</b>
Design Consultant Construction Services (actual cost)	\$38,800
IEUA Construction Services	\$387,000
<b>Construction</b>	<b>\$4,260,029</b>
Construction Contract (actual cost)	\$3,873,029
Contingency (~10%)	\$ 387,000
<b>Total Project Cost:</b>	<b>\$5,438,008</b>
<b>Basin Monitoring Wells (Separate Action)</b>	<b>\$856,992</b>
<b>Total Project Budget</b>	<b>\$6,460,000</b>
<b>Remaining Budget</b>	<b>\$165,000</b>

The total project budget also supports the Monitoring Well project which will be awarded and constructed separately.

The following is the project schedule:

Project Milestone	Date
Construction Contract Award	September 2017
Construction Completion	September 2018


Fiscal Impact:

If approved, the construction contract for the San Sevaine Basin Improvements, Project No. EN13001, in the amount of \$ 3,873,029, will be within the total project budget of \$ 6,460,000, in the Recycled Water (WC) Fund.

This project is 50-percent cost shared with Chino Basin Watermaster as stipulated within Task Order Agreement No. 8 of the Master Agreement of 2014 between IEUA and Watermaster.

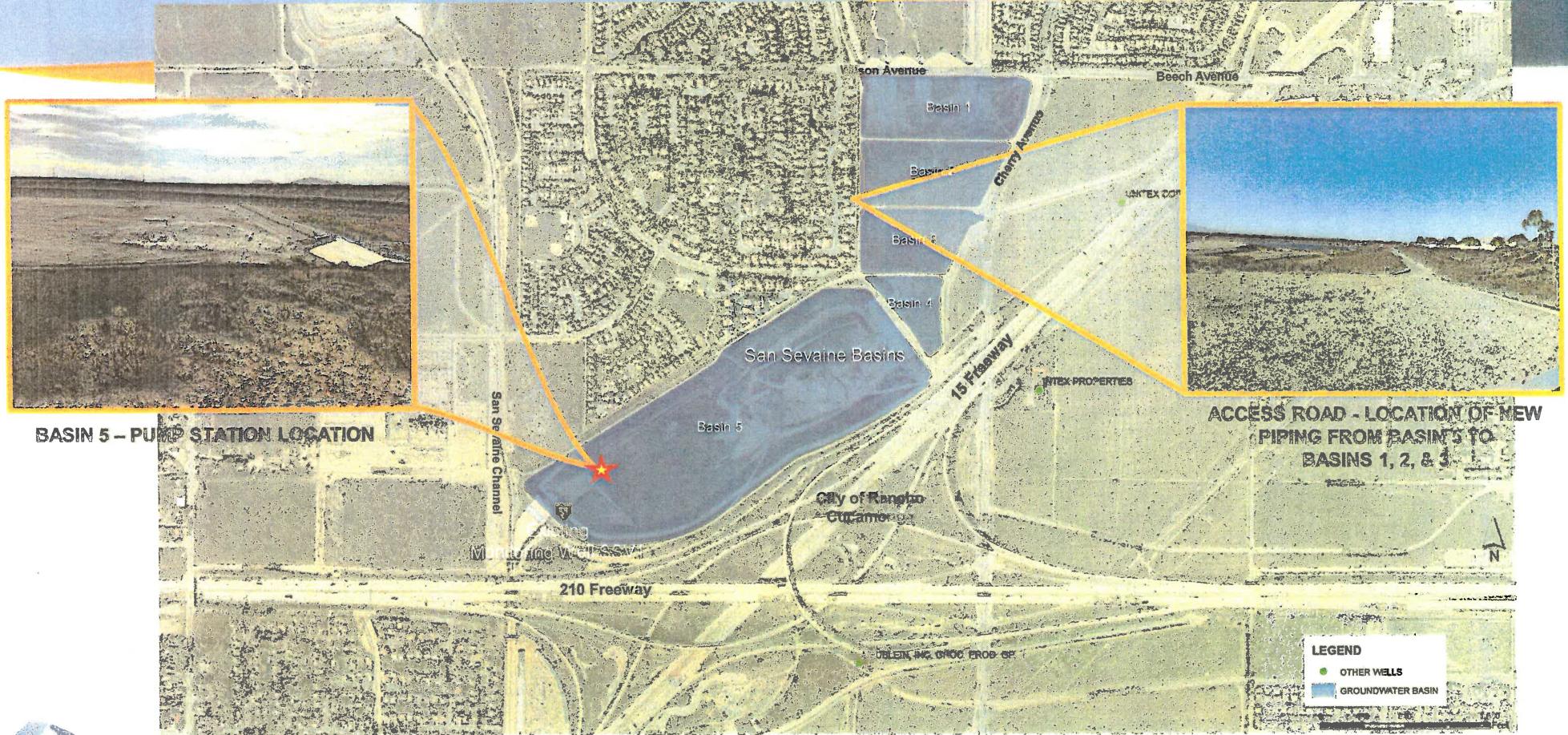
Additionally, \$1,125,000 of the total project budget is funded by grants (from California Department of Water Resources, Santa Ana Watershed Project Authority, and the United States Department of Interior's Bureau of Reclamation) and the remaining by low interest loans from the Clean Water State Revolving Funds.

# San Sevaine Basin Improvements Construction Contract Award Project No. EN13001



Joel Ignacio , P.E.  
September 2017

# Project Location





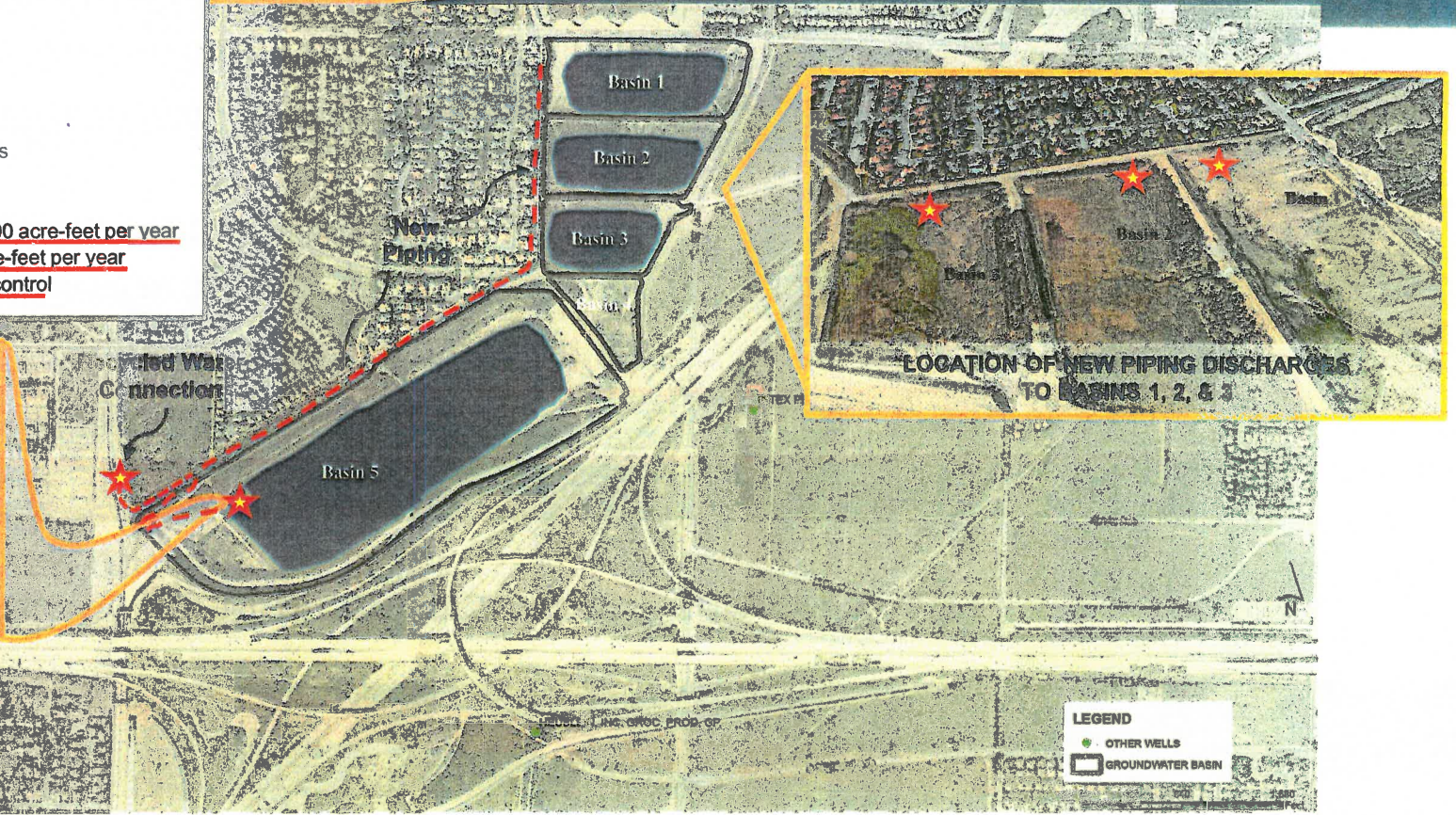
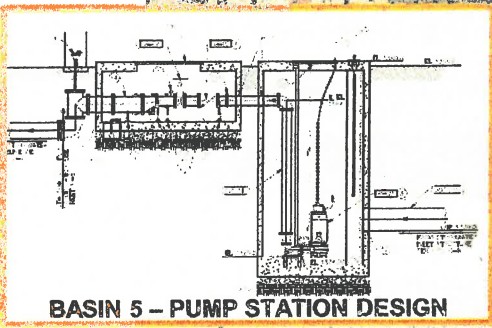
# Project Scope

## Basin Improvements:

- Pump Basin 5 water to upper Basins
  - Install pump station in Basin 5
  - Build conveyance piping to upper basins
- Connect to RW source
  - Uses new piping to recharge upper basins

## Project Benefits:

- Increase storm water recharge to approx. 600 acre-feet per year
- Increase recycled water recharge 4,100 acre-feet per year
- Increase operational flexibility for midge fly control



# Contractor Selection

- Pre-qualified 17 general contractors on February 6, 2017
- Bids received on July 13, 2017:

Bidder's Name	Total
Gwinco Construction & Engineering, Inc.	\$ 3,873,029
Ferreira DBA Ferreira Coastal Construction Co	\$ 4,232,282
H & H General Contractors, Inc.	\$ 4,269,200
Canyon Springs Enterprise DBA RSH Construction	\$ 4,528,356
Norstar Plumbing and Engineering, Inc	\$ 4,979,000
Environment Construction, Inc.	\$ 5,318,848
CDM Constructors, Inc.	\$ 6,176,663
<b>Engineer's Estimate</b>	<b>\$4,265,000</b>

# Project Budget and Schedule

Description	Estimated Cost	Project Milestone	Date
<b>Design Services</b>	<b>\$752,179</b>	Construction Contract Award	September 2017
Preliminary Design Contract (actual cost)	\$256,000	Construction Completion	September 2018
Design Contract (actual cost)	\$320,028		
IEUA Design Services	\$176,151		
<b>Construction Services</b>	<b>\$425,800</b>		
Design Consultant Construction Services (actual cost)	\$38,800		
IEUA Construction Services	\$387,000		
<b>Construction</b>	<b>\$4,260,029</b>		
Construction Contract	\$3,873,029		
Contingency (10%)	\$387,000		
<b>Total Project Cost</b>	<b>\$5,438,008</b>		
<b>Basin Monitoring Wells</b>	<b>\$856,992</b>		
<b>Total Project Budget</b>	<b>\$6,460,000</b>		
<b>Remaining Budget</b>	<b>\$165,000</b>		

The monitoring wells project to be awarded and constructed separately

## Recommendation

- Authorize the construction contract for the San Sevaine Basin Improvements, Project No. EN13001, to Gwinco Construction & Engineering, in the amount of \$ 3,873,029; and
- Authorize the General Manager to execute the construction contract.

The San Sevaine Basin Improvements Project is consistent with the **IEUA's Business Goal of Water Reliability** specifically the Groundwater Recharge objective that IEUA will maximize groundwater recharge projects in the region through strategic, cost-effective partnerships, and development.

## SAN SEVAINE BASIN IMPROVEMENTS CONTRACT

THIS CONTRACT, made and entered into this \_\_\_\_ day of \_\_\_\_\_, 20\_\_\_\_, by and between Gwinco Construction and Engineering, Inc., hereinafter referred to as "Contractor," and The Inland Empire Utilities Agency, a Municipal Water District, located in San Bernardino County, California, hereinafter referred to as "Agency".

### WITNESSETH:

That for and in consideration of the promises and agreements hereinafter made and exchanged, the Agency and the Contractor agree as follows:

1. Contractor agrees to perform and complete in a workmanlike manner, all work required under the bidding schedule of said Agency's specifications entitled SPECIFICATIONS FOR San Sevaime Basin Improvements Project No. EN13001, in accordance with the specifications and drawings, and to furnish at their own expense, all labor, materials, equipment, tools, and services necessary, except such materials, equipment, and services as may be stipulated in said specifications to be furnished by said Agency, and to do everything required by this Contract and the said specifications and drawings.
2. For furnishing all said labor, materials, equipment, tools, and services, furnishing and removing all plant, temporary structures, tools and equipment, and doing everything required by this Contract and said specifications and drawings; also for all loss and damage arising out of the nature of the work aforesaid, or from the action of the elements, or from any unforeseen difficulties which may arise during the prosecution of the work until its acceptance by said Agency, and for all risks of every description connected with the work; also for all expenses resulting from the suspension or discontinuance of work, except as in the said specifications are expressly stipulated to be borne by said Agency; and for completing the work in accordance with the requirements of said specifications and drawings, said Agency will pay and said Contractor shall receive, in full compensation therefore, the price(s) set forth in this Contract.
3. That the Agency will pay the Contractor progress payments and the final payment, in accordance with the provisions of the contract documents, with warrants drawn on the appropriate fund or funds as required, at the prices bid in the Bidding and Contract Requirements, Section C - Bid Forms and accepted by the Agency, and set forth in this below.

Total Bid Price \$ 3,873,029 \_\_\_\_\_ Dollars

Total Bid Price \$ Three million eight hundred seventy-three thousand twenty-nine Dollars

If this is not a lump sum bid and the contract price is dependent upon the quantities constructed, the Agency will pay and said Contractor shall receive, in full compensation for the work the prices named in the Bidding and Contract Requirements, Section C - Bid

Forms.

4. The Agency hereby employs the Contractor to perform the work according to the terms of this Contract for the above-mentioned price(s), and agrees to pay the same at the time, in the manner, and upon the conditions stipulated in the said specifications; and the said parties for themselves, their heirs, executors, administrators, successors, and assigns, do hereby agree to the full performance of the covenants herein contained.
5. The Notice Inviting Bids, Instructions to Bidders, Bid Forms, Information Required of Bidder, Performance Bond, Payment Bond, Contractors License Declaration, Specifications, Drawings, all General Conditions and all Special Conditions, and all addenda issued by the Agency with respect to the foregoing prior to the opening of bids, are hereby incorporated in and made part of this Contract, as if fully set forth.
6. The Contractor agrees to commence work under this Contract on or before the date to be specified in a written "Notice to Proceed" and to complete said work to the satisfaction of the Agency Three hundred sixty-five (365) calendar days after award of the Contract. All work shall be completed before final payment is made.
7. Time is of the essence on this Contract.
8. Contractor agrees that in case the work is not completed before or upon the expiration of the contract time, damage will be sustained by the Agency, and that it is and will be impracticable to determine the actual damage which the Agency will sustain in the event and by reason of such delay, and it is therefore agreed that the Contractor shall pay to the Agency the amount of Four thousand dollars (\$4,000) for each day of delay, which shall be the period between the expiration of the contract time and the date of final acceptance by the Agency, as liquidated damages and not as a penalty. It is further agreed that the amount stipulated for liquidated damages per day of delay is a reasonable estimate of the damages that would be sustained by the Agency, and the Contractor agrees to pay such liquidated damages as herein provided. In case the liquidated damages are not paid, the Contractor agrees that the Agency may deduct the amount thereof from any money due or that may become due to the Contractor by progress payments or otherwise under the Contract, or if said amount is not sufficient, recover the total amount.

In addition to the liquidated damages, which may be imposed if the Contractor fails to complete the work within the time agreed upon, the Agency may also deduct from any sums due or to become due the Contractor, liquidated damages in accordance with the Bidding and Contract Requirements, Section B - Instruction to Bidders, Part 5.0 "Liquidated Damages", for any violation of the General Conditions, Section D - Contractor's Responsibilities, Part 8, "Law and Regulations"; Bidding and Contract Requirements Contract Section D - Contract and Relevant Documents, Part 1.0, Paragraphs 9 through 11; General Conditions, Section D - Contractor's Responsibilities, Part 4.0, "Labor, Materials and Equipment"; General Conditions Section D - Contractor's Responsibilities, Part 12.0, "Safety and Protection" or General Conditions Section H - Legal Responsibilities, Part 8.0, "Disturbance of the Peace". That the Contractor will pay, and will require subcontractors to pay, employees on the work a salary or wage at least equal to the prevailing salary or wage established for such work as set forth in the wage determinations and wage standards applicable to this work, contained in or referenced in the contract documents.

9. That, in accordance with Section 1775 of the California Labor Code, Contractor shall forfeit to the Agency, as a penalty, not more than Fifty (\$50.00) Dollars for each day, or portion thereof, for each worker paid, either by the Contractor or any subcontractor, less than the prevailing rates as determined by the Director of the California Department of Industrial Relations for the work.
10. That, except as provided in Section 1815 of the California Labor Code, in the performance of the work not more than eight (8) hours shall constitute a day's work, and not more than forty (40) hours shall constitute a week's work; that the Contractor shall not require more than eight (8) hours of labor in a day nor more than forty hours of labor in a week from any person employed by the Contractor or any subcontractor; that the Contractor shall conform to Division 2, Part 7, Chapter 1, Article 3 (Section 1810, et seq.) of the California Labor Code; and that the Contractor shall forfeit to the Agency, as a penalty, the sum of Twenty-Five (\$25.00) Dollars for each worker employed in the execution of the work by Contractor or any subcontractor for each day during which any worker is required or permitted to labor more than eight (8) hours in violation of said Article 3.
11. That the Contractor shall carry Workers' Compensation Insurance and require all subcontractors to carry Workers' Compensation Insurance as required by the California Labor Code.
12. That the Contractor shall have furnished, prior to execution of the Contract, two bonds approved by the Agency, one in the amount of one hundred (100) percent of the contract price, to guarantee the faithful performance of the work, and one in the amount of one hundred (100) percent of the contract price to guarantee payment of all claims for labor and materials furnished.
13. The Contractor hereby agrees to protect, defend, indemnify and hold the Agency and its employees, agents, officers, directors, servants and volunteers free and harmless from any and all liability, claims, judgments, costs and demands, including demands arising from injuries or death of persons (including employees of the Agency and the Contractor) and damage to property, arising directly or indirectly out of the obligation herein undertaken or out of the operations conducted by the Contractor, its employees agents, representatives or subcontractors under or in connection with this Contract.

The Contractor further agrees to investigate, handle, respond to, provide defense for and defend any such claims, demands or suit at the sole expense of the Contractor.

IN WITNESS, WHEREOF, The Contractor and the General Manager of Inland Empire Utilities Agency\*, thereunto duly authorized, have caused the names of said parties to be affixed hereto, each in duplicate, the day and year first above written.

Inland Empire Utilities Agency, \*  
Contractor San Bernardino County, California.

By \_\_\_\_\_  
General Manager

Gwinco Construction & Engineering, Inc.

By   
Title: President

\*Municipal Water District





State of California - Department of Fish and Wildlife  
**2016 ENVIRONMENTAL FILING FEE CASH RECEIPT**  
 DFW 753.5a (Rev. 12/15/15) Previously DFG 753.5a

RECEIPT NUMBER: 36 — 01212016 — 29
STATE CLEARINGHOUSE NUMBER (If applicable) 2015101054

SEE INSTRUCTIONS ON REVERSE. TYPE OR PRINT CLEARLY.

LEAD AGENCY Inland Empire Utilities Agency	LEAD AGENCY EMAIL N/A	DATE 01/21/2016
COUNTY/STATE AGENCY OF FILING San Bernardino	DOCUMENT NUMBER N/A	

PROJECT TITLE  
San Sevaine Basin Development Project

PROJECT APPLICANT NAME Inland Empire Utilities Agency	PROJECT APPLICANT EMAIL N/A	PHONE NUMBER (909) 993-1913
--	--------------------------------	--------------------------------

PROJECT APPLICANT ADDRESS 6075 Kimball Ave	CITY Chino	STATE CA	ZIP CODE 91708
---	---------------	-------------	-------------------

PROJECT APPLICANT (Check appropriate box)

Local Public Agency   
  School District   
  Other Special District   
  State Agency   
  Private Entity

CHECK APPLICABLE FEES:

<input type="checkbox"/> Environmental Impact Report (EIR)	\$3,070.00	\$	0.00
<input checked="" type="checkbox"/> Mitigated/Negative Declaration (MND)(ND)	\$2,210.25	\$	2,210.25
<input type="checkbox"/> Certified Regulatory Program document (CRP)	\$1,043.75	\$	0.00

- Exempt from fee  
 Notice of Exemption (attach)  
 CDFW No Effect Determination (attach)  
 Fee previously paid (attach previously issued cash receipt copy)

<input type="checkbox"/> Water Right Application or Petition Fee (State Water Resources Control Board only)	\$850.00	\$	0.00
<input checked="" type="checkbox"/> County documentary handling fee		\$	50.00
<input type="checkbox"/> Other		\$	

PAYMENT METHOD: #9382

Cash   
  Credit   
  Check   
  Other

TOTAL RECEIVED \$ 2,260.25

SIGNATURE X <i>Melissa Crowell</i>	AGENCY OF FILING PRINTED NAME AND TITLE Melissa Crowell, Deputy Clerk
---------------------------------------	--

## NOTICE OF DETERMINATION

To: Office of Planning and Research  
1400 Tenth Street, Room 121  
Sacramento, CA 95814

From: Inland Empire Utilities Agency  
6075 Kimball Avenue  
Chino, CA 91708

and

San Bernardino County  
Clerk of the Board of Supervisors  
385 N. Arrowhead Avenue, 2<sup>nd</sup> Floor  
San Bernardino, CA 92415

Subject: Filing of Notice of Determination in compliance with Section 21108 or 21152 of the Public Resources Code.

### SAN SEVAINE BASIN DEVELOPMENT PROJECT

Project Title

SCH #2015101054	Joel Ignacio, P.E.	(909) 993-1913
State Clearinghouse Number	Lead Agency Contact Person	Area Code/Telephone/Extension

#### Project Location:

The proposed project is located in the City of Rancho Cucamonga, San Bernardino County, California. The proposed project sites are existing, south of Wilson Avenue; west of Interstate 15; and northwest of the Interstate 210 and Interstate 15 interchange. The project is located within Section 26 and 27, Township 1 North, Range 6 West, San Bernardino Baseline and Meridian, as depicted on the USGS – Devore Quadrangle, 7.5 Minute Series topographic map.

#### Project Description:

The Inland Empire Utilities Agency (IEUA) and the Chino Basin Watermaster (CBWM) are proposing the San Sevaire Basin Improvements Project (proposed project). The objective of this project is to increase the amount of recycled water (RW) and stormwater recharged into the Chino Groundwater Basin, specifically at the San Sevaire Basins located immediately north and west of the Interstate 210 and Interstate 15 interchange in the City of Rancho Cucamonga, San Bernardino County.

The existing San Sevaire Basins (Basins) consist of five individual basins covering approximately 130 acres. The Basins consist of five, soft-bottomed basins along San Sevaire Creek. Each basin has inlet and outlet structures that allow the capture and recharge of various types of water sources. The primary mode of conveyance between Basins is surface transfer, which restricts the operational flexibility of the system. These Basins are dual-use facilities which serve flood control and groundwater recharge functions. Currently, a total of 500 acre-feet per year (AFY) of RW and 300 AFY of stormwater (on average) is infiltrated into the groundwater basins at this location. The recommended Basins improvements will allow up to an estimated 8,100 AFY of additional RW, and up to an additional 2,700 AF of stormwater to be recharged at this location.

The Basins are owned by the San Bernardino County Flood Control District (SBCFCD). They were originally constructed for flood control mitigation to attenuate peak storm flows, but are now operated as multipurpose basins under a Four Party Agreement between SBCFCD, IEUA, CBWM, and the Chino Basin Water Conservation District (CBWCD) (stakeholders). The stakeholders previously invested in improvements of the Basins to allow them to be used for groundwater recharge. They were modified to allow the capture and recharge of stormwater and supplemental water (supplemental water consists of imported water and recycled water) in a conjunctive use program.

#### DATE FILED & POSTED

Posted On: 1/21/16

Removed On: 3/4/16

Receipt No: 3e-01212016-029

**Notice of Determination**  
**Page 2 of 2**


This is to advise that the Inland Empire Utilities Agency has approved the above described

Lead Agency  Responsible Agency

project on Jan 20, 2016 and has made the following determination regarding the project:  
(Date)

1. The project  will  will not have a significant effect on the environment.
2.  An Environmental Impact Report was prepared for this project pursuant to the provisions of CEQA.  
 A Mitigated Negative Declaration was prepared for this project pursuant to the provisions of CEQA.
3. Mitigation measures  were  were not made a condition of the approval of the project and a Mitigation Monitoring and Reporting Plan was adopted.
4. A Statement of Overriding Considerations  was  was not adopted for this project.

This is to certify that the Mitigated Negative Declaration/Initial Study and record of project approval is available to the general public at:

Inland Empire Utilities Agency located at 6075 Kimball Avenue, Chino, CA 91708  
\_\_\_\_\_  
  
Signature P. Joseph Grindstaff Title General Manager Date 1/20/16

## MITIGATED NEGATIVE DECLARATION

**Lead Agency:** Inland Empire Utilities Agency  
6075 Kimball Avenue  
Chino, CA 91708

**Contact:** Joel Ignacio, P.E.  
**Phone:** (909) 993-1913  
**Email:** jignacio@ieua.org

**Project Title:** SAN SEVAINE BASIN DEVELOPMENT PROJECT

**State Clearinghouse Number:** SCH#2015101054

**Project Location:** The proposed project is located in the City of Rancho Cucamonga, San Bernardino County, California. The proposed project sites are existing, south of Wilson Avenue; west of Interstate 15; and northwest of the Interstate 210 and Interstate 15 interchange. The project is located within Section 26 and 27, Township 1 North, Range 6 West, San Bernardino Baseline and Meridian, as depicted on the USGS – Devore Quadrangle, 7.5 Minute Series topographic map.

**Project Description:** The Inland Empire Utilities Agency (IEUA) and the Chino Basin Watermaster (CBWM) are proposing the San Sevaive Basin Improvements Project (proposed project). The objective of this project is to increase the amount of recycled water (RW) and stormwater recharged into the Chino Groundwater Basin, specifically at the San Sevaive Basins located immediately north and west of the Interstate 210 and Interstate 15 interchange in the City of Rancho Cucamonga, San Bernardino County.


The existing San Sevaive Basins (Basins) consist of five individual basins covering approximately 130 acres. The Basins consist of five, soft-bottomed basins along San Sevaive Creek. Each basin has inlet and outlet structures that allow the capture and recharge of various types of water sources. The primary mode of conveyance between Basins is surface transfer, which restricts the operational flexibility of the system. These Basins are dual-use facilities which serve flood control and groundwater recharge functions. Currently, a total of 500 acre-feet per year (AFY) of RW and 300 AFY of stormwater (on average) is infiltrated into the groundwater basins at this location. The recommended Basins improvements will allow up to an estimated 8,100 AFY of additional RW, and up to an additional 2,700 AF of stormwater to be recharged at this location.

**Finding:** Inland Empire Utilities Agency's (IEUA) decision to implement this proposed project is a discretionary decision or "project" that requires evaluation under the California Environmental Quality Act (CEQA). Based on the information in the project Initial Study, LACSD has made a *preliminary* determination that a Mitigated Negative Declaration will be the appropriate environmental determination for this project to comply with CEQA.

**Initial Study:** Copies of the Mitigated Negative Declaration/Initial Study are available for public review at the Copies of the Mitigated Negative Declaration/Initial Study are available for review at the IEUA's office located at 6075 Kimball Avenue, Chino, CA 91708. The proposed Mitigated Negative Declaration was available for public review and comment from October 16, 2015 to November 16, 2015.

**Mitigated Negative Declaration**  
**Page 2 of 2**

**Mitigation Measures:** All mitigation measures identified in the Initial Study are summarized on pages 53-55 and are proposed for adoption as conditions of the project. These measures will be implemented through a mitigation monitoring and reporting program if the Mitigated Negative Declaration is adopted.

  
Signature

General Manager  
Title

1/20/16  
Date

**ACTION  
ITEM**

**2B**

**Date:** September 20, 2017

**To:** The Honorable Board of Directors

**Committee:** Finance & Administration

*Chris [unclear] for JB*  
**From:** P. Joseph Grindstaff, General Manager

09/13/17

**Executive Contact:** Christina Valencia, Executive Manager of Finance & Administration/AGM

**Subject:** City of Rialto Compensation Agreements

**Executive Summary:**

Pursuant to redevelopment agency dissolution legislation per Health and Safety Code Sections 34180(f) and 34191.5 and the Long Range Property Management Plan prepared by the Successor Agency to the former City of Rialto Redevelopment Agency and approved by the California Department of Finance, the City of Rialto requests approval of compensation agreements with each affected taxing entity for the proposed future use of the following three (3) properties: (1) Public Park Property in Renaissance Specific Plan area (governmental use), (2) Fire Station #205 Property (governmental use), and (3) Area A Property (non-governmental use) - sold to Lewis-Hillwood Rialto Company, LLC on January 10, 2017 for \$1,251,827.56.

No compensation is deemed to be due and payable to affected taxing entities for proposed governmental use properties #1 and #2. Compensation on property #3 will be based on appraised fair market value and distributed amongst affected taxing entities based on the allocation percentages detailed on Exhibit B of Area A Compensation Agreement. The Agency's estimated portion is \$6,800.00.

**Staff's Recommendation:**

1. Approve the Compensation Agreements, substantially in its final form, between the City of Rialto (City), IEUA, and other affected taxing entities for the transfer of property commonly known as "Area A" for future development (non-governmental use), and "Fire Station #205" and "Public Park" to be retained for governmental use; and
2. Authorize the General Manager or his designee, to execute the final Compensation Agreements subject to non-substantive changes.

**Budget Impact** *Budgeted* (Y/N): N *Amendment* (Y/N): N *Amount for Requested Approval:*

*Account/Project Name:*

**Fiscal Impact** *(explain if not budgeted):*

Proceeds received from disposition of property "Project A" for future development will increase Agency fund reserves.

**Prior Board Action:**

On May 19, 2016 the Board approved Compensation Agreements between San Bernardino County Successor Agency, IEUA, and other affected taking entities for the transfer of property to the County of San Bernardino for governmental use (Fire Station) and future development (Rosemary and Iris site and Cherry and Randall site).

---

**Environmental Determination:**

Not Applicable

---

**Business Goal:**

Supports IEUA Business Practices goal to collaborate with local businesses and agencies to promote economic development in the region.

---

**Attachments:**

Attachment 1 - Background

Attachment 2 - City of Rialto Letter to IEUA

Attachment 3 - Compensation Agreement for Area A Property (non-governmental use)

Attachment 4 - Compensation Agreement for Public Park Property in Renaissance Specific Plan area (governmental use)

Attachment 5 - Compensation Agreement for Fire Station #205 Property (governmental use)



# Background

Subject: City of Rialto Compensation Agreements

Effective February 1, 2012 redevelopment agencies were dissolved following the State Supreme Court upholding of AB X1 26. Successor agencies were established to implement the dissolution of their respective redevelopment agencies, including payment of enforceable obligations and disposal of non-housing property and assets. Successor agencies were required to submit a Long-Range Property Management Plan (LRPMP) to the Department of Finance (DOF) and respective Oversight Board for approval by January 1, 2016. The LRPMP is intended to address the disposition and use of the real properties of the former redevelopment agency. On March 10, 2015, the DOF approved the City of Rialto’s Successor Agency’s LRPMP.

All three properties are being transferred to the City of Rialto (City). As summarized in the table below, the City is designating the Public Park and Fire Station properties for governmental use and Area A property is being sold to Lewis-Hillwood Rialto Company, LLC (the “First LHR Transfer”) pursuant to a contract sale dated January 10, 2017.

### Proposed Property Disposal

Property	Acres	Valuation	Proposed Disposal	IEUA Estimated Share
<b>Public Park– *LRPMP #9 Ayala/Baseline Industrial Park</b>	~10.38	\$3,166,289	Governmental Use	N/A
<b>Fire Station #205- LRPMP #5</b>	.76	\$224,000	Governmental Use	N/A
<b>Area A - LRPMP #14 210 Freeway Frontage</b>	~58.02	\$1,251,828 (Sale Amount)	Future Development	~\$6,800 based on allocation percentage of 0.005428826

\*Long Range Property Management Plan

In accordance with Health and Safety Code Section 34171(k), the City is required to enter into compensation agreements with each affected taxing entity. Any proceeds from the disposal of property for non-governmental use are to be distributed to affected taxing entities based on their respective tax allocation rate as calculated by the County Tax/Assessor (Exhibit B). The Agency’s share of the proceeds from the sale of Area A property are estimated at \$6,800.00.

The Compensation Agreements were reviewed by the Agency’s special counsel, Mark Austin of Rutan and Tucker, LLP. Attached are copies of the Compensation Agreements substantially to its final form and excerpts from the LRPMP for the three properties.

## Attachment 2

City of Rialto Letter to IEUA



# CITY OF RIALTO

August 7, 2017

Joe Grindstaff, General Manager  
Inland Empire Utilities Agency  
P.O. Box 9020  
Chino Hills, CA 91709

**RE: Taxing Entity Compensation Agreements for Properties of the Former  
Redevelopment Agency of the City of Rialto**

Dear Mr. Grindstaff:

Attached for your consideration are three (3) taxing entity compensation agreements corresponding to three (3) properties of the Former Redevelopment Agency of the City of Rialto ("Former Agency"):

1. Public Park Property in Renaissance Specific Plan area (governmental use)
2. Fire Station #205 Property (governmental use)
3. Area A Property (non-governmental use).

In accordance with redevelopment agency dissolution legislation per Health and Safety Code ("HSC") Sections 34180(f) and 34191.5 and pursuant to the Long Range Property Management Plan prepared by the Successor Agency to the Former Agency and approved by the Department of Finance, it is the intention of the City of Rialto ("City") to enter into compensation agreements with each affected taxing entity corresponding to the proposed future use of each of the three (3) properties.

Given the proposed governmental use of Properties #1 (Public Park) and #2 (Fire Station #205) consistent with HSC Section 34181(a)(1), no compensation is deemed to be due and payable to affected taxing entities. Given the proposed non-governmental use of Property #3 (Area A), compensation is deemed to be due and payable to affected taxing entities based on appraised fair market value as detailed in the Area A Compensation Agreement enclosed herein.

**Development Services Department**  
**150 South Palm Avenue, Rialto, California 92376**  
**(909) 820-8014**

Please contact me (909-820-8014 or [jdutrey@rialto.ca.gov](mailto:jdutrey@rialto.ca.gov)) or Joseph Dieguez at Kosmont Companies, our economic development advisor (347-731-5307 or [jdieguez@kosmont.com](mailto:jdieguez@kosmont.com)) at your convenience with any questions.

The City requests execution of compensation agreements by **September 15, 2017**. You can send the executed agreements to me at:

City of Rialto  
Development Services Department  
Attn. John Dutrey  
150 S. Palm Avenue  
Rialto, CA 92376

Sincerely,



John Dutrey  
Project Manager

**Attachments:**

- Compensation Agreement (Public Park in Renaissance Specific Plan area)
- Compensation Agreement (Fire Station 205)
- Compensation Agreement (Area A Property)

# Attachment 3

## Compensation Agreement for Area A Property (non-governmental use)

Draft

**COMPENSATION AGREEMENT  
(AREA A)**

This **COMPENSATION AGREEMENT (AREA A)** (this “Compensation Agreement”), dated as of **September 1, 2017**, is entered into by and between the CITY OF RIALTO (the “City”) on the one hand, and the COUNTY OF SAN BERNARDINO (with respect to the County General Fund, Flood Control Zone 2, Flood Control Admin 1 & 2, and County Free Library), Education Revenue Augmentation Fund, Superintendent of Schools, San Bernardino Community College, Rialto Unified School District, Inland Empire Joint Resource Conservation District, San Bernardino Valley Municipal Water, Chaffey Community College, Fontana Unified School District, West Valley Water District, Inland Empire Utilities Agency, and the City of Rialto, as a taxing entity, on the other hand (each a “Taxing Entity” and collectively, the “Taxing Entities”). The Taxing Entities and the “City” are the “Parties,” with each being a “Party”.

**RECITALS:**

A. Pursuant to AB X1 26 (enacted in June 2011), as modified by the California Supreme Court’s decision in *California Redevelopment Association, et al. v. Ana Matosantos, et al.*, 53 Cal.4th 231(2011) (*Matosantos*), the Redevelopment Agency of the City of Rialto (the “Former Agency”) was dissolved as of February 1, 2012, the Successor Agency was established, and an oversight board to the Successor Agency (the “Oversight Board”) was established.

B. Pursuant to Health and Safety Code Section 34175(b) and the California Supreme Court’s decision in *Matosantos*, on February 1, 2012, properties of the Former Agency transferred to the control of the Successor Agency to the Redevelopment Agency of the City of Rialto (the “Successor Agency”) by operation of law, including the property described in **Exhibit A-1** attached hereto and incorporated herein by reference (the “Area A Property”).

C. Pursuant to Health and Safety Code Section 34191.5(b), the Successor Agency prepared an amended long-range property management plan (the “LRPMP”) which addresses the disposition and use of the properties of the Former Agency, and by letter dated March 10, 2015, the Department of Finance (the “DOF”) approved the Successor Agency’s use or disposition of the properties listed in the LRPMP. The Area A Property, identified as Project 14 in the LRPMP, is designated as a City Disposition Property, as described in Recital D, below.

D. As a property that was initially subject to an enforceable obligation but which, pursuant to Section III.C of the LRPMP, became a City Disposition Property, the Area A Property was transferred by the Successor Agency from the Community Redevelopment Property Trust Fund (“Trust Fund”) to the City. The LRPMP also provides that the City will enter into a compensation agreement with respect to all of the City Disposition Properties, including the Area A Property with all of the affected taxing entities, as defined in Health and Safety Code Section 34171(k). The County and other parties to this Agreement are affected taxing entities. The complete list of the Taxing Entities, including the address of each is shown on **Exhibit C** and the Applicable Tax Rate of each is shown on **Exhibit B**, each of which is attached hereto and incorporated herein by reference.

E. By grant deed dated March 13, 2017, the City transferred a portion of the Area A Property as described in Exhibit A-1 as Area A-3 and Area A-4 to Lewis-Hillwood Rialto Company, LLC (the "First LHR Transfer") pursuant to that certain Area A Contract of Sale dated January 10, 2017 ("Area A Contract"). The LHR Transfer occurred pursuant to an escrow with First American Title Company ("Escrow Agent") in accordance with the LRPMP. The purchase price for the First LHR Transfer under the Area A Contract was One Million Two Hundred Fifty-One Thousand Eight Hundred Twenty-Seven Dollars Fifty-Six Cents (\$1,251,827.56) of which constitute the Applicable Net Purchase Price (defined in Section 2.A below) and are being held by the Escrow Agent for distribution pursuant to this Agreement.

F. The parties intend that this Agreement govern each subsequent transfer of the Area A Property retained by the City and identified herein as the "Remainder Property", as described in **Exhibit A-1** as Area A-1 and Area A-2 attached hereto and incorporated herein by reference, which shall be conveyed pursuant to the terms of the Area A Contract.

G. To promote the public interest, the Taxing Entities and the City are entering into this Compensation Agreement to provide for the City to compensate the Taxing Entities with respect to the Area A Property in accordance with the terms of this Compensation Agreement.

**NOW THEREFORE, IN CONSIDERATION OF THE COMPENSATION, BOTH MONETARY AND NONMONETARY, AND THE COVENANTS PROVIDED HEREIN, THE PARTIES HERETO AGREE AS FOLLOWS:**

Section 1. Recitals. The above recitals are true and correct and are a substantive part of this Compensation Agreement.

Section 2. Transfer; Compensation. The Successor Agency has conveyed all of its interest in and to the Area A Property to the City and the City conveyed a portion of its interest in the Area A Property through the First LHR Transfer pursuant to the Area A Contract and continues to hold a fee interest in the Remainder Property. In accordance with Health and Safety Code Sections 34179(h)(1)(D) and (E), and Section 34191.5(f), no further approval of the Oversight Board or the DOF are necessary. Each subsequent transfer of any portion of the Remainder Property pursuant to the Area Contract shall be subject to the terms of this Agreement.

The City has transferred a portion of the Area A Property to LHR and will transfer the Remainder Property to LHR, all pursuant to the Area A Contract, subject to the following agreement of the Parties as to compensation to be paid by the City with respect to the Area A Property:

- A. The Parties acknowledge that the Purchase Price for the Remainder Property has been established pursuant to the Area A Contract, based on an appraisal that identifies the value of the separate component properties comprising the Remainder Property. The "Applicable Purchase Price" shall mean the applicable fair market value of the portion of the Remainder Property being transferred under the Area Contract, based on the value identified in the Area A Contract. Notwithstanding anything to the contrary, the City may in its discretion, transfer the Property for the

then current fair market value as determined by a third party appraisal performed in accordance with the Uniform Standards of Professional Appraisal Practice.

- B. The compensation to be paid by the City to each Taxing Entity with respect to the Area A Property is established by multiplying the Applicable Tax Rate by the Applicable Net Purchase Price for each parcel within Area A Property (the "Compensation Amount"). The Applicable Tax Rate" is the tax rate for each of the Taxing Entities as provided by the County Auditor-Controller. "Project Area" means the project area created by the Former Agency. Notwithstanding anything to the contrary herein, the City shall be allowed to retain 31.5269244% of the Applicable Net Purchase Price representing the share of Applicable Net Purchase Price proceeds payable to Rialto Unified School District, which funds shall be used by the City for eligible capital improvements within the City.

ERAF is entitled to a distribution of Applicable Net Purchase Price proceeds under this Agreement. Pursuant to instruction and direction from the DOF and the Auditor-Controller, there is no need for a separate signatory to execute this Agreement on behalf of ERAF because the ultimate beneficiaries of any distribution of Disposition Proceeds to ERAF are themselves Taxing Entities that are signatories to this Agreement.

- C. Within five (5) business days following the approval of the Taxing Entities of the Compensation Amount, the Escrow Agent, on behalf of the City, shall remit the Compensation Amount to the Taxing Entities in accordance with **Exhibit C** (the "Payment Date"). The City hereby represents that it did not receive Temporary Rental Income prior to the City's First LHR Transfer. City will represent to the Taxing Entities whether it received Temporary Rental Income in connection with the closing of any of the Remainder Property. For the purposes of this Agreement, the term "Temporary Rental Income" means any lease rental income, use fee income or other income, if any, that may be received by the City with respect to the Property minus the documented costs to the City of improvement, operation and maintenance of such Property for the temporary use prior to the transfer of such property pursuant to the Area A Contract or other conveyance agreement with regards to all or any portion of Area A Property.
- D. Accounting Requirements. Prior to the distribution pursuant to subsection C, the City shall provide the Escrow Agent and the Taxing Entities an itemized statement of the Area A Costs of Sale (the "Initial Disposition Proceeds Statement"), along with evidence, reasonably satisfactory to the Taxing Entities, as to the Area A Costs of Sale and the City's calculation of the Net City Proceeds and the Applicable Net Purchase Price. For a period of not less than fourteen (14) business days from receipt of the Initial Disposition Proceeds Statement, each of the Taxing Entities shall have the right to request, in writing delivered to the City, the Escrow Agent, and the other Taxing Entities, a review of such books, records and documents and other relevant items in the possession of City, but only to the extent necessary for



a proper determination of Applicable Net Purchase Price and Area A Costs of Sale in the Initial Disposition Proceeds Statement. If no written requests for review of the Initial Disposition Proceeds Statement are received by the City, the Initial Disposition Proceeds Statement shall become final (the "Final Disposition Proceeds Statement"). In the event that a disagreement exists as to the amount of the Applicable Net Purchase Price and/or Area A Costs of Sale ("Disputed Amount"), any revisions agreed to by the parties shall be set forth in a revised Disposition Proceeds Statement ("Revised Disposition Statement"), which shall thereafter be deemed the Final Disposition Proceeds Statement. If, however, the parties are unable to reach agreement as to a Disputed Amount, the following procedure ("Dispute Procedure") shall apply:

1. If the Disputed Amount is less than 15% of the Applicable Net Purchase Price, the Initial Disposition Proceeds Statement, without any revisions, shall be deemed approved and become the Final Disposition Proceeds Statement, unless timely challenged.
2. If the Disputed Amount is greater than 15% of the Applicable Net Purchase Price, the City shall forthwith prepare a revised Disposition Proceeds Statement reflecting that (i) the undisputed Applicable Net Purchase Price (defined to exclude only the Disputed Amount) shall be distributed to all of the Taxing Entities in their proportional shares in accordance with Exhibit C in the manner described in Subsection (C) above; and (ii) that fifty percent (50%) of the Disputed Amount shall be distributed to the City and the remaining fifty percent (50%) of the Disputed Amount shall be distributed to all of the Taxing Entities in their proportional shares in accordance with Exhibit C. The Revised Disposition Proceeds Statement shall be deemed approved and become the Final Disposition Proceeds Statement, unless timely challenged.

Within seven (7) business days of receipt of the Final Disposition Proceeds Statement from the City, the Escrow Agent shall provide to the Taxing Entities and the Auditor-Controller a draft closing settlement statement reflecting the Applicable Purchase Price, the Net City Proceeds from the Final Disposition Proceeds Statement and setting forth the amounts to be distributed to each Taxing Entity (as applicable) (the "Closing Statement"). Notwithstanding anything herein to the contrary, if following the application of a Dispute Procedure, the Parties cannot reach agreement as to the existence or amount of an alleged error or discrepancy of the Disputed Amount and desire to challenge the Dispute Procedure, the aggrieved party may within sixty (60) days pursue all rights available to it at law or in equity. Notwithstanding anything to the contrary, if litigation is filed to challenge the Dispute Procedure, the Escrow Agent shall distribute undisputed Applicable Net Purchase Price (defined to exclude only the Disputed Amount) to all of the Taxing Entities in their proportional shares in accordance with Exhibit C in the manner described in Subsection (C) above, and shall retain in escrow only the Disputed Amount. Neither the Escrow Agent or the County Auditor-Controller shall have any liability for any distributions made pursuant to the Closing Statement or this Agreement.

Section 3. Effective Date. The effective date of this Compensation Agreement (the “Effective Date”) shall be the date that each of the Taxing Entities governing boards have approved this Agreement and directed each of the Taxing Entities (respectively) to execute this Agreement Promptly following the effectiveness of this Agreement, the City shall transmit notice to all the other Parties that the Agreement is effective and specifying the date the Agreement became effective (the “Effective Date”), along with a fully executed copy of the Agreement.

Section 4. Term. The term of this Agreement shall commence on the Effective Date and, unless sooner terminated as otherwise provided in this Agreement, shall expire upon the distribution by the Escrow Holder of all amounts payable to the Taxing Entities under this Agreement, if any. Notwithstanding anything to the contrary, if the events necessary to cause the Effective Date to occur have not all occurred within sixty (60) months from the date this Compensation Agreement is entered into, then, at the conclusion of that sixty (60) month period, this Compensation Agreement shall be terminated in its entirety, and shall be of no further force or effect whatsoever.

Section 5. Authorization. Each Party warrants that the individuals who have signed this Compensation Agreement have the legal power, right, and authority to make this Compensation Agreement and to bind each respective Party.

Section 6. No Personal Liability. No official, agent, or employee of any Party shall be individually or personally liable for any amount which may become due under this Compensation Agreement or on any obligations under the terms of this Compensation Agreement.

Section 7. Assignment. This Compensation Agreement shall not be assignable by any Party without the prior written consent of the other Party.

Section 8. Counterparts. This Compensation Agreement may be executed in any number of counterparts and each of such counterparts shall for all purposes be deemed to be an original; and all such counterparts shall together constitute but one and the same Compensation Agreement. The signature page of any counterpart may be detached therefrom without impairing the legal effect of the signature(s) thereon, provided such signature page is attached to any other counterpart identical thereto having additional signature pages executed by the other Parties. Any executed counterpart of this Agreement may be delivered to the other Parties by facsimile and shall be deemed as binding as if an originally signed counterpart was delivered.

Section 9. Further Assurances. The Parties agree to take all appropriate steps and execute any documents which may reasonably be necessary or convenient to implement the intent of this Compensation Agreement.

Section 10. Notices. All notices and other communications shall be given or made in writing by certified mail, postage prepaid, return receipt requested, or by personal delivery. Notices shall be considered given upon (i) personal delivery, (ii) one business day following timely deposit with a nationally recognized overnight courier service, charges prepaid, or (iii) three business days after deposit in the United States mail, postage prepaid, certified or registered, return receipt requested. Notices shall be addressed as provided in the attached **Exhibit C** for the

respective Party; provided that if a Party gives notice of a change of name or address, notices to such Party shall thereafter be given as specified in that notice.

Section 11. Amendment. This Compensation Agreement may be amended at any time, and from time to time, in writing by the Parties.

Section 12. Severability. If one or more of the covenants or agreements provided in this Compensation Agreement on the part of the County or the City to be performed should be determined by a court of competent jurisdiction to be contrary to law, such covenant or agreement shall be deemed and construed to be severable from the remaining covenants and agreements herein contained and shall in no way affect the validity of the remaining provisions of this Compensation Agreement.

Section 13. Construction. The Parties agree that each Party and its counsel have reviewed this Compensation Agreement and that any rule of construction to the effect that ambiguities are to be resolved against the drafting Party shall not apply in the interpretation of this Compensation Agreement or any amendments or exhibits thereto. This Compensation Agreement shall be construed as a whole according to its fair language and common meaning to achieve the objectives and purposes of the Parties.

Section 14. Binding on Successors and Assigns. All the covenants, promises and agreements in this Compensation Agreement contained by or on behalf of the County or the City shall bind and inure to the benefit of their respective successors and assigns, whether so expressed or not.

Section 15. No Third Party Beneficiaries. This Compensation Agreement is made and entered into for the sole protection and benefit of the Parties and their successors and assigns. No other person shall have any right of action based upon any provision of this Compensation Agreement.

(a) Governing Law. This Compensation Agreement is made in the State of California under the Constitution and laws of the State of California, and is to be so construed. Any action to enforce or interpret this Agreement shall be filed and heard in the Superior Court of San Bernardino County, California or in the Federal District Court for the Central District of California.

Section 16. Third Party Litigation Regarding Agreement. In the event litigation is initiated by any third party attacking the validity of this Agreement or its implementation, each Party shall in good faith defend and seek to uphold the Agreement and; except as provided in Section 17, each shall bear its own costs in connection with any such litigation.

Section 17. Indemnification. The City hereby agrees to indemnify, protect, hold harmless and defend (by counsel reasonably satisfactory to the Taxing Entities) each Taxing Entity, its council members, governing board members, directors, officers, agents, employees, consultants, contractors, and representatives (collectively, including Seller, the “**Indemnitees**”) from all suits, actions, claims, causes of action, costs, demands, judgments and liens brought by a third party and arising out of or relating to distribution of the Compensation Amount pursuant to this Agreement to any Taxing Entity other than itself, except as caused or arising out of the willful misconduct or gross negligence of any Indemnitees. The provisions of this Section shall survive

expiration of the Term or other termination of this Agreement, and shall remain in full force and effect.

Section 18. Attorneys' Fees. In any action which a Party brings to enforce its rights hereunder, the unsuccessful Party or Parties shall pay all costs incurred by the prevailing party, including reasonable attorneys' fees.

Section 19. Entire Agreement; Amendment. This Agreement constitutes the entire and integrated agreement of the Parties and supersedes all prior negotiations, representations, or agreements, either written or oral, relating to the subject matter of this Agreement. This Agreement may be modified only in writing and only if approved and signed by all of the Parties.

Section 20. Non-Waiver. No waiver of a breach, failure of any condition, or any right or remedy contained in or granted by the provisions of this Agreement will be effective unless it is in writing and signed by the waiving Parties.

Section 21. No Partnership. Nothing contained in this Agreement shall be construed to constitute any Party as a partner, employee, joint venturer, or agent of any other Party.

Section 22. Ambiguities. Any rule of construction to the effect that ambiguities are to be resolved against the drafting party does not apply in interpreting this Agreement.

Section 23. Action or Approval. Whenever action and/or approval by the City is required under this Agreement, the City Administrator or the City Administrator's designee may act on and/or approve such matter unless specifically provided otherwise, or unless the City Administrator determines in the City Administrator's discretion that such action or approval requires referral to the City Council for consideration.

Section 24. County Taxing Entities. The County of San Bernardino administers funds for the following special districts and funds, and, in addition to entering into this Agreement for itself, is authorized to, and has entered into this Agreement on behalf of the following:

- (1) San Bernardino County Free Library;
- (2) Flood Control District;
- (3) Flood Control Zone 2; and
- (4) Flood Control Administration 1 & 2.

Section 25. Notice of Compensation Agreement Related to Real Property and Release. No later than fourteen (14) business days after the Effective date of this Agreement, the City shall record in the Official Records of the County of San Bernardino a Notice of Compensation Agreement Related to Real Property, in the form attached hereto as **Exhibit D** and incorporated herein by reference (the "Notice of Compensation Agreement"). The Notice of Compensation Agreement shall be recorded by the City against the Remainder Property. The City shall mail or transmit electronic copies of the recorded Notice of Compensation Agreement within a reasonable time of the City's receipt of the recorded Notice of Compensation Agreement.

Concurrently with the close of escrow on the transfer of any portion of the Remainder Property pursuant to the Area A Contract, the City shall have the right to record a complete or partial "Release of the Notice of Compensation Agreement" substantially in the form attached hereto as **Exhibit E** and incorporated herein by reference with respect only to the portion of the Remainder Property being sold and such release shall have no effect on any portion of the Remainder Property not included in said closing (and subject to a future transfer pursuant to the Area A Contract).

Draft

This **AGREEMENT** shall inure to the benefit of and be binding upon the successors and assigns of all **PARTIES**.

**IN WITNESS WHEREOF**, this **AGREEMENT** has been fully executed on behalf of the **COUNTY** by its duly authorized representative and the **CITY** has caused the same to be executed in its name and on its behalf by its duly authorized representative.

**COUNTY OF SAN BERNARDINO**

**CITY OF RIALTO**

► \_\_\_\_\_

By: ► \_\_\_\_\_  
*(Authorized signature - sign in blue ink)*

Dated: \_\_\_\_\_

Title \_\_\_\_\_

SIGNED AND CERTIFIED THAT A COPY OF THIS DOCUMENT HAS BEEN DELIVERED TO THE CHAIR OF THE BOARD

Bob Dutton, Clerk

Dated: \_\_\_\_\_, 2017

Rialto Civic Center  
150 S. Palm Avenue  
Rialto, CA 92376

By: ► \_\_\_\_\_

Address: Rialto Civic Center  
150 S. Palm Avenue  
Rialto, CA 92376  
Attn: Robb Steel

**Approved as to Legal Form**

► \_\_\_\_\_  
Thomas P. Clark, Jr. of Stradling Yocca  
Carlson & Rauth, Special Counsel to  
City of Rialto

Date: \_\_\_\_\_

**Attested by City Clerk**

► \_\_\_\_\_  
City Clerk

Date: \_\_\_\_\_

**SUPERINTENDENT OF SCHOOLS**

**SAN BERNARDINO COMMUNITY COLLEGE**

By: \_\_\_\_\_

By: \_\_\_\_\_

Its: \_\_\_\_\_

Its: \_\_\_\_\_

**RIALTO UNIFIED SCHOOL DISTRICT**

**INLAND EMPIRE JOINT RESOURCE CONSERVATION DISTRICT**

By: \_\_\_\_\_

By: \_\_\_\_\_

Its: \_\_\_\_\_

Its: \_\_\_\_\_

**SAN BERNARDINO VALLEY MUNICIPAL WATER**

**CHAFFEY COMMUNITY COLLEGE**

By: \_\_\_\_\_

By: \_\_\_\_\_

Its: \_\_\_\_\_

Its: \_\_\_\_\_

**FONTANA UNIFIED SCHOOL DISTRICT**

**WEST VALLEY WATER DISTRICT**

By: \_\_\_\_\_

By: \_\_\_\_\_

Its: \_\_\_\_\_

Its: \_\_\_\_\_

**INLAND EMPIRE UTILITIES AGENCY**

By: \_\_\_\_\_

Its: \_\_\_\_\_

**EXHIBIT A-1**

**LEGAL DESCRIPTION OF AREA A PROPERTY**

SHEET 1 OF 2

**EXHIBIT "A"**  
**LEGAL DESCRIPTION**  
**AREA A-1**

THE NORTHEAST ONE-QUARTER OF SECTION 33, TOWNSHIP 1 NORTH, RANGE 5 WEST, SAN BERNARDINO MERIDIAN, IN THE CITY OF RIALTO, COUNTY OF SAN BERNARDINO, STATE OF CALIFORNIA, ACCORDING TO GOVERNMENT TOWNSHIP PLAT.

**EXCEPTING THEREFROM** THAT PORTION OF LAND DESCRIBED IN GRANT DEED TO THE STATE OF CALIFORNIA, RECORDED JUNE 12, 2008 AS DOCUMENT NO. 2008-0268512 OF OFFICIAL RECORDS, ALSO EXCEPTING THEREFROM THAT PORTION OF SAID LAND LYING SOUTHERLY OF THE SOUTHERLY LINE AND EASTERLY OF THE EASTERLY LINE OF SAID GRANT DEED.

**EXCEPTING THEREFROM** THAT PORTION DESCRIBED AS PARCEL 15469-2 OF FINAL ORDER OF CONDEMNATION, RECORDED NOVEMBER 7, 2008 AS DOCUMENT NO. 2008-0489887 OF OFFICIAL RECORDS.

**EXCEPTING THEREFROM** PARCEL 1 AND THAT PORTION OF LOCUST AVENUE LYING WEST OF SAID PARCEL 1 AS SHOWN ON RECORD OF SURVEY, IN SAID CITY, COUNTY AND STATE, AS PER MAP FILED IN BOOK 18, PAGE 85 OF RECORD OF SURVEYS, IN THE OFFICE OF THE COUNTY RECORDER OF SAID COUNTY.

**EXCEPTING THEREFROM** THAT PORTION OF SAID NORTHEAST ONE-QUARTER LYING NORTHERLY OF THE FOLLOWING DESCRIBED LINE:

**BEGINNING** AT A POINT IN THE WESTERLY LINE OF SAID NORTHEAST ONE-QUARTER, DISTANT THEREON SOUTH 00° 20' 18" EAST 30.00 FEET;

**THENCE** EASTERLY ALONG A LINE PARALLEL WITH AND DISTANT SOUTHERLY 30.00 FEET MEASURED AT RIGHT ANGLES FROM THE NORTHERLY LINE OF SAID SECTION 33, NORTH 89° 41' 38" EAST 63.49 FEET TO A POINT IN THE SOUTHERLY RIGHT OF WAY OF HIGHWAY 210, AS SHOWN ON RECORD OF SURVEY 08-088, AS PER MAP FILED IN BOOK 140, PAGES 35 THROUGH 51 INCLUSIVE OF RECORD OF SURVEYS, IN THE OFFICE OF THE COUNTY RECORDER OF SAID COUNTY;

**THENCE** ALONG SAID SOUTHERLY RIGHT OF WAY AND ITS EASTERLY PROLONGATION TO THE EASTERLY LINE OF SAID SECTION 33, THE FOLLOWING THREE (3) COURSES:

1. NORTH 00° 05' 27" WEST 0.81 FEET;
2. NORTH 59° 46' 25" EAST 31.81 FEET;
3. SOUTH 88° 37' 47" WEST 2553.35 FEET;




**EXHIBIT "A"**  
**LEGAL DESCRIPTION**  
**AREA A-1**

**CONTAINING:** 13.413 ACRES MORE OR LESS.

**SUBJECT TO:** COVENANTS, CONDITIONS, RESTRICTIONS, RESERVATIONS,  
EASEMENTS, AND RIGHTS-OF-WAY, IF ANY

PREPARED UNDER THE DIRECTION OF:



\_\_\_\_\_  
BRIAN L. THIENES  
P.L.S. No. 5750  
REG. EXP. 12/31/17

12/5/16  
\_\_\_\_\_  
DATE



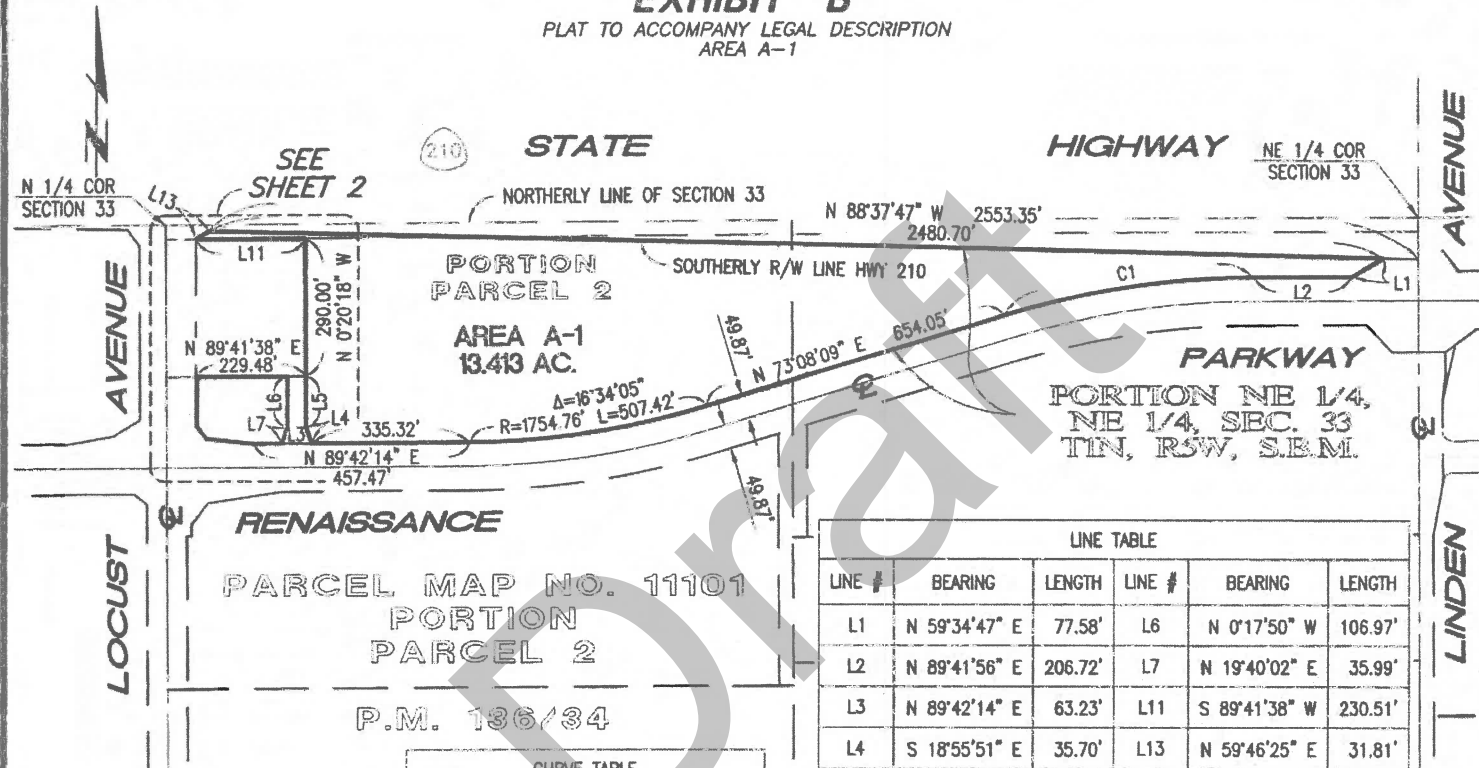
Draft

SCALE: 1" = 300'

**EXHIBIT "B"**

SHEET 1 OF 2

PLAT TO ACCOMPANY LEGAL DESCRIPTION  
AREA A-1




**RENAISSANCE**  
PARCEL MAP NO. 11101  
PORTION  
PARCEL 2  
P.M. 136734

LINE TABLE					
LINE #	BEARING	LENGTH	LINE #	BEARING	LENGTH
L1	N 59°34'47" E	77.58'	L6	N 0°17'50" W	106.97'
L2	N 89°41'56" E	206.72'	L7	N 19°40'02" E	35.99'
L3	N 89°42'14" E	63.23'	L11	S 89°41'38" W	230.51'
L4	S 18°55'51" E	35.70'	L13	N 59°46'25" E	31.81'
L5	N 0°17'50" W	106.98'			

CURVE TABLE			
CURVE #	DELTA	RADIUS	LENGTH
C1	16°33'47"	1854.50'	536.10'

**LEGEND:**

 INDICATES AREA DESCRIBED  
IN LEGAL DESCRIPTION  
CONTAINS: 13.413 ACRES ±

**Thienes Engineering, Inc.**  
CIVIL ENGINEERING • LAND SURVEYING  
14349 FIRESTONE BOULEVARD  
LA MIRADA, CALIFORNIA 90638  
PH.(714)521-4811 FAX(714)521-4173

**SURVEYOR:**

PREPARED UNDER THE DIRECTION OF:

  
BRIAN L. THIENES  
P.L.S. NO. 5750

12/5/16  
DATE

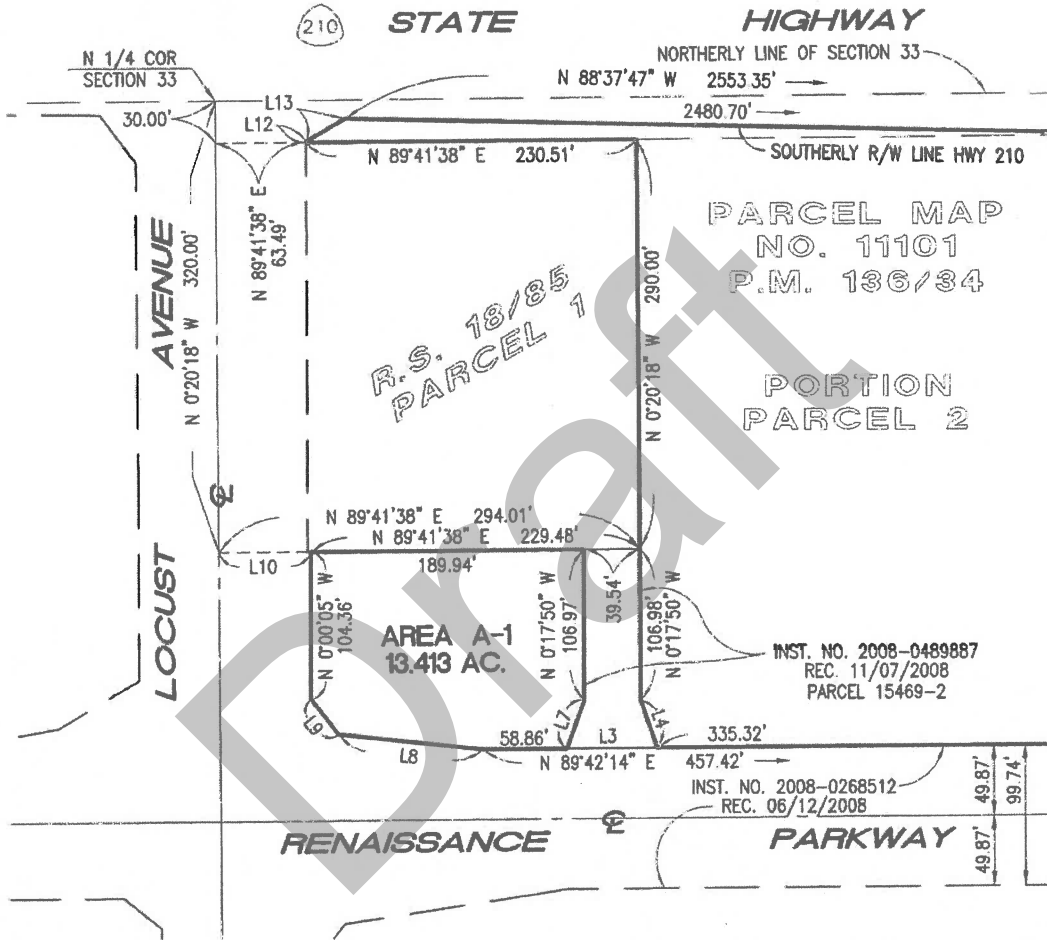
REG. EXP. DEC. 31, 2017



SCALE: 1" = 100'

SHEET 2 OF 2

**EXHIBIT "B"**  
 PLAT TO ACCOMPANY LEGAL DESCRIPTION  
 AREA A-1



**LEGEND:**



INDICATES AREA DESCRIBED  
 IN LEGAL DESCRIPTION  
 CONTAINS: 13.413 ACRES ±

LINE TABLE					
LINE #	BEARING	LENGTH	LINE #	BEARING	LENGTH
L3	N 89°42'14" E	63.23'	L9	S 37°41'57" E	31.39'
L4	S 18°55'51" E	35.70'	L10	S 89°41'38" W	64.53'
L7	N 19°40'02" E	35.99'	L12	N 0°05'27" W	0.81'
L8	S 83°46'03" E	100.92'	L13	N 59°46'25" E	31.81'

**Thienes Engineering, Inc.**  
 CIVIL ENGINEERING • LAND SURVEYING  
 14349 FIRESTONE BOULEVARD  
 LA MIRADA, CALIFORNIA 90638  
 PH. (714) 521-4811 FAX (714) 521-4173

**EXHIBIT "A"**  
**LEGAL DESCRIPTION**  
**AREA A-2**

THE NORTHEAST ONE-QUARTER OF SECTION 33, TOWNSHIP 1 NORTH, RANGE 5 WEST, SAN BERNARDINO MERIDIAN, IN THE CITY OF RIALTO, COUNTY OF SAN BERNARDINO, STATE OF CALIFORNIA, ACCORDING TO GOVERNMENT TOWNSHIP PLAT.

**EXCEPTING THEREFROM** THAT PORTION OF LAND DESCRIBED IN GRANT DEED TO THE STATE OF CALIFORNIA, RECORDED JUNE 12, 2008 AS DOCUMENT NO. 2008-0268512 OF OFFICIAL RECORDS, ALSO EXCEPTING THEREFROM THAT PORTION OF SAID DESCRIBED LAND LYING NORTHERLY OF THE SOUTHERLY LINE AND ITS EASTERLY PROLONGATION TO THE EASTERLY LINE OF SAID SECTION 33.

**EXCEPTING THEREFROM** THAT PORTION LYING SOUTHERLY OF THE SOUTHERLY LINE OF THE NORTH 263.79 FEET OF THE SOUTH HALF OF THE NORTHEAST ONE-QUARTER OF THE NORTHEAST ONE-QUARTER OF SECTION 33, TOWNSHIP 1 NORTH, RANGE 5 WEST, SAN BERNARDINO MERIDIAN, ACCORDING TO GOVERNMENT TOWNSHIP PLAT.

**EXCEPTING THEREFROM** PARCEL 1 OF PARCEL MAP NO. 111101, IN SAID CITY, COUNTY AND STATE, AS PER MAP FILED IN BOOK 136, PAGE 34 OF PARCEL MAPS, IN THE OFFICE OF THE COUNTY RECORDER OF SAID COUNTY.

**CONTAINING:** 32.252 ACRES MORE OR LESS.

**SUBJECT TO:** COVENANTS, CONDITIONS, RESTRICTIONS, RESERVATIONS, EASEMENTS, AND RIGHTS-OF-WAY, IF ANY

PREPARED UNDER THE DIRECTION OF:

  
\_\_\_\_\_  
BRIAN L. THIENES  
P.L.S. No. 5750  
REG. EXP. 12/31/17

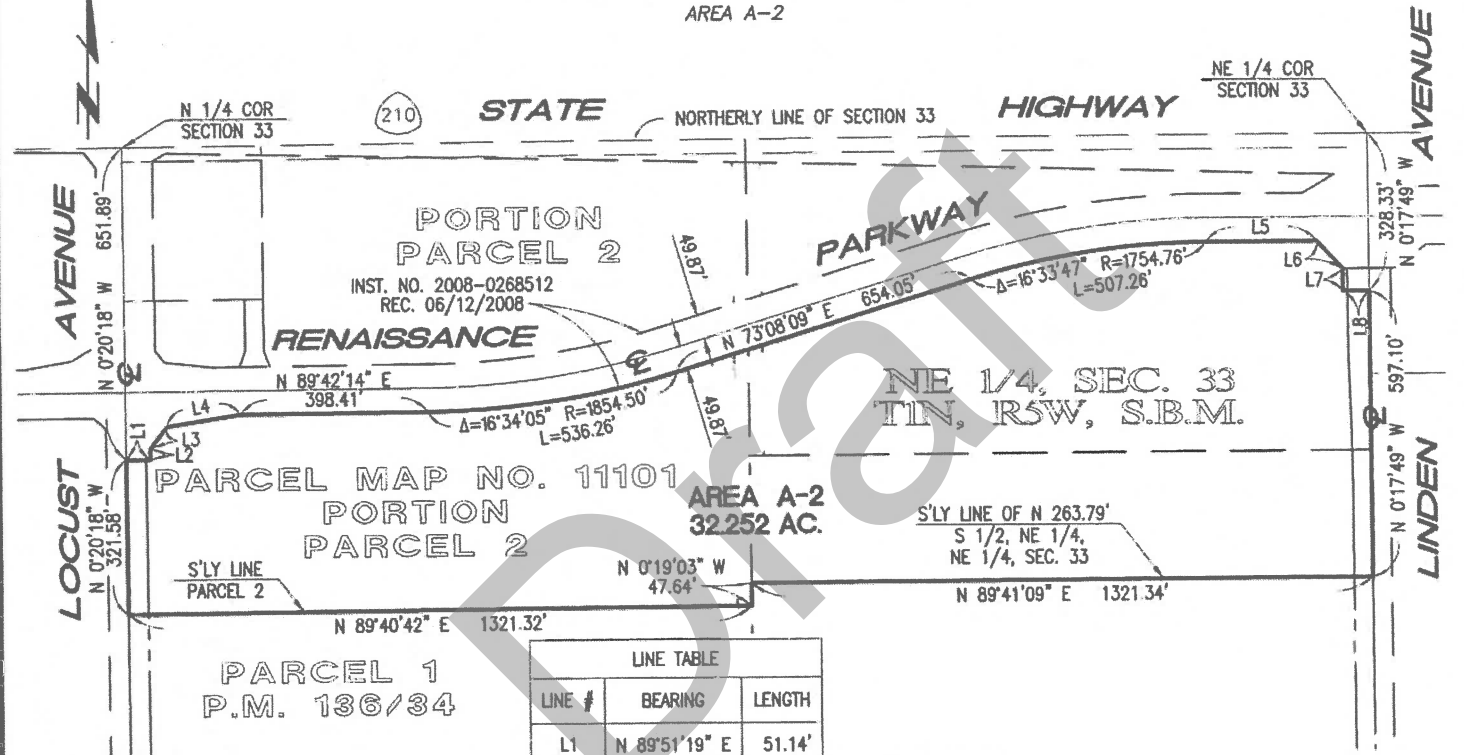
12/5/16  
DATE



SCALE: 1" = 300'

SHEET 1 OF 1

**EXHIBIT "B"**  
 PLAT TO ACCOMPANY LEGAL DESCRIPTION  
 AREA A-2



PARCEL MAP NO. 11101  
 PORTION  
 PARCEL 2

AREA A-2  
 32.252 AC.

PARCEL 1  
 P.M. 136/34

LINE TABLE		
LINE #	BEARING	LENGTH
L1	N 89°51'19" E	51.14'
L2	N 0°08'33" W	22.72'
L3	N 37°15'45" E	57.40'
L4	N 81°12'06" E	157.63'
L5	N 89°41'56" E	236.47'
L6	S 43°44'24" E	79.65'
L7	S 0°17'49" E	45.92'
L8	N 89°42'11" E	55.18'


**LEGEND:**

 INDICATES AREA DESCRIBED  
 IN LEGAL DESCRIPTION  
 CONTAINS: 32.252 ACRES ±

**Thienes Engineering, Inc.**  
 CIVIL ENGINEERING • LAND SURVEYING  
 14349 FIRESTONE BOULEVARD  
 LA MIRADA, CALIFORNIA 90638  
 PH.(714)521-4811 FAX(714)521-4173

**SURVEYOR:**

PREPARED UNDER THE DIRECTION OF:

  
 BRIAN L. THIENES  
 P.L.S. NO. 5750  
 REG. EXP. DEC. 31, 2017

12/5/16  
 DATE



Area A-2  
 Page 2 of 2

**EXHIBIT "A"**  
**LEGAL DESCRIPTION**  
**AREA A-3**

THE NORTHWEST ONE-QUARTER OF SECTION 34, TOWNSHIP 1 NORTH, RANGE 5 WEST, SAN BERNARDINO MERIDIAN, IN THE CITY OF RIALTO, COUNTY OF SAN BERNARDINO, STATE OF CALIFORNIA, ACCORDING TO GOVERNMENT TOWNSHIP PLAT, DESCRIBED AS FOLLOWS:

**BEGINNING** AT A POINT IN THE WESTERLY LINE OF SAID SECTION 34, DISTANT THEREON SOUTH 00° 17' 49" EAST 282.15 FEET;

THENCE NORTH 89° 26' 12" EAST 56.59 FEET TO A POINT IN THE SOUTHERLY LINE OF RENAISSANCE PARKWAY, FORMERLY (IMPROVEMENT) EASTON STREET, AS SHOWN ON SAID RECORD OF SURVEY 08-088;

THENCE EASTERLY ALONG SAID SOUTHERLY LINE THE FOLLOWING FOUR COURSES:

1. THENCE NORTH 53°10'31" EAST 80.85 FEET;
2. THENCE NORTH 89°42'07" EAST 657.02 FEET TO THE BEGINNING OF A TANGENT CURVE CONCAVE SOUTHERLY, HAVING A RADIUS OF 794.03 FEET;
3. THENCE EASTERLY ALONG SAID TANGENT CURVE, THROUGH A CENTRAL ANGLE OF 27°18'52", AN ARC LENGTH OF 378.54 FEET;
4. THENCE SOUTH 62°59'01" EAST 455.12 FEET TO A POINT IN THE SOUTHERLY LINE OF EASTON STREET (EXISTING), 66.00 IN WIDTH, AS SHOWN ON SAID RECORD OF SURVEY 08-088.


THENCE ALONG SAID SOUTHERLY LINE OF EASTON STREET (EXISTING), SOUTH 89° 33' 24" WEST 1547.32 FEET TO SAID WESTERLY LINE OF SAID SECTION 34;

THENCE NORTHERLY ALONG SAID WESTERLY LINE, NORTH 00° 17' 49" WEST 252.92 FEET TO THE **POINT OF BEGINNING**.

**CONTAINING:** 8.502 ACRES MORE OR LESS.

**SUBJECT TO:** COVENANTS, CONDITIONS, RESTRICTIONS, RESERVATIONS, EASEMENTS, AND RIGHTS-OF-WAY, IF ANY

PREPARED UNDER THE DIRECTION OF:

  
\_\_\_\_\_  
BRIAN L. THIENES  
P.L.S. No. 5750  
REG. EXP. 12/31/17

12/5/16  
\_\_\_\_\_  
DATE




SCALE: 1" = 200'

# EXHIBIT "B"

AREA A-3

SHEET 1 OF 1



**LEGEND:**

INDICATES AREA DESCRIBED IN LEGAL DESCRIPTION CONTAINS 8,502 ACRES ±

**SURVEYOR:**

PREPARED UNDER THE DIRECTION OF:

**Thienes Engineering, Inc.**  
CIVIL ENGINEERING • LAND SURVEYING  
14349 FIRESTONE BOULEVARD  
LA MIRADA, CALIFORNIA 90638  
PH: (714) 521-4811 FAX: (714) 521-4173

**BRIAN L. THIENES**  
P.L.S. NO. 5750  
REG. EXP. DEC. 31, 2017

*[Signature]*

DATE: 12/5/16



**EXHIBIT "A"**  
**LEGAL DESCRIPTION**  
**AREA A-4**

THAT PORTION OF THE NORTHWEST ONE-QUARTER OF SECTION 34, TOWNSHIP 1 NORTH, RANGE 5 WEST, SAN BERNARDINO MERIDIAN, IN THE CITY OF RIALTO, COUNTY OF SAN BERNARDINO, STATE OF CALIFORNIA, ACCORDING TO GOVERNMENT TOWNSHIP PLAT;

**BEGINNING** AT THE INTERSECTION OF THE SOUTHERLY LINE OF EASTON STREET (EXISTING), 66.00 IN WIDTH, AS SHOWN ON RECORD OF SURVEY 08-088, AS PER MAP FILLED IN BOOK 140, PAGES 35 THROUGH 51 INCLUSIVE OF RECORD OF SURVEYS, IN THE OFFICE OF THE COUNTY RECORDER OF SAID COUNTY AND THE NORTHERLY LINE OF RENAISSANCE PARKWAY, FORMERLY (IMPROVEMENT) EASTON STREET, AS SHOWN ON SAID RECORD OF SURVEY 08-088;

THENCE NORTHWESTERLY ALONG SAID NORTHERLY LINE, NORTH 62°59'01" WEST 688.76 FEET TO THE BEGINNING OF A TANGENT CURVE CONCAVE SOUTHWESTERLY AND HAVING A RADIUS OF 915.45 FEET;

THENCE NORTHWESTERLY ALONG SAID TANGENT CURVE, THROUGH A CENTRAL ANGLE OF 02°52'44", AN ARC LENGTH OF 46.00 FEET TO THE SOUTHERLY RIGHT OF WAY LINE OF HIGHWAY 210, AS SHOWN ON SAID RECORD OF SURVEY 08-088;

THENCE LEAVING SAID NORTHERLY LINE OF RENAISSANCE PARKWAY AND ALONG SAID SOUTHERLY RIGHT OF WAY LINE OF HIGHWAY 210, THE FOLLOWING NINE (9) COURSES:

1. NORTH 24°08'05" EAST 32.85 FEET;
2. SOUTH 81°30'48" EAST 160.50 FEET;
3. SOUTH 70°19'11" EAST 248.96 FEET;
4. SOUTH 72°49'43" EAST 380.00 FEET;
5. SOUTH 79°14'58" EAST 210.23 FEET;
6. NORTH 88°51'35" EAST 155.39 FEET;
7. NORTH 80°45'34" EAST 207.98 FEET;
8. SOUTH 68°14'18" EAST 62.25 FEET;
9. SOUTH 36°43'58" EAST 45.09 FEET;

THENCE SOUTH 01°34'48" WEST 75.16 FEET TO THE INTERSECTION OF SOUTHERLY LINE OF SAID EASTON STREET (EXISTING), 66.00 IN WIDTH, AS SHOWN ON SAID RECORD OF SURVEY 08-088;

THENCE WESTERLY ALONG SAID LAST MENTIONED SOUTHERLY LINE, SOUTH 89°33'24" WEST 764.48 FEET TO THE **POINT OF BEGINNING**.



**EXHIBIT "A"**  
**LEGAL DESCRIPTION**  
**AREA A-4**

**CONTAINING:** 3.854 ACRES MORE OR LESS.

**SUBJECT TO:** COVENANTS, CONDITIONS, RESTRICTIONS, RESERVATIONS,  
EASEMENTS, AND RIGHTS-OF-WAY, IF ANY

PREPARED UNDER THE DIRECTION OF:



BRIAN L. THIENES  
P.L.S. No. 5750  
REG. EXP. 12/31/17

12/5/16  
DATE



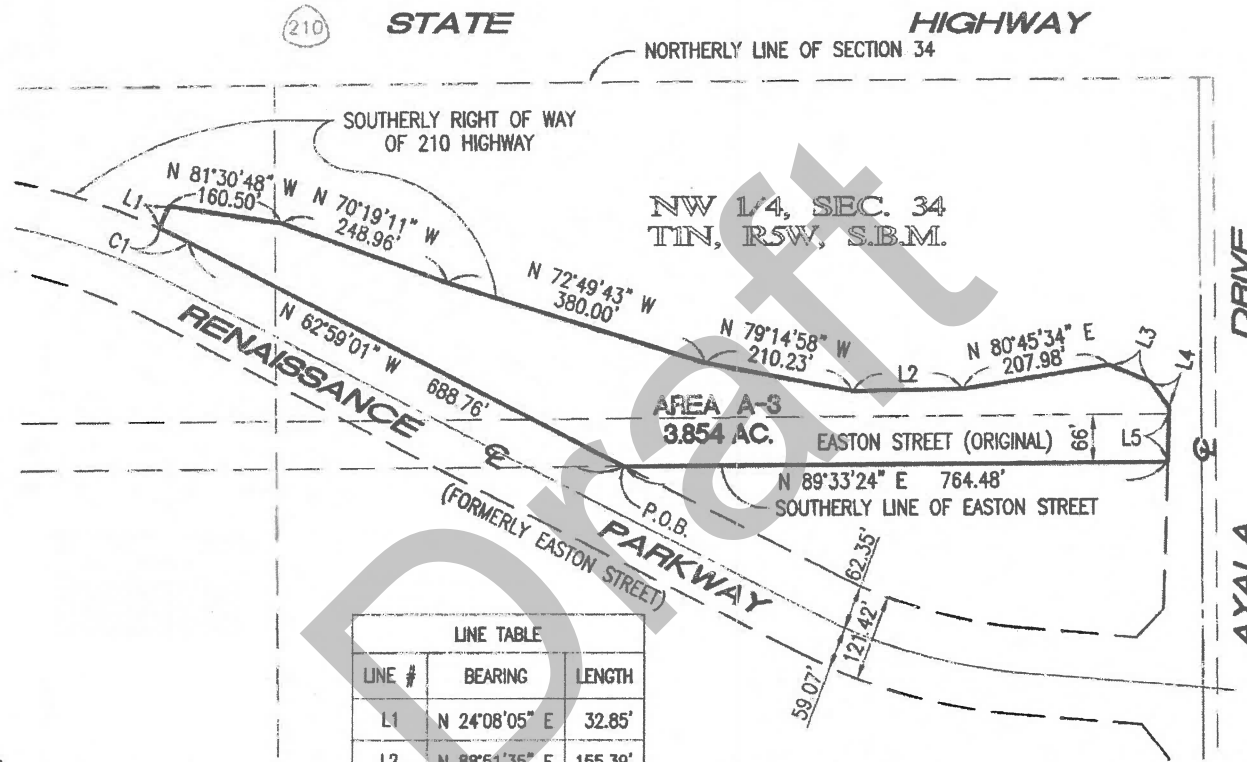
Draft

SCALE: 1" = 200'

**EXHIBIT "B"**

SHEET 1 OF 1


AREA A-4



LINE TABLE		
LINE #	BEARING	LENGTH
L1	N 24°08'05" E	32.85'
L2	N 88°51'35" E	155.39'
L3	S 68°14'18" E	62.25'
L4	S 36°43'58" E	45.09'
L5	S 1°34'48" W	75.16'

CURVE TABLE			
CURVE #	DELTA	RADIUS	LENGTH
C1	2°52'44"	915.45'	46.00'

**LEGEND:**



INDICATES AREA DESCRIBED  
IN LEGAL DESCRIPTION  
CONTAINS: 3.854 ACRES ±

**Thienes Engineering, Inc.**  
CIVIL ENGINEERING • LAND SURVEYING  
14349 FIRESTONE BOULEVARD  
LA MIRADA, CALIFORNIA 90638  
PH. (714) 521-4811 FAX (714) 521-4173

**SURVEYOR:**

PREPARED UNDER THE DIRECTION OF:

*[Signature]*  
BRIAN L. THIENES  
P.L.S. NO. 5750  
REG. EXP. DEC. 31, 2017

12/5/16  
DATE



Area A-4  
Page 3 of 3

**EXHIBIT B**

**CITY OF RIALTO COMPENSATION AGREEMENT APPLICABLE TAX RATES**

<b>Taxing Entity</b>	<b>Allocation Percentages</b>
COUNTY GENERAL FUND	0.153626218
EDUCATION REVENUE AUGMENTATION FUND	0.232627033
FLOOD CONTROL ZONE 2	0.027267749
FLOOD CONTROL ADMIN 1 & 2	0.001917218
COUNTY FREE LIBRARY	0.014875094
SUPERINTENDENT OF SCHOOLS	0.005271598
SUPERINTENDENT OF SCHOOLS	0.000903736
SUPERINTENDENT OF SCHOOLS	0.002073474
SUPERINTENDENT OF SCHOOLS	0.001664781
SUPERINTENDENT OF SCHOOLS	0.000506881
CITY OF RIALTO	0.140798743
CHAFFEY COMMUNITY COLLEGE	0.002997262
SAN BERNARDINO COMMUNITY COLLEGE	0.050343035
FONTANA UNIFIED SCHOOL DISTRICT	0.019249671
RIALTO UNIFIED SCHOOL DISTRICT	0.315269244
BLOOMINGTON PARK & REC DISTRICT	
INLAND EMPIRE JT RESOURCE CONS DIST	0.001374434
INLAND EMPIRE UTILITIES AGENCY	0.005428826
INLAND EMPIRE UTILITIES AGENCY	
SAN BERNARDINO VALLEY MUNI WATER	0.019136947
WEST VALLEY WATER DISTRICT	0.004668057
<b>Grand Total ALL Taxing Entities</b>	<b>1.00000000</b>

**EXHIBIT C**

**LIST OF ADDRESSES FOR NOTICE PURPOSES**

[Note- Insert addresses of all taxing entities that are parties to this agreement.]

<b>TAXING ENTITY</b>	<b>Addresses</b>
COUNTY GENERAL FUND	Ms. Dena M. Smith, Interim Chief Executive Officer County of San Bernardino 385 N. Arrowhead Avenue, 5th Floor San Bernardino, CA 92415
EDUCATION REVENUE AUGMENTATION FUND	
FLOOD CONTROL ZONE 2	
FLOOD CONTROL ADMIN 1 & 2	
COUNTY FREE LIBRARY	
SUPERINTENDENT OF SCHOOLS	Mr. Ted Alejandre, County Superintendent San Bernardino County Superintendent of Schools 601 N. "E" Street San Bernardino, CA 92415-0020
SUPERINTENDENT OF SCHOOLS	Mr. Ted Alejandre, County Superintendent San Bernardino County Superintendent of Schools 601 N. "E" Street San Bernardino, CA 92415-0020
SUPERINTENDENT OF SCHOOLS	Mr. Ted Alejandre, County Superintendent San Bernardino County Superintendent of Schools 601 N. "E" Street San Bernardino, CA 92415-0020
SUPERINTENDENT OF SCHOOLS	Mr. Ted Alejandre, County Superintendent San Bernardino County Superintendent of Schools 601 N. "E" Street San Bernardino, CA 92415-0020
SUPERINTENDENT OF SCHOOLS	Mr. Ted Alejandre County Superintendent San Bernardino County Superintendent of Schools 601 N. "E" Street San Bernardino, CA 92415-0020
SAN BERNARDINO COMMUNITY COLLEGE	Mr. Bruce Baron, Chancellor San Bernardino Community College 114 S. Del Rosa Drive San Bernardino, CA 92408
RIALTO UNIFIED SCHOOL DISTRICT	Dr. Cuauhtemoc Avila, Superintendent Rialto Unified School District 182 S. Walnut Avenue Rialto, CA 92376

TAXING ENTITY	Addresses
INLAND EMPIRE JT RESOURCE CONS DIST	Mr. Jon Grindstaff, General Manager Inland Empire Utilities Agency P.O. Box 9020 Chino Hills, CA 91709
SAN BERNARDINO VALLEY MUNI WATER	Mr. Doug Headrick, General Manager San Bernardino Valley Municipal Water 380 E. Vanderbilt Way San Bernardino, CA 92408
CHAFFEY COMMUNITY COLLEGE	Mr. Henry Shannon Superintendent/President Chaffey College 5885 Haven Avenue Rancho Cucamonga, CA 91737
FONTANA UNIFIED SCHOOL DISTRICT	Mr. Randal S. Bassett Superintendent Fontana Unified School District 9680 Citrus Avenue Fontana, CA 92335
WEST VALLEY WATER DISTRICT	Mr. Matthew Litchfield General Manager West Valley Water District P.O. Box 920 Rialto, CA 92377
INLAND EMPIRE UTILITIES AGENCY	Ms. Mandy Parkes, District Manager Inland Empire Joint Resource Correction District 25864-K Business Center Drive Redlands, CA 92374
CITY OF RIALTO	Mr. Michael Story, City Administrator City of Rialto 150 S. Palm Avenue Rialto, CA 92376

**EXHIBIT D**

**FORM OF NOTICE OF COMPENSATION AGREEMENT  
RELATED TO REAL PROPERTY**

**RECORDING REQUESTED BY AND WHEN RECORDED MAIL TO:**

Rialto Civic Center  
150 S. Palm Avenue  
Rialto, CA 92376

Attn: Robb R. Steel, Development Services Director

NO FEE FOR RECORDING PURSUANT TO  
GOVERNMENT CODE SECTIONS 6103 AND 27383

---

(SPACE ABOVE THIS LINE FOR RECORDER'S USE)

**NOTICE OF COMPENSATION AGREEMENT**

**RELATED TO REAL PROPERTY**

(AREA A PROPERTY)

**NOTICE IS HEREBY GIVEN**, that the CITY OF RIALTO (the "City" and "Owner") on the one hand, and the COUNTY OF SAN BERNARDINO (with respect to the County General Fund, Flood Control Zone 2, Flood Control Admin 1 & 2, and County Free Library), Education Revenue Augmentation Fund, Superintendent of Schools, San Bernardino Community College, Rialto Unified School District, Inland Empire Joint Resource Conservation District, San Bernardino Valley Municipal Water, Chaffey Community College, Fontana Unified School District, West Valley Water District, Inland Empire Utilities Agency and the City of Rialto, as a taxing entity, on the other hand (each a "Taxing Entity" and collectively, the "Taxing Entities") entered into that certain Compensation Agreement, dated \_\_\_\_\_, 2017 (the "Compensation Agreement"), with reference to that certain real property located in the City located at , at \_\_\_\_\_, assessor's parcel number(s) \_\_\_\_\_, and further described in Exhibit A incorporated herein by reference (the "Property").

Among other requirements, the LRPMP requires the City to execute a compensation agreement with the Taxing Entities providing for a contingent payment of Disposition Proceeds (as defined in the Compensation Agreement) upon the City's disposition of the Property, under specified conditions.

The Compensation Agreement includes certain obligations related to the Property, including without limitation and as further described in the Compensation Agreement:

A requirement that the Owner provide the Taxing Entities and the County Auditor-Controller a Disposition Proceeds Statement including the information required under Section 2.D of the Compensation Agreement.

A requirement for the Owner remit the Compensation Amount to the Escrow Agent for distribution to the Taxing Entities in proportion to their Property Tax Percentage Shares base property tax as determined by the City using data from the County's Auditor-Controller and require the Escrow Agent to distribute the funds pursuant to Health and Safety Code Section 34188 and subject to Section 2 of the Compensation Agreement.

A complete copy of the Compensation Agreement is maintained in the Office of the City Clerk, and is available to review at 150 S. Palm Avenue, Rialto, CA 92376 between 9 a.m. and 5 p.m.

In the event of any conflict between this Notice of Compensation Agreement Related to Property (the "Notice") and the Compensation Agreement, the terms of the Compensation Agreement shall prevail.

Upon the satisfaction of the requirements of Section 25 of the Compensation Agreement, the City shall release this Notice (the "Release"), by the execution and recordation of a release in substantially the form attached hereto as Exhibit B, incorporated herein by reference.

This Notice is being recorded and filed by the Owner of the Property, and shall be indexed against the Owner's interest in the Property.

*[Remainder of Page Left Intentionally Blank.]*

IN WITNESS WHEREOF, the Owner and the City have entered into this Notice as of the first date written above.

**CITY**

**CITY OF RIALTO**, a California general law city

Date: \_\_\_\_\_

By: \_\_\_\_\_  
City Administrator

**ATTEST:**

By: \_\_\_\_\_  
Barbara McGee, City Clerk

**APPROVED AS TO FORM:**

\_\_\_\_\_  
Stradling Yocca Carlson & Rauth  
City Special Counsel

\_\_\_\_\_  
Fred Galante, City Attorney

Date: \_\_\_\_\_

**[ALL SIGNATURES MUST BE NOTARIZED]**



A notary public or other officer completing this certificate verifies only the identity of the individual who signed the document to which this certificate is attached, and not the truthfulness, accuracy, or validity of that document.

STATE OF CALIFORNIA )  
 )  
CITY OF \_\_\_\_\_ )

On \_\_\_\_\_, before me, \_\_\_\_\_, Notary Public, personally appeared \_\_\_\_\_, who proved to me on the basis of satisfactory evidence to be the person(s) whose name(s) is/are subscribed to the within instrument and acknowledged to me that he/she/they executed the same in his/her/their authorized capacity(ies), and that by his/her/their signature(s) on the instrument the person(s), or the entity upon behalf of which the person(s) acted, executed the instrument.

I certify UNDER PENALTY OF PERJURY under the laws of the State of California that the foregoing paragraph is true and correct.

WITNESS my hand and official seal.

\_\_\_\_\_  
Name: \_\_\_\_\_  
Notary Public

EXHIBIT A  
LEGAL DESCRIPTION

SHEET 1 OF 2

**EXHIBIT "A"**  
**LEGAL DESCRIPTION**  
**AREA A-1**

THE NORTHEAST ONE-QUARTER OF SECTION 33, TOWNSHIP 1 NORTH, RANGE 5 WEST, SAN BERNARDINO MERIDIAN, IN THE CITY OF RIALTO, COUNTY OF SAN BERNARDINO, STATE OF CALIFORNIA, ACCORDING TO GOVERNMENT TOWNSHIP PLAT.

**EXCEPTING THEREFROM** THAT PORTION OF LAND DESCRIBED IN GRANT DEED TO THE STATE OF CALIFORNIA, RECORDED JUNE 12, 2008 AS DOCUMENT NO. 2008-0268512 OF OFFICIAL RECORDS, ALSO EXCEPTING THEREFROM THAT PORTION OF SAID LAND LYING SOUTHERLY OF THE SOUTHERLY LINE AND EASTERLY OF THE EASTERLY LINE OF SAID GRANT DEED.

**EXCEPTING THEREFROM** THAT PORTION DESCRIBED AS PARCEL 15469-2 OF FINAL ORDER OF CONDEMNATION, RECORDED NOVEMBER 7, 2008 AS DOCUMENT NO. 2008-0489887 OF OFFICIAL RECORDS.

**EXCEPTING THEREFROM** PARCEL 1 AND THAT PORTION OF LOCUST AVENUE LYING WEST OF SAID PARCEL 1 AS SHOWN ON RECORD OF SURVEY, IN SAID CITY, COUNTY AND STATE, AS PER MAP FILED IN BOOK 18, PAGE 85 OF RECORD OF SURVEYS, IN THE OFFICE OF THE COUNTY RECORDER OF SAID COUNTY.

**EXCEPTING THEREFROM** THAT PORTION OF SAID NORTHEAST ONE-QUARTER LYING NORTHERLY OF THE FOLLOWING DESCRIBED LINE:

**BEGINNING** AT A POINT IN THE WESTERLY LINE OF SAID NORTHEAST ONE-QUARTER, DISTANT THEREON SOUTH 00° 20' 18" EAST 30.00 FEET;

**THENCE** EASTERLY ALONG A LINE PARALLEL WITH AND DISTANT SOUTHERLY 30.00 FEET MEASURED AT RIGHT ANGLES FROM THE NORTHERLY LINE OF SAID SECTION 33, NORTH 89° 41' 38" EAST 63.49 FEET TO A POINT IN THE SOUTHERLY RIGHT OF WAY OF HIGHWAY 210, AS SHOWN ON RECORD OF SURVEY 08-088, AS PER MAP FILED IN BOOK 140, PAGES 35 THROUGH 51 INCLUSIVE OF RECORD OF SURVEYS, IN THE OFFICE OF THE COUNTY RECORDER OF SAID COUNTY;

**THENCE** ALONG SAID SOUTHERLY RIGHT OF WAY AND ITS EASTERLY PROLONGATION TO THE EASTERLY LINE OF SAID SECTION 33, THE FOLLOWING THREE (3) COURSES:

1. NORTH 00° 05' 27" WEST 0.81 FEET;
2. NORTH 59° 46' 25" EAST 31.81 FEET;
3. SOUTH 88° 37' 47" WEST 2553.35 FEET;

**EXHIBIT "A"**  
**LEGAL DESCRIPTION**  
**AREA A-1**

**CONTAINING:** 13.413 ACRES MORE OR LESS.

**SUBJECT TO:** COVENANTS, CONDITIONS, RESTRICTIONS, RESERVATIONS,  
EASEMENTS, AND RIGHTS-OF-WAY, IF ANY

PREPARED UNDER THE DIRECTION OF:



BRIAN L. THIENES  
P.L.S. No. 5750  
REG. EXP. 12/31/17

12/5/16  
DATE



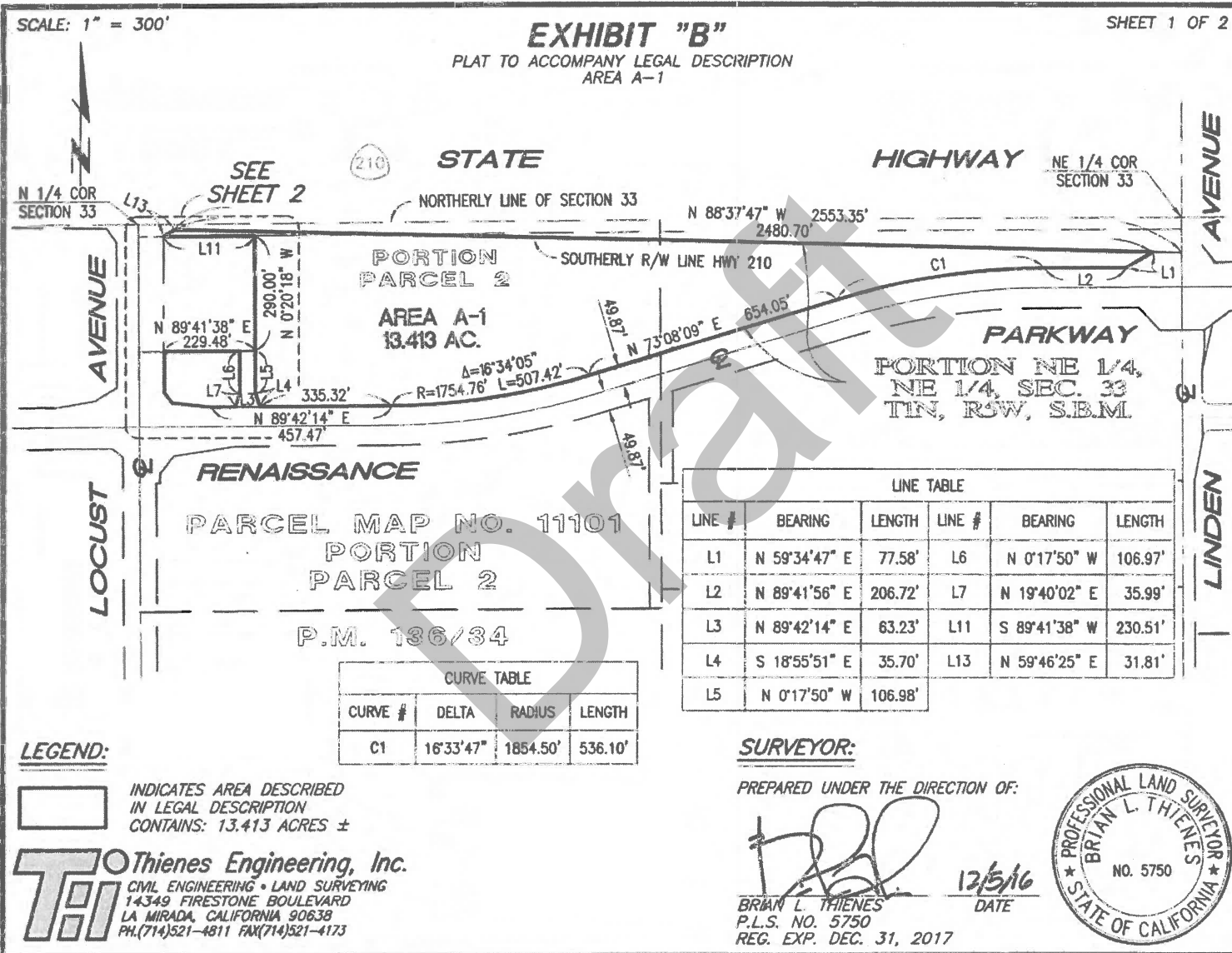
Draft

SCALE: 1" = 300'

**EXHIBIT "B"**

SHEET 1 OF 2

PLAT TO ACCOMPANY LEGAL DESCRIPTION  
AREA A-1



**LEGEND:**



INDICATES AREA DESCRIBED  
IN LEGAL DESCRIPTION  
CONTAINS: 13.413 ACRES ±

**Thienes Engineering, Inc.**  
CIVIL ENGINEERING • LAND SURVEYING  
14349 FIRESTONE BOULEVARD  
LA MIRADA, CALIFORNIA 90638  
PH.(714)521-4811 FAX(714)521-4173

**SURVEYOR:**

PREPARED UNDER THE DIRECTION OF:

*[Signature]*  
BRIAN L. THIENES  
P.L.S. NO. 5750

12/5/16  
DATE

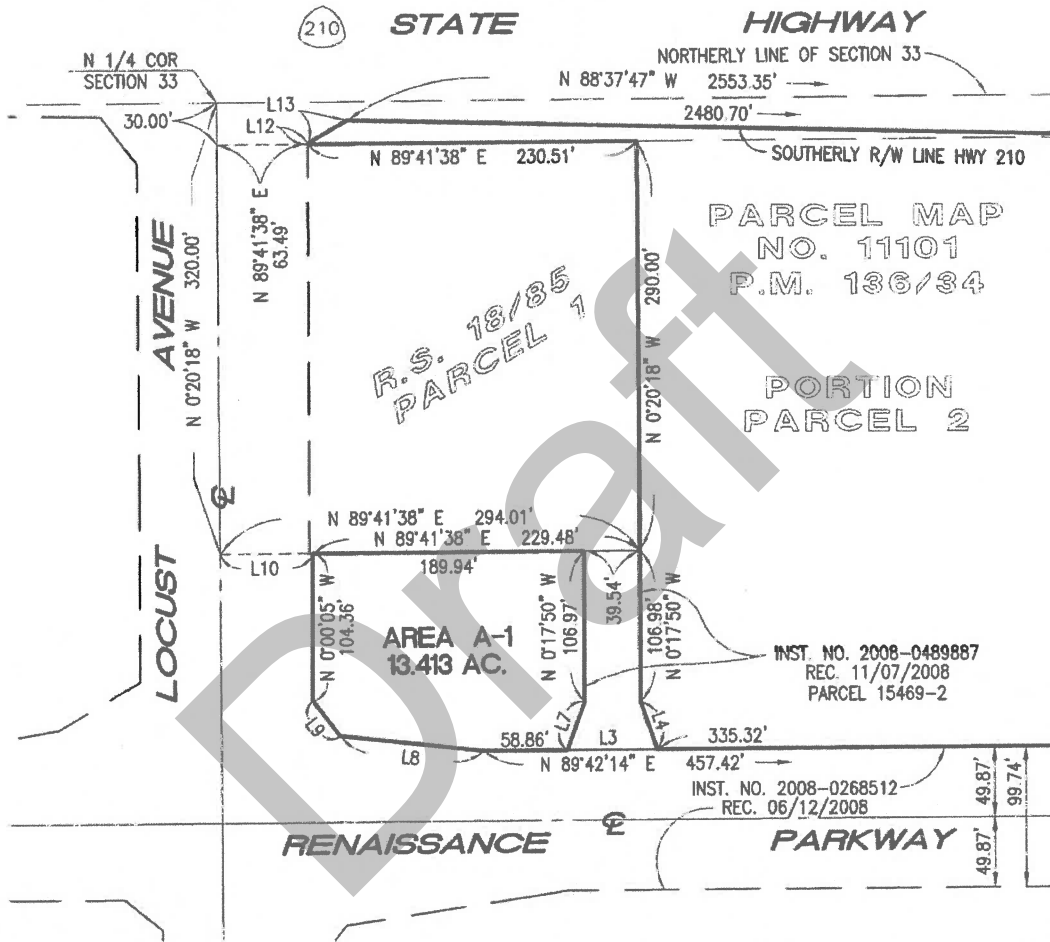
REG. EXP. DEC. 31, 2017



SCALE: 1" = 100'

SHEET 2 OF 2

**EXHIBIT "B"**  
 PLAT TO ACCOMPANY LEGAL DESCRIPTION  
 AREA A-1



**LEGEND:**



INDICATES AREA DESCRIBED  
 IN LEGAL DESCRIPTION  
 CONTAINS 13.413 ACRES ±

**Thienes Engineering, Inc.**  
 CIVIL ENGINEERING • LAND SURVEYING  
 14349 FIRESTONE BOULEVARD  
 LA MIRADA, CALIFORNIA 90638  
 PH. (714) 521-4811 FAX (714) 521-4173

LINE TABLE					
LINE #	BEARING	LENGTH	LINE #	BEARING	LENGTH
L3	N 89°42'14" E	63.23'	L9	S 37°41'57" E	31.39'
L4	S 18°55'51" E	35.70'	L10	S 89°41'38" W	64.53'
L7	N 19°40'02" E	35.99'	L12	N 0°05'27" W	0.81'
L8	S 83°46'03" E	100.92'	L13	N 59°46'25" E	31.81'

**EXHIBIT "A"**  
**LEGAL DESCRIPTION**  
**AREA A-2**

THE NORTHEAST ONE-QUARTER OF SECTION 33, TOWNSHIP 1 NORTH, RANGE 5 WEST, SAN BERNARDINO MERIDIAN, IN THE CITY OF RIALTO, COUNTY OF SAN BERNARDINO, STATE OF CALIFORNIA, ACCORDING TO GOVERNMENT TOWNSHIP PLAT.

**EXCEPTING THEREFROM** THAT PORTION OF LAND DESCRIBED IN GRANT DEED TO THE STATE OF CALIFORNIA, RECORDED JUNE 12, 2008 AS DOCUMENT NO. 2008-0268512 OF OFFICIAL RECORDS, ALSO EXCEPTING THEREFROM THAT PORTION OF SAID DESCRIBED LAND LYING NORTHERLY OF THE SOUTHERLY LINE AND ITS EASTERLY PROLONGATION TO THE EASTERLY LINE OF SAID SECTION 33.

**EXCEPTING THEREFROM** THAT PORTION LYING SOUTHERLY OF THE SOUTHERLY LINE OF THE NORTH 263.79 FEET OF THE SOUTH HALF OF THE NORTHEAST ONE-QUARTER OF THE NORTHEAST ONE-QUARTER OF SECTION 33, TOWNSHIP 1 NORTH, RANGE 5 WEST, SAN BERNARDINO MERIDIAN, ACCORDING TO GOVERNMENT TOWNSHIP PLAT.

**EXCEPTING THEREFROM** PARCEL 1 OF PARCEL MAP NO. 111101, IN SAID CITY, COUNTY AND STATE, AS PER MAP FILED IN BOOK 136, PAGE 34 OF PARCEL MAPS, IN THE OFFICE OF THE COUNTY RECORDER OF SAID COUNTY.

**CONTAINING:** 32.252 ACRES MORE OR LESS.

**SUBJECT TO:** COVENANTS, CONDITIONS, RESTRICTIONS, RESERVATIONS, EASEMENTS, AND RIGHTS-OF-WAY, IF ANY

PREPARED UNDER THE DIRECTION OF:

  
\_\_\_\_\_  
BRIAN L. THIENES  
P.L.S. No. 5750  
REG. EXP. 12/31/17

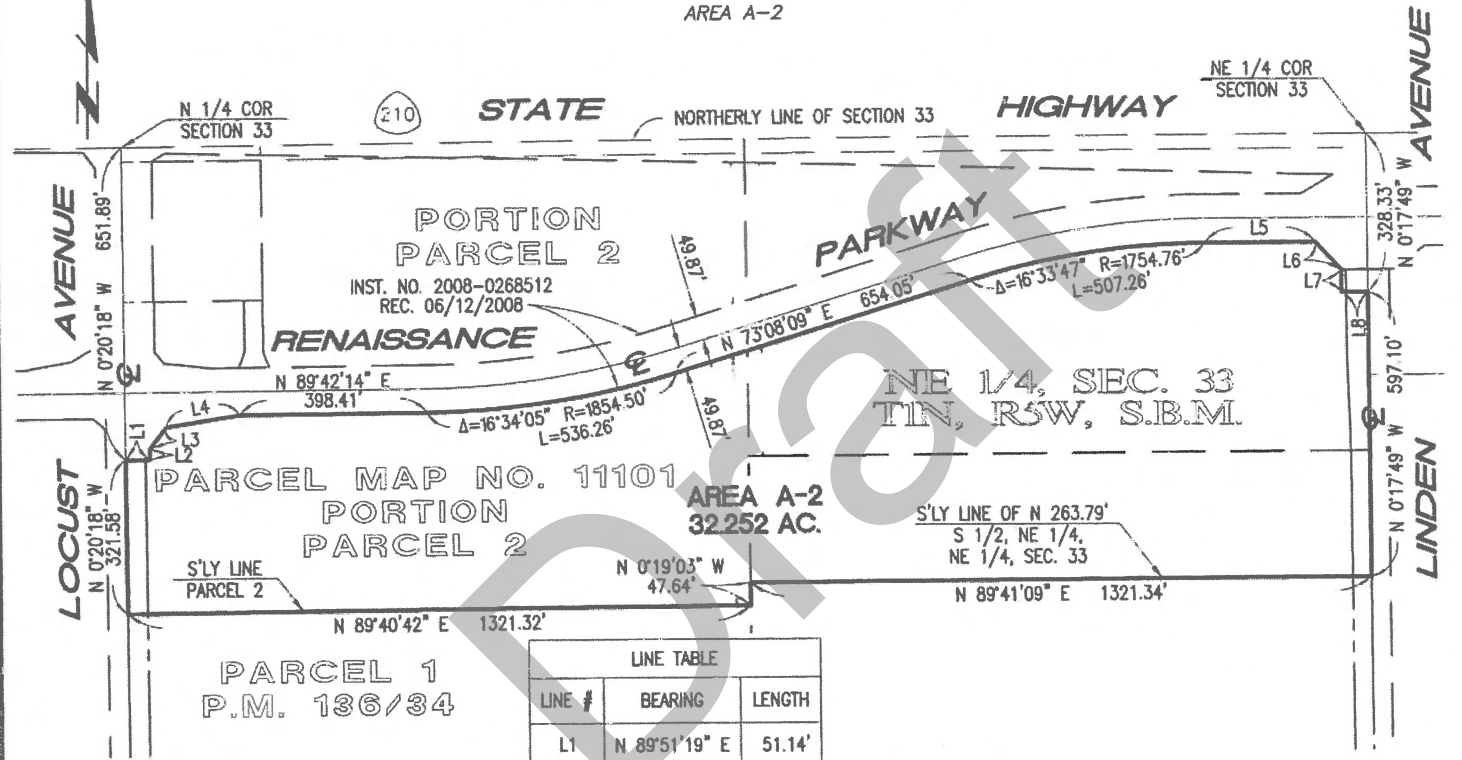
12/5/16  
DATE




SCALE: 1" = 300'

SHEET 1 OF 1

**EXHIBIT "B"**  
 PLAT TO ACCOMPANY LEGAL DESCRIPTION  
 AREA A-2



**LEGEND:**



INDICATES AREA DESCRIBED  
 IN LEGAL DESCRIPTION  
 CONTAINS: 32.252 ACRES ±

**Thienes Engineering, Inc.**  
 CIVIL ENGINEERING • LAND SURVEYING  
 14349 FIRESTONE BOULEVARD  
 LA MIRADA, CALIFORNIA 90638  
 PH.(714)521-4811 FAX(714)521-4173

**SURVEYOR:**

PREPARED UNDER THE DIRECTION OF:

*[Signature]*

BRIAN L. THIENES  
 P.L.S. NO. 5750  
 REG. EXP. DEC. 31, 2017

12/5/16  
 DATE



**EXHIBIT "A"**  
**LEGAL DESCRIPTION**  
**AREA A-3**

THE NORTHWEST ONE-QUARTER OF SECTION 34, TOWNSHIP 1 NORTH, RANGE 5 WEST, SAN BERNARDINO MERIDIAN, IN THE CITY OF RIALTO, COUNTY OF SAN BERNARDINO, STATE OF CALIFORNIA, ACCORDING TO GOVERNMENT TOWNSHIP PLAT, DESCRIBED AS FOLLOWS:

**BEGINNING** AT A POINT IN THE WESTERLY LINE OF SAID SECTION 34, DISTANT THEREON SOUTH 00° 17' 49" EAST 282.15 FEET;

THENCE NORTH 89° 26' 12" EAST 56.59 FEET TO A POINT IN THE SOUTHERLY LINE OF RENAISSANCE PARKWAY, FORMERLY (IMPROVEMENT) EASTON STREET, AS SHOWN ON SAID RECORD OF SURVEY 08-088;

THENCE EASTERLY ALONG SAID SOUTHERLY LINE THE FOLLOWING FOUR COURSES:

1. THENCE NORTH 53°10'31" EAST 80.85 FEET;
2. THENCE NORTH 89°42'07" EAST 657.02 FEET TO THE BEGINNING OF A TANGENT CURVE CONCAVE SOUTHERLY, HAVING A RADIUS OF 794.03 FEET;
3. THENCE EASTERLY ALONG SAID TANGENT CURVE, THROUGH A CENTRAL ANGLE OF 27°18'52", AN ARC LENGTH OF 378.54 FEET;
4. THENCE SOUTH 62°59'01" EAST 455.12 FEET TO A POINT IN THE SOUTHERLY LINE OF EASTON STREET (EXISTING), 66.00 IN WIDTH, AS SHOWN ON SAID RECORD OF SURVEY 08-088.

THENCE ALONG SAID SOUTHERLY LINE OF EASTON STREET (EXISTING), SOUTH 89° 33' 24" WEST 1547.32 FEET TO SAID WESTERLY LINE OF SAID SECTION 34;

THENCE NORTHERLY ALONG SAID WESTERLY LINE, NORTH 00° 17' 49" WEST 252.92 FEET TO THE **POINT OF BEGINNING**.

**CONTAINING:** 8.502 ACRES MORE OR LESS.

**SUBJECT TO:** COVENANTS, CONDITIONS, RESTRICTIONS, RESERVATIONS, EASEMENTS, AND RIGHTS-OF-WAY, IF ANY

PREPARED UNDER THE DIRECTION OF:



\_\_\_\_\_  
BRIAN L. THIENES

P.L.S. No. 5750  
REG. EXP. 12/31/17

12/5/16  
\_\_\_\_\_  
DATE





SCALE: 1" = 200'

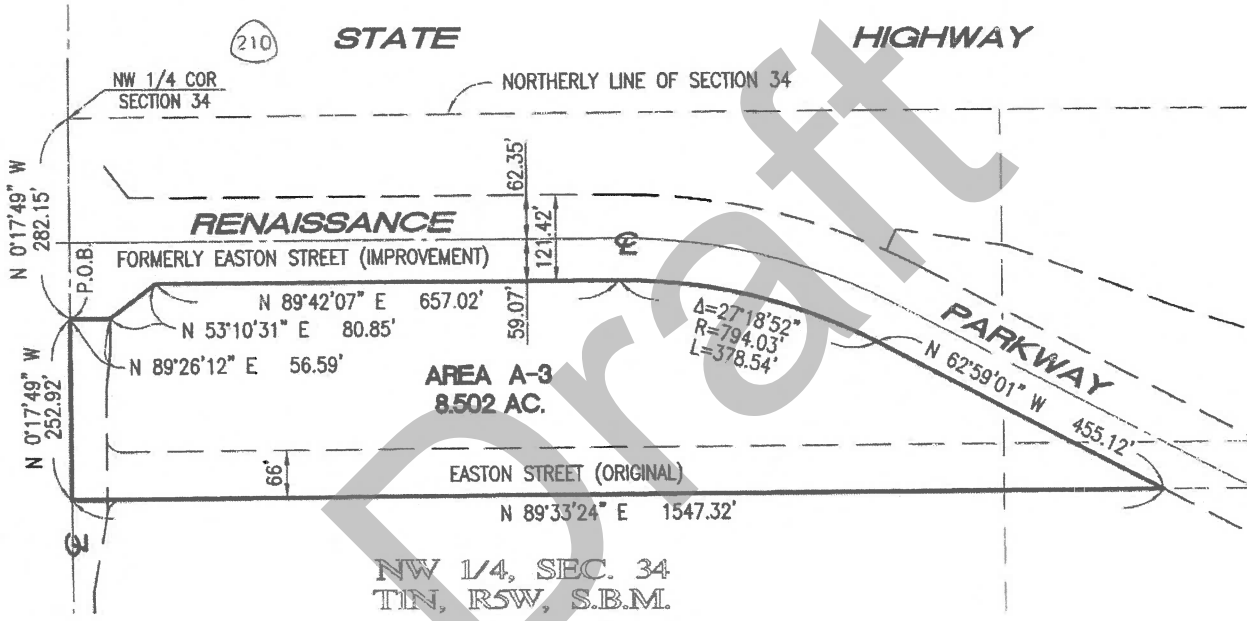
# EXHIBIT "B"

AREA A-3

SHEET 1 OF 1



LINDEN AVENUE



**LEGEND:**




INDICATES AREA DESCRIBED IN LEGAL DESCRIPTION CONTAINS: 8.502 ACRES ±

**Thienes Engineering, Inc.**  
 CIVIL ENGINEERING • LAND SURVEYING  
 14349 FIRESTONE BOULEVARD  
 LA MIRADA, CALIFORNIA 90638  
 PH.(714)521-4811 FAX(714)521-4173

**SURVEYOR:**

PREPARED UNDER THE DIRECTION OF:

  
 BRIAN L. THIENES DATE 12/5/16  
 P.L.S. NO. 5750  
 REG. EXP. DEC. 31, 2017



Area A-3  
Page 2 of 2

**EXHIBIT "A"**  
**LEGAL DESCRIPTION**  
**AREA A-4**

THAT PORTION OF THE NORTHWEST ONE-QUARTER OF SECTION 34, TOWNSHIP 1 NORTH, RANGE 5 WEST, SAN BERNARDINO MERIDIAN, IN THE CITY OF RIALTO, COUNTY OF SAN BERNARDINO, STATE OF CALIFORNIA, ACCORDING TO GOVERNMENT TOWNSHIP PLAT;

**BEGINNING** AT THE INTERSECTION OF THE SOUTHERLY LINE OF EASTON STREET (EXISTING), 66.00 IN WIDTH, AS SHOWN ON RECORD OF SURVEY 08-088, AS PER MAP FILLED IN BOOK 140, PAGES 35 THROUGH 51 INCLUSIVE OF RECORD OF SURVEYS, IN THE OFFICE OF THE COUNTY RECORDER OF SAID COUNTY AND THE NORTHERLY LINE OF RENAISSANCE PARKWAY, FORMERLY (IMPROVEMENT) EASTON STREET, AS SHOWN ON SAID RECORD OF SURVEY 08-088;

THENCE NORTHWESTERLY ALONG SAID NORTHERLY LINE, NORTH 62°59'01" WEST 688.76 FEET TO THE BEGINNING OF A TANGENT CURVE CONCAVE SOUTHWESTERLY AND HAVING A RADIUS OF 915.45 FEET;

THENCE NORTHWESTERLY ALONG SAID TANGENT CURVE, THROUGH A CENTRAL ANGLE OF 02°52'44", AN ARC LENGTH OF 46.00 FEET TO THE SOUTHERLY RIGHT OF WAY LINE OF HIGHWAY 210, AS SHOWN ON SAID RECORD OF SURVEY 08-088;

THENCE LEAVING SAID NORTHERLY LINE OF RENAISSANCE PARKWAY AND ALONG SAID SOUTHERLY RIGHT OF WAY LINE OF HIGHWAY 210, THE FOLLOWING NINE (9) COURSES:

1. NORTH 24°08'05" EAST 32.85 FEET;
2. SOUTH 81°30'48" EAST 160.50 FEET;
3. SOUTH 70°19'11" EAST 248.96 FEET;
4. SOUTH 72°49'43" EAST 380.00 FEET;
5. SOUTH 79°14'58" EAST 210.23 FEET;
6. NORTH 88°51'35" EAST 155.39 FEET;
7. NORTH 80°45'34" EAST 207.98 FEET;
8. SOUTH 68°14'18" EAST 62.25 FEET;
9. SOUTH 36°43'58" EAST 45.09 FEET;

THENCE SOUTH 01°34'48" WEST 75.16 FEET TO THE INTERSECTION OF SOUTHERLY LINE OF SAID EASTON STREET (EXISTING), 66.00 IN WIDTH, AS SHOWN ON SAID RECORD OF SURVEY 08-088;

THENCE WESTERLY ALONG SAID LAST MENTIONED SOUTHERLY LINE, SOUTH 89°33'24" WEST 764.48 FEET TO THE **POINT OF BEGINNING**.

**EXHIBIT "A"**  
**LEGAL DESCRIPTION**  
**AREA A-4**

**CONTAINING: 3.854 ACRES MORE OR LESS.**

**SUBJECT TO: COVENANTS, CONDITIONS, RESTRICTIONS, RESERVATIONS,  
EASEMENTS, AND RIGHTS-OF-WAY, IF ANY**

**PREPARED UNDER THE DIRECTION OF:**



BRIAN L. THIENES  
P.L.S. No. 5750  
REG. EXP. 12/31/17

12/5/16  
DATE

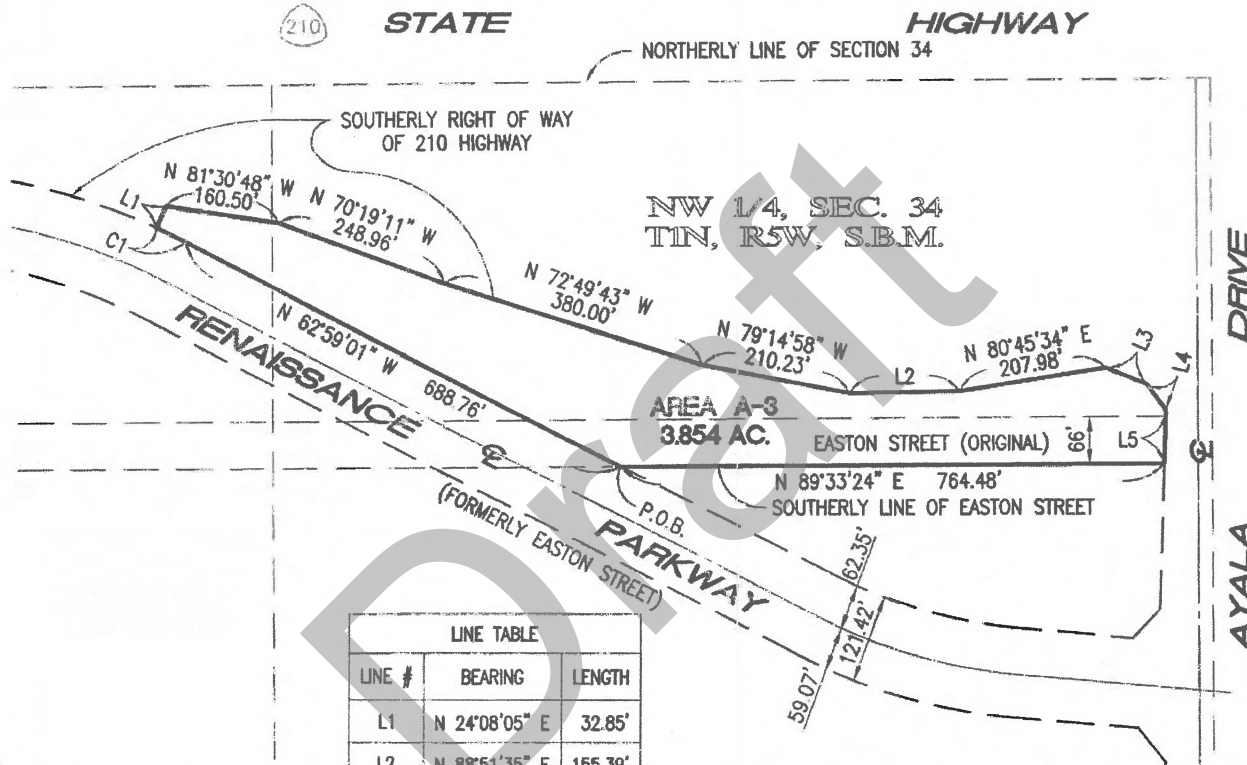


Draft

SCALE: 1" = 200'

**EXHIBIT "B"**  
AREA A-4

SHEET 1 OF 1



NW 1/4, SEC. 34  
T1N, R5W, S.B.M.


AREA A-3  
3.854 AC.

EASTON STREET (ORIGINAL) 68'  
SOUTHERLY LINE OF EASTON STREET  
N 89°33'24" E 764.48'

LINE TABLE		
LINE #	BEARING	LENGTH
L1	N 24°08'05" E	32.85'
L2	N 88°51'35" E	155.39'
L3	S 68°14'18" E	62.25'
L4	S 36°43'58" E	45.09'
L5	S 1°34'48" W	75.16'

CURVE TABLE			
CURVE #	DELTA	RADIUS	LENGTH
C1	2°52'44"	915.45'	46.00'

**LEGEND:**



INDICATES AREA DESCRIBED  
IN LEGAL DESCRIPTION  
CONTAINS: 3.854 ACRES ±

**Thienes Engineering, Inc.**  
CIVIL ENGINEERING • LAND SURVEYING  
14349 FIRESTONE BOULEVARD  
LA MIRADA, CALIFORNIA 90638  
PH.(714)521-4811 FAX(714)521-4173

**SURVEYOR:**

PREPARED UNDER THE DIRECTION OF:

*[Signature]*  
BRIAN L. THIENES  
P.L.S. NO. 5750  
REG. EXP. DEC. 31, 2017

12/5/16  
DATE



**EXHIBIT E**  
**FORM OF RELEASE AGREEMENT**  
**RELEASE OF NOTICE OF COMPENSATION AGREEMENT**  
**RELATED TO REAL PROPERTY**

**RECORDING REQUESTED BY AND WHEN RECORDED MAIL TO:**

Rialto Civic Center  
150 S. Palm Avenue  
Rialto, CA 92376

Attn: Robb R. Steel, Development Services Director

NO FEE FOR RECORDING PURSUANT TO  
GOVERNMENT CODE SECTIONS 6103 AND 27383

---

(SPACE ABOVE THIS LINE FOR RECORDER'S USE)

**FORM OF RELEASE AGREEMENT**  
**RELEASE OF NOTICE OF COMPENSATION AGREEMENT**  
**RELATED TO REAL PROPERTY**

(AREA A PROPERTY)

This Release of Notice of Compensation Agreement Related to Real Property is made as of [INSERT DATE] (the "Notice"), by the CITY OF RIALTO, in its capacity as a taxing entity (the "City") and in its capacity as the Owner of that certain real located ADDRESS, in the City of Rialto, and further described in Exhibit A incorporated herein by reference (the "Property").

**RECITALS**

A. The CITY OF RIALTO (the "City") on the one hand, and the COUNTY OF SAN BERNARDINO (with respect to the County General Fund, Flood Control Zone 2, Flood Control Admin 1 & 2, and County Free Library), Education Revenue Augmentation Fund, Superintendent of Schools, , San Bernardino Community College, Rialto Unified School District, Inland Empire Joint Resource Conservation District, San Bernardino Valley Municipal Water, Chaffey Community College, Fontana Unified School District, West Valley Water District, Inland Empire Utilities Agency and the City of Rialto, as a taxing entity, on the other hand (each a "Taxing Entity" and collectively, the "Taxing Entities") have entered into that certain Compensation Agreement, dated [INSERT DATE] (the "Compensation Agreement"), with reference to the Property.

B. In connection with the Compensation Agreement, the City executed the Notice, which was recorded against the Property in the Official Records of the County of San Bernardino as Instrument No. [INSERT RECORDING NUMBER] on [INSERT DATE].

C. The City, in its capacity as a Taxing Entity, has determined that the Owner has fulfilled its obligations under Section 2 of the Compensation Agreement with respect to the Property and the City desires to release the Notice as a lien or claim on the interest in the Property conveyed and described in Exhibit A.

NOW, THEREFORE, in consideration of the foregoing recitals, which are incorporated herein by this reference, and the mutual benefits accruing to the parties hereto and other valuable consideration, the receipt and sufficiency of which consideration is hereby acknowledged, it is hereby declared, understood and agreed as follows:

The City, in its capacity as a Taxing Entity, hereby releases the Property from any and all obligations under the Notice.

This Agreement contains the entire agreement between the parties hereto and supersedes all prior agreements, oral or written, with respect to the subject matter hereof. This Agreement shall not be construed as if it had been prepared by one of the parties, but rather as if both parties had prepared it.

This Agreement shall be binding on and inure to the benefit of the legal representatives, heirs, successors and assigns of the parties.

This Agreement shall be governed by and construed in accordance with the laws of the State of California.

This Agreement may be signed by the different parties hereto in counterparts, each of which shall be deemed an original but all of which together shall constitute one and the same agreement.

[Signatures on following page]

IN WITNESS WHEREOF, the Owner and the City have entered into this Notice as of the first date written above.

**CITY**

**CITY OF RIALTO**, a California general law city

Date: \_\_\_\_\_

By: \_\_\_\_\_  
City Administrator

**ATTEST:**

By: \_\_\_\_\_  
Barbara McGee, City Clerk

**APPROVED AS TO FORM:**

\_\_\_\_\_  
Stradling Yocca Carlson & Rauth  
City Special Counsel

\_\_\_\_\_  
Fred Galante, City Attorney

Date: \_\_\_\_\_

**[ALL SIGNATURES MUST BE NOTARIZED]**

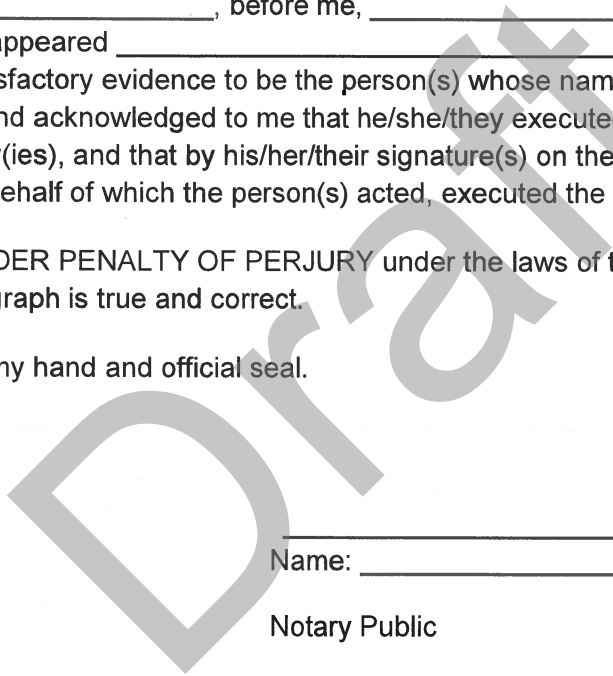
A notary public or other officer completing this certificate verifies only the identity of the individual who signed the document to which this certificate is attached, and not the truthfulness, accuracy, or validity of that document.

STATE OF CALIFORNIA )  
 )  
CITY OF \_\_\_\_\_ )

On \_\_\_\_\_, before me, \_\_\_\_\_, Notary Public, personally appeared \_\_\_\_\_, who proved to me on the basis of satisfactory evidence to be the person(s) whose name(s) is/are subscribed to the within instrument and acknowledged to me that he/she/they executed the same in his/her/their authorized capacity(ies), and that by his/her/their signature(s) on the instrument the person(s), or the entity upon behalf of which the person(s) acted, executed the instrument.

I certify UNDER PENALTY OF PERJURY under the laws of the State of California that the foregoing paragraph is true and correct.

WITNESS my hand and official seal.



\_\_\_\_\_  
Name: \_\_\_\_\_

Notary Public



**EXHIBIT A**  
**LEGAL DESCRIPTION**

SHEET 1 OF 2

**EXHIBIT "A"**  
**LEGAL DESCRIPTION**  
**AREA A-1**

THE NORTHEAST ONE-QUARTER OF SECTION 33, TOWNSHIP 1 NORTH, RANGE 5 WEST, SAN BERNARDINO MERIDIAN, IN THE CITY OF RIALTO, COUNTY OF SAN BERNARDINO, STATE OF CALIFORNIA, ACCORDING TO GOVERNMENT TOWNSHIP PLAT.

**EXCEPTING THEREFROM** THAT PORTION OF LAND DESCRIBED IN GRANT DEED TO THE STATE OF CALIFORNIA, RECORDED JUNE 12, 2008 AS DOCUMENT NO. 2008-0268512 OF OFFICIAL RECORDS, ALSO EXCEPTING THEREFROM THAT PORTION OF SAID LAND LYING SOUTHERLY OF THE SOUTHERLY LINE AND EASTERLY OF THE EASTERLY LINE OF SAID GRANT DEED.

**EXCEPTING THEREFROM** THAT PORTION DESCRIBED AS PARCEL 15469-2 OF FINAL ORDER OF CONDEMNATION, RECORDED NOVEMBER 7, 2008 AS DOCUMENT NO. 2008-0489887 OF OFFICIAL RECORDS.

**EXCEPTING THEREFROM** PARCEL 1 AND THAT PORTION OF LOCUST AVENUE LYING WEST OF SAID PARCEL 1 AS SHOWN ON RECORD OF SURVEY, IN SAID CITY, COUNTY AND STATE, AS PER MAP FILED IN BOOK 18, PAGE 85 OF RECORD OF SURVEYS, IN THE OFFICE OF THE COUNTY RECORDER OF SAID COUNTY.

**EXCEPTING THEREFROM** THAT PORTION OF SAID NORTHEAST ONE-QUARTER LYING NORTHERLY OF THE FOLLOWING DESCRIBED LINE:

**BEGINNING** AT A POINT IN THE WESTERLY LINE OF SAID NORTHEAST ONE-QUARTER, DISTANT THEREON SOUTH 00° 20' 18" EAST 30.00 FEET;

THENCE EASTERLY ALONG A LINE PARALLEL WITH AND DISTANT SOUTHERLY 30.00 FEET MEASURED AT RIGHT ANGLES FROM THE NORTHERLY LINE OF SAID SECTION 33, NORTH 89° 41' 38" EAST 63.49 FEET TO A POINT IN THE SOUTHERLY RIGHT OF WAY OF HIGHWAY 210, AS SHOWN ON RECORD OF SURVEY 08-088, AS PER MAP FILED IN BOOK 140, PAGES 35 THROUGH 51 INCLUSIVE OF RECORD OF SURVEYS, IN THE OFFICE OF THE COUNTY RECORDER OF SAID COUNTY;

THENCE ALONG SAID SOUTHERLY RIGHT OF WAY AND ITS EASTERLY PROLONGATION TO THE EASTERLY LINE OF SAID SECTION 33, THE FOLLOWING THREE (3) COURSES:

1. NORTH 00° 05' 27" WEST 0.81 FEET;
2. NORTH 59° 46' 25" EAST 31.81 FEET;
3. SOUTH 88° 37' 47" WEST 2553.35 FEET;

**EXHIBIT "A"**  
**LEGAL DESCRIPTION**  
**AREA A-1**

**CONTAINING:** 13.413 ACRES MORE OR LESS.

**SUBJECT TO:** COVENANTS, CONDITIONS, RESTRICTIONS, RESERVATIONS,  
EASEMENTS, AND RIGHTS-OF-WAY, IF ANY

PREPARED UNDER THE DIRECTION OF:



\_\_\_\_\_  
BRIAN L. THIENES  
P.L.S. No. 5750  
REG. EXP. 12/31/17

12/5/16  
\_\_\_\_\_  
DATE

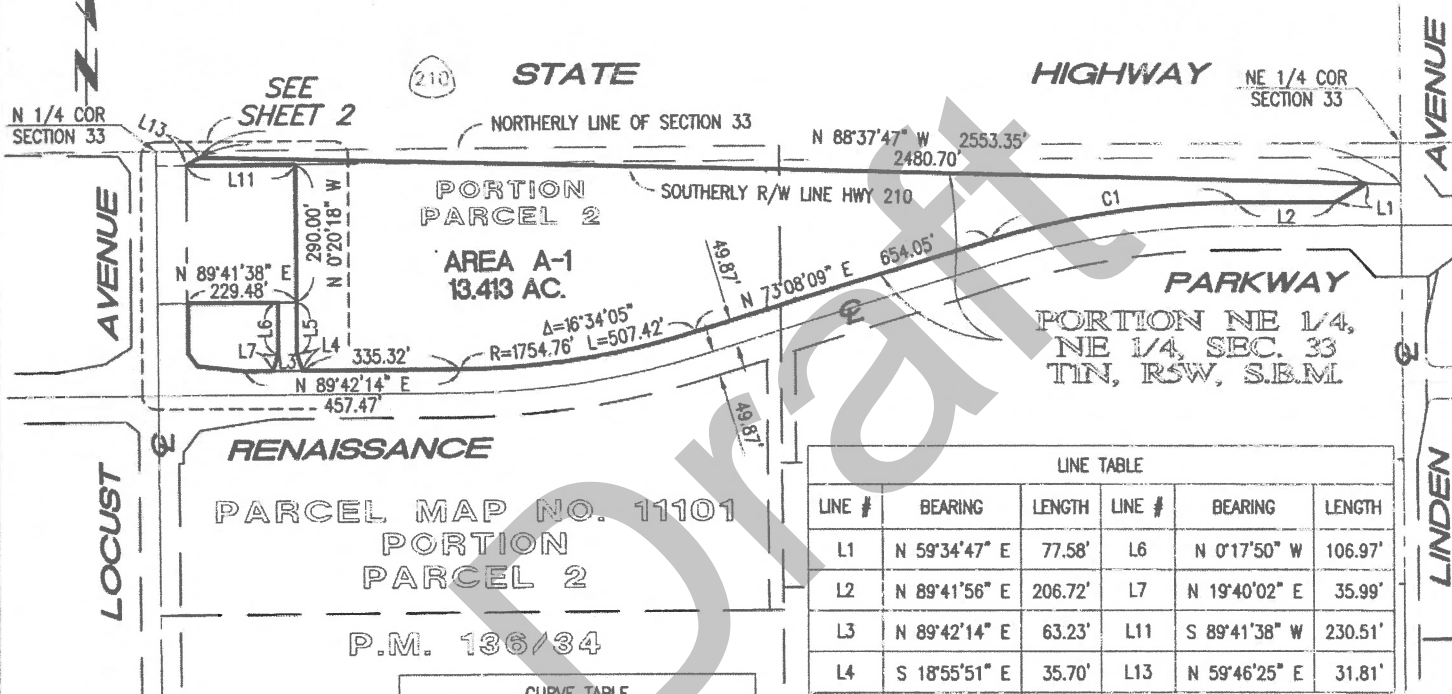


Draft

SCALE: 1" = 300'

SHEET 1 OF 2


**EXHIBIT "B"**  
 PLAT TO ACCOMPANY LEGAL DESCRIPTION  
 AREA A-1



LINE TABLE					
LINE #	BEARING	LENGTH	LINE #	BEARING	LENGTH
L1	N 59°34'47" E	77.58'	L6	N 0°17'50" W	106.97'
L2	N 89°41'56" E	206.72'	L7	N 19°40'02" E	35.99'
L3	N 89°42'14" E	63.23'	L11	S 89°41'38" W	230.51'
L4	S 18°55'51" E	35.70'	L13	N 59°46'25" E	31.81'
L5	N 0°17'50" W	106.98'			

CURVE TABLE			
CURVE #	DELTA	RADIUS	LENGTH
C1	16°33'47"	1854.50'	536.10'

**LEGEND:**



INDICATES AREA DESCRIBED  
 IN LEGAL DESCRIPTION  
 CONTAINS: 13.413 ACRES ±

**Thienes Engineering, Inc.**  
 CIVIL ENGINEERING • LAND SURVEYING  
 14349 FIRESTONE BOULEVARD  
 LA MIRADA, CALIFORNIA 90638  
 PH.(714)521-4811 FAX(714)521-4173

**SURVEYOR:**

PREPARED UNDER THE DIRECTION OF:

*[Signature]*  
 BRIAN L. THIENES

12/5/16  
 DATE

P.L.S. NO. 5750  
 REG. EXP. DEC. 31, 2017

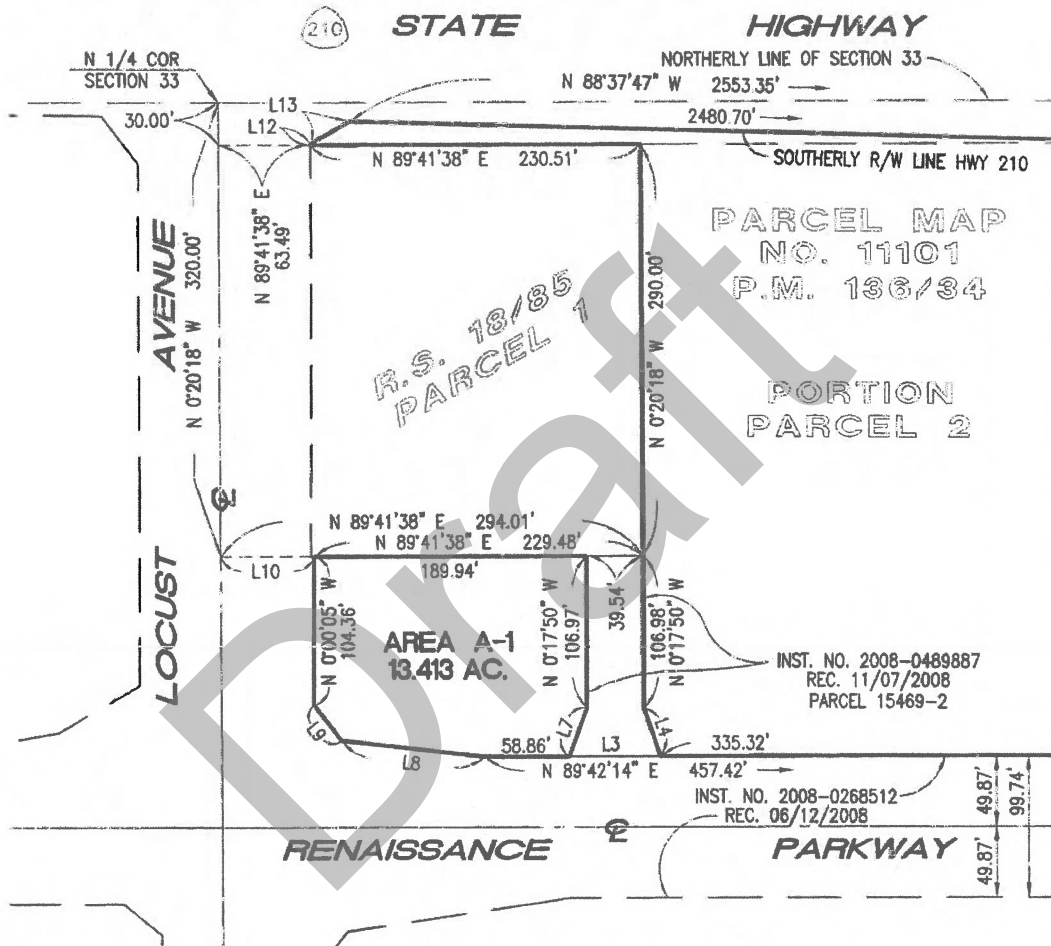


Area A-1  
 Page 3 of 4


SCALE: 1" = 100'

SHEET 2 OF 2

**EXHIBIT "B"**  
 PLAT TO ACCOMPANY LEGAL DESCRIPTION  
 AREA A-1



**LEGEND:**

 INDICATES AREA DESCRIBED IN LEGAL DESCRIPTION CONTAINS: 13.413 ACRES ±

LINE TABLE					
LINE #	BEARING	LENGTH	LINE #	BEARING	LENGTH
L3	N 89°42'14" E	63.23'	L9	S 37°41'57" E	31.39'
L4	S 18°55'51" E	35.70'	L10	S 89°41'38" W	64.53'
L7	N 19°40'02" E	35.99'	L12	N 0°05'27" W	0.81'
L8	S 83°46'03" E	100.92'	L13	N 59°46'25" E	31.81'

**Thienes Engineering, Inc.**  
 CIVIL ENGINEERING • LAND SURVEYING  
 14349 FIRESTONE BOULEVARD  
 LA MIRADA, CALIFORNIA 90638  
 PH. (714) 521-4811 FAX (714) 521-4173

**EXHIBIT "A"**  
**LEGAL DESCRIPTION**  
**AREA A-2**

THE NORTHEAST ONE-QUARTER OF SECTION 33, TOWNSHIP 1 NORTH, RANGE 5 WEST, SAN BERNARDINO MERIDIAN, IN THE CITY OF RIALTO, COUNTY OF SAN BERNARDINO, STATE OF CALIFORNIA, ACCORDING TO GOVERNMENT TOWNSHIP PLAT.

**EXCEPTING THEREFROM** THAT PORTION OF LAND DESCRIBED IN GRANT DEED TO THE STATE OF CALIFORNIA, RECORDED JUNE 12, 2008 AS DOCUMENT NO. 2008-0268512 OF OFFICIAL RECORDS, ALSO EXCEPTING THEREFROM THAT PORTION OF SAID DESCRIBED LAND LYING NORTHERLY OF THE SOUTHERLY LINE AND ITS EASTERLY PROLONGATION TO THE EASTERLY LINE OF SAID SECTION 33.

**EXCEPTING THEREFROM** THAT PORTION LYING SOUTHERLY OF THE SOUTHERLY LINE OF THE NORTH 263.79 FEET OF THE SOUTH HALF OF THE NORTHEAST ONE-QUARTER OF THE NORTHEAST ONE-QUARTER OF SECTION 33, TOWNSHIP 1 NORTH, RANGE 5 WEST, SAN BERNARDINO MERIDIAN, ACCORDING TO GOVERNMENT TOWNSHIP PLAT.

**EXCEPTING THEREFROM** PARCEL 1 OF PARCEL MAP NO. 111101, IN SAID CITY, COUNTY AND STATE, AS PER MAP FILED IN BOOK 136, PAGE 34 OF PARCEL MAPS, IN THE OFFICE OF THE COUNTY RECORDER OF SAID COUNTY.

**CONTAINING:** 32.252 ACRES MORE OR LESS.

**SUBJECT TO:** COVENANTS, CONDITIONS, RESTRICTIONS, RESERVATIONS, EASEMENTS, AND RIGHTS-OF-WAY, IF ANY

PREPARED UNDER THE DIRECTION OF:

  
\_\_\_\_\_  
BRIAN L. THIENES  
P.L.S. No. 5750  
REG. EXP. 12/31/17

12/5/16  
\_\_\_\_\_  
DATE

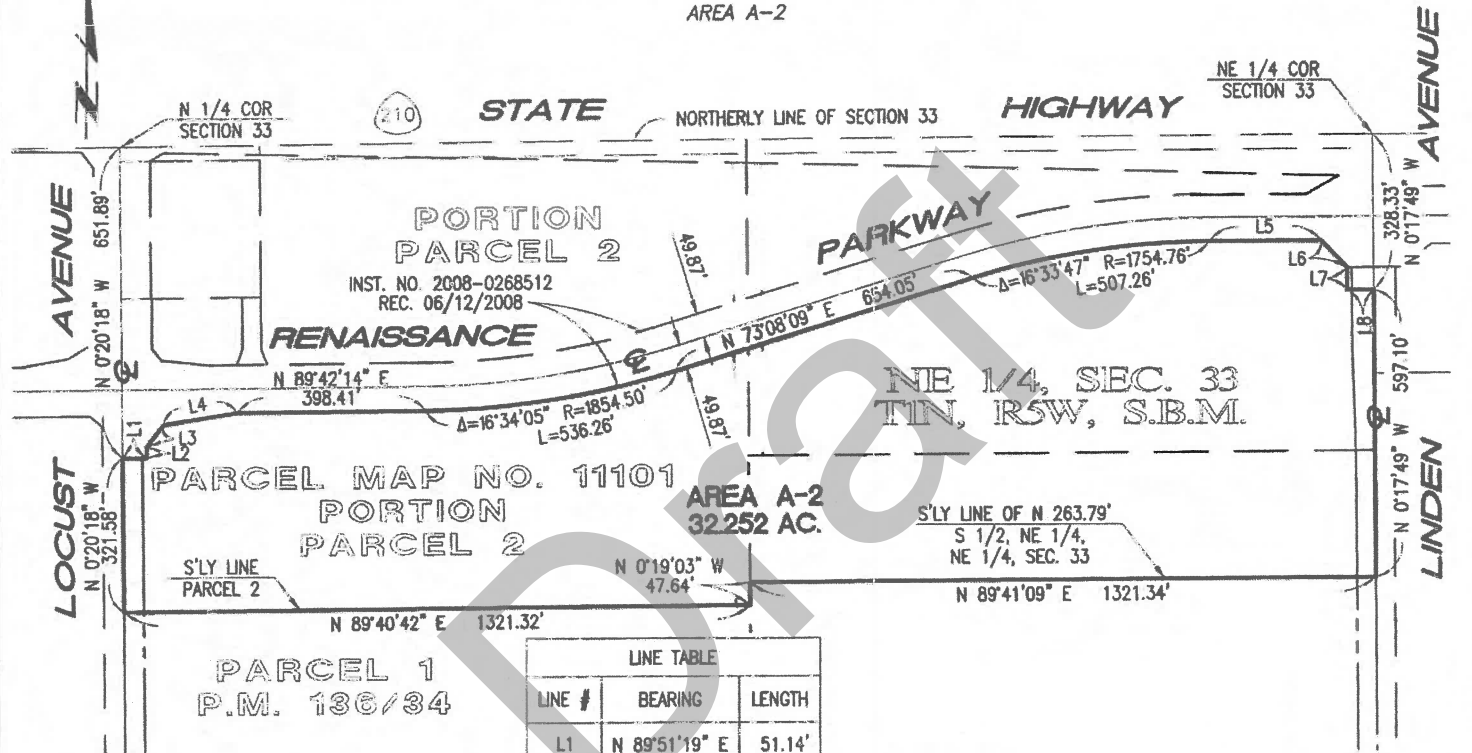


SCALE: 1" = 300'


**EXHIBIT "B"**

SHEET 1 OF 1

PLAT TO ACCOMPANY LEGAL DESCRIPTION  
AREA A-2



**LEGEND:**



INDICATES AREA DESCRIBED  
IN LEGAL DESCRIPTION  
CONTAINS: 32.252 ACRES ±

**Thienes Engineering, Inc.**  
CIVIL ENGINEERING • LAND SURVEYING  
14349 FIRESTONE BOULEVARD  
LA MIRADA, CALIFORNIA 90638  
PH.(714)521-4811 FAX(714)521-4173

**SURVEYOR:**

PREPARED UNDER THE DIRECTION OF:

*[Signature]*

BRIAN L. THIENES  
P.L.S. NO. 5750  
REG. EXP. DEC. 31, 2017

12/5/16  
DATE



**EXHIBIT "A"**  
**LEGAL DESCRIPTION**  
**AREA A-3**

THE NORTHWEST ONE-QUARTER OF SECTION 34, TOWNSHIP 1 NORTH, RANGE 5 WEST, SAN BERNARDINO MERIDIAN, IN THE CITY OF RIALTO, COUNTY OF SAN BERNARDINO, STATE OF CALIFORNIA, ACCORDING TO GOVERNMENT TOWNSHIP PLAT, DESCRIBED AS FOLLOWS:

**BEGINNING** AT A POINT IN THE WESTERLY LINE OF SAID SECTION 34, DISTANT THEREON SOUTH  $00^{\circ} 17' 49''$  EAST 282.15 FEET;

THENCE NORTH  $89^{\circ} 26' 12''$  EAST 56.59 FEET TO A POINT IN THE SOUTHERLY LINE OF RENAISSANCE PARKWAY, FORMERLY (IMPROVEMENT) EASTON STREET, AS SHOWN ON SAID RECORD OF SURVEY 08-088;

THENCE EASTERLY ALONG SAID SOUTHERLY LINE THE FOLLOWING FOUR COURSES:

1. THENCE NORTH  $53^{\circ} 10' 31''$  EAST 80.85 FEET;
2. THENCE NORTH  $89^{\circ} 42' 07''$  EAST 657.02 FEET TO THE BEGINNING OF A TANGENT CURVE CONCAVE SOUTHERLY, HAVING A RADIUS OF 794.03 FEET;
3. THENCE EASTERLY ALONG SAID TANGENT CURVE, THROUGH A CENTRAL ANGLE OF  $27^{\circ} 18' 52''$ , AN ARC LENGTH OF 378.54 FEET;
4. THENCE SOUTH  $62^{\circ} 59' 01''$  EAST 455.12 FEET TO A POINT IN THE SOUTHERLY LINE OF EASTON STREET (EXISTING), 66.00 IN WIDTH, AS SHOWN ON SAID RECORD OF SURVEY 08-088.


THENCE ALONG SAID SOUTHERLY LINE OF EASTON STREET (EXISTING), SOUTH  $89^{\circ} 33' 24''$  WEST 1547.32 FEET TO SAID WESTERLY LINE OF SAID SECTION 34;

THENCE NORTHERLY ALONG SAID WESTERLY LINE, NORTH  $00^{\circ} 17' 49''$  WEST 252.92 FEET TO THE POINT OF BEGINNING.

**CONTAINING:** 8.502 ACRES MORE OR LESS.

**SUBJECT TO:** COVENANTS, CONDITIONS, RESTRICTIONS, RESERVATIONS, EASEMENTS, AND RIGHTS-OF-WAY, IF ANY

PREPARED UNDER THE DIRECTION OF:

  
\_\_\_\_\_  
BRIAN L. THIENES  
P.L.S. No. 5750  
REG. EXP. 12/31/17

12/5/16  
\_\_\_\_\_  
DATE

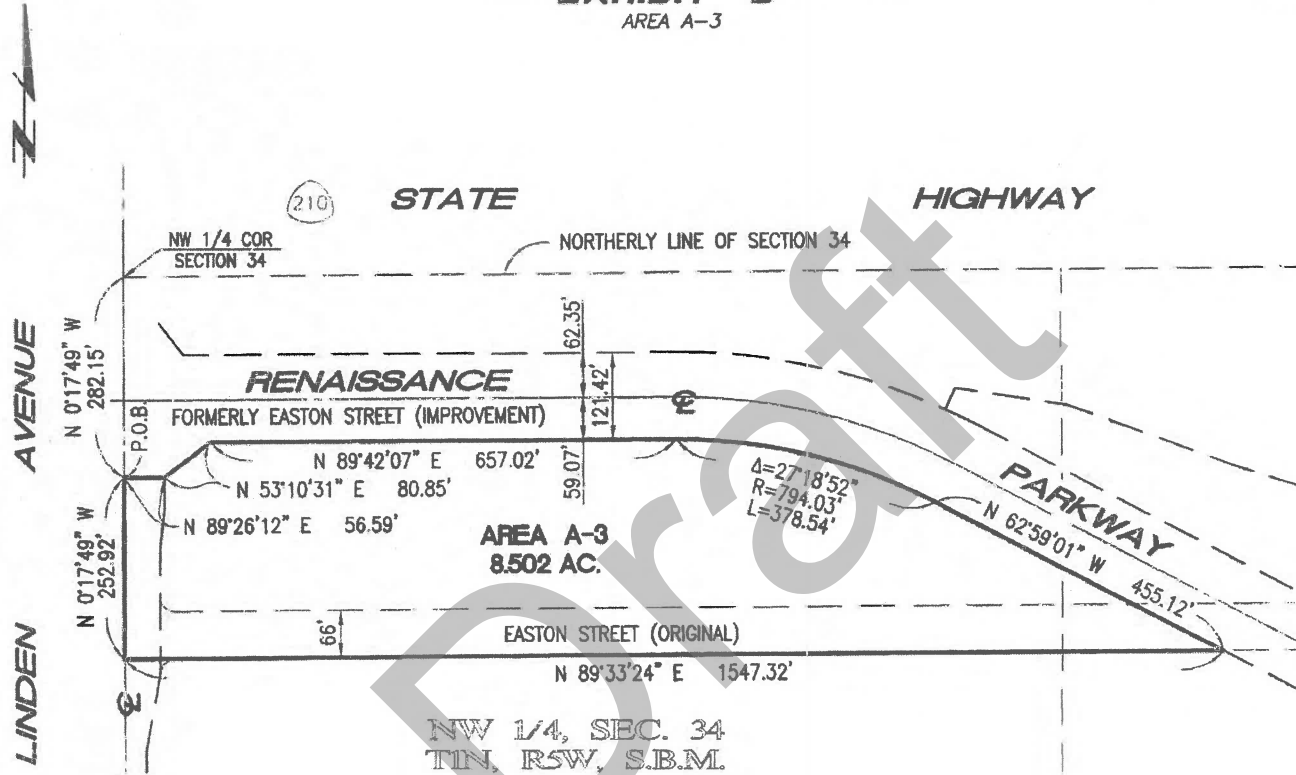


SCALE: 1" = 200'


# EXHIBIT "B"

AREA A-3

SHEET 1 OF 1



**LEGEND:**




INDICATES AREA DESCRIBED  
IN LEGAL DESCRIPTION  
CONTAINS: 8.502 ACRES ±

**Thienes Engineering, Inc.**  
 CIVIL ENGINEERING • LAND SURVEYING  
 14349 FIRESTONE BOULEVARD  
 LA MIRADA, CALIFORNIA 90638  
 PH. (714) 521-4811 FAX (714) 521-4173

**SURVEYOR:**

PREPARED UNDER THE DIRECTION OF:

  
 BRIAN L. THIENES  
 P.L.S. NO. 5750  
 REG. EXP. DEC. 31, 2017

12/5/16  
DATE





**EXHIBIT "A"**  
**LEGAL DESCRIPTION**  
**AREA A-4**

THAT PORTION OF THE NORTHWEST ONE-QUARTER OF SECTION 34, TOWNSHIP 1 NORTH, RANGE 5 WEST, SAN BERNARDINO MERIDIAN, IN THE CITY OF RIALTO, COUNTY OF SAN BERNARDINO, STATE OF CALIFORNIA, ACCORDING TO GOVERNMENT TOWNSHIP PLAT;

**BEGINNING** AT THE INTERSECTION OF THE SOUTHERLY LINE OF EASTON STREET (EXISTING), 66.00 IN WIDTH, AS SHOWN ON RECORD OF SURVEY 08-088, AS PER MAP FILLED IN BOOK 140, PAGES 35 THROUGH 51 INCLUSIVE OF RECORD OF SURVEYS, IN THE OFFICE OF THE COUNTY RECORDER OF SAID COUNTY AND THE NORTHERLY LINE OF RENAISSANCE PARKWAY, FORMERLY (IMPROVEMENT) EASTON STREET, AS SHOWN ON SAID RECORD OF SURVEY 08-088;

THENCE NORTHWESTERLY ALONG SAID NORTHERLY LINE, NORTH 62°59'01" WEST 688.76 FEET TO THE BEGINNING OF A TANGENT CURVE CONCAVE SOUTHWESTERLY AND HAVING A RADIUS OF 915.45 FEET;

THENCE NORTHWESTERLY ALONG SAID TANGENT CURVE, THROUGH A CENTRAL ANGLE OF 02°52'44", AN ARC LENGTH OF 46.00 FEET TO THE SOUTHERLY RIGHT OF WAY LINE OF HIGHWAY 210, AS SHOWN ON SAID RECORD OF SURVEY 08-088;

THENCE LEAVING SAID NORTHERLY LINE OF RENAISSANCE PARKWAY AND ALONG SAID SOUTHERLY RIGHT OF WAY LINE OF HIGHWAY 210, THE FOLLOWING NINE (9) COURSES:

1. NORTH 24°08'05" EAST 32.85 FEET;
2. SOUTH 81°30'48" EAST 160.50 FEET;
3. SOUTH 70°19'11" EAST 248.96 FEET;
4. SOUTH 72°49'43" EAST 380.00 FEET;
5. SOUTH 79°14'58" EAST 210.23 FEET;
6. NORTH 88°51'35" EAST 155.39 FEET;
7. NORTH 80°45'34" EAST 207.98 FEET;
8. SOUTH 68°14'18" EAST 62.25 FEET;
9. SOUTH 36°43'58" EAST 45.09 FEET;

THENCE SOUTH 01°34'48" WEST 75.16 FEET TO THE INTERSECTION OF SOUTHERLY LINE OF SAID EASTON STREET (EXISTING), 66.00 IN WIDTH, AS SHOWN ON SAID RECORD OF SURVEY 08-088;

THENCE WESTERLY ALONG SAID LAST MENTIONED SOUTHERLY LINE, SOUTH 89°33'24" WEST 764.48 FEET TO THE POINT OF BEGINNING.

**EXHIBIT "A"**  
**LEGAL DESCRIPTION**  
**AREA A-4**

**CONTAINING:** 3.854 ACRES MORE OR LESS.

**SUBJECT TO:** COVENANTS, CONDITIONS, RESTRICTIONS, RESERVATIONS,  
EASEMENTS, AND RIGHTS-OF-WAY, IF ANY

PREPARED UNDER THE DIRECTION OF:



BRIAN L. THIENES  
P.L.S. No. 5750  
REG. EXP. 12/31/17

12/5/16  
DATE

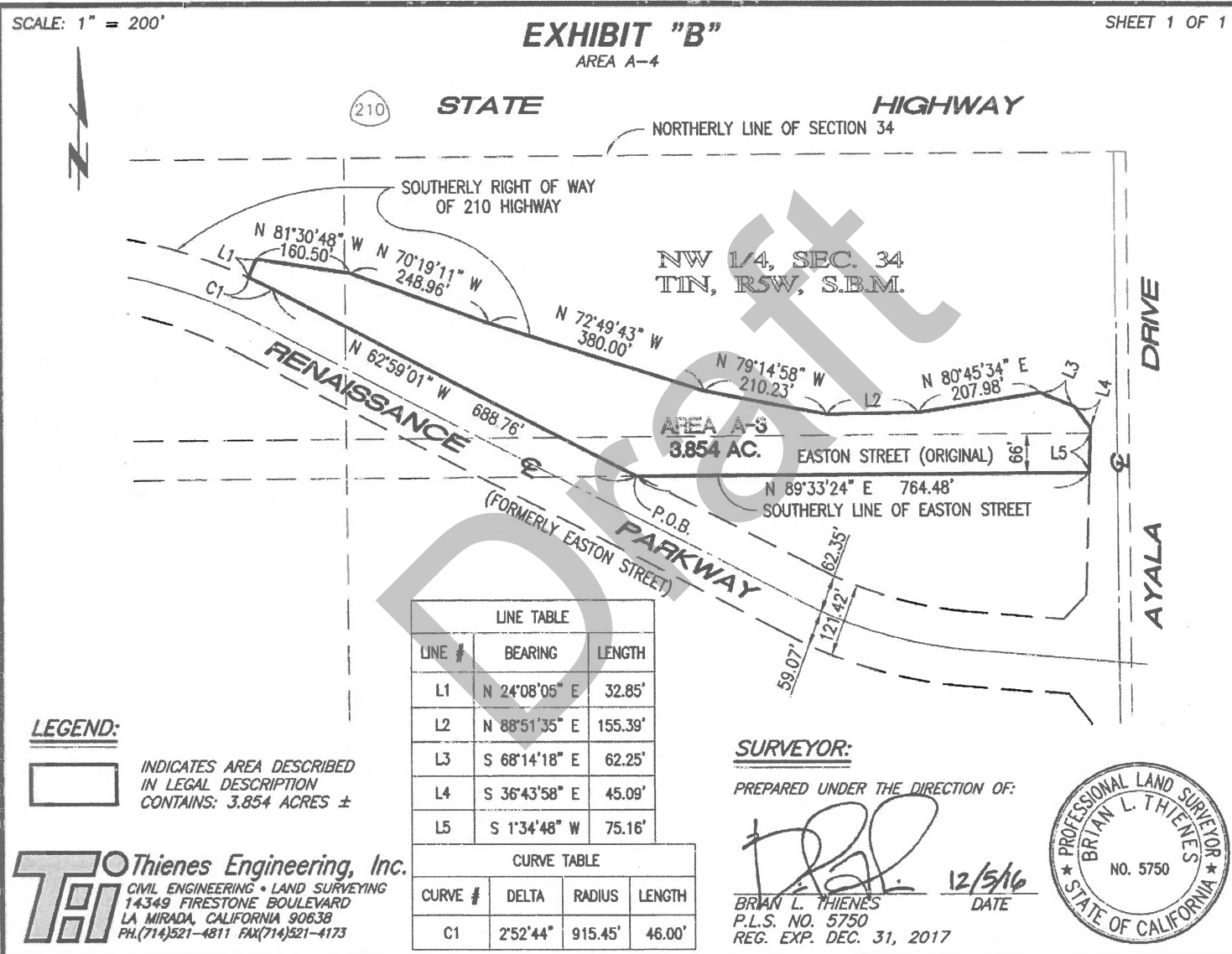


Draft

SCALE: 1" = 200'

**EXHIBIT "B"**  
AREA A-4

SHEET 1 OF 1




LINE TABLE

LINE #	BEARING	LENGTH
L1	N 24°08'05" E	32.85'
L2	N 88°51'35" E	155.39'
L3	S 68°14'18" E	62.25'
L4	S 36°43'58" E	45.09'
L5	S 1°34'48" W	75.16'

CURVE TABLE

CURVE #	DELTA	RADIUS	LENGTH
C1	2°52'44"	915.45'	46.00'

**LEGEND:**



INDICATES AREA DESCRIBED  
IN LEGAL DESCRIPTION  
CONTAINS: 3.854 ACRES ±

**Thienes Engineering, Inc.**  
CIVIL ENGINEERING • LAND SURVEYING  
14349 FIRESTONE BOULEVARD  
LA MIRADA, CALIFORNIA 90638  
PH. (714) 521-4811 FAX (714) 521-4173

**SURVEYOR:**

PREPARED UNDER THE DIRECTION OF:

*[Signature]*  
BRIAN L. THIENES  
P.L.S. NO. 5750

12/5/16  
DATE

REG. EXP. DEC. 31, 2017



## Project 14 – 210 FREEWAY FRONTAGE

<b>Location/Address:</b>	Between Ayala Ave. and Laurel Ave., South of 210 Freeway
<b>Total Properties:</b>	7 Parcels– all vacant lots
<b>Land Use:</b>	Renaissance Specific Plan – Town Center/Low Density Residential/Corporate Center
<b>Disposition of Parcels:</b>	Satisfy Enforceable Obligation – SEE ATTACHMENT "A" FOR ADDITIONAL INFORMATION

1. The date of the former Agency's acquisition of the property; the value of the property when it was acquired; the purpose for which the property was acquired; and parcel data:

The Redevelopment Agency of the City of Rialto ("Agency") assembled these properties over a period of time for consolidation and future development as part of the Airport Redevelopment Project situated within the Renaissance Rialto Specific Plan. The 57-acre site consists of properties on the northerly edge of the Rialto Municipal Airport, and immediately south of the 210 Freeway. The Agency acquired the parcels from various private sellers and CalTrans.

Parcels Data:

Assessor Parcel Number(s)	Purchase Date	Original Purchase Price/Market Value	Parcel SF	Building SF	Parcel Leased	Estimate Current Market Value
0240-251-14	12-30-98	\$ 475,570 (a)	625,421	N/A	No	\$4,065,237
0240-251-29 (g)	12-30-98	\$ 744,124 (a) (e)	978,140	N/A	No	\$ 6,179,368 (f)
0240-251-30	12-30-98	\$ 30,306 (a)	39,837	N/A	No	\$ 258,941
0240-251-33	10-13-04	\$2,790,720 (b)	348,840	N/A	No	\$ 2,267,460
0264-151-45	09-27-05	\$1,528,000	238,709	N/A	No	\$ 1,551,609
0264-151-76	08-28-08	\$1,163,000 (c)	97,357	N/A	No	\$ 632,821
0264-151-78	08-28-08	\$2,009,000 (c)	167,013	N/A	No	\$ 1,085,585
<b>TOTAL:</b>		<b>\$8,740,720 (d)</b>	<b>2,495,317 (57.28 acres)</b>			<b>\$16,041,021</b>

- (a) Purchase price reflects multiple properties acquired in a single transaction for a total amount of \$1,250,000.  
 (b) The City conveyed the property to the Agency. The market value for the property at the time of the conveyance was estimated at \$8 per square foot, or \$2,790,720.  
 (c) The Agency retained the properties as part of settlement agreement with CalTrans.  
 (d) In 2008, a settlement agreement with CalTrans reduced total acres of site to 60.3 acres or 2,627,126 SF. Purchase prices are based on time of acquisition prior to settlement agreement.  
 (e) On January 15, 2013, Oversight Board approved about 27,468 SF for right-of-way dedication.  
 (f) Estimate based on 950,672 SF, after deducting right-of-way dedication.  
 (g) In 2013, Southern California Edison filed litigation for easement use for portions of the parcel.

2. An estimate of the current value of the parcel including, if available, any appraisal information:

The estimated market value is based on a study conducted by Keyser Marston and Associates dated February 8, 2013. The study determined that the estimated market value in Rialto for land in a commercial area is \$6.50 per square foot. SEE ATTACHMENT "B" FOR A COPY OF THE STUDY.

3. An estimate of any revenues generated by the property, and a description of the contractual requirements for the disposition of those revenues:

None of the properties generate any revenue.

4. The history of environmental contamination affecting the property, including designation as a brownfield site, any environmental studies, and history of any remediation efforts:

None.

5. Previous development activity; potential for transit-oriented development ("TOD"):

No potential for TOD activity. Since 2004, the site has been the subject of a Contract of Sale between the Agency and Lewis Hillwood Rialto LLC, which granted LHR the option to acquire the property (known as "A" Property) from the Agency for development purposes. During this period the City has adopted a specific plan, and the Agency and LHR have approved an agreement and amendments for a proposed development of retail, residential and Industrial uses as part of the Renaissance Rialto Specific Plan (SEE ATTACHMENT "J"). In 2013, Southern California Edison Company filed litigation for eminent domain for utility easement for Agency parcel known as APN 0240-251-29.

Earlier in 2013, the Oversight Board and the Department of Finance approved utilization of a portion of the property as right of way for extension for government purpose. About 27,468 SF of APN 0240-251-29 was included for right of way improvements. The remaining 950,672 SF is available for future development.


6. Potential use to advance the planning objectives of the Successor Agency:

The properties and project are also included in the adopted 2010-2014 Redevelopment Implementation Plan (SEE ATTACHMENT "D"), as follows:


*(Renaissance Rialto) "As a component of the revitalization of the Rialto Airport, Lewis Hillwood Rialto, LLC (LHR), prepared a specific plan named the Renaissance Rialto Specific Plan. The Renaissance Rialto Specific Plan envisions a mixed use development consisting of approximately 1,700 dwelling units, over one million square feet of freeway oriented commercial/retail and over 15 million square feet of light industrial business park land uses. A major element of the land use plan includes a 600,000 square foot sub-regional community shopping center on approximately 60 acres of land along I-210 between Linden Avenue and Ayala Drive. The development of this retail center will provide the City with additional sales tax revenues and provide additional goods and services to the community." (Page 36)*

**SITE MAP**

Parcels 0240-151-45, 76, 78  
(Between Ayala Ave and Linden Avenue)



**SITE MAP**  
**Parcels 0240-251-14, 29, 30, 33**  
**(Between Locost Ave and Linden Avenue)**



# Attachment 4

## Compensation Agreement for Public Park Property in Renaissance Specific Plan Area (governmental use)

**COMPENSATION AGREEMENT  
(PUBLIC PARK)**

This **COMPENSATION AGREEMENT (PUBLIC PARK)** (this “Compensation Agreement”), dated as of September 1, 2017, is entered into by and between the CITY OF RIALTO (the “City”) on the one hand, and the COUNTY OF SAN BERNARDINO (with respect to the County General Fund, Flood Control Zone 2, Flood Control Admin 1 & 2, and County Free Library), Education Revenue Augmentation Fund, Superintendent of Schools, Chaffey Community College, San Bernardino Community College, Colton Joint Unified School District, Fontana Unified School District, Rialto Unified School District, Inland Empire Joint Resource Conservation District, Inland Empire Utilities Agency, San Bernardino Valley Municipal Water, West Valley Water District, and the City of Rialto, as a taxing entity, on the other hand (each a “Taxing Entity” and collectively, the “Taxing Entities”). The Taxing Entities and the “City” are the “Parties,” with each being a “Party”.

**RECITALS:**

A. Pursuant to AB X1 26 (enacted in June 2011), as modified by the California Supreme Court’s decision in *California Redevelopment Association, et al. v. Ana Matosantos, et al.*, 53 Cal.4th 231(2011) (*Matosantos*), the Redevelopment Agency of the City of Rialto (the “Former Agency”) was dissolved as of February 1, 2012, the Successor Agency was established, and an oversight board to the Successor Agency (the “Oversight Board”) was established.

B. Pursuant to Health and Safety Code Section 34175(b) and the California Supreme Court’s decision in *Matosantos*, on February 1, 2012, properties of the Former Agency transferred to the control of the Successor Agency to the Redevelopment Agency of the City of Rialto (the “Successor Agency”) by operation of law, including the property generally described in **Exhibit A** attached hereto and incorporated herein by reference (the “Property”). A legal description consistent with Exhibit A will be prepared prior to the time that the City dedicates the Property for public park purposes, as hereinafter described.

C. Pursuant to Health and Safety Code Section 34191.5(b), the Successor Agency prepared an amended long-range property management plan (the “LRPMP”) which addresses the disposition and use of the properties of the Former Agency, and by letter dated March 10, 2015, the Department of Finance (the “DOF”) approved the Successor Agency’s use or disposition of the properties listed in the LRPMP. The Property herein is identified as LRPMP #9 Site designated for “future development” in the LRPMP, and as described in Recital D, below.

D. As a future development, the Property was or will be transferred by the Successor Agency from the Community Redevelopment Property Trust Fund (“Trust Fund”) to the City. The LRPMP also provides that the City will enter into a compensation agreement with respect to all of the City Disposition Properties, including the Property with all of the affected taxing entities, as defined in Health and Safety Code Section 34171(k). The County and other parties to this Agreement are affected taxing entities. The complete list of the Taxing Entities, including the address of each is shown on **Exhibit C** and the Applicable Tax Rate of each is shown on **Exhibit B**, each of which is attached hereto and incorporated herein by reference.



E. In accordance with the LRPMP, the City intends to develop and use the Property as a public park.

F. To promote the public interest, the Taxing Entities and the City are entering into this Compensation Agreement to provide for the City to compensate the Taxing Entities with respect to the Property in accordance with the terms of this Compensation Agreement but only in the event that the Property is sold, leased, or otherwise transferred by the City to a third party for non-governmental purposes, defined as use not contemplated as governmental purpose use consistent with Health and Safety Code Section 34181(a)(1) as such may be amended (a "Non-Governmental Transfer").

**NOW THEREFORE, IN CONSIDERATION OF THE COMPENSATION, BOTH MONETARY AND NONMONETARY, AND THE COVENANTS PROVIDED HEREIN, THE PARTIES HERETO AGREE AS FOLLOWS:**

Section 1. Recitals. The above recitals are true and correct and are a substantive part of this Compensation Agreement.

Section 2. Development and Use of the Property as a Public Park. The City intends to develop and use Property as a public park. As long as Property is being developed and used for a public park, or other governmental or public use consistent with Health and Safety Code Section 34181(a)(1) as such may be amended, no compensation will be due and payable to the Taxing Entities in accordance with Section 3.A., below. If, however, the City fails to develop the Property for public park purposes or once dedicated terminates the use of Property as a public park and causes a Non-Governmental Transfer, the compensation provisions contained in Section 3.C. shall be applicable.

Section 3. Consent to Transfer; Compensation. The Taxing Entities hereby irrevocably consents to the transfer of the Property by the Successor Agency to the City for the Public Park, subject to the following agreement of the Parties as to compensation to be paid by the City for the Property.

- A. The compensation to be paid by the City to the Taxing Entities for the Property is \$1.00 (one dollar) (the "Initial Compensation Amount"). The Taxing Entities acknowledge that the Initial Compensation Amount represents a negotiated consideration for the City's ability to retain the Property pursuant to Health and Safety Code Section 34180(f)(1) and the Taxing Entities hereby waive their respective rights to seek additional or alternative compensation for the value of the Property pursuant to that provision for the transfer to the City.
- B. The City shall pay the Initial Compensation Amount to the Taxing Entities by warrant or check of the City delivered to the Taxing Entities at the address set forth in Exhibit C within five (5) business days after the Effective Date, defined below, of this Compensation Agreement.
- C. If, after the Effective Date, the City wishes to cause a Non-Governmental Transfer, the City shall provide notice of such Non-Governmental Transfer to the Taxing Entities at

least 45 days prior to the Non-Governmental Transfer. In such event, additional compensation shall be determined and paid, as follows:

1. The Parties acknowledge that a valuation of the Property will be established, by formal appraisal and the appraised value, as so determined, will be used as the purchase price for the Property (the "Purchase Price"). The "Net Purchase Price" is the Purchase Price received by the City ("Net City Proceeds") less the City's actual and reasonable costs to pay third party vendors for appraisal, legal, real estate consultant and marketing, title company, title insurance, escrow, closing and, to the extent applicable, any other costs related to the preparation approval and/or implementation of the Non-Governmental Transfer of the Property ("Costs of Sale"). The City shall keep complete, accurate and appropriate books and records of the Costs of Sale and its calculation of the Net Purchase Price.
2. The additional compensation to be paid by the City to each Taxing Entity with respect to the Property in such event is established by multiplying the Applicable Tax Rate by the Net Purchase Price for the Property (the "Additional Compensation Amount"). The Applicable Tax Rate" is the tax rate for each of the Taxing Entities as provided by the County Auditor-Controller. "Project Area" means the project area created by the Former Agency.

ERAF is entitled to a distribution of Net Purchase Price proceeds under this Agreement. Pursuant to instruction and direction from the DOF and the Auditor-Controller, there is no need for a separate signatory to execute this Agreement on behalf of ERAF because the ultimate beneficiaries of any distribution of Disposition Proceeds to ERAF are themselves Taxing Entities that are signatories to this Agreement.

3. Within five (5) business days following the approval of the Taxing Entities of the Additional Compensation Amount, the Escrow Agent, on behalf of the City, shall remit the Additional Compensation Amount to the Taxing Entities in accordance with **Exhibit C** (the "Payment Date"). City will represent to the Taxing Entities whether or not it received Temporary Rental Income in connection with the Property. For the purposes of this Agreement, the term "Temporary Rental Income" means any lease rental income, use fee income or other income, if any, that may be received by the City with respect to the Property for a non-governmental purposes minus the documented costs to the City of improvement, operation and maintenance of such Property for the use prior to the Non-Governmental Transfer.
4. Accounting Requirements. Prior to the distribution pursuant to subsection C, the City shall provide the Escrow Agent and the Taxing Entities an itemized statement of the Costs of Sale (the "Initial Disposition Proceeds Statement"), along with evidence, reasonably satisfactory to the Taxing Entities, as to the Costs of Sale and the City's calculation of the Net City Proceeds and the Net Purchase Price. For a period of not less than fourteen (14) business days from receipt of the Initial Disposition Proceeds Statement, each of the Taxing

Entities shall have the right to request, in writing delivered to the City, the Escrow Agent, and the other Taxing Entities, a review of such books, records and documents and other relevant items in the possession of City, but only to the extent necessary for a proper determination of Net Purchase Price and Costs of Sale in the Initial Disposition Proceeds Statement. If no written requests for review of the Initial Disposition Proceeds Statement are received by the City, the Initial Disposition Proceeds Statement shall become final (the "Final Disposition Proceeds Statement"). In the event that a disagreement exists as to the amount of the Net Purchase Price and/or Costs of Sale ("Disputed Amount"), any revisions agreed to by the parties shall be set forth in a revised Disposition Proceeds Statement ("Revised Disposition Statement"), which shall thereafter be deemed the Final Disposition Proceeds Statement. If, however, the parties are unable to reach agreement as to a Disputed Amount, the following procedure ("Dispute Procedure") shall apply:

- a. If the Disputed Amount is less than 15% of the Net Purchase Price, the Initial Disposition Proceeds Statement, without any revisions, shall be deemed approved and become the Final Disposition Proceeds Statement, unless timely challenged.
- b. If the Disputed Amount is greater than 15% of the Net Purchase Price, the City shall forthwith prepare a revised Disposition Proceeds Statement reflecting that (i) the undisputed Net Purchase Price (defined to exclude only the Disputed Amount) shall be distributed to all of the Taxing Entities in their proportional shares in accordance with Exhibit C in the manner described in Section 3.C.3 above; and (ii) that fifty percent (50%) of the Disputed Amount shall be distributed to the City and the remaining fifty percent (50%) of the Disputed Amount shall be distributed to all of the Taxing Entities in their proportional shares in accordance with Exhibit C. The Revised Disposition Proceeds Statement shall be deemed approved and become the Final Disposition Proceeds Statement, unless timely challenged.

Within seven (7) business days of receipt of the Final Disposition Proceeds Statement from the City, the Escrow Agent shall provide to the Taxing Entities and the Auditor-Controller a draft closing settlement statement reflecting the Purchase Price, the Net City Proceeds from the Final Disposition Proceeds Statement and setting forth the amounts to be distributed to each Taxing Entity (as applicable) (the "Closing Statement"). Notwithstanding anything herein to the contrary, if following the application of a Dispute Procedure, the Parties cannot reach agreement as to the existence or amount of an alleged error or discrepancy of the Disputed Amount and desire to challenge the Dispute Procedure, the aggrieved party may within sixty (60) days pursue all rights available to it at law or in equity. Notwithstanding anything to the contrary, if litigation is filed to challenge the Dispute Procedure, the Escrow Agent shall distribute undisputed Net Purchase Price (defined to exclude only the Disputed Amount) to all of the Taxing Entities in their proportional shares in accordance with Exhibit C in the manner described in Subsection (C) above, and shall retain in escrow only the Disputed Amount. Neither the Escrow Agent or the County Auditor-Controller shall have any liability for any distributions made pursuant to the Closing Statement or this Agreement.

Section 4. Effective Date. The effective date of this Compensation Agreement (the “Effective Date”) shall be the date that each of the Taxing Entities governing boards have approved this Agreement and directed each of the Taxing Entities (respectively) to execute this Agreement Promptly following the effectiveness of this Agreement, the City shall transmit notice to all the other Parties that the Agreement is effective and specifying the date the Agreement became effective (the “Effective Date”), along with a fully executed copy of the Agreement.

Section 5. Term. The term of this Agreement shall commence on the Effective Date and, unless sooner terminated as otherwise provided in this Agreement, shall expire upon the distribution by the Escrow Holder of all amounts payable to the Taxing Entities under Section 3.C. of this Agreement, if any. Notwithstanding anything to the contrary, if the events necessary to cause the Effective Date to occur have not all occurred within six (6) months from the date this Compensation Agreement is entered into, then, at the conclusion of that six (6) month period, this Compensation Agreement shall be terminated in its entirety, and shall be of no further force or effect whatsoever.

Section 6. Authorization. Each Party warrants that the individuals who have signed this Compensation Agreement have the legal power, right, and authority to make this Compensation Agreement and to bind each respective Party.

Section 7. No Personal Liability. No official, agent, or employee of any Party shall be individually or personally liable for any amount which may become due under this Compensation Agreement or on any obligations under the terms of this Compensation Agreement.

Section 8. Assignment. This Compensation Agreement shall not be assignable by any Party without the prior written consent of the other Party.

Section 9. Counterparts. This Compensation Agreement may be executed in any number of counterparts and each of such counterparts shall for all purposes be deemed to be an original; and all such counterparts shall together constitute but one and the same Compensation Agreement. The signature page of any counterpart may be detached therefrom without impairing the legal effect of the signature(s) thereon, provided such signature page is attached to any other counterpart identical thereto having additional signature pages executed by the other Parties. Any executed counterpart of this Agreement may be delivered to the other Parties by facsimile and shall be deemed as binding as if an originally signed counterpart was delivered.

Section 10. Further Assurances. The Parties agree to take all appropriate steps and execute any documents which may reasonably be necessary or convenient to implement the intent of this Compensation Agreement.

Section 11. Notices. All notices and other communications shall be given or made in writing by certified mail, postage prepaid, return receipt requested, or by personal delivery. Notices shall be considered given upon (i) personal delivery, (ii) one business day following timely deposit with a nationally recognized overnight courier service, charges prepaid, or (iii) three business days after deposit in the United States mail, postage prepaid, certified or registered, return receipt requested. Notices shall be addressed as provided in the attached **Exhibit C** for the

respective Party; provided that if a Party gives notice of a change of name or address, notices to such Party shall thereafter be given as specified in that notice.

Section 12. Amendment. This Compensation Agreement may be amended at any time, and from time to time, in writing by the Parties.

Section 13. Severability. If one or more of the covenants or agreements provided in this Compensation Agreement on the part of the County or the City to be performed should be determined by a court of competent jurisdiction to be contrary to law, such covenant or agreement shall be deemed and construed to be severable from the remaining covenants and agreements herein contained and shall in no way affect the validity of the remaining provisions of this Compensation Agreement.

Section 14. Construction. The Parties agree that each Party and its counsel have reviewed this Compensation Agreement and that any rule of construction to the effect that ambiguities are to be resolved against the drafting Party shall not apply in the interpretation of this Compensation Agreement or any amendments or exhibits thereto. This Compensation Agreement shall be construed as a whole according to its fair language and common meaning to achieve the objectives and purposes of the Parties.

Section 15. Binding on Successors and Assigns. All the covenants, promises and agreements in this Compensation Agreement contained by or on behalf of the County or the City shall bind and inure to the benefit of their respective successors and assigns, whether so expressed or not.

Section 16. No Third Party Beneficiaries. This Compensation Agreement is made and entered into for the sole protection and benefit of the Parties and their successors and assigns. No other person shall have any right of action based upon any provision of this Compensation Agreement.

(a) Governing Law. This Compensation Agreement is made in the State of California under the Constitution and laws of the State of California, and is to be so construed. Any action to enforce or interpret this Agreement shall be filed and heard in the Superior Court of San Bernardino County, California or in the Federal District Court for the Central District of California.

Section 17. Third Party Litigation Regarding Agreement. In the event litigation is initiated by any third party attacking the validity of this Agreement or its implementation, the City shall in good faith defend and seek to uphold the Agreement and shall bear all costs in connection with any such litigation.

Section 18. Indemnification. The City hereby agrees to indemnify, protect, hold harmless and defend (by counsel reasonably satisfactory to the Taxing Entities) each Taxing Entity, its council members, governing board members, directors, officers, agents, employees, consultants, contractors, and representatives (collectively, including Seller, the “**Indemnitees**”) from all suits, actions, claims, causes of action, costs, demands, judgments and liens brought by a third party and arising out of or relating to distribution of the Additional Compensation Amount pursuant to this Agreement to any Taxing Entity other than itself, except as caused or arising out

of the willful misconduct or gross negligence of any Indemnitees. The provisions of this Section shall survive expiration of the Term or other termination of this Agreement, and shall remain in full force and effect.

Section 19. Attorneys' Fees. In any action which a Party brings to enforce its rights hereunder, the unsuccessful Party or Parties shall pay all costs incurred by the prevailing party, including reasonable attorneys' fees.

Section 20. Entire Agreement; Amendment. This Agreement constitutes the entire and integrated agreement of the Parties and supersedes all prior negotiations, representations, or agreements, either written or oral, relating to the subject matter of this Agreement. This Agreement may be modified only in writing and only if approved and signed by all of the Parties.

Section 21. Non-Waiver. No waiver of a breach, failure of any condition, or any right or remedy contained in or granted by the provisions of this Agreement will be effective unless it is in writing and signed by the waiving Parties.

Section 22. No Partnership. Nothing contained in this Agreement shall be construed to constitute any Party as a partner, employee, joint venturer, or agent of any other Party.

Section 23. Ambiguities. Any rule of construction to the effect that ambiguities are to be resolved against the drafting party does not apply in interpreting this Agreement.

Section 24. Action or Approval. Whenever action and/or approval by the City is required under this Agreement, the City Administrator or the City Administrator's designee may act on and/or approve such matter unless specifically provided otherwise, or unless the City Administrator determines in the City Administrator's discretion that such action or approval requires referral to the City Council for consideration.

Section 25. County Taxing Entities. The County of San Bernardino administers funds for the following special districts and funds, and, in addition to entering into this Agreement for itself, is authorized to, and has entered into this Agreement on behalf of the following:

- (1) San Bernardino County Free Library;
- (2) Flood Control District;
- (3) Flood Control Zone 2; and
- (4) Flood Control Administration 1 & 2.

Section 26. Notice of Compensation Agreement Related to Real Property and Release. No later than fourteen (14) business days after the Effective date of this Agreement, the City shall record in the Official Records of the County of San Bernardino a Notice of Compensation Agreement Related to Real Property, in the form attached hereto as **Exhibit D** and incorporated herein by reference (the "Notice of Compensation Agreement"). The Notice of Compensation Agreement shall be recorded by the City against the Property. The City shall mail or transmit

electronic copies of the recorded Notice of Compensation Agreement within a reasonable time of the City's receipt of the recorded Notice of Compensation Agreement. .

Concurrently with the dedication of any portion of the Property for public park purposes, the City shall have the right to record a complete or partial "Release of the Notice of Compensation Agreement" substantially in the form attached hereto as **Exhibit E** and incorporated herein by reference with respect only to the portion of the Property being sold and such release shall have no effect on any portion of the Property not included in said closing.

Draft

This **AGREEMENT** shall inure to the benefit of and be binding upon the successors and assigns of all **PARTIES**.

**IN WITNESS WHEREOF**, this **AGREEMENT** has been fully executed on behalf of the **COUNTY** by its duly authorized representative and the **CITY** has caused the same to be executed in its name and on its behalf by its duly authorized representative.

**COUNTY OF SAN BERNARDINO**

**CITY OF RIALTO**

▶ \_\_\_\_\_

By: ▶ \_\_\_\_\_  
*(Authorized signature - sign in blue ink)*

Dated: \_\_\_\_\_

Title \_\_\_\_\_

SIGNED AND CERTIFIED THAT A COPY OF THIS DOCUMENT HAS BEEN DELIVERED TO THE CHAIR OF THE BOARD

Dated: \_\_\_\_\_, 2017

Bob Dutton, Clerk

Rialto Civic Center  
150 S. Palm Avenue  
Rialto, CA 92376

By: ▶ \_\_\_\_\_

Address: Rialto Civic Center  
150 S. Palm Avenue  
Rialto, CA 92376  
Attn: Robb Steel

**Approved as to Legal Form**

▶ \_\_\_\_\_  
Thomas P. Clark, Jr. of Stradling Yocca  
Carlson & Rauth, Special Counsel to  
City of Rialto

Date: \_\_\_\_\_

**Attested by City Clerk**

▶ \_\_\_\_\_  
City Clerk

Date: \_\_\_\_\_



**SUPERINTENDENT OF SCHOOLS**

**CHAFFEY COMMUNITY COLLEGE**

By: \_\_\_\_\_

By: \_\_\_\_\_

Its: \_\_\_\_\_

Its: \_\_\_\_\_

**SAN BERNARDINO COMMUNITY COLLEGE**

**COLTON JOINT UNIFIED SCHOOL DISTRICT**

By: \_\_\_\_\_

By: \_\_\_\_\_

Its: \_\_\_\_\_

Its: \_\_\_\_\_

**FONTANA UNIFIED SCHOOL DISTRICT**

**RIALTO UNIFIED SCHOOL DISTRICT**

By: \_\_\_\_\_

By: \_\_\_\_\_

Its: \_\_\_\_\_

Its: \_\_\_\_\_

**INLAND EMPIRE JOINT RESOURCE CONSERVATION DISTRICT**

**INLAND EMPIRE UTILITIES AGENCY**

By: \_\_\_\_\_

By: \_\_\_\_\_

Its: \_\_\_\_\_

Its: \_\_\_\_\_

**SAN BERNARDINO VALLEY MUNICIPAL WATER DISTRICT**

**WEST VALLEY WATER DISTRICT**

By: \_\_\_\_\_

By: \_\_\_\_\_

Its: \_\_\_\_\_

Its: \_\_\_\_\_

**EXHIBIT A**  
**THE PROPERTY**



APN:

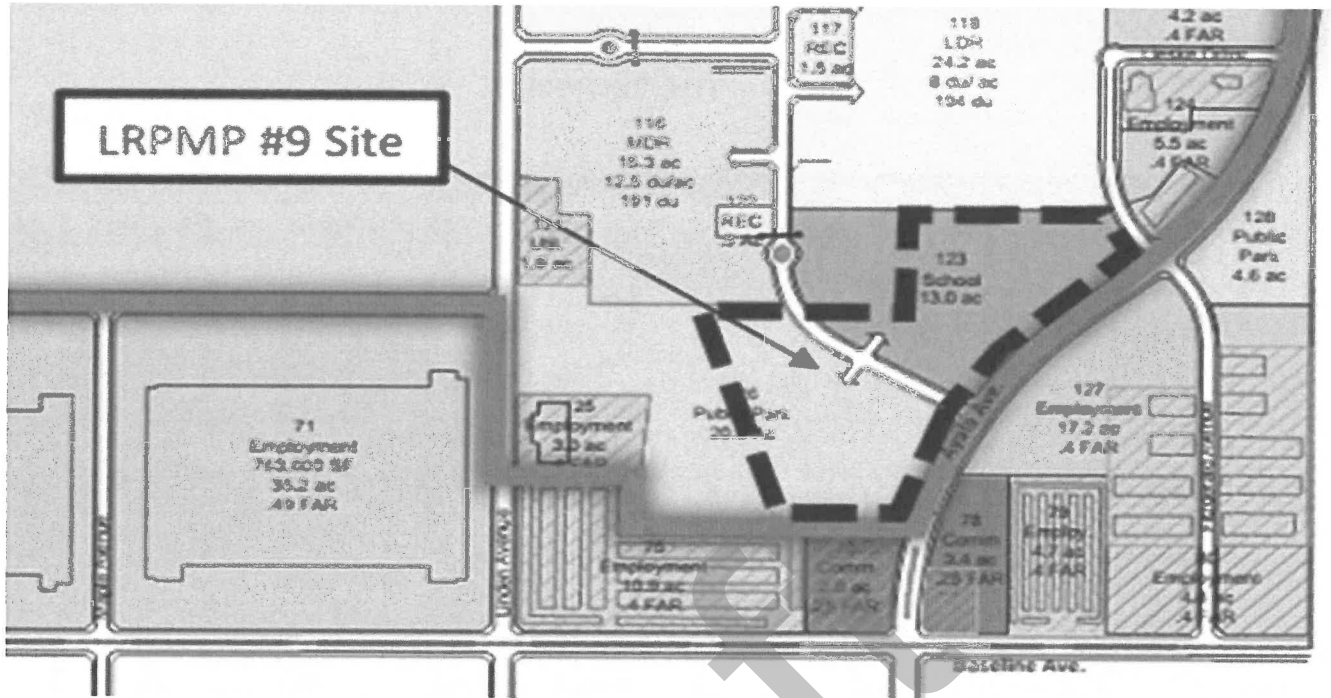
0264-212-45 (most) 317,562 SF

0264-212-44 (all) 87,420 SF

0264-212-46 (all) 300 SF

0264-212-54 (most) 47,045 SF

Total: 452,327 SF (about); 10.38 acres (about)



Draft

EXHIBIT A-2

**EXHIBIT B**

**CITY OF RIALTO COMPENSATION AGREEMENT APPLICABLE TAX RATES**

AGENCY/ ACCOUNT CODE	AGENCY NAME	RR64-RG01	
		RIALTO RDA MERGED PROJECT	
		TRA INCREMENT	% OF SHARE
AB01-GA01	COUNTY GENERAL FUND	1,967,511	0.152667270
AB02-GA01	EDUCATION REVENUE AUGMENTATION FUND	2,979,277	0.231174417
BF02-GA01	FLOOD CONTROL ZONE 2	349,274	0.027101617
BF07-GA01	FLOOD CONTROL ADMIN 1 & 2	24,560	0.001905705
BL01-GA01	COUNTY FREE LIBRARY	190,523	0.014783435
BS01-GA01	SUPERINTENDENT OF SCHOOLS	67,511	0.005238487
BS01-GA02	SUPERINTENDENT OF SCHOOLS	9,917	0.000769522
BS01-GA03	SUPERINTENDENT OF SCHOOLS	26,556	0.002060597
BS01-GA04	SUPERINTENDENT OF SCHOOLS	18,270	0.001417653
BS01-GA05	SUPERINTENDENT OF SCHOOLS	6,017	0.000466911
CC28-GA01	CITY OF RIALTO	1,803,531	0.139943396
SC16-GA01	CHAFFEY COMMUNITY COLLEGE	77,191	0.005989558
SC54-GA01	SAN BERNARDINO COMMUNITY COLLEGE	597,696	0.046377687
SU20-GA01	COLTON JOINT UNIFIED SCHOOL DIST	587,640	0.045597440
SU26-GA01	FONTANA UNIFIED SCHOOL DISTRICT	495,734	0.038466065
SU50-GA01	RIALTO UNIFIED SCHOOL DISTRICT	3,123,175	0.242340020
WR04-GL01	INLAND EMPIRE JT RESOURCE CONS DIST	25,445	0.001974358
WU08-GA01	INLAND EMPIRE UTILITIES AGENCY	63,696	0.004942417
WU08-GA05	INLAND EMPIRE UTILITIES AGENCY	62,003	0.004811080
WU23-GA01	SAN BERNARDINO VALLEY MUNI WATER	254,432	0.019742450
WW28-GA01	WEST VALLEY WATER DISTRICT	157,614	0.012229915
	<b>Grand Total</b>	<b>12,887,574</b>	<b>1.00000000</b>

## EXHIBIT C

### LIST OF ADDRESSES FOR NOTICE PURPOSES

[Note- Insert addresses of all taxing entities that are parties to this agreement.]

TAXING ENTITY	Addresses
COUNTY GENERAL FUND	Ms. Dena M. Smith, Interim Chief Executive Officer County of San Bernardino 385 N. Arrowhead Avenue, 5th Floor San Bernardino, CA 92415
FLOOD CONTROL ZONE 2	Ms. Dena M. Smith, Interim Chief Executive Officer County of San Bernardino 385 N. Arrowhead Avenue, 5th Floor San Bernardino, CA 92415
FLOOD CONTROL ADMIN 1 & 2	Ms. Dena M. Smith, Interim Chief Executive Officer County of San Bernardino 385 N. Arrowhead Avenue, 5th Floor San Bernardino, CA 92415
COUNTY FREE LIBRARY	Ms. Dena M. Smith, Interim Chief Executive Officer County of San Bernardino 385 N. Arrowhead Avenue, 5th Floor San Bernardino, CA 92415
EDUCATION REVENUE AUGMENTATION FUND	
SUPERINTENDENT OF SCHOOLS	Mr. Ted Alejandre, County Superintendent San Bernardino County Superintendent of Schools 601 N. "E" Street San Bernardino, CA 92415-0020
CITY OF RIALTO	Mr. Michael Story, City Administrator City of Rialto 150 S. Palm Avenue Rialto, CA 92376
CHAFFEY COMMUNITY COLLEGE	Mr. Henry Shannon Superintendent/President Chaffey College 5885 Haven Avenue Rancho Cucamonga, CA 91737
SAN BERNARDINO COMMUNITY COLLEGE	Mr. Bruce Baron, Chancellor San Bernardino Community College 114 S. Del Rosa Drive San Bernardino, CA 92408

**TAXING ENTITY****Addresses**

COLTON JOINT UNIFIED SCHOOL DISTRICT	Mr. Jerry Almendarez, Superintendent Colton Joint Unified School District 1212 Valencia Drive Colton, CA 92324
FONTANA UNIFIED SCHOOL DISTRICT	Mr. Randal S. Bassett Superintendent Fontana Unified School District 9680 Citrus Avenue Fontana, CA 92335
RIALTO UNIFIED SCHOOL DISTRICT	Dr. Cuauhtemoc Avila, Superintendent Rialto Unified School District 182 S. Walnut Avenue Rialto, CA 92376
INLAND EMPIRE JT. RESOURCE CONS. DISTRICT	Ms. Mandy Parkes, District Manager Inland Empire Joint Resource Correction District 25864-K Business Center Drive Redlands, CA 92374
INLAND EMPIRE UTILITIES AGENCY	Mr. Jon Grindstaff, General Manager Inland Empire Utilities Agency P.O. Box 9020 Chino Hills, CA 91709
SAN BERNARDINO VALLEY MUNI WATER	Mr. Doug Headrick, General Manager San Bernardino Valley Municipal Water 380 E. Vanderbilt Way San Bernardino, CA 92408
WEST VALLEY WATER DISTRICT	Mr. Matthew Litchfield General Manager West Valley Water District P.O. Box 920 Rialto, CA 92377

**EXHIBIT D**

**FORM OF NOTICE OF COMPENSATION AGREEMENT  
RELATED TO REAL PROPERTY**

**RECORDING REQUESTED BY AND WHEN RECORDED MAIL TO:**

Rialto Civic Center  
150 S. Palm Avenue  
Rialto, CA 92376

Attn: Robb R. Steel, Development Services Director

NO FEE FOR RECORDING PURSUANT TO  
GOVERNMENT CODE SECTIONS 6103 AND 27383

---

(SPACE ABOVE THIS LINE FOR RECORDER'S USE)

**NOTICE OF COMPENSATION AGREEMENT**

**RELATED TO REAL PROPERTY**

(AREA A PROPERTY)

**NOTICE IS HEREBY GIVEN**, that the CITY OF RIALTO (the "City" and "Owner") on the one hand, and the COUNTY OF SAN BERNARDINO (with respect to the County General Fund, Flood Control Zone 2, Flood Control Admin 1 & 2, and County Free Library), Education Revenue Augmentation Fund, Superintendent of Schools, Chaffey Community College, San Bernardino Community College, Colton Joint Unified School District, Fontana Unified School District, Rialto Unified School District, Inland Empire Joint Resource Conservation District, Inland Empire Utilities Agency, San Bernardino Valley Municipal Water, and West Valley Water District, as a taxing entity, on the other hand (each a "Taxing Entity" and collectively, the "Taxing Entities") entered into that certain Compensation Agreement, dated \_\_\_\_\_, 2017 (the "Compensation Agreement"), with reference to that certain real property located in the City located at , at \_\_\_\_\_, assessor's parcel number(s) \_\_\_\_\_, and further described in Exhibit A incorporated herein by reference (the "Property").

Among other requirements, the LRPMP requires the City to execute a compensation agreement with the Taxing Entities providing for a contingent payment of Disposition Proceeds (as defined in the Compensation Agreement) upon the City's disposition of the Property, under specified conditions.

The Compensation Agreement includes certain obligations related to the Property, including without limitation and as further described in the Compensation Agreement:

A requirement that the Owner provide the Taxing Entities and the County Auditor-Controller a Disposition Proceeds Statement including the information required under Section 3.C.4. of the Compensation Agreement.

A requirement for the Owner, under certain circumstances, to remit the Additional Compensation Amount to the Escrow Agent for distribution to the Taxing Entities in proportion to their Property Tax Percentage Shares base property tax as determined by the City using data from the County's Auditor-Controller and require the Escrow Agent to distribute the funds pursuant to Health and Safety Code Section 34188 and subject to Section 2 of the Compensation Agreement.

A complete copy of the Compensation Agreement is maintained in the Office of the City Clerk, and is available to review at 150 S. Palm Avenue, Rialto, CA 92376 between 9 a.m. and 5 p.m.

In the event of any conflict between this Notice of Compensation Agreement Related to Property (the "Notice") and the Compensation Agreement, the terms of the Compensation Agreement shall prevail.

Upon the satisfaction of the requirements of Section 25 of the Compensation Agreement, the City shall release this Notice (the "Release"), by the execution and recordation of a release in substantially the form attached hereto as Exhibit B, incorporated herein by reference.

This Notice is being recorded and filed by the Owner of the Property, and shall be indexed against the Owner's interest in the Property.

***[Remainder of Page Left Intentionally Blank.]***



IN WITNESS WHEREOF, the Owner and the City have entered into this Notice as of the first date written above.

**CITY**  
**CITY OF RIALTO**, a California general law city

Date: \_\_\_\_\_

By: \_\_\_\_\_  
City Administrator

**ATTEST:**

By: \_\_\_\_\_  
Barbara McGee, City Clerk

**APPROVED AS TO FORM:**

\_\_\_\_\_  
Stradling Yocca Carlson & Rauth  
City Special Counsel

\_\_\_\_\_  
Fred Galante, City Attorney

Date: \_\_\_\_\_

**[ALL SIGNATURES MUST BE NOTARIZED]**

**SUPERINTENDENT OF SCHOOLS**

**CHAFFEY COMMUNITY COLLEGE**

By: \_\_\_\_\_

By: \_\_\_\_\_

Its: \_\_\_\_\_

Its: \_\_\_\_\_

**SAN BERNARDINO COMMUNITY COLLEGE**

**COLTON JOINT UNIFIED SCHOOL DISTRICT**

By: \_\_\_\_\_

By: \_\_\_\_\_

Its: \_\_\_\_\_

Its: \_\_\_\_\_

**FONTANA UNIFIED SCHOOL DISTRICT**

**RIALTO UNIFIED SCHOOL DISTRICT**

By: \_\_\_\_\_

By: \_\_\_\_\_

Its: \_\_\_\_\_

Its: \_\_\_\_\_

**INLAND EMPIRE JOINT RESOURCE CONSERVATION DISTRICT**

**INLAND EMPIRE UTILITIES AGENCY**

By: \_\_\_\_\_

By: \_\_\_\_\_

Its: \_\_\_\_\_

Its: \_\_\_\_\_

**SAN BERNARDINO VALLEY MUNICIPAL WATER DISTRICT**

**WEST VALLEY WATER DISTRICT**

By: \_\_\_\_\_

By: \_\_\_\_\_

Its: \_\_\_\_\_

Its: \_\_\_\_\_

**EXHIBIT A**  
**THE PROPERTY**



APN:

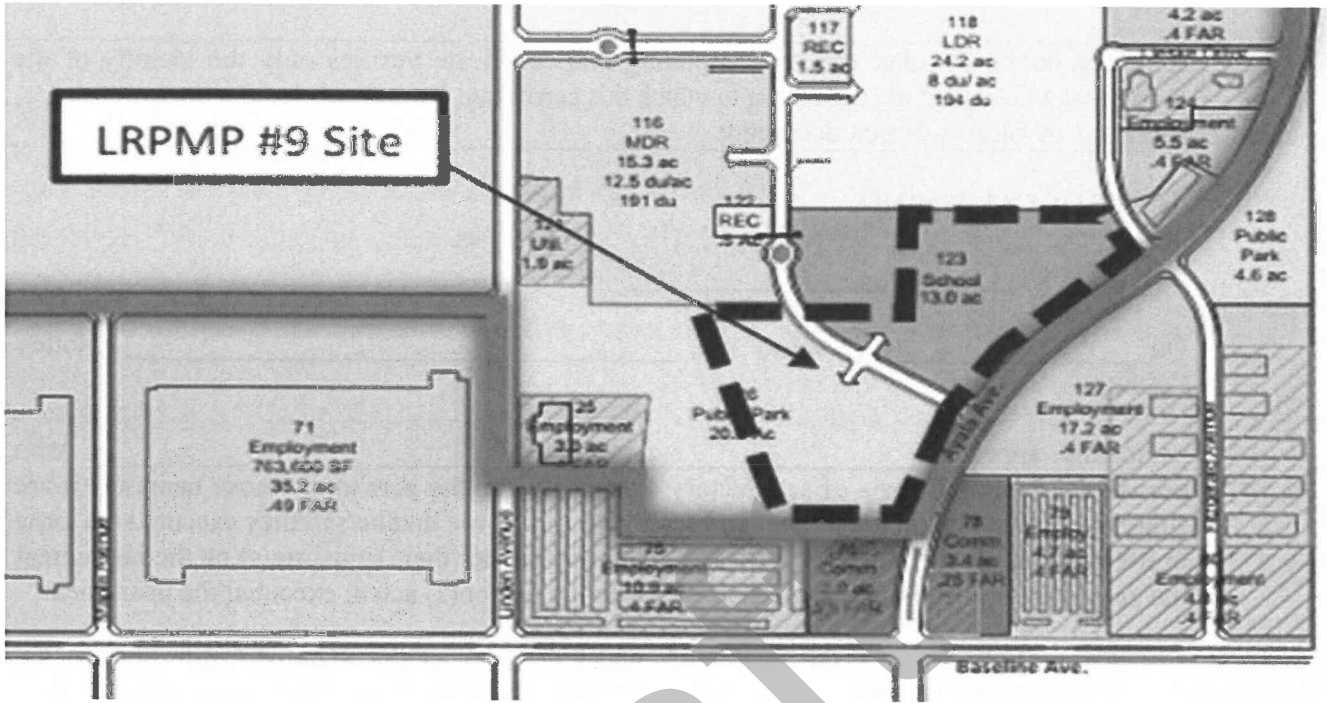
0264-212-45 (most) 317,562 SF

0264-212-44 (all) 87,420 SF

0264-212-46 (all) 300 SF

0264-212-54 (most) 47,045 SF

Total: 452,327 SF (about); 10.38 acres (about)



Draft

A notary public or other officer completing this certificate verifies only the identity of the individual who signed the document to which this certificate is attached, and not the truthfulness, accuracy, or validity of that document.

STATE OF CALIFORNIA )  
 ) ss.  
COUNTY OF \_\_\_\_\_ )

On \_\_\_\_\_ before me, \_\_\_\_\_, Notary Public,

personally appeared \_\_\_\_\_, who proved to me on the basis of satisfactory evidence to be the person(s) whose names(s) is/are subscribed to the within instrument and acknowledged to me that he/she/they executed the same in his/her/their authorized capacity(ies), and that by his/her/their signature(s) on the instrument the person(s), or the entity upon behalf of which the person(s) acted, executed the instrument.

I certify under PENALTY OF PERJURY under the laws of the State of California that the foregoing paragraph is true and correct.

WITNESS my hand and official seal

\_\_\_\_\_  
SIGNATURE OF NOTARY PUBLIC

**EXHIBIT E**

**FORM OF RELEASE AGREEMENT**

**RELEASE OF NOTICE OF COMPENSATION AGREEMENT  
RELATED TO REAL PROPERTY**

**RECORDING REQUESTED BY AND WHEN RECORDED MAIL TO:**

Rialto Civic Center  
150 S. Palm Avenue  
Rialto, CA 92376

Attn: Robb R. Steel, Development Services Director

NO FEE FOR RECORDING PURSUANT TO  
GOVERNMENT CODE SECTIONS 6103 AND 27383

---

(SPACE ABOVE THIS LINE FOR RECORDER'S USE)

**FORM OF RELEASE AGREEMENT**

**RELEASE OF NOTICE OF COMPENSATION AGREEMENT  
RELATED TO REAL PROPERTY**

(AREA A PROPERTY)

This Release of Notice of Compensation Agreement Related to Real Property is made as of [INSERT DATE] (the "Notice"), by the CITY OF RIALTO, in its capacity as a taxing entity (the "City") and in its capacity as the Owner of that certain real located ADDRESS, in the City of Rialto, and further described in Exhibit A incorporated herein by reference (the "Property").

**RECITALS**

A. The CITY OF RIALTO (the "City") on the one hand, and the COUNTY OF SAN BERNARDINO (with respect to the County General Fund, Flood Control Zone 2, Flood Control Admin 1 & 2, and County Free Library), Education Revenue Augmentation Fund, Superintendent of Schools, Chaffey Community College, San Bernardino Community College, Colton Joint Unified School District, Fontana Unified School District, Rialto Unified School District, Inland Empire Joint Resource Conservation District, Inland Empire Utilities Agency, San Bernardino Valley Municipal Water, and West Valley Water District, as a taxing entity, on the other hand (each a "Taxing Entity" and collectively, the "Taxing Entities") have entered into that certain Compensation Agreement, dated [INSERT DATE] (the "Compensation Agreement"), with reference to the Property.

B. In connection with the Compensation Agreement, the City executed the Notice, which was recorded against the Property in the Official Records of the County of San Bernardino as Instrument No. [INSERT RECORDING NUMBER] on [INSERT DATE].

C. The City, in its capacity as a Taxing Entity, has determined that the Owner has fulfilled its obligations under Section 2 of the Compensation Agreement with respect to the Property and the City desires to release the Notice as a lien or claim on the interest in the Property conveyed and described in Exhibit A.

NOW, THEREFORE, in consideration of the foregoing recitals, which are incorporated herein by this reference, and the mutual benefits accruing to the parties hereto and other valuable consideration, the receipt and sufficiency of which consideration is hereby acknowledged, it is hereby declared, understood and agreed as follows:

The City, in its capacity as a Taxing Entity, hereby releases the Property from any and all obligations under the Notice.

This Agreement contains the entire agreement between the parties hereto and supersedes all prior agreements, oral or written, with respect to the subject matter hereof. This Agreement shall not be construed as if it had been prepared by one of the parties, but rather as if both parties had prepared it.

This Agreement shall be binding on and inure to the benefit of the legal representatives, heirs, successors and assigns of the parties.

This Agreement shall be governed by and construed in accordance with the laws of the State of California.

This Agreement may be signed by the different parties hereto in counterparts, each of which shall be deemed an original but all of which together shall constitute one and the same agreement.

[Signatures on following page]

IN WITNESS WHEREOF, the Owner and the City have entered into this Notice as of the first date written above.

**CITY**

**CITY OF RIALTO**, a California general law city

Date: \_\_\_\_\_

By: \_\_\_\_\_  
City Administrator

**ATTEST:**

By: \_\_\_\_\_  
Barbara McGee, City Clerk

**APPROVED AS TO FORM:**

\_\_\_\_\_  
Stradling Yocca Carlson & Rauth  
City Special Counsel

\_\_\_\_\_  
Fred Galante, City Attorney

Date: \_\_\_\_\_

**[ALL SIGNATURES MUST BE NOTARIZED]**



**SUPERINTENDENT OF SCHOOLS**

**CHAFFEY COMMUNITY COLLEGE**

By: \_\_\_\_\_

By: \_\_\_\_\_

Its: \_\_\_\_\_

Its: \_\_\_\_\_

**SAN BERNARDINO COMMUNITY COLLEGE**

**COLTON JOINT UNIFIED SCHOOL DISTRICT**

By: \_\_\_\_\_

By: \_\_\_\_\_

Its: \_\_\_\_\_

Its: \_\_\_\_\_

**FONTANA UNIFIED SCHOOL DISTRICT**

**RIALTO UNIFIED SCHOOL DISTRICT**

By: \_\_\_\_\_

By: \_\_\_\_\_

Its: \_\_\_\_\_

Its: \_\_\_\_\_

**INLAND EMPIRE JOINT RESOURCE CONSERVATION DISTRICT**

**INLAND EMPIRE UTILITIES AGENCY**

By: \_\_\_\_\_

By: \_\_\_\_\_

Its: \_\_\_\_\_

Its: \_\_\_\_\_

**SAN BERNARDINO VALLEY MUNICIPAL WATER DISTRICT**

**WEST VALLEY WATER DISTRICT**

By: \_\_\_\_\_

By: \_\_\_\_\_

Its: \_\_\_\_\_

Its: \_\_\_\_\_

**EXHIBIT A**  
**THE PROPERTY**



APN:

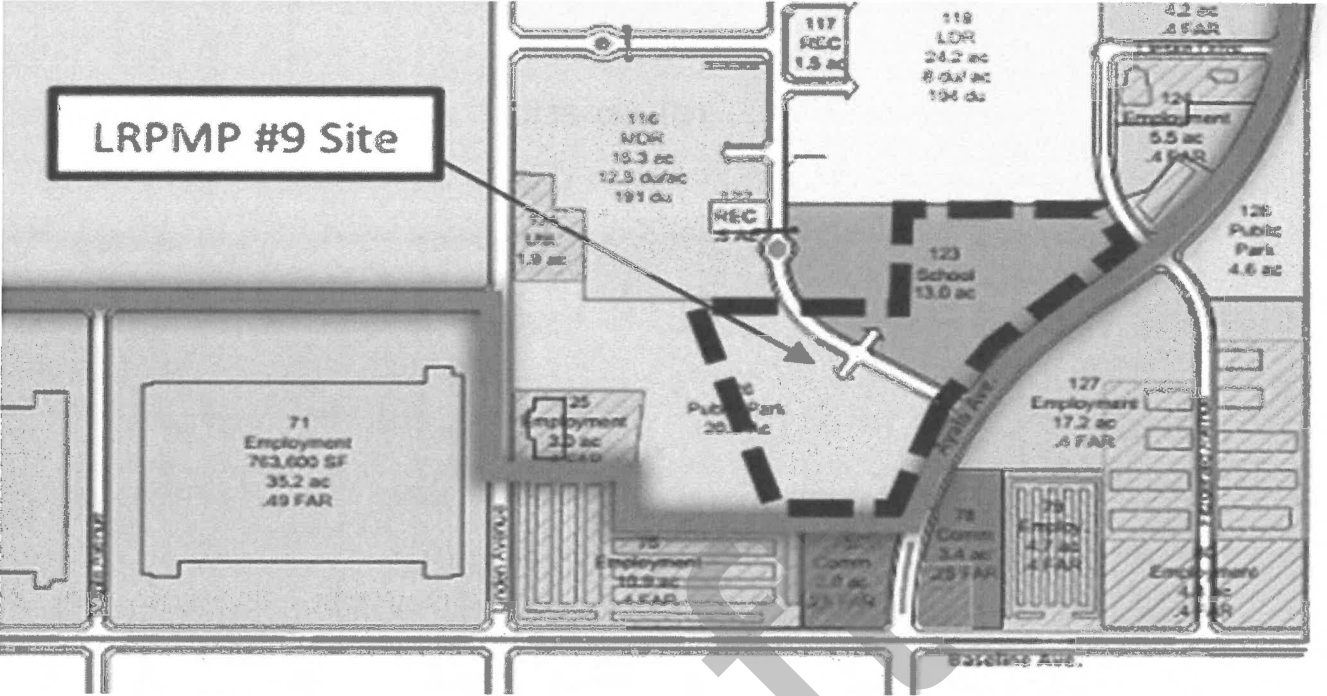
0264-212-45 (most) 317,562 SF

0264-212-44 (all) 87,420 SF

0264-212-46 (all) 300 SF

0264-212-54 (most) 47,045 SF

Total: 452,327 SF (about); 10.38 acres (about)



Draft

A notary public or other officer completing this certificate verifies only the identity of the individual who signed the document to which this certificate is attached, and not the truthfulness, accuracy, or validity of that document.

STATE OF CALIFORNIA )  
 )  
COUNTY OF \_\_\_\_\_ ) ss.

On \_\_\_\_\_ before me, \_\_\_\_\_, Notary Public,

personally appeared \_\_\_\_\_, who proved to me on the basis of satisfactory evidence to be the person(s) whose names(s) is/are subscribed to the within instrument and acknowledged to me that he/she/they executed the same in his/her/their authorized capacity(ies), and that by his/her/their signature(s) on the instrument the person(s), or the entity upon behalf of which the person(s) acted, executed the instrument.

I certify under PENALTY OF PERJURY under the laws of the State of California that the foregoing paragraph is true and correct.

WITNESS my hand and official seal

\_\_\_\_\_  
SIGNATURE OF NOTARY PUBLIC

## Project #9 – AYALA/BASELINE INDUSTRIAL PARK

<b>Location/Address:</b>	North of Baseline Ave. and West of Ayala Ave.
<b>Total Properties:</b>	7 Parcels – all vacant lots
<b>Land Use:</b>	Renaissance Specific Plan – Employment
<b>Disposition of Parcels:</b>	Transfer to the City of Rialto for future development – SEE ATTACHMENT "A" FOR ADDITIONAL INFORMATION

1. The date of the former Agency's acquisition of the property; the value of the property when it was acquired; the purpose for which the property was acquired; and parcel data:

The Redevelopment Agency of the City of Rialto ("Agency") acquired several parcels for future development. In 2006, the Agency entered into an Exclusive Right to Negotiate Agreement ("ERN") with Thrifty Oil Company ("Thrifty") which contemplated the development of an industrial park on approximately 18.81 acres. Ultimately, the Agency and Thrifty failed to enter into an agreement for the development of this site.

Parcels Data:

Assessor Parcel Number(s)	Purchase Date	Original Purchase Price/Market Value	Parcel SF	Building SF	Parcel Leased	Estimate Current Market Value
0264-212-12	06-29-05	\$1,246,448	215,622 (b)	N/A	No	\$1,400,378 (c)
0264-212-17	06-22-09	\$1,945,000	134,165 (b)	N/A	No	\$ 907,928 (d)
0264-212-30	06-30-07	\$ 132,000	16,000	N/A	No	\$ 112,000
0264-212-45	10-04-93	(e)	317,562	N/A	No	\$2,222,934
0264-212-44	03-08-07	\$1,150,835 (a)	87,420	N/A	No	\$ 611,940
0264-212-46	03-08-07	\$ 3,949 (a)	300	N/A	No	\$ 2,100
0264-212-54	10-22-10	\$ 340,400	47,045	N/A	No	\$ 329,315
<b>TOTAL:</b>			<b>618,114 (18.77 acres)</b>			<b>\$5,586,595</b>

- (a) Purchase price reflects multiple properties acquired as a single transaction for a total amount of \$1,154,784.
- (b) On January 15, 2013, Oversight Board approved about 15,588 SF of Parcel # 12 and 4,461 SF of Parcel 17 for right-of-way dedication.
- (c) Estimate based on 200,056 SF, after deducting right-of-way dedication.
- (d) Estimate based on 129,704 SF, after deducting right-of-way dedication.
- (e) Unable to determine purchase cost or market value due to inadequate or unavailable information from the County Assessor and from the agency documents/files.

2. An estimate of the current value of the parcel including, if available, any appraisal information:

The estimated market value is based on a study conducted by Keyser Marston and Associates dated February 8, 2013. The study determined that the estimated market value in Rialto for land in an industrial area is \$7.00 per square feet. SEE ATTACHMENT "B" FOR A COPY OF THE STUDY.

3. An estimate of any revenues generated by the property, and a description of the contractual requirements for the disposition of those revenues:

The properties do not generate any revenue.

4. The history of environmental contamination affecting the property, including designation as a brownfield site, any environmental studies, and history of any remediation efforts:

None.

**5. Previous development activity; potential for transit-oriented development ("TOD"):**

No potential for TOD activity. At this time, there is no interest to acquire the properties for development, however the properties are part of the Renaissance Rialto Specific Plan (SEE ATTACHMENT "I") that specifies future development of residential, commercial and industrial uses in overall master plan area. It is anticipated that such project for a proposed development may occur in the near future.


Earlier this year, the Oversight Board and the Department of Finance approved utilization of a portion of two parcels as right of way extension for government purpose. About 15,568 SF of APN 0264-212-12 and about 4,461 SF of APN 0264-212-17 were restricted to use for right of way improvements.

**6. Potential use to advance the planning objectives of the Successor Agency:**

The properties and project are also included in the adopted 2010-2014 Redevelopment Implementation Plan (SEE ATTACHMENT "D"), as follows:

*(Ayala Industrial Park) "The Agency recently acquired title to the last parcel of a 19-acre land assemblage located on the west side of Ayala Drive, north of Baseline Road. The Agency plans to work with local industrial brokers and solicit proposals from qualified industrial park developers for the design and phased construction of an industrial park on the site. The Agency will commence the site planning and entitlement process in the first quarter of 2011. Development of this high quality business park includes the construction of Mikro Way that will improve circulation for the Renaissance Rialto project. At build out, development of the this business park is anticipated to consist of more than 250,000 square feet of new business space, and will provide for the creation of 250 new job opportunities for the community." (Page 28)*

**SITE MAP**



# Attachment 5

## Compensation Agreement for Fire Station #205 Property (governmental use)

Draft



**COMPENSATION AGREEMENT  
(FIRE STATION #205)**

This **COMPENSATION AGREEMENT (FIRE STATION #205)** (this “Compensation Agreement”), dated as of September 1, 2017, is entered into by and between the CITY OF RIALTO (the “City”) on the one hand, and the COUNTY OF SAN BERNARDINO (with respect to the County General Fund, Flood Control Zone 2, Flood Control Admin 1 & 2, and County Free Library), Education Revenue Augmentation Fund, Superintendent of Schools, Chaffey Community College, San Bernardino Community College, Colton Joint Unified School District, Fontana Unified School District, Rialto Unified School District, Inland Empire Joint Resource Conservation District, Inland Empire Utilities Agency, San Bernardino Valley Municipal Water, West Valley Water District, and the City of Rialto, as a taxing entity, on the other hand (each a “Taxing Entity” and collectively, the “Taxing Entities”). The Taxing Entities and the “City” are the “Parties,” with each being a “Party”.

**RECITALS:**

A. Pursuant to AB X1 26 (enacted in June 2011), as modified by the California Supreme Court’s decision in *California Redevelopment Association, et al. v. Ana Matosantos, et al.*, 53 Cal.4th 231(2011) (*Matosantos*), the Redevelopment Agency of the City of Rialto (the “Former Agency”) was dissolved as of February 1, 2012, the Successor Agency was established, and an oversight board to the Successor Agency (the “Oversight Board”) was established.

B. Pursuant to Health and Safety Code Section 34175(b) and the California Supreme Court’s decision in *Matosantos*, on February 1, 2012, properties of the Former Agency transferred to the control of the Successor Agency to the Redevelopment Agency of the City of Rialto (the “Successor Agency”) by operation of law, including the property described in **Exhibit A-1** attached hereto and incorporated herein by reference (the “Property”).

C. Pursuant to Health and Safety Code Section 34191.5(b), the Successor Agency prepared an amended long-range property management plan (the “LRPMP”) which addresses the disposition and use of the properties of the Former Agency, and by letter dated March 10, 2015, the Department of Finance (the “DOF”) approved the Successor Agency’s use or disposition of the properties listed in the LRPMP. Fire Station #205 (the “Property”), identified in the LRPMP, is designated as a City Disposition Property, as described in Recital D, below.

D. As a City Disposition Property, the Property was or will be transferred by the Successor Agency from the Community Redevelopment Property Trust Fund (“Trust Fund”) to the City. The LRPMP also provides that the City will enter into a compensation agreement with respect to all of the City Disposition Properties, including the Property with all of the affected taxing entities, as defined in Health and Safety Code Section 34171(k). The County and other parties to this Agreement are affected taxing entities. The complete list of the Taxing Entities, including the address of each is shown on **Exhibit C** and the Applicable Tax Rate of each is shown on **Exhibit B**, each of which is attached hereto and incorporated herein by reference.

E. In accordance with the LRPMP, the City intends to develop and use the Property as a fire station.

F. To promote the public interest, the Taxing Entities and the City are entering into this Compensation Agreement to provide for the City to compensate the Taxing Entities with respect to the Property in accordance with the terms of this Compensation Agreement but only in the event that the Property is sold, leased, or otherwise transferred by the City to a third party for non-governmental purposes, defined as use not contemplated as governmental purpose use consistent with Health and Safety Code Section 34181(a)(1) as such may be amended (a “Non-Governmental Transfer”).

**NOW THEREFORE, IN CONSIDERATION OF THE COMPENSATION, BOTH MONETARY AND NONMONETARY, AND THE COVENANTS PROVIDED HEREIN, THE PARTIES HERETO AGREE AS FOLLOWS:**

Section 1. Recitals. The above recitals are true and correct and are a substantive part of this Compensation Agreement.

Section 2. Development and Use of the Property as a Fire Station. The City intends to develop and use Property as a fire station. As long as Property is being developed and used for a fire station, or other governmental or public use consistent with Health and Safety Code Section 34181(a)(1) as such may be amended, no compensation will be due and payable to the Taxing Entities in accordance with Section 3.A., below. If, however, the City fails to develop the fire station on Property or once developed terminates the use of Property as a fire station and causes a Non-Governmental Transfer, the compensation provisions contained in Section 3.C. shall be applicable.

Section 3. Consent to Transfer; Compensation. The Taxing Entities hereby irrevocably consents to the transfer of the Property by the Successor Agency to the City for the fire station, subject to the following agreement of the Parties as to compensation to be paid by the City for the Property.

- A. The compensation to be paid by the City to the Taxing Entities for the Property is \$1.00 (one dollar) (the “Initial Compensation Amount”). The Taxing Entities acknowledge that the Initial Compensation Amount represents a negotiated consideration for the City’s ability to retain the Property pursuant to Health and Safety Code Section 34180(f)(1) and the Taxing Entities hereby waive their respective rights to seek additional or alternative compensation for the value of the Property pursuant to that provision for the transfer to the City.
- B. The City shall pay the Initial Compensation Amount to the Taxing Entities by warrant or check of the City delivered to the Taxing Entities at the address set forth in Exhibit C within five (5) business days after the Effective Date, defined below, of this Compensation Agreement.
- C. If, after the Effective Date, the City wishes to cause a Non-Governmental Transfer, the City shall provide notice of such Non-Governmental Transfer to the Taxing Entities at least 45 days prior to the Non-Governmental Transfer. In such event, additional compensation shall be determined and paid, as follows:

1. The Parties acknowledge that a valuation of the Property will be established, by formal appraisal and the appraised value, as so determined, will be used as the purchase price for the Property (the "Purchase Price"). The "Net Purchase Price" is the Purchase Price received by the City ("Net City Proceeds") less the City's actual and reasonable costs to pay third party vendors for appraisal, legal, real estate consultant and marketing, title company, title insurance, escrow, closing and, to the extent applicable, any other costs related to the preparation approval and/or implementation of the Non-Governmental Transfer of the Property ("Costs of Sale"). The City shall keep complete, accurate and appropriate books and records of the Costs of Sale and its calculation of the Net Purchase Price.
2. The additional compensation to be paid by the City to each Taxing Entity with respect to the Property in such event is established by multiplying the Applicable Tax Rate by the Net Purchase Price for the Property (the "Additional Compensation Amount"). The Applicable Tax Rate" is the tax rate for each of the Taxing Entities as provided by the County Auditor-Controller. "Project Area" means the project area created by the Former Agency.

ERAF is entitled to a distribution of Net Purchase Price proceeds under this Agreement. Pursuant to instruction and direction from the DOF and the Auditor-Controller, there is no need for a separate signatory to execute this Agreement on behalf of ERAF because the ultimate beneficiaries of any distribution of Disposition Proceeds to ERAF are themselves Taxing Entities that are signatories to this Agreement.

3. Within five (5) business days following the approval of the Taxing Entities of the Additional Compensation Amount, the Escrow Agent, on behalf of the City, shall remit the Additional Compensation Amount to the Taxing Entities in accordance with Exhibit C (the "Payment Date"). City will represent to the Taxing Entities whether or not it received Temporary Rental Income in connection with the Property. For the purposes of this Agreement, the term "Temporary Rental Income" means any lease rental income, use fee income or other income, if any, that may be received by the City with respect to the Property for a non-governmental purposes minus the documented costs to the City of improvement, operation and maintenance of such Property for the use prior to the Non-Governmental Transfer.
4. Accounting Requirements. Prior to the distribution pursuant to subsection C, the City shall provide the Escrow Agent and the Taxing Entities an itemized statement of the Costs of Sale (the "Initial Disposition Proceeds Statement"), along with evidence, reasonably satisfactory to the Taxing Entities, as to the Costs of Sale and the City's calculation of the Net City Proceeds and the Net Purchase Price. For a period of not less than fourteen (14) business days from receipt of the Initial Disposition Proceeds Statement, each of the Taxing Entities shall have the right to request, in writing delivered to the City, the Escrow Agent, and the other Taxing Entities, a review of such books, records and documents and other relevant items in the possession of City, but only to

the extent necessary for a proper determination of Net Purchase Price and Costs of Sale in the Initial Disposition Proceeds Statement. If no written requests for review of the Initial Disposition Proceeds Statement are received by the City, the Initial Disposition Proceeds Statement shall become final (the "Final Disposition Proceeds Statement"). In the event that a disagreement exists as to the amount of the Net Purchase Price and/or Costs of Sale ("Disputed Amount"), any revisions agreed to by the parties shall be set forth in a revised Disposition Proceeds Statement ("Revised Disposition Statement"), which shall thereafter be deemed the Final Disposition Proceeds Statement. If, however, the parties are unable to reach agreement as to a Disputed Amount, the following procedure ("Dispute Procedure") shall apply:

- a. If the Disputed Amount is less than 15% of the Net Purchase Price, the Initial Disposition Proceeds Statement, without any revisions, shall be deemed approved and become the Final Disposition Proceeds Statement, unless timely challenged.
- b. If the Disputed Amount is greater than 15% of the Net Purchase Price, the City shall forthwith prepare a revised Disposition Proceeds Statement reflecting that (i) the undisputed Net Purchase Price (defined to exclude only the Disputed Amount) shall be distributed to all of the Taxing Entities in their proportional shares in accordance with Exhibit C in the manner described in Section 3.C.3 above; and (ii) that fifty percent (50%) of the Disputed Amount shall be distributed to the City and the remaining fifty percent (50%) of the Disputed Amount shall be distributed to all of the Taxing Entities in their proportional shares in accordance with Exhibit C. The Revised Disposition Proceeds Statement shall be deemed approved and become the Final Disposition Proceeds Statement, unless timely challenged.

Within seven (7) business days of receipt of the Final Disposition Proceeds Statement from the City, the Escrow Agent shall provide to the Taxing Entities and the Auditor-Controller a draft closing settlement statement reflecting the Purchase Price, the Net City Proceeds from the Final Disposition Proceeds Statement and setting forth the amounts to be distributed to each Taxing Entity (as applicable) (the "Closing Statement"). Notwithstanding anything herein to the contrary, if following the application of a Dispute Procedure, the Parties cannot reach agreement as to the existence or amount of an alleged error or discrepancy of the Disputed Amount and desire to challenge the Dispute Procedure, the aggrieved party may within sixty (60) days pursue all rights available to it at law or in equity. Notwithstanding anything to the contrary, if litigation is filed to challenge the Dispute Procedure, the Escrow Agent shall distribute undisputed Net Purchase Price (defined to exclude only the Disputed Amount) to all of the Taxing Entities in their proportional shares in accordance with Exhibit C in the manner described in Subsection (C) above, and shall retain in escrow only the Disputed Amount. Neither the Escrow Agent or the County Auditor-Controller shall have any liability for any distributions made pursuant to the Closing Statement or this Agreement.

Section 4. Effective Date. The effective date of this Compensation Agreement (the "Effective Date") shall be the date that each of the Taxing Entities governing boards have approved

this Agreement and directed each of the Taxing Entities (respectively) to execute this Agreement Promptly following the effectiveness of this Agreement, the City shall transmit notice to all the other Parties that the Agreement is effective and specifying the date the Agreement became effective (the "Effective Date"), along with a fully executed copy of the Agreement.

Section 5. Term. The term of this Agreement shall commence on the Effective Date and, unless sooner terminated as otherwise provided in this Agreement, shall expire upon the distribution by the Escrow Holder of all amounts payable to the Taxing Entities under Section 3.C. of this Agreement, if any. Notwithstanding anything to the contrary, if the events necessary to cause the Effective Date to occur have not all occurred within six (6) months from the date this Compensation Agreement is entered into, then, at the conclusion of that six (6) month period, this Compensation Agreement shall be terminated in its entirety, and shall be of no further force or effect whatsoever.

Section 6. Authorization. Each Party warrants that the individuals who have signed this Compensation Agreement have the legal power, right, and authority to make this Compensation Agreement and to bind each respective Party.

Section 7. No Personal Liability. No official, agent, or employee of any Party shall be individually or personally liable for any amount which may become due under this Compensation Agreement or on any obligations under the terms of this Compensation Agreement.

Section 8. Assignment. This Compensation Agreement shall not be assignable by any Party without the prior written consent of the other Party.

Section 9. Counterparts. This Compensation Agreement may be executed in any number of counterparts and each of such counterparts shall for all purposes be deemed to be an original; and all such counterparts shall together constitute but one and the same Compensation Agreement. The signature page of any counterpart may be detached therefrom without impairing the legal effect of the signature(s) thereon, provided such signature page is attached to any other counterpart identical thereto having additional signature pages executed by the other Parties. Any executed counterpart of this Agreement may be delivered to the other Parties by facsimile and shall be deemed as binding as if an originally signed counterpart was delivered.

Section 10. Further Assurances. The Parties agree to take all appropriate steps and execute any documents which may reasonably be necessary or convenient to implement the intent of this Compensation Agreement.

Section 11. Notices. All notices and other communications shall be given or made in writing by certified mail, postage prepaid, return receipt requested, or by personal delivery. Notices shall be considered given upon (i) personal delivery, (ii) one business day following timely deposit with a nationally recognized overnight courier service, charges prepaid, or (iii) three business days after deposit in the United States mail, postage prepaid, certified or registered, return receipt requested. Notices shall be addressed as provided in the attached **Exhibit C** for the respective Party; provided that if a Party gives notice of a change of name or address, notices to such Party shall thereafter be given as specified in that notice.

Section 12. Amendment. This Compensation Agreement may be amended at any time, and from time to time, in writing by the Parties.

Section 13. Severability. If one or more of the covenants or agreements provided in this Compensation Agreement on the part of the County or the City to be performed should be determined by a court of competent jurisdiction to be contrary to law, such covenant or agreement shall be deemed and construed to be severable from the remaining covenants and agreements herein contained and shall in no way affect the validity of the remaining provisions of this Compensation Agreement.

Section 14. Construction. The Parties agree that each Party and its counsel have reviewed this Compensation Agreement and that any rule of construction to the effect that ambiguities are to be resolved against the drafting Party shall not apply in the interpretation of this Compensation Agreement or any amendments or exhibits thereto. This Compensation Agreement shall be construed as a whole according to its fair language and common meaning to achieve the objectives and purposes of the Parties.

Section 15. Binding on Successors and Assigns. All the covenants, promises and agreements in this Compensation Agreement contained by or on behalf of the County or the City shall bind and inure to the benefit of their respective successors and assigns, whether so expressed or not.

Section 16. No Third Party Beneficiaries. This Compensation Agreement is made and entered into for the sole protection and benefit of the Parties and their successors and assigns. No other person shall have any right of action based upon any provision of this Compensation Agreement.

(a) Governing Law. This Compensation Agreement is made in the State of California under the Constitution and laws of the State of California, and is to be so construed. Any action to enforce or interpret this Agreement shall be filed and heard in the Superior Court of San Bernardino County, California or in the Federal District Court for the Central District of California.

Section 17. Third Party Litigation Regarding Agreement. In the event litigation is initiated by any third party attacking the validity of this Agreement or its implementation, the City shall in good faith defend and seek to uphold the Agreement and shall bear all costs in connection with any such litigation.

Section 18. Indemnification. The City hereby agrees to indemnify, protect, hold harmless and defend (by counsel reasonably satisfactory to the Taxing Entities) each Taxing Entity, its council members, governing board members, directors, officers, agents, employees, consultants, contractors, and representatives (collectively, including Seller, the “**Indemnitees**”) from all suits, actions, claims, causes of action, costs, demands, judgments and liens brought by a third party and arising out of or relating to distribution of the Additional Compensation Amount pursuant to this Agreement to any Taxing Entity other than itself, except as caused or arising out of the willful misconduct or gross negligence of any Indemnitees. The provisions of this Section

shall survive expiration of the Term or other termination of this Agreement, and shall remain in full force and effect.

Section 19. Attorneys' Fees. In any action which a Party brings to enforce its rights hereunder, the unsuccessful Party or Parties shall pay all costs incurred by the prevailing party, including reasonable attorneys' fees.

Section 20. Entire Agreement; Amendment. This Agreement constitutes the entire and integrated agreement of the Parties and supersedes all prior negotiations, representations, or agreements, either written or oral, relating to the subject matter of this Agreement. This Agreement may be modified only in writing and only if approved and signed by all of the Parties.

Section 21. Non-Waiver. No waiver of a breach, failure of any condition, or any right or remedy contained in or granted by the provisions of this Agreement will be effective unless it is in writing and signed by the waiving Parties.

Section 22. No Partnership. Nothing contained in this Agreement shall be construed to constitute any Party as a partner, employee, joint venturer, or agent of any other Party.

Section 23. Ambiguities. Any rule of construction to the effect that ambiguities are to be resolved against the drafting party does not apply in interpreting this Agreement.

Section 24. Action or Approval. Whenever action and/or approval by the City is required under this Agreement, the City Administrator or the City Administrator's designee may act on and/or approve such matter unless specifically provided otherwise, or unless the City Administrator determines in the City Administrator's discretion that such action or approval requires referral to the City Council for consideration.

Section 25. County Taxing Entities. The County of San Bernardino administers funds for the following special districts and funds, and, in addition to entering into this Agreement for itself, is authorized to, and has entered into this Agreement on behalf of the following:

- (1) San Bernardino County Free Library;
- (2) Flood Control District;
- (3) Flood Control Zone 2; and
- (4) Flood Control Administration 1 & 2.

Section 26. Notice of Compensation Agreement Related to Real Property and Release. No later than fourteen (14) business days after the Effective date of this Agreement, the City shall record in the Official Records of the County of San Bernardino a Notice of Compensation Agreement Related to Real Property, in the form attached hereto as **Exhibit D** and incorporated herein by reference (the "Notice of Compensation Agreement"). The Notice of Compensation Agreement shall be recorded by the City against the Property. The City shall mail or transmit electronic copies of the recorded Notice of Compensation Agreement within a reasonable time of the City's receipt of the recorded Notice of Compensation Agreement. .

Concurrently with completion of construction of the fire station, as evidenced by a certificate of occupancy, the City shall have the right to record a complete or partial "Release of the Notice of Compensation Agreement" substantially in the form attached hereto as **Exhibit E** and incorporated herein by reference with respect only to the Property.

Draft



This **AGREEMENT** shall inure to the benefit of and be binding upon the successors and assigns of all **PARTIES**.

**IN WITNESS WHEREOF**, this **AGREEMENT** has been fully executed on behalf of the **COUNTY** by its duly authorized representative and the **CITY** has caused the same to be executed in its name and on its behalf by its duly authorized representative.

**COUNTY OF SAN BERNARDINO**

**CITY OF RIALTO**

► \_\_\_\_\_

By: ► \_\_\_\_\_

*(Authorized signature - sign in blue ink)*

Dated: \_\_\_\_\_

Title \_\_\_\_\_

SIGNED AND CERTIFIED THAT A COPY OF THIS DOCUMENT HAS BEEN DELIVERED TO THE CHAIR OF THE BOARD

Dated: \_\_\_\_\_, 2017

Bob Dutton, Clerk

Rialto Civic Center  
150 S. Palm Avenue  
Rialto, CA 92376

By: ► \_\_\_\_\_

Address: Rialto Civic Center  
150 S. Palm Avenue  
Rialto, CA 92376  
Attn: Robb Steel

**Approved as to Legal Form**

► \_\_\_\_\_

Thomas P. Clark, Jr. of Stradling Yocca  
Carlson & Rauth, Special Counsel to  
City of Rialto

Date: \_\_\_\_\_

**Attested by City Clerk**

► \_\_\_\_\_

City Clerk

Date: \_\_\_\_\_

**SUPERINTENDENT OF SCHOOLS**

**CHAFFEY COMMUNITY COLLEGE**

By: \_\_\_\_\_

By: \_\_\_\_\_

Its: \_\_\_\_\_

Its: \_\_\_\_\_

**SAN BERNARDINO COMMUNITY COLLEGE**

**COLTON JOINT UNIFIED SCHOOL DISTRICT**

By: \_\_\_\_\_

By: \_\_\_\_\_

Its: \_\_\_\_\_

Its: \_\_\_\_\_

**FONTANA UNIFIED SCHOOL DISTRICT**

**RIALTO UNIFIED SCHOOL DISTRICT**

By: \_\_\_\_\_

By: \_\_\_\_\_

Its: \_\_\_\_\_

Its: \_\_\_\_\_

**INLAND EMPIRE JOINT RESOURCE CONSERVATION DISTRICT**

**INLAND EMPIRE UTILITIES AGENCY**

By: \_\_\_\_\_

By: \_\_\_\_\_

Its: \_\_\_\_\_

Its: \_\_\_\_\_

**SAN BERNARDINO VALLEY MUNICIPAL WATER DISTRICT**

**WEST VALLEY WATER DISTRICT**

By: \_\_\_\_\_

By: \_\_\_\_\_

Its: \_\_\_\_\_

Its: \_\_\_\_\_

## EXHIBIT A-1

**EXHIBIT "A"**  
**CITY OF RIALTO**  
**LEGAL DESCRIPTION**  
**FIRE STATION 205 PARCEL**

BEING A PORTION OF THE SOUTH HALF OF LOT 193 TOGETHER WITH A PORTION OF THE NORTH HALF OF LOT 204 BOTH OF THE SUBDIVISION OF THE LANDS BELONGING TO THE SEMI-TROPIC LAND AND WATER COMPANY AS SHOWN BY MAP ON FILE IN BOOK 11, OF MAPS AT PAGE 12, RECORDS OF SAN BERNARDINO COUNTY, CALIFORNIA, LYING WITHIN THE NORTHEAST ONE-QUARTER OF SECTION 23, TOWNSHIP 1 SOUTH, RANGE 5 WEST, SAN BERNARDINO MERIDIAN, DESCRIBED AS FOLLOWS:

BEGINNING AT THE INTERSECTION OF THE EAST LINE OF WILLOW AVENUE (32 FEET IN HALF WIDTH) AS CONVEYED TO THE CITY OF RIALTO BY DEED RECORDED DECEMBER 16, 1961 IN BOOK 5618, PAGE 5, OFFICIAL RECORDS OF SAID COUNTY AND THE NORTH LINE OF SAID SOUTH HALF OF LOT 193;

THENCE NORTH 89°57'06" EAST 300.00 FEET ALONG THE NORTH LINE OF SAID SOUTH HALF OF LOT 193;

THENCE LEAVING SAID NORTH LINE, SOUTH 00°00'00" EAST 661.14 FEET TO THE SOUTH LINE OF SAID NORTH HALF OF LOT 204,

THENCE SOUTH 89°56'58" WEST 3.10 FEET ALONG SAID SOUTH LINE TO THE NORTHEASTERLY LINE OF THAT CERTAIN PARCEL CONVEYED TO SAN BERNARDINO COUNTY FLOOD CONTROL DISTRICT BY DEED RECORDED OCTOBER 31, 1977, IN BOOK 9550, PAGE 786, OFFICIAL RECORDS OF SAID COUNTY, ALSO BEING THE BEGINNING OF A NON-TANGENT CURVE, CONCAVE SOUTHWESTERLY AND HAVING A RADIUS OF 1050.00 FEET, A RADIAL LINE THROUGH SAID POINT BEARS NORTH 60°05'58" EAST,

THENCE ALONG SAID NORTHEASTERLY LINE AND SAID CURVE, NORTHWESTERLY THROUGH A CENTRAL ANGLE OF 14°40'12", AN ARC LENGTH OF 268.84 FEET,

THENCE CONTINUING ALONG SAID NORTHEASTERLY LINE, NORTH 44°34'14" WEST 191.31 FEET TO SAID EAST LINE OF WILLOW AVENUE;

THENCE NORTH 00°04'35" WEST 311.15 FEET ALONG SAID EAST LINE TO THE POINT OF BEGINNING.

CONTAINING 3.25 ACRES OR 141,438 SQUARE FEET MORE OR LESS.

THIS DESCRIPTION ALSO BEING SHOWN ON THE ATTACHED EXHIBIT "B" AND THEREBY BEING MADE A PART HEREOF.

THIS LEGAL DESCRIPTION HAS BEEN PREPARED BY ME, OR UNDER MY DIRECTION, IN CONFORMANCE WITH THE PROFESSIONAL LAND SURVEYORS ACT.

\_\_\_\_\_  
ROBERT C. OLLERTON, PLS 7731

\_\_\_\_\_  
DATE

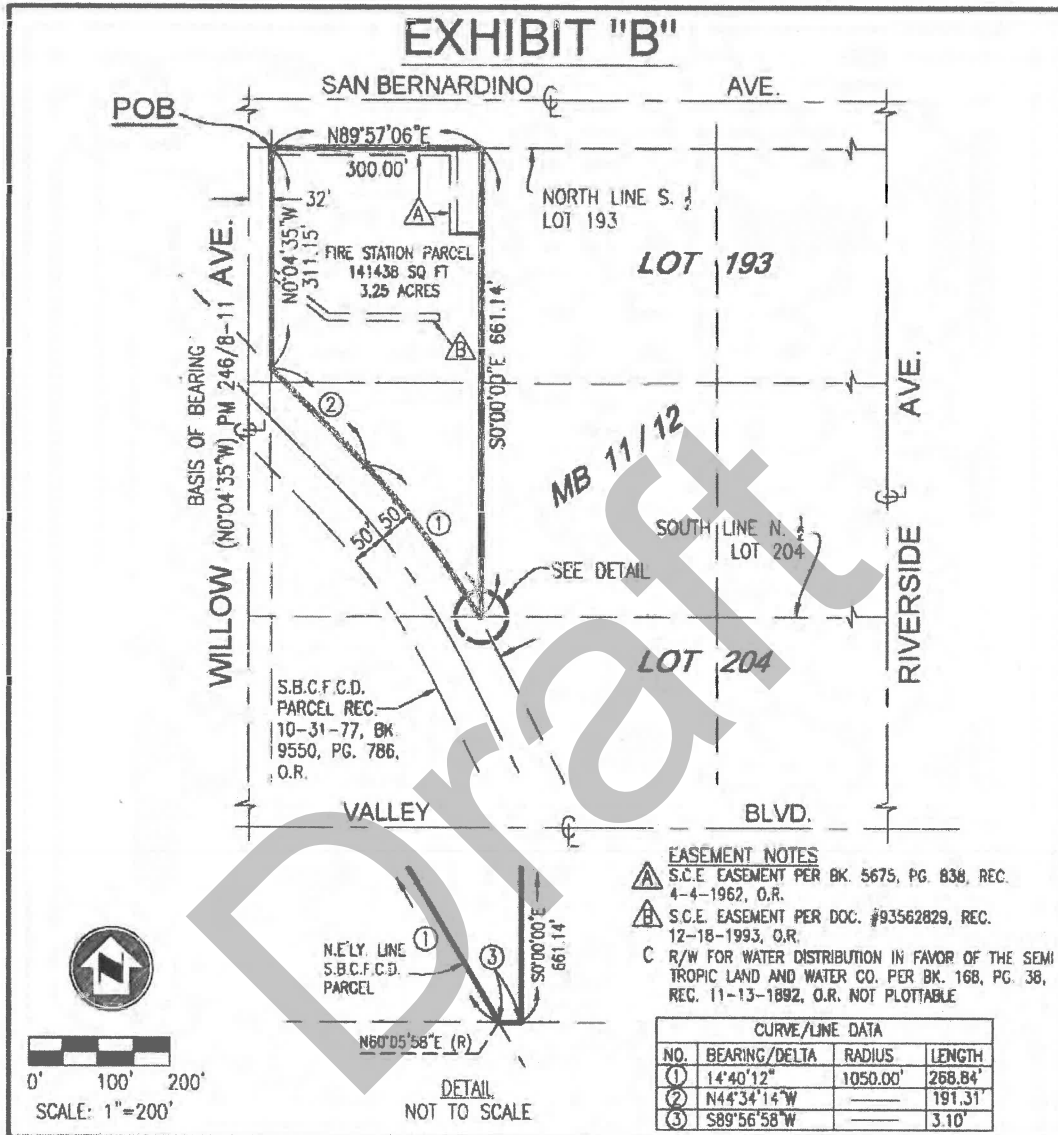
Draft

PAGE 2 OF 2

T:\Projects\74009019 Rialto FS 205\Lot Line Adjustment\Rialto FS 205 Legal Description.docx

EXHIBIT A-2

# EXHIBIT "B"



**ERSG** INC. 3550 E. Florida Avenue, Suite B  
Hemet, California 92544  
(951) 765-6622 Fax (951) 765-6621

Engineering Resources of Southern California

**EXHIBIT "B"**  
**CITY OF RIALTO**  
**FIRE STATION 205**  
**PARCEL**

PREPARED UNDER THE SUPERVISION OF:

DATE: \_\_\_\_\_ ROBERT C. OLLERTON, P.L.S. NO. 7731

J.N. 74009019 SCALE: 1"=200'

FILE NO: F:\PROJECTS\74009019\LOT LINE ADJUSTMENT\74009019.LLA.DWG

DATE: 04-04-2017 SHEET 1 OF 1

**EXHIBIT B**

**CITY OF RIALTO COMPENSATION AGREEMENT APPLICABLE TAX RATES**

AGENCY/ ACCOUNT CODE	AGENCY NAME	RR64-RG01	
		RIALTO RDA MERGED PROJECT	
		TRA INCREMENT	% OF SHARE
AB01-GA01	COUNTY GENERAL FUND	1,967,511	0.152667270
AB02-GA01	EDUCATION REVENUE AUGMENTATION FUND	2,979,277	0.231174417
BF02-GA01	FLOOD CONTROL ZONE 2	349,274	0.027101617
BF07-GA01	FLOOD CONTROL ADMIN 1 & 2	24,560	0.001905705
BL01-GA01	COUNTY FREE LIBRARY	190,523	0.014783435
BS01-GA01	SUPERINTENDENT OF SCHOOLS	67,511	0.005238487
BS01-GA02	SUPERINTENDENT OF SCHOOLS	9,917	0.000769522
BS01-GA03	SUPERINTENDENT OF SCHOOLS	26,556	0.002060597
BS01-GA04	SUPERINTENDENT OF SCHOOLS	18,270	0.001417653
BS01-GA05	SUPERINTENDENT OF SCHOOLS	6,017	0.000466911
CC28-GA01	CITY OF RIALTO	1,803,531	0.139943396
SC16-GA01	CHAFFEY COMMUNITY COLLEGE	77,191	0.005989558
SC54-GA01	SAN BERNARDINO COMMUNITY COLLEGE	597,696	0.046377687
SU20-GA01	COLTON JOINT UNIFIED SCHOOL DIST	587,640	0.045597440
SU26-GA01	FONTANA UNIFIED SCHOOL DISTRICT	495,734	0.038466065
SU50-GA01	RIALTO UNIFIED SCHOOL DISTRICT	3,123,175	0.242340020
WR04-GL01	INLAND EMPIRE JT RESOURCE CONS DIST	25,445	0.001974358
WU08-GA01	INLAND EMPIRE UTILITIES AGENCY	63,696	0.004942417
WU08-GA05	INLAND EMPIRE UTILITIES AGENCY	62,003	0.004811080
WU23-GA01	SAN BERNARDINO VALLEY MUNI WATER	254,432	0.019742450
WW28-GA01	WEST VALLEY WATER DISTRICT	157,614	0.012229915
	<b>Grand Total</b>	<b>12,887,574</b>	<b>1.00000000</b>

## EXHIBIT C

### LIST OF ADDRESSES FOR NOTICE PURPOSES

[Note- Insert addresses of all taxing entities that are parties to this agreement.]

TAXING ENTITY	Addresses
COUNTY GENERAL FUND	Ms. Dena M. Smith, Interim Chief Executive Officer County of San Bernardino 385 N. Arrowhead Avenue, 5th Floor San Bernardino, CA 92415
FLOOD CONTROL ZONE 2	Ms. Dena M. Smith, Interim Chief Executive Officer County of San Bernardino 385 N. Arrowhead Avenue, 5th Floor San Bernardino, CA 92415
FLOOD CONTROL ADMIN 1 & 2	Ms. Dena M. Smith, Interim Chief Executive Officer County of San Bernardino 385 N. Arrowhead Avenue, 5th Floor San Bernardino, CA 92415
COUNTY FREE LIBRARY	Ms. Dena M. Smith, Interim Chief Executive Officer County of San Bernardino 385 N. Arrowhead Avenue, 5th Floor San Bernardino, CA 92415
EDUCATION REVENUE AUGMENTATION FUND	
SUPERINTENDENT OF SCHOOLS	Mr. Ted Alejandre, County Superintendent San Bernardino County Superintendent of Schools 601 N. "E" Street San Bernardino, CA 92415-0020
CITY OF RIALTO	Mr. Michael Story, City Administrator City of Rialto 150 S. Palm Avenue Rialto, CA 92376
CHAFFEY COMMUNITY COLLEGE	Mr. Henry Shannon Superintendent/President Chaffey College 5885 Haven Avenue Rancho Cucamonga, CA 91737
SAN BERNARDINO COMMUNITY COLLEGE	Mr. Bruce Baron, Chancellor San Bernardino Community College 114 S. Del Rosa Drive San Bernardino, CA 92408

**TAXING ENTITY****Addresses**

COLTON JOINT UNIFIED SCHOOL DISTRICT	Mr. Jerry Almendarez, Superintendent Colton Joint Unified School District 1212 Valencia Drive Colton, CA 92324
FONTANA UNIFIED SCHOOL DISTRICT	Mr. Randal S. Bassett Superintendent Fontana Unified School District 9680 Citrus Avenue Fontana, CA 92335
RIALTO UNIFIED SCHOOL DISTRICT	Dr. Cuauhtemoc Avila, Superintendent Rialto Unified School District 182 S. Walnut Avenue Rialto, CA 92376
INLAND EMPIRE JT. RESOURCE CONS. DISTRICT	Ms. Mandy Parkes, District Manager Inland Empire Joint Resource Correction District 25864-K Business Center Drive Redlands, CA 92374
INLAND EMPIRE UTILITIES AGENCY	Mr. Jon Grindstaff, General Manager Inland Empire Utilities Agency P.O. Box 9020 Chino Hills, CA 91709
SAN BERNARDINO VALLEY MUNI WATER	Mr. Doug Headrick, General Manager San Bernardino Valley Municipal Water 380 E. Vanderbilt Way San Bernardino, CA 92408
WEST VALLEY WATER DISTRICT	Mr. Matthew Litchfield General Manager West Valley Water District P.O. Box 920 Rialto, CA 92377



**EXHIBIT D**

**FORM OF NOTICE OF COMPENSATION AGREEMENT  
RELATED TO REAL PROPERTY**

**RECORDING REQUESTED BY AND WHEN RECORDED MAIL TO:**

Rialto Civic Center  
150 S. Palm Avenue  
Rialto, CA 92376

Attn: Robb R. Steel, Development Services Director

NO FEE FOR RECORDING PURSUANT TO  
GOVERNMENT CODE SECTIONS 6103 AND 27383

---

(SPACE ABOVE THIS LINE FOR RECORDER'S USE)

**NOTICE OF COMPENSATION AGREEMENT**

**RELATED TO REAL PROPERTY**

(AREA A PROPERTY)

**NOTICE IS HEREBY GIVEN**, that the CITY OF RIALTO (the "City" and "Owner") on the one hand, and the COUNTY OF SAN BERNARDINO (with respect to the County General Fund, Flood Control Zone 2, Flood Control Admin 1 & 2, and County Free Library), Education Revenue Augmentation Fund, Superintendent of Schools, Chaffey Community College, San Bernardino Community College, Colton Joint Unified School District, Fontana Unified School District, Rialto Unified School District, Inland Empire Joint Resource Conservation District, Inland Empire Utilities Agency, San Bernardino Valley Municipal Water, and West Valley Water District, as a taxing entity, on the other hand (each a "Taxing Entity" and collectively, the "Taxing Entities") entered into that certain Compensation Agreement, dated \_\_\_\_\_, 2017 (the "Compensation Agreement"), with reference to that certain real property located in the City located at , at \_\_\_\_\_, assessor's parcel number(s) \_\_\_\_\_, and further described in Exhibit A incorporated herein by reference (the "Property").

Among other requirements, the LRPMP requires the City to execute a compensation agreement with the Taxing Entities providing for a contingent payment of Disposition Proceeds (as defined in the Compensation Agreement) upon the City's disposition of the Property, under specified conditions.

The Compensation Agreement includes certain obligations related to the Property, including without limitation and as further described in the Compensation Agreement:

A requirement that the Owner provide the Taxing Entities and the County Auditor-Controller a Disposition Proceeds Statement including the information required under Section 3.C.4. of the Compensation Agreement.

A requirement for the Owner, under certain circumstances, to remit the Additional Compensation Amount to the Escrow Agent for distribution to the Taxing Entities in proportion to their Property Tax Percentage Shares base property tax as determined by the City using data from the County's Auditor-Controller and require the Escrow Agent to distribute the funds pursuant to Health and Safety Code Section 34188 and subject to Section 2 of the Compensation Agreement.

A complete copy of the Compensation Agreement is maintained in the Office of the City Clerk, and is available to review at 150 S. Palm Avenue, Rialto, CA 92376 between 9 a.m. and 5 p.m.

In the event of any conflict between this Notice of Compensation Agreement Related to Property (the "Notice") and the Compensation Agreement, the terms of the Compensation Agreement shall prevail.

Upon the satisfaction of the requirements of Section 25 of the Compensation Agreement, the City shall release this Notice (the "Release"), by the execution and recordation of a release in substantially the form attached hereto as Exhibit B, incorporated herein by reference.

This Notice is being recorded and filed by the Owner of the Property, and shall be indexed against the Owner's interest in the Property.

***[Remainder of Page Left Intentionally Blank.]***

IN WITNESS WHEREOF, the Owner and the City have entered into this Notice as of the first date written above.

**CITY**

**CITY OF RIALTO**, a California general law city

Date: \_\_\_\_\_

By: \_\_\_\_\_  
City Administrator

**ATTEST:**

By: \_\_\_\_\_  
Barbara McGee, City Clerk

**APPROVED AS TO FORM:**

\_\_\_\_\_  
Stradling Yocca Carlson & Rauth  
City Special Counsel

\_\_\_\_\_  
Fred Galante, City Attorney

Date: \_\_\_\_\_

**[ALL SIGNATURES MUST BE NOTARIZED]**

**SUPERINTENDENT OF SCHOOLS**

**CHAFFEY COMMUNITY COLLEGE**

By: \_\_\_\_\_

By: \_\_\_\_\_

Its: \_\_\_\_\_

Its: \_\_\_\_\_

**SAN BERNARDINO COMMUNITY COLLEGE**

**COLTON JOINT UNIFIED SCHOOL DISTRICT**

By: \_\_\_\_\_

By: \_\_\_\_\_

Its: \_\_\_\_\_

Its: \_\_\_\_\_

**FONTANA UNIFIED SCHOOL DISTRICT**

**RIALTO UNIFIED SCHOOL DISTRICT**

By: \_\_\_\_\_

By: \_\_\_\_\_

Its: \_\_\_\_\_

Its: \_\_\_\_\_

**INLAND EMPIRE JOINT RESOURCE CONSERVATION DISTRICT**

**INLAND EMPIRE UTILITIES AGENCY**

By: \_\_\_\_\_

By: \_\_\_\_\_

Its: \_\_\_\_\_

Its: \_\_\_\_\_

**SAN BERNARDINO VALLEY MUNICIPAL WATER DISTRICT**

**WEST VALLEY WATER DISTRICT**

By: \_\_\_\_\_

By: \_\_\_\_\_

Its: \_\_\_\_\_

Its: \_\_\_\_\_

**EXHIBIT "A"**  
**CITY OF RIALTO**  
**LEGAL DESCRIPTION**  
**FIRE STATION 205 PARCEL**

BEING A PORTION OF THE SOUTH HALF OF LOT 193 TOGETHER WITH A PORTION OF THE NORTH HALF OF LOT 204 BOTH OF THE SUBDIVISION OF THE LANDS BELONGING TO THE SEMI-TROPIC LAND AND WATER COMPANY AS SHOWN BY MAP ON FILE IN BOOK 11, OF MAPS AT PAGE 12, RECORDS OF SAN BERNARDINO COUNTY, CALIFORNIA, LYING WITHIN THE NORTHEAST ONE-QUARTER OF SECTION 23, TOWNSHIP 1 SOUTH, RANGE 5 WEST, SAN BERNARDINO MERIDIAN, DESCRIBED AS FOLLOWS:

BEGINNING AT THE INTERSECTION OF THE EAST LINE OF WILLOW AVENUE (32 FEET IN HALF WIDTH) AS CONVEYED TO THE CITY OF RIALTO BY DEED RECORDED DECEMBER 16, 1961 IN BOOK 5618, PAGE 5, OFFICIAL RECORDS OF SAID COUNTY AND THE NORTH LINE OF SAID SOUTH HALF OF LOT 193;

THENCE NORTH 89°57'06" EAST 300.00 FEET ALONG THE NORTH LINE OF SAID SOUTH HALF OF LOT 193;

THENCE LEAVING SAID NORTH LINE, SOUTH 00°00'00" EAST 661.14 FEET TO THE SOUTH LINE OF SAID NORTH HALF OF LOT 204;

THENCE SOUTH 89°56'58" WEST 3.10 FEET ALONG SAID SOUTH LINE TO THE NORTHEASTERLY LINE OF THAT CERTAIN PARCEL CONVEYED TO SAN BERNARDINO COUNTY FLOOD CONTROL DISTRICT BY DEED RECORDED OCTOBER 31, 1977, IN BOOK 9550, PAGE 786, OFFICIAL RECORDS OF SAID COUNTY, ALSO BEING THE BEGINNING OF A NON-TANGENT CURVE, CONCAVE SOUTHWESTERLY AND HAVING A RADIUS OF 1050.00 FEET, A RADIAL LINE THROUGH SAID POINT BEARS NORTH 60°05'58" EAST;

THENCE ALONG SAID NORTHEASTERLY LINE AND SAID CURVE, NORTHWESTERLY THROUGH A CENTRAL ANGLE OF 14°40'12", AN ARC LENGTH OF 268.84 FEET;

THENCE CONTINUING ALONG SAID NORTHEASTERLY LINE, NORTH 44°34'14" WEST 191.31 FEET TO SAID EAST LINE OF WILLOW AVENUE;

THENCE NORTH 00°04'35" WEST 311.15 FEET ALONG SAID EAST LINE TO THE POINT OF BEGINNING.

CONTAINING 3.25 ACRES OR 141,438 SQUARE FEET MORE OR LESS.

THIS DESCRIPTION ALSO BEING SHOWN ON THE ATTACHED EXHIBIT "B" AND THEREBY BEING MADE A PART HEREOF.

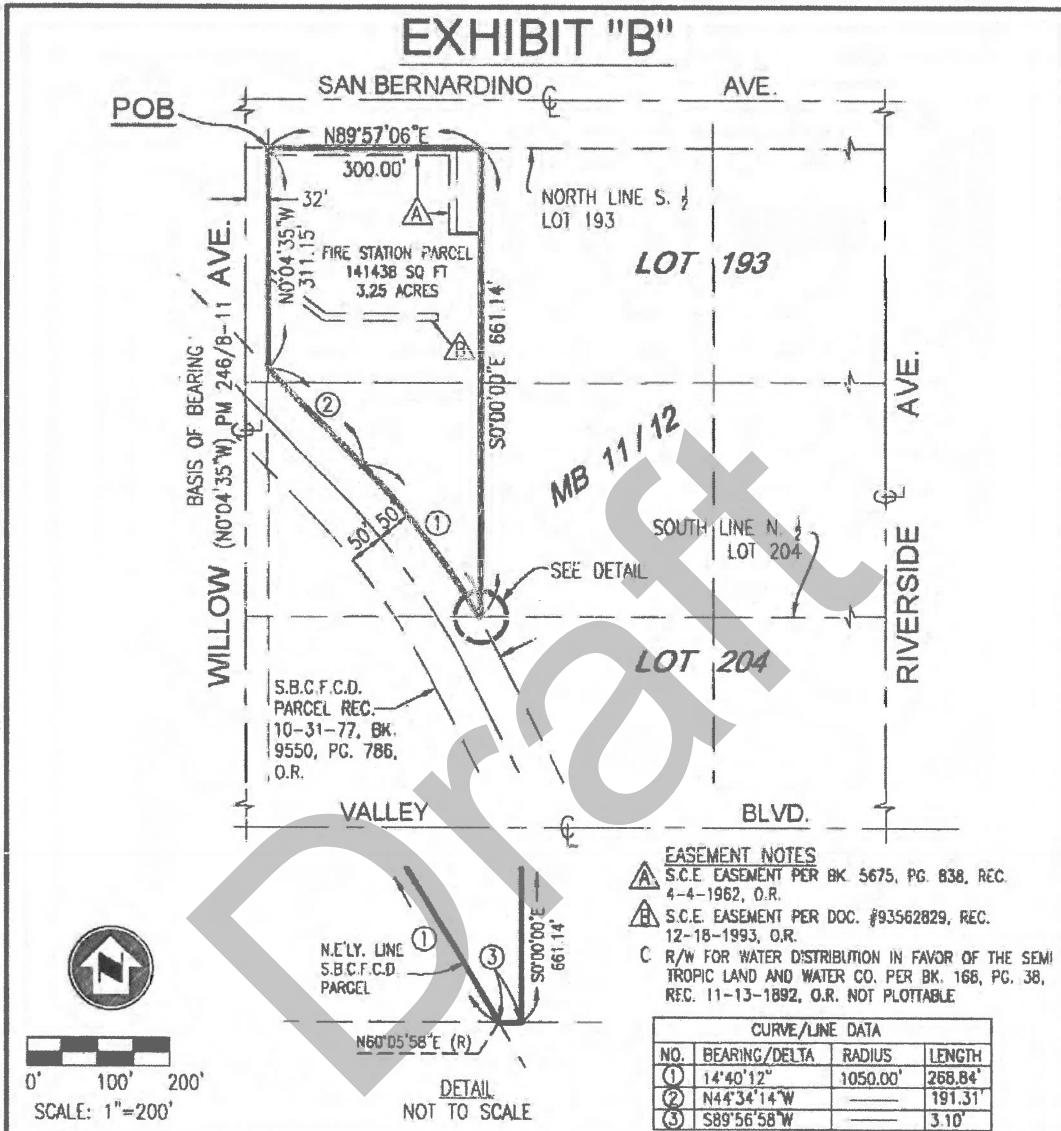
THIS LEGAL DESCRIPTION HAS BEEN PREPARED BY ME, OR UNDER MY DIRECTION, IN CONFORMANCE WITH THE PROFESSIONAL LAND SURVEYORS ACT.

\_\_\_\_\_  
ROBERT C. OLLERTON, PLS 7731

DATE

Draft

# EXHIBIT "B"



**ERSG** 3550 E. Florida Avenue, Suite B  
Hemet, California 92544  
(951) 765-6622 Fax (951) 765-6621  
Engineering Resources of Southern California

**EXHIBIT "B"**  
**CITY OF RIALTO**  
**FIRE STATION 205**  
**PARCEL**

PREPARED UNDER THE SUPERVISION OF:  
DATE: \_\_\_\_\_ ROBERT C. OLLERTON, P.L.S. NO. 7731

J.N. 74009019 SCALE: 1"=200'  
FILE NO. T:\PROJECTS\74009019\LOT LINE ADJUSTMENT\74009019LLA.DWG  
DATE: 04-04-2017 SHEET 1 OF 1

A notary public or other officer completing this certificate verifies only the identity of the individual who signed the document to which this certificate is attached, and not the truthfulness, accuracy, or validity of that document.

STATE OF CALIFORNIA )  
 ) ss.  
COUNTY OF \_\_\_\_\_ )

On \_\_\_\_\_ before me, \_\_\_\_\_, Notary Public,

personally appeared \_\_\_\_\_, who proved to me on the basis of satisfactory evidence to be the person(s) whose names(s) is/are subscribed to the within instrument and acknowledged to me that he/she/they executed the same in his/her/their authorized capacity(ies), and that by his/her/their signature(s) on the instrument the person(s), or the entity upon behalf of which the person(s) acted, executed the instrument.

I certify under PENALTY OF PERJURY under the laws of the State of California that the foregoing paragraph is true and correct.

WITNESS my hand and official seal

\_\_\_\_\_  
SIGNATURE OF NOTARY PUBLIC



**EXHIBIT E**

**FORM OF RELEASE AGREEMENT**

**RELEASE OF NOTICE OF COMPENSATION AGREEMENT  
RELATED TO REAL PROPERTY**

**RECORDING REQUESTED BY AND WHEN RECORDED MAIL TO:**

Rialto Civic Center  
150 S. Palm Avenue  
Rialto, CA 92376

Attn: Robb R. Steel, Development Services Director

NO FEE FOR RECORDING PURSUANT TO  
GOVERNMENT CODE SECTIONS 6103 AND 27383

---

(SPACE ABOVE THIS LINE FOR RECORDER'S USE)

**FORM OF RELEASE AGREEMENT**

**RELEASE OF NOTICE OF COMPENSATION AGREEMENT  
RELATED TO REAL PROPERTY**

(AREA A PROPERTY)

This Release of Notice of Compensation Agreement Related to Real Property is made as of [INSERT DATE] (the "Notice"), by the CITY OF RIALTO, in its capacity as a taxing entity (the "City") and in its capacity as the Owner of that certain real located ADDRESS, in the City of Rialto, and further described in Exhibit A incorporated herein by reference (the "Property").

**RECITALS**

A. The CITY OF RIALTO (the "City") on the one hand, and the COUNTY OF SAN BERNARDINO (with respect to the County General Fund, Flood Control Zone 2, Flood Control Admin 1 & 2, and County Free Library), Education Revenue Augmentation Fund, Superintendent of Schools, Chaffey Community College, San Bernardino Community College, Colton Joint Unified School District, Fontana Unified School District, Rialto Unified School District, Inland Empire Joint Resource Conservation District, Inland Empire Utilities Agency, San Bernardino Valley Municipal Water, and West Valley Water District, as a taxing entity, on the other hand (each a "Taxing Entity" and collectively, the "Taxing Entities") have entered into that certain Compensation Agreement, dated [INSERT DATE] (the "Compensation Agreement"), with reference to the Property.

B. In connection with the Compensation Agreement, the City executed the Notice, which was recorded against the Property in the Official Records of the County of San Bernardino as Instrument No. [INSERT RECORDING NUMBER] on [INSERT DATE].

C. The City, in its capacity as a Taxing Entity, has determined that the Owner has fulfilled its obligations under Section 2 of the Compensation Agreement with respect to the Property and the City desires to release the Notice as a lien or claim on the interest in the Property conveyed and described in Exhibit A.

NOW, THEREFORE, in consideration of the foregoing recitals, which are incorporated herein by this reference, and the mutual benefits accruing to the parties hereto and other valuable consideration, the receipt and sufficiency of which consideration is hereby acknowledged, it is hereby declared, understood and agreed as follows:

The City, in its capacity as a Taxing Entity, hereby releases the Property from any and all obligations under the Notice.

This Agreement contains the entire agreement between the parties hereto and supersedes all prior agreements, oral or written, with respect to the subject matter hereof. This Agreement shall not be construed as if it had been prepared by one of the parties, but rather as if both parties had prepared it.

This Agreement shall be binding on and inure to the benefit of the legal representatives, heirs, successors and assigns of the parties.

This Agreement shall be governed by and construed in accordance with the laws of the State of California.

This Agreement may be signed by the different parties hereto in counterparts, each of which shall be deemed an original but all of which together shall constitute one and the same agreement.

[Signatures on following page]

IN WITNESS WHEREOF, the Owner and the City have entered into this Notice as of the first date written above.

**CITY**

**CITY OF RIALTO**, a California general law city

Date: \_\_\_\_\_

By: \_\_\_\_\_  
City Administrator

**ATTEST:**

By: \_\_\_\_\_  
Barbara McGee, City Clerk

**APPROVED AS TO FORM:**

\_\_\_\_\_  
Stradling Yocca Carlson & Rauth  
City Special Counsel

\_\_\_\_\_  
Fred Galante, City Attorney

Date: \_\_\_\_\_

**[ALL SIGNATURES MUST BE NOTARIZED]**

**SUPERINTENDENT OF SCHOOLS**

**CHAFFEY COMMUNITY COLLEGE**

By: \_\_\_\_\_

By: \_\_\_\_\_

Its: \_\_\_\_\_

Its: \_\_\_\_\_

**SAN BERNARDINO COMMUNITY COLLEGE**

**COLTON JOINT UNIFIED SCHOOL DISTRICT**

By: \_\_\_\_\_

By: \_\_\_\_\_

Its: \_\_\_\_\_

Its: \_\_\_\_\_

**FONTANA UNIFIED SCHOOL DISTRICT**

**RIALTO UNIFIED SCHOOL DISTRICT**

By: \_\_\_\_\_

By: \_\_\_\_\_

Its: \_\_\_\_\_

Its: \_\_\_\_\_

**INLAND EMPIRE JOINT RESOURCE CONSERVATION DISTRICT**

**INLAND EMPIRE UTILITIES AGENCY**

By: \_\_\_\_\_

By: \_\_\_\_\_

Its: \_\_\_\_\_

Its: \_\_\_\_\_

**SAN BERNARDINO VALLEY MUNICIPAL WATER DISTRICT**

**WEST VALLEY WATER DISTRICT**

By: \_\_\_\_\_

By: \_\_\_\_\_

Its: \_\_\_\_\_

Its: \_\_\_\_\_

**EXHIBIT "A"**  
**CITY OF RIALTO**  
**LEGAL DESCRIPTION**  
**FIRE STATION 205 PARCEL**

BEING A PORTION OF THE SOUTH HALF OF LOT 193 TOGETHER WITH A PORTION OF THE NORTH HALF OF LOT 204 BOTH OF THE SUBDIVISION OF THE LANDS BELONGING TO THE SEMI-TROPIC LAND AND WATER COMPANY AS SHOWN BY MAP ON FILE IN BOOK 11, OF MAPS AT PAGE 12, RECORDS OF SAN BERNARDINO COUNTY, CALIFORNIA, LYING WITHIN THE NORTHEAST ONE-QUARTER OF SECTION 23, TOWNSHIP 1 SOUTH, RANGE 5 WEST, SAN BERNARDINO MERIDIAN, DESCRIBED AS FOLLOWS:

BEGINNING AT THE INTERSECTION OF THE EAST LINE OF WILLOW AVENUE (32 FEET IN HALF WIDTH) AS CONVEYED TO THE CITY OF RIALTO BY DEED RECORDED DECEMBER 16, 1961 IN BOOK 5618, PAGE 5, OFFICIAL RECORDS OF SAID COUNTY AND THE NORTH LINE OF SAID SOUTH HALF OF LOT 193;

THENCE NORTH 89°57'06" EAST 300.00 FEET ALONG THE NORTH LINE OF SAID SOUTH HALF OF LOT 193;

THENCE LEAVING SAID NORTH LINE, SOUTH 00°00'00" EAST 661.14 FEET TO THE SOUTH LINE OF SAID NORTH HALF OF LOT 204;

THENCE SOUTH 89°56'58" WEST 3.10 FEET ALONG SAID SOUTH LINE TO THE NORTHEASTERLY LINE OF THAT CERTAIN PARCEL CONVEYED TO SAN BERNARDINO COUNTY FLOOD CONTROL DISTRICT BY DEED RECORDED OCTOBER 31, 1977, IN BOOK 9550, PAGE 786, OFFICIAL RECORDS OF SAID COUNTY, ALSO BEING THE BEGINNING OF A NON-TANGENT CURVE, CONCAVE SOUTHWESTERLY AND HAVING A RADIUS OF 1050.00 FEET, A RADIAL LINE THROUGH SAID POINT BEARS NORTH 60°05'58" EAST;

THENCE ALONG SAID NORTHEASTERLY LINE AND SAID CURVE, NORTHWESTERLY THROUGH A CENTRAL ANGLE OF 14°40'12", AN ARC LENGTH OF 268.84 FEET;

THENCE CONTINUING ALONG SAID NORTHEASTERLY LINE, NORTH 44°34'14" WEST 191.31 FEET TO SAID EAST LINE OF WILLOW AVENUE.

THENCE NORTH 00°04'35" WEST 311.15 FEET ALONG SAID EAST LINE TO THE POINT OF BEGINNING.

CONTAINING 3.25 ACRES OR 141,438 SQUARE FEET MORE OR LESS.

THIS DESCRIPTION ALSO BEING SHOWN ON THE ATTACHED EXHIBIT "B" AND THEREBY BEING MADE A PART HEREOF.

THIS LEGAL DESCRIPTION HAS BEEN PREPARED BY ME, OR UNDER MY DIRECTION, IN CONFORMANCE WITH THE PROFESSIONAL LAND SURVEYORS ACT.

---

ROBERT C. OLLERTON, PLS 7731

DATE

Draft

# EXHIBIT "B"



**ERSC** 3550 E. Florida Avenue, Suite B  
 Hemet, California 92544  
 (951) 765-6622 Fax (951) 765-6621  
**INC.COM**  
 Engineering Resources of Southern California

**EXHIBIT "B"**  
**CITY OF RIALTO**  
**FIRE STATION 205**  
**PARCEL**

PREPARED UNDER THE SUPERVISION OF:  
 DATE: \_\_\_\_\_ ROBERT C. OLLERTON, P.L.S. NO. 7731

J.N. 74009019 SCALE: 1"=200'  
 FILE NO. T:\PROJECTS\74009019\LOT LINE ADJUSTMENT\74009019LLADWG  
 DATE: 04-04-2017 SHEET 1 OF 1

A notary public or other officer completing this certificate verifies only the identity of the individual who signed the document to which this certificate is attached, and not the truthfulness, accuracy, or validity of that document.

STATE OF CALIFORNIA )  
 ) ss.  
COUNTY OF \_\_\_\_\_ )

On \_\_\_\_\_ before me, \_\_\_\_\_, Notary Public,

personally appeared \_\_\_\_\_, who proved to me on the basis of satisfactory evidence to be the person(s) whose names(s) is/are subscribed to the within instrument and acknowledged to me that he/she/they executed the same in his/her/their authorized capacity(ies), and that by his/her/their signature(s) on the instrument the person(s), or the entity upon behalf of which the person(s) acted, executed the instrument.

I certify under PENALTY OF PERJURY under the laws of the State of California that the foregoing paragraph is true and correct.

WITNESS my hand and official seal

\_\_\_\_\_  
SIGNATURE OF NOTARY PUBLIC



**Project #5 – FIRE STATION 205**

<b>Location/Address:</b>	<b>2530 S. Lilac Avenue – South Rialto</b>
<b>Total Properties:</b>	<b>1 Parcel – with vacant home proposed to be demolished</b>
<b>Land Use:</b>	<b>Agua Mansa Specific Plan – M-Industrial</b>
<b>Disposition of Parcels:</b>	<b>Retained by the City of Rialto for government purpose – SEE ATTACHMENT "A" FOR ADDITIONAL INFORMATION</b>

2. The date of the former Agency's acquisition of the property; the value of the property when it was acquired; the purpose for which the property was acquired; and parcel data:

In 2009, the Redevelopment Agency of the City of Rialto ("Agency") acquired the parcel for a proposed fire station. The parcel is part of three parcels to be used for the future fire station. The City owns the other two parcels. The Agency-owned lot includes a vacant single-family home, proposed to be demolished in calendar year 2013.

**Parcel Data:**

Assessor Parcel Number(s)	Purchase Date	Original Purchase Price/Market Value	Parcel SF	Building SF	Parcel Leased	Estimate Current Market Value
APN 0258-102-61	4-23-09	\$451,000	32,000 (0.76 acres)	1,859 (a)	No	\$224,000

(a) Building proposed for demolition in calendar year 2013.

2. An estimate of the current value of the parcel including, if available, any appraisal information:

The estimated market value is based on a study conducted by Keyser Marston and Associates dated February 8, 2013. The study determined that the estimated market value in Rialto for land in an industrial area is \$7.00 per square feet. The house is dilapidated, and consequently, has no value. SEE ATTACHMENT "B" FOR A COPY OF THE STUDY.

3. An estimate of any revenues generated by the property, and a description of the contractual requirements for the disposition of those revenues:

The property does not generate any revenue.

4. The history of environmental contamination affecting the property, including designation as a brownfield site, any environmental studies, and history of any remediation efforts:

None.

5. Previous development activity; potential for transit-oriented development ("TOD"):

No potential for TOD activity. No date has been set for construction. However, as development in southern Rialto begins to progress, the City will collect development funds and utilize other funds to commence the development of the fire station. A restrictive covenant for use of this parcel exists – SEE ATTACHMENT "E."


6. Potential use to advance the planning objectives of the Successor Agency:

The City's General Plan addresses development of a new fire station (SEE ATTACHMENT "G"), as follows:

***"Measure 8.80: Fire Department - Review applications of proposed new development projects to evaluate potential safety issues, and determine the need for additional fire department services and/or equipment to serve the new development. Require mitigation to reduce potential impact to a level determined appropriate by the Fire Police Chief. Pursue funds to build a new fire station south of the I-10 freeway." (Page 8-26)***

Appendix E of the adopted 2010-2014 Redevelopment Implementation Plan includes the property as an asset of the former Agency and describes the property disposition as "Hold for Fire Station "205" (SEE ATTACHMENT "D"),

**SITE MAP**



**ACTION  
ITEM**

**2C**

**Date:** September 20, 2017

**To:** The Honorable Board of Directors

**Committee:** Finance & Administration

  
**From:** P. Joseph Grindstaff, General Manager

09/13/17

**Executive Contact:** Christina Valencia, Executive Manager of Finance & Administration/AGM

**Subject:** Budget Amendment for Fiscal Year 2016/17 Carry Forward of Open Encumbrances and Non-Encumbered Commitment Related Budget

---

**Executive Summary:**

Based on the Agency's practice, authorization to spend appropriated budget lapses at the end of the fiscal year. Budget for open encumbrances and commitments to be honored in the following fiscal year and which are not supported by the current fiscal year budget needs to be carried forward, following policy A-81.

Open encumbrances and non-encumbered commitments to be carried forward from FY 2016/17 to FY 2017/18 total \$13,969,575 and is comprised of \$1,969,462 for operations and maintenance expenses, \$6,946,002 for non-capital projects and \$5,054,111 for capital projects. Partially offsetting the carried forward amount are revenues from anticipated grants and reimbursements in the amount of \$1,294,043, resulting in a net carry forward amount of \$12,675,532.

Future expenditures against these carried forward commitments, net of related revenues, will reduce the reserve balances in the respective funds as summarized in Attachment 1, Table 3.

---

**Staff's Recommendation:**

1. Approve the carry forward of open encumbrances and non-encumbered commitment related budgets from FY 2016/17 to FY 2017/18 and amend the budget in the amount of \$13,969,575; and
2. Approve amendments to the adopted FY 2017/18 budget for grant and reimbursement revenues in the amount of \$1,294,043.

---

**Budget Impact** Budgeted (Y/N): N Amendment (Y/N): Y Amount for Requested Approval: \$ 12,675,532

Account/Project Name:

**Fiscal Impact** (explain if not budgeted):

If approved, the FY 2017/18 budget will be augmented by the carry forward amount of \$13,969,575 in the respective funds and major account categories (capital and operations & maintenance), and related grant and reimbursement revenue budgets will be increased by \$1,294,043 in the respective funds as detailed in Attachment 1, Tables 2 and 3.

Full account coding (internal AP purposes only):

- - -  
- - -

Project No.:

**Prior Board Action:**

On June 21, 2017, the Board adopted the Agency's Biennial Budget for FYs 2017/18 and 2018/19.

On September 21, 2016 the Board approved the carry forward of \$12,511,488 from FY 2015/16 to FY 2016/17.

---

**Environmental Determination:**

Not Applicable

---

**Business Goal:**

The carry forward of encumbrances at fiscal year end is consistent with the Agency's business goal of fiscal responsibility and maintaining prudent budgetary controls.

---

**Attachments:**

Attachment 1 - Background

Attachment 2 - PowerPoint

---

# Background

**Subject: Budget Amendment for Fiscal Year 2016/17 Carry Forward of Open Encumbrances and Non-Encumbered Commitment Related Budget**

An encumbrance is a reservation or earmark of budgeted funds for obligations arising from purchase orders, contracts, leases, or approved non-purchase order commitments. Encumbrances improves budgetary control by treating commitments as expenditures and reducing the budget amount available for spending. Encumbrances are not actual expenditures until goods and services are received, therefore, a special treatment is required for open encumbrances if appropriations (budget) lapse at the end of the fiscal year. In this case, encumbrances to be honored in the following fiscal year, along with corresponding budget, need to be carried forward. Non-encumbered requests refer to remaining unexpended balance after subtracting year-to-date expenditures from the budgeted amount that is free and clear of any commitments or obligations.

The proposed carry forward amount of \$13,969,575 is comprised of \$1,969,462 for operations & maintenance expenses, \$6,946,002 for non-capital (special) projects, and \$5,054,111 for capital projects. Some key projects and corresponding carry forward amounts are listed in Table 1 below:

**Table 1  
Key Projects and Requested Carry Forward Amount**

<b>Project No.</b>	<b>Project Name</b>	<b>Fund</b>	<b>Total Carry Forward</b>
PA17006	Agency-Wide Aeration	Regional Operations	\$828,511
EN11031	RP-5 Flow Equalization	Regional Capital	599,579
EP17004	Agency Wide Vehicle Replacement	General Administrative	558,904
WR16020	Water Use Efficiency Tools	Water Resources	450,000
WR17023	Chino Basin Drought	Water Resources	394,631
EN12014	East Ave. 1630 E. Recycled Water Pump Relocation	Recycled Water	371,112
WR16017	Regional Residential	Water Resources	346,701
EN17053	Agency-wide Recycled Water	Recycled Water	327,541
WR17019	Residential Small Site	Water Resources	300,000
	<b>Total</b>		<b>\$4,176,979</b>

A summary of all carry forward requests by fund is provided in Table 3.

Some of the requested encumbered and non-encumbered requests are eligible for grant and reimbursements. Depending on actual project expenditures a total of \$349,373 of grant funding may be received from the Department Water Resources and Santa Ana Watershed Project Authority. Additionally, up to a \$944,670 is estimated for project cost reimbursements through agreements with Chino Basin Watermaster and Metropolitan Water District of Southern California. Total revenues of \$1,294,043 in grant and reimbursements are anticipated to offset a portion of the carry forward requests. Grant funding and project cost reimbursements supporting carry forward projects are listed by fund in Table 2 below.

**Table 2**  
**Grant Funding and Project Cost Reimbursements by Fund**

<b>Fund</b>	<b>Grant Funding</b>	<b>Project Reimbursements</b>	<b>Total Reimbursement</b>
Water Resources	\$349,373	\$665,903	\$1,015,276
Recharge Water		243,767	243,767
Recycled Water		35,000	35,000
<b>Total</b>	<b>\$349,373</b>	<b>\$944,670</b>	<b>\$1,294,043</b>

Dedicated “drought” reserves (June 30, 2017 drought reserve balance was \$1,173,037) will also be used to fund estimated drought and conservation project expenditures of \$891,796. “Drought” reserves were previously collected through a portion of the imported water acre foot surcharge and water meter services charges. These funds are held in the Water Resources fund as part of the overall fund balance.

In accordance with the Agency’s Policy A-81, (Fiscal Year-End Carry Forward of Encumbrances and Non-Encumbered Related Budget), budget carried forward and not expended by December 31st will be subject to cancellation, unless otherwise approved by Executive Management.

In FY 2016/17, the Board approved to carry forward \$12.5 million from FY 2015/16; \$4.5 million for capital projects and \$8.0 million of operating (O&M) expenses, including special and reimbursable projects. At the end of December 2016, unspent carry forward was \$8,422,198, of which \$7,642,397 was extended and \$779,800 was returned.

The Agency’s accounting treatment of budget carry forward for open encumbrance and non-encumbered commitments at fiscal year-end is consistent with the accounting standards prescribed by the National Council on Government Accounting Statement #1, and the Governmental Accounting Standards Board, and affirmed by the Agency’s external auditors.

**Table 3**  
**FY 2016/17 Carry Forward (Encumbrances and Non-Encumbered) to FY 2017/18**  
**Operations & Maintenance, Special and Capital Project by Fund Summary**

<b>CAPITAL PROJECTS</b>					
<b>Fund</b>	<b>FY 2017/18 Adopted Budget</b>	<b>FY 2016/17 Carry Forward Encumbrances</b>	<b>FY 2016/17 Carry Forward Non- Encumbered</b>	<b>FY 2016/17 Total Carry Forward Budget</b>	<b>FY 2017/18 Amended Budget</b>
General Administrative	2,475,625	361,291	770,728	1,132,019	3,607,644
Recharge Water	1,728,855	137,520	176,919	314,439	2,043,294
Non-Reclaimable Wastewater	1,094,000	161,491	73,561	235,052	1,329,052
Recycled Water	12,133,610	438,889	852,402	1,291,291	13,424,901
Water Resources	-	-	-	-	-
Regional Wastewater Oper. & Maint.	24,063,109	437,386	762,583	1,199,969	25,263,078
Regional Wastewater Capital	26,450,190	620,535	260,806	881,341	27,331,531
<b>Total Capital Projects</b>	<b>67,945,389</b>	<b>2,157,112</b>	<b>2,896,999</b>	<b>5,054,111</b>	<b>72,999,500</b>

<b>SPECIAL PROJECTS</b>					
<b>Fund</b>	<b>FY 2017/18 Adopted Budget</b>	<b>FY 2016/17 Carry Forward Encumbrances</b>	<b>FY 2016/17 Carry Forward Non- Encumbered</b>	<b>FY 2016/17 Total Carry Forward Budget</b>	<b>FY 2017/18 Amended Budget</b>
General Administrative	1,407,000	114,110	400,180	514,290	1,921,290
Recharge Water	325,000	24,212	-	24,212	349,212
Non-Reclaimable Wastewater	125,000	-	12,500	12,500	137,500
Recycled Water	2,150,800	29,968	315,000	344,968	2,495,768
Water Resources	5,829,000	1,096,377	2,916,188	4,012,565	9,841,565
Regional Wastewater Oper. & Maint.	5,970,763	863,830	678,129	1,541,959	7,512,722
Regional Wastewater Capital	900,000	278,738	216,770	495,508	1,395,508
<b>Total Special Projects</b>	<b>16,707,563</b>	<b>2,407,235</b>	<b>4,538,767</b>	<b>6,946,002</b>	<b>23,653,565</b>

<b>Total Capital &amp; Special Projects</b>	<b>84,652,952</b>	<b>4,564,347</b>	<b>7,435,766</b>	<b>12,000,113</b>	<b>96,653,065</b>
---	-------------------	------------------	------------------	-------------------	-------------------

<b>OPERATIONS &amp; MAINTENANCE (O&amp;M)</b>					
<b>Fund</b>	<b>FY 2017/18 Adopted Budget</b>	<b>FY 2016/17 Carry Forward Encumbrances</b>	<b>FY 2016/17 Carry Forward Non- Encumbered</b>	<b>FY 2016/17 Total Carry Forward Budget</b>	<b>FY 2017/18 Amended Budget</b>
General Administrative	9,910,073	363,086	425,876	788,962	10,699,035
Recharge Water	1,039,636	-	-	-	1,039,636
Non-Reclaimable Wastewater	7,098,508	15,351	25,000	40,351	7,138,859
Recycled Water	3,099,220	108,161	124,000	232,161	3,331,381
Water Resources	302,000	-	50,000	50,000	352,000
Regional Wastewater Oper. & Maint.	23,700,407	609,683	150,800	760,483	24,460,890
Regional Wastewater Capital	610,276	505	97,000	97,505	707,781
<b>Total Operations &amp; Maintenance</b>	<b>45,760,120</b>	<b>1,096,786</b>	<b>872,676</b>	<b>1,969,462</b>	<b>47,729,582</b>


<b>Grand Total (Projects and O&amp;M)</b>	<b>130,413,072</b>	<b>5,661,133</b>	<b>8,308,442</b>	<b>13,969,575</b>	<b>144,382,647</b>
---	--------------------	------------------	------------------	-------------------	--------------------

<b>Breakdown of Operations &amp; Maintenance Carry Forward</b>								
<b>Fund</b>	<b>Professional Fees</b>	<b>Materials &amp; Supplies</b>	<b>Office &amp; Admin.</b>	<b>Biosolids Recycling</b>	<b>Lease/Rental</b>	<b>Chemicals</b>	<b>Utilities</b>	<b>Total O&amp;M</b>
General Administrative	697,490	60,338	31,134	-	-	-	-	788,962
Recharge Water	-	-	-	-	-	-	-	-
Non-Reclaimable Wastewater	-	4,156	-	25,000	-	11,195	-	40,351
Recycled Water	219,371	12,790	-	-	-	-	-	232,161
Water Resources	-	-	50,000	-	-	-	-	50,000
Regional Wastewater Oper. & Maint.	408,230	137,823	-	57,856	20	96,554	60,000	760,483
Regional Wastewater Capital	97,505	-	-	-	-	-	-	97,505
<b>Total</b>	<b>1,422,596</b>	<b>215,107</b>	<b>81,134</b>	<b>82,856</b>	<b>20</b>	<b>107,749</b>	<b>60,000</b>	<b>1,969,462</b>



# FY 2016/17 Carry Forward (Encumbrances & Non-Encumbered)

## Board Meeting



# Agency Policy 81

- **Fiscal Year End:**
  - Departments requests for open encumbrances and non-encumbered commitments to be carried forward
- **Calendar Year End:**
  - Carried forward amounts not expended by December 31, 2017 are subject to cancellation unless extended
    - FY 2015/16 Carried Forward to FY 2016/17 was \$12.5 million
    - \$8.4 million Unspent (\$7.6 million extended & \$0.8 returned)

# FY 2016/17 Carry Forward to FY 2017/18

## By Type

Type of Expenditure	Requested Amount
Operations and Maintenance (O&M)	\$1,969,462
Special (Non-capital) Projects	6,496,002
Capital Projects	5,054,111
<b>Total Carry Forward Amount</b>	<b>\$13,969,575</b>

# Key Requested Projects Carry Forward

Project No.	Project Name	Fund	Total Carry Forward
PA17006	Agency-Wide Aeration	Regional Operations	\$828,511
EN11031	RP-5 Flow Equalization	Regional Capital	599,579
EP17004	Agency-Wide Vehicle Replacement	General Administrative	558,904
WR16020	Water Use Efficiency Data	Water Resources	450,000
WR17023	Chino Basin Drought Contingency Plan	Water Resources	394,631
EN12014	East Avenue 1630 E. Recycled Water Pump Relocation	Recycled Water	371,112
WR16017	Regional Residential Water Use Efficiency	Water Resources	346,701
EN17053	Agency-Wide Recycled Water Pumps Overhaul	Recycled Water	327,541
WR17019	Residential Small Site Controller Upgrade	Water Resources	300,000
	<b>Total</b>		<b>\$4,176,979</b>

# Key Carry Forward Project Grant and Cost Reimbursements

Project No.	Project Name	Fund	Grant Funds	Project Cost Reimbursement	Total Project Reimburse
WR16017	Regional Residential Water Use Efficiency	Water Resources		\$225,356	\$225,356
WR17023	Chino Basin Drought Contingency Plan	Water Resources	197,315		197,315
WR17017	Residential Pressure Regulation Program	Water Resources		162,435	162,435
RW15003	Recharge Master Plan	Recharge Water		134,425	134,425
WR17006	Residential Landscape Retrofit Program	Water Resources	76,127	45,676	121,803
WR13022	Prado Basin Habitat Well Monitoring	Recharge Water		92,887	92,887
	All Other Projects		75,931	286,891	362,822
	<b>Total Grant &amp; Project Reimbursements</b>		<b>\$349,373</b>	<b>\$944,670</b>	<b>\$1,294,043</b>



# Questions?

*The Treasurer's Report of Financial Affairs is consistent with the Agency's business goal of fiscal responsibility*

**INFORMATION  
ITEM**

**3A**

**Date:** September 20, 2017

**To:** The Honorable Board of Directors

**Committee:** Finance & Administration

*Chris Paul for JG*  
**From:** P. Joseph Grindstaff, General Manager

09/13/17

**Executive Contact:** Christina Valencia, Executive Manager of Finance & Administration/AGM

**Subject:** FY 2016/17 Fiscal Year Budget Variance, Performance Goals Updates, and Budget Transfers

---

**Executive Summary:**

The Budget Variance report presents the Agency's financial performance through the fiscal year ending June 30, 2017, and various analyses provided in the attachments.

**TOTAL REVENUES AND OTHER FUNDING SOURCES** - The Agency's total revenues and other funding sources were \$230.0 million, or 101.8% of the amended budget.

**TOTAL EXPENSES AND USES OF FUNDS** - The Agency's total expenses and uses of funds were \$229.8 million, or 95.2% of the amended budget. Lower administrative and operating expenses and capital expenditures contributed to the reduction, partially offset with the debt refinancing payments of \$50 million for the 2008A bonds.

**FUND BALANCES AND RESERVES** - The preliminary net result through the end of fiscal year indicated an increase of \$15.8 million over amended budget, resulting in an ending fund balance of \$187.3 million.

A detailed explanation of significant revenue and expenses are included in the attachments.

---

**Staff's Recommendation:**

The FY 2016/17 Fiscal Year Budget Variance, Performance Goals Updates, and Budget Transfers is an informational item for the Board of Director's to receive and file.

---

**Budget Impact** *Budgeted (Y/N):* N *Amendment (Y/N):* N *Amount for Requested Approval:*

*Account/Project Name:*

**Fiscal Impact** *(explain if not budgeted):*

The net change in total expenses over total revenues in the amount of \$0.2 million resulted in a total estimated fund balance of \$187.3 million, for the fiscal year ended June 30, 2017.



---

**Prior Board Action:**

None

---

**Environmental Determination:**

Not Applicable

---

**Business Goal:**

The Quarterly Budget variance report is consistent with the Agency's Business Goal of Fiscal Responsibility to demonstrate the Agency appropriately funded operational, maintenance, and capital costs.

---

**Attachments:**

Attachment 1 - Background

Exhibit A - Q4 Budget Variance Summary Report, provides a comparison of actual revenues and expenses against the FY 2016/17 amended budget including a discussion of major categories with significant variances.

Exhibit A Detail - Detail items on revenue and expense categories.

Exhibit B - Progress status of Division and Department Goals and Objectives as established in the FY 2016/17 amended budget.

Exhibit C-1 - Summary of Operations and Maintenance (O&M) budget transfers approved by management.

Exhibit C-2 - Summary of the GM contingency account activity.

Exhibit D - Board approved budget amendments and management approved budget transfers for capital and O&M projects.

Exhibit E - Financial overview of individual Agency's funds for FY 2016/17.

Attachment 2 - PowerPoint

## Background

---

Subject: FY 2016/17 Fiscal year Budget Variance, Performance Goals Updates, and Budget Transfers

---

The Budget Variance report presents the Agency's financial performance through the end of fiscal year ending June 30, 2017, includes the following highlights:

### TOTAL REVENUES AND OTHER FUNDING SOURCES

Overall, the Agency received total revenues and other funding sources for FY 2016/17 of \$230.0 million, or 101.8% of the amended budget (Exhibit A detail). The following section highlights key variances:

- **Recycled Water Sales** – Recycled water direct sales were \$7.7 million for 19,477 acre feet (AF) and groundwater recharge sales were \$5.9 million for 13,934 AF, for a combined total of \$10.3 million. Recycled water sales through the fiscal year are approximately 2.4% higher than the previous year. Total deliveries of 33,411 AF fell short of the 37,100 AF (24,200 AF Direct and 12,900 AF Recharge) budgeted for the fiscal year. Sales demand for direct use and groundwater recharge varies depending on weather patterns, water use conservation efforts, reuse supply, and basin availability.
- **MWD LPP Rebate** – Direct recycled water sales in excess of 3,500 AF and up to 17,000 AF are eligible for the Metropolitan Water District (MWD) Local Project Program (LPP) rebate at a rate of \$154/AF, for a maximum amount of \$2.1 million per fiscal year. By the end of the fiscal year, the total maximum allowable rebate of \$2.1 million was achieved for 17,000 AF of credit or 100.0% of total budget. The MWD LPP rebate expired on June 2017.
- **MWD Imported Water Sales** – Total MWD pass-through imported water revenue was \$29.9 million or 104.3% of amended budget. A total of 47,848 AF of pass through water was delivered compared to 45,000 AF budgeted for FY 2016/17; exceeding last year's historical low deliveries of 30,432 AF.
- **Property Taxes** – Property tax receipts of \$45.7 million, or 102.3% of amended budget were received through the end of June 2017. Property tax receipts included \$31.0 million from general ad-valorem property tax, \$13.5 million from pass through agreements with former redevelopment agencies, and \$1.2 million from extra-territorial user charges. Cumulative taxes received from the County through the fiscal year were 0.1% higher than prior year receipts.
- **Wastewater/ Water Connection Fees** – Total connection fee receipts were \$35.7 million, or 178% of the amended budget. This category includes \$30.3 million for 5,155 new EDU connections compared to the 3,000 budgeted for the fiscal year. New EDU connections reflect 97.7% of the member agencies' forecast of 5,277 EDUs for FY 16/17. The new master planned community development in the cities of Ontario and Chino Hills account

for a major portion of the new connection growth. This category also includes water connection fees implemented in FY 2015/16. A total of \$5.4 million for 5,059 new water (MEU) connections or 186% of the \$2.9 million budget. Water connection fees are a one-time fees paid directly to the Agency for any new or upsized water meter connection to the Agency's regional water distribution system.

- **Grants & Loans** – Grant and loan receipts were \$21.2 million, or 75.6% of the amended budget. Included is \$10.5 million of grant receipts pass-through to the Chino Basin Desalter Authority for the South Archibald Trichlorethylene (TCE) Plume Cleanup project and \$8.5 million of State Revolving Fund (SRF) loan for the regional water quality laboratory. Lower SRF loan proceeds can be attributed to the State Water Resource Control Board (SWRCB) to amend lien requirements of existing loans. A resolution to clarify lien and pledge requirement was approved by the SWRCB in October 2016. The Master Amendment No. 1 was approved by the board in July 2017.
- **Other Revenues** – Total other revenues were \$1.9 million, or 23% of the \$8.2 million amended budget. Total other revenues include \$0.7 million from lease revenue and energy rebates, and \$1.3 million in project reimbursements such as the Recharge Master Plan Update (RMPU), San Sevaine Basin Improvement, and Groundwater Supervisory Control and Data Acquisition (SCADA) system upgrade projects. The project reimbursement receipts are 18% of the amended budget. Delays for reimbursable projects from recycled water and water resources programs accounted for the lower revenue.

## TOTAL EXPENSES AND USES OF FUNDS

The Agency's total expenses and uses of funds through the fiscal year end were \$229.8 million, or 95.2% of the amended budget.

The amended budget includes \$12.5 million of encumbrances and commitments carried forward from FY 2015/16 comprised of \$1.5 million for O&M expenses, \$6.5 million for special projects (non-capital), and \$4.5 million for capital projects. At the end of fiscal year, a total of \$13.9 million of the FY 2016/17 amended budget was identified to be carried forward to FY 2017/18.

Key expense variance highlights are:

- **Employment Expenses** – Employment expenses were \$42.8 million or 100.6% of the amended budget. The slight unfavorable variance reflects higher allocation to O&M labor expense due to lower capital project spending than budgeted. The category also includes \$7.0 million paid toward the agency employee retirement unfunded liabilities. In addition, the Agency currently employs 21 limited term (LT) employees, compared to the adopted staffing plan of 17 LT positions. The cost of these additional LT positions is partially offset by a higher than anticipated vacancy factor of 7.9%, equivalent to 24 full-time equivalent (FTE) positions, compared to budgeted vacancy rate of 2% (6 FTEs). Recruitment of key positions as part of the Agency's succession planning effort will lower the vacancy factor going forward.
- **Professional Fees & Services** – Total expenses were \$7.0 million, or 60.2% of the amended budget. The positive variance can be attributed to the timing of contracts and services that

were either not needed or deferred, such as flooring repairs at RP-1 and consulting services. As a result, \$1.4 million of the amended budget of contractual services were identified to be carried forward to FY 2017/18.

- **Utilities** – Expenses in this category were \$7.9 million, or 73.5% of budget.
  - Fuel cell was offline since July 2016, generating a positive variance of \$2.0 million.
  - Natural gas usage is mainly used for power generation at the fuel cell facility. Since the fuel cell was offline for most of the fiscal year, natural gas was significantly lower, creating a positive variance of \$1.1 million.
  - Electricity use from the grid was higher than anticipated to compensate for the power that use to be generated by the fuel cell. Electricity from the grid generated a negative variance for \$0.7 million, or 110% of the budget. The higher usage of this power source was more than offset by the savings obtained from the fuel cell and natural gas usage.
- **O&M (Non-capital) Projects** – O&M and reimbursable project costs were \$14.6 million or 43.5% of the amended budget. The favorable variance is mainly due to lower spending for Santa Ana River Conservation & Conjunction Use Program (SARCCUP) and other conservation related projects as well as various planning documents. A total of \$6.9 million of the FY 2016/17 amended budget was identified to be carried forward to FY 2017/18.
- **Capital Projects** – Total capital project expenditures through the end of fiscal year were \$30.5 million or 50.3% when compared to the amended budget of \$60.6 million. The amended budget includes encumbrances of \$4.5 million of budget carried forward from FY 2015/16. Lower capital spending was attributed to delays in construction for the San Sevaine Basin Improvements, SCADA enterprise system, and RP-5 related projects. Capital project costs and budget related to the regional wastewater program through the fiscal year were \$36.3 million, or 67.6% of \$53.7 million budget. Recycled water capital projects accounted for \$3.7 million, or 20.4% of \$18.1 million budget. A total of \$5.1 million of the FY 2016/17 amended budget was identified to be carried forward to FY 2017/18.

Table 1 below identifies projects with budget over \$750 thousand which were not expended in the current fiscal year. These projects account for variances of approximately \$26.3 million, or 28.0% of the amended budget. The low spending level was largely driven by changes in project scope and schedule, construction bid results, delays in construction phase due to regulatory issues, and available resources associated with such undertakings.

**Table 1 – Listing of project with budget >\$750 thousand**

Project #	Description	FY 2016/17 Budget	FY 2016/17 Actuals	Variance	Status
EN19006	RP-5 Solids Handling Facility	3,125,000	32,919	3,092,081	The schedule for the RP-1 and RP-5 Expansion PDR has been extended which leads into the design for the RP-5 Liquid Treatment Expansion, EN19001, and the RP-5 Solids Treatment Facility, EN19006. The beginning of the design contract for the RP-5 Liquids Expansion and RP-5 Solids Treatment Facility began in June 2017.
RW15003	Recharge Master Plan	3,100,000	694,046	2,405,954	The project scope was decreased after the completion of the PDR. As a result, the projected design cost is reduced to \$2.5M.
EN13001	San Sevaine Basin Improvement	3,085,000	223,571	2,861,429	Final design and construction phase delayed due to an extended permitting phase for regulatory permits.
PA17006	Agency-Wide Aeration	2,339,000	1,086,416	1,252,584	RP-4 aeration basin project is at 50% completion, additional invoicing anticipated. Funds were carry forward to FY 2017/18 to be utilized on RP-1 MLR Project and RP-5 Aeration Basin Project.
EN16028	RP-5 Expansion PDR	2,111,086	1,353,454	757,632	Additional level of effort was required to complete RP-1 Rehab PDR. The project is under budget due to lower internal labor required for the project and contingency that was not required. Parsons total contract remains at \$2.5M.
WR16024	SARCCUP	1,854,492	295,407	1,559,085	Project is delayed, activities are ongoing.
EN13016	SCADA Enterprise System	1,504,652	856,082	648,570	Initiation of Phase II of the SCADA Enterprise project was delayed when the delivery method was re-evaluated for the remaining facilities to take advantage of potential grant funds and accelerate the overall project timeline. As a result of the delay, the FY1617 spending will be lower than anticipated.
EN16065	RW Connections to JCSD	1,500,000	-	1,500,000	Awaiting notification from Proposition 1 loan grant to decide on the next step.
EN11031	RP-5 Flow Equalization	1,465,000	865,421	599,579	The project had design changes and additional plant bypass requirements which delayed the project and as a result we were not able to spend as much of the budget as anticipated.
EN14019	RP-1 Headworks Gate	1,440,000	719,143	720,857	The consultant is eight months behind schedule. Staff is working with the consultant to bring the schedule back on track.
EN16071	San Bernardino Avenue	1,425,000	1,402,986	22,014	The project is in close-out.
EN17034	Agencywide Lighting	1,385,000	1,071,627	313,373	LED lights installed did not match existing lights, as a result work at HQ was suspended until a suitable light fixture was found. Subsequently, all the funds were not expended during FY 2016/17 will be used in FY 2017/18.
PL17002	HQ Solar Photovolt	1,300,000	-	1,300,000	Project currently on hold
EN19001	RP-5 Expansion to 30 mgd	1,250,000	48,424	1,201,576	The schedule for the RP-1 and RP-5 Expansion PDR has been extended which leads into the design for the RP-5 Liquid Treatment Expansion, EN19001, and the RP-5 Solids Treatment Facility, EN19006. The beginning of the design contract for the RP-5 Liquids Expansion and RP-5 Solids Treatment Facility began in June 2017.
RW15004	Lower Day Basin RMPU	1,155,000	66,654	1,088,346	The project had an extended Pre-Design phase to address Flood Control concerns. A flow study was conducted which revealed additional design and construction efforts are needed to meet the Flood Control District requirements. The total project is \$4M
EN15055	1630 W. Recycled Wat	1,150,000	772,096	377,904	The contractor's amount was considerably lower than the engineer's estimate, project had a very low change order percentage and was completed for less than total project budget.
WR15009	CII Rebate Incentives	1,129,389	64,848	1,064,541	The \$1 million in turf projects are in the process of being completed. The other funds are for pending applications from FY 15/16 were rolled over and applied to FY 16/17 budget. These have been allocated for rebate applications and awaiting MWD rebates in the amount of 1.12M
EN14018	RP-4 Process Improvements	1,000,000	761,546	238,454	Bids came in high, tenant improvements were removed and the project was re-advertised. This delayed the project and projections were stretched out accordingly. The total budget is still needed in FY 2017-2018.
EN16060	RW Connections to Pomona	1,000,000	14,331	985,669	Phase 2 of the Feasibility Study will begin in August 2017, and expenditures will commence in September/October 2017.
EN17055	RC Planning Documents	1,000,000	-	1,000,000	Budget to be used on as-needed basis.
EN16035	WC Planning Documents	978,074	25,989	952,086	These projects are on-going: SAR Integration Model; Basin Plan; Title XVI Feasibility; GEI Prop 1; and AWI Injection Study
EN16039	WRCWRA Intertie Pipeline	954,499	-	954,499	Project delayed, pending grant application
EN17065	Microturbine Design-Build	850,000	55,002	794,998	The CPUC released updated SGIP requirements that limited the amount of funding that self-generating projects could receive if they also planned to export a portion of the power back to the grid. The contract was terminated with the contractor and the project was cancelled.
EN17052	RP-1 and RP-4 Safety	760,000	192,223	567,777	Changes requested during design delayed completion of final calculations needed for permitting.
		<b>36,861,191</b>	<b>10,602,184</b>	<b>26,259,008</b>	

- **Debt Service** – Total principal, interest, and financial expenses were \$71.7 million or 326.8% of the amended budget. Included in actual costs is the Board authorized cash pay down of \$50 million for the 2008A Revenue bond and refinancing not included in the budget. Also included is \$13.0 million of other principal payments for various State Revolving Fund (SRF) loans and bonds, and \$8.7 million in interest and other financial administration fees.

A detailed explanation of significant revenue and expenses are included in the attached Exhibit A.

## FUND BALANCES AND RESERVES

The net increase of \$0.2 million in total fund balance, resulted in an unaudited ending fund balance of \$187.3 million. The slight increase is due to a combination of higher connection fees, lower O&M and capital expenditures, partially offset by debt repayment of \$50 million for the 2008A bonds.

Table 2 provides an overview of the fiscal year budget variance in revenue, expense, and fund balance.

**Table 2: Fiscal Year Revenues, Expenses, and Fund Balance (\$Millions)**

Operating	FY 2016/17 Amended Budget	Fiscal Year Ended 6/30/17	Actual % of Amended Budget
Operating Revenue	\$126.9	\$127.9	100.8%
Operating Expense	\$158.5	\$127.3	80.3%
<b>Operating Net Increase/(Decrease)</b>	<b>(\$31.6)</b>	<b>\$0.6</b>	
Non- Operating			
Non-Operating Revenue	\$99.0	\$102.1	103.2%
Non-Operating Expense	\$82.9	\$102.5	123.7%
<b>Non-Operating Net Increase/(Decrease)</b>	<b>\$16.1</b>	<b>(\$0.4)</b>	
Total Sources of Funds	\$225.9	\$230.0	101.8%
Total Uses of Funds	\$241.4	\$229.8	95.2%
<b>Total Net Increase/(Decrease)</b>	<b>(\$15.5)</b>	<b>\$0.2</b>	
Beginning Fund Balance	\$187.1	\$187.1	
<b>Ending Fund Balance</b>	<b>\$171.6</b>	<b>\$187.3</b>	

## GOALS AND OBJECTIVES

Exhibit B provides information on division and related department goals and objectives and the status of each through the end of the fiscal year. The goals and objective indicators are used to track the volume and complexity of work by type and to track the effort invested to accomplish that work. Staff use the performance indicators to track productivity and to justify current resource allocations, re-allocation and requests for additional staff.

## **BUDGET TRANSFERS AND AMENDMENTS**

O&M budget transfers for this quarter accounted for \$3.0 million as detailed in Exhibit C-1.

*General Manager (GM) Contingency Account* adopted budget of \$700,000 included \$400,000 in the Regional Wastewater Operations & Maintenance Fund and \$300,000 in the Administrative Services Fund. At the end of the fiscal year, \$220,000 from Regional Wastewater Operations & Maintenance fund and \$183,100 from the Administrative Services fund was utilized to support the unexpected but necessary expenses as listed in Exhibit C-2.

*Capital and O&M projects* annual and total project budget transfers accounted for approximately \$584,000 and the Board approved net increase to appropriated budget in the fiscal year was \$201,500 as listed in Exhibit D.

The budget variance analysis report is consistent with the Agency's business goal of Fiscal Responsibility: to demonstrate the Agency appropriately funded operational, maintenance, and capital costs.

## **IMPACT ON BUDGET**

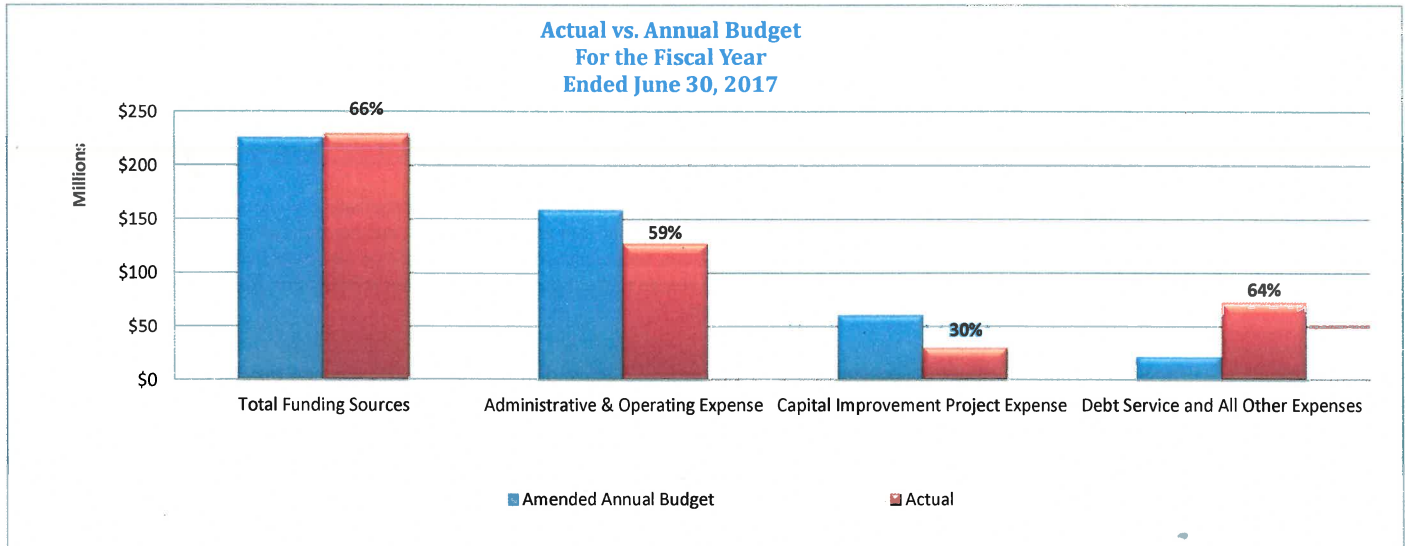
The net change in total expenses over total revenues in the amount of \$0.2 million resulted in a total estimated fund balance of \$187.3 million for the fiscal year ended June 30, 2017.

I. Actual vs. Budget Summary:

Fiscal Year Ended June 30, 2017

% of the Year  
Elapsed: 100%

	Adopted Annual Budget	Amended Annual Budget	Actual	Amended vs. Actual	% of Amended Budget
Operating Revenues	\$126,854,961	\$126,851,978	\$127,863,540	\$1,011,562	100.8%
Non-Operating (Other Sources of Fund)	98,976,777	98,976,778	102,137,933	3,161,155	103.2%
<b>TOTAL FUNDING SOURCES</b>	<b>225,831,738</b>	<b>225,828,756</b>	<b>230,001,473</b>	<b>4,172,717</b>	<b>101.8%</b>
Administrative & Operating Expense	(146,702,633)	(158,559,438)	(127,317,018)	31,242,420	80.3%
Capital Improvement Project Expense	(60,387,558)	(60,584,393)	(30,483,059)	30,101,334	50.3%
Debt Service and All Other Expenses	(23,653,357)	(22,269,738)	(71,998,175)	(49,728,437)	323.3%
<b>TOTAL USES OF FUNDS</b>	<b>(230,743,548)</b>	<b>(241,413,569)</b>	<b>(229,798,252)</b>	<b>11,615,317</b>	<b>95.2%</b>
Surplus/(Deficit)	(\$4,911,810)	(\$15,584,813)	\$203,221	\$15,788,034	





2. Actual Revenue vs. Budget:

					% of the Year Elapsed: 100%
Fiscal Year Ended June 30, 2017					
	Adopted Annual Budget	Amended Annual Budget	Actual	Amended vs. Actual	% of Amended Budget
<b>Operating Revenues:</b>					
User Charges	\$71,875,415	\$71,872,436	\$73,210,227	\$1,337,791	101.9%
Recycled Water Sales	15,735,000	15,734,996	13,648,849	(2,086,147)	86.7%
MWD Water Sales	28,670,598	28,670,598	29,896,949	1,226,351	104.3%
MWD LPP Rebate	2,079,000	2,079,000	2,079,000	0	100.0%
Property Tax - O&M	1,972,200	1,972,200	1,972,200	0	100.0%
Cost Reimbursement	5,913,343	5,913,343	5,803,681	(109,662)	98.1%
Interest	609,405	609,405	1,252,635	643,230	205.6%
<b>OPERATING REVENUES</b>	<b>126,854,961</b>	<b>126,851,978</b>	<b>127,863,541</b>	<b>1,011,563</b>	<b>100.8%</b>
<b>Non-Operating Revenues:</b>					
Property Tax - Debt, Capital, Reserves	\$42,732,600	\$42,732,600	\$43,701,830	\$969,230	102.3%
Connection Fees	20,068,020	20,068,020	35,721,239	15,653,219	178.0%
Grants & Loans	28,008,654	28,008,655	21,175,499	(6,833,156)	75.6%
Other Revenue	8,167,503	8,167,503	1,539,364	(6,628,139)	18.8%
<b>NON-OPERATING REVENUES</b>	<b>98,976,777</b>	<b>98,976,778</b>	<b>102,137,932</b>	<b>3,161,154</b>	<b>103.2%</b>
<b>Total Revenues</b>	<b>\$225,831,738</b>	<b>\$225,828,756</b>	<b>\$230,001,473</b>	<b>\$4,172,717</b>	<b>101.8%</b>

- User Charges, 101.9%** User charges were \$73.2 million, or 101.9% of the amended budget. The category includes equivalent dwelling unit (EDU) volumetric charges of \$56.3 million, \$11.9 million Non-Reclaimable wastewater fees paid by industrial and commercial users connected to the brine line system, and \$4.8 million of monthly meter charge (Meter Equivalent Unit (MEU) imposed on all potable water connections, Readiness-to-Serve Ten Year Rolling Average (RTS TYRA) charge to meet our Readiness-to-Serve obligation from Metropolitan Water District (MWD), and water use efficiency program receipts.
  
- Property Tax/ AdValorem, 102.3%** The \$45.7 million, or 102.3% of amended budget were received through the end of June 2017. Property tax receipts included \$31.0 million from general ad-valorem property tax, \$13.5 million from pass through agreements with former redevelopment agencies, and \$1.2 million from extra-territorial user charges. Cumulative taxes received from the County through the end of fiscal year were 0.1% higher than prior year receipts.
  
- Recycled Water Sales, 86.7%** Recycled water direct sales were \$7.7 million for 19,477 acre feet (AF) and groundwater recharge sales were \$5.9 million for 13,934 AF, for a combined total of \$10.3 million. Recycled water sales through the end of fiscal year were approximately 2.4% higher than the previous year. Total deliveries of 33,411 AF fell short of the 37,100 AF (24,200 AF Direct and 12,900 AF Recharge) budgeted for the fiscal year. Sales demand for direct use and groundwater recharge varies depending on weather patterns, water use conservation efforts, reuse supply, and basin availability.
  
- Interest Income, 205.6%** Interest Income is \$1.3 million or 205.6% of the annual budget. Interest rates have been trending higher than the budgeted 0.50% average rate of return which accounts for the positive variance. In June, the Local Agency Investment Fund (LAIF) reported a yield of 0.98%, and the Agency's average rate of return was 1.06%.
  
- MWD Water Sales, 104.3%** Total Metropolitan Water District (MWD) pass-through imported water revenue was \$29.9 million or 104.3% of amended budget. A total of 47,848 AF of pass through water was delivered compared to 45,000 AF budgeted for FY 2016/17; exceeding last year's historical low deliveries of 30,432 AF.
  
- MWD LPP Rebates, 100%** Direct recycled water sales in excess of 3,500 AF and up to 17,000 AF are eligible for the MWD Local Project Program (LPP) rebate at a rate of \$154/AF, for a maximum amount of \$2.1 million per fiscal year. By the end of the fiscal year, the total maximum allowable rebate of \$2.1 million was achieved for 17,000 AF of credit or 100.0% of total budget. The MWD LPP rebate expired on June 2017.

- Connection Fees, 178%** Total connection fees were \$35.7 million, or 178% of the amended budget. This category includes \$30.3 million for 5,155 new EDU connections compared to the 3,000 budgeted for the fiscal year. New EDU connections reflect 97.7% of the member agencies' forecast of 5,277 EDUs for FY 16/17. This category includes \$30.3 million for 5,155 new EDU connections compared to the 3,000 budgeted for the fiscal year. New EDU connections reflect 97.7% of the member agencies' forecast of 5,277 EDUs for FY 16/17. The new master planned community development in the cities of Ontario and Chino Hills account for a major portion of the new connection growth. This category also includes water connection fees implemented in FY 2015/16. A total of \$5.4 million for 5,059 new water (MEU) connections or 186% of the \$2.9 million budget. Water connection fees are a one-time fees paid directly to the Agency for any new or upsized water meter connection to the Agency's regional water distribution system.
- Grants and Loans, 75.6%** Grant and loan receipts were \$21.2 million, or 75.6% of the amended budget. Included is \$10.5 million of grant receipts pass-through to the Chino Basin Desalter Authority for the South Archibald Trichlorethylene (TCE) Plume Cleanup project and \$8.5 million of State Revolving Fund (SRF) loan for the regional water quality laboratory. Lower SRF loan proceeds can be attributed to the State Water Resource Control Board (SWRCB) to amend lien requirements of existing loans. A resolution to clarify lien and pledge requirement was approved by the SWRCB in October 2016. The Master Amendment No. 1 was approved by the board in July 2017.
- Cost Reimbursements JPA, 98.1%** Total cost reimbursements were \$5.8 million, or 98.1% of the amended budget. Category actuals include reimbursements of \$3.7 million from the Inland Empire Regional Composting Authority (IERCA) and \$1.2 million from Chino Basin Desalter Authority (CDA) for the Agency's operation & maintenance of the IERCA Composter and CDA Desalter facilities. Also included is \$0.9 million from Chino Basin Watermaster (CBWM) for operations & maintenance costs related to the groundwater recharge basins, net of the Agency's pro-rata share for the recycled water recharge costs. Total cost reimbursement budget of \$5.9 million includes: \$3.5 million from IERCA, \$1.5 million from CDA, and \$0.9 million from CBWM.
- Other Revenues, 18.8%** Total other revenues were \$1.5 million, or 18.8% of the \$8.2 million amended budget. Total other revenues include \$0.7 million from lease revenue and energy rebates, \$1.2 million in project reimbursements such as the Recharge Master Plan Update (RMPU), San Sevaire Basin Improvement, and Groundwater Supervisory Control and Data Acquisition (SCADA) system upgrade projects. and partially offset by year-end unrealized loss on investment. Project reimbursement receipts are approximately 20% of the amended budget, delays for reimbursable projects from recycled water and water resources programs accounted for the lower revenue.

**3. Actual Operating and Capital Expense vs. Budget:**

Fiscal Year Ended June 30, 2017				% of the Year Elapsed: 100%	
	Adopted Annual Budget	Amended Annual Budget	Actual	Amended vs. Actual	% of Amended Budget
<b>Operating Expenses:</b>					
Employment	\$43,326,017	\$42,601,461	\$42,837,779	(\$236,318)	100.6%
Admin & Operating	103,376,616	115,957,977	84,479,239	\$31,478,738	72.9%
<b>OPERATING EXPENSES</b>	<b>\$146,702,633</b>	<b>\$158,559,438</b>	<b>\$127,317,018</b>	<b>\$31,242,420</b>	<b>80.3%</b>
<b>Non-Operating Expenses:</b>					
Capital	60,387,558	60,584,393	30,483,059	\$30,101,334	50.3%
Debt Service and All Other Expenses	23,653,357	22,269,738	71,998,175	(\$49,728,437)	323.3%
<b>NON-OPERATING EXPENSES</b>	<b>\$84,040,915</b>	<b>\$82,854,131</b>	<b>\$102,481,234</b>	<b>(\$19,627,103)</b>	<b>123.7%</b>
<b>Total Expenses</b>	<b>\$230,743,548</b>	<b>\$241,413,569</b>	<b>\$229,798,252</b>	<b>\$11,615,317</b>	<b>95.2%</b>

**Employment Expenses net of allocation to projects** **Employment, 100.6%**  
 Employment expenses were \$42.8 million or 100.6% of the amended budget. The slight unfavorable variance reflects higher allocation to O&M labor expense due to lower capital project spending than budgeted. The category also includes \$7.0 million paid toward the agency employee retirement unfunded liabilities. In addition, the Agency currently employs 21 limited term (LT) employees, compared to the adopted staffing plan of 17 LT positions. The cost of these additional LT positions is partially offset by a higher than anticipated vacancy factor of 7.9%, equivalent to 24 full-time equivalent (FTE) positions, compared to budgeted vacancy rate of 2% (6 FTEs). Recruitment of key positions as part of the Agency's succession planning effort will lower the vacancy factor going forward.

**Administrative & Operating Expenses** **Office and Administrative, 64.6%**  
 The favorable variance was due to the inclusion of \$296,900 GM contingency and \$300,000 election expense budget, together they represent 23% of the category budget. Actual expense is approximately 83% of the remaining budget if excluding the GM contingency and election expense budget. Contributing to the positive variance are lower advertising, training and travel expense. A total of \$81,134 of the FY 2016/17 amended budget was identified to be carried forward to FY 2017/18.

**Professional Fees & Services, 60.2%**

Total expenses were \$7.0 million, or 60.2% of the amended budget. The positive variance can be attributed to the timing of contracts and services that were either not needed or deferred, such as flooring repairs at RP-1 and consulting services. As a result, \$1.4 million of the amended budget of contractual services were identified to be carried forward to FY 2017/18.

**Materials & Supplies/Leases/Contribution, 79.2%**

Expenses through the end of fiscal year was \$3.1 million or 79.2% of the budget. The category includes spending of \$3.0 million materials and supplies, and \$.06 million or 63.9% of budget for leases and rental related expenses. The favorable variance was primarily due to staff's effort to monitor operational equipment usage to ensure maximum use from supplies. As a result, operations-related repairs required fewer corrective tasks than were budgeted. A total of \$0.2 million of the FY 2016/17 amended budget was identified to be carried forward to FY 2017/18.

**Biosolids Recycling, 91.3%**

Biosolids expenses were \$4.0 million or 91.3% of the budget. The favorable variance in this category was due to increase in the utilization of the RP-2 solar pad to dry biosolids causing a reduction in residual disposal costs. Year to date total tonnage shipped to IERCA was 63,903 tons at an IERCA rate of \$55 per ton. Total tonnage hauled from IEUA was 63,640 tons at a blended rate of \$5.80 per ton which is lower than the budgeted transportation blended cost of \$8.29 per ton.

**Chemicals, 85.2%**

Chemical expenses were \$4.3 million, or 85.2% of budget. Bypassed sewer flows at the Carbon Canyon Water Recycling Plant (by-passed to RP-5) caused a reduction in the amount of raw waste water treated and chemicals needed for treatment. Additionally, at Regional Plant No. 4 a reduction in chemical use was attributed to the rehabilitation of critical aeration equipment. However, the majority of category expense was for Polymer 750A and 748E with usage of approximately 1.5 million lbs. which accounts for \$1.8 million of expense in this category. Sodium Hypochlorite usage was at 88% of budget accounting for \$1.4 million of expense or approximately 2.6 million gallons used through the end of the fiscal year. A total of \$107 thousand of the FY 2016/17 amended budget was identified to be carried forward to FY 2017/18.

**Operating Fees, 99.6%**

Spending in this category was on target particularly in the areas of waste volumetric fees, BOD and TSS charges. The category also includes \$3.2 million of expenses for readiness-to-serve obligation collected by MWD, budgeted at \$3.2 million.

**MWD Water Purchases, 93.8%**

Total MWD pass-through imported water purchases were \$29.9 million for 47,848 AF or 95.7% of 50,000 AF budgeted for the fiscal year. The positive variance can be attributed to lower demands through the winter months.

**Utilities, 73.5%**

- Fuel cell was offline since July 2016, generating a positive variance of \$2.0 million.
- Natural gas usage is mainly used for power generation at the fuel cell facility. Since the fuel cell was offline for most of the fiscal year, natural gas was significantly lower, creating a positive variance of \$1.1 million.
- Electricity use from the grid was higher than anticipated to compensate for the power that use to be generated by the fuel cell. Electricity from the grid generated a negative variance for \$0.7 million, or 110% of the budget. The higher usage of this power source was more than offset by the savings obtained from the fuel cell and natural gas usage.

**O&M and Reimbursable Projects, 43.5% and 47.1%**

The combined O&M and reimbursable project costs were \$14.6 million or 43.5% of the amended budget. The favorable variance is mainly due to lower spending for Santa Ana River Conservation & Conjunction Use Program (SARCCUP) and other water efficiency related projects as well as various planning documents. A total of \$6.9 million of the FY 2016/17 amended budget was identified to be carried forward to FY 2017/18. The table below provides a summary of the major projects and current status.

**Financial Expenses**

**Financial Expense, 326.8%**

Total financial expenses were \$71.7 million through the end of the fiscal year. Actual costs included \$50.0 million paid towards the refinancing of the 2008A bonds, other bond and loan principal payments were \$13.0 million and \$8.7 million in interest and other financial administration fees.

**Other Expenses**

**Other Expenses, 100.4%**

Total other expenses were \$342 thousand or 100.4% compared to budget through the end of the fiscal year. Other expenses includes annual contributions-in-aid to the Santa Ana Watershed Project Authority and unforeseen reimbursements to Federal Emergency Management Agency for prior year grant receipts.

Capital Expenses

**Capital Costs, 50.3%**

Total capital project expenditures through the end of fiscal year were \$30.5 million or 50.3% when compared to the amended budget of \$60.6 million. The amended budget includes encumbrances of \$4.5 million of budget carried forward from FY 2015/16. Lower capital spending was attributed to delays in construction for the San Sevaive Basin Improvements, SCADA enterprise system, and RP-5 related projects. Capital project costs and budget related to the regional wastewater program through the end of fiscal year were \$36.3 million, or 67.6% of \$53.7 million budget. Recycled water capital projects accounted for \$3.7 million, or 20.4% of \$18.1 million budget. A total of \$5.1 million of the FY 2016/17 amended budget was identified to be carried forward to FY 2017/18.

**Summary of major capital and special project expenses and status as of June 30, 2017**

Capital Projects		Amended FY 2016/17	YTD Expenditure	Budgeted Amount Remaining
EN15008	<b>Water Quality Laboratory</b> The scope of the project is the construction of a new, state of the art, 17,000 sq. laboratory and expansion of the existing central plant to supply chilled water for the laboratory air conditioning and heating system. The project's fiscal year spending exceeded the budget as The contractor accelerated their schedule with more work performed and materials delivered than originally anticipated.	7,000,000	8,008,856	(1,008,856)
EN19006	<b>RP-5 Solids Handling Facility</b> This project includes the detailed design, permitting, and construction of the new solids handling facility at RP-5 to decommission the RP-2 facility. The schedule for RP-5 Expansion Preliminary Design Report (PDR), a prequel project to EN19006 which leads into the design for the RP-5 Liquid Treatment Expansion and the RP-5 Solids Treatment Facility. The award of the design contract for the RP-5 Liquids Expansion and RP-5 Solids Treatment Facility has been scheduled for May 2017 with design beginning in June 2017.	3,125,000	32,919	3,092,081
RW15003	<b>Recharge Master Plan Update Projects</b> The scope for this project is to implement only the soft cost efforts related to the Recharge Master Plan such as: preliminary design, environmental review, permitting, and final design. The preliminary design phase of the project was completed at the end of the second quarter and the project scope was decreased after the completion of the PDR. As a result, the projected design cost was reduced.	3,100,000	694,046	2,405,954
EN13001	<b>San Sevaive Basin Improvements</b> As part of the 2013 Amendment to the 2010 Recharge Master Plan Update (RMPU), this project will evaluate, design, and construct basin improvements needed to maximize infiltration and recharge capture at the San Sevaive basins. The final recommendation from the preliminary development report proposes to implement, a new storm water/recycled water pump station in Basin 5, directly tie it into all existing RW pipeline, place new pipelines and headwalls in Basins 1, 2 and 3, and install monitoring wells and lysimeters. The proposed improvements will add 642 AF per year of storm water and 4,100 AF per year of recycled water for groundwater recharge. The final design and construction phase delayed due to an extended permitting phase for regulatory permits, as a result, spending through the end of the fiscal year was expected to be below budget.	3,085,000	223,571	2,861,429

O&M & Reimbursable Projects		Amended FY 2016/17	YTD Expenditure	Budgeted Amount Remaining
EN16021	<b>Chino Basin Groundwater Wells</b> This project involves the remediation of the South Archibald Trichlorethylene Plume in conjunction with the Chino Basin Desalter Authority (CDA). The project requires payment to the Chino Basin Desalter Authority in full prior to the execution of the contracts. The full amount of the fiscal year budget was given to CDA in anticipation of forthcoming design and construction contracts. The project also received grant funding through USBR exceeding the budgeted amount, which was also a pass through to CDA that accounts for the higher than budgeted expense.	7,481,073	8,396,832	(915,759)
PA17006	<b>Agency-Wide Aeration Panel Replacements</b> The project scope involves the replacement of aeration panels at RP-1, RP-4, RP-5, and CCWRF. In the current fiscal year, funding has been allocated to complete the replacement at RP-1 in conjunction with EN16024, the RP-1 Mixed Liquor Return Pump project which is currently in construction. RP-4 aeration basin project is at 50% completion, additional invoicing anticipated. Funds were carry forward to be utilized on RP-1 MLR Project and RP-5 Aeration Basin Project.	2,339,000	1,086,416	1,252,584
WR16024	<b>SARCCUP</b> The Santa Ana River Conservation & Conjunctive Use Program is known as SARCCUP. It was created with various other water agencies to utilize funds from SAWPA Prop 84 grants to develop a watershed-scale conjunctive use program. A Decision Support Model to help understand facility needs and operating costs is in the final stages and modeling efforts are currently evaluating alternative projects for consideration. The project is delayed as environmental impact report are still being developed at the end of June 2017.	1,854,492	295,407	1,559,085

**INLAND EMPIRE UTILITIES AGENCY**  
**Fiscal Year 2016/17**  
**CONSOLIDATED BUDGET VARIANCE ANALYSIS REPORT**  
**Fiscal Year Ended June 30, 2017**

	Adopted FY 2016/17 Annual Budget	Amended FY 2016/17 Annual Budget	YTD Actual	YTD Variance	YTD % Budget Used
<b><u>OPERATING REVENUES</u></b>					
User Charges	\$71,875,415	\$71,872,436	\$73,210,227	\$1,337,791	101.9%
Recycled Water	15,735,000	15,734,996	13,648,849	(2,086,147)	86.7%
MWD Water Sales	28,670,598	28,670,598	29,896,949	1,226,351	104.3%
MWD LPP Rebates	2,079,000	2,079,000	2,079,000	-	100.0%
Property Tax - O&M	1,972,200	1,972,200	1,972,200	-	100.0%
Cost Reimbursement from JPA	5,913,343	5,913,343	5,803,681	(109,662)	98.1%
Interest Revenue	609,405	609,405	1,252,635	643,230	205.6%
<b>TOTAL OPERATING REVENUES</b>	<b>\$126,854,961</b>	<b>\$126,851,978</b>	<b>\$127,863,540</b>	<b>\$1,011,564</b>	<b>100.8%</b>
<b><u>NON-OPERATING REVENUES</u></b>					
Property Tax	\$42,732,600	\$42,732,600	\$43,701,830	\$969,230	102.3%
Connection Fees	20,068,020	20,068,020	35,721,239	15,653,219	178.0%
Grants	10,715,255	10,715,256	12,123,289	1,408,033	113.1%
SRF Loan Proceeds	17,293,399	17,293,399	9,052,210	(8,241,189)	52.3%
Project Reimbursements	7,292,963	7,292,963	1,438,390	(5,854,573)	19.7%
Other Revenue	874,540	874,540	100,975	(773,565)	11.5%
<b>TOTAL NON OPERATING REVENUES</b>	<b>\$98,976,777</b>	<b>\$98,976,778</b>	<b>\$102,137,933</b>	<b>\$3,161,156</b>	<b>103.2%</b>
<b>TOTAL REVENUES</b>	<b>\$225,831,738</b>	<b>\$225,828,756</b>	<b>\$230,001,473</b>	<b>\$4,172,719</b>	<b>101.8%</b>
<b><u>ADMINISTRATIVE and OPERATING EXPENSES</u></b>					
<b>EMPLOYMENT EXPENSES</b>					
Wages	\$23,690,863	\$22,966,307	\$24,470,517	(\$1,504,210)	106.5%
Benefits	19,635,154	19,635,154	18,367,262	1,267,892	93.5%
<b>TOTAL EMPLOYMENT EXPENSES</b>	<b>\$43,326,017</b>	<b>\$42,601,461</b>	<b>\$42,837,779</b>	<b>(\$236,318)</b>	<b>100.6%</b>
<b>ADMINISTRATIVE EXPENSES</b>					
Office & Administrative	\$1,767,847	\$2,605,305	\$1,683,014	\$922,291	64.6%
Insurance Expenses	840,500	840,498	640,087	200,411	76.2%
Professional Fees & Services	9,793,857	11,577,564	6,966,832	4,610,733	60.2%
O&M Projects	23,219,025	33,100,880	14,395,826	18,705,054	43.5%
Reimbursable Projects	490,272	490,272	230,697	259,575	47.1%
<b>TOTAL ADMINISTRATIVE EXPENSES</b>	<b>\$36,111,501</b>	<b>\$48,614,519</b>	<b>\$23,916,455</b>	<b>\$24,698,063</b>	<b>49.2%</b>

**INLAND EMPIRE UTILITIES AGENCY**  
**Fiscal Year 2016/17**  
**CONSOLIDATED BUDGET VARIANCE ANALYSIS REPORT**  
**Fourth Quarter Ended June 30, 2017**

	Adopted FY 2016/17 Annual Budget	Amended FY 2016/17 Annual Budget	YTD Actual	YTD Variance	YTD % Budget Used
<b>OPERATING EXPENSES</b>					
Material & Supplies/Leases	\$2,866,883	\$3,887,361	\$3,078,188	\$809,173	79.2%
Biosolids Recycling	4,469,101	4,414,005	4,028,971	385,034	91.3%
Chemicals	4,674,015	4,996,015	4,259,013	737,002	85.2%
MWD Water Purchases	31,856,220	31,856,220	29,896,949	1,959,271	93.8%
Operating Fees/RTS Fees/Exp. Alloc.	11,790,850	11,434,343	11,392,270	42,073	99.6%
Utilities	11,608,046	10,755,514	7,907,393	2,848,121	73.5%
<b>TOTAL OPERATING EXPENSES</b>	<b>\$67,265,115</b>	<b>\$67,343,458</b>	<b>\$60,562,784</b>	<b>\$6,780,674</b>	<b>89.9%</b>
<b>TOTAL ADMINISTRATIVE and OPERATING EXPENSES</b>	<b>\$146,702,633</b>	<b>\$158,559,438</b>	<b>\$127,317,018</b>	<b>\$31,242,420</b>	<b>80.3%</b>
<b><u>NON-OPERATING EXPENSES</u></b>					
<b>CAPITAL OUTLAY</b>	<b>\$60,387,558</b>	<b>\$60,584,393</b>	<b>\$30,483,059</b>	<b>\$30,101,334</b>	<b>50.3%</b>
<b>FINANCIAL EXPENSES</b>					
Principal, Interest and Financial Expenditure	22,001,426	21,928,438	71,655,659	(49,727,221)	326.8%
<b>OTHER NON OPERATING EXPENSES</b>	<b>1,651,931</b>	<b>341,300</b>	<b>342,515</b>	<b>(1,215)</b>	<b>100.4%</b>
<b>TOTAL NON-OPERATING EXPENSES</b>	<b>\$84,040,915</b>	<b>\$82,854,131</b>	<b>\$102,481,234</b>	<b>-\$19,627,101</b>	<b>123.7%</b>
<b>TOTAL EXPENSES</b>	<b>\$230,743,548</b>	<b>\$241,413,569</b>	<b>\$229,798,252</b>	<b>\$11,615,318</b>	<b>95.2%</b>
<b>REVENUES IN EXCESS/ (UNDER) EXPENSES</b>					
	<b>(\$4,911,810)</b>	<b>(\$15,584,813)</b>	<b>\$203,221</b>	<b>\$15,788,035</b>	
<b>FUND BALANCE SUMMARY</b>					
Beginning Balance, July 01	\$160,207,357	187,114,440	\$187,114,440	\$0	
Surplus/ (Deficit)	(4,911,810)	(15,584,813)	203,221	15,788,035	
<b>ENDING BALANCE, June 30</b>	<b>\$155,295,547</b>	<b>\$171,529,627</b>	<b>\$187,317,661</b>	<b>\$15,788,035</b>	

**EXHIBIT B**

**Business Goals & Objectives Report By Department**

**FY 2016/17**

Department: ALL  
Report Month: April, May, June; Year: 2017

Goal ID	FY Start	Reporting Required	Division	Bus. Goal	Work Plan	Department Goal	Time Line	KPI	Assigned To	Note Month	Note Year	Status	Complete	Notes
220	FY 2016/17	Quarterly	Agency Management	C	Continue to apply Lean management principles to streamline current business processes and systems and eliminate waste and redundancies	Develop a standard operating procedure handbook for the Executive Management Department area	Completed by June 30, 2017	Implement two procedures per quarter until completed	April Woodruff	May	2017	On Schedule		Ongoing - First draft to be completed May 31, 2017
220	FY 2016/17	Quarterly	Agency Management	C	Continue to apply Lean management principles to streamline current business processes and systems and eliminate waste and redundancies	Develop a standard operating procedure handbook for the Executive Management Department area	Completed by June 30, 2017	Implement two procedures per quarter until completed	April Woodruff	August	2017	Behind Schedule		This project has been pushed to June 2018, due to training new staff member.
221	FY 2016/17	Quarterly	Agency Management	C	Continue to apply Lean management principles to streamline current business processes and systems and eliminate waste and redundancies	Update and maintain "Duties and Annual Responsibilities" manual for the Board Secretary position	Completed by June 30, 2017	Update 25% per quarter	April Woodruff	August	2017	Behind Schedule		Due to training new staff member, this project has been pushed to June 2018.
221	FY 2016/17	Quarterly	Agency Management	C	Continue to apply Lean management principles to streamline current business processes and systems and eliminate waste and redundancies	Update and maintain "Duties and Annual Responsibilities" manual for the Board Secretary position	Completed by June 30, 2017	Update 25% per quarter	April Woodruff	May	2017	On Schedule		First draft to be completed May 31, 2017.
222	FY 2016/17	Quarterly	Agency Management	C	Continue to apply Lean management principles to streamline current business processes and systems and eliminate waste and redundancies	Increase the efficiency of the executive administrative group through streamlining processes	Ongoing	Review and improve two processes per quarter	April Woodruff	May	2017	On Schedule		On going - Completing training for new staff members.
222	FY 2016/17	Quarterly	Agency Management	C	Continue to apply Lean management principles to streamline current business processes and systems and eliminate waste and redundancies	Increase the efficiency of the executive administrative group through streamlining processes	Ongoing	Review and improve two processes per quarter	April Woodruff	August	2017	On Schedule		On going. Shifting responsibilities with the addition of new staff member.
217	FY 2016/17	Quarterly	Agency Management	C	Continue to apply Lean Management principles to streamline current business processes and systems and eliminate waste and redundancies	Develop and implement a standardized procedure for writing and processing committee/board letter	Completed by June 30, 2017	Implement two procedures per quarter until completed	April Woodruff	May	2017	On Schedule		New board letter template will be launched in July 2017.
217	FY 2016/17	Quarterly	Agency Management	C	Continue to apply Lean Management principles to streamline current business processes and systems and eliminate waste and redundancies	Develop and implement a standardized procedure for writing and processing committee/board letter	Completed by June 30, 2017	Implement two procedures per quarter until completed	April Woodruff	August	2017	On Schedule		Board letter template was completed and launched on August 2018

8/17/2017

FY 2016/17

Business Goals & Objectives Report By Department

Department: ALL  
 Report Month: April, May, June; Year: 2017

Goal ID	FY Start	Reporting Required	Division	Bus. Goal	Work Plan	Department Goal	Time Line	KPI	Assigned To	Note Month	Note Year	Status	Complete	Notes
249	FY 2016/17	Quarterly	Finance and Administration	B	Ensure staff understands and upholds their role in achieving the Agency's Mission, Vision, and Values	Release new enhancements to Agency's various software applications at fixed intervals (every 4 months).	Ongoing by June 2016	100% of enhancements released plus or minus two calendar weeks from scheduled release date	Kanes Pantayatiwong	June	2017	On Schedule		BIS expanded the SAP Single Sign-On (SSO) to BI Launchpad so that reports with data from SAP no longer require users to provide SAP username and password. BIS also completed the enhancement to automate IERCA billing for SAP, saving processing time and improving data quality/accuracy.
251	FY 2016/17	Monthly	Finance and Administration	B	Prepare and implement a Disaster Preparedness Plan and conduct periodic emergency response drills by July 2017	Implement recommended disaster plan per TMP.	Ongoing	BIS to lead the Business Continuity / Disaster Recover Subcommittee	Kanes Pantayatiwong	June	2017	On Schedule		Continued monitoring backups for SAP servers and other enterprise systems, including patching all necessary security updates and associated software updates.
39	FY 2016/17	Quarterly	Finance and Administration	B	Prepare and implement a Disaster Preparedness Plan and conduct periodic emergency response drills by July 2017	Implement recommended disaster plan per TMP	Per TMP schedule	Plan adoption and in place	Kanes Pantayatiwong	June	2017	On Schedule	No	Working with ISS, coordinated system security updates on servers. Deployed single sign-on for SAP (including ESS/MSS and BI Launchpad). Deployed the first phase of new ECMS, including user training and data migration from LibertyNET.
177	FY 2016/17	Quarterly	Finance and Administration	C	Continue to apply Lean management principles to streamline current business processes and systems and eliminate waste and redundancies	Determine requirements for new SAP enhancement that improves cost tracking for projects that qualify for multiple grants – Timeline 15/16 reads: Establish baseline date; develop requirements; implement prototype	Ongoing	< 3 systems in use	Kanes Pantayatiwong	June	2017	On Schedule	No	Working with SAP Grant consultant, completed overview of grant administration processes and provided recommendations for process and SAP improvements. BIS also completed the enhancement to automate IERCA billing for SAP, saving processing time and improving data quality/accuracy.
178	FY 2016/17	Quarterly	Finance and Administration	C	Continue to apply Lean management principles to streamline current business processes and systems and eliminate waste and redundancies	Evaluate potential improvements to budgeting process, if appropriate, through enhancing SAP functionality	Ongoing	< 3 systems in use	Kanes Pantayatiwong	June	2017	On Schedule	No	BIS assisted with reviewed of payroll processes and provided recommendations, implemented some key changes and monitored progress. BIS reviewed support ticket history usage, provided recommended changes to ticket categories, coordinated the buy-in from key stakeholders and implemented the new ticket system on July 1. Working with SAP, analyzed system security and received best-practice recommendations with respect to system integrity. Implementing changes per recommendations.
179	FY 2016/17	Quarterly	Finance and Administration	C	Continue to apply Lean management principles to streamline current business processes and systems and eliminate waste and redundancies	Assess challenges with Agency's financial processes: develop RFP for long term modifications	Ongoing	< 3 systems in use	Kanes Pantayatiwong	June	2017	Behind Schedule	No	No change from previous quarter due to lack of resource. Key business analyst for this project was temporarily reassigned to provide payroll support while the Agency was in search for replacement.
180	FY 2016/17	Quarterly	Finance and Administration	C	Continue to apply Lean management principles to streamline current business processes and systems and eliminate waste and redundancies	Reduce the number of external spreadsheets utilized to address NRW rate questions	Ongoing	< 3 systems in use	Kanes Pantayatiwong	June	2017	On Schedule	No	This project will be driven by business process owner (Planning Department). At this time, there is no active activity.



**EXHIBIT B**

**Business Goals & Objectives Report By Department**

**FY 2016/17**

Department: ALL  
Report Month: April, May, June; Year: 2017

Goal ID	FY Start	Reporting Required	Division	Bus. Goal	Work Plan	Department Goal	Time Line	KPI	Assigned To	Note Month	Note Year	Status	Complete	Notes
172	FY 2015/16	Quarterly	Finance and Administration	A	Continue commitment to cost containment for operating and capital costs	Implement new solicitation tool for expanded competition cost savings	Complete by Jan. 2016	Increase of 5% in cost savings	Warren Green	August	2017	On Schedule	No	Each member of the contracts and procurement department are encouraged to compete and negotiate procurement activities in support of additional savings. As identified in each of the employees' reviews, they have saved a substantial amount.
172	FY 2015/16	Quarterly	Finance and Administration	A	Continue commitment to cost containment for operating and capital costs	Implement new solicitation tool for expanded competition cost savings	Complete by Jan. 2016	Increase of 5% in cost savings	Warren Green	May	2017	On Schedule	No	CAP staff perform regular analysis on procurements, solicitations, etc., offering recommendations to staff and ensuring the best cost, value to the Agency.
173	FY 2016/17	Quarterly	Finance and Administration	B	Promote a safer work environment by administering and monitoring required safety and regulatory trainings	Conduct Agency training on department processes that are in line with the Agency's MVV	Ongoing		Warren Green	August	2017	On Schedule	No	Staff completed training sessions related to security and safety, in addition to securing contracts for various departments that utilize external services for these training topics.
173	FY 2016/17	Quarterly	Finance and Administration	B	Promote a safer work environment by administering and monitoring required safety and regulatory trainings	Conduct Agency training on department processes that are in line with the Agency's MVV	Ongoing		Warren Green	May	2017	On Schedule	No	Staff has conducted several training sessions for various departments, including open house sessions related to contracts and procurement related activities.
174	FY 2016/17	Quarterly	Finance and Administration	C	Continue to apply Lean management principles to streamline current business processes and systems and eliminate waste and redundancies	Maintain average processing time within CFS's published service level objectives =95%	Ongoing		Warren Green	May	2017	On Schedule	No	Staff continues to provide service in accordance with the desired level of customer service. Review of dashboard, SAP cues, and MPN reports keep staff on track with service activities.
174	FY 2016/17	Quarterly	Finance and Administration	C	Continue to apply Lean management principles to streamline current business processes and systems and eliminate waste and redundancies	Maintain average processing time within CFS's published service level objectives =95%	Ongoing		Warren Green	August	2017	On Schedule	No	Staff evaluates all business processes to ensure we take advantage of efficiency improvements.
175	FY 2016/17	Quarterly	Finance and Administration	C	Provide timely updates to the Regional Committees and the IEUA Board on long term planning needs	Identify and participate in organizations that advance the Agency MV and key initiatives	Ongoing		Warren Green	May	2017	On Schedule	No	The majority of staff are members of NCMA, CAPPO, and other organizations related to our profession. Several members of staff serve as Officials in the local chapters of these organizations.
176	FY 2015/16	Quarterly	Finance and Administration	F	Ensure Agency programs promote environmental stewardship, sustainability, and preservation of heritage measures, utilizing green procurement and reuse of surplus materials, equipment, and parts when possible.	Ensure all current and future landscaping, as well as new facilities, are in cooperation with current LEED and water-efficiency programs and advancements	complete by June 2016	Increase educational signage for Agency facilities where accessible by the public by 15%.	Warren Green	May	2017	On Schedule	No	Facilities Management was moved into the Operations Division under the Maintenance group.
113	FY 2015/16	Quarterly	Finance and Administration	F	Complete a performance assessment of the Platinum LEED rated headquarters and develop a plan to ensure performance, as appropriate, to the platinum standard	Evaluate the current standards for LEED qualifications and develop a plan for the Agency's HQ to maintain the ranking.	June-2016	Cross reference existing qualifications against new standards.	Warren Green	May	2017	On Schedule	No	Facilities Management task that was moved into the Operations Division under Maintenance.

## Business Goals &amp; Objectives Report By Department

FY 2016/17

Department: ALL  
Report Month: April, May, June; Year: 2017

Goal ID	FY Start	Reporting Required	Division	Bus. Goal	Work Plan	Department Goal	Time Line	KPI	Assigned To	Note Month	Note Year	Status	Complete	Notes
<b><u>Contracts and Facilities Services (cont.)</u></b>														
242	FY 2016/17	Quarterly	Finance and Administration	C	Replace the legacy Document Management System to ensure it meets Agency-wide and regulatory public records requirement and eliminates redundant archiving systems	Implement the new ECM System, Agency taxonomy project, and legal holds process	Ongoing	Will conduct inventory of both paper and electronic records by October 15, 2016	Linda Johnson	August	2017	Behind Schedule		Inventory of Agency records a little behind schedule due to leave of absence of RM Staff. Inventory to be completed by end of CY 2017
242	FY 2016/17	Quarterly	Finance and Administration	C	Replace the legacy Document Management System to ensure it meets Agency-wide and regulatory public records requirement and eliminates redundant archiving systems	Implement the new ECM System, Agency taxonomy project, and legal holds process	Ongoing	Will conduct inventory of both paper and electronic records by October 15, 2016	Linda Johnson	May	2017	On Schedule		Due to increase in staff, substantial progress has been made on the inventory project. Approximately 60% completed. Department taxonomy completed. Legal hold process will be implemented at Laserfiche system "Go-Live" June 2017
242	FY 2016/17	Quarterly	Finance and Administration	C	Replace the legacy Document Management System to ensure it meets Agency-wide and regulatory public records requirement and eliminates redundant archiving systems	Implement the new ECM System, Agency taxonomy project, and legal holds process	Ongoing	Will conduct inventory of both paper and electronic records by October 15, 2016	Linda Johnson	August	2017	On Schedule		While Laserfiche is online and Liberty is fully backed up, the hired consultant has struggled to keep up with the project implementation schedule. The base phase of the project is scheduled to be fully complete in September 2017.
243	FY 2016/17	Annual	Finance and Administration	C	Replace the legacy Document Management System to ensure it meets Agency-wide and regulatory public records requirement and eliminates redundant archiving systems	In collaboration with BIS, implement an email or Electronic Data Interchange (EDI) solution for purchase order transmission to the vendors.	Ongoing	Transmission of purchase orders to vendors via direct email or EDI by January 2017.	Warren Green	May	2017	On Schedule		The use of email distribution of PO's has been implemented for Home Depot, Grainger and a few other vendors. The EDI requirement creates programming issues with vendors.
244	FY 2016/17	Annual	Finance and Administration	C	Replace the legacy Document Management System to ensure it meets Agency-wide and regulatory public records requirement and eliminates redundant archiving systems	In collaboration with BIS, establish purchase requisition accessible Open Catalog Interface (OCI) catalogs for end user.	Ongoing	Add two new OCI vendors, open for use by all staff through the PR process, by June 2017	Warren Green	May	2017	On Schedule		An additional catalog was set up with Amazon. There are numerous catalogs set up through SAP that support business users.
245	FY 2016/17	Quarterly	Finance and Administration	C	Continue to apply Lean management principles to streamline current business processes and systems and eliminate waste and redundancies	Maintain average processing time within CFS's published service level objectives = 95%	Ongoing	Run quarterly staff and department service level reports and publish in the General Manager's quarterly report	Warren Green	May	2017	On Schedule		Staff continues to evaluate the dashboard, SAP cues and the MPR report to ensure service levels are being met.
<b><u>Engineering</u></b>														
310	FY 2016/17	Annual	Engineering, Planning and Science	C	Review and update the Asset Management Plan	Update the AMP	February 2017	Complete and distribute AMP	Travis Sprague	August	2017	On Schedule		Continue to update the Asset Management Plan by including a detailed scheduled, plan and projected budget on shutting down critical facilities, processes or systems when performing a condition assessment or asset replacement.
115	FY 2016/17	Semi-Annual	Engineering, Planning and Science	D	Develop plan to improve the quality of recycled water to meet customer's needs by June 2017	Perform evaluations to identify measures to improve recycled water quality and implement measures based on priority	Complete by June 2017	Install recycle water screens at RP-1 and RP-5	Shaun Stone	May	2017	On Schedule	No	As of April 30th the project is in the 100% design phase and we are awaiting submittal.

**EXHIBIT B**

**Business Goals & Objectives Report By Department**

**FY 2016/17**

Department: ALL  
Report Month: April, May, June: Year: 2017

Goal ID	FY Start	Reporting Required	Division	Bus. Goal	Work Plan	Department Goal	Time Line	KPI	Assigned To	Note Month	Note Year	Status	Complete	Notes
<b>Engineering (cont.)</b>														
115	FY 2016/17	Semi-Annual	Engineering, Planning and Science	D	Develop plan to improve the quality of recycled water to meet customer's needs by June 2017	Perform evaluations to identify measures to improve recycled water quality and implement measures based on priority	Complete by June 2017	Install recycle water screens at RP-1 and RP-5	Shaun Stone	August	2017	On Schedule	No	As of August 2017 the final design is being prepared for bid and award.
156	FY 2016/17	Once Complete	Engineering, Planning and Science	E	Evaluate advances in laboratory design for inclusion in the construction of the Water Quality Laboratory facility	Upon funding, design and construct latest technology lab	48 months after funding is received	Upon funding 12 months for design and 36 months to construct	Shaun Stone	May	2017	On Schedule	No	The consultant contract was awarded in May 2015 and the design was completed 9 months later in February 2016. The construction contract was awarded in May 2016. The construction work is scheduled to be completed in August 2018
156	FY 2016/17	Once Complete	Engineering, Planning and Science	E	Evaluate advances in laboratory design for inclusion in the construction of the Water Quality Laboratory facility	Upon funding, design and construct latest technology lab	48 months after funding is received	Upon funding 12 months for design and 36 months to construct	Shaun Stone	August	2017	On Schedule	No	The consultant contract was awarded in May 2015 and the design was completed 9 months later in February 2016. The construction contract was awarded in May 2016. The construction work is scheduled to be completed in August 2018
208	FY 2016/17	Quarterly	Engineering, Planning and Science	D	Work with other agencies on the implementation of local regional programs to meet the region's goal of reaching 50,000 AFY of recycled water use by June 2022	Perform evaluations to identify measures to improve recycled water quality and implement measures based on priority.	Ongoing	Install recycle water screens at RP-1 and RP-5	Shaun Stone	August	2017	On Schedule	No	As of August 2017 the final design is being prepared for bid and award.
208	FY 2016/17	Quarterly	Engineering, Planning and Science	D	Work with other agencies on the implementation of local regional programs to meet the region's goal of reaching 50,000 AFY of recycled water use by June 2022	Perform evaluations to identify measures to improve recycled water quality and implement measures based on priority.	Ongoing	Install recycle water screens at RP-1 and RP-5	Shaun Stone	May	2017	On Schedule	No	As of April 30th the project is in the 100% design phase and we are awaiting submittal.
214	FY 2016/17	Quarterly	Engineering, Planning and Science	E	Provide engineers training to understand business aspects of capital projects and increase engineering consultant design services in lieu of in-house designs to complete more projects in a shorter timeframe by July 2022	Provide high quality project management design for Capital Improvement Projects.	Ongoing	In-House Design Engineer = 10%	Shaun Stone	May	2017	Behind Schedule		For projects that finish construction during or after FY1617 the overall percentage is 13.75% 9 of 65 projects are in house design
214	FY 2016/17	Quarterly	Engineering, Planning and Science	E	Provide engineers training to understand business aspects of capital projects and increase engineering consultant design services in lieu of in-house designs to complete more projects in a shorter timeframe by July 2022	Provide high quality project management design for Capital Improvement Projects.	Ongoing	In-House Design Engineer = 10%	Shaun Stone	August	2017	Behind Schedule		For projects that finish construction during or after FY1617 the overall percentage is 13.75% 9 of 65 projects are in house design
215	FY 2016/17	Quarterly	Engineering, Planning and Science	E	Provide engineers training to understand business aspects of capital projects and increase engineering consultant design services in lieu of in-house designs to complete more projects in a shorter timeframe by July 2022	Provide high quality project management design for Capital Improvement Projects.	Ongoing	Fiscal Year Capital Spending = 90%	Shaun Stone	August	2017	On Schedule		FY Budget = \$64M; FY Spending = \$39M Overall projection = 62%. As of 6/30/17, Engineering had 13 projects representing \$16M in budget variance.

Business Goals & Objectives Report By Department

FY 2016/17

Department: ALL  
Report Month: April, May, June; Year: 2017

Goal ID	FY Start	Reporting Required	Division	Bus. Goal	Work Plan	Department Goal	Time Line	KPI	Assigned To	Note Month	Note Year	Status	Complete	Notes
<b>Engineering (cont.)</b>														
215	FY 2016/17	Quarterly	Engineering, Planning and Science	E	Provide engineers training to understand business aspects of capital projects and increase engineering consultant design services in lieu of in-house designs to complete more projects in a shorter timeframe by July 2022	Provide high quality project management design for Capital Improvement Projects.	Ongoing	Fiscal Year Capital Spending = 90%	Shaun Stone	May	2017	Behind Schedule		FY Budget = \$65M; Projected spending = \$41M Overall projection = 62%. As of 3/31/17. Engineering had 15 projects representing \$15M in budget variance. Please see our May 2017 GM report for detail variances for the 15 projects.
216	FY 2016/17	Quarterly	Engineering, Planning and Science	E	Conduct Lesson's Learned sessions to evaluate key construction implementations	Review and evaluate all projects for best practices that can be applied to future projects.	Ongoing	10x/year > 90%	Shaun Stone	August	2017	On Schedule		Conducted 2 Lesson Learned in May; "Taking Over Construction of the Lab or any Other Project", "San Bernardino Avenue Gravity Sewer" and 4 Lesson Learned in June; "1630 East & West RWPS Surge Protection System Improvements", "The Charter Process", "Circuit Breaker Labeling Issues" and "What I have learned since joining the Engineering Department"
216	FY 2016/17	Quarterly	Engineering, Planning and Science	E	Conduct Lesson's Learned sessions to evaluate key construction implementations	Review and evaluate all projects for best practices that can be applied to future projects.	Ongoing	10x/year > 90%	Shaun Stone	May	2017	On Schedule		Conducted 3 Lesson Learned in April 2017; CCWRF Air Duct Repair Drainage Issues of Underground Vault, Water Quality Laboratory Project, RP-1 Mixed Liquor Return Pumps Pre-selection of the Long Lead Equipment
<b>External Affairs</b>														
166	FY 2016/17	Quarterly	Agency Management	C	Promote regional projects and initiatives through presentations to community based organizations, service groups, and stakeholders	Cultivate positive relationships with local and regional media	Ongoing	Present to 6 associations /groups	Kathy Besser	May	2017	On Schedule	No	Presented at Chino Valley Chamber of Commerce meeting
166	FY 2016/17	Quarterly	Agency Management	C	Promote regional projects and initiatives through presentations to community based organizations, service groups, and stakeholders	Cultivate positive relationships with local and regional media	Ongoing	Present to 6 associations /groups	Kathy Besser	June	2017	On Schedule	No	Presentations continue, with staff focusing on education programs that begin in September, as well as the Agency's solar cup teams.
167	FY 2016/17	Quarterly	Agency Management	D	13. Advocate strategies that help anticipate and mitigate the impacts of droughts and climate change on the region	Develop, support, promote, and participate in water education programs	Ongoing		Kathy Besser	June	2017	On Schedule	No	Continued outreach and promotion of our education programs. FY 16/17 saw the largest number of students take part in the Water Discovery Program. And Kick the Habit drought campaign continues, social media and education blogs saw steady posts, and the movie theater campaign continues in local theaters.
167	FY 2016/17	Quarterly	Agency Management	D	13. Advocate strategies that help anticipate and mitigate the impacts of droughts and climate change on the region	Develop, support, promote, and participate in water education programs	Ongoing		Kathy Besser	May	2017	On Schedule	No	Continued outreach and promotion of our education programs, which has resulted in an increase in fieldtrips from last year. We have increased our use of social media to promote agency activities including educational programs and events. New water conservation campaigns have been developed and will be shown in movie theaters throughout the region.

**EXHIBIT B**

**Business Goals & Objectives Report By Department**

**FY 2016/17**

Department: ALL  
Report Month: April, May, June: Year: 2017

Goal ID	FY Start	Reporting Required	Division	Bus. Goal	Work Plan	Department Goal	Time Line	KPI	Assigned To	Note Month	Note Year	Status	Complete	Notes
<b>External Affairs (cont.)</b>														
168	FY 2016/17	Quarterly	Agency Management	F	Support legislation to reduce drugs in waterways through take back programs	Support legislation to reduce drugs in waterways through take back programs	Completed by FY 16/17		Kathy Besser	May	2017	On Schedule	No	No activity for the 3rd quarter.
168	FY 2016/17	Quarterly	Agency Management	F	Support legislation to reduce drugs in waterways through take back programs	Support legislation to reduce drugs in waterways through take back programs	Completed by FY 16/17		Kathy Besser	June	2017	On Schedule	No	No activity this quarter.
223	FY 2016/17	Quarterly	Agency Management	B	Ensure staff understands and upholds their role in achieving the Agency's Mission, Vision, and Values	Incorporate the Agency's Mission, Vision, and Values into all staff activities including: creating collateral materials, employee newsletter, and posting to the IEUA website. Increase public recognition of Agency brand	By June 2016 and ongoing	Continue to update printed materials, newsletters, and website with current content	Kathryn Besser	May	2017	On Schedule		The workgroup updated the Agency-wide work plans to better related to the recently updated Agency business goals. The updated work plans are now being used to updated goals for FY 17/18 & FY 18/19 budget.
224	FY 2016/17	Monthly	Agency Management	C	Update and maintain the Agency's website to clearly communicate key activities, issues, policies, and key documents, and continue to optimize use of social network media	Serve as the Agency Webmaster and provide current and timely information	By June 2016 and ongoing	Review the website for accuracy on a continual basis	Kathryn Besser	May	2017	On Schedule		Continue to monitor the IEUA website to provide up to date/current information.
224	FY 2016/17	Monthly	Agency Management	C	Update and maintain the Agency's website to clearly communicate key activities, issues, policies, and key documents, and continue to optimize use of social network media	Serve as the Agency Webmaster and provide current and timely information	By June 2016 and ongoing	Review the website for accuracy on a continual basis	Kathryn Besser	June	2017	On Schedule		This was the last quarter that External Affairs will be responsible for maintenance of the website, which has transferred to BIS. Updates continue as needed.
228	FY 2016/17	Quarterly	Agency Management	C	Promote regional projects and initiatives through presentations to community based organizations, service groups, and stakeholders	Communicate the importance of regional/local water independence and conservation	By June 2016 and ongoing	Form a Drought Task Force with member agencies. Continue marketing campaigns and social media outreach, Present to associations or community organizations quarterly	Kathryn Besser	May	2017	On Schedule		Regional drought campaign throughout the service area continues. Marketing is adjusted to reflect the current season.
228	FY 2016/17	Quarterly	Agency Management	C	Promote regional projects and initiatives through presentations to community based organizations, service groups, and stakeholders	Communicate the importance of regional/local water independence and conservation	By June 2016 and ongoing	Form a Drought Task Force with member agencies. Continue marketing campaigns and social media outreach, Present to associations or community organizations quarterly	Kathryn Besser	August	2017	On Schedule		The regional drought campaign throughout the service area continues. Marketing is adjusted to reflect the current season, and contracts were just signed with newspapers to continue advertising in the upcoming fiscal year.
229	FY 2016/17	Quarterly	Agency Management	D	Complete water softener ordinance by December 2014 and continue to reduce salinity and nutrients in recycled water	Work with the cities of Chino, Chino Hills, and Ontario to pass the water softener ordinance	By June 2016 and ongoing	Remaining cities to pass ordinance by end of FY 2015/16	Kathryn Besser	June	2017	On Schedule		Auditing of big box stores continues semi-annually and will be done in the next three months. Three remaining cities still have not passed ordinance.

Business Goals & Objectives Report By Department

FY 2016/17

Department: ALL  
Report Month: April, May, June: Year: 2017

Goal ID	FY Start	Reporting Required	Division	Bus. Goal	Work Plan	Department Goal	Time Line	KPI	Assigned To	Note Month	Note Year	Status	Complete	Notes
<b>External Affairs (cont.)</b>														
229	FY 2016/17	Quarterly	Agency Management	D	Complete water softener ordinance by December 2014 and continue to reduce salinity and nutrients in recycled water	Work with the cities of Chino, Chino Hills, and Ontario to pass the water softener ordinance	By June 2016 and ongoing	Remaining cities to pass ordinance by end of FY 2015/16	Kathryn Besser	May	2017	On Schedule		Auditing of "big box" stores has continued. Three cities within IEUA's service area have not yet passed ordinances.
230	FY 2016/17	Monthly	Agency Management	F	Develop a communication plan to promote being a good neighbor	Communicate the Agency-wide goals, services, and functions to our entire service area, including all community members, businesses, and stakeholders.	By June 2016 and ongoing	FY2015/16 will continue to increase number of events attended in order to reach the entire service area	Kathryn Besser	May	2017	On Schedule		External Affairs has continued to increase the use of social media as a communication tool to reach out to stakeholders, businesses, and community members throughout the region. Continuing to work with the consultant and operations on the new brochures and technical illustrations, expected to be printed by the end of FY 16/17.
230	FY 2016/17	Monthly	Agency Management	F	Develop a communication plan to promote being a good neighbor	Communicate the Agency-wide goals, services, and functions to our entire service area, including all community members, businesses, and stakeholders.	By June 2016 and ongoing	FY2015/16 will continue to increase number of events attended in order to reach the entire service area	Kathryn Besser	June	2017	On Schedule		We continue to expand the use of social media channels, significantly increasing Twitter followers in the fiscal year. Remaining brochures and technical illustrations are completed and will be printed by end of Q1 FY17/18.
<b>Finance and Accounting</b>														
258	FY 2016/17	Quarterly	Finance and Administration	A	Advocate for continued receipt of property taxes and optimize grants and other funding sources to support Agency and regional investments.	Advocate for continued receipt of property taxes and optimize grants and other funding sources to support Agency and regional investments.	Ongoing	Review program fund allocations and adjust if necessary to meet program needs.	Tina Cheng	August	2017	On Schedule		Monitored property tax receipts, updated the biennial budget for FYs 2017/18 and 2018/19 with forecasted growth, and continued with the allocation of property tax as approved by the board for FY 2016/17.
258	FY 2016/17	Quarterly	Finance and Administration	A	Advocate for continued receipt of property taxes and optimize grants and other funding sources to support Agency and regional investments.	Advocate for continued receipt of property taxes and optimize grants and other funding sources to support Agency and regional investments.	Ongoing	Review program fund allocations and adjust if necessary to meet program needs.	Tina Cheng	May	2017	On Schedule		Allocated property taxes based on the FY 2016/17 adopted budget assumptions. For example, allocated property tax receipts to Water Resources fund to support the Metropolitan Water District readiness to serve (RTS) fees and regional water resources initiatives not covered through the Agency's 7 year phased implementation RTS rate.
184	FY 2016/17	Quarterly	Finance and Administration	A	Reinstate the Agency's long term credit rating to AAA and maintain a debt coverage ratio to support such rating	Reinstate the Agency's long term credit rating to AAA and maintain a debt coverage ratio to support such rating	Ongoing		Tina Cheng	May	2017	On Schedule	No	The refunding of 2008A (issued as 2017A) was completed successfully due to favorable ratings assessed by rating Agency. Staff will continue to monitor the bond rating
184	FY 2016/17	Quarterly	Finance and Administration	A	Reinstate the Agency's long term credit rating to AAA and maintain a debt coverage ratio to support such rating	Reinstate the Agency's long term credit rating to AAA and maintain a debt coverage ratio to support such rating	Ongoing		Tina Cheng	August	2017	On Schedule	No	Staff continued to monitor bond ratings and included in the biennial budget business goals of Credit Worthiness for FYs 2017/18 and 2018/19; improving credit rating, and achieve the goals of reinstating the AAA rating to reduce future borrowing costs

**EXHIBIT B**

**FY 2016/17**

**Business Goals & Objectives Report By Department**

Department: ALL  
Report Month: April, May, June; Year: 2017

Goal ID	FY Start	Reporting Required	Division	Bus. Goal	Work Plan	Department Goal	Time Line	KPI	Assigned To	Note Month	Note Year	Status	Complete	Notes
<b>Finance and Accounting (cont.)</b>														
185	FY 2016/17	Quarterly	Finance and Administration	A	Continue to monitor market opportunities for retirement, refunding, or restructuring of outstanding debt to reduce costs.	Monitor market opportunities for retirement, refunding, or restructuring of outstanding debt to reduce costs.	Ongoing		Tina Cheng	August	2017	On Schedule	No	Worked with Agency staff and management in updating the FYs 2017/18 - 2026/27 Ten Year Capital Improvement Plan (TYCIP); identifying the capital expenditures and the projected options of funding and financing.
185	FY 2016/17	Quarterly	Finance and Administration	A	Continue to monitor market opportunities for retirement, refunding, or restructuring of outstanding debt to reduce costs.	Monitor market opportunities for retirement, refunding, or restructuring of outstanding debt to reduce costs.	Ongoing		Tina Cheng	May	2017	On Schedule	No	Successfully completed the 2017A bond refunding in January 2017 in collaboration with Agency's staff, management, financial advisor, bond counsel, and underwriter, resulting in gross savings of \$129 million and net present value savings of \$36.8 million through the life of the bonds.
186	FY 2016/17	Quarterly	Finance and Administration	B	Promote a safer work environment by administering and monitoring required safety and regulatory trainings.	Promote a safer work environment by administering and monitoring required safety and regulatory trainings.	Ongoing		Tina Cheng	May	2017	On Schedule	No	Staff attended all required safety trainings. Based on employee request, adjustable desk was purchased to provide employee an ergonomic friendly working environment.
186	FY 2016/17	Quarterly	Finance and Administration	B	Promote a safer work environment by administering and monitoring required safety and regulatory trainings.	Promote a safer work environment by administering and monitoring required safety and regulatory trainings.	Ongoing		Tina Cheng	August	2017	On Schedule	No	Staff attended all required safety training in FY 2016/17, in accordance to the Agency's safety policy.
<b>Grants</b>														
181	FY 2016/17	Quarterly	Engineering, Planning and Science	A	Advocate for continued receipt of property taxes and optimize grants and other funding sources to support Agency and regional investments	Recommend potential grant opportunities that align with the Agency mission and financial goal	Ongoing		Jason Gu	August	2017	On Schedule	No	Recommended multiple State and Federal Grant and SRF loan opportunities that align with the Agency mission and financial goal.
181	FY 2016/17	Quarterly	Engineering, Planning and Science	A	Advocate for continued receipt of property taxes and optimize grants and other funding sources to support Agency and regional investments	Recommend potential grant opportunities that align with the Agency mission and financial goal	Ongoing		Jason Gu	May	2017	On Schedule	No	Recommended multiple State and Federal Grant and SRF loan opportunities that align with the Agency mission and financial goal. Several applications and pre-applications were submitted and were awarded.
182	FY 2016/17	Quarterly	Engineering, Planning and Science	A	Advocate for continued receipt of property taxes and optimize grants and other funding sources to support Agency and regional investments	Pursue new grant awards to diversify revenue	Ongoing		Jason Gu	August	2017	On Schedule	No	Major new grant applications and pre-applications were submitted to the State Water Resources Control Board and USBR, and a Letter of Interest was submitted to the EPA. Opportunities through local programs, and the state Prop 1 grant program and Federal WaterSMART program are continually being reviewed and applied for.

Business Goals & Objectives Report By Department

FY 2016/17

Department: ALL  
Report Month: April, May, June; Year: 2017

Goal ID	FY Start	Reporting Required	Division	Bus. Goal	Work Plan	Department Goal	Time Line	KPI	Assigned To	Note Month	Note Year	Status	Complete	Notes
182	FY 2016/17	Quarterly	Engineering, Planning and Science	A	Advocate for continued receipt of property taxes and optimize grants and other funding sources to support Agency and regional investments	Pursue new grant awards to diversify revenue	Ongoing		Jason Gu	May	2017	On Schedule	No	Major new grant applications and pre-applications were submitted to the State Water Resources Control Board and USBR, and a Letter of Interest was submitted to the EPA. Opportunities through local programs, and the state Prop 1 grant program and Federal WaterSMART program are continually being reviewed and applied for.
183	FY 2016/17	Quarterly	Engineering, Planning and Science	A	Advocate for continued receipt of property taxes and optimize grants and other funding sources to support Agency and regional investments	Collaborate with departments that have projects that need grant funding	Ongoing		Jason Gu	May	2017	On Schedule	No	Collaborating internally with Accounting & Fiscal Management, External Affairs, Planning, Engineering, Construction Management, and Operations, and externally with CBWM, CDA, and member agencies on preparing, submitting and monitoring grant and SRF loan applications to support agency and regional investment.
183	FY 2016/17	Quarterly	Engineering, Planning and Science	A	Advocate for continued receipt of property taxes and optimize grants and other funding sources to support Agency and regional investments	Collaborate with departments that have projects that need grant funding	Ongoing		Jason Gu	August	2017	On Schedule	No	Collaborating internally with Accounting & Fiscal Management, External Affairs, Planning, Engineering, Construction Management, and Operations, and externally with CBWM, CDA, and member agencies on preparing, submitting and monitoring grant and SRF loan applications to support agency and regional investment.
273	FY 2016/17	Semi-Annual	Engineering, Planning and Science	A	Advocate for continued receipt of property taxes and optimize grants and other funding sources to support Agency and regional investments	Manage congressional grant authorizations for water desalination projects in the Chino Basin	Ongoing	Until completion of the \$26M congressional authorization	Jason Gu	August	2017	On Schedule		IEUA has received the full \$26M Congressional Grant Authorization.
274	FY 2016/17	Quarterly	Engineering, Planning and Science	A	Advocate for continued receipt of property taxes and optimize grants and other funding sources to support Agency and regional investments	Collaborate with departments that have projects that need grant funding.	Ongoing	Collaborating with IEUA and member agencies on preparing, submitting and monitoring grant and SRF loan applications for eligible projects.	Jason Gu	August	2017	On Schedule		Collaborating with Planning, Engineering, Construction Management, and Operations on preparing, submitting and monitoring grant and SRF loan applications for eligible TYCIP projects.
274	FY 2016/17	Quarterly	Engineering, Planning and Science	A	Advocate for continued receipt of property taxes and optimize grants and other funding sources to support Agency and regional investments	Collaborate with departments that have projects that need grant funding.	Ongoing	Collaborating with IEUA and member agencies on preparing, submitting and monitoring grant and SRF loan applications for eligible projects.	Jason Gu	May	2017	On Schedule		Collaborating with Planning, Engineering, Construction Management, and Operations on preparing, submitting and monitoring grant and SRF loan applications for eligible TYCIP projects.
275	FY 2016/17	Quarterly	Engineering, Planning and Science	A	Advocate for continued receipt of property taxes and optimize grants and other funding sources to support Agency and regional investments	Find grants that match with Member and Regional Agencies capital and conservation programs	Ongoing	Continues as Federal and State grants are available	Jason Gu	May	2017	On Schedule		Collaborated with member agencies and other local agencies on preparing, submitting and monitoring grant and SRF loan applications for eligible projects. Will continue to locate opportunities to coordinate with others for regional benefits.



**EXHIBIT B**

**Business Goals & Objectives Report By Department**

**FY 2016/17**

Department: ALL  
Report Month: April, May, June: Year: 2017

Goal ID	FY Start	Reporting Required	Division	Bus. Goal	Work Plan	Department Goal	Time Line	KPI	Assigned To	Note Month	Note Year	Status	Complete	Notes
<b>Grants (cont.)</b>														
275	FY 2016/17	Quarterly	Engineering, Planning and Science	A	Advocate for continued receipt of property taxes and optimize grants and other funding sources to support Agency and regional investments	Find grants that match with Member and Regional Agencies capital and conservation programs	Ongoing	Continues as Federal and State grants are available	Jason Gu	August	2017	On Schedule		Collaborated with member agencies and other local agencies on preparing, submitting and monitoring grant and SRF loan applications for eligible projects. Will continue to locate opportunities to coordinate with others for regional benefits.
<b>Human Resources</b>														
262	FY 2016/17	Semi-Annual	Finance and Administration	B	Ensure staff understands and upholds their role in achieving the Agency's Mission, Vision, and Values	Promote a positive work environment that holds managers, supervisors and employees accountable for creating and maintaining positive work relationships.	Ongoing	Survey and employee feedback	Sharmeen Bhojani	June	2017	On Schedule		On site OSHA training held on 5/11/17 for all supervisors and management. The Agency partnered with Shaw HR Consulting to assist with addressing long term medical restrictions and accommodations. On May 8th and 9th, interviews with select field staff in Maintenance, Operations and Sewer Collections began to complete Essential Functions Job Analyst. Interviews included the employee, supervisor, manager and HR.
263	FY 2016/17	Quarterly	Finance and Administration	B	Ensure staff understands and upholds their role in achieving the Agency's Mission, Vision, and Values	Develop creative communication methods and continue education of employee benefits to increase knowledge of benefit programs and services including visiting and scheduling appointments with employees at other facilities, holding continuous lunch and learn sessions and other educational workshops/presentations.	Ongoing	Number of onsite visits, lunch and learns, and other educational sessions held	Sharmeen Bhojani	June	2017	On Schedule		ICMA 457 on site visit (5/3 & 5/19), Lincoln 457 on site visit (5/31), CalPERS 457 on site visit (6/7); HR staff traveled to Agency locations w Root Beer Floats: RP2 4/12, Carbon Canyon & Desalter 4/19 & HQ RP5 4/26
264	FY 2016/17	Quarterly	Finance and Administration	B	Develop and implement plan to mentor and prepare the next generation of Agency leaders by July 2017	Develop a process to identify potential leaders within the Agency; utilize the Leadership Academy and other training opportunities to enhance existing talent.	Leadership Academy January – June 2016	Number of employee participants in the Academy and other training programs. Percentage of internal promotions	Sharmeen Bhojani	June	2017	On Schedule		No additional leadership training this quarter
265	FY 2016/17	Semi-Annual	Finance and Administration	B	Develop a plan to conduct a feedback study to measure employee satisfaction.	Create and distribute an employee satisfaction survey	Employee Climate Survey by June 2016	Conduct an Employee Climate Survey after Class and Comp Study implementation	Sharmeen Bhojani	June	2017	On Schedule		Signed contract with DecisionWise to conduct employee engagement survey in August 2017
266	FY 2016/17	Quarterly	Finance and Administration	B	Develop a plan to conduct a feedback study to measure employee satisfaction.	Identify strategies to increase employee morale and promote employee retention.	Ongoing	Surveys and employee feedback/Retention of employees	Sharmeen Bhojani	June	2017	On Schedule		Mechanic and E & I Tech proficiency testing began in May. As of June 30, 2017, a total of 7 employees tested and successfully passed the testing. All 7 employees were reclassified to the higher level position.

EXHIBIT B

Business Goals & Objectives Report By Department

FY 2016/17

Department: ALL  
Report Month: April, May, June; Year: 2017

Goal ID	FY Start	Reporting Period	Division	Bus. Goal	Work Plan	Department Goal	Time Line	KPI	Assigned To	Note Month	Note Year	Status	Complete	Notes
<b>Human Resources (cont.)</b>														
267	FY 2016/17	Semi-Annual	Finance and Administration	B	Implement the Agency-wide Classification and Compensation Study.	Finalize the Agency-wide Classification and Compensation Study to develop a fair, consistent and competitive compensation program	Complete by June 2016	Successfully ratify and implement the new structure for remaining represented units.	Sharmeen Bhojani	June	2017	On Schedule		All class and comp revisions and unit modifications completed with Board approval in May 2017.
268	FY 2016/17	Annual	Finance and Administration	B	Review and update the STAR Award program to more effectively recognize outstanding performance	Change the format of the STAR Award Program to ensure more employees have an opportunity to receive the award	Review and recommendation by June 2016	Updated Agency Policy A-79.	Sharmeen Bhojani	June	2017	On Schedule		As part of the Agency wide policy review project, reviewed policy A-75 & A 62 relating to employee recognition. Recommendations were made to revise the policies and pending executive management review. Executive Manager review to be held 1st Q in FY 17 18
269	FY 2016/17	Quarterly	Finance and Administration	B	Achieve a Cal Star Award certification from OSHA by June 2019	Research requirements needed to obtain the award/certification by OSHA; work with Maintenance and Operations to develop a plan that ensures commendable safety and risk management practices.	Schedule meetings with Operations and Maintenance to review requirements and develop an action plan by June 2016	Prepare applications submittal(s) by November 2016.	Sharmeen Bhojani	June	2017	On Schedule		The top five Cal/OSHA programs in which the Agency is lacking compliance have been presented to the applicable departments. Focus will be on these programs over the next several months as they will require time and manpower to fully implement. The Agency continues to work toward providing the safest environment possible for staff.
40	FY 2016/17	Quarterly	Finance and Administration	B	Prepare and implement a Disaster Preparedness Plan and conduct periodic emergency response drills by July 2017	Work with all Agency departments to institute a holistic Disaster Preparedness Plan; coordinate table top exercises for disaster drills for all Managers and Supervisors on an annual or biennial basis	July-2017	Distribute a draft plan for review to all departments by January 2016	Sharmeen Bhojani	June	2017	On Schedule	No	After discussion with Management, the Disaster Drill will be delayed until January. Several notices will be sent to staff listed on the Incident Organization Chart to ensure the large number of mandatory participants will be available.
57	FY 2016/17	Quarterly	Finance and Administration	B	Review and revise the Emergency Preparedness Plan by July 2017	Enhance current Emergency Preparedness Manual by adding department action plans and ensure coordination with the Disaster Preparedness Plan; review and revise the manual on an annual basis	July-2017	Distribute a draft plan for review to all departments by January 2016	Sharmeen Bhojani	June	2017	On Schedule	No	As living document, the Agency's Emergency Manual continues to be reviewed periodically.
187	FY 2016/17	Quarterly	Finance and Administration	B	Ensure staff understands and upholds their role in achieving the Agency's Mission, Vision, and Values	Assist in the development of the cross-training program by providing guidance, coordination, and administrative skills in the program design, course content development, marketing and evaluation with various stakeholders and subject matter experts	Ongoing June 2015???	Survey and employee feedback/ Number of on-site visits, lunch and learns and other educational sessions held	Sharmeen Bhojani	June	2017	On Schedule	No	Original goal no longer a priority. meeting with Executive manger of Operations to develop new training opportunities

FY 2016/17

Business Goals & Objectives Report By Department

Department: ALL  
Report Month: April, May, June: Year: 2017

Goal ID	FY Start	Reporting Required	Division	Bus. Goal	Work Plan	Department Goal	Time Line	KPI	Assigned To	Note Month	Note Year	Status	Complete	Notes
<b>Human Resources (cont.)</b>														
188	FY 2016/17	Quarterly	Finance and Administration	B	Implement strategies and recruitment practices that provide flexible and responsive solutions to assist the Agency in filling positions in a timely and effective manner	Draft a new consolidated Personnel Rules and Regulations	Ongoing	Track the average number of weeks it takes to complete the recruitment process from beginning to end	Sharmeen Bhojani	June	2017	Behind Schedule	No	The FY average was 11.422.
33	FY 2016/17	Quarterly	Finance and Administration	B	Draft a new consolidated Personnel Rules and Regulations for the Agency across all bargaining units, thereby streamlining individual Unit MOUs by July 2016	Draft a new consolidated Personnel Rules and Regulations	July-2016	Prepare a first draft for review by April 2016	Sharmeen Bhojani	June	2017	On Schedule	No	Completed draft revisions for all units.
<b>Internal Audit</b>														
218	FY 2016/17	Annual	Agency Management	B	Ensure staff understands and upholds their role in achieving the Agency's Mission, Vision, and Values	<p>"Promote a strong control environment by conducting independent objective audits of Agency operations where the focus and audit scope includes identifying areas and providing recommendations for strong internal controls, effectiveness and efficiency in operations</p> <p>Broaden, improve and expand knowledge, reliance and utilization of financial and information systems to gather, research, analyze, and examine different types, more detailed and larger scopes of data to evaluate and test during audit procedures for any type of audit or reviewed</p> <p>Promote a strong control environment that preserve the public perception of the Agency and safeguard Agency assets where the focus is identifying areas and providing recommendations to improve customer service that is effective and responsive</p> <p>Per direction or approval by the Audit Committee and Board, and through coordination with senior management, Internal Audit</p>	"Ongoing and through approved audits as approved through the Annual Audit Plan	<p>"Completed audits. Comments and discussions from stakeholders and during Executive Management Meetings, Audit Committee Meetings and exit meetings</p>	Teresa Velarde	August	2017	On Schedule		IA completed audit projects several audit projects and more as scheduled through the Board approved Annual Audit Plan and presented to the Audit Committee for discussion.

Business Goals & Objectives Report By Department

FY 2016/17

Department: ALL  
 Report Month: April, May, June: Year: 2017

Goal ID	FY Start	Reporting Required	Division	Bus. Goal	Work Plan	Department Goal	Time Line	KPI	Assigned To	Note Month	Note Year	Status	Complete	Notes
<b>Internal Audit (cont.)</b>														
						would identify areas for audit where the goal and scope are to measure the performance of a program, a process, or a service or compare results to goals and identify areas for improvement, make recommendations to improve efficiencies. Conduct independent objective audits of Agency operations								
132	FY 2016/17	Annual	Agency Management	B	Prepare and implement a Disaster Preparedness Plan and conduct periodic emergency response drills by July 2017	Update and maintain the IAD's Disaster Preparedness Plan and submit to the Audit Committee for review and submittal to the Board	Annually as part of the review of all IAD procedures and Charter .	Reviewed at the Audit Committee level with the Audit Committee Advisor and Audit Committee members as well as Executive Management.	Teresa Velarde	August	2017	On Schedule	No	Completed. IA SOP#006 "IA Internal Audit Department Business Continuity and Disaster Recovery." documents the role and responsibility of IA which is to assist in the continuance of critical activities and help minimize the impact of the incident. Additionally, as part of the Agency's effort to IA staff are placed on the Incident Organizational Chart.
169	FY 2015/16	Quarterly	Agency Management	B	Develop and implement a plan to mentor and prepare the next generation of Agency leaders by July 2017	Achieve the Certified Internal Auditor Designation by two auditors – One by Dec. 2015, one by Dec. 2016	One completed by December 2015, One completed by December 2016	A minimum of eight hours of continuous professional development, annually.	Teresa Velarde	August	2017	On Schedule	No	All three auditors in the department are working to achieve the certification of Certified Internal Auditors. The certification requires passing a rigorous 3-part examination, among other professional requirements. All three auditors comply with attending to the required hours for continuing professional education. All three auditors already have higher degrees or credentials to their name.
170	FY 2015/16	Quarterly	Agency Management	B	Develop and implement a plan to mentor and prepare the next generation of Agency leaders by July 2017	Conduct control self-assessment of the internal audit dept.	Complete by December 2016	A minimum of eight hours of continuous professional development, annually.	Teresa Velarde	August	2017	On Schedule	No	In Progress. Staff is preparing for a self assessment. Research and plans and test documents are in progress of being developed.
231	FY 2016/17	Monthly	Agency Management	A	Continue commitment to cost containment for operating and capital costs.	Promote a strong control environment by conducting independent and objective audits of Agency operations where the focus and audit scope includes identifying areas and providing recommendations for cost containment, effectiveness and efficiency in operations and opportunities to improve and areas of cost containment	On-going and through the audits approved by the Audit Committee and the Board during the Annual Audit Plan presentation	Completed planned and scheduled audits approved through the Annual Audit Plan. Comments and discussions during Audit Committee Meetings and exit meeting	Teresa Velarde	May	2017	On Schedule		On-going. This is a requirement of the profession of internal auditing as well as a Board-approved Charter requirement, therefore, always completed and on schedule. All three auditors in the department are preparing for the certification. All three plan to complete the certification requirements by December 2016. All three auditors already have a higher professional designation and regularly attend continuous professional development to stay abreast of best practices.

Business Goals & Objectives Report By Department

FY 2016/17

Department: ALL  
Report Month: April, May, June: Year: 2017

Goal ID	FY Start	Reporting Required	Division	Bus. Goal	Work Plan	Department Goal	Time Line	KPI	Assigned To	Note Month	Note Year	Status	Complete	Notes
<b>Internal Audit (cont.)</b>														
231	FY 2016/17	Monthly	Agency Management	A	Continue commitment to cost containment for operating and capital costs.	Promote a strong control environment by conducting independent and objective audits of Agency operations where the focus and audit scope includes identifying areas and providing recommendations for cost containment, effectiveness and efficiency in operations and opportunities to improve and areas of cost containment	On-going and through the audits approved by the Audit Committee and the Board during the Annual Audit Plan presentation	Completed planned and scheduled audits approved through the Annual Audit Plan. Comments and discussions during Audit Committee Meetings and exit meeting	Teresa Velarde	May	2017	On Schedule		Internal Audit is required to complete audits approved through the Board approved Annual Audit Plan. Internal Audit recommendations are provided and communicated to those that can implement the recommendations. Each audit project provides opportunities to improve processes, contain costs, consider methods to complete work in a more effective and efficient manner. By completing operational audits, this objective is realized each and every time. The items revealed through the audit are discussed in detailed during the regularly scheduled Audit Committee meetings as well as prior to the AC meeting with management and line supervisors. Recommendations are provided to promote a strong control environment by conducting independent and objective audits of Agency operations where the focus and audit scope includes identifying areas and providing recommendations for cost containment.
231	FY 2016/17	Monthly	Agency Management	A	Continue commitment to cost containment for operating and capital costs.	Promote a strong control environment by conducting independent and objective audits of Agency operations where the focus and audit scope includes identifying areas and providing recommendations for cost containment, effectiveness and efficiency in operations and opportunities to improve and areas of cost containment	On-going and through the audits approved by the Audit Committee and the Board during the Annual Audit Plan presentation	Completed planned and scheduled audits approved through the Annual Audit Plan. Comments and discussions during Audit Committee Meetings and exit meeting	Teresa Velarde	August	2017	On Schedule		Completed audit projects as scheduled through the Board approved Annual Audit Plan and presented to the Audit Committee for discussion.
232	FY 2016/17	Monthly	Agency Management	A	Initiate discussions to revise and renew the Regional Sewerage Service Contract set to expire in 2023 by January 2018	Close out and finalize the Regional Contract Review with recommendations to improve the consistent and fair application of the Regional Contract requirements among all Regional Contract Agencies. Additionally, provide recommendations to Agency management to improve and clarify clauses and requirements of the contract to negotiate a new contract going forward. Complete the evaluation of the connection and monthly sewer rate calculations, as	On-going follow-up review or additional evaluation as needed or requested by Management or the Board	Completion. Comments and discussions during Executive Management Meetings, Audit Committee Meetings and exit meetings	Teresa Velarde	August	2017	On Schedule		Completed all planned and requested audits. IA stands ready to assist in any further review/evaluation and/or discussion related to the Regional Contract.

FY 2016/17

Business Goals & Objectives Report By Department

Department: ALL  
 Report Month: April, May, June: Year: 2017

Goal ID	FY Start	Reporting Required	Division	Bus. Goal	Work Plan	Department Goal	Time Line	KPI	Assigned To	Note Month	Note Year	Status	Complete	Notes
<b>Internal Audit (cont.)</b>														
232	FY 2016/17	Monthly	Agency Management	A	Initiate discussions to revise and renew the Regional Sewerage Service Contract set to expire in 2023 by January 2018	well as Exhibit J application, as well as RCA's internal processes and procedures, supporting documentation to determine if these meet the intent and requirements of the contract. And provide workshops for the Board of Directors and the Regional Policy and Technical Committees, and provide workshops for the Board of Directors and the Regional Policy and Technical Committees	Close out and finalize the Regional Contract Review with recommendations to improve the consistent and fair application of the Regional Contract requirements among all Regional Contract Agencies. Additionally, provide recommendations to Agency management to improve and clarify clauses and requirements of the contract to negotiate a new contract going forward. Complete the evaluation of the connection and monthly sewer rate calculations, as well as Exhibit J application, as well as RCA's internal processes and procedures, supporting documentation to determine if these meet the intent and requirements of the contract. And provide workshops for the Board of Directors and the Regional Policy and Technical Committees, and provide workshops for the Board of Directors and the Regional Policy and Technical Committees	On-going follow-up review or additional evaluation as needed or requested by Management or the Board	Completion. Comments and discussions during Executive Management Meetings, Audit Committee Meetings and exit meetings	Teresa Velarde	May	2017	On Schedule	Completed and Closed out. Completed the audits of the 7 member agencies, discussed the results with the contracting agencies and the Audit Committee and the Board as well as with Tech Committee. The Final Report for the Regional Contract Audit was completed in October of 2015. Over 20 recommendations were provided to evaluate, change and improve: the monthly sewer billing, the connection fee billing, the business model of the Regional Contract.
232	FY 2016/17	Monthly	Agency Management	A	Initiate discussions to revise and renew the Regional Sewerage Service Contract set to expire in 2023 by January 2018	well as Exhibit J application, as well as RCA's internal processes and procedures, supporting documentation to determine if these meet the intent and requirements of the contract. And provide workshops for the Board of Directors and the Regional Policy and Technical Committees, and provide workshops for the Board of Directors and the Regional Policy and Technical Committees	Close out and finalize the Regional Contract Review with recommendations to improve the consistent and fair application of the Regional Contract requirements among all Regional Contract Agencies. Additionally, provide recommendations to Agency management to improve and clarify clauses and requirements of the contract to negotiate a new contract going forward. Complete the evaluation of the connection and monthly sewer rate calculations, as well as Exhibit J application, as well as RCA's internal processes and procedures, supporting documentation to determine if these meet the intent and requirements of the contract. And provide workshops for the Board of Directors and the Regional Policy and Technical Committees, and provide workshops for the Board of Directors and the Regional Policy and Technical Committees	On-going follow-up review or additional evaluation as needed or requested by Management or the Board	Completion. Comments and discussions during Executive Management Meetings, Audit Committee Meetings and exit meetings	Teresa Velarde	May	2017	On Schedule	Completed and Closed out. Completed the audits of the 7 member agencies, discussed the results with the contracting agencies and the Audit Committee and the Board as well as with Tech Committee. The Final Report for the Regional Contract Audit was completed in October of 2015. Over 20 recommendations were provided to evaluate, change and improve: the monthly sewer billing, the connection fee billing, the business model of the Regional Contract.

**EXHIBIT B**

**Business Goals & Objectives Report By Department**

**FY 2016/17**

Department: ALL  
Report Month: April, May, June; Year: 2017

Goal ID	FY Start	Reporting Required	Division	Bus. Goal	Work Plan	Department Goal	Time Line	KPI	Assigned To	Note Month	Note Year	Status	Complete	Notes
<b>Internal Audit (cont.)</b>														
						requirements among all Regional Contract Agencies. Additionally, provide recommendations to Agency management to improve and clarify clauses and requirements of the contract to negotiate a new contract going forward. Complete the evaluation of the connection and monthly sewer rate calculations, as well as Exhibit J application, as well as RCA's internal processes and procedures, supporting documentation to determine if these meet the intent and requirements of the contract. And provide workshops for the Board of Directors and the Regional Policy and Technical Committees, and provide workshops for the Board of Directors and the Regional Policy and Technical Committees		Committee Meetings and exit meetings						Regional Contract Audit was completed in October of 2015. Over 20 recommendations were provided to evaluate, change and improve: the monthly sewer billing, the connection fee billing, the business model of the Regional Contract.
232	FY 2016/17	Monthly	Agency Management	A	Initiate discussions to revise and renew the Regional Sewerage Service Contract set to expire in 2023 by January 2018	Close out and finalize the Regional Contract Review with recommendations to improve the consistent and fair application of the Regional Contract requirements among all Regional Contract Agencies. Additionally, provide recommendations to Agency management to improve and clarify clauses and requirements of the contract to negotiate a new contract going forward. Complete the evaluation of the connection and monthly sewer rate calculations, as well as Exhibit J application, as well as RCA's internal processes and procedures, supporting documentation to determine if these meet the intent and requirements of the contract. And provide workshops for the Board of Directors and the Regional Policy and Technical Committees, and provide	On-going follow-up review or additional evaluation as needed or requested by Management or the Board	Completion. Comments and discussions during Executive Management Meetings, Audit Committee Meetings and exit meetings	Teresa Vélarde	May	2017	On Schedule		Completed. Completed the audits of the 7 member agencies, discussed the results with the contracting agencies and the Audit Committee and the Board as well as with Tech Committee. The Final Report for the Regional Contract Audit was completed in October of 2015. Over 20 recommendations were provided to evaluate, change and improve: the monthly sewer billing, the connection fee billing, the business model of the Regional Contract.

FY 2016/17

Business Goals & Objectives Report By Department

Department: ALL  
 Report Month: April, May, June; Year: 2017

Goal ID	FY Start	Reporting Required	Division	Bus. Goal	Work Plan	Department Goal	Time Line	KPI	Assigned To	Note Month	Note Year	Status	Complete	Notes
<u>Internal Audit (cont.)</u>														
232	FY 2016/17	Monthly	Agency Management	A	Initiate discussions to revise and renew the Regional Sewerage Service Contract set to expire in 2023 by January 2018	workshops for the Board of Directors and the Regional Policy and Technical Committees  Close out and finalize the Regional Contract Review with recommendations to improve the consistent and fair application of the Regional Contract requirements among all Regional Contract Agencies. Additionally, provide recommendations to Agency management to improve and clarify clauses and requirements of the contract to negotiate a new contract going forward. Complete the evaluation of the connection and monthly sewer rate calculations, as well as Exhibit J application, as well as RCA's internal processes and procedures, supporting documentation to determine if these meet the intent and requirements of the contract. And provide workshops for the Board of Directors and the Regional Policy and Technical Committees, and provide workshops for the Board of Directors and the Regional Policy and Technical Committees	On-going follow-up review or additional evaluation as needed or requested by Management or the Board	Completion. Comments and discussions during Executive Management Meetings, Audit Committee Meetings and exit meetings	Teresa Velarde	May	2017	On Schedule		Completed. Completed the audits of the 7 member agencies, discussed the results with the contracting agencies and the Audit Committee and the Board as well as with Tech Committee. The Final Report for the Regional Contract Audit was completed in October of 2015. Over 20 recommendations were provided to evaluate, change and improve: the monthly sewer billing, the connection fee billing, the business model of the Regional Contract.
233	FY 2016/17	Annual	Agency Management	B	Develop and implement a plan to mentor and prepare the next generation of Agency leaders by July 2017	Maintain knowledgeable, skilled and experienced audit staff and promote continuous professional development and professional certifications and higher education, as recommended and required under the auditing standards and the IAD Charter to ensure continuous IAD improvement and to stay abreast of developing trend	Annually and on-going complete training and professional development training and participation	A minimum of sixteen hours of continuous professional development, annually. Participation in a professional association	Teresa Velarde	August	2017	On Schedule		Completed. Training and professional development is mandatory for professional internal auditors, as a requirement of their job and required by the Institute of Internal Auditors and the IAD Charter. All auditors complete the minimum professional education requirements to stay current with the trends of the profession.
234	FY 2015/16	Monthly	Agency Management	B	Develop a plan to conduct a feedback study to measure employee satisfaction	Perform a survey of auditee/customer satisfaction at the conclusion of each audit	After each completed audit/project	Feedback from customers. Discussions during regularly scheduled	Teresa Velarde	August	2017	On Schedule		Completed during and after each audit. Either via email, paper or discussion to evaluate the overall satisfaction with the audit process.



Business Goals & Objectives Report By Department

FY 2016/17

Department: ALL  
 Report Month: April, May, June: Year: 2017

Goal ID	FY Start	Reporting Required	Division	Bus. Goal	Work Plan	Department Goal	Time Line	KPI	Assigned To	Note Month	Note Year	Status	Complete	Notes
<b>Internal Audit (cont.)</b>														
235	FY 2016/17	Monthly	Agency Management	B	Uphold a strong internal control environment by conducting independent objective internal and external audits of Agency finances and operations	<p>project to gather information about auditor involvement, professionalism, knowledge and ability to communicate to gain information on continuous improvement</p> <p>Promote a strong control environment by conducting independent objective audits of Agency operations where the focus and audit scope includes identifying areas and providing recommendations for strong internal controls, effectiveness and efficiency in operations. Broaden, improve and expand knowledge, reliance and utilization of financial and information systems to gather, research, analyze, and examine different types, more detailed and larger scopes of data to evaluate and test during audit procedures for any type of audit or reviewed. Promote a strong control environment that preserve the public perception of the Agency and safeguard Agency assets where the focus is identifying areas and providing recommendations to improve customer service that is effective and responsive Per direction or approval by the Audit Committee and Board, and through coordination with senior management, Internal Audit would identify areas for audit where the goal and scope are to measure the performance of a program, a process, or a service or compare results to goals and identify areas for improvement, make recommendations to improve efficiencies. Conduct independent objective audits of Agency operations</p>	<p>Ongoing and through approved audits as approved through the Annual Audit Plan</p>	<p>Audit Committee Meetings</p> <p>Completed audits. Comments and discussions from stakeholders and during Executive Management Meetings, Audit Committee Meetings and exit meetings</p>	Teresa Velarde	August	2017	On Schedule		Completed and on-going. IA completed all projects as proposed through the Board approved Annual Audit Plan and provided assistance and evaluation/review services as requested for various projects.

Business Goals & Objectives Report By Department

FY 2016/17

Department: ALL  
 Report Month: April, May, June; Year: 2017

Goal ID	FY Start	Reporting Required	Division	Bus. Goal	Work Plan	Department Goal	Time Line	KPI	Assigned To	Note Month	Note Year	Status	Complete	Notes
235	FY 2016/17	Monthly	Agency Management	B	Uphold a strong internal control environment by conducting independent objective internal and external audits of Agency finances and operations	Promote a strong control environment by conducting independent objective audits of Agency operations where the focus and audit scope includes identifying areas and providing recommendations for strong internal controls, effectiveness and efficiency in operations. Broaden, improve and expand knowledge, reliance and utilization of financial and information systems to gather, research, analyze, and examine different types, more detailed and larger scopes of data to evaluate and test during audit procedures for any type of audit or reviewed. Promote a strong control environment that preserve the public perception of the Agency and safeguard Agency assets where the focus is identifying areas and providing recommendations to improve customer service that is effective and responsive Per direction or approval by the Audit Committee and Board, and through coordination with senior management, Internal Audit would identify areas for audit where the goal and scope are to measure the performance of a program, a process, or a service or compare results to goals and identify areas for improvement, make recommendations to improve efficiencies. Conduct independent objective audits of Agency operations	Ongoing and through approved audits as approved through the Annual Audit Plan	Completed audits. Comments and discussions from stakeholders and during Executive Management Meetings, Audit Committee Meetings and exit meetings	Teresa Velarde	May	2017	On Schedule		Completed and On-Going. The Internal Audit Department must complete projects proposed through the Board-approved Annual Audit Plan and any amendments if any. IAD completes are projects proposed and assigned and provides recommendations for the improvement of Agency processes and procedures. Any changes to the plans are communicated to the Audit Committee and the Board. In addition to scheduled projects, IA maintains a list of on-going and potential audit projects. The list of potential/proposed audit projects is a list of items that can be evaluated and audited should the risk increase or IA is directed to accelerate the planned and proposed projects.

**EXHIBIT B**

**Business Goals & Objectives Report By Department**

**FY 2016/17**

Department: ALL  
Report Month: April, May, June; Year: 2017

Goal ID	FY Start	Reporting Required	Division	Bus. Goal	Work Plan	Department Goal	Time Line	KPI	Assigned To	Note Month	Note Year	Status	Complete	Notes
<b>Internal Audit (cont.)</b>														
236	FY 2016/17	Monthly	Agency Management	B	Prepare and implement a Disaster Preparedness Plan and conduct periodic emergency response drills by July 2017	Update and maintain the IAD's Disaster Preparedness Plan and submit to the Audit Committee for review and submittal to the Board	Annually as part of the review of all IAD procedures and Charter	Review with the Audit Committee Advisor and Audit Committee members as well as Executive Management	Teresa Velarde	May	2017	On Schedule		The Internal Audit Department documented IA SOP -006 Business Continuity and Disaster Recovery in 2013 and is reviewed for any needed updates, annually, as required by the Charter. This SOP requires that IA assist any critical mission of the Agency first, before continuing with audit assignments, when and in the event of an emergency/disaster. Additionally, the Manager has recently attended FEMA training and is assigned the Communications Liaison. Other members of the IAD are on the Safety Committee and also are responsible for ensuring the department completes are required Safety Tailgate topics. Additional training will be provided by the Agency to all Agency staff.
236	FY 2016/17	Monthly	Agency Management	B	Prepare and implement a Disaster Preparedness Plan and conduct periodic emergency response drills by July 2017	Update and maintain the IAD's Disaster Preparedness Plan and submit to the Audit Committee for review and submittal to the Board	Annually as part of the review of all IAD procedures and Charter	Review with the Audit Committee Advisor and Audit Committee members as well as Executive Management	Teresa Velarde	August	2017	On Schedule		documented IA Business Continuity and Disaster Recovery operating procedure. This SOP requires that IA assist any critical mission of the Agency first, before continuing with audit assignments, when and in the event of an emergency/disaster. Additionally, the Manager has recently attended FEMA training and is assigned the Communications Liaison. Other members of the IAD are on the Safety Committee and also are responsible for ensuring the department completes are required Safety Tailgate topics. Additional training will be provided by the Agency to all Agency staff.
237	FY 2016/17	Annual	Agency Management	B	Promote a safer work environment by administering and monitoring required safety and regulatory trainings	Comply with all required IEUA safety and regulatory trainings for required department personnel	Annually as assigned by Safety personnel	Safety Tailgate Tracker	Teresa Velarde	August	2017	On Schedule		Completed and ongoing. Each year IA completes all required safety trainings as required by the Agency, in addition to other outside and volunteer training
239	FY 2016/17	Semi-Annual	Agency Management	B	Develop and implement a plan to mentor and prepare the next generation of Agency leaders by July 2017	Conduct Control Self-Assessment of the Internal Audit Department	On-going	Certification	Teresa Velarde	August	2017	On Schedule		Completed and ongoing. Each year IA completes all required education and training. Additionally, IA conducts a Risk Assessment to complete the Annual Audit Plan and propose the audit projects.
241	FY 2016/17	Monthly	Agency Management	C	Leverage private/public partnership opportunities	Establish, maintain and strengthen audit-related private/public partnership opportunities to have network ties and associates where audit-related topics can be shared, discussed, and evaluated with the goal of continuous internal audit processes improvement	On-going	Feedback from auditees, senior/Executive Management, the Audit Committee Advisor, the Audit Committee and Board	Teresa Velarde	August	2017	On Schedule		IA continues to do so in the same manner prescribed before. IA communicates to the Audit Committee anything that warrants their immediate attention.

Business Goals & Objectives Report By Department

FY 2016/17

Department: ALL  
Report Month: April, May, June; Year: 2017

Goal ID	FY Start	Reporting Required	Division	Bus. Goal	Work Plan	Department Goal	Time Line	KPI	Assigned To	Note Month	Note Year	Status	Complete	Notes
<b>Internal Audit (cont.)</b>														
241	FY 2016/17	Monthly	Agency Management	C	Leverage private/public partnership opportunities	Establish; maintain and strengthen audit-related private/public partnership opportunities to have network ties and associates where audit-related topics can be shared, discussed, and evaluated with the goal of continuous internal audit processes improvement	On-going	Feedback from auditees, senior/Executive Management, the Audit Committee Advisor, the Audit Committee and Board	Teresa Velarde	May	2017	On Schedule		Achieved. This is achieved through every audit project while working closely with the auditees and other Agency staff. This becomes an opportunity to promote friendly, helpful customer service, build the business networks and provide any assistance or information necessary. Internal Audit works well with others and at all levels.
<b>Laboratory</b>														
197	FY 2015/16	Quarterly	Engineering, Planning and Science	B	Promote a safer work environment by administering and monitoring required safety and regulatory trainings.	Complete a Review/Update of the Laboratory Chemical Hygiene Plan annually. (CHP)	Complete by December 2015		Nel Groenveld	May	2017	On Schedule	No	Review to be completed by June 2017
300	FY 2016/17	Quarterly	Engineering, Planning and Science	A	Continue commitment to cost containment for operating and capital costs	Evaluate advances in laboratory design for inclusion in the construction of the new Water Quality Laboratory	December 2016	Support Engineering during design phase by participation in design review.	Nel Groenveld	August	2017	On Schedule		Continue to support Engineering during construction of the Water Quality Lab
300	FY 2016/17	Quarterly	Engineering, Planning and Science	A	Continue commitment to cost containment for operating and capital costs	Evaluate advances in laboratory design for inclusion in the construction of the new Water Quality Laboratory	December 2016	Support Engineering during design phase by participation in design review.	Nel Groenveld	May	2017	On Schedule		Ongoing, Lab staff continue to work with Construction Management on the Water Quality Lab Project.
301	FY 2016/17	Annual	Engineering, Planning and Science	A	Continue commitment to cost containment for operating and capital costs	Maintain Laboratory certification for all current analysis performed, add certification if justified to reduce cost of contracting out some analysis	December 2016	Annually obtain 100% acceptable results on PE samples	Nel Groenveld	May	2017	On Schedule		Annual performance evaluation samples will be analyzed in June
301	FY 2016/17	Annual	Engineering, Planning and Science	A	Continue commitment to cost containment for operating and capital costs	Maintain Laboratory certification for all current analysis performed, add certification if justified to reduce cost of contracting out some analysis	December 2016	Annually obtain 100% acceptable results on PE samples	Nel Groenveld	August	2017	On Schedule		100% acceptable on the Waste water PE samples, currently analyzing Drinking water unknowns
302	FY 2016/17	Monthly	Engineering, Planning and Science	B	Promote a safer work environment by administering and monitoring required safety and regulatory trainings	Meet the bi-weekly safety tailgate meeting requirement	December 2016	Hold bi-weekly safety meetings	Nel Groenveld	August	2017	On Schedule		holding bi-weekly safety tailgates
302	FY 2016/17	Monthly	Engineering, Planning and Science	B	Promote a safer work environment by administering and monitoring required safety and regulatory trainings	Meet the bi-weekly safety tailgate meeting requirement	December 2016	Hold bi-weekly safety meetings	Nel Groenveld	May	2017	On Schedule		Ongoing, safety meetings have been completed as required for the quarter
303	FY 2016/17	Annual	Engineering, Planning and Science	F	Annually review and update Key Performance Indicators (KPIs) to monitor and comply with all regulatory requirements	Annually review and update monitoring and analysis protocols to reflect any new regulatory requirements	December 2016	Ongoing review of approved test methods	Nel Groenveld	May	2017	On Schedule		Ongoing
303	FY 2016/17	Annual	Engineering, Planning and Science	F	Annually review and update Key Performance Indicators (KPIs) to monitor and comply with all regulatory requirements	Annually review and update monitoring and analysis protocols to reflect any new regulatory requirements	December 2016	Ongoing review of approved test methods	Nel Groenveld	August	2017	On Schedule		reviewing and updating laboratory SOPs as required

EXHIBIT B

Business Goals & Objectives Report By Department

FY 2016/17

Department: ALL  
Report Month: April, May, June; Year: 2017

Goal ID	FY Start	Reporting Required	Division	Bus. Goal	Work Plan	Department Goal	Time Line	KPI	Assigned To	Note Month	Note Year	Status	Complete	Notes
246	FY 2016/17	Monthly	Operations	C	Continue to apply Lean management principles to streamline current business processes and systems and eliminate waste and redundancies	Provide exceptional and responsive customer service.	Continuous	Increase facilities services response time for support services by 15%.	Lucia Diaz	May	2017	On Schedule		On-going Facilities continues to monitor the activities associated with the Track it system in response to the level of service. There are times where staff is dependent upon other departments for support. To date a total of 275 support tickets have been completed.
246	FY 2016/17	Monthly	Operations	C	Continue to apply Lean management principles to streamline current business processes and systems and eliminate waste and redundancies	Provide exceptional and responsive customer service.	Continuous	Increase facilities services response time for support services by 15%.	Lucia Diaz	August	2017	On Schedule		On-going Facilities continues to monitor the activities associated with the Track it system in response to the level of service. To date a total of 341 support tickets have been completed. Response time has improved by 11%
247	FY 2016/17	Quarterly	Operations	F	Ensure Agency programs promote environmental stewardship, sustainability, and preservation of heritage measures, utilizing green procurement and reuse of surplus materials, equipment, and parts when possible	Identify educational opportunities for environmentally friendly facilities and landscapes	Ongoing	Increase educational signage by 10% for Agency facilities that are accessible by the public.	Lucia Diaz	August	2017	Behind Schedule		Educational Signage about the treatment process was designed in partnership with Operations and External Affairs for RP-5. Signage is currently being installed.
247	FY 2016/17	Quarterly	Operations	F	Ensure Agency programs promote environmental stewardship, sustainability, and preservation of heritage measures, utilizing green procurement and reuse of surplus materials, equipment, and parts when possible	Identify educational opportunities for environmentally friendly facilities and landscapes	Ongoing	Increase educational signage by 10% for Agency facilities that are accessible by the public.	Lucia Diaz	May	2017	On Schedule		Educational Signage for Regional Plant No. 5 will be installed by the end of the fiscal year, June 2017.
308	FY 2016/17	Quarterly	Operations	B	Establish a cross training program across departments and divisions to enhance understanding of Agency programs	Develop and implement a division-wide training program to enhance understanding by Agency staff of wastewater treatment process and compliance; modern maintenance practices; and recycled water maintenance.	By June 30, 2017	Hold one training session each quarter	Randy Lee	May	2017	On Schedule		Maintenance training based on the Class & Comp has been completed. Proficiency exams for advancement to begin the end of May.
308	FY 2016/17	Quarterly	Operations	B	Establish a cross training program across departments and divisions to enhance understanding of Agency programs	Develop and implement a division-wide training program to enhance understanding by Agency staff of wastewater treatment process and compliance; modern maintenance practices; and recycled water maintenance.	By June 30, 2017	Hold one training session each quarter	Randy Lee	August	2017	On Schedule		All on site training has been completed.
309	FY 2016/17	Annual	Operations	E	Ensure reliability of Agency assets by annually implementing the asset management monitoring and assessment program (Asset Management Plan)	Conduct major condition assessments annually.	By June 30, 2017	Complete condition assessments of RP-5 and CCWRF	Randy Lee	August	2017	On Schedule		CCWRF assessment in process.

Business Goals & Objectives Report By Department

FY 2016/17

Department: ALL  
 Report Month: April, May, June; Year: 2017

Goal ID	FY Start	Reporting Required	Division	Bus. Goal	Work Plan	Department Goal	Time Line	KPI	Assigned To	Note Month	Note Year	Status	Complete	Notes
306	FY 2016/17	Quarterly	Operations	F	Strive for 100% use of Agency bi-products by 2021	Support the development and implementation of the Energy Management Plan to ensure 100% use of digester gas	By June 2016 Ongoing	Meet 100% of established implementation goals; on-going	Chander Letulle, Matt	July	2017	On Schedule		Operations has supported all implementation goals. Due to equipment issues at RP-1 and RP-2 gas utilization is lower than expected.
307	FY 2016/17	Monthly	Operations	F	Strive for 100% use of Agency bi-products by 2021	Maximize use of biosolids by sending 90% of organics to IERCF	By June 2016 Ongoing	Send 90% of organics to IERCF; on-going	Randy Lee	August	2017	On Schedule		All Agency biosolids have been sent to the IERCF, processed into compost and sold into landscape and agricultural markets.
198	FY 2016/17	Quarterly	Operations	D	Develop and implement a communication plan to promote water use efficiency and the value of water by July 2015	Measure baseline usage of potable and recycled water usage.	Ongoing through June 2016		Matt Melendrez and	July	2017	On Schedule	No	Potable water usage data is collected and monitored for all sites. Recycled water usage data is collected and monitored at RP-5, CCWRF, RP-1 and RP-2. A project has been identified to add a meter at RP-4.
199	FY 2016/17	Quarterly	Operations	D	Develop and implement a communication plan to promote water use efficiency and the value of water by July 2015	Maintain peak demand management readiness	Ongoing through June 2016		Andy Campbell	May	2017	On Schedule	No	Weekly demand management meetings will be resumed in May 2017.
199	FY 2016/17	Quarterly	Operations	D	Develop and implement a communication plan to promote water use efficiency and the value of water by July 2015	Maintain peak demand management readiness	Ongoing through June 2016		Andy Campbell	August	2017	On Schedule	No	Demand management meeting resumed in June. Monthly RW GWR targets discussed and met through the year.
200	FY 2016/17	Quarterly	Operations	D	Develop and implement a communication plan to promote water use efficiency and the value of water by July 2015	Maintain pump station readiness	Ongoing through June 2016		Andy Campbell	August	2017	On Schedule	No	RW GWR deliveries and RW pump station readiness is continuously monitored by RW staff. Any deficiency's of readiness are addressed and remedied.
200	FY 2016/17	Quarterly	Operations	D	Develop and implement a communication plan to promote water use efficiency and the value of water by July 2015	Maintain pump station readiness	Ongoing through June 2016		Andy Campbell	May	2017	On Schedule	No	Pump station readiness is continuously monitored by RW staff. Any deficiency's of readiness are addressed and remedied.
201	FY 2016/17	Quarterly	Operations	D	Develop and implement a communication plan to promote water use efficiency and the value of water by July 2015	Continue weekly Peak Demand Management meetings with key operations staff for start of 2016 Peak Demand season.	Ongoing through June 2016		Andy Campbell	May	2017	On Schedule	No	Weekly demand management meetings will be resumed in May 2017.
201	FY 2016/17	Quarterly	Operations	D	Develop and implement a communication plan to promote water use efficiency and the value of water by July 2015	Continue weekly Peak Demand Management meetings with key operations staff for start of 2016 Peak Demand season.	Ongoing through June 2016		Andy Campbell	August	2017	On Schedule	No	Demand management meeting resumed in June. Monthly RW GWR targets discussed and met through the year.
202	FY 2016/17	Quarterly	Operations	D	Develop plan to improve the quality of recycled water to meet customer's needs by June 2017	Prepare and submit to CDPH start-up reports for new basin as delivery mechanisms are completed	Completed by June 2016 and Ongoing		Andy Campbell	August	2017	On Schedule	No	Declez Start-Up Report is completed with the exception of inclusion of well data from the planned construction of second Declez Monitoring well. Report will be submitted after construction.
202	FY 2016/17	Quarterly	Operations	D	Develop plan to improve the quality of recycled water to meet customer's needs by June 2017	Prepare and submit to CDPH start-up reports for new basin as delivery	Completed by June 2016 and Ongoing		Andy Campbell	May	2017	On Schedule	No	Declez Basin start-up is complete; start-up report will be completed in fourth quarter.

**EXHIBIT B**

**Business Goals & Objectives Report By Department**

**FY 2016/17**

Department: ALL  
Report Month: April, May, June: Year: 2017

Goal ID	FY Start	Reporting Required	Division	Bus. Goal	Work Plan	Department Goal	Time Line	KPI	Assigned To	Note Month	Note Year	Status	Complete	Notes
<b>Operations (cont.)</b>						mechanisms are completed								
203	FY 2016/17	Quarterly	Operations	D	Identify and protect the best recharge land sites in the service region by June 2016	Ensure all treatment standards are met to maximize availability of recycled water.	Completed by June 2016 and Ongoing		Matt Melendrez and	July	2017	On Schedule	No	During the last quarter CCWRF and RP-5 had permit exceedances. However, these deviations did not impact recycled water deliveries.
204	FY 2016/17	Quarterly	Operations	D	Identify and protect the best recharge land sites in the service region by June 2016	Identify projects necessary to reduce potable and promote recycled water usage	Completed by June 2016 and Ongoing		Matt Melendrez and	July	2017	On Schedule	No	Projects have been identified to switch processes from potable to recycle water. Operations is working with Maintenance, and Engineering to complete these projects. For example San Bernardino Lift Station packing water system and the RP-1 Centrifuge cooling water system.
206	FY 2016/17	Quarterly	Operations	D	Conduct research to find new methods to safely recharge more water into Chino Basin by June 2016	Maintain basin readiness through basin cleanings	Completed by June 2016 and Ongoing		Andy Campbell	May	2017	On Schedule	No	Hickory and Banana basins will be cleaned in May and June 2017. RP3, Delciez and Victoria were cleaned Fall 2016. Will continue to develop cleaning strategies and implement cleaning projects to maintain peak basin infiltration capacity.
206	FY 2016/17	Quarterly	Operations	D	Conduct research to find new methods to safely recharge more water into Chino Basin by June 2016	Maintain basin readiness through basin cleanings	Completed by June 2016 and Ongoing		Andy Campbell	May	2017	On Schedule	No	Conducted 3DFEEM study with Jorg Drewes. Final report for study was completed February 2016. Study with other sampling results assisted IEUA in obtaining 50% RWC for most of its RW GWR basins.
206	FY 2016/17	Quarterly	Operations	D	Conduct research to find new methods to safely recharge more water into Chino Basin by June 2016	Maintain basin readiness through basin cleanings	Completed by June 2016 and Ongoing		Andy Campbell	August	2017	On Schedule	No	Basin cleaning strategies were developed during the budget process to maintain peak basin infiltration capacity. Some maintenance delayed due to the MWD DYY initiation in June 2016.
143	FY 2016/17	Annual	Operations	B	Review and revise the Emergency Preparedness Plan by July 2017	Support Human Resources in the development of an Emergency Preparedness Plan for the Operations Division.	FY 2014/15	Not applicable	Chander Letulle	July	2017	On Schedule	No	The Operations Interim Emergency Response Plan is continually being reviewed to ensure accuracy and availability of the latest information.
80	FY 2016/17	Quarterly	Operations	D	Optimize IEUA's use of potable and recycled water by July 2016	Identify projects necessary to reduce potable and recycled water usage.	FY 2016/17	One facility per quarter	Matt Melendrez	July	2017	On Schedule	No	A project has been identified to convert the RP-1 centrifuge oil coolers from potable water to utility water.
<b>Planning and Environmental Compliance</b>														
89	FY 2016/17	Quarterly	Engineering, Planning and Science	D	Identify and protect the best recharge land sites in the service region by June 2016	Implement the schedule consistent with the IRP	continuous	Meet the schedule as defined by the IRP	Sylvie Lee	August	2017	On Schedule	No	Analyzing input from member agencies regarding the project lists and infrastructure schematic.
89	FY 2016/17	Quarterly	Engineering, Planning and Science	D	Identify and protect the best recharge land sites in the service region by June 2016	Implement the schedule consistent with the IRP	continuous	Meet the schedule as defined by the IRP	Sylvie Lee	May	2017	On Schedule	No	Project lists, including sites identified in RMPU, are being updated in IRP Phase 2.
190	FY 2016/17	Quarterly	Engineering, Planning and Science	C	Continue to apply Lean management principles to streamline current business processes and systems and eliminate waste and redundancies	Apply LEAN management principles to streamline current practices and develop long-term strategy for permitting of the O&M activities of recharge basins	To be Completed by June 2017		Sylvie Lee	May	2017	On Schedule	No	ACOE is drafting public notice comment letters

FY 2016/17

Business Goals & Objectives Report By Department

Department: ALL  
 Report Month: April, May, June; Year: 2017

Goal ID	FY Start	Reporting Required	Division	Bus. Goal	Work Plan	Department Goal	Time Line	KPI	Assigned To	Note Month	Note Year	Status	Complete	Notes
<b>Planning and Environmental Compliance (cont.)</b>														
190	FY 2016/17	Quarterly	Engineering, Planning and Science	C	Continue to apply Lean management principles to streamline current business processes and systems and eliminate waste and redundancies	Apply LEAN management principles to streamline current practices and develop long-term strategy for permitting of the O&M activities of recharge basins	To be Completed by June 2017		Sylvie Lee	August	2017	Behind Schedule	No	Response to the public comments occurred in June 2017. Project is behind schedule due to additional biological information requested by the ACOE. PC
191	FY 2016/17	Quarterly	Engineering, Planning and Science	C	Continue to apply Lean management principles to streamline current business processes and systems and eliminate waste and redundancies	Develop a regulatory permitting strategy to support the implementation of the regional water and wastewater programs as identified in the planning documents	To be Completed by June 2017		Sylvie Lee	May	2017	On Schedule	No	IEUA Board of Directors certified the final PEIR on 3/15/17
191	FY 2016/17	Quarterly	Engineering, Planning and Science	C	Continue to apply Lean management principles to streamline current business processes and systems and eliminate waste and redundancies	Develop a regulatory permitting strategy to support the implementation of the regional water and wastewater programs as identified in the planning documents	To be Completed by June 2017		Sylvie Lee	August	2017	On Schedule	No	Project completed. PC
193	FY 2016/17	Quarterly	Engineering, Planning and Science	D	Identify and protect the best recharge land sites in the service region by June 2016	Evaluate new projects and programs to support regional water reliability	Continuous	Meet the schedule as defined by the IRP	Sylvie Lee	August	2017	On Schedule	No	Analyzing input from member agencies regarding their upcoming & future project, and preparing an infrastructure schematic of the existing and potential interconnections for future modeling.
193	FY 2016/17	Quarterly	Engineering, Planning and Science	D	Identify and protect the best recharge land sites in the service region by June 2016	Evaluate new projects and programs to support regional water reliability	Continuous	Meet the schedule as defined by the IRP	Sylvie Lee	May	2017	On Schedule	No	Project lists, including sites identified in RMPU, are being updated in IRP Phase 2.
195	FY 2016/17	Quarterly	Engineering, Planning and Science	D	Conduct research to find new methods to safely recharge more water into Chino Basin by June 2016	Complete the MWD Foundational Action Research Program and develop a tertiary injection research project plan to find new methods to safely recharge more water in Chino Basin	Through June 2016 and Ongoing	Develop the plans	Sylvie Lee	August	2017	On Schedule	No	MWD Foundational Actions projects were completed in 2016, post-project presentation was provided late 2016. Researching current direct potable reuse projects and participating in workshops with the State Water Resources Control Board (SWRCB) with regards to the development of regulations for direct potable reuse. The Recycled Water Injection Pilot Demonstration Project was placed on hold due to the potential to implement reverse osmosis in the 5-to-15-year time frame, which would utilize all available recycled water. 3D Fluorescence Excitation-Emission Matrix (3DFEEM) study was completed in September with results used to support increasing RWC at many RW GWR basins.



**EXHIBIT B**

**Business Goals & Objectives Report By Department**

**FY 2016/17**

Department: ALL  
Report Month: April, May, June; Year: 2017

Goal ID	FY Start	Reporting Required	Division	Bus. Goal	Work Plan	Department Goal	Time Line	KPI	Assigned To	Note Month	Note Year	Status	Complete	Notes
195	FY 2016/17	Quarterly	Engineering, Planning and Science	D	Conduct research to find new methods to safely recharge more water into Chino Basin by June 2016	Complete the MWD Foundational Action Research Program and develop a tertiary injection research project plan to find new methods to safely recharge more water in to Chino Basin	Through June 2016 and Ongoing	Develop the plans	Sylvie Lee	May	2017	On Schedule	No	Researching current direct potable reuse projects, and participating in workshops with the State Water Resources Control Board with regards to the development of regulations for direct potable reuse.
196	FY 2016/17	Quarterly	Engineering, Planning and Science	D	Accelerate implementation of capital projects where appropriate to "drought proof" regional water supplies and optimize use of available federal and state grants and low interest rate financing	Accelerate implementation of "Drought Proof" projects to optimize use of federal and state grants and loans; develop the project list based on priority.	Continuous	Keep updated project list and be coordinated with member agencies	Sylvie Lee	May	2017	On Schedule	No	Phase 2 of the IRP is developing a Regional Projects List and Regional Single-Line Schematic as part of the initial effort. The Projects List will help project the long-term resiliency of the regions water supplies. The schematic will be expanded to model the ability to move water in the region.
196	FY 2016/17	Quarterly	Engineering, Planning and Science	D	Accelerate implementation of capital projects where appropriate to "drought proof" regional water supplies and optimize use of available federal and state grants and low interest rate financing	Accelerate implementation of "Drought Proof" projects to optimize use of federal and state grants and loans; develop the project list based on priority.	Continuous	Keep updated project list and be coordinated with member agencies	Sylvie Lee	August	2017	On Schedule	No	The Regional Projects List and Regional Single-Line Schematic for IRP Phase 2 has been completed. Analysis and discussions of listed projects and modeling with the schematic will occur in the fall.
196	FY 2016/17	Quarterly	Engineering, Planning and Science	D	Accelerate implementation of capital projects where appropriate to "drought proof" regional water supplies and optimize use of available federal and state grants and low interest rate financing	Accelerate implementation of "Drought Proof" projects to optimize use of federal and state grants and loans; develop the project list based on priority.	Continuous	Keep updated project list and be coordinated with member agencies	Sylvie Lee	August	2017	On Schedule	No	Analyzing input from member agencies regarding the project lists and infrastructure model. Drought projects were identified as part of the initial projects listing to help with drought resilience. Also developing a Regional Single-Line Schematic as part of the initial effort. The projects list will help project the long-term resiliency of the regions water supplies. The schematic will be expanded to model the ability to move water in the region.
271	FY 2016/17	Monthly	Engineering, Planning and Science	A	Initiate discussions to revise and renew the Regional Sewerage Service Contract set to expire in 2023 by January 2018	Collaborate with the Member agencies, JPAs, and the regional leaders on projects that can be partially funded by grant or SRF loan programs	Ongoing	Collaborating with IEUA and member agencies on preparing, submitting and monitoring grant and SRF loan applications for eligible projects.	Sylvie Lee	May	2017	On Schedule		A scope of work has been developed for Phase 2 of the Feasibility Study for the RW Intertie Project with Pomona, MVWD and IEUA. Additional alternatives will be explored, as well as groundwater modeling for the potential locations.
271	FY 2016/17	Monthly	Engineering, Planning and Science	A	Initiate discussions to revise and renew the Regional Sewerage Service Contract set to expire in 2023 by January 2018	Collaborate with the Member agencies, JPAs, and the regional leaders on projects that can be partially funded by grant or SRF loan programs	Ongoing	Collaborating with IEUA and member agencies on preparing, submitting and monitoring grant and SRF loan applications for eligible projects.	Sylvie Lee	August	2017	On Schedule		Phase 2 of the Feasibility Study for the RW Intertie Project with Pomona, MVWD and IEUA has been awarded to Carollo Engineers. Phase 2 will be kicked off in August 2017 where additional alternatives will be explored, and groundwater modeling will be conducted to identify potential facility locations.

EXHIBIT B

Business Goals & Objectives Report By Department

FY 2016/17

Department: ALL  
Report Month: April, May, June; Year: 2017

Goal ID	FY Start	Reporting Required	Division	Bus. Goal	Work Plan	Department Goal	Time Line	KPI	Assigned To	Note Month	Note Year	Status	Complete	Notes
<b>Planning and Environmental Compliance (cont.)</b>														
272	FY 2016/17	Monthly	Engineering, Planning and Science	A	Advocate for continued receipt of property taxes and optimize grants and other funding sources to support Agency and regional investments	Recommend and pursue new grant awards/opportunities to diversify revenue.	Ongoing	Grants Opportunities announcements to Agency departments and member agencies.	Sylvie Lee	May	2017	On Schedule		The department is preparing a list of potential Title XVI projects for Water Reclamation & Reuse for long-term grant planning.
272	FY 2016/17	Monthly	Engineering, Planning and Science	A	Advocate for continued receipt of property taxes and optimize grants and other funding sources to support Agency and regional investments	Recommend and pursue new grant awards/opportunities to diversify revenue.	Ongoing	Grants Opportunities announcements to Agency departments and member agencies.	Sylvie Lee	August	2017	On Schedule		The department is submitting Prop 1 allocation for WSIP and Title XVI for recycled water
278	FY 2016/17	Annual	Engineering, Planning and Science	C	Identify and participate in organizations that advance the Agency's mission, vision, and key initiatives	Participate in local and regional meetings such as CASA, SCAP, Water Reuse, SCWC, CWEA, and ACWA, to advance the Agency's mission, vision and key initiatives.	Continuous	Attend at regular meetings	Sylvie Lee	May	2017	On Schedule		Staff is actively participating in meetings, workshops, conferences, task forces, and attending seminars to track issues as they relate to the Agency's short- and long-term goals.
278	FY 2016/17	Annual	Engineering, Planning and Science	C	Identify and participate in organizations that advance the Agency's mission, vision, and key initiatives	Participate in local and regional meetings such as CASA, SCAP, Water Reuse, SCWC, CWEA, and ACWA, to advance the Agency's mission, vision and key initiatives.	Continuous	Attend at regular meetings	Sylvie Lee	August	2017	On Schedule		Staff is actively participating in meetings, workshops, conferences, task forces, and attending seminars to track issues as they relate to the Agency's short- and long-term goals.
279	FY 2016/17	Quarterly	Engineering, Planning and Science	C	Promote regional projects and initiatives to boost business and industry relocations and promote economic development in the regiona	Promote local initiatives; consider and recognize the business impacts when developing regulations, policies, and planning documents	Continuous	Maintain the schedules as established in the regulations, policies and planning documents	Sylvie Lee	August	2017	On Schedule		Staff in process of evaluating the Exhibit J sewer fee calculation methodology, which will modernize the calculations.
279	FY 2016/17	Quarterly	Engineering, Planning and Science	C	Promote regional projects and initiatives to boost business and industry relocations and promote economic development in the regiona	Promote local initiatives; consider and recognize the business impacts when developing regulations, policies, and planning documents	Continuous	Maintain the schedules as established in the regulations, policies and planning documents	Sylvie Lee	May	2017	On Schedule		Staff in process of evaluating the Exhibit J sewer fee calculation methodology, which will modernize the calculations. SL
280	FY 2016/17	Monthly	Engineering, Planning and Science	C	Provide timely updates to the Regional Committees and the IEUA Board on long term planning needs	Provide regular updates to the Regional Committees and IEUA Board on long term planning needs.	Continuous	Provide monthly/ quarterly/annual updates as needed.	Sylvie Lee	May	2017	On Schedule		Updates have been provided on planning issues through the quarter. SL
280	FY 2016/17	Monthly	Engineering, Planning and Science	C	Provide timely updates to the Regional Committees and the IEUA Board on long term planning needs	Provide regular updates to the Regional Committees and IEUA Board on long term planning needs.	Continuous	Provide monthly/ quarterly/annual updates as needed.	Sylvie Lee	August	2017	On Schedule		Updates have been provided on planning issues through the quarter
283	FY 2016/17	Quarterly	Engineering, Planning and Science	D	Advocate for ordinances requiring use of permeable pavement in new parking lots	Work with member agencies to develop ordinances, programs, and initiatives to promote storm water capture.	June 2016 Ongoing	Ongoing development of programs, plans, and policies to support storm water capture	Sylvie Lee	August	2017	On Schedule		Participating in SB County stormwater management plan, including projects that promote LID is ongoing.

EXHIBIT B

Business Goals & Objectives Report By Department

FY 2016/17

Department: ALL  
Report Month: April, May, June: Year: 2017

Goal ID	FY Start	Reporting Required	Division	Bus. Goal	Work Plan	Department Goal	Time Line	KPI	Assigned To	Note Month	Note Year	Status	Complete	Notes
<b>Planning and Environmental Compliance (cont.)</b>														
283	FY 2016/17	Quarterly	Engineering, Planning and Science	D	Advocate for ordinances requiring use of permeable pavement in new parking lots	Work with member agencies to develop ordinances, programs, and initiatives to promote storm water capture.	June 2016 Ongoing	Ongoing development of programs, plans, and policies to support storm water capture	Sylvie Lee	May	2017	On Schedule		Participating in SB County stormwater management plan, including projects that promote LID.
284	FY 2016/17	Semi-Annual	Engineering, Planning and Science	D	Optimize IEUAs use of potable and recycled water by July 2016	Optimize IEUA's use of potable and recycled water by completion of the recommended updates of the Recycled Water Program Strategy (RWPS).	June 2016 Ongoing	Adopt the RWPS	Sylvie Lee	August	2017	On Schedule		RWPS complete. Agency submitting Prop 1 WSIP for RW injection and Title XVI to go beyond RWPS recommendations.
289	FY 2016/17	Annual	Engineering, Planning and Science	D	Conduct research to find new methods to safely recharge more water into Chino Basin by June 2016	Develop and implement the Recycled Water Peak Demand Management Plan to optimize efficient use of recycled water. Work with member agencies to encourage new developments to connect to recycled water.	Continuous	Continuous dialogue with member agencies and through customers as needed to connect new customers and support demand management initiatives.	Sylvie Lee	August	2017	On Schedule		Ongoing. Coordinated discussions with operations, local agencies, and customers.
295	FY 2016/17	Quarterly	Engineering, Planning and Science	F	Develop a communication plan to promote being a good neighbor	Develop a communication plan to neighboring businesses of odor performance monitoring.	Continuous	Periodic/as needed monitoring performed	Sylvie Lee	May	2017	On Schedule		Staff is drafting a report to present information collected
295	FY 2016/17	Quarterly	Engineering, Planning and Science	F	Develop a communication plan to promote being a good neighbor	Develop a communication plan to neighboring businesses of odor performance monitoring.	Continuous	Periodic/as needed monitoring performed	Sylvie Lee	August	2017	On Schedule		Perform quarterly odor survey at all facilities. PC
296	FY 2016/17	Quarterly	Engineering, Planning and Science	F	Develop a communication plan to promote being a good neighbor	Assist Operations and External Affairs with odor complaint investigations and assist with mitigation.	Continuous	Provide support as needed	Sylvie Lee	August	2017	On Schedule		Perform odor monitoring, as needed to assist Operations, External Affairs during complaints investigation and mitigation. PC
296	FY 2016/17	Quarterly	Engineering, Planning and Science	F	Develop a communication plan to promote being a good neighbor	Assist Operations and External Affairs with odor complaint investigations and assist with mitigation.	Continuous	Provide support as needed	Sylvie Lee	May	2017	On Schedule		Perform odor monitoring, as needed to assist Operations, External Affairs during complaints investigation and mitigation.
297	FY 2016/17	Quarterly	Engineering, Planning and Science	F	Lead efforts to advocate for emerging trends and proposed changes to rules and regulations	Actively participate in the legislative process through advice letters and comments	Continuous	Actively participate and submit comments/letters as issues arise through ACWA, WasteReuse, SCAP.	Sylvie Lee	August	2017	On Schedule		Provided comments to External Affairs regarding P&ER's legislative priorities. Continuous.
297	FY 2016/17	Quarterly	Engineering, Planning and Science	F	Lead efforts to advocate for emerging trends and proposed changes to rules and regulations	Actively participate in the legislative process through advice letters and comments	Continuous	Actively participate and submit comments/letters as issues arise through ACWA, WasteReuse, SCAP.	Sylvie Lee	May	2017	On Schedule		Provided comments to External Affairs regarding P&ER's legislative priorities. Continuous. SL

Business Goals & Objectives Report By Department

FY 2016/17

Department: ALL  
 Report Month: April, May, June; Year: 2017

Goal ID	FY Start	Reporting Required	Division	Bus. Goal	Work Plan	Department Goal	Time Line	KPI	Assigned To	Note Month	Note Year	Status	Complete	Notes
299	FY 2016/17	Annual	Engineering, Planning and Science	F	Develop a regionally focused Comprehensive Mitigation Plan for construction projects by July 2016	Complete a Santa Ana River Multi Species Habitat Conservation Plan (SAR-MSHCP) and develop a long-term strategy for mitigation for other regional projects.	June 2017	Adopt the SAR-MSHCP by June 2017	Sylvie Lee	May	2017	Behind Schedule		SAR HCP schedule has been prolonged through July 2018 for draft; 2019 for final adoption. Activity impact assessment and discussions about how to establish the mitigation sites are underway.
299	FY 2016/17	Annual	Engineering, Planning and Science	F	Develop a regionally focused Comprehensive Mitigation Plan for construction projects by July 2016	Complete a Santa Ana River Multi Species Habitat Conservation Plan (SAR-MSHCP) and develop a long-term strategy for mitigation for other regional projects.	June 2017	Adopt the SAR-MSHCP by June 2017	Sylvie Lee	August	2017	Behind Schedule		SAR HCP schedule has been prolonged through July 2018 for draft; 2019 for final adoption. The SAR MSHCP team is continuing technical work to model impacts of all proposed covered activities. On a parallel track, the Santa Ana River Model is being developed. The SAR Model will be used to predict interactions between surface water flows and groundwater basins that feed into the Santa Ana River, and will have the capability to analyze future projects that are not included in the HCP. Projects included as covered activities in the SAR HCP include all existing groundwater recharge basins for operation and maintenance, as well as projects and proposed diversions listed in the 2013 RMPU.

**Inland Empire Utilities Agency  
Inter-Departmental / Division Transfers FY 2016/2017  
Budget Transfer**

Fund	Date	O&M Transfer From	Category	Amt Transfer Out	O&M Transfer To	Category	Amount Transfer In	Description	QTR
10200	3/28/17	521050	Contract Materials	\$15,000	512010	Office Supplies - General	\$15,000	Transfer for agency wide janitorial supplies and office supplies. Budget was setup through CAP and wasn't increased to account for staffing and usage.	4
10200	5/18/17	520980	Prof Svcs - Other	\$15,000	511230	Travel - Transport	\$15,000	Transfer to cover expenses for temporary support	4
10200	5/18/17	520980	Prof Svcs - Other	\$2,500	513020	Conference Expenses	\$2,500	Transfer to cover expenses for temporary support	4
10200	5/18/17	520980	Prof Svcs - Other	\$2,500	511290	Travel - Costs - Other	\$2,500	Transfer to cover expenses for temporary support	4
10200	6/15/17	521410	Computer Systems Maintenance	\$10,000	512520	Computer Software	\$10,000	Transfer to complete year end purchases for software licensing and training.	4
10200	6/22/17	512010	Office Supplies - Gen	\$4,000	512610	Equipment - Office	\$4,000	Transfer for spare and maintenance items to ensure the back-up generation control system functions correctly.	4
10300	5/10/17	545350	Telemetry	\$3,000	521010	Contract Labor	\$3,000	Transfer from unspent funds in utilities to cover basin maintenance.	4
10300	5/10/17	545340	Network	\$1,000	521010	Contract Labor	\$1,000	Transfer from unspent funds in utilities to cover basin maintenance.	4
10300	5/10/17	545320	Telephone	\$1,000	521010	Contract Labor	\$1,000	Transfer from unspent funds in utilities to cover basin maintenance.	4
10300	5/10/17	545110	Electricity	\$25,000	521010	Contract Labor	\$25,000	Transfer from unspent funds in utilities to cover basin maintenance.	4
10300	5/25/17	519310	GWR Op Permits & Lic	\$6,000	521080	GWR Contract Svcs	\$6,000	Transfer to provide funds for Banana Basin infiltration restoration work that needs to be completed.	4
10500	5/9/17	521080	Other Contract Svcs	\$1,000	519310	Operating Permits & Lic	\$1,000	Transfer for unexpected costs related to a business name change on the AQMD permit for Philly Lift Station.	4
10508	4/24/17	555010	Interest Expense - Bonds	\$596,265	555010	Interest Expense - Bonds	\$596,265	Transfer from the 2008A Bond interest accounts to the 2017A Bond interest accounts to record interest expense for the remainder of the current fiscal year	4
10508	6/13/17	555010	Interest Expense - Bonds	\$8,450	555010	Interest Expense - Bonds	\$8,450	Transfer from 2008A Bond Interest Account to fund legal cost of issuance expense in relation to the 2017A bond issuance.	4
10600	5/30/17	521010	Contract Labor	\$15,000	512160	Lab Supplies	\$15,000	Transfer due to GRW samples collected throughout quarter instead of collected the first month of the quarter, resulting in lab's unanticipated use of additional chemicals to analyse smaller batches of samples.	4
10608	4/24/17	555010	Interest Expense - Bonds	\$596,265	555010	Interest Expense - Bonds	\$596,265	Transfer from the 2008A Bond interest accounts to the 2017A Bond interest accounts to record interest expense for the remainder of the current fiscal year	4
10608	6/13/17	555010	Interest Expense - Bonds	\$34,560	555010	Interest Expense - Bonds	\$34,560	Transfer from 2008A Bond Interest Account to fund legal cost of issuance expense in relation to the 2017A bond issuance.	4
10800	4/19/17	545230	Fuel Cell Power	\$70,000	530028	Polymer	\$70,000	Transfer due to a shortage of funds for chemicals due to more requirements because of the amount of rainfall and other reasons	4
10800	4/19/17	545230	Fuel Cell Power	\$28,000	530012	Alum	\$28,000	Transfer due to a shortage of funds for chemicals due to more requirements because of the amount of rainfall and other reasons	4
10800	4/19/17	545230	Fuel Cell Power	\$38,000	530016	Sodium Hypochlorite	\$38,000	Transfer due to a shortage of funds for chemicals due to more requirements because of the amount of rainfall and other reasons	4
10800	4/19/17	545230	Fuel Cell Power	\$36,000	530020	Sodium Bisulfate	\$36,000	Transfer due to a shortage of funds for chemicals due to more requirements because of the amount of rainfall and other reasons	4

**Inland Empire Utilities Agency  
Inter-Departmental / Division Transfers FY 2016/2017  
Budget Transfer**

Fund	Date	O&M Transfer From	Category	Amt Transfer Out	O&M Transfer To	Category	Amount Transfer In	Description	QTR
10800	4/19/17	545230	Fuel Cell Power	\$250,000	521010	Contract Labor	\$250,000	Transfer to cover professional fees and services for maintenance related work on RP-5 Biofilter, CCWRF hydropneumatic tank, and other minor maint. work	4
10800	4/19/17	521080	Other Contract Svcs	\$150,000	530028	Polymer	\$150,000	Transfer due to a shortage of funds for chemicals due to more requirements because of the amount of rainfall and other reasons	4
10800	5/31/17	545230	Fuel Cell Power	\$335,000	512170	O&M Supplies	\$335,000	Transfer to cover expenses for parts and equipment necessary for continued reliable operations of RP-5, CCWRF, and RP-2.	4
10800	6/7/17	526520	Transport to RCA	\$2,200	545370	Water	\$2,200	Transfer due to line breaks.	4
10800	6/7/17	526520	Transport to RCA	\$2,200	521010	Contract Labor	\$2,200	Transfer due to Headworks overflow.	4
10800	6/7/17	526520	Transport to RCA	\$5,028	526130	Residuals Disposal	\$5,028	Transfer to cover CCWRF Residuals Disposal.	4
10800	6/7/17	521010	Contract Labor	\$4,268	545370	Water	\$4,268	Transfer from contract labor to water g/l as line item is currently over budget.	4
10808	4/24/17	555010	Interest Expense - Bonds	\$74,565	555010	Interest Expense - Bonds	\$74,565	Transfer from the 2008A Bond interest accounts to the 2017A Bond interest accounts to record interest expense for the remainder of the current fiscal year	4
10808	6/13/17	555010	Interest Expense - Bonds	\$5,060	555010	Interest Expense - Bonds	\$5,060	Transfer from 2008A Bond Interest Account to fund legal cost of issuance expense in relation to the 2017A bond issuance.	4
10908	4/24/17	555010	Interest Expense - Bonds	\$596,265	555010	Interest Expense - Bonds	\$596,265	Transfer from the 2008A Bond interest accounts to the 2017A Bond interest accounts to record interest expense for the remainder of the current fiscal year	4
10908	6/13/17	555010	Interest Expense - Bonds	\$40,460	555010	Interest Expense - Bonds	\$40,460	Transfer from 2008A Bond Interest Account to fund legal cost of issuance expense in relation to the 2017A bond issuance.	4
<b>Total O&amp;M Transfers Out</b>				<b>\$2,973,586</b>	<b>Total O&amp;M Transfers In</b>		<b>\$2,973,586</b>		

Fund	Date	Project	Project Description	Amt Transfer Out	Project	Project Description	Amt Transfer In	Justification	QTR
10700	3/29/17	WR16025	WW Planning Documents	\$19,260	WR15022	Water Use Assessments	\$19,260	Transfer to backfill expenses paid out of WR15022	4
10700	3/29/17	521080	Other Contract Svcs	\$115	WR15022	Water Use Assessments	\$115	Transfer to backfill expenses paid out of WR15022	4
10700	3/29/17	515030	Contributions/Sponsors hips	\$1,800	WR15022	Water Use Assessments	\$1,800	Transfer to backfill expenses paid out of WR15022	4
<b>Total Project Transfers Out</b>				<b>\$21,175</b>	<b>Total Project Transfers In</b>		<b>\$21,175</b>		

**Inland Empire Utilities Agency  
FY 2016/17 GM Contingency Account Activity**

Exhibit C-2

Date	Description	Account/Project No.	Requestor	GM Contingency		Balance
				Budget	Transfers	
7/1/2016	FY 2016/17 Adopted budget	RO Fund 10800-112100-501000-519010		\$400,000		\$400,000
9/27/2016	Transfer to cover unforeseen clean-up and abatement fees	RO Fund 10800-112100-501000-520210	A. Woodruff		\$20,000	\$380,000
10/17/2016	Transfer to cover unforeseen clean-up and abatement fees	RO Fund 10800-112100-501000-520210	A. Woodruff		\$30,000	\$350,000
11/10/2016	Transfer to cover unforeseen clean-up and abatement fees	RO Fund 10800-112100-501000-520210	A. Woodruff		\$60,000	\$290,000
3/28/2016	Transfer to cover unforeseen general legal expenses	RO Fund 10800-112100-501000-519010	A. Woodruff		\$110,000	\$180,000
<b>RO Fund GM Contingency</b>				<b>\$400,000</b>	<b>\$220,000</b>	<b>\$180,000</b>
7/1/2016	FY 2016/17 Adopted budget	GG Fund 10200-112100-100000-519010		\$300,000		\$300,000
8/31/2016	Transfer to cover the purchase of computers for new staff in External Affairs	GG Fund 10200-146100-105000-980000	K. Besser		\$3,700	\$296,300
12/15/2016	Transfer to cover the purchase of IEUA shirts for employees	GG Fund 10200-120100-100000-511310	S. Bhojani		\$8,900	\$287,400
6/8/2017	Transfer to cover Banana Basin infiltration restoration	GG Fund 10300-161101-410000-521080	R. Mykitta		\$21,000	\$266,400
6/20/2017	Transfer to Legal under RC Fund to cover Regional Contract negotiations	GG Fund 10900-112100-500000-520210	A. Woodruff		\$42,000	\$224,400
6/20/2017	Transfer to Legal under GG Fund to cover general legal expenses	GG Fund 10200-112100-100000-520210	A. Woodruff		\$80,000	\$144,400
6/28/2017	Transfer to pay for annual California Data Collaborative membership	GG Fund 10200-112100-100000-514010	S. Lee		\$27,500	\$116,900
<b>GG Fund GM Contingency</b>				<b>\$300,000</b>	<b>\$183,100</b>	<b>\$116,900</b>
<b>GM CONTINGENCY GRAND TOTAL</b>				<b>\$700,000</b>	<b>\$403,100</b>	<b>\$296,900</b>

cc: Joe Grindstaff, Christina Valencia





**Inland Empire Utilities Agency  
Changes in Total Project Budgets: Inter-Departmental/Division Transfers FY 2016/17**

**Exhibit D**

Fund	Capital or Spec Proj?	Transfer Date	Total Proj Budget Change (Y/N)?	Annual Proj Budget Change (Y/N)?	New Proj? (Y/N)	Project Number	Project Title	Adopted Total Project (TP) Budget	Prior TP Changes in Current FY	Current Total Project Budget	Amt. of Transfer In / (Out)	New TP Budget	Annual Project Budget	Annual Proj. Budget Change	New Annual Project Budget	Project Transferred To/(From)	Justification
10500	O&M Proj	5/25/17	Yes	Yes	Yes	EN17074	NRW Pressure Pipeline Condition Assessment	\$0	\$0	\$0	\$12,500	\$12,500	\$0	\$12,500	\$12,500	(O&M: 512170; 521050)	Transfer from O&M categories O&M Supplies and Contract Materials to create new project, EN17074, to complete a condition assessment on the NRW pipeline and draft a pre-design report to inspect the pipeline, which needs to be done every two years.
<b>Subtotal Non-Reclaimable Wastewater (NC):</b>								<b>\$0</b>				<b>\$12,500</b>	<b>\$0</b>		<b>\$12,500</b>		
10600	O&M Proj	6/6/17	Yes	Yes	No	EN17020	WC On-Call Operations & Maintenance Support	\$250,000	\$0	\$250,000	(\$75,000)	\$175,000	\$217,000	(\$75,000)	\$142,000	EN17051	Transfer to EN17051 to replace three additional valves as part of the CCWRF Valve Replacement project due to unforeseen conditions.
						EN17051	CCWRF Valve Replacement	\$250,000	\$0	\$250,000	\$75,000	\$325,000	\$250,000	\$75,000	\$325,000	(EN17020)	
<b>Subtotal Recycled Water (WC):</b>								<b>\$500,000</b>				<b>\$500,000</b>	<b>\$467,000</b>		<b>\$467,000</b>		
10900	O&M Proj	4/17/17	Yes	No	Yes	EN17021	RC On-Call Operation and Maintenance	\$250,000	\$0	\$250,000	(\$25,000)	\$225,000	\$250,000	(\$25,000)	\$225,000	EN17077	Transfer to create new project, EN17077, to perform a condition assessment with the design recommendations for constructing emergency diversion at the San Bernardino Lift Station.
						EN17077	San Bernardino Lift Station Emergency Diversion System	\$0	\$0	\$0	\$25,000	\$25,000	\$0	\$25,000	\$25,000	(EN17021)	
<b>Subtotal Regional Capital (RC):</b>								<b>\$250,000</b>				<b>\$250,000</b>	<b>\$250,000</b>		<b>\$250,000</b>		

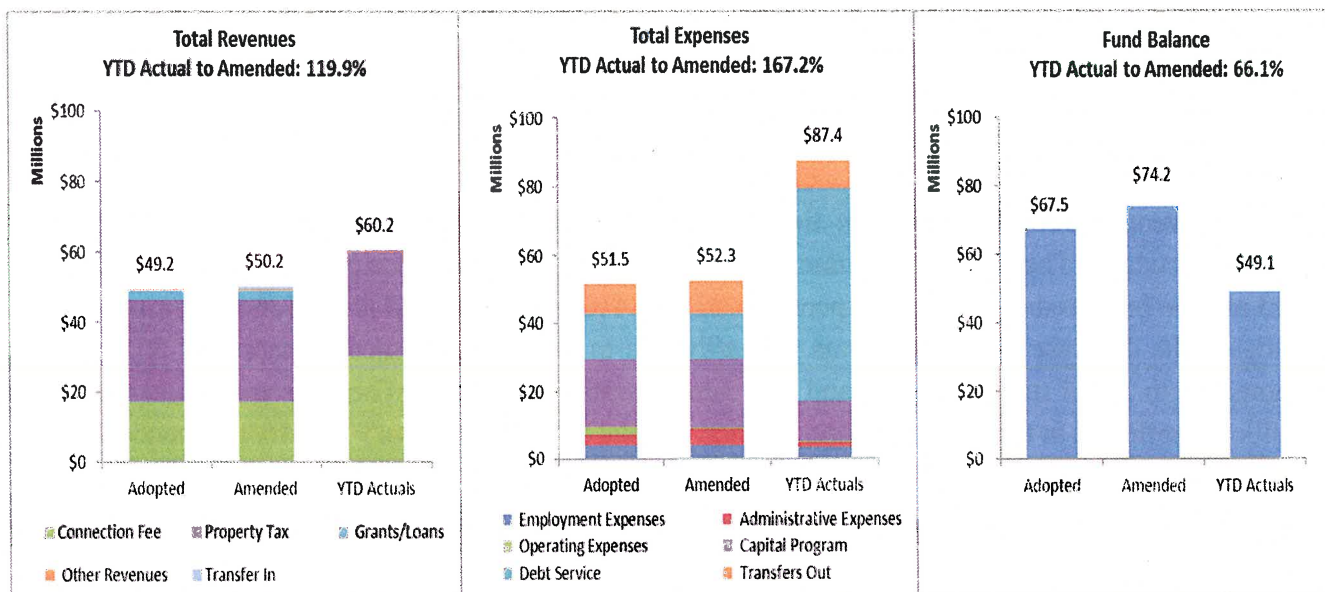
O&M Total Project Budget		O&M Total Project Budget		Total Annual O&M Project Budget	
Adopted	Amended	Adopted	Amended	Adopted	Amended
\$750,000	\$762,500	\$717,000	\$729,500		

Total Capital and O&M Project Transfers:	\$584,000
Total Project Budget Change - Capital:	\$189,000
Total Project Budget Change - O&M Proj:	\$12,500
Total Project Budget - Net Change:	<u>\$201,500</u>

**Financial Overview of Agency’s Programs  
 FY 2016/17 quarter ended June 30, 2017  
 Total Revenues, Expenses, and Fund Balance  
 (Unaudited)**

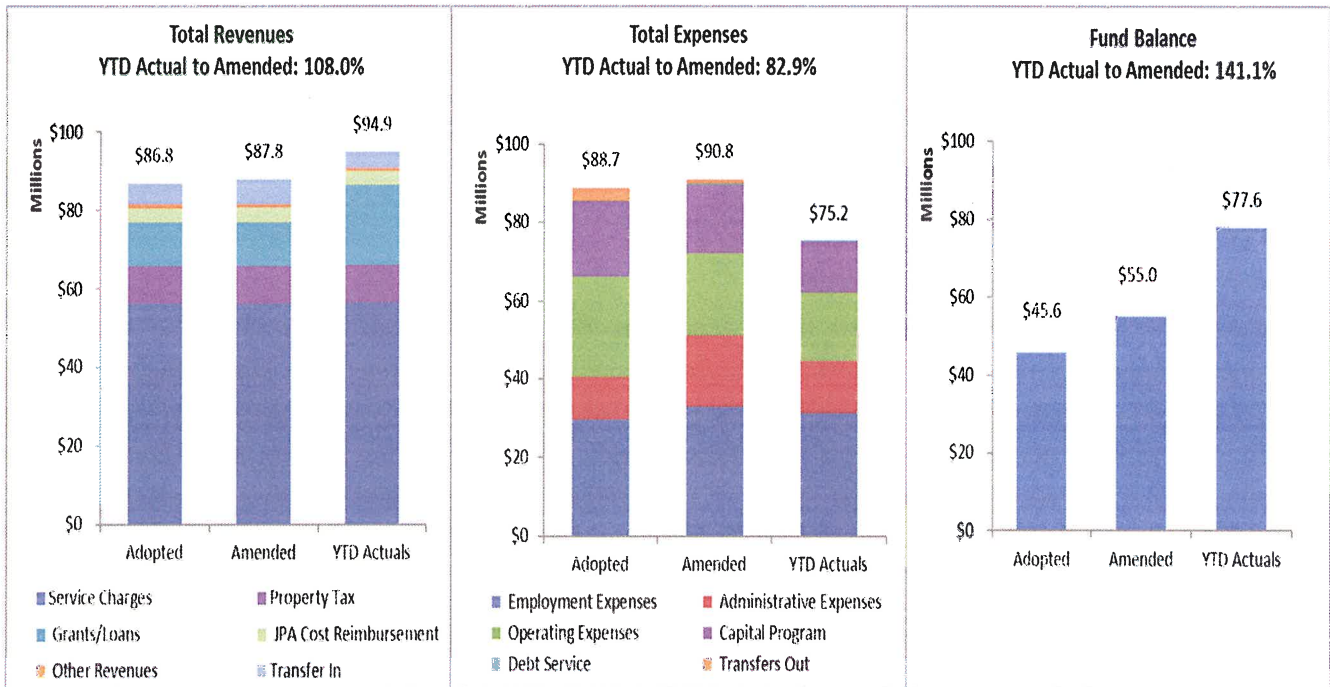
***Regional Wastewater Capital Improvement Fund***

Actual revenues through the end of fiscal year were \$60.2 million compared to the \$50.2 million amended budget. The increase was due to higher connection fee revenues. The actual expenses were \$87.4 million compared to the \$52.3 million amended budget. The increase in expenses was mainly due to the \$50 million partial refunding of the 2008A bonds in January 2017 and slightly offset with low capital project and administrative spending. The aggregate change of \$25.1 million is reflected in the unaudited ending fund balance. A total of \$1.5 million of FY 2016/17 amended budget was identified to be carried forward to FY 2017/18.



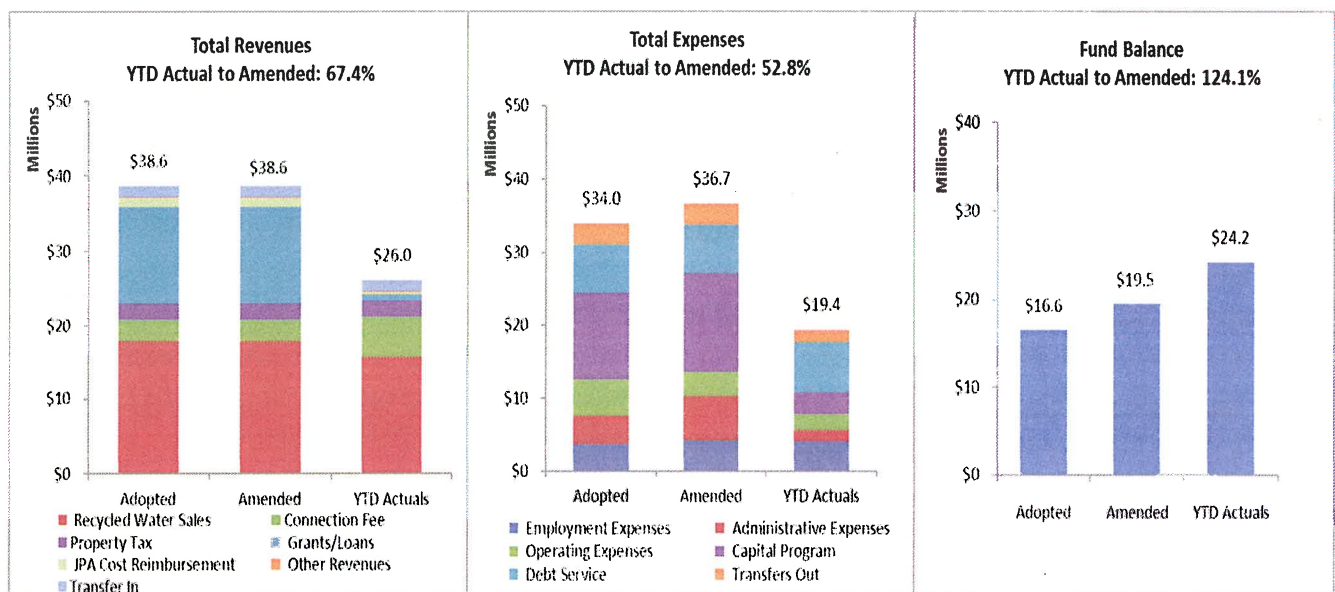
***Regional Wastewater Operations and Maintenance Fund***

Actual revenues through the end of fiscal year were \$94.9 million compared to the \$87.8 million amended budget. The increase in revenue was due to higher grant receipts for the Plume project. The actual expenses were \$75.2 million compared to the \$90.8 million amended budget. The decrease in expenses was due to the timing of execution of O&M and capital replacement and rehabilitation projects. The aggregate change of \$22.6 million is reflected in the unaudited fund balance. A total of \$3.5 million of FY 2016/17 amended budget was identified to be carried forward to FY 2017/18.



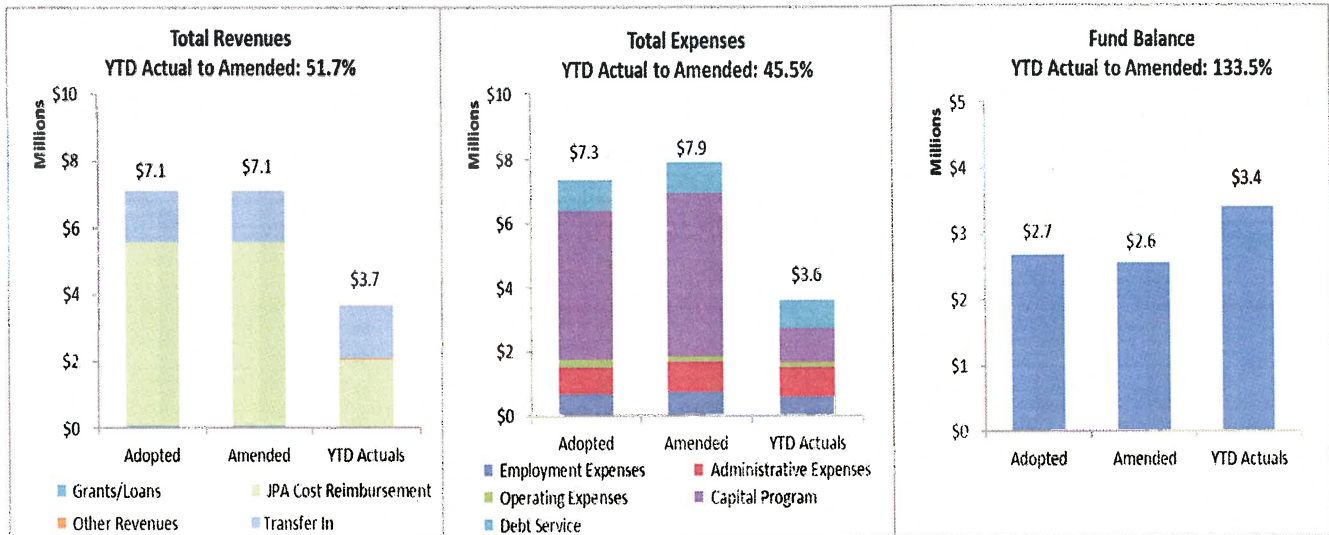
**Recycled Water Fund**

Actual revenues through the end of fiscal year were \$26.0 million compared to the \$38.6 million amended budget. The decrease was due to lower grants and loan proceeds of \$0.8 million compared to \$13 million budgeted. The actual expenses were \$19.4 million compared to the \$36.7 million amended budget. The decrease in expenses was primarily due to low capital project expenses of \$3.0 million compared to \$13.6 million budget and low administrative expenses. The aggregate change of \$4.7 million is reflected in the unaudited fund balance. A total of \$1.9 million of FY 2016/17 amended budget was identified to be carried forward to FY 2017/18.



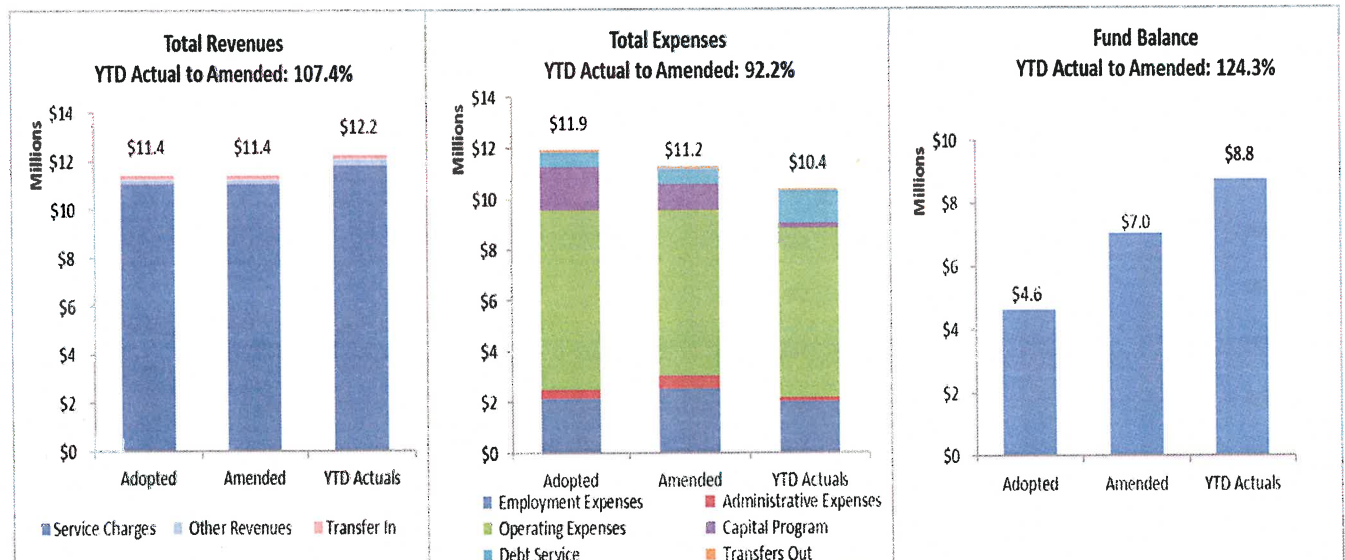
### Recharge Water Fund

Actual revenues through the end of fiscal year were \$3.7 million compared to the \$7.1 million amended budget. The decrease in revenues was mainly due to low project reimbursement of \$1.1 million compared to \$4.5 million budgeted. The actual expenses were \$3.6 million compared to the \$7.9 million amended budget. The decrease in expenses was mainly due to low operational spending & delays in capital project execution. The aggregate change of \$0.8 million is reflected in the unaudited fund balance. A total of \$339 thousand of FY 2016/17 amended budget was identified to be carried forward to FY 2017/18.



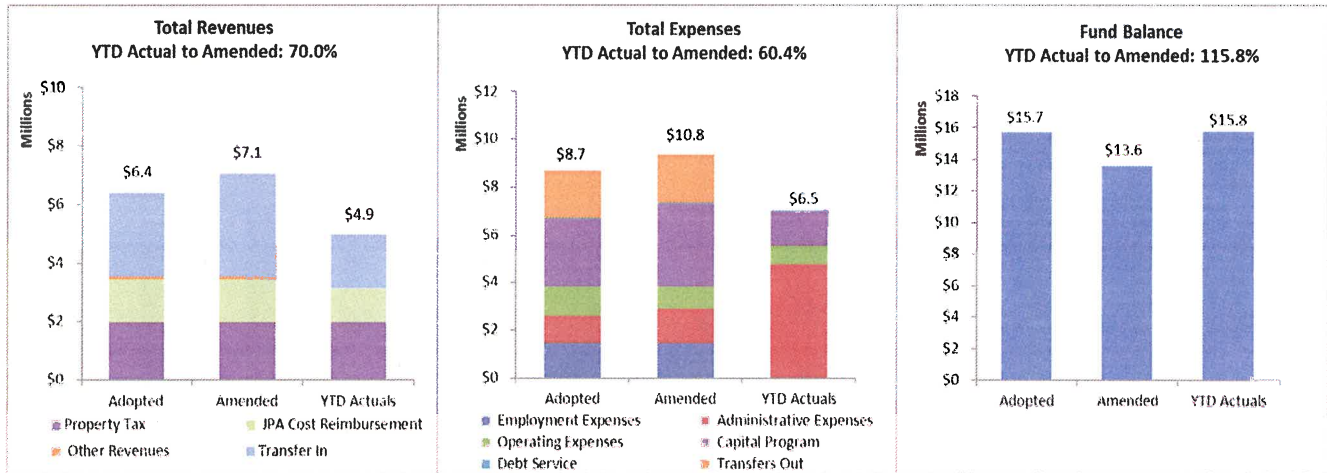
### Non-Reclaimable Wastewater Fund

Actual revenues through the end of fiscal year were \$12.2 million compared to the \$11.4 million amended budget. The increase in revenues was due to higher volumetric fees and capacity fees. The actual expenses were \$10.4 million compared to \$11.2 million amended budget. The decrease in expenses was mainly due to lower capital project expenditures of \$0.1 million compared to \$1.1 million budget. The aggregate change of \$1.8 million is reflected in the unaudited fund balance. A total of \$288 thousand of FY 2016/17 amended budget was identified to be carried forward to FY 2017/18.



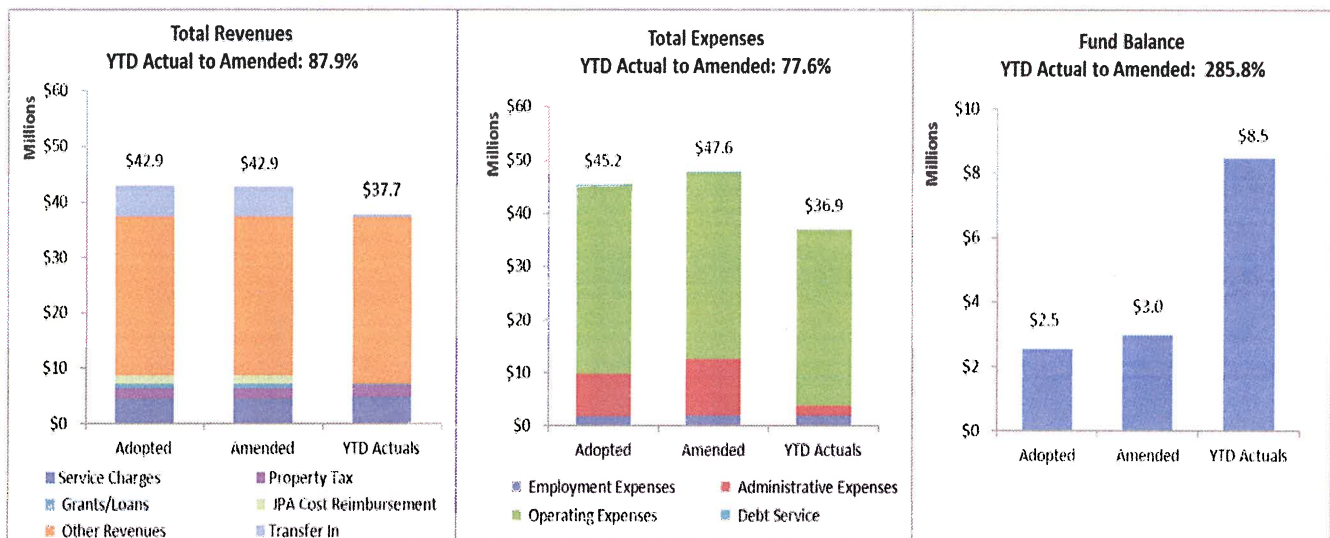
**Administrative Services Fund**

Actual revenues through the end of fiscal year were \$4.9 million compared to the \$7.1 million amended budget. The decrease in revenues was mainly due to lower capital support transfers of \$1.4 million compared to \$3.5 million budgeted. The actual expenses were \$6.5 million compared to the \$10.8 million amended budget. The decrease in expenses was due to lower capital spending of \$1.4 million compared to \$3.5 million and the \$2.0 million budgeted for operation support transfer did not occur to Water Resources fund. The aggregate change of \$2.2 million is reflected in the unaudited fund balance. A total of \$2.4 million of FY 2016/17 amended budget was identified to be carried forward to FY 2017/18.



**Water Resources Fund**


Actual revenues through the end of fiscal year were \$37.7 million compared to the \$42.9 million amended budget. The decrease in revenues was due to lower operational support transfer (\$0.5 million compared to \$5.5 million budgeted transfer from RO and GG fund). The actual expenses were \$36.9 million compared to the \$47.6 million amended budget. The decrease in expenses mainly due to lower spending in non-capital projects at \$1.3 million compared to \$9.8 million. The aggregate change of \$5.5 million is reflected in the unaudited fund balance. A total of \$4.1 million of FY 2016/17 amended budget was identified to be carried forward to FY 2017/18.



# FY 2016/17 Budget Variance Report

## Fiscal Year Ended June 30, 2017

### Board Meeting



# FY 2016/17 Consolidated Variance Summary

(\$ in Millions)				
Consolidated	FY 2016/17 Amended Budget	Fiscal Year Ended 6/30/17	Actual % of Amended Budget	
Total Sources of Funds	\$225.9	\$230.0	101.8%	
Total Uses of Funds	\$241.4	\$229.8	95.2%	
<b>Total Net Increase/(Decrease)</b>	<b>(\$15.5)</b>	<b>\$0.2</b>		
Beginning Fund Balance	\$187.1	\$187.1		
<b>Ending Fund Balance</b>	<b>\$171.6</b>	<b>\$187.3</b>		

# Sources of Funds Variance Highlights Actuals vs. Amended Annual Budget

## Below

- Grants and Loans: \$21.2M vs. \$28.0M annual budget
  - Delays in grant and loan reimbursements due to amendments to existing SRF loan agreement
- Recycled Water, \$13.7M vs. \$15.7M annual budget
  - 33,411 acre feet (AF) vs. 37,100 AF budgeted
  - Reduced demand due to wet winter season

## Above

- Wastewater/Water Connection Fees:  
\$35.7M vs. \$20.1M annual budget
  - 5,155 new Equivalent Dwelling Units (EDU) connections vs. 3,000 budgeted
  - 5,059 new water connections vs. 2,730 budgeted



# Uses of Funds Variance Highlights

## Actuals vs. Amended Annual Budget

### Below

- Capital Projects: \$30.6M vs. \$60.6M annual budget
  - Delayed project execution primarily due to changes in project schedules for the San Sevaine Basin Improvements and RP-5 related projects
- O&M Projects: \$14.6M vs. \$33.6M annual budget
  - Delays in SARCCUP and other water efficiency related projects
- Professional Fees & Services: \$7.0M vs, \$11.6M annual budget
  - Delays or deferral of contract materials & service execution

### Above and On Track

- Financial Expenses: \$71.7M vs annual budget of \$22.0M
  - Includes \$50.0M early payment for 2008A bond authorized by the Board in January 2017
- Employment Expenses: \$42.8M vs. \$42.6M annual budget
  - Includes \$7M contribution to other post-employment and pension unfunded liabilities



# Questions?



*The budget variance analysis report is consistent with the Agency's business goal of fiscal responsibility*

**INFORMATION  
ITEM**

**3B**

**Date:** September 20, 2017

**To:** The Honorable Board of Directors

**Committee:** Finance & Administration

*Chris M. for JH*

**From:** P. Joseph Grindstaff, General Manager

09/13/17

**Executive Contact:** Christina Valencia, Executive Manager of Finance & Administration/AGM

**Subject:** Treasurer's Report of Financial Affairs

---

**Executive Summary:**

For the month of July 2017, total cash, investments, and restricted deposits of \$182,648,442 reflects an increase of \$1,837,919 compared to the total of \$180,810,523 reported in June 2017. The slight increase was attributed to a \$2.9 million increase for wastewater connection fees which was partially offset by prepayment of the CalPERS unfunded accrued liability.

The average days of cash on hand for the month of July decreased from 300 days to 292 days as a result of a transfer of \$4.7 million to the restricted 2010A bond debt service account for the August 2017 payment. Not included in the days of cash on hand calculation are connection fees held by member agencies on behalf of the Agency. As of July 31, 2017 the member agency account balances was \$31.5 million.

The Agency's investment portfolio average rate in July 2017 was 1.116%, an increase of 0.058% compared to the June yield of 1.058%, this was due to an increase in yield across three of the Agency's investment accounts; Local Agency Investment Fund (LAIF) yield rose from 0.978% in June to 1.051%; and CalTrust and California Asset Management Program (CAMP) accounts each rose in yield by 0.07%. The July variable rate for the Agency's 2008B bonds was 0.818%.

---

**Staff's Recommendation:**

The Treasurer's Financial Affairs Report for the month ended July 31, 2017 is an informational item for the Board of Director's review.

---

**Budget Impact** *Budgeted (Y/N):* N *Amendment (Y/N):* N *Amount for Requested Approval:*

*Account/Project Name:*

**Fiscal Impact** *(explain if not budgeted):*

The interest earned on the Agency's investment portfolio increases the Agency's reserves.

**Prior Board Action:**

On August 16, 2017, the Board of Directors approved the Treasurer's Financial Affairs Report for the month ended June 2017.

---

**Environmental Determination:**

Not Applicable

---

**Business Goal:**

The Financial Affairs report is consistent with the Agency's Business Goal of Fiscal Responsibility in providing financial reporting that accounts for cash and investment activities to fund operating requirements and to optimize investment earnings.

---

**Attachments:**

Attachment 1- Background

Attachment 2- PowerPoint

Attachment 3 - July 2017 Financial Affairs Report

## Background

---

Subject: Treasurer's Report of Financial Affairs


---

The Treasurer's Report of Financial Affairs for the month ended July 31, 2017 is submitted in a format consistent with State requirements. The monthly report denotes investment transactions that have been executed in accordance with the criteria stated in the Agency's Investment Policy (Resolution No. 2017-4-1) with one noted exception. As of July 31, 2017, the medium-term note portfolio was 10.5% which exceeds the 10% allowable threshold established under the Agency's Investment Policy

The medium-term notes portfolio exceeded the 10% threshold defined in the Investment Policy but below the 30% threshold established under the California Government Code (CGC). This exception was initially reported in May 2017 on the March Financial Affairs Report, a recommendation was made to approve the medium-term investments and to allow for those investments to be held until maturity.

# Treasurer's Report of Financial Affairs for July 31, 2017

Board Meeting



# Report of Financial Affairs

## Liquidity

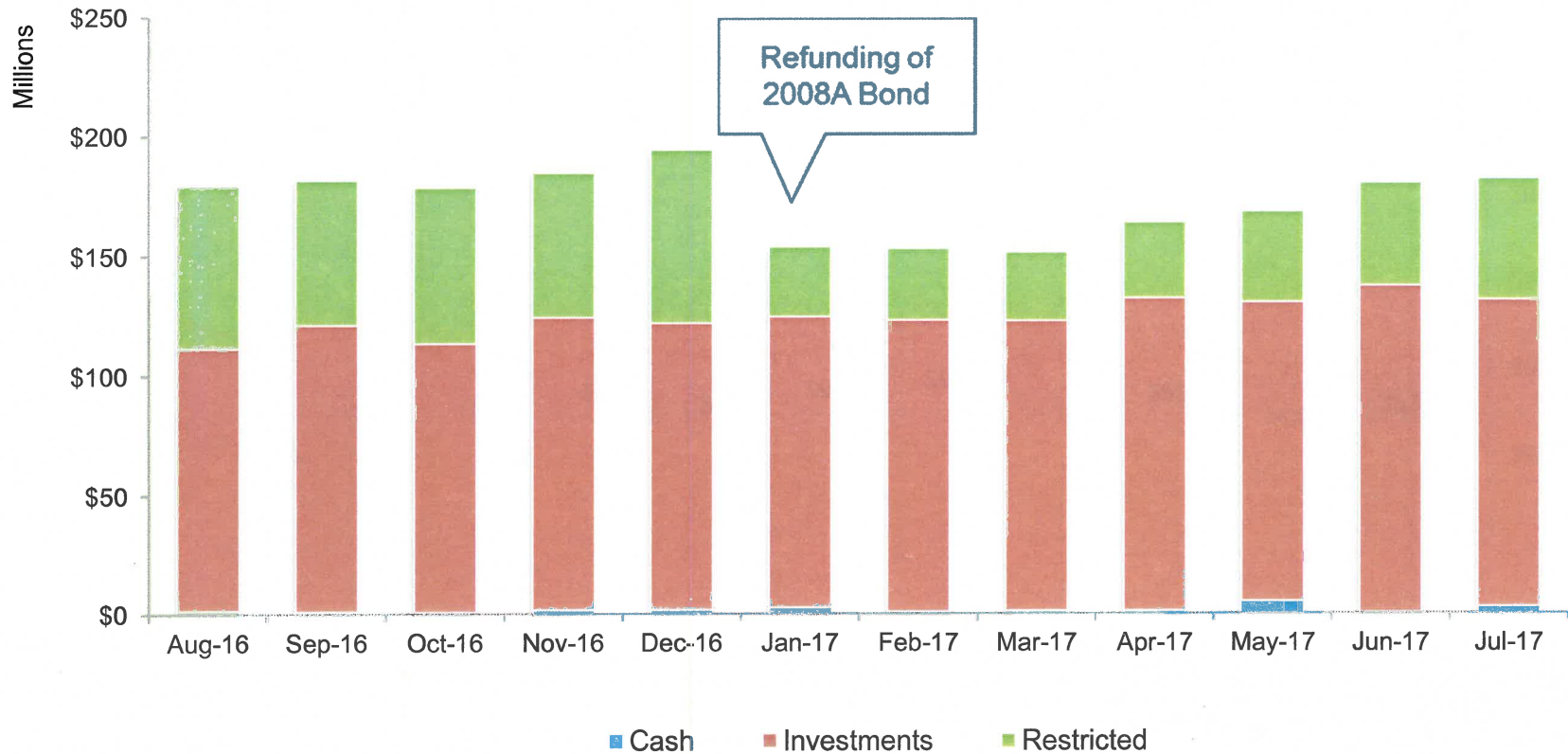
Description	July 2017 (\$ million)	June 2017 (\$ million)	Increase (Decrease) (\$ million)
Total Cash, Investments, and Restricted Deposits	\$182.6	\$180.8	\$1.8
Total Investment Portfolio	\$129.1	\$137.4	(\$8.3)
Investment Portfolio Yield	1.116%	1.058%	0.058%
Weighted Average Duration (years)	0.79	0.84	(0.05)
Average Cash on Hand (days)	292	300	(4)

## Portfolio

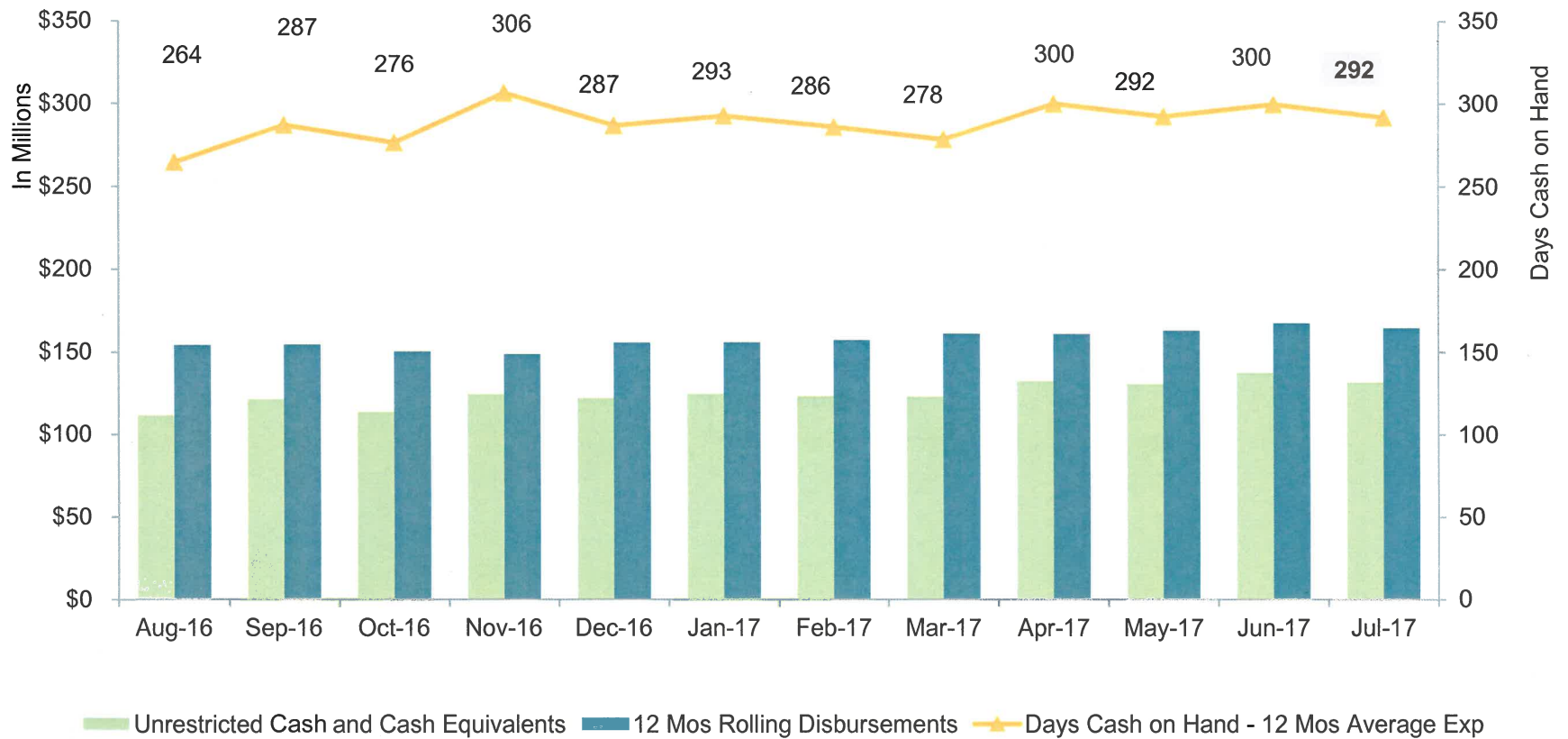
Authorized Investments	Allowable Threshold (\$ million or %)	Investment Value as of July 31, 2017				Average Yield	Portfolio % (Unrestricted)
		Under 1 Year	1 – 3 Years	Over 3 Years	Total		
LAIF	\$65	\$33.2			\$33.2	1.05%	25.7%
CalTrust	n/a	\$10.2	\$ 6.0		\$16.2	1.23%	12.5%
CAMP	n/a	\$18.2			\$18.2	1.12%	14.1%
Citizens Business Bank - Sweep	40%	\$13.1			\$13.1	0.50%	10.2%
Brokered CD's	30%	\$ 1.7	\$ 0.5	\$0.2	\$ 2.4	1.50%	1.9%
Commercial Paper	25%	\$ 2.0			\$ 2.0	1.31%	1.6%
<b>Medium Term Notes</b>	<b>10%</b>	\$ 5.5	\$ 8.1		\$13.6	1.32%	<b>10.5%</b>
Municipal Bond	10%		\$ 1.0		\$ 1.0	1.75%	0.8%
US Treasury Note	n/a		\$ 2.0		\$ 2.0	1.35%	1.5%
US Government Securities	n/a	\$ 5.2	\$22.2		\$27.4	1.23%	21.2%
<b>Total</b>		<b>\$89.1</b>	<b>\$39.8</b>	<b>\$0.2</b>	<b>\$129.1</b>	<b>1.116%</b>	<b>100%</b>



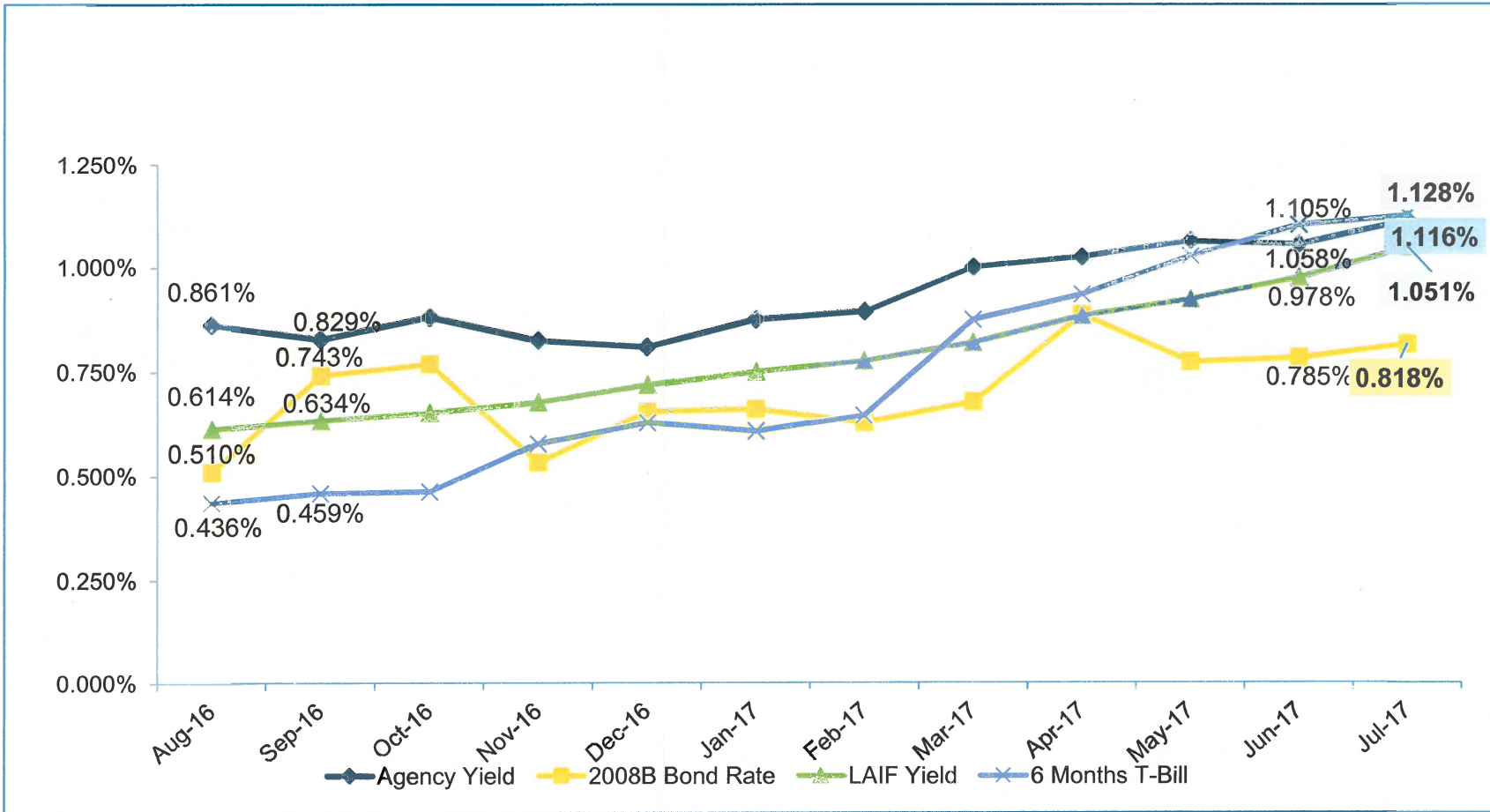
# Cash, Investments, and Restricted Deposits



# Days Cash on Hand 12 Months Rolling Average



# Month End Portfolio Yield Composition





# Questions?

*The Treasurer's Report of Financial Affairs is consistent with the Agency's business goal of fiscal responsibility.*

## TREASURER'S REPORT OF FINANCIAL AFFAIRS

For the Month Ended July 31, 2017



All investment transactions have been executed in accordance with the criteria stated in the Agency's Investment Policy (Resolution No. 2017-4-1) adopted by the Inland Empire Utilities Agency's Board of Directors during its regular meeting held on April 19, 2017.

The funds anticipated to be available during the next six-month period are expected to be sufficient to meet all foreseen expenditures during the period.

\* A Municipal Water District

# INLAND EMPIRE UTILITIES AGENCY

## Cash and Investment Summary

Month Ended

July 31, 2017

	July	June
<b><u>Cash, Bank Deposits, and Bank Investment Accounts</u></b>	<u>\$2,632,524</u>	<u>\$190,851</u>
<b><u>Investments</u></b>		
Citizens Business Bank (CBB) Repurchase (Sweep)	\$13,116,481	\$19,613,265
Local Agency Investment Fund (LAIF)	33,176,305	33,108,664
CalTrust	16,167,140	16,145,336
California Asset Management Program (CAMP)	18,186,746	18,169,486
Certificates of Deposit	2,421,000	3,385,000
Municipal Bonds	997,389	997,283
Commercial Paper	1,997,460	1,995,273
Medium Term Notes	13,593,596	13,596,345
U.S. Treasury Notes	1,991,832	1,991,453
U.S. Government Sponsored Entities	27,428,437	28,428,077
<b>Total Investments</b>	<u>\$129,076,386</u>	<u>\$137,430,182</u>
<b>Total Cash and Investments Available to the Agency</b>	<u>\$131,708,910</u>	<u>\$137,621,033</u>
<b><u>Restricted Deposits</u></b>		
Debt Service Accounts	\$7,269,956	\$2,552,575
CCRA Deposits Held by Member Agencies	31,507,738	28,639,924
OPEB (CERBT) Account	11,826,015	11,685,987
Escrow Deposits	335,823	311,004
<b>Total Restricted Deposits</b>	<u>\$50,939,532</u>	<u>\$43,189,490</u>
<b>Total Cash, Investments, and Restricted Deposits</b>	<u><u>\$182,648,442</u></u>	<u><u>\$180,810,523</u></u>

# INLAND EMPIRE UTILITIES AGENCY

## Cash and Investment Summary

Month Ended  
July 31, 2017

### Cash, Bank Deposits, and Bank Investment Accounts

CBB Demand Account (Offset by CBB Sweep Balance)	\$427,576
CBB Workers' Compensation Account	35,530
Bank of America (BofA) Payroll Account	26,051
BofA Payroll Taxes Account	28,702
Subtotal Demand Deposits	<u>\$517,859</u>

### **Other Cash and Bank Accounts**

Petty Cash	<u>\$2,250</u>
Subtotal Other Cash	\$2,250

**US Bank Pre-Investment Money Market Account** \$2,112,415

***Total Cash and Bank Accounts*** \$2,632,524

### Investments

### **CBB Repurchase (Sweep) Investments**

FNMA	<u>\$13,116,481</u>
Subtotal CBB Repurchase (Sweep)	\$13,116,481

### **Local Agency Investment Fund (LAIF)**

LAIF Fund	<u>\$33,176,305</u>
Subtotal Local Agency Investment Fund	\$33,176,305

### **CalTrust**

Short Term	\$10,173,854
Medium Term - Restricted	<u>5,993,286</u>
Subtotal CalTrust	\$16,167,140

### **California Asset Management Program (CAMP)**

Pool	<u>\$18,186,746</u>
Subtotal CAMP	\$18,186,746

# INLAND EMPIRE UTILITIES AGENCY

## Cash and Investment Summary

Month Ended  
July 31, 2017

### **Investments Continued**

#### **Brokered Certificates of Deposit**

Brokered Certificates of Deposit	\$2,421,000
Subtotal Brokered Certificates of Deposit	<u>\$2,421,000</u>

#### **Commercial Paper**

Natixis NY Branch	\$1,997,460
Subtotal Commercial Paper	<u>\$1,997,460</u>

#### **Municipal Bonds**

State and Local Municipal Bonds	\$997,389
Subtotal Municipal Bonds	<u>\$997,389</u>

#### **Medium Term Notes**

John Deere Capital Corp.	\$1,000,162
Toyota Motor Credit Corp.	2,000,000
JP Morgan Chase & Co.	999,722
Johnson & Johnson	2,012,950
Microsoft	2,062,592
Exxon Mobil	2,509,531
Wells Fargo Bank N.A.	3,008,639
Subtotal Medium Term Notes	<u>\$13,593,596</u>

#### **U.S. Treasury Notes**

Treasury Note	\$1,991,832
Subtotal U.S. Treasury Notes	<u>\$1,991,832</u>

#### **U.S. Government Sponsored Entities**

Fannie Mae Bank	\$3,749,652
Freddie Mac Bank	7,486,015
Federal Farm Credit Bank	13,194,445
Federal Home Loan Bank	2,998,325
Subtotal U.S. Government Sponsored Entities	<u>\$27,428,437</u>

#### ***Total Investments***

\$129,076,386



# INLAND EMPIRE UTILITIES AGENCY

## Cash and Investment Summary

Month Ended  
July 31, 2017

### Restricted Deposits

#### Debt Service

08B Debt Service Accounts	\$2,546,574
10A Debt Service Accounts	4,716,675
17A Debt Service Accounts	6,707
Subtotal Debt Service	<u>\$7,269,956</u>

#### CCRA Deposits Held by Member Agencies

City of Chino	\$3,986,042
Cucamonga Valley Water District	3,305,358
City of Fontana	4,703,455
City of Montclair	840,355
City of Ontario	11,334,781
City of Chino Hills	6,136,173
City of Upland	1,201,574
Subtotal CCRA Deposits Held by Member Agencies	<u>\$31,507,738</u>

#### CalPERS

OPEB (CERBT) Account	<u>\$11,826,015</u>
Subtotal CalPERS Accounts	\$11,826,015

#### Escrow Deposits

Kemp Brothers Construction	<u>\$335,823</u>
Subtotal Escrow Deposits	\$335,823

#### *Total Restricted Deposits*

\$50,939,532

#### *Total Cash, Investments, and Restricted Deposits as of July 31, 2017*

\$182,648,442

Total Cash, Investments, and Restricted Deposits as of 07/31/17

\$182,648,442

Less: Total Cash, Investments, and Restricted Deposits as of 06/30/17

180,810,523

#### *Total Monthly Increase (Decrease)*

\$1,837,919

# INLAND EMPIRE UTILITIES AGENCY

## Cash and Investment Summary

Month Ended

July 31, 2017

	Credit Rating @ Purchase		CHANGES IN Credit Rating		Par Amount	Cost Basis Amount	Term (Days)	July Amortization	July Value	% Coupon	% Yield to Maturity	Maturity Date	Market Value
	S&P	Moody's	S&P	Moody's									
<b><u>Cash, Bank Deposits, and Bank Investment Accounts</u></b>													
<b>Citizens Business Bank (CBB)</b>													
Demand Account*					\$427,576	\$427,576	N/A	N/A	\$427,576		N/A	N/A	\$427,576
Workers' Compensation Account					35,530	35,530	N/A	N/A	35,530		N/A	N/A	35,530
Subtotal CBB Accounts					<u>\$463,106</u>	<u>\$463,106</u>			<u>\$463,106</u>				<u>\$463,106</u>
<b>Bank of America (BoFA)</b>													
Payroll Checking					\$26,051	\$26,051	N/A	N/A	\$26,051		N/A	N/A	\$26,051
Payroll Tax Checking					28,702	28,702	N/A	N/A	28,702		N/A	N/A	28,702
Subtotal B of A Accounts					<u>\$54,753</u>	<u>\$54,753</u>			<u>\$54,753</u>		N/A		<u>\$54,753</u>
<b>US Bank (USB)</b>													
Federated Automated MMA					\$2,112,415	\$2,112,415	N/A	N/A	\$2,112,415		0.37%	N/A	\$2,112,415
Subtotal USB Account					<u>\$2,112,415</u>	<u>\$2,112,415</u>			<u>\$2,112,415</u>		0.37%		<u>\$2,112,415</u>
<b>Petty Cash</b>													
					<u>\$2,250</u>	<u>\$2,250</u>	N/A	N/A	<u>\$2,250</u>		N/A	N/A	<u>\$2,250</u>
<b>Total Cash, Bank Deposits and Bank Investment Accounts</b>					<u><b>\$2,632,524</b></u>	<u><b>\$2,632,524</b></u>			<u><b>\$2,632,524</b></u>				<u><b>\$2,632,524</b></u>
<i>*Negative demand checking balance is offset by the Daily Repurchase (Sweep) Account balance</i>													
<b><u>Investments</u></b>													
<b>CBB Daily Repurchase (Sweep) Accounts</b>													
FNMA					<u>\$13,116,481</u>	<u>\$13,116,481</u>			<u>\$13,116,481</u>		<u>0.50%</u>		<u>\$13,116,481</u>
Subtotal CBB Repurchase Accounts					<u>\$13,116,481</u>	<u>\$13,116,481</u>			<u>\$13,116,481</u>		<u>0.50%</u>		<u>\$13,116,481</u>
<b>LAIF Accounts</b>													
Non-Restricted Funds					<u>\$33,176,305</u>	<u>\$33,176,305</u>	N/A	N/A	<u>\$33,176,305</u>		<u>1.051%</u>	N/A	<u>\$33,176,305</u>
Subtotal LAIF Accounts					<u>\$33,176,305</u>	<u>\$33,176,305</u>			<u>\$33,176,305</u>		<u>1.051%</u>		<u>\$33,176,305</u>
<b>CALTRUST Accounts</b>													
Short-Term					\$10,173,854	\$10,173,854	N/A	N/A	\$10,173,854		1.15%	N/A	\$10,173,854
Medium-Term (Self Insurance Reserves)					5,993,286	5,993,286	N/A	N/A	5,993,286		1.38%	N/A	5,993,286
Subtotal CalTrust Accounts					<u>\$16,167,140</u>	<u>\$16,167,140</u>			<u>\$16,167,140</u>		<u>1.235%</u>		<u>\$16,167,140</u>
<b>CAMP Accounts</b>													
Short-Term					\$18,186,746	\$18,186,746	N/A	N/A	\$18,186,746		1.12%	N/A	\$18,186,746
Subtotal CAMP Accounts					<u>\$18,186,746</u>	<u>\$18,186,746</u>			<u>\$18,186,746</u>		<u>1.12%</u>		<u>\$18,186,746</u>

# INLAND EMPIRE UTILITIES AGENCY

## Cash and Investment Summary

Month Ended  
July 31, 2017

	Credit Rating @ Purchase		CHANGES IN Credit Rating		Par Amount	Cost Basis Amount	Term (Days)	July Amortization	July Value	% Coupon	% Yield to Maturity	Maturity Date	Market Value
	S&P	Moody's	S&P	Moody's									
<b>Investments (continued)</b>													
<b>Brokered Certificates of Deposit (CDs)</b>													
Sallie Mae Bank	N/A				\$248,000	\$248,000	743		\$248,000	1.15%	1.15%	11/06/17	\$248,010
Key Bank National Association	N/A				248,000	248,000	732		248,000	1.10%	1.10%	11/13/17	248,012
Capital One Bank	N/A				240,000	240,000	916		240,000	1.35%	1.35%	01/16/18	240,091
Goldman Sachs Bank USA	N/A				240,000	240,000	916		240,000	1.40%	1.40%	01/16/18	240,149
BMW Bank of North America	N/A				240,000	240,000	915		240,000	1.40%	1.40%	01/17/18	240,146
American Express Bank	N/A				240,000	240,000	1097		240,000	1.70%	1.70%	07/16/18	240,139
American Express Centurion	N/A				240,000	240,000	1097		240,000	1.70%	1.70%	07/16/18	240,139
Ally Bank	N/A				243,000	243,000	722		243,000	1.45%	1.45%	03/11/19	242,587
Wells Fargo Bank	N/A				242,000	242,000	729		242,000	1.55%	1.55%	03/15/19	241,966
Synchrony Bank	N/A				240,000	240,000	1827		240,000	2.25%	2.25%	10/02/20	242,611
Subtotal Brokered CDs					\$2,421,000	\$2,421,000		\$0	\$2,421,000		1.50%		\$2,423,850
<b>US Treasury Note</b>													
US Treasury Note					\$2,000,000	\$1,990,000	808	379	\$1,991,832	1.125%	1.35%	05/31/19	\$1,992,740
Subtotal US Treasuries					\$2,000,000	\$1,990,000		\$379	\$1,991,832		1.35%		\$1,992,740
<b>U.S. Government Sponsored Entities</b>													
Federal Farm Credit Bank	AA+	Aaa			\$5,195,000	\$5,199,431	447	(303)	\$5,195,429	0.75%	0.68%	09/13/17	\$5,192,922
Federal Home Loan Bank	AA+	Aaa			1,000,000	1,000,380	713	(16)	1,000,282	1.25%	1.23%	01/18/19	998,640
Federal Farm Credit Bank	AA+	Aaa			3,000,000	3,000,000	1,079		3,000,000	1.15%	1.15%	02/22/19	2,983,260
Freddie Mac Bond	AA+	Aaa			1,000,000	1,003,132	1,023	(95)	1,001,812	1.25%	1.14%	03/15/19	996,890
Federal Farm Credit	AA+	Aaa			1,500,000	1,499,411	720	25	1,499,504	1.40%	1.42%	03/27/19	1,498,365
Federal Farm Credit	AA+	Aaa			1,500,000	1,499,400	720	25	1,499,512	1.40%	1.42%	03/27/19	1,498,365
Federal Home Loan Bank	AA+	Aaa			2,000,000	1,997,600	801	92	1,998,043	1.375%	1.43%	05/24/19	1,998,760
Freddie Mac Bond	AA+	Aaa			2,000,000	2,000,000	798		2,000,000	1.55%	1.55%	06/06/19	2,000,000
Federal Farm Credit Bank	AA+	Aaa			2,000,000	2,000,000	1,460		2,000,000	1.52%	1.52%	06/24/19	2,003,200
Freddie Mac Bond	AA+	Aaa			1,500,000	1,500,000	1,080		1,500,000	1.15%	1.15%	07/26/19	1,480,245
Fannie Mae Step Bond	AA+	Aaa			1,500,000	1,500,000	1,080		1,500,000	1.00%	1.33%	07/26/19	1,489,815
Fannie Mae Bond	AA+	Aaa			900,000	899,460	1,153	14	899,652	1.25%	1.27%	08/23/19	891,720
Fannie Mae Bond	AA+	Aaa			1,350,000	1,350,000	1,157		1,350,000	1.25%	1.25%	08/26/19	1,337,243
Freddie Mac Bond	AA+	Aaa			3,000,000	2,972,928	1,359	618	2,984,203	1.25%	1.50%	10/02/19	2,986,740
Subtotal U.S. Gov't Sponsored Entities					\$27,445,000	\$27,421,742		\$360	\$27,428,437		1.23%		\$27,356,165

(As of August 2011, all US GSE's have been downgraded to AA+ Rating by S&P)

# INLAND EMPIRE UTILITIES AGENCY

## Cash and Investment Summary

Month Ended

July 31, 2017

	Credit Rating @ Purchase		CHANGES IN Credit Rating		Par Amount	Cost Basis Amount	Term (Days)	July Amortization	July Value	% Coupon	% Yield to Maturity	Maturity Date	Market Value
	S&P	Moody's	S&P	Moody's									
<b>Commercial Paper</b>													
Natixis NY Branch	A-	A2			\$2,000,000	\$1,986,877	182	2,187	\$1,997,460	1.29%	1.307%	09/05/17	\$1,997,560
Subtotal Commercial Paper					<u>\$2,000,000</u>	<u>\$1,986,877</u>		<u>\$2,187</u>	<u>\$1,997,460</u>		<u>1.31%</u>		<u>\$1,997,560</u>
<b>Municipal Bonds</b>													
San Diego Redevelopment Agency	AA	N/R			\$1,000,000	\$996,800	934	\$106	\$997,389	1.625%	1.75%	09/01/19	\$993,990
Subtotal State and Local Municipal Bonds					<u>\$1,000,000</u>	<u>\$996,800</u>		<u>\$106</u>	<u>\$997,389</u>		<u>1.75%</u>		<u>\$993,990</u>
<b>Medium Term Notes</b>													
John Deere Capital Corp	A	A2			\$1,000,000	\$1,004,000	1,754	(71)	\$1,000,162	1.20%	1.11%	10/10/17	\$999,610
Wells Fargo Bank	AA-	Aa2			1,500,000	1,502,565	301	(259)	1,501,462	1.65%	1.44%	01/22/18	1,501,545
Toyota Motor Credit Corp	AA-	Aa3			2,000,000	2,000,000	1,045		2,000,000	1.10%	1.10%	04/25/18	1,986,800
JP Morgan Chase & Co	A-	A3			1,000,000	999,000	1,037	30	999,722	1.625%	1.66%	05/15/18	1,000,470
Johnson & Johnson	AAA	Aaa			2,000,000	2,027,480	1,044	(816)	2,012,950	1.65%	1.16%	12/05/18	2,005,800
Microsoft	AAA	Aaa			2,050,000	2,076,691	1,045	(792)	2,062,592	1.625%	1.16%	12/06/18	2,054,059
Exxon Mobil	AA+	Aaa			1,000,000	1,005,750	763	(233)	1,004,356	1.708%	1.43%	03/01/19	1,002,370
Exxon Mobil	AA+	Aaa			1,500,000	1,506,285	712	(271)	1,505,175	1.819%	1.59%	03/15/19	1,506,210
Wells Fargo Bank	AA-	Aa2			1,500,000	1,511,655	1,061	(336)	1,507,177	1.75%	1.48%	05/24/19	1,503,240
Subtotal Medium Term Notes					<u>\$13,550,000</u>	<u>\$13,633,426</u>		<u>(2,748)</u>	<u>\$13,593,596</u>		<u>1.32%</u>		<u>\$13,560,104</u>
<b>Total Investments</b>					<u><b>\$129,062,672</b></u>	<u><b>\$129,096,517</b></u>			<u><b>\$129,076,386</b></u>				<u><b>\$128,971,081</b></u>
<i>(Source of Investment Market Value: US Bank)</i>													
<b>Restricted Deposits</b>													
<b>Debt Service and Arbitrage Accounts</b>													
08B Debt Service Accounts					\$2,546,574	\$2,546,574	N/A	N/A	\$2,546,574		0.34%		\$2,546,574
10A Debt Service Accounts					4,716,675	4,716,675	N/A	N/A	4,716,675		0.20%		4,716,675
17A Debt Service Accounts					6,707	6,707	N/A	N/A	6,707		0.20%		6,707
<b>Total Debt Service Accounts</b>					<u><b>\$7,269,956</b></u>	<u><b>\$7,269,956</b></u>			<u><b>\$7,269,956</b></u>		<u><b>0.25%</b></u>		<u><b>\$7,269,956</b></u>

# INLAND EMPIRE UTILITIES AGENCY

## Cash and Investment Summary

Month Ended

July 31, 2017

	Credit Rating @ Purchase		CHANGES IN Credit Rating		Par Amount	Cost Basis Amount	Term (Days)	July Amortization	July Value	% Coupon	% Yield to Maturity	Maturity	Market	
	S&P	Moody's	S&P	Moody's								Date	Value	
<b>CCRA Deposits Held by Member Agencies</b>														
City of Chino					\$3,986,042	\$3,986,042	N/A	N/A	\$3,986,042			N/A	N/A	\$3,986,042
Cucamonga Valley Water District					3,305,358	3,305,358	N/A	N/A	3,305,358			N/A	N/A	3,305,358
City of Fontana					4,703,455	4,703,455	N/A	N/A	4,703,455			N/A	N/A	4,703,455
City of Montclair					840,355	840,355	N/A	N/A	840,355			N/A	N/A	840,355
City of Ontario					11,334,781	11,334,781	N/A	N/A	11,334,781			N/A	N/A	11,334,781
City of Chino Hills					6,136,173	6,136,173	N/A	N/A	6,136,173			N/A	N/A	6,136,173
City of Upland					1,201,574	1,201,574	N/A	N/A	1,201,574			N/A	N/A	1,201,574
<i>Subtotal CCRA Deposits Held by Member Agencies</i>					\$31,507,738	\$31,507,738			\$31,507,738					\$31,507,738
<i>Reported total as of June 2017</i>														
<b>CalPERS Deposits</b>														
OPEB (CERBT) Account					\$11,000,000	\$11,000,000	N/A	N/A	\$11,826,015			N/A	N/A	\$11,826,015
Subtotal CalPERS Deposits					\$11,000,000	\$11,000,000			\$11,826,015					\$11,826,015
<i>As of July 31st the 1 year net return is 3.29%</i>														
<b>Escrow Deposits</b>														
Kemp Brothers Construction Escrow					\$335,823	\$335,823	N/A	N/A	\$335,823			N/A	N/A	\$335,823
Subtotal Escrow Deposits					\$335,823	\$335,823			\$335,823					\$335,823
<b>Total Restricted Deposits</b>					<b>\$50,106,810</b>	<b>\$50,106,810</b>			<b>\$50,939,532</b>					<b>\$50,932,825</b>
<b>Total Cash, Investments, and Restricted Deposits as of July 31, 2017</b>					<b>\$181,802,006</b>	<b>\$181,835,851</b>			<b>\$182,648,442</b>					<b>\$182,536,430</b>

# INLAND EMPIRE UTILITIES AGENCY

## Cash and Investment Summary

Month Ended  
July 31, 2017

### July Purchases

No.	Date	Transaction	Investment Security	Type	Par Amount Purchased	Investment Yield
<i>None</i>						
<b>Total Purchases</b>					<b>\$ -</b>	

### July Investment Maturities, Calls & Sales

No.	Date	Transaction	Investment Security	Type	Par Amount Matured/Sold	Investment Yield to Maturity
1	07/13/17	Maturity	Comenity Capital Bank	Cert. of Deposit	\$ 240,000	1.150%
2	07/17/17	Maturity	Discover Bank	Cert. of Deposit	\$ 240,000	1.150%
3	07/17/17	Maturity	Medallion Bank	Cert. of Deposit	\$ 240,000	1.200%
4	07/28/17	Full Call	Freddie Mac	Government Bond	\$ 1,000,000	1.625%
5	07/31/17	Full Call	HSBC Bank USA	Cert. of Deposit	244,000	2.508%
<b>Total Maturities, Calls &amp; Sales</b>					<b>\$ 1,964,000</b>	

# INLAND EMPIRE UTILITIES AGENCY

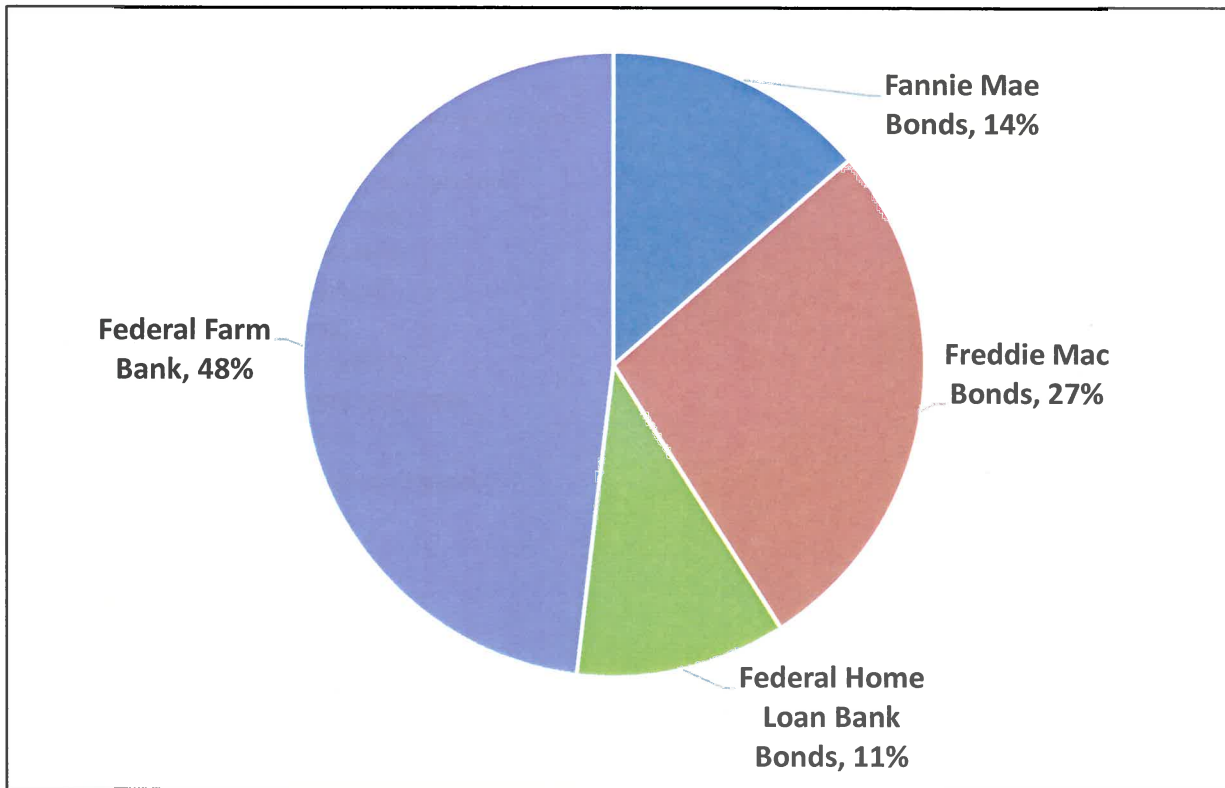
## Cash and Investment Summary

Month Ended  
July 31, 2017

<u>Directed Investment Category</u>	<u>Amount Invested</u>	<u>Yield</u>
CBB Repurchase (Sweep)	\$13,116,481	0.500%
LAIF	33,176,305	1.051%
CalTrust	16,167,140	1.235%
CAMP	18,186,746	1.120%
Brokered Certificates of Deposit	2,421,000	1.502%
Medium Term Notes	13,593,596	1.319%
Municipal Bonds	997,389	1.753%
Commercial Paper	1,997,460	1.307%
US Treasury Notes	1,991,832	1.352%
U.S. Government Sponsored Entities	27,428,437	1.227%
<b>Total Investment Portfolio</b>	<b>\$129,076,386</b>	
<b>Investment Portfolio Rate of Return</b>		<b>1.116%</b>
<u>Restricted/Transitory/Other Accounts</u>	<u>Amount Invested</u>	<u>Yield</u>
CCRA Deposits Held by Member Agencies	\$31,507,738	N/A
CalPERS OPEB (CERBT) Account	11,826,015	N/A
US Bank - 2008B Debt Service Accounts	2,546,574	0.340%
US Bank - 2010A Debt Service Accounts	4,716,675	0.200%
US Bank - 2017A Debt Service Accounts	6,707	0.200%
US Bank - Pre-Investment Money Market Account	2,112,415	0.370%
Citizens Business Bank - Demand Account	427,576	N/A
Citizens Business Bank - Workers' Compensation Account	35,530	N/A
Other Accounts*	57,003	N/A
Escrow Account	335,823	N/A
<b>Total Restricted/Transitory/Other Accounts</b>	<b>\$53,572,056</b>	
<b>Average Yield of Other Accounts</b>		<b>0.276%</b>
<b>Total Agency Directed Deposits</b>	<b>\$182,648,442</b>	

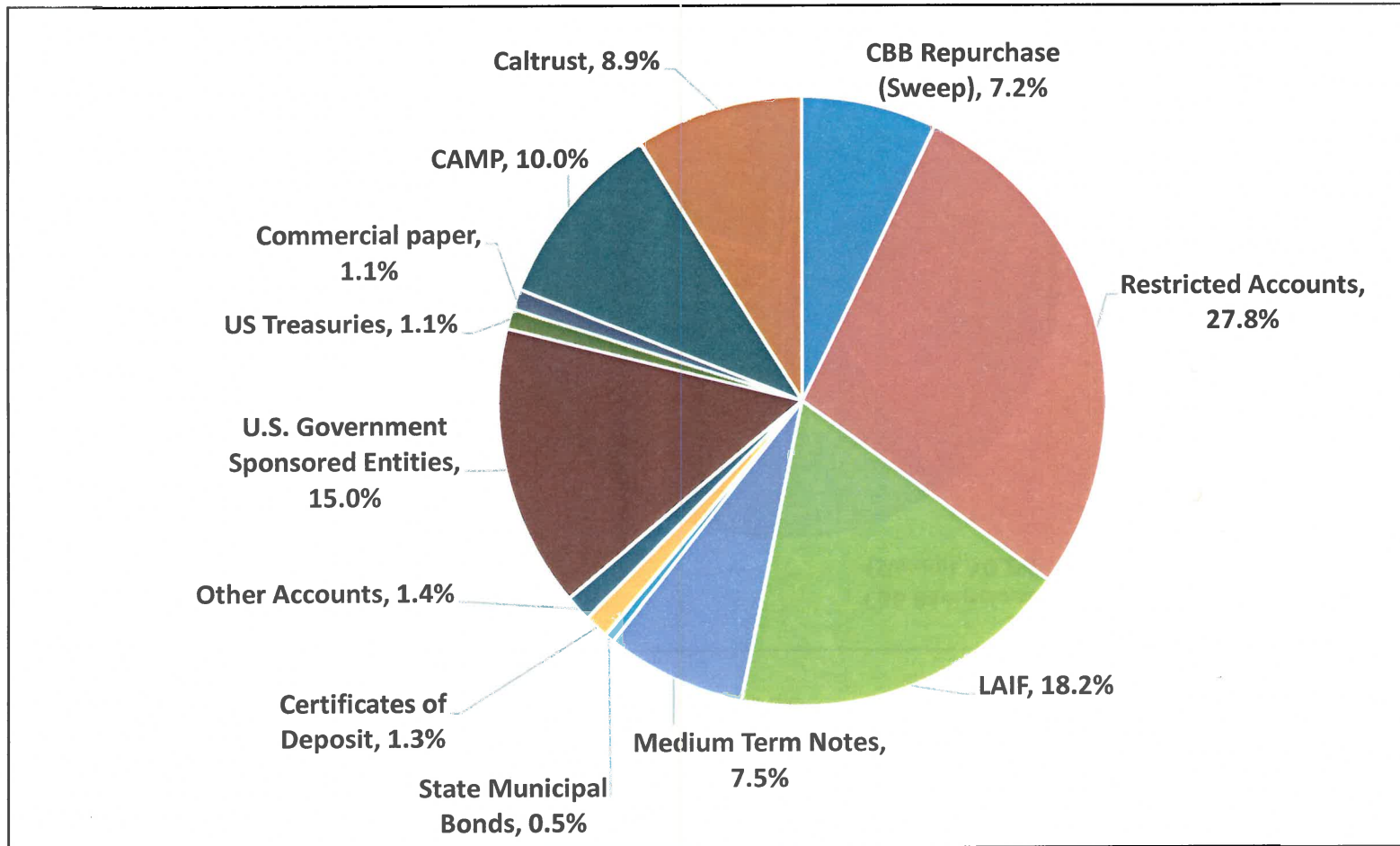
\* Note: Bank of America Payroll Deposits used as compensating balances for bank services.

***Inland Empire Utilities Agency***  
**Treasurer's Report of Financial Affairs**  
**For the Month Ended July 31, 2017**  
**U.S. Government Sponsored Entities Portfolio**  
***\$27,428,437***

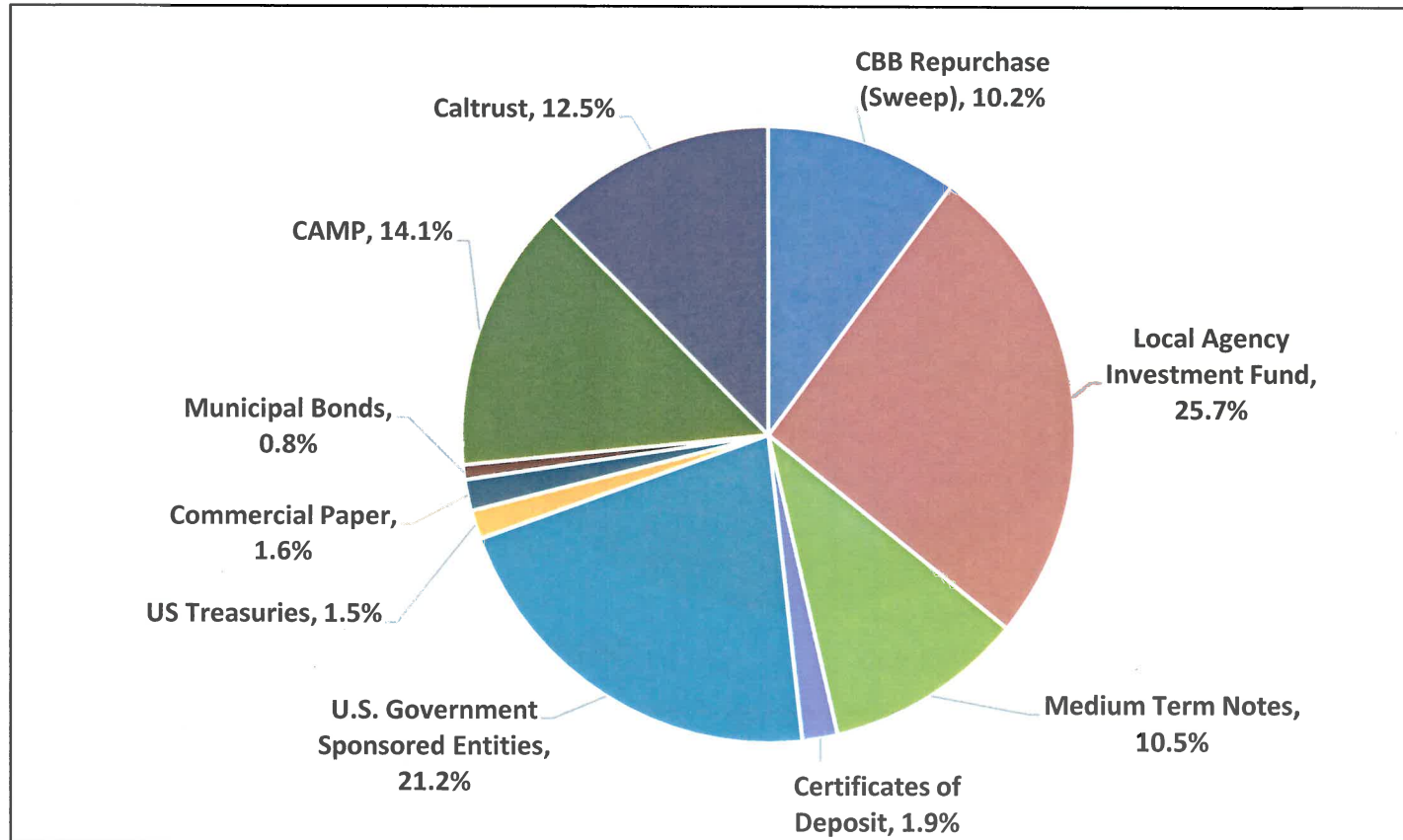




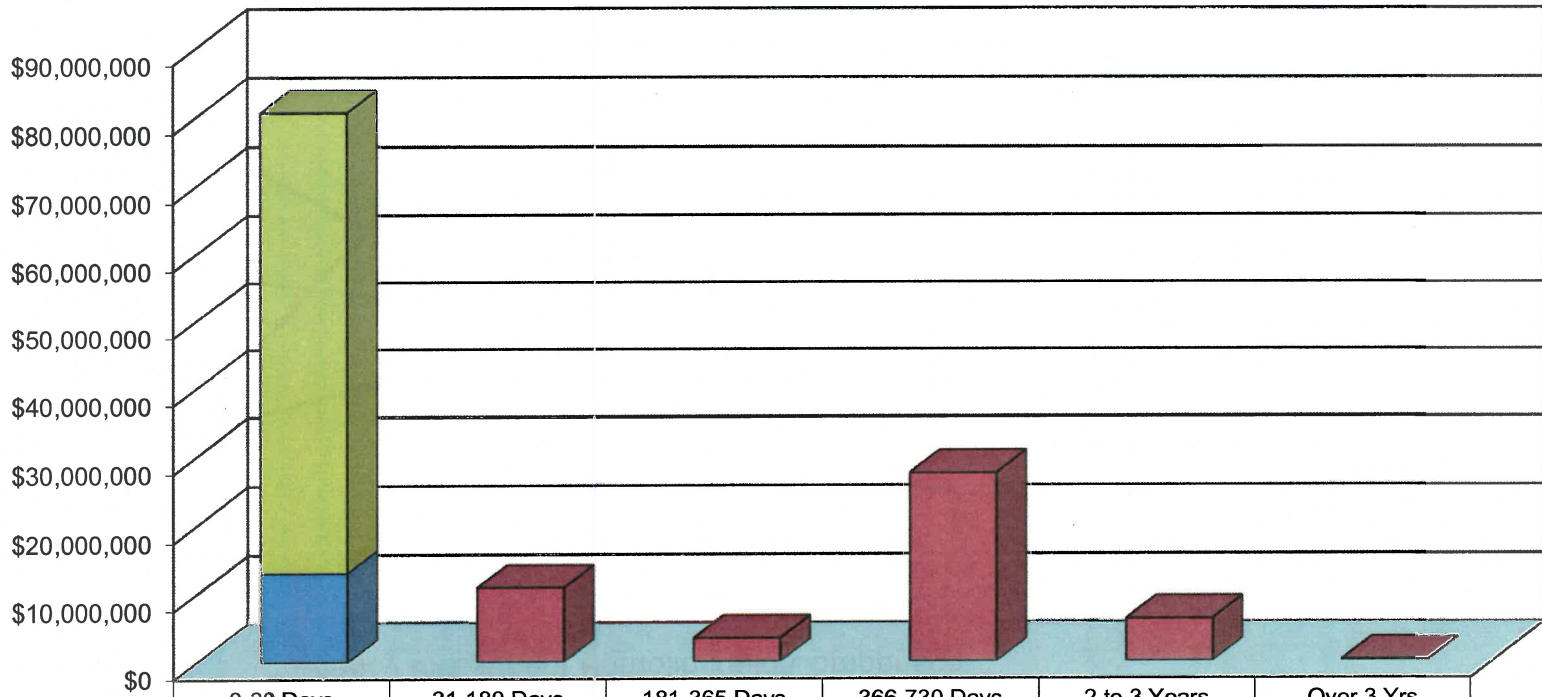
***Inland Empire Utilities Agency***  
**Treasurer's Report of Financial Affairs**  
**For the Month Ended July 31, 2017**  
**Agency Investment Portfolio (Net of Escrow Accounts)**  
***\$182,312,619***



***Inland Empire Utilities Agency***  
**Treasurer's Report of Financial Affairs**  
**For the Month Ended July 31, 2017**  
**Unrestricted Agency Investment Portfolio**  
***\$129,076,386***



**Inland Empire Utilities Agency**  
**Treasurer's Report of Financial Affairs**  
For the Month Ended July 31, 2017  
**Agency Investment Portfolio Maturity Distribution (Unrestricted)**  
**\$129,076,386**



	0-30 Days	31-180 Days	181-365 Days	366-730 Days	2 to 3 Years	Over 3 Yrs
■ LAIF + CalTrust+CAMP	\$67,530,191					
■ CBB Repurchase (Sweep)	\$13,116,481					
■ GSE+CD+MTN+MUNI		10,910,513	3,479,722	27,568,235	6,231,244	240,000
□ Percent	62.4%	8.5%	2.7%	21.4%	4.8%	0.2%

**Inland Empire Utilities Agency**  
**Treasurer's Report of Financial Affairs**  
**For the Month Ended July 31, 2017**  
**Agency Investment Portfolio Yield Comparison**

