



**AGENDA
MEETING OF THE
INLAND EMPIRE UTILITIES AGENCY
BOARD OF DIRECTORS**

**WEDNESDAY, MAY 17, 2017
10:00 A.M.**

**INLAND EMPIRE UTILITIES AGENCY*
AGENCY HEADQUARTERS
BOARD ROOM
6075 KIMBALL AVENUE, BUILDING A
CHINO, CALIFORNIA 91708**

CALL TO ORDER OF THE INLAND EMPIRE UTILITIES AGENCY BOARD OF DIRECTORS MEETING

FLAG SALUTE

PUBLIC COMMENT

Members of the public may address the Board on any item that is within the jurisdiction of the Board; however, no action may be taken on any item not appearing on the agenda unless the action is otherwise authorized by Subdivision (b) of Section 54954.2 of the Government Code. Those persons wishing to address the Board on any matter, whether or not it appears on the agenda, are requested to complete and submit to the Board Secretary a "Request to Speak" form which are available on the table in the Board Room. Comments will be limited to five minutes per speaker. Thank you.

ADDITIONS TO THE AGENDA

In accordance with Section 54954.2 of the Government Code (Brown Act), additions to the agenda require two-thirds vote of the legislative body, or, if less than two-thirds of the members are present, a unanimous vote of those members present, that there is a need to take immediate action and that the need for action came to the attention of the local agency subsequent to the agenda being posted.

1. **EMPLOYEE SUPPORT OF THE GUARD AND RESERVES (ESGR) AWARD PRESENTATION**
2. **NEW EMPLOYEE INTRODUCTIONS**
 - Michael Arana, Accountant II, hired 4/3/17 (Christina Valencia)
 - Raelen Wong, Human Resources Technician, hired 4/3/17 (Christina Valencia)

- Joseph Cundiff, Network Administrator, hired 4/3/17 (Randy Lee)
- Vijayakumar Korisal, Senior Wastewater Treatment Plant Operator, hired 4/3/17 (Randy Lee)
- Phebe Wang, Control Systems Analyst I, hired 4/10/17 (Randy Lee)
- David Correia, Mechanic I, hired 5/1/17 (Randy Lee)
- Carina Spears, Office Assistant, hired 5/1/17 (Randy Lee)
- Kenneth Monfore, Deputy Manager of Maintenance, hired 5/15/17 (Randy Lee)

3. CONSENT ITEMS

NOTICE: All matters listed under the Consent Calendar are considered to be routine and non-controversial and will be acted upon by the Board by one motion in the form listed below. There will be no separate discussion on these items prior to the time the Board votes unless any Board members, staff or the public requests specific items be discussed and/or removed from the Consent Calendar for separate action.

A. MINUTES

The Board will be asked to approve the minutes from the April 5, 2017 Board Workshop meeting, April 10, 2017 Special Board meeting, and the April 19, 2017 Board meeting.

B. REPORT OF GENERAL DISBURSEMENTS

It is recommended that the Board approve the total disbursements for the month of March 2017, in the amount of \$28,681,716.24.

C. TREASURER'S REPORT OF FINANCIAL AFFAIRS REPORT

It is recommended that the Board approve the Treasurer's Report of Financial Affairs for the month ended March 31, 2017.

D. ADOPTION OF RESOLUTION NO. 2017-5-4, DECLARING ITS INTENT TO ADOPT THE FISCAL YEARS 2017/18 AND 2018/19 BUDGETS FOR ALL AGENCY PROGRAMS

It is recommended that the Board:

1. Adopt Resolution No. 2017-5-4, declaring its intent to adopt the Fiscal Years (FYs) 2017/18 and 2018/19 budgets for the Agency's Regional Wastewater, Recycled Water, Non-Reclaimable Wastewater, and Water Resources programs and fixing time and place of hearing thereon for Fiscal Year 2017/18; and
2. Set a hearing date, and direct staff to distribute the Resolution to the appropriate agencies in compliance with the Regional Sewage Service Contract.

E. CHINO BASIN WATERMASTER COST SHARING AGREEMENTS

It is recommended that the Board:

1. Approve Amendment No. 3 of Task Order No. 1 with Chino Basin Watermaster (Watermaster) for the design of multiple basin

improvements under the Recharge Master Plan Update (RMPU) projects;

2. Approve Amendment No. 1 of Task Order No. 2 with Watermaster for the design and construction of the RMPU's Lower Day Basin improvements;
3. Approve Amendment No. 2 of Task Order No. 8 with Watermaster for the design and construction of the RMPU's San Sevaine Basin improvements;
4. Approve Task Order No. 9 with Watermaster for the design and construction of the RMPU's Wineville/Jurupa/RP-3 Basins;
5. Approve Task Order No. 10 with Watermaster for the design and construction of the RMPU's Victoria Basin improvements;
6. Approve Task Order No. 11 with Watermaster for the design and construction of the RMPU's Montclair Basin improvements;
7. Approve Task Order No. 12 with Watermaster for the design and construction of the RMPU's CSI Basin improvements; and
8. Authorize the General Manager to finalize and execute these task order amendments and new task orders subject to non-substantive changes.

F. RP-1 CONSULTING SERVICES AWARD – 1158 RECYCLED WATER PUMP STATION

It is recommended that the Board:

1. Award a consulting engineering services contract for the RP-1 1158 Recycled Water Pump Station Upgrades, Project No. EN14042, to Stantec for the not-to-exceed amount of \$428,000; and
2. Authorize the General Manager to execute the consulting engineering services contract.

G. RP-1 CONSTRUCTION CONTRACT AWARD – PIPING REPLACEMENT

It is recommended that the Board:

1. Award a construction contract for the RP-1 thickened waste activated sludge (TWAS) Piping Replacement, Project No. EN15013, to J.F. Shea Construction, Inc., in the amount of \$242,492; and
2. Authorize the General Manager to execute the construction contract.

H. RP-1 AND RP-4 CONSTRUCTION CONTRACT AWARD – SAFETY IMPROVEMENTS

It is recommended that the Board:

1. Award a construction contract for the RP-1 and RP-4 Safety Improvements, Project No. EN17052, to Ferreira Construction, Inc., in the amount of \$635,376;
2. Approve a total project budget amendment in the amount of \$189,000 for Project No. EN17052; and
3. Authorize the General Manager to execute the construction contract and budget amendment.

I. SCADA ENTERPRISE SYSTEM CONSULTANT CONTRACT AMENDMENT

It is recommended that the Board:

1. Amend the consulting engineering services contract for the SCADA Enterprise System Project No. EN13016, to Westin Engineering, Inc. in the amount of \$389,020; and
2. Authorize the General Manager to execute the consulting engineering services contract subject to non-substantive changes.

4. ACTION ITEMS

A. ADOPTION OF RESOLUTIONS TO AMEND THE MEMORANDA OF UNDERSTANDING AND SALARY MATRICES/SCHEDULES FOR REORGANIZATION AND UNIT MODIFICATION

It is recommended that the Board adopt Resolution Nos. 2017-5-5 and 2017-5-6 to amend the Supervisors' Unit, General Unit and the Professional Unit Memoranda of Understandings (MOUs) and the Personnel Manual and to amend salary matrices/schedules for all groups to reflect the new classifications and unit modifications.

B. RP-5 EXPANSION CONSULTANT CONTRACT AMENDMENT

It is recommended that the Board:

1. Approve a consulting engineering services contract amendment for the design of the RP-5 Liquids Expansion and Solids Treatment Facility, Project Nos. EN19001 and EN19006, to Parsons Water & Infrastructure, Inc. for the not-to-exceed amount of \$17,993,680; and
2. Authorize the General Manager to execute the consulting engineering services contract amendment.

5. INFORMATION ITEMS

- A. REVIEW OF PROPOSED BIENNIAL BUDGET FOR FISCAL YEARS 2017/18 AND 2018/19 FOR ADMINISTRATIVE SERVICES, WATER RESOURCES, AND NON-RECLAIMABLE WASTEWATER FUNDS (WRITTEN/POWERPOINT)
- B. ENGINEERING AND CONSTRUCTION MANAGEMENT PROJECT UPDATES (POWERPOINT)
- C. MWD UPDATE (ORAL)

RECEIVE AND FILE INFORMATION ITEMS

- D. FY 2017/18 ADOPTED BUDGET FOR INLAND EMPIRE REGIONAL COMPOSTING AUTHORITY (WRITTEN/POWERPOINT)
- E. UPPER SAR HABITAT CONSERVATION PLAN & RIVER MODEL UPDATE (POWERPOINT)
- F. CALIFORNIA DATA COLLABORATIVE MEMBERSHIP UPDATE (POWERPOINT)
- G. PUBLIC OUTREACH AND COMMUNICATION (WRITTEN)
- H. LEGISLATIVE REPORT FROM INNOVATIVE FEDERAL STRATEGIES (WRITTEN)
- I. LEGISLATIVE REPORT FROM WEST COAST ADVISORS (WRITTEN)
- J. LEGISLATIVE REPORT FROM AGRICULTURAL RESOURCES (WRITTEN)
- K. CALIFORNIA STRATEGIES, LLC MONTHLY ACTIVITY REPORT (WRITTEN)
- L. FEDERAL LEGISLATIVE TRACKING MATRIX (WRITTEN)
- M. STATE LEGISLATIVE TRACKING MATRIX (WRITTEN)

6. AGENCY REPRESENTATIVES' REPORTS

- A. SAWPA REPORT
- B. MWD REPORT (WRITTEN)
- C. REGIONAL SEWERAGE PROGRAM POLICY COMMITTEE REPORT (WRITTEN)
- D. CHINO BASIN WATERMASTER REPORT

- 7. GENERAL MANAGER'S REPORT (WRITTEN)
- 8. BOARD OF DIRECTORS' REQUESTED FUTURE AGENDA ITEMS
- 9. DIRECTORS' COMMENTS
 - A. CONFERENCE REPORTS


This is the time and place for the Members of the Board to report on prescheduled Committee/District Representative Assignment meetings, which were held since the last regular Board meeting, and/or any other items of interest.

- 10. CLOSED SESSION
 - A. PURSUANT TO GOVERNMENT CODE SECTION 54956.9(a) – CONFERENCE WITH LEGAL COUNSEL – EXISTING LITIGATION
 - 1. Chino Basin Municipal Water District vs. City of Chino, Case No. RCV51010
 - 2. Mwembu vs. IEUA, Case No. CIVDS 1415762
 - B. PURSUANT TO GOVERNMENT CODE SECTION 54956.8 – CONFERENCE WITH REAL PROPERTY NEGOTIATOR
 - Supplemental Water Transfer/Purchase
 - Negotiating Party: General Manager P. Joseph Grindstaff
 - Under Negotiation: Price and Terms of Purchase
 - C. PURSUANT TO GOVERNMENT CODE SECTION 54956.9(d)(4) CONFERENCE WITH LEGAL COUNSEL - ANTICIPATED LITIGATION; INITIATION OF LITIGATION
 - Two (2) Cases

11. ADJOURN


**A Municipal Water District*

In compliance with the Americans with Disabilities Act, if you need special assistance to participate in this meeting, please contact the Board Secretary (909) 993-1736, 48 hours prior to the scheduled meeting so that the Agency can make reasonable arrangements.

Proofed by: 

Declaration of Posting

I, April Woodruff, Board Secretary/Office Manager of the Inland Empire Utilities Agency*, A Municipal Water District, hereby certify that a copy of this agenda has been posted by 5:30 p.m. at the Agency's main office, 6075 Kimball Avenue, Building A, Chino, CA on Thursday, May 11, 2017.


 April Woodruff

CONSENT
CALENDAR
ITEM

3A



**MINUTES OF THE REGULAR
MEETING OF
THE
INLAND EMPIRE UTILITIES AGENCY
BOARD OF DIRECTORS**

**WEDNESDAY, APRIL 5, 2017
10:00 A.M.**

DIRECTORS PRESENT:

Steven J. Elie, President
Michael Camacho, Vice President
Jasmin A. Hall, Secretary/Treasurer
Paul Hofer
Kati Parker

STAFF PRESENT:

P. Joseph Grindstaff, General Manager
Joshua Aguilar, Senior Engineer
Christopher Berch, Executive Manager of Engineering/AGM
Kathy Besser, Executive Manager of External Affairs & Policy Development/AGM
Pietro Cambiaso, Supervisor – Environmental Compliance & Energy
Martha Davis, Executive Manager of Policy Development
Nel Groenveld, Manager of Laboratories
Jason Gu, Grants Officer
Randy Lee, Executive Manager of Operations/AGM
Sally Lee, Executive Assistant
Sylvie Lee, Manager of Planning & Environmental Resources
David Malm, Deputy Manager of Integrated Systems Services
Shaun Stone, Manager of Engineering
Christina Valencia, Chief Financial Officer/AGM
Teresa Velarde, Manager of Internal Audit
Duke Vu, Network Administrator
April Woodruff, Board Secretary/Office Manager

OTHERS PRESENT:

Jean Cihigoyenette, JC Law Firm
Richard Spires, Learning Tree International

A regular meeting of the Board of Directors of the Inland Empire Utilities Agency* was held at the office of the Agency, 6075 Kimball Avenue, Bldg. B, Chino, California on the above date.

President Elie called the meeting to order at 10:03 a.m. and led the pledge of allegiance to the flag. A quorum was present.

President Elie stated that members of the public may address the Board. There was no one desiring to do so.

President Elie asked if there were any changes/additions/deletions to the agenda. There were no changes/additions/deletions to the agenda.

WORKSHOPS

CYBER SECURITY TRAINING

Deputy Manager of Integrated Systems Services David Malm introduced Richard Spires from Learning Tree International. He was a Chief Information Officer for the Department of Homeland Security and currently the CEO of Learning Tree International. Mr. Spires gave an overview of Cyber Security. He explained why the threat of a major security breach is one of a company's greatest risks. He provided baseline knowledge of cyber security issues, highlighted that, cyber security is a risk management problem, explained the Board's and Executive Managers' responsibilities regarding cyber security, and the tools to help implement an effective governance structure. Discussion ensued about cloud based storage security, the definition and dangers of social engineering, examples of ransomware attacks, the possibilities of physical damage from cybersecurity breaches, testing of the cyber security system, vetting of testers of cyber security systems, planning for further education and preparation by the Board on cyber security, securing vendors so that they do not cause the Agency to be at risk of a breach, preparation planning in case there is a breach, and cyber security insurance.

ENERGY MANAGEMENT WORKSHOP #1

Executive Manager of Engineering/AGM Chris Berch introduced the Energy Management Workshop by stating that energy management is one of the key initiatives that the Agency has been working on for decades. Mr. Berch explained that this was the first part of a two-part series expounding on energy management at each of the Agency's facilities. Manager of Planning and Environmental Resources Sylvie Lee started by providing an overview of the Energy Management Plan. She stated that the Agency looks at proper efficient operation, how to improve the containment of the labor cost, forecasts trends, and endeavors to limit the increase in cost. The Agency has endeavored to be self-sufficient, increase the opportunities for renewable sources, contain costs, and be environmentally responsible. The Agency always factors in energy in the planning of the new projects at the different plants, anticipating new regulations that may be implemented, and how the Agency's energy goals can be continued to be met.

Supervisor of Environmental Compliance and Energy Pietro Cambiaso expounded on the 5 main energy management objectives – peak power independence, grid interdependence, organics diversion, carbon neutrality, and energy efficiency. He explained that the objective of peak power independence is to use only on-site generation and to not purchase any electricity from the grid during peak energy use, and peak pricing periods, which is from 12 pm to 6 pm during the summer season. This goal may be achieved through a combination of energy efficiency projects, effective load management, diversified energy portfolio, and on-site generations like solar. Mr. Cambiaso stated that on the relationship between Southern California Edison and the Agency and the changing trends in electrical loads in California. He further explained how the biogas generated from the anaerobic digestion process would be beneficially used to meet IEUA's energy needs with the organics diversion initiative, which will divert food waste from landfills to IEUA's solids facilities. Member Agency's will be able to comply with the State's organic requirements and overall, this approach will reduce the potential greenhouse gas emission from landfill. While the peak power independence focus on on-site generation (renewable and non-renewable), the carbon neutrality initiative requires that all the electricity needs at IEUA's facility be met from renewable sources. That means optimization of biogas usage, and increased biogas production using food waste and diverted organics from landfill as a resource. Over the last few years IEUA has implemented several efficiency projects, that have reduced the electricity use by approximately 10%. Since IEUA energy needs are projected to grow, staff is committed to reduce energy usage by optimizing the facility operation.

Mr. Cambiaso stated that the RP-5 campus was evaluated as a case study. The existing renewable resources at RP-5 include: 2 x 1.5 Megawatts (MW) engines (using biogas generated from the RP-5 SHF), 1 MW of solar, and 500 kW battery storage. Under the current conditions, and during the winter season, most of the initiatives are met. During a typical summer day, including the recycled water pumping, the actual demand is higher than the electricity generated, the peak power independence goal is no longer met. Assuming 16 million gallons per day influent flow, the expected plant demand, with and without recycled water, is more than the expected renewable energy generation of 2.8 MW, and most of the goals will not be met. A combination of food waste digestion and energy efficiency projects will be necessary in 2025, in order to meet IEUA's goals and objectives.

Discussion ensued about the changes in energy trends in the future, if there are any energy use regulation by the State, energy produced by biogas, current energy costs, shift in focus toward energy storage, and the possible use of ammonia rather than dissolved oxygen to reduce the Agency's demand for energy.

CLOSED SESSION

The Board went into Closed Session at 11:40 a.m., A. PURSUANT TO GOVERNMENT CODE SECTION 54957 – PERSONNEL MATTERS – PUBLIC EMPLOYEE PERFORMANCE EVALUATION: General Manager

The meeting resumed at 12:10 p.m., and General Counsel Jean Cihigoyenatche stated that the below-mentioned matters were discussed in Closed Session, and the Board took the following actions:

Regarding Personnel Matters – Public Employee Performance Evaluation:

General Manager

The Board took no reportable action.

With no further business, President Elie adjourned the meeting at 12:13 p.m.

Jasmin A. Hall, Secretary/Treasurer

APPROVED: MAY 17, 2017



**MINUTES OF THE SPECIAL
MEETING OF
THE
INLAND EMPIRE UTILITIES AGENCY
BOARD OF DIRECTORS**

**WEDNESDAY, APRIL 10, 2017
3:30 P.M.**

DIRECTORS PRESENT:

Steven J. Elie, President
Michael Camacho, Vice President (via teleconference)
Jasmin A. Hall, Secretary/Treasurer
Paul Hofer
Kati Parker

STAFF PRESENT:

P. Joseph Grindstaff, General Manager
April Woodruff, Board Secretary/Office Manager

OTHERS PRESENT:

Marty Cihigoyenette, JC Law Firm

A special meeting of the Board of Directors of the Inland Empire Utilities Agency* was held at the office of the Agency, 6075 Kimball Avenue, Bldg. B, Chino, California on the above date.

President Elie called the meeting to order at 3:31 p.m. and he dispensed with the pledge of allegiance to the flag. A quorum was present.

President Elie stated that members of the public may address the Board. There was no one desiring to do so.

President Elie asked if there were any changes/additions/deletions to the agenda. There were no changes/additions/deletions to the agenda.

CLOSED SESSION

The Board went into Closed Session at 3:31 p.m., A. PURSUANT TO GOVERNMENT CODE SECTION 54956.9(a) – CONFERENCE WITH LEGAL COUNSEL – EXISTING LITIGATION

Regarding conference with legal counsel – existing litigation:

Martin vs. IEUA, Case No. CEIVRS 1000767

The Board took no reportable action.

With no further business, President Elie adjourned the meeting at 3:45 p.m.

Jasmin A. Hall, Secretary/Treasurer

APPROVED: MAY 17, 2017



**MINUTES OF THE REGULAR
MEETING OF
THE
INLAND EMPIRE UTILITIES AGENCY
BOARD OF DIRECTORS**

**WEDNESDAY, APRIL 19, 2017
10:00 A.M.**

DIRECTORS PRESENT:

Steven J. Elie, President
Michael Camacho, Vice President
Jasmin A. Hall, Secretary/Treasurer
Paul Hofer
Kati Parker

STAFF PRESENT:

P. Joseph Grindstaff, General Manager
Chris Berch, Executive Manager of Engineering/AGM
Kathy Besser, Executive Manager of External Affairs & Policy Development/AGM
Sharmeen Bhojani, Manager of Human Resources
Pietro Cambiaso, Supervisor-Environmental Compliance and Energy
Laura Cashion, Grants Administrator
Javier Chagoyen-Lazaro, Manager of Finance and Accounting
Tina Cheng, Budget Officer
Warren Green, Manager of Contracts & Facility Services
Jason Gu, Grants Officer
Randy Lee, Executive Manager of Operations/AGM
Sally Lee, Executive Assistant
Laura Mantilla, Executive Assistant
Jason Pivovaroff, Senior Engineer
Jesse Pompa, Senior Engineer
Michelle Reed, Assistant Engineer
Cheyanne Reseck, Administration Assistant II
Joyce Rucker, Senior Accountant
Shaun Stone, Manager of Engineering
Christina Valencia, Chief Financial Officer/AGM
Albert VanBreukelen, Deputy Manager of Maintenance
Teresa Velarde, Manager of Internal Audit
Jeff Ziegenbein, Manager of Regional Composting Authority
April Woodruff, Board Secretary/Office Manager

OTHERS PRESENT:

Vivian Castro, Chino Basin Water Conservation District
Jean Cihigoyenette, The JC Law Firm

A regular meeting of the Board of Directors of the Inland Empire Utilities Agency* was held at the office of the Agency, 6075 Kimball Avenue, Bldg. B, Chino, California on the above date.

President Elie called the meeting to order at 10:01 a.m. and Chief Financial Officer/AGM Christina Valencia dispensed with the Pledge of Allegiance to the flag. A quorum was present.

President Elie stated that members of the public may address the Board. There was no one desiring to do so.

President Elie asked if there were any changes/additions/deletions to the agenda. There were no changes/additions/deletions to the agenda.

PUBLIC HEARING

PUBLIC HEARING AND ADOPTION OF ORDINANCE NO. 105, BOARD COMPENSATION/BENEFITS

General Counsel Jean Cihigoyenette stated that pursuant to Section 5 of Ordinance No. 98, all compensation/benefits provided to members of the Board are to be reviewed within the first quarter of each calendar year. He stated as provided in Section 20202 of the *California Water Code*, the Board may adjust the amount of the Directors' compensation five percent (5%) per each calendar year following the last adjustment. He noted that the Board's compensation was last adjusted in 2014, to \$225, per day's service. General Counsel Jean Cihigoyenette said that on February 15, 2017, the Board instructed to prepare a new Ordinance (Ordinance No. 105) providing for an upward adjustment to the Board compensation. He noted that the hearing today is to receive public comments for the Board to adopt Ordinance No. 105. General Counsel Jean Cihigoyenette stated that the proposed Ordinance would adjust the Directors' compensation upward 5% from \$225 to \$247.50, beginning July 1, 2017.

President Elie opened the Public Hearing at 10:03 a.m. and hearing no public comments, closed the Public Hearing 10:04 a.m.

Upon motion by Director Hall, seconded by Director Hofer, and the motion carried (5-0):

M2017-4-1

MOVED, to adopt Ordinance No. 105, establishing compensation/benefits, and authorizing reimbursement of expenses for the Board of Directors and their appointed representative to the Metropolitan Water District of Southern California Board of Directors, and outside Committee members.

ORDINANCE NO. 105

ORDINANCE OF THE INLAND EMPIRE UTILITIES AGENCY, A MUNICIPAL WATER DISTRICT, SAN BERNARDINO COUNTY, CALIFORNIA, ESTABLISHING COMPENSATION/BENEFITS, AND AUTHORIZING REIMBURSEMENT OF EXPENSES FOR THE BOARD OF DIRECTORS AND THEIR APPOINTED REPRESENTATIVES TO THE METROPOLITAN WATER DISTRICT OF SOUTHERN CALIFORNIA BOARD OF DIRECTORS AND OUTSIDE COMMITTEE MEMBERS

(for full text, see Ordinance Book)

With the following roll call vote:

Ayes:	Hall, Hofer, Camacho, Parker, Elie
Noes:	None
Absent:	None
Abstain:	None

CLOSED SESSION

The Board went into Closed Session at 10:05 a.m., A. PURSUANT TO GOVERNMENT CODE SECTION 54957 – PERSONNEL MATTERS: General Manager

The meeting resumed at 10:46 a.m., and General Counsel Jean Cihigoyenetché stated that the below-mentioned matter was discussed in Closed Session, and the Board took the following actions:

Regarding Personnel Matters:

General Manager

The Board took no reportable action.

CONSENT CALENDAR

President Elie asked if there were any Board members wishing to pull an item from the Consent Calendar for discussion. Director Hofer requested that Consent Calendar Items 2G – ADOPTION OF RESOLUTION NO. 2017-4-1, APPROVING THE UPDATE OF THE AGENCY'S INVESTMENT POLICY; and 2K – NRW AND COLLECTION SYSTEMS CONSTRUCTION CONTRACT AWARD be pulled from the Consent Calendar for further discussion.

Upon motion by Director Camacho, seconded by Director Parker, and unanimously carried:

M2017-4-2

MOVED, to approve the Consent Calendar.

- A. Approved the minutes from the March 1, 2017 Board Workshop meeting, and the March 15, 2017 Board meeting.
- B. Approved the Amendment No. 6 to the 1975 Joint Exercise of Power Agreement Creating the Santa Ana Watershed Project Authority.
- C. Adopted Resolution No. 2017-4-5, commending the IEUA team members for their outstanding leadership in helping to develop a viable and innovative solution for the South Archibald Plume.

RESOLUTION 2017-4-5

RESOLUTION OF THE BOARD OF DIRECTORS OF THE INLAND EMPIRE UTILITIES AGENCY*, SAN BERNARDINO COUNTY, CALIFORNIA, COMMENDING THE FOLLOWING INLAND EMPIRE UTILITIES AGENCY TEAM MEMBERS IN THEIR OUTSTANDING LEADERSHIP IN RESOLVING THE LONG STANDING ENVIRONMENTAL ISSUE IN THE SOUTH ARCHIBALD PLUME

(for full text, see Resolution Book)

- D. Adopted Resolution No. 2017-4-6, honoring the 10th anniversary of the Inland Empire Regional Composting Facility.

RESOLUTION OF THE BOARD OF DIRECTORS OF THE INLAND EMPIRE UTILITIES AGENCY*, SAN BERNARDINO COUNTY CALIFORNIA, HONORING THE 10TH ANNIVERSARY OF THE INLAND EMPIRE REGIONAL COMPOSTING FACILITY

(for full text, see Resolution Book)

(Continued...)

M2017-4-2, continued.

- E. Adopted Resolution No. 2017-4-7, proclaiming May 7, 2017 through May 13, 2017, as International Compost Awareness Week.

RESOLUTION 2017-4-7

RESOLUTION OF THE BOARD OF DIRECTORS OF THE INLAND EMPIRE UTILITIES AGENCY*, SAN BERNARDINO COUNTY CALIFORNIA, RECOGNIZES MAY 7-13, 2017, AS INTERNATIONAL COMPOST AWARENESS WEEK

(for full text, see Resolution Book)

- F. Approved the total disbursements for the month of January 2017, in the amount of \$11,521,274.26.

G. PULLED.

H. The Board:

1. Approved the master services contract amendments to perform corrosion and condition assessment services for the Agency's physical assets for a total aggregate not-to-exceed amount of \$300,000 over a three-year period to the following:

- Contract No. 4600001614 to V&A Consulting Engineering Inc.
- Contract No. 4600001616 to Lockwood, Andrews, & Newman, Inc.
- Contract No. 4600001622 to HDR Engineering, Inc.; and

2. Authorized the General Manager to execute the contract amendments.

I. The Board:

1. Adopted Resolution No. 2017-4-2, authorizing IEUA to enter into a financial assistance agreement with the U.S. Department of Interior – Bureau of Reclamation (USBR) for the WaterSMART Grants: Water Marketing Strategy Grants for Fiscal Year 2017; and
2. Authorized the General Manager to execute the financial assistance agreement, any amendments, and any grant related documents thereto.

RESOLUTION 2017-4-2

RESOLUTION OF THE BOARD OF DIRECTORS OF THE INLAND EMPIRE UTILITIES AGENCY*, SAN BERNARDINO COUNTY, CALIFORNIA, AUTHORIZING THE INLAND EMPIRE UTILITIES AGENCY TO ENTER INTO A FINANCIAL ASSISTANCE AGREEMENT UNDER THE WATERSMART GRANTS: WATER MARKETING STRATEGY GRANTS FOR FY 2017 WITH THE U.S. DEPARTMENT OF INTERIOR - BUREAU OF RECLAMATION AND DESIGNATING A REPRESENTATIVE

(Continued...)

M2017-4-2, continued.

**TO EXECUTE THE FINANCIAL ASSISTANCE AGREEMENT,
AND ANY AMENDMENTS THERETO FOR THE CHINO BASIN
WATER MARKET PLAN**

(for full text, see Resolution Book)

J. The Board:

1. Adopted an Addendum to the California Environmental Quality Act (CEQA) Initial Study/Mitigated Negative Declaration for the Fontana Water Company Recycled Water Improvement Project; and
2. Authorized the General Manager to file the Notice of Determination (NOD) with the San Bernardino County Clerk of the Board.

K. PULLED.

L. The Board:

1. Awarded the consulting architectural services contract for the proposed RP-5 Operations and Maintenance Building, Project No. EN19001, to Gillis & Panichapan Architects, Inc., for the not-to-exceed amount of \$136,510; and
2. Authorized the General Manager to execute the contract.

M. The Board:

1. Ratified the Retainer Agreement for general labor counsel and related legal services with Dorgan Legal Services, LLC. (DLS), subject to the fees, terms and conditions set forth in Exhibit A; and
2. Authorized the General Manager to execute the Retainer Agreement.

N. The Board:

1. Awarded a digester cleaning service contract for the RP-1 Digesters Nos. 1, 6, and 7, Project No. EN17042, to Synagro-WWT, Inc. in the amount of \$1,750,200; and
2. Authorized the General Manager to execute the contract.

PRESENTATION OF COMMENDATION RESOLUTION TO STAFF

President Elie stated that this presentation is to express a special thank-you to certain IEUA team members who worked tirelessly on the settlement of the Plume project and other related matters. He stated that this is a project near and dear to his heart, because of the late Director Koopman and the many others in the agricultural community. He stated that this was a project with a lot of moving parts and everybody who is recognized today has pulled together to do something unique. President Elie stated that he wholly commended everyone recognized who are very deserving of this praise.

The following IEUA team members were recognized for their contribution:

Christopher Berch
Laura Cashion
Joseph Grindstaff
Jason Gu
Jesse Pompa
Michelle Reed
Cheyanne Reseck
Joyce Rucker
Shaun Stone
Ashley Womack (absent)

ADOPTION OF RESOLUTION NO. 2017-4-1, APPROVING THE UPDATE OF THE AGENCY'S INVESTMENT POLICY

Director Hofer commented that the Agency is managing a large amount of money in investments. He stated that, upon his review of the investment policy, it would be worthy to have a discussion regarding the time and effort that the Agency is devoted to investing this money versus the liquidity, and the expense of having an outside management firm investing for the Agency. He noted the differences in a public company and a private company, especially in the world of today's returns. He stated the Agency should consider whether to retain an investment management company, look into non-liquid returns, look at a savings account with minimal returns, and see if perhaps these options provide a better use of staff's time and efforts.

Chief Financial Officer/AGM Christina Valencia responded that she agreed with Director Hofer. She was considering bringing back this subject for the Board's consideration of the option of contracting a portfolio management firm. She stated that she recognizes that this is a large sum of money invested. Management has been done in house but the Agency has been speaking to PFM advisors who have a large investment firm that focuses on public sector investments for many agencies. PFM is running some analysis and will report what the return would have been if PFM had been managing the portfolio. The Agency is currently paying fees when brokers are used so the Agency is comparing that to what would have been paid had a management firm done the investing for the Agency, who are experts in the field. She stated that managing the Agency's portfolio is not the primary focus of Agency's staff. On the occasion when there has been surplus funds, staff has been investing and holding to maturity which is not always the best strategy.

General Manager Joe Grindstaff added that he had spoken to Ms. Valencia about holding a workshop to cover this subject and there should be a discussion on the process that the Agency uses.

Upon motion by Director Camacho, seconded by Director Hofer, and unanimously carried:

M2017-4-3

MOVED, to adopt Resolution No. 2017-4-1, approving the update of the Agency's Investment Policy for Fiscal Year 2017/18.

RESOLUTION 2017-4-1

RESOLUTION OF THE BOARD OF DIRECTORS OF INLAND EMPIRE UTILITIES AGENCY*, SAN BERNARDINO COUNTY, CALIFORNIA, APPROVING THE ANNUAL UPDATE OF THE AGENCY'S* INVESTMENT POLICY

(for full text, see Resolution Book)

NRW AND COLLECTION SYSTEMS CONSTRUCTION CONTRACT AWARD

Director Hofer commented about the difference between the Agency's engineering estimate for the project cost and the bid that was awarded, which was significantly lower than the other bid that was submitted. He asked when looking at the Agency's estimate from the past couple years, have the estimates been on higher or lower side.

Mr. Grindstaff responded by saying that the Agency's engineering estimates and the bids submitted are typically much closer. He stated that this matter was discussed in the Engineering, Operations, and Water Resources Committee meeting. Executive Manager of Engineering/AGM Chris Berch added that there was a discussion about staff's initial concern when seeing the large difference as well. Both bids were submitted by contractors that the Agency has worked with, so staff was comfortable that both contractors had done a good job in the past. Manager of Engineering Shaun Stone met with the awarded contractor personally to ensure that their bid amount was accurate and gave them the opportunity to review and withdraw if they desired to do so. The contractor remains to stand behind their bid amount. This project is unique in that the cost correlates not so much with the material cost but the means and methods. The contractors feel that they have found a better way to complete the job and the Agency will be watching the project closely. With estimates and bids, the Agency targets to be within 10% and this is an anomaly. Mr. Berch stated that there was a presentation, given about 6 months prior, looking at the comparison of estimate to bids which staff can update and share with Director Hofer.

Upon motion by Director Hofer, seconded by Director Hall, and unanimously carried:

M2017-4-4

MOVED, to:

1. Awarded a construction contract for the Non-Reclaimable Wastewater Manhole Upgrades FY 2016/17 and Collection System Upgrades FY 2016/17, Project Nos. EN17014 and EN17015 respectively, to Ferreira Construction Co. Inc., in the amount of \$284,738; and
2. Authorized the General Manager to execute the construction contract.

ACTION ITEMS

CCWRF CONSULTANT CONTRACT AWARD – 2017 ASSET MANAGEMENT PACKAGE 1

Manager of Engineering Shaun Stone began his presentation by stating the Carbon Canyon plant, located just a mile and a half from IEUA headquarters, was constructed in 1992. There has been general deterioration as common with all wastewater plants in the past 25 years. The plant has not had any significant upgrades or modifications done since its initial construction. Mr. Stone stated that this is package 1, which is the first of three packages. Package 1 will cover the preliminary, primary, and secondary treatments. Package 2 will cover tenant improvements and Package 3 will cover tertiary treatment. The current issues to be addressed in Package 1 will be the inefficient odor control system, deteriorated headworks equipment, blowers that are at the end of service life, and to optimize the operation of the aeration basins. He continued with the overview of the project scope that included condition assessment work between preliminary and primary systems, inspection of all the underground piping, headworks rehabilitation, evaluating a new odor control system, aeration basins modification, replace and automate blowers, and replace backup generator and upgrade controls.

He stated that the Agency received three proposals with the evaluation and selections committee consisting of IEUA Engineering staff, IEUA Operation & Maintenance staff, and a member of Chino Hills. The committee unanimously selected CDM Smith as the consultant of choice. CDM's proposal was for \$3.6 million. It's important to note that \$1.5 million of that fee is related to

condition assessment work. Carbon Canyon itself is at 12 million gallons per day (MGD) with its internal flows and daily average, which the consultants are going to have to move 40 MGD of flow around the plant so that they will be able to get into the pipes to inspect them. Staff is reviewing with operations, methods to reduce that cost by routing flows throughout the system with diversions to RP-1 and RP-5. The total project cost is expected to be \$23.5 million with the total project budget at \$24 million. The current total project budget is \$7 million, put in as an amendment to the proposed for fiscal year 2018 - 2027 TYCIP. Mr. Stone ended his presentation with the timeline of the project.

Director Kati Parker asked if the aeration supply was still the fine bubble aeration panels that was originally installed and maintained. She asked if CDM will have to look at the existing panels. Mr. Chris Berch responded by stating that the Agency will want to look at the evolution of fine bubble diffusion in the last 25 years. Mr. Berch stated that most of the blowers are from old technology that use a lot of power, so there is potentially a large amount of energy savings that can take place by evaluating and replacing the old blowers. Executive Manager of Operations/AGM Randy Lee stated that the blowers that Mr. Berch had mentioned are no longer supported by the manufacturer, so it is difficult to get parts to repair them. The Agency is looking at different ways to control aeration, which is the most energy intensive part of wastewater treatment process. The Agency is looking at exploring using ammonia control versus dissolved oxygen control, which will dramatically reduce energy use for the Agency's treatment plant.

President Elie asked a question about the other contractors that were not selected by the panel and if their pricing was in the same range. Mr. Stone responded by stating the Agency uses a qualification based selection criteria outlined in the government code. All proposals are reviewed first, the most qualified is selected, their fee envelope is opened and then the price is negotiated. If the price is in line with the Agency's estimate then the project is moved forward or items are negotiated in or out of the project. He stated that under this process, the other two contractors fee envelopes were kept sealed and returned, so we do not know what their pricing was.

Upon motion by Director Camacho, seconded by Director Parker, and unanimously carried:

M2017-4-5

MOVED, to:

1. Award a consulting engineering services contract for the CCWRF Asset Management and Improvements Project No. EN17006, to CDM Smith, for the not-to-exceed amount of \$3,631,892; and
2. Authorize the General Manager to execute the consulting engineering services contract.

ADOPTION OF RESOLUTIONS TO AMEND THE MEMORANDA OF UNDERSTANDING AND SALARY MATRICES/SCHEDULES FOR REORGANIZATION AND UNIT MODIFICATION

Manager of Human Resources Sharmeen Bhojani started by stating that the items presented is the recommendation to adopt resolutions amending the Supervisors', General, and Professional Units' Memoranda of Understandings and personnel manuals and amending the respective salary matrices to reflect the reorganization and unit modification. The proposed reorganization plan calls for streamlining management of the Agency's technologies solutions, integrating the grants and records management departments into the new External Affairs and Policy Development division, enhancing the Finance division for critical succession planning, and expanding safety to further promote the Agency safety program. To accomplish this, a proposal is being made to create the position of Chief Information Technology Officer (CITO) to lead the Agency's information systems management efforts. Currently the Agency's information systems management efforts are housed in two different departments that are in two different divisions –

Business Information Systems (BIS) and Integrated System Services (ISS). The proposal is to merge these two sections and directly report to the CITO.

For the purposes of critical succession planning, other proposed positions include the Chief Financial Officer, Manager of Grants, and Deputy Manager of Grants. The incumbent CFO/AGM will be classified as Executive Manager of Finance and Administration/AGM and will oversee the CFO position. The grants group will be transferring from the Engineering division to the new External Affairs and Policy Development division. The records management group will also be transferring from the Finance division to the External Affairs and Policy Development division. Another proposed change includes the creation of Deputy Manager of Safety to support the Agency's goal of achieving the CalOSHA Star Voluntary Protection Program (VPP) Certification, which is a voluntary protection program certification designed to recognize the employers and employees who go above and beyond CalOSHA standards and is the highest designation in workplace safety. To accomplish this goal, additional resources are needed in the safety arena. Another consideration includes the reclassification of incumbent Supervising Contracts and Programs Administrator. Our Supervisor in Procurement retired last year and with that retirement staff recommends to change the incumbents title to Contracts and Procurement Supervisor, combining the Contracts and Procurement roles and compensate the employee accordingly for the addition added duties.

Staff is also asking for approval of some unit modifications with respect to the Agency's bargaining units. As a result of the classification and compensation study that the Agency held a few years prior and subsequent negotiations, the Agency and bargaining units have agreed to unit modifications allowing the transfer of employees to and from Professional and General units to Supervisors' unit and from those units to the Professional unit. Ms. Bhojani concluded her summary of the proposed changes and ask if there were any questions.

Discussion ensued regarding the need for additional information on new positions being created and more clarification in the structural proposal of succession planning. It was suggested to have a PowerPoint in the future in the presentation of the items.

Chief Financial Officer/AGM Christina Valencia mentioned that she planned on bringing the Administrative Services Fund to the May Board meeting which will address employment costs.

No action was taken. The Board tabled this item until the May 17, Board meeting.

(Director Camacho left the meeting room at 11:34 a.m.)

(Director Camacho re-entered the meeting room at 11:36 a.m.)

INFORMATION ITEMS

REVIEW OF PROPOSED BIENNIAL BUDGET FOR FISCAL YEARS 2017/18 AND 2018/19 FOR REGIONAL WASTEWATER, RECYCLED WATER, AND RECHARGE WATER FUNDS AND TEN YEAR CAPITAL IMPROVEMENT PLAN (WRITTEN/POWERPOINT)

Chief Financial Officer/AGM Christina Valencia started her presentation by stating that the Agency has been going over the funds to provide an overview of the various funds of the Agency to give the Board an idea of the trends with respect to major revenues and major expenditures. She stated that today she will be presenting the proposed Ten Year Capital Improvement Plan (TYCIP) and the proposed biennial budget for Recycled Water, Regional Wastewater, and Recharge Water funds. The reason why these funds have been brought forth first is not only because they are the largest programs for the Agency, but also the proposed budget needs to be taken to the Regional Technical and Policy committees for their review and comment. The TYCIP is very much consistent what the Agency has in place today and it remains focused primarily on expansion, rehabilitation, and regulatory compliance. Ms. Valencia showed the long-term planning documents that guide the projects that are included in the TYCIP with growth being a key factor. Our member agencies project to have over 36,000 new EDU's in the next ten years, primarily in

the southern section of the Agency's service area. Over the next 10 years, the Agency is planning to spend about \$850 million to meet this growth. That is about \$72 million more than what has been currently adopted for this year. The reason for this increase was a scope change for the RP-2 and RP-5 expansion, going from 15 mgd to a 30 mgd which increased the cost. Looking at the next 15-year span, the Agency is projected to spend \$1.2 billion. Ms. Valencia went over the major projects and she stated that most of the projects are budgeted in the Regional Wastewater program and Recycled Water program, which make up nearly 70 percent of the total proposed budget. The TYCIP is funded by a combination of pay go, which includes our connection fee revenue, property taxes, fund reserves that the Agency has been able to set aside over time, as well as new debt and grants.

Ms. Valencia continued onto an overview of the proposed biennial budget including all expenditures for the Regional Wastewater, Recycled Water and Recharged Water programs. This included all the proposed operations and maintenance, TYCIP budget, and debt service cost. These programs combined make up 70 percent of the total proposed budget for the Agency. She stated that this would be the emphasis of the budget going forward. She explained that the Agency is transitioning to more preventive maintenance strategy with the goal to be at 30 percent corrective and 70 percent preventive. This strategy will reduce maintenance costs as work done on an emergency basis can cost up to 30 percent more. Transitioning as a more preventive maintenance approach is the most cost effective way of operating. She went over the major projects under the Regional Operations fund and gave an overview of the wastewater operations expenses and revenues. At the request of the Regional Sewerage Technical Committee, the Agency has committed to report how the Agency is tracking against the 2015 projections, which were the basis to the adopted 5 year rates.

Director Hofer asked if the actual Equivalent Dwelling Unit (EDU) charge was the same in every one of our client agency's cities. Ms. Valencia answered by stating for the Agency it is the same, but the respective cities can add rates accordingly.

Mr. Grindstaff pointed out that the cost of service of projected FY 17/18's replacement and repair (R&R) projects is partly driven by projects such as Carbon Canyon Water Recycling Facility (CCWRF) that was presented earlier today. The cost of service for projects like these can be high for a number of years; however, if it is looked at over a 10 or 20 year period, it may decrease again. The Agency will have a more accurate projection with a few more years of tracking all of the numbers and charging rates appropriately.

Ms. Valencia continued her presentation with her overview of the wastewater operations fund reserve and the wastewater capital fund expense, revenues, and reserves. She finished with the timeline of when budget items will be brought to the Board in the coming months.

ENGINEERING AND CONSTRUCTION MANAGEMENT PROJECT UPDATES (POWERPOINT)

Manager of Engineering Shaun Stone gave a PowerPoint presentation on the Engineering and Construction Management project updates. He provided updates on the following projects: EN11031 – RP-5 Flow Equalization; EN11039 - RP-1 Disinfection Pump Improvements; EN14019 – RP-1 Headworks Primary and Secondary Upgrades; EN14047 – SCADA Control Upgrades; EN15012 – RP-1 Primary Effluent Conveyance Improvements; EN16047 – HQ Parking Lot.

President Elie noted that he would like the completed percentage of the projects included in the Engineering and Construction Management project updates. Director Hall mentioned that she would like to see the challenges and the positives of the projects noted as well.

MWD & DROUGHT UPDATE (ORAL)

Senior Engineer Jason Pivovarov reported the Metropolitan Water District of Southern California monthly recap of water conditions and sales. He stated State Water Project allocation increased

to 85%; snowpack is at 185% (47.7 inches water equivalent); North Sierra precipitation is at 209% (92 inches); and an increase in storage forecast of 0.7 to 1.2 million acre feet (MAF).

THE FOLLOWING INFORMATION ITEMS WERE RECEIVED AND FILED BY THE BOARD:

TREASURER'S REPORT OF FINANCIAL AFFAIRS (WRITTEN/ POWERPOINT)

PUBLIC OUTREACH AND COMMUNICATION (WRITTEN)

LEGISLATIVE REPORT FROM INNOVATIVE FEDERAL STRATEGIES (WRITTEN)

LEGISLATIVE REPORT FROM WEST COAST ADVISORS (WRITTEN)

LEGISLATIVE REPORT FROM AGRICULTURAL RESOURCES (WRITTEN)

CALIFORNIA STRATEGIES, LLC MONTHLY ACTIVITY REPORT (WRITTEN)

FEDERAL LEGISLATIVE TRACKING MATRIX (WRITTEN)

STATE LEGISLATIVE TRACKING MATRIX (WRITTEN)

3RD QUARTER PLANNING & ENVIRONMENTAL RESOURCES UPDATE (POWERPOINT)

RECYCLED WATER SEMI-ANNUAL UPDATE FY 2016/17 (POWERPOINT)

SEPTIC TO SEWER FEASIBILITY STUDY UPDATE (POWERPOINT)

AGENCY REPRESENTATIVES' REPORTS

SAWPA REPORT

Director Hall reported that the SAWPA Commission meeting was fairly routine.

MWD REPORT

Director Camacho had nothing additional to report.

REGIONAL SEWERAGE PROGRAM POLICY COMMITTEE REPORT

Director Parker reported that staff presented the subject to sewer feasibility study that was presented at the Agency's board workshop on April 5, 2017.

CHINO BASIN WATERMASTER REPORT

Director Elie reported that the judge has come out with another opinion.

GENERAL MANAGER'S REPORT

General Manager Joe Grindstaff stated that he had nothing further to report.

BOARD OF DIRECTORS' REQUESTED FUTURE AGENDA ITEMS

There were no Board requested future agenda items.

DIRECTORS' COMMENTS

Director Hall reported that she attended the IEUA Special Districts Dinner, Annual Grove Riverside Conference, Association of Women in Water, and a social mixer where she met SPARKS students. She mentioned that it would be nice to have them come see what a Board meeting is like. She also attended the American Academy of Environmental Engineers and Scientists with President Elie in Washington, D.C.

Director Camacho reported that on March 23 and 24, he attended the WELL Conference, the Water Educations for Latino Leaders in San Diego. It was a great conference and many elected officials in the state of California attend this conference that are not water related, so they were able to hear water perspectives and get educated on water issues.

President Elie reported that he hosted the Special Districts Dinner and had Randall Lewis as the speaker and it was very well received. Last week, he attended the Academy of Environmental Engineers and Scientists Luncheon with Director Hall, Chris Berch, Kathy Besser, and Jesse Pompa to accept three awards for excellence in environmental engineering and science for the battery storage project. The Agency received honorable mentions and three grand prizes for planning, operations maintenance, and environmental sustainability.

CLOSED SESSION

The Board went into Closed Session at 12:10 p.m., B. PURSUANT TO GOVERNMENT CODE SECTION 54956.9(a) – CONFERENCE WITH LEGAL COUNSEL – EXISTING LITIGATION: (1) Chino Basin Municipal Water District vs. City of Chino, Case No. RCV51010; (2) Martin vs. IEUA, Case No. CIVRS 1000767; (3) Mwembu vs. IEUA, Case No. CIVDS 1415762; (4) Spiniello vs. SAWPA, Case No. BC 616589; C. PURSUANT TO GOVERNMENT CODE SECTION 54956.8 – CONFERENCE WITH REAL PROPERTY NEGOTIATOR: (1) Supplemental Water Transfer/Purchase, Negotiating Party: General Manager P. Joseph Grindstaff, Under Negotiation: Price and Terms of Purchase; D. PURSUANT TO GOVERNMENT CODE SECTION 54956.9(d)(4) CONFERENCE WITH LEGAL COUNSEL – ANTICIPATED LITIGATION; INITIATION OF LITIGATION: Three (3) Cases; E. PURSUANT TO GOVERNMENT CODE SECTION 54957 – PERSONNEL MATTERS: Various Positions; F. PURSUANT TO GOVERNMENT CODE SECTION 54957 – PERSONNEL MATTERS – PUBLIC EMPLOYEE PERFORMANCE EVALUATION: General Manager.

The meeting resumed at 12:50 p.m., and General Counsel Jean Cihigoyenette stated that the below-mentioned matters were discussed in Closed Session, and the Board took the following actions:

Regarding Conference with Legal Counsel – Existing Litigation:

Martin vs. IEUA, Case No. CIVRS 1000767

The Board unanimously approved a settlement agreement in the amount of \$720,000, funded through insurance proceeds, which concludes this matter. The settlement agreement is on file with the Agency.

Regarding Conference with Legal Counsel – Existing Litigation:

Chino Basin Municipal Water District vs. City of Chino, Case No. RCV51010

Mwembu vs. IEUA, Case No. CIVDS 1415762

The Board took no reportable action.

Regarding Conference with Legal Counsel – Existing Litigation:

Spiniello vs. SAWPA, Case No. BC 616589

The Board did not discuss.

Regarding Conference with Real Property Negotiator:

Supplemental Water Transfer/Purchase

The Board took no reportable action.

Regarding Conference with Legal Counsel – Anticipated Litigation; Initiation of Litigation:

Two Cases

The Board took no reportable action.

Regarding Conference with Legal Counsel – Anticipated Litigation; Initiation of Litigation:

One Case

The Board did not discuss.

Regarding Personnel Matters:

Various Positions

The Board did not discuss.

Regarding Personnel Matters – Public Employee Performance Evaluation:

General Manager

The Board did not discuss.

With no further business, President Elie adjourned the meeting at 12:56 p.m.

Jasmin A. Hall, Secretary/Treasurer

APPROVED: MAY 17, 2017


CONSENT
CALENDAR
ITEM


3B


Date: May 17, 2017

To: The Honorable Board of Directors

Through: Finance and Administration Committee (5/10/17)

From:  P. Joseph Grindstaff
General Manager

Submitted by:  Christina Valencia
Chief Financial Officer/Assistant General Manager

 Javier Chagoyen-Lazaro
Manager of Finance and Accounting

Subject: Report on General Disbursements

RECOMMENDATION

It is recommended that the Board of Directors approve the total disbursements for the month of March 2017, in the amount of \$28,681,716.24.

BACKGROUND

March disbursement activity includes vendor payments (check numbers 218011-218592) of \$6,457,271.17 and worker's compensation payments (check numbers 04740-04761) of \$5,089.84. The total amount of ACH and wire transfer payments is \$22,214,114.36, which includes payroll taxes in the amount of \$1,092,810.19. The total employee pay was \$2,061,927.16. The total pay for the Board of Directors was \$7,844.78.

Payment Type		Transactions	Total Amount
Check	Vendors	581	6,457,271.17
	Workers-Comp	22	5,089.84
	Payroll-Directors'	3	5,240.87
	Payroll-Others	0	.00
Subtotal Check		606	\$6,467,601.88
ACH		180	\$17,094,448.96
Wire Transfer	Payroll-Net Pay	3	2,061,927.16
	Payroll-Directors'	2	2,603.91
	Others	20	3,055,134.33
Subtotal Wires		25	\$5,119,665.40
TOTAL		811	\$28,681,716.24

Payments to vendors this month above \$500,000 include:

Vendor	Amount	Description
CDA	15,275,431.10	Chino II Expansion Project-Pass Though
COUNTY SANITATION DISTRICT OF LA	1,076,374.52	16/17-3 QTR Wastewater Treatment Surchg
MWD	1,049,361.99	2/2017 Water Purchase
IRS	913,703.44	P/R 5,6,7, DIR 03 Taxes
PERS	857,224.29	3/17 Health Ins, P/R 5,6,7, Dir 3 Deferred Comp
JF SHEA CONSTRUCTION	636,497.63	EN16024-Mixed Liquor Return Pumps 2/2017 Pay Est 3
FERREIRA COASTAL	594,279.21	EN16071-SB Ave Gravity Sewer 2/2017 Pay Est 3, 2/2017 SB Lift Station Maintenance
SWRCB	545,414.72	SRF Repayment # 8, #130, #110, #120

The report on general disbursements is consistent with the Agency's Business Goal of Fiscal Responsibility in providing financial reporting that accounts for general disbursements associated with operating requirements.

PRIOR BOARD ACTION

None.

IMPACT ON BUDGET

The cash held by the Agency's various funds, including the Administrative Services (GG) Fund, is reduced as a result of paying the Agency's authorized expenditures.

INLAND EMPIRE UTILITIES AGENCY

PAYROLL FOR MARCH 3, 2017

PRESENTED AT BOARD MEETING ON MAY 17, 2017

GROSS PAYROLL COSTS			\$1,250,798.75
DEDUCTIONS			(\$563,247.67)
NET PAYROLL			\$687,551.08 =====
NET PAYROLL BREAKDOWN	CHECKS	EFT	TOTAL
CHECKS USED	-		
TRANSACTION PROCESSED	0	354	354
AMOUNT	\$0.00	\$687,551.08	<u>\$687,551.08</u>

INLAND EMPIRE UTILITIES AGENCY

PAYROLL FOR MARCH 17, 2017

PRESENTED AT BOARD MEETING ON MAY 17, 2017

GROSS PAYROLL COSTS			\$1,252,230.67
DEDUCTIONS			(\$561,766.90)
NET PAYROLL			\$690,463.77 =====
NET PAYROLL BREAKDOWN	CHECKS	EFT	TOTAL
CHECKS USED	-		
TRANSACTION PROCESSED	0	354	354
AMOUNT	\$0.00	\$690,463.77	<u>\$690,463.77</u>

INLAND EMPIRE UTILITIES AGENCY

PAYROLL FOR MARCH 31, 2017

PRESENTED AT BOARD MEETING ON MAY 17, 2017

GROSS PAYROLL COSTS			\$1,096,680.44
DEDUCTIONS			(\$412,768.13)
NET PAYROLL			\$683,912.31 =====
NET PAYROLL BREAKDOWN	CHECKS	EFT	TOTAL
CHECKS USED	-		
TRANSACTION PROCESSED	0	355	355
AMOUNT	\$0.00	\$683,912.31	<u>\$683,912.31</u>

INLAND EMPIRE UTILITIES AGENCY

RATIFICATION OF BOARD OF DIRECTORS

PAYROLL FOR MARCH 10, 2017
PRESENTED AT BOARD MEETING ON MAY 17, 2017

DIRECTOR NAME	GROSS PAYROLL	NET PAYROLL
MICHAEL CAMACHO	\$4,044.68	\$1,476.36
TFERRY CATLIN	\$1,455.84	\$1,175.44
STEVEN ELIE	\$6,177.50	\$2,589.07
JASMIN HALL	\$2,946.00	\$1,837.99
PAUL HOFER	\$0.00	\$0.00
KATHERINE PARKER	\$2,488.65	\$765.92
TOTALS	\$17,112.67	\$7,844.78

TOTAL EFTS PROCESSED	2
BEGINNING CHECK NO.	105906
ENDING CHECK NO.	105908
TOTAL CHECKS PROCESSED	3

DIRECTOR PAYSHEET FOR IEUA REPRESENTATIVE
ON REGIONAL POLICY COMMITTEE (ALTERNATE)

MICHAEL CAMACHO
EMPLOYEE NO. 1140
ACCOUNT NO. 10900 110100 500000 501215


FEBRUARY 2017

DATE	TYPE OF MEETING	ATTENDANCE	TOTAL COMPENSATION
02-02-17	Regional Policy Committee Meeting.	(Cancelled)	\$-0-
TOTAL REIMBURSEMENT Up to 10 days of service per month per Ordinance No. 73, Section 1 (d) (i.e., \$125.00 – difference between Regional Policy Committee (\$100.00 and Agency meetings \$225.00) including Agency meetings			\$-0-
Total No. of Meetings Attended			0
Total No. of Meetings Paid			0

**DIRECTOR
SIGNATURE**



Approved by:



Steven J. Elie
President, Board of Directors

**DIRECTOR PAYSHEET FOR IEUA REPRESENTATIVE
ON MWD BOARD**

MICHAEL CAMACHO
EMPLOYEE NO. 1140
ACCOUNT NO. 10700 110115 110000 511010

FEBRUARY 2017

DATE	TYPE OF MEETING	ATTENDANCE	TOTAL COMPENSATION
02-06-17	MWD Real Property & Asset Committee Telecon	Yes	\$225.00
02-10-17	Hoover Dam & Colorado River Tour	Yes	\$225.00
02-11-17	Hoover Dam & Colorado River Tour	Yes	\$225.00
02-12-17	Hoover Dam & Colorado River Tour	Yes	\$225.00
02-13-17	MWD Standing Committee Meetings	Yes (10 Mtgs. Max)	\$-0-
02-14-17	MWD Standing Committee Meetings and Board Meeting	Yes (10 Mtgs. Max)	\$-0-
02-28-17	MWD other Committee Meetings	Yes (10 Mtgs. Max)	\$-0-
TOTAL REIMBURSEMENT (Up to 10 days of service per month per Ordinance No. 83)			\$900.00
Total No. of Meetings Attended			7
Total No. of Meetings Paid			4

DIRECTOR
SIGNATURE



Approved by:



Steven J. Elie
President, Board of Directors

IEUA DIRECTOR PAYSHEET

MICHAEL CAMACHO
 EMPLOYEE NO. 1140
 ACCOUNT NO. 10200 110100 100000 501010

FEBRUARY 2017

DATE	TYPE OF MEETING	ATTENDANCE	TOTAL COMPENSATION
02-01-17	IEUA Board Meeting	Yes	\$225.00
02-01-17	IEUA Service Award Luncheon	Yes (same day)	\$-0-
02-08-17	Community and Legislative Affairs Committee	No (Adjourned lack of quorum)	\$-0-
02-08-17	Engineering, Operations and Water Resources Committee	Yes	\$225.00
02-09-17	Southern Coalition/Inland Caucus Meeting	Yes	\$225.00
02-15-17	IEUA Board Meeting	Yes	\$225.00
02-16-17	IEUA Leadership Breakfast	Yes	\$225.00
02-23-17	Rancho Cucamonga State of the City	Yes	\$225.00
TOTAL REIMBURSEMENT (Up to 10 days of service per month per Ordinance No. 83, including MWD meetings)			\$1,350.00
Total No. of Meetings Attended			7
Total No. of Meetings Paid			6

DIRECTOR
SIGNATURE



Approved by:



Steven J. Elie
President, Board of Directors


IEUA DIRECTOR PAYSHEET

STEVEN J. ELIE
 EMPLOYEE NO. 1175
 ACCOUNT NO. 10200 110100 100000 501010

FEBRUARY 2017

DATE	TYPE OF MEETING	ATTENDANCE	TOTAL COMPENSATION
02-01-17	IEUA Board Meeting	Yes	\$225.00
02-01-17	IEUA Service Awards Luncheon	Yes (same day)	\$-0-
02-03-17	Mtg. w/G. Newmark re: Ontario Plume follow-up	Yes	\$225.00
02-06-17	So Calif. Water Committee	Yes	\$225.00
02-08-17	Community and Legislative Affairs Committee	No (Adjourned lack of quorum)	\$-0-
02-08-16	Brfst. Mtg. w/ T Haughey & G Duncan, City of Chino	Yes	\$225.00
02-13-17	Board Agenda Review Meeting with General Counsel and GM	Yes	\$225.00
02-14-17	NRWI Board meeting @ OCWD	Yes	\$225.00
02-15-17	Board Meeting	Yes	\$225.00
02-16-17	IEUA Leadership Breakfast	Yes	\$225.00
02-16-17	Mtg. w/Assembly Member F. Rodriguez	Yes (same day)	\$-0-
02-23-17	Mtg. w/ K. Berchtold, RWQCB to discuss Agency business	Yes (decline pymt.)	\$-0-
02-27-17	Mtg. w/J Kightlinger to discuss Agency business	Yes	\$225.00
02-28-17	Mtg. w/M. Whitehead to discuss Agency business	Yes	\$225.00
TOTAL REIMBURSEMENT (Up to 10 days of service per month per Ordinance No. 83)			\$2,250.00
Total No. of Meetings Attended			13
Total No. of Meetings Paid			10

DIRECTOR
SIGNATURE



 Michael Camacho
 Vice President, Board of Directors

Approved by:

Michael Camacho
 Vice President, Board of Directors

**DIRECTOR PAYSHEET FOR IEUA
ON WATERMASTER BOARD**

STEVEN J. ELIE
EMPLOYEE NO. 1175
ACCOUNT NO. 10200 110100 100000 501010

FEBRUARY 2017

DATE	TYPE OF MEETING	ATTENDANCE	TOTAL COMPENSATION
02-23-17	CBWM Board Meeting	Yes*	\$-0-

TOTAL REIMBURSEMENT Up to 10 days of service per month per Ordinance No. 83, Section 1 (d) (i.e., \$100.00 – difference between Watermaster \$125.00 and District meetings \$225.00), including District meetings	\$-0-
Total No. of Watermaster Meetings Attended	1
Total No. of Watermaster Meetings Paid	0

***Decline IEUA portion**

DIRECTOR
SIGNATURE _____


Approved by: _____
Michael Camacho
Vice President, Board of Directors

DIRECTOR PAYSHEET FOR IEUA REPRESENTATIVE
ON CHINO DESALTER AUTHORITY (ALTERNATE)

STEVEN J. ELIE
EMPLOYEE NO. 1175
ACCOUNT NO. 10200 110100 100000 501010

FEBRUARY 2017

DATE	TYPE OF MEETING	ATTENDANCE	TOTAL COMPENSATION
02-02-16	CDA Board Meeting	No (cancelled)	\$-0-
TOTAL REIMBURSEMENT			\$-0-
Up to 10 days of service per month per Ordinance No. 83, Section 1 (d) (i.e., \$75.00 – difference between CDA (\$150.00 And Agency meetings \$225.00) including Agency meetings			
Total No. of CDA Meetings Attended			0
Total No. of CDA Meetings Paid			0

DIRECTOR
SIGNATURE _____


Approved by: _____
Michael Camacho
Vice President, Board of Directors

DIRECTOR PAYSHEET FOR IEUA REPRESENTATIVE
ON CHINO DESALTER AUTHORITY

JASMIN A. HALL
EMPLOYEE NO. 1256
ACCOUNT NO. 10200 110100 100000 501010

FEBRUARY 2017

DATE	TYPE OF MEETING	ATTENDANCE	TOTAL COMPENSATION
02-02-17	CDA Board Meeting	No (cancelled)	\$-0-
TOTAL REIMBURSEMENT			\$-0-
Up to 10 days of service per month per Ordinance No. 83, Section 1 (d) (i.e., \$75.00 – difference between CDA (\$150.00 And Agency meetings \$225.00 excludes alternate) including Agency meetings			
Total No. of CDA Meetings Attended			0
Total No. of CDA Meetings Paid			0

DIRECTOR
SIGNATURE



Approved by: _____

Steven J. Elie
President, Board of Directors

*Chino Desalter Authority will pay \$150.00 per meeting directly to the Agency.


IEUA DIRECTOR PAYSHEET

JASMIN A. HALL
 EMPLOYEE NO. 1256
 ACCOUNT NO. 10200 110100 100000 501010

FEBRUARY 2017

DATE	TYPE OF MEETING	ATTENDANCE	TOTAL COMPENSATION
02-01-17	IEUA Board Meeting	Yes	\$225.00
02-01-17	IEUA Service Awards Luncheon	Yes (same day)	\$-0-
02-06-17	IERCA Board Meeting	Yes	\$225.00
02-08-17	Finance and Admin. Committee Meeting	Yes	\$225.00
02-09-17	Fontana Police Officers Association's BOD and Awards	Yes	\$225.00
02-13-17	Business Activity Mtg. w/C Hays	Yes	\$225.00
02-15-17	Mtg w/ CFO C Valencia and staff to discuss budget	Yes (staff)	\$-0-
02-15-17	IEUA Board Meeting	Yes	\$225.00
02-16-17	Three Valleys Leadership Brkfst.	Yes	\$225.00
02-21-17	Policy Agenda Review mtg. w/ J Armendarez & C Hays fr. Fontana and IEUA staff	Yes	\$225.00
02-27-17	CASA DC Policy Forum Conference	Yes	\$225.00
02-28-17	CASA DC Policy Forum Conference	Yes	\$225.00
TOTAL REIMBURSEMENT (Up to 10 days of service per month per Ordinance No. 83)			\$2,250.00
Total No. of Meetings Attended			12
Total No. of Meetings Paid			10

DIRECTOR
SIGNATURE



Approved by:

 Steven J. Elie
 President, Board of Directors


DIRECTOR PAYSHEET FOR IEUA
ON SAWPA COMMISSION

JASMIN A. HALL
EMPLOYEE NO. 1256
ACCOUNT NO. 10500 110100 165000 501010

FEBRUARY 2017

DATE	TYPE OF MEETING	ATTENDANCE	TOTAL COMPENSATION
02-07-17	SAWPA Commission Workshop	Yes	\$27.18
02-21-17	SAWPA Commission Meeting	Yes (same day)	\$-0-
TOTAL REIMBURSEMENT			\$54.36
Up to 10 days of service per month per Ordinance No. 83,			\$27.18
Section 1 (d) (i.e., \$27.18 – difference between SAWPA (\$197.82 (eff. 2/16/16) and Agency meetings \$225.00 including Agency meetings			
Total No. of SAWPA Meetings Attended			2
Total No. of SAWPA Meetings Paid			2

DIRECTOR
SIGNATURE



Approved by: _____

Steven J. Elie
President, Board of Directors

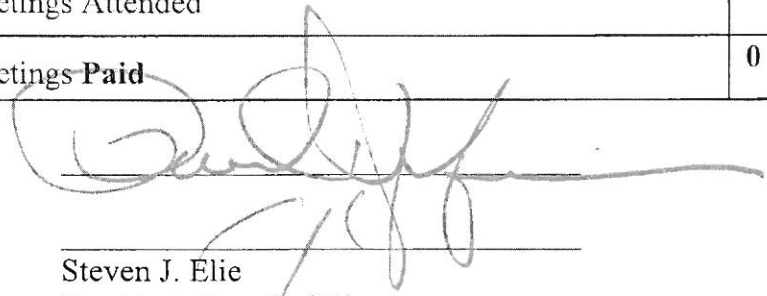
IEUA DIRECTOR PAYSHEET

PAUL HOFER
 EMPLOYEE NO. 1349
 ACCOUNT NO. 10200 110100 100000 501010

FEBRUARY 2017

DATE	TYPE OF MEETING	ATTENDANCE	TOTAL COMPENSATION
02-01-17	IEUA Board Meeting	Yes	\$-0-
02-06-17	IERCA Board Meeting	Yes	\$-0-
02-08-17	Finance & Admin Committee Mtg.	Yes	\$-0-
02-15-17	IEUA Board Meeting	Yes	\$-0-
02-23-17	Ontario Oversight Meeting	Yes	\$-0-
TOTAL REIMBURSEMENT (Up to 10 days of service per month per Ordinance No. 83)			\$-0-
Total No. of Meetings Attended			5
Total No. of Meetings Paid			0

DIRECTOR
SIGNATURE



Approved by:

 Steven J. Elie
 President, Board of Directors


Director Hofer has waived all stipend payments.


DIRECTOR PAYSHEET FOR IEUA
ON SAWPA COMMISSION (ALTERNATE)

KATI PARKER
EMPLOYEE NO. 1362
ACCOUNT NO. 10500 110100 165000 501010

FEBRUARY 2017

DATE	TYPE OF MEETING	ATTENDANCE	TOTAL COMPENSATION
02-07-17	SAWPA Commission Workshop	Yes	\$27.18
02-21-17	SAWPA Commission	Yes	\$27.18
TOTAL REIMBURSEMENT			\$54.36
Up to 10 days of service per month per Ordinance No. 83, Section 1 (d) (i.e., \$27.18 – difference between SAWPA (\$197.82 (eff. 2/16/16) and Agency meetings \$225.00 including Agency meetings			
Total No. of SAWPA Meetings Attended			2
Total No. of SAWPA Meetings Paid			2

DIRECTOR
SIGNATURE 

Approved by: 
Steven J. Elie
President, Board of Directors

DIRECTOR PAYSHEET FOR IEUA REPRESENTATIVE
ON REGIONAL POLICY COMMITTEE

KATI PARKER
EMPLOYEE NO. 1362
ACCOUNT NO. 10900 110100 500000 501215

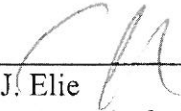
FEBRUARY 2017

DATE	TYPE OF MEETING	ATTENDANCE	TOTAL COMPENSATION
02-03-17	Regional Policy Committee Meeting.	Cancelled	\$-0-
TOTAL REIMBURSEMENT Up to 10 days of service per month per Ordinance No. 73, Section 1 (d) (i.e., \$125.00 – difference between Regional Policy Committee (\$100.00 and Agency meetings \$225.00) including Agency meetings			\$-0-
Total No. of Meetings Attended			0
Total No. of Meetings Paid			0

**DIRECTOR
SIGNATURE**



Approved by:




Steven J. Elie
President, Board of Directors


DIRECTOR PAYSHEET FOR IEUA REPRESENTATIVE
ON WATERMASTER BOARD (ALTERNATE)

KATI PARKER
EMPLOYEE NO. 1362
ACCOUNT NO. 10200 110100 100000 501010

FEBRUARY 2017

DATE	TYPE OF MEETING	ATTENDANCE	TOTAL COMPENSATION
02-23-17	CBWM Board Meeting	Yes	\$100.00
TOTAL REIMBURSEMENT			\$100.00
Up to 10 days of service per month per Ordinance No. 83, Section 1 (d) (i.e., \$100.00 – difference between Watermaster \$125.00 and District meetings \$225.00), including District meetings			
Total No. of Watermaster Meetings Attended			1
Total No. of Watermaster Meetings Paid			1

DIRECTOR
SIGNATURE 


Approved by: 
Steven J. Elie
President, Board of Directors


IEUA DIRECTOR PAYSHEET

KATI PARKER
 EMPLOYEE NO. 1362
 ACCOUNT NO. 10200 1100100 100000 501010

FEBRUARY 2017

DATE	TYPE OF MEETING	ATTENDANCE	TOTAL COMPENSATION
02-01-17	IEUA Board Meeting	Yes	\$225.00
02-01-17	IEUA Service Awards Luncheon	Yes (same day)	\$-0-
02-08-17	Engineering, Operations & Water Resources Committee	Yes	\$225.00
02-15-17	IEUA Portrait Appointment	Yes (same day)	\$-0-
02-15-17	IEUA Board Meeting	Yes	\$225.00
02-28-17	Mtg. Mgr. of Internal Audit Teresa Velarde and GM Grindstaff re: Audit Department	Yes (staff)	\$-0-
TOTAL REIMBURSEMENT			\$675.00
Up to 10 days of service per month per Ordinance No. 83,			
Section 1 (d) (i.e., \$27.18 – difference between SAWPA (\$197.82 (eff. 2/16/16) and Agency meetings \$225.00 including Agency meetings			
Total No. of SAWPA Meetings Attended			6
Total No. of SAWPA Meetings Paid			3

DIRECTOR SIGNATURE 

Approved by: 
 Steven J. Elie
 President, Board of Directors

Bank	CBB	CITIZENS BUSINESS BANK	ONTARIO CA	917610000
Bank Key	122234149			
Acct number	CHECK	231167641		

Check						
Check number from to	Payment	Pmnt date	Crcy	Amount paid (FC)	Recipient/void reason code	Enca./void
218011	2200081116	03/02/2017	USD	952.06	ACCUSTANDARD INC NEW HAVEN CT	03/10/2017
218012	2200081156	03/02/2017	USD	445.00	ADVANCED CHEMICAL TECHNOLOGY IRANCHO CUCAMONGA CA	03/08/2017
218013	2200081115	03/02/2017	USD	1,846.99	AGILENT TECHNOLOGIES INC LOS ANGELES CA	03/06/2017
218014	2200081095	03/02/2017	USD	431.50	AIRGAS WEST INC PASADENA CA	03/06/2017
218015	2200081177	03/02/2017	USD	2,625.00	ALS ENVIRONMENTAL DALLAS TX	03/09/2017
218016	2200081112	03/02/2017	USD	195.00	AMERICAN COMPRESSOR CO SANTA FE SPRINGS CA	03/07/2017
218017	2200081194	03/02/2017	USD	239.14	AMERICAN HERITAGE LIFE INSURANDALLAS TX	03/09/2017
218018	2200081154	03/02/2017	USD	1,480.00	AMP MECHANICAL INC COSTA MESA CA	03/08/2017
218019	2200081107	03/02/2017	USD	5,448.25	ANIXTER INC DALLAS TX	03/07/2017
218020	2200081141	03/02/2017	USD	186.79	BAVCO LONG BEACH CA	03/08/2017
218021	2200081131	03/02/2017	USD	330.46	BOOT BARN INC IRVINE CA	03/09/2017
218022	2200081210	03/02/2017	USD	350.00	BRULE, CHRISTOPHER CHINO HILLS CA	03/07/2017
218023	2200081220	03/02/2017	USD	179.94	BURKE, JERRY CHINO HILLS CA	03/03/2017
218024	2200081192	03/02/2017	USD	1,361.15	BURRTEC WASTE INDUSTRIES INC FONTANA CA	03/09/2017
218025	2200081108	03/02/2017	USD	1,625.00	CALIF WATER ENVIRONMENT ASSOC OAKLAND CA	03/17/2017
218026	2200081167	03/02/2017	USD	10,694.57	CALIFORNIA WATER TECHNOLOGIES SANTA FE SPRINGS CA	03/13/2017
218027	2200081208	03/02/2017	USD	98.42	CARL H TAYLOR III CRYSTAL RIVER FL	03/08/2017
218028	2200081109	03/02/2017	USD	4,630.50	CHINO BASIN WATER CONSERVATIONMONTCLAIR CA	03/10/2017
218029	2200081132	03/02/2017	USD	654.06	CHINO VALLEY UNIFIED SCHOOL DICHINO CA	03/10/2017
218030	2200081150	03/02/2017	USD	5,644.38	CINTAS CORPORATTON LOC#150 PHOENIX AZ	03/13/2017
218031	2200081129	03/02/2017	USD	230.78	CINTAS FIRST AID & SAFETY LOCCINCINNATI OH	03/07/2017
218032	2200081206	03/02/2017	USD	446.50	CITY EMPLOYEES ASSOCIATES LONG BEACH CA	03/14/2017
218033	2200081100	03/02/2017	USD	761.00	CITY OF CHINO CHINO CA	03/06/2017
218034	2200081187	03/02/2017	USD	2,573.31	CITY OF CHINO CHINO CA	03/06/2017
218035	2200081162	03/02/2017	USD	6,295.92	CIVIC PUBLICATIONS INC LA VERNE CA	03/09/2017
218036	2200081217	03/02/2017	USD	2,526.00	CONCEMINO, FRANCIS CHINO HILLS CA	03/07/2017
218037	2200081203	03/02/2017	USD	72.88	CONSECO LIFE INSURANCE COMPANYATLANTA GA	03/14/2017
218038	2200081168	03/02/2017	USD	418.40	D & H WATER SYSTEMS INC OCEANSIDE CA	03/09/2017
218039	2200081105	03/02/2017	USD	4,413.38	DELL MARKETING L P PASADENA CA	03/06/2017
218040	2200081214	03/02/2017	USD	350.00	DIRA, RUEL CHINO HILLS CA	03/14/2017
218041	2200081185	03/02/2017	USD	14,335.59	DORGAN LEGAL SERVICES LLP PASADENA CA	03/08/2017
218042	2200081181	03/02/2017	USD	8,363.58	DXP ENTERPRISES INC HOUSTON TX	03/09/2017
218043	2200081164	03/02/2017	USD	5,641.58	ELECTRO-CHEMICAL DEVICES, INC ANAHEIM CA	03/07/2017
218044	2200081082	03/02/2017	USD	962.64	FISHER SCIENTIFIC LOS ANGELES CA	03/06/2017
218045	2200081121	03/02/2017	USD	495.79	FLORENCE FILTER CORP COMPTON CA	03/08/2017
218046	2200081104	03/02/2017	USD	2,935.41	FLUID COMPONENTS INTERNATIONALSAN MARCOS CA	03/07/2017
218047	2200081102	03/02/2017	USD	144.80	FONTANA HERALD NEWS FONTANA CA	03/08/2017
218048	2200081189	03/02/2017	USD	599.22	FONTANA WATER COMPANY FONTANA CA	03/08/2017
218049	2200081190	03/02/2017	USD	2,152.43	FOUNDATION HA ENERGY GENERATIO SAN FRANCISCO CA	03/16/2017
218050	2200081193	03/02/2017	USD	2,456.58	FRONTIER COMMUNICATIONS CORP CINCINNATI OH	03/13/2017
218051	2200081098	03/02/2017	USD	6,316.37	GRAINGER PALATINE IL	03/07/2017
218052	2200081083	03/02/2017	USD	1,225.96	HAAKER EQUIPMENT COMPANY LA VERNE CA	03/08/2017
218053	2200081139	03/02/2017	USD	2,214.60	HACH COMPANY CHICAGO IL	03/07/2017
218054	2200081084	03/02/2017	USD	4,164.86	HARRINGTON INDUSTRIAL PLASTIC SCHINO CA	03/07/2017

Bank	CBB	CITIZENS BUSINESS BANK	ONTARIO CA	917610000
Bank Key	122234149			
Acct number	CHECK	231167641		

Check						
Check number from to	Payment	Pmnt date	Crcy	Amount paid (FC)	Recipient/void reason code	Enca./void
218055	2200081175	03/02/2017	USD	883.00	HEIDER INSPECTION GROUP ONTARIO CA	03/21/2017
218056	2200081085	03/02/2017	USD	3,943.44	HOME DEPOT CREDIT SERVICES DES MOINES IA	03/09/2017
218057	2200081163	03/02/2017	USD	2,888.43	ICE QUBE INC GREENSBURG PA	03/08/2017
218058	2200081119	03/02/2017	USD	1,785.90	IMPRESSIONS GOURMET CATERING ONTARIO CA	03/08/2017
218059	2200081128	03/02/2017	USD	50.00	INDUSTRIAL HEARING & PULMONARYUPLAND CA	03/08/2017
218060	2200081191	03/02/2017	USD	32,703.73	INLAND BIOENERGY LLC FONTANA CA	03/23/2017
218061	2200081198	03/02/2017	USD	66.00	INLAND EMPIRE UNITED WAY RANCHO CUCAMONGA CA	03/15/2017
218062	2200081144	03/02/2017	USD	8,000.00	INNOVATIVE FEDERAL STRATEGIES WASHINGTON DC	03/13/2017
218063	2200081096	03/02/2017	USD	780.04	INTERSTATE BATTERY SYSTEM ALTA LOMA CA	03/08/2017
218064	2200081174	03/02/2017	USD	84,446.50	JEREMY HARRIS CONSTRUCTION, INRIVERSIDE CA	03/08/2017
218065	2200081099	03/02/2017	USD	13,905.51	JWC ENVIRONMENTAL LOS ANGELES CA	03/06/2017
218066	2200081086	03/02/2017	USD	1,233.34	KAMAN INDUSTRIAL TECHNOLOGIES LOS ANGELES CA	03/06/2017
218067	2200081161	03/02/2017	USD	385.00	KIM'S MASTER AUTO REPAIR CHINO CA	03/10/2017
218068	2200081213	03/02/2017	USD	99.00	LAU, ALAN CHINO HILLS CA	03/20/2017
218069	2200081127	03/02/2017	USD	6,845.20	LEE & RO INC CITY OF INDUSTRY CA	03/07/2017
218070	2200081205	03/02/2017	USD	281.00	LEGALSHIELD ADA OK	03/10/2017
218071	2200081204	03/02/2017	USD	14,612.16	LIFE INSURANCE COMPANY OF PHILADELPHIA PA	03/07/2017
218072	2200081176	03/02/2017	USD	225.57	MANAGED MOBILE INC PLACENTIA CA	03/08/2017
218073	2200081209	03/02/2017	USD	192.00	MARIA FRESQUEZ LAS VEGAS NV	03/07/2017
218074	2200081219	03/02/2017	USD	2,500.00	MARTINEZ, MILENA CHINO HILLS CA	03/06/2017
218075	2200081155	03/02/2017	USD	29,424.78	MEYERS NAVE OAKLAND CA	03/07/2017
218076	2200081122	03/02/2017	USD	435.57	MIDPOINT BEARING ONTARIO CA	03/06/2017
218077	2200081212	03/02/2017	USD	214.92	MULLANEY, JOHN CHINO HILLS CA	03/06/2017
218078	2200081148	03/02/2017	USD	423.10	NATIONAL CONSTRUCTION RENTALS PACOIMA CA	03/07/2017
218079	2200081101	03/02/2017	USD	59.00	NATIONAL NOTARY ASSOCIATION CHATSWORTH CA	03/08/2017
218080	2200081218	03/02/2017	USD	80.02	NGUYEN, LONG F CHINO HILLS CA	03/27/2017
218081	2200081111	03/02/2017	USD	11.77	O-RINGS & THINGS FONTANA CA	03/10/2017
218082	2200081081	03/02/2017	USD	2,709.94	OFFICE DEPOT PHOENIX AZ	03/08/2017
218083	2200081103	03/02/2017	USD	4,106.64	ONTARIO FIRE EXTINGUISHER CO ONTARIO CA	03/24/2017
218084	2200081130	03/02/2017	USD	2,005.20	PALM AUTO DETAIL INC COLTON CA	03/13/2017
218085	2200081207	03/02/2017	USD	287.00	PATRICK W HUNTER PHELAN CA	03/09/2017
218086	2200081088	03/02/2017	USD	3,306.14	PATTON SALES CORP ONTARIO CA	03/07/2017
218087	2200081202	03/02/2017	USD	96.54	PERS LONG TERM CARE PROGRAM PASADENA CA	03/08/2017
218088	2200081097	03/02/2017	USD	793.49	PETTY CASH EXPENDITURES CHINO CA	03/06/2017
218089	2200081184	03/02/2017	USD	2,575.23	PK SAFETY SUPPLY ALAMEDA CA	03/09/2017
218090	2200081143	03/02/2017	USD	1,907.91	PLUMBERS DEPOT INC HAWTHORNE CA	03/07/2017
218091	2200081137	03/02/2017	USD	2,562.37	PONTON INDUSTRIES INC YORBA LINDA CA	03/13/2017
218092	2200081080	03/02/2017	USD	29.16	RBM LOCK & KEY ONTARIO CA	03/10/2017
218093	2200081123	03/02/2017	USD	195.74	RED WING SHOE STORE COVINA CA	03/08/2017
218094	2200081215	03/02/2017	USD	21.54	RILEY, STEPHANIE CHINO CA	03/17/2017
218095	2200081089	03/02/2017	USD	4,120.70	RMA GROUP RANCHO CUCAMONGA CA	03/09/2017
218096	2200081211	03/02/2017	USD	350.00	ROSALES, TIMOTEO CHINO HILLS CA	03/20/2017
218097	2200081090	03/02/2017	USD	16,181.31	ROYAL WHOLESALE ELECTRIC ORANGE CA	03/07/2017
218098	2200081149	03/02/2017	USD	1,906.48	RSD LAKE FOREST CA	03/08/2017

Bank	CBB	CITIZENS BUSINESS BANK	ONTARIO CA 917610000
Bank Key	122234149		
Acct number	CHECK	231167641	

Check

Check number from to	Payment	Pmnt date	Crcy	Amount paid (FC)	Recipient/void reason code	Enca./void
218099	2200081188	03/02/2017	USD	413.81	SO CALIF GAS MONTEREY PARK CA	03/13/2017
218100	2200081165	03/02/2017	USD	2,400.00	STAFFING NETWORK LLC CAROL STREAM IL	03/07/2017
218101	2200081146	03/02/2017	USD	26,592.44	STANTEC CONSULTING INC CHICAGO IL	03/07/2017
218102	2200081138	03/02/2017	USD	1,035.88	SUPPORT PRODUCT SERVICES INC MURRIETA CA	03/13/2017
218103	2200081113	03/02/2017	USD	435.05	TELEDYNE INSTRUMENTS INC DALLAS TX	03/07/2017
218104	2200081124	03/02/2017	USD	8,152.56	TELEDYNE INSTRUMENTS INC DALLAS TX	03/07/2017
218105	2200081147	03/02/2017	USD	4,073.00	THE AUSTIN COMPANY CLEVELAND OH	03/07/2017
218106	2200081179	03/02/2017	USD	7,667.50	TKE ENGINEERING INC RIVERSIDE CA	03/15/2017
218107	2200081126	03/02/2017	USD	39,225.35	TOM DODSON & ASSOCIATES SAN BERNARDINO CA	03/07/2017
218108	2200081216	03/02/2017	USD	111.20	TRAN, VINCENT CHINO HILLS CA	03/07/2017
218109	2200081117	03/02/2017	USD	150.00	TRI STATE ENVIRONMENTAL SAN BERNARDINO CA	03/15/2017
218110	2200081171	03/02/2017	USD	350.00	TRIPEPI SMITH AND ASSOCIATES, IRVINE CA	03/08/2017
218111	2200081151	03/02/2017	USD	18,507.51	U S BANK FARGO ND	03/08/2017
218112	2200081134	03/02/2017	USD	830.94	U S BANK NA MINNEAPOLIS MN	03/07/2017
218113	2200081125	03/02/2017	USD	1,315.77	U S HOSE INC ONTARIO CA	03/08/2017
218114	2200081118	03/02/2017	USD	825.02	ULTRA SCIENTIFIC NORTH KINGSTOWN RI	03/10/2017
218115	2200081158	03/02/2017	USD	4,273.72	UNIVERSAL PROTECTION SERVICE PASADENA CA	03/08/2017
218116	2200081157	03/02/2017	USD	8,402.16	UNIVERSAL PROTECTION SERVICE RIVERSIDE CA	
218117	2200081145	03/02/2017	USD	3,080.00	US COMPOSTING COUNCIL RESTON VA	03/13/2017
218118	2200081200	03/02/2017	USD	243.33	US DEPARTMENT OF EDUCATION ATLANTA GA	03/15/2017
218119	2200081166	03/02/2017	USD	9,268.33	UTILIQUEST LLC ATLANTA GA	03/06/2017
218120	2200081169	03/02/2017	USD	344.50	V3IT CONSULTING INC NAPERVILLE IL	03/08/2017
218121	2200081114	03/02/2017	USD	1,914.00	VANCE CORPORATION RIALTO CA	03/08/2017
218122	2200081178	03/02/2017	USD	263.08	VANTAGE TECHNOLOGY CONSULTING EL SEGUNDO CA	03/14/2017
218123	2200081186	03/02/2017	USD	1,550.00	VPPPA INC FALLS CHURCH VA	03/10/2017
218124	2200081092	03/02/2017	USD	885.30	VWR INTERNATIONAL LLC PITTSBURGH PA	03/09/2017
218125	2200081170	03/02/2017	USD	5,000.00	WATER EDUCATION FOR LATINO LEALOS ANGELES CA	03/10/2017
218126	2200081093	03/02/2017	USD	8,037.50	WAXIE SANITARY SUPPLY LOS ANGELES CA	03/09/2017
218127	2200081094	03/02/2017	USD	7,730.67	WEST VALLEY MOSQUITO AND ONTARIO CA	03/07/2017
218128	2200081110	03/02/2017	USD	288.00	WESTERN ANALYTICAL LABORATORIECHINO CA	03/06/2017
218129	2200081135	03/02/2017	USD	5,031.26	WESTERN WATER WORKS SUPPLY CO CHINO HILLS CA	03/08/2017
218130	2200081159	03/02/2017	USD	800.00	WORKFORCE SAFETY MURRIETA CA	03/09/2017
218131	2200081142	03/02/2017	USD	2,467.67	WORLDWIDE EXPRESS ALBANY NY	03/07/2017
218132	2200081140	03/02/2017	USD	2,361.90	XYLEM DEWATERING SOLUTIONS INCCHICAGO IL	03/08/2017
218133	2200081160	03/02/2017	USD	1,032.37	XYLEM WATER SOLUTIONS USA INC CHICAGO IL	03/09/2017
218134	2200081183	03/02/2017	USD	499.00	YORKE ENGINEERING LLC SAN JUAN CAPISTRANO CA	03/07/2017
218137	2200081349	03/09/2017	USD	300.00	, MERIDIAN PROPERTY GROUP RANCHO CUCAMONGA CA	03/22/2017
218138	2200081350	03/09/2017	USD	300.00	AGARWAL, HARI CHINO HILLS CA	03/20/2017
218139	2200081261	03/09/2017	USD	506.80	AIRGAS WEST INC PASADENA CA	03/15/2017
218140	2200081271	03/09/2017	USD	1,233.65	ALL AMERICAN CRANE MAINTENANCEWALNUT CA	03/14/2017
218141	2200081270	03/09/2017	USD	132.87	AMERICAN COMPRESSOR CO SANTA FE SPRINGS CA	03/14/2017
218142	2200081351	03/09/2017	USD	300.00	ANDERSON, DEANNA ONTARIO CA	03/22/2017
218143	2200081306	03/09/2017	USD	47.49	ASAP INDUSTRIAL SUPPLY FONTANA CA	03/14/2017
218144	2200081312	03/09/2017	USD	1,465.31	AUTOZONE INC ATLANTA GA	03/16/2017

Bank		CBB		CITIZENS BUSINESS BANK		ONTARIO CA 917610000	
Bank Key		122234149					
Acct number		CHECK		231167641			
Check							
Check number from to	Payment	Pmnt date	Crcy	Amount paid (FC)	Recipient/void reason code	Enca./void	
218145	2200081282	03/09/2017	USD	484.84	BOOT BARN INC IRVINE CA	03/17/2017	
218146	2200081314	03/09/2017	USD	16,918.83	BRIGHTVIEW LANDSCAPES LLC ROCKVILLE MD	03/29/2017	
218147	2200081352	03/09/2017	USD	658.37	CABRERA, STEVEN FONTANA CA	03/22/2017	
218148	2200081269	03/09/2017	USD	688.00	CALIF WATER ENVIRONMENT ASSOC OAKLAND CA	03/24/2017	
218149	2200081288	03/09/2017	USD	8,720.00	CALIFORNIA HAZARDOUS SERVICES SANTA ANA CA	03/16/2017	
218150	2200081315	03/09/2017	USD	10,725.19	CALIFORNIA WATER TECHNOLOGIES SANTA FE SPRINGS CA	03/28/2017	
218151	2200081344	03/09/2017	USD	334.91	CAMACHO, MICHAEL CHINO HILLS CA	03/16/2017	
218152	2200081274	03/09/2017	USD	1,595.90	CAROLLO ENGINEERS INC SALT LAKE CITY UT	03/15/2017	
218153	2200081281	03/09/2017	USD	22,500.00	CASA SACRAMENTO CA	04/07/2017	
218154	2200081353	03/09/2017	USD	419.68	CHEN, KEVIN CHINO HILLS CA	03/29/2017	
218155	2200081297	03/09/2017	USD	2,795.01	CINTAS CORPORATION LOC#150 PHOENIX AZ	03/17/2017	
218156	2200081334	03/09/2017	USD	3,633.36	CITY OF CHINO CHINO CA	03/13/2017	
218157	2200081247	03/09/2017	USD	25.13	CITY RENTALS INC ONTARIO CA	03/15/2017	
218158	2200081309	03/09/2017	USD	13,734.18	CONSERV CONSTRUCTION INC MURRIETA CA	03/27/2017	
218159	2200081268	03/09/2017	USD	8,946.75	DELL MARKETING L P PASADENA CA	03/13/2017	
218160	2200081346	03/09/2017	USD	125.00	DYER, DANIEL CHINO HILLS CA	03/16/2017	
218161	2200081280	03/09/2017	USD	162.65	E Z PARTY RENTALS POMONA CA	03/14/2017	
218162	2200081311	03/09/2017	USD	1,397.72	ELECTRO-CHEMICAL DEVICES, INC ANAHEIM CA	03/14/2017	
218163	2200081345	03/09/2017	USD	137.27	ELIE, STEVE CHINO HILLS CA	03/13/2017	
218164	2200081332	03/09/2017	USD	8.66	ERNESTO RAMOS DOWNEY CA	03/22/2017	
218165	2200081310	03/09/2017	USD	4,215.00	EUROFINS EATON ANALYTICAL, INC GRAPEVINE TX	03/14/2017	
218166	2200081354	03/09/2017	USD	300.00	FARAG, HABIB RANCHO CUCAMONGA CA	03/20/2017	
218167	2200081318	03/09/2017	USD	63,526.00	FERREIRA COASTAL CONSTRUCTION BRANCHBURG NJ	03/14/2017	
218168	2200081249	03/09/2017	USD	2,003.40	FISHER SCIENTIFIC LOS ANGELES CA	03/13/2017	
218169	2200081338	03/09/2017	USD	1,242.28	FOUNDATION HA ENERGY GENERATION SAN FRANCISCO CA	03/22/2017	
218170	2200081339	03/09/2017	USD	2,434.41	FRONTIER COMMUNICATIONS CORP CINCINNATI OH	03/16/2017	
218171	2200081328	03/09/2017	USD	5,630.00	GILLIS + PANICHAPAN ARCHITECTS COSTA MESA CA	03/15/2017	
218172	2200081287	03/09/2017	USD	471.25	GOLDEN STATE LABOR COMPLIANCE PALMDALE CA	03/20/2017	
218173	2200081327	03/09/2017	USD	20,900.00	GP STRATEGIES CORPORATION COLUMBIA MD	03/22/2017	
218174	2200081264	03/09/2017	USD	1,768.98	GRAINGER PALATINE IL	03/14/2017	
218175	2200081340	03/09/2017	USD	265.00	GUARDIANO, GARY CHINO HILLS CA	03/27/2017	
218176	2200081355	03/09/2017	USD	300.00	GUTIERREZ, DANIEL RANCHO CUCAMONGA CA	03/20/2017	
218177	2200081285	03/09/2017	USD	2,359.74	HACH COMPANY CHICAGO IL	03/13/2017	
218178	2200081347	03/09/2017	USD	131.65	HALL, JASMIN CHINO HILLS CA	03/16/2017	
218179	2200081250	03/09/2017	USD	1,208.23	HARRINGTON INDUSTRIAL PLASTICS CHINO CA	03/14/2017	
218180	2200081301	03/09/2017	USD	4,657.00	HARRIS STEEL FENCE CO INC LOS ANGELES CA	03/28/2017	
218181	2200081251	03/09/2017	USD	559.09	HOME DEPOT CREDIT SERVICES DES MOINES IA	03/16/2017	
218182	2200081329	03/09/2017	USD	4,539.96	IDEXX DISTRIBUTION INC WESTBROOK ME	03/17/2017	
218183	2200081276	03/09/2017	USD	86.01	INDUSTRIAL SUPPLY COMPANY ONTARIO CA	03/14/2017	
218184	2200081267	03/09/2017	USD	279.19	INGERSOLL RAND COMPANY CHICAGO IL	03/13/2017	
218185	2200081296	03/09/2017	USD	1,368.80	INTEGRATED DESIGN SERVICES INC IRVINE CA	03/13/2017	
218186	2200081302	03/09/2017	USD	1,150.00	JB'S POOLS & PONDS INC UPLAND CA	03/14/2017	
218187	2200081279	03/09/2017	USD	7,950.00	JDV EQUIPMENT CORP DOVER NJ	03/16/2017	
218188	2200081252	03/09/2017	USD	990.56	JENSEN INSTRUMENT CO AZUSA CA	03/14/2017	

Bank		CBB	CITIZENS BUSINESS BANK		ONTARIO CA 917610000	
Bank Key		122234149				
Acct number		CHECK	231167641			
Check						
Check number from to	Payment	Pmnt date	Crcy	Amount paid (FC)	Recipient/void reason code	Enca./void
218189	2200081253	03/09/2017	USD	33.21	JOHNSON POWER SYSTEMS RIVERSIDE CA	03/15/2017
218190	2200081316	03/09/2017	USD	1,407.50	KAIZEN INFOSOURCE LLC PALO ALTO CA	03/15/2017
218191	2200081333	03/09/2017	USD	1,645.00	KELLY ASSOCIATES MANAGEMENT GRFULLERTON CA	03/20/2017
218192	2200081308	03/09/2017	USD	35.00	KIM'S MASTER AUTO REPAIR CHINO CA	03/14/2017
218193	2200081356	03/09/2017	USD	300.00	KNAPP, LORETTA RANCHO CUCAMONGA CA	03/23/2017
218194	2200081357	03/09/2017	USD	300.00	LEE, RICHARD CHINO HILLS CA	03/27/2017
218195	2200081341	03/09/2017	USD	152.07	LEE, SYLVIE CHINO HILLS CA	
218196	2200081343	03/09/2017	USD	111.66	LENING, SCOTT CHINO HILLS CA	03/23/2017
218197	2200081358	03/09/2017	USD	300.00	MALES, MARILEE RANCHO CUCAMONGA CA	03/27/2017
218198	2200081320	03/09/2017	USD	589.24	MANAGED MOBILE INC PLACENTIA CA	03/14/2017
218199	2200081275	03/09/2017	USD	587.66	MIDPOINT BEARING ONTARIO CA	03/13/2017
218200	2200081262	03/09/2017	USD	3,615.87	MISSION REPROGRAPHICS RIVERSIDE CA	03/14/2017
218201	2200081359	03/09/2017	USD	300.00	MORENO, ROGELIO FONTANA CA	03/20/2017
218202	2200081299	03/09/2017	USD	2,485.00	NATIONAL CINEMEDIA LLC CENTENNIAL CO	03/21/2017
218203	2200081325	03/09/2017	USD	3,552.51	NEW MILLENNIUM CONSTRUCTION CHINO HILLS CA	03/15/2017
218204	2200081248	03/09/2017	USD	7,725.79	OFFICE DEPOT PHOENIX AZ	03/15/2017
218205	2200081330	03/09/2017	USD	860.93	ON TIME SUPPLIES ATLANTA GA	03/16/2017
218206	2200081335	03/09/2017	USD	304.00	ONTARIO MUNICIPAL UTILITIES COONTARIO CA	03/13/2017
218207	2200081289	03/09/2017	USD	125.00	OSTS INC CHINO CA	03/14/2017
218208	2200081321	03/09/2017	USD	4,599.50	PACIFIC COURIERS INC FULLERTON CA	03/14/2017
218209	2200081348	03/09/2017	USD	46.44	PARKER, KATI CHINO HILLS CA	03/14/2017
218210	2200081254	03/09/2017	USD	121.96	PATTON SALES CORP ONTARIO CA	03/14/2017
218211	2200081263	03/09/2017	USD	1,828.39	PETE'S ROAD SERVICE FULLERTON CA	03/15/2017
218212	2200081266	03/09/2017	USD	214.84	PHELPS INDUSTRIAL PRODUCTS INCELKRIDGE MD	03/16/2017
218213	2200081290	03/09/2017	USD	507.98	PLUMBERS DEPOT INC HAWTHORNE CA	03/15/2017
218214	2200081313	03/09/2017	USD	1,573.07	PMC ENGINEERING LLC DANBURY CT	03/14/2017
218215	2200081317	03/09/2017	USD	1,575.49	PREMIUM PROMOTIONALS UPLAND CA	03/15/2017
218216	2200081360	03/09/2017	USD	300.00	RAMIREZ, GUS CHINO HILLS CA	03/21/2017
218217	2200081255	03/09/2017	USD	484.51	RAMONA TIRE & SERVICE CENTERS HEMET CA	03/17/2017
218218	2200081307	03/09/2017	USD	89.65	RDO TRUST # 80-5800 LAKESIDE CA	03/14/2017
218219	2200081319	03/09/2017	USD	2,186.05	RIGHT OF WAY INC SAN DIMAS CA	03/15/2017
218220	2200081292	03/09/2017	USD	202,880.05	RMC WATER AND ENVIRONMENT WALNUT CREEK CA	03/16/2017
218221	2200081256	03/09/2017	USD	10,032.95	ROYAL WHOLESALE ELECTRIC ORANGE CA	03/14/2017
218222	2200081295	03/09/2017	USD	384.59	RSD LAKE FOREST CA	03/15/2017
218223	2200081278	03/09/2017	USD	3,128.25	SAN BERNARDINO COUNTY SAN BERNARDINO CA	03/31/2017
218224	2200081286	03/09/2017	USD	25,373.92	SANCON ENGINEERING INC HUNTINGTON BEACH CA	03/15/2017
218225	2200081303	03/09/2017	USD	940.00	SCREENVISION DIRECT NEW YORK NY	03/17/2017
218226	2200081322	03/09/2017	USD	16,055.00	SDT NORTH AMERICA COBOURG ON	03/30/2017
218227	2200081361	03/09/2017	USD	300.00	SIU, STANLEY CHINO HILLS CA	03/20/2017
218228	2200081257	03/09/2017	USD	110.41	SMART & FINAL LOS ANGELES CA	03/16/2017
218229	2200081336	03/09/2017	USD	69,199.12	SO CALIF EDISON ROSEMEAD CA	03/14/2017
218230	2200081337	03/09/2017	USD	1,420.99	SO CALIF GAS MONTEREY PARK CA	03/23/2017
218231	2200081331	03/09/2017	USD	3,760.00	SOFTWAREONE INC WAUKESHA WI	03/14/2017
218232	2200081294	03/09/2017	USD	1,139.96	STANTEC CONSULTING INC CHICAGO IL	03/14/2017

Bank		CBB		CITIZENS BUSINESS BANK		ONTARIO CA 917610000	
Bank Key		122234149					
Acct number		CHECK		231167641			
Check							
Check number from to	Payment	Pmnt date	Crcy	Amount paid (FC)	Recipient/void reason code	Enca./void	
218233	2200081326	03/09/2017	USD	498.94	STORETRIEVE LLC MONTEBELLO CA	03/14/2017	
218234	2200081342	03/09/2017	USD	273.47	TRAN, VINCENT CHINO HILLS CA	03/17/2017	
218235	2200081273	03/09/2017	USD	150.00	TRI STATE ENVIRONMENTAL SAN BERNARDINO CA	03/15/2017	
218236	2200081362	03/09/2017	USD	1,469.62	TULAC, DONALD FONTANA CA	03/20/2017	
218237	2200081277	03/09/2017	USD	390.55	U S HOSE INC ONTARIO CA	03/14/2017	
218238	2200081258	03/09/2017	USD	334.50	UNDERGROUND SERVICE ALERT/SC CORONA CA	03/20/2017	
218239	2200081324	03/09/2017	USD	3,596.41	UNITED LABORATORIES INC ST CHARLES IL	03/14/2017	
218240	2200081305	03/09/2017	USD	3,690.94	UNIVERSAL PROTECTION SERVICE PASADENA CA	03/16/2017	
218241	2200081291	03/09/2017	USD	864.00	URIMAGE BLOOMINGTON CA	03/15/2017	
218242	2200081304	03/09/2017	USD	8,928.70	US BANK VOYAGER FLEET SYSTEMS KANSAS CITY MO	03/15/2017	
218243	2200081272	03/09/2017	USD	3,591.90	USA BLUE BOOK GURNEE IL	03/15/2017	
218244	2200081298	03/09/2017	USD	367.30	VULCAN FLARE & MECHANICAL SERVDOWNNEY CA	03/21/2017	
218245	2200081259	03/09/2017	USD	1,333.10	VWR INTERNATIONAL LLC PITTSBURGH PA	03/14/2017	
218246	2200081284	03/09/2017	USD	12,797.19	W A RASIC CONSTRUCTION CO INC LONG BEACH CA	03/14/2017	
218247	2200081323	03/09/2017	USD	32,560.00	WALLACE & ASSOCIATES CONSULTINPARK CITY UT	03/15/2017	
218248	2200081363	03/09/2017	USD	300.00	WANG, SHIOW YUEH RANCHO CUCAMONGA CA		
218249	2200081293	03/09/2017	USD	10,000.00	WATER ENVIRONMENT & REUSE FOUNPHILADELPHIA PA	03/14/2017	
218250	2200081265	03/09/2017	USD	275.00	WATER ENVIRONMENT FEDERATION BOSTON MA	03/14/2017	
218251	2200081260	03/09/2017	USD	4,697.55	WAXIE SANITARY SUPPLY LOS ANGELES CA	03/15/2017	
218252	2200081283	03/09/2017	USD	4,672.47	WESTERN WATER WORKS SUPPLY CO CHINO HILLS CA	03/15/2017	
218253	2200081300	03/09/2017	USD	18,955.00	WESTIN ENGINEERING INC RANCHO CORDOVA CA	03/14/2017	
218254	2200081364	03/09/2017	USD	1,673.96	WOODS, TRACY RANCHO CUCAMONGA CA	03/27/2017	
218255	2200081366	03/09/2017	USD	9,999.00	KVAC ENVIRONMENTAL SERVICES INRANCHO CUCAMONGA CA	03/14/2017	
218256	2200081435	03/16/2017	USD	335.72	ACCUSTANDARD INC NEW HAVEN CT	03/22/2017	
218257	2200081421	03/16/2017	USD	752.65	AIRGAS WEST INC PASADENA CA	03/20/2017	
218258	2200081471	03/16/2017	USD	1,107.55	ALTA FOODCRAFT COFFEE ORANGE CA	03/22/2017	
218259	2200081520	03/16/2017	USD	178.60	ARAMBULA, BLANCA CHINO HILLS CA	04/11/2017	
218260	2200081474	03/16/2017	USD	109.00	ASAP INDUSTRIAL SUPPLY FONTANA CA	03/21/2017	
218261	2200081477	03/16/2017	USD	20.26	AUTOZONE INC ATLANTA GA	03/24/2017	
218262	2200081450	03/16/2017	USD	140.93	BOOT BARN INC IRVINE CA	03/24/2017	
218263	2200081523	03/16/2017	USD	176.58	BOUGHAN, ARIN CHINO HILLS CA	03/21/2017	
218264	2200081460	03/16/2017	USD	100.00	BOWMAN, JIM W ONTARIO CA	03/20/2017	
218265	2200081480	03/16/2017	USD	578.50	BRIGHTVIEW LANDSCAPES LLC ROCKVILLE MD	03/29/2017	
218266	2200081500	03/16/2017	USD	5,990.62	BURRTEC WASTE INDUSTRIES INC FONTANA CA	03/22/2017	
218267	2200081487	03/16/2017	USD	20,477.62	BUSINESS CARD WILMINGTON DE	03/20/2017	
218268	2200081431	03/16/2017	USD	110.00	CALIF SOCIETY OF MUNICIPAL SACRAMENTO CA	03/31/2017	
218269	2200081443	03/16/2017	USD	300.90	CALIFORNIA NEWSPAPER SERVICE BLOS ANGELES CA	03/21/2017	
218270	2200081469	03/16/2017	USD	8,000.00	CALIFORNIA STRATEGIES LLC SACRAMENTO CA	03/22/2017	
218271	2200081482	03/16/2017	USD	7,001.93	CALIFORNIA WATER TECHNOLOGIES SANTA FE SPRINGS CA	03/28/2017	
218272	2200081513	03/16/2017	USD	98.42	CARL H TAYLOR III CRYSTAL RIVER FL	03/24/2017	
218273	2200081441	03/16/2017	USD	15,359.55	CAROLLO ENGINEERS INC SALT LAKE CITY UT	03/21/2017	
218274	2200081453	03/16/2017	USD	17,461.00	CASC ENGINEERING AND CONSULTINCOLTON CA	03/21/2017	
218275	2200081492	03/16/2017	USD	100.00	CETINA, LUIS H. RANCHO CUCAMONGA CA	03/22/2017	
218276	2200081429	03/16/2017	USD	1,375.00	CHINO BASIN WATER CONSERVATIONMONTCLAIR CA	03/27/2017	

Bank		CBB		CITIZENS BUSINESS BANK		ONTARIO CA 917610000	
Bank Key		122234149					
Acct number		CHECK		231167641			
Check							
Check number from to	Payment	Pmnt date	Crcy	Amount paid (FC)	Recipient/void reason code	Enca./void	
218277	2200081436	03/16/2017	USD	204.00	CHINO CREEK TOASTMASTER CLUB CHINO HILLS CA		
218278	2200081462	03/16/2017	USD	2,374.20	CINTAS CORPORATION LOC#150 PHOENIX AZ		03/28/2017
218279	2200081511	03/16/2017	USD	446.50	CITY EMPLOYEES ASSOCIATES LONG BEACH CA		03/28/2017
218280	2200081486	03/16/2017	USD	5,800.00	CONTROLWORKS, INC. CHINO CA		03/21/2017
218281	2200081408	03/16/2017	USD	1,067,570.82	COUNTY SANITATION DISTRICTS OFWHITTIER CA		03/22/2017
218282	2200081459	03/16/2017	USD	100.00	ELROD, EARL CHINO CA		
218283	2200081476	03/16/2017	USD	1,550.00	EPI-USE AMERICA INC ATLANTA GA		04/03/2017
218284	2200081475	03/16/2017	USD	16,665.00	EUROFINS EATON ANALYTICAL, INCGRAPEVINE TX		03/21/2017
218285	2200081485	03/16/2017	USD	84,474.00	FERREIRA COASTAL CONSTRUCTION BRANCBURG NJ		03/21/2017
218286	2200081410	03/16/2017	USD	1,573.69	FISHER SCIENTIFIC LOS ANGELES CA		03/20/2017
218287	2200081502	03/16/2017	USD	3,932.22	FRONTIER COMMUNICATIONS CORP CINCINNATI OH		03/23/2017
218288	2200081426	03/16/2017	USD	317.63	GENERAL BOTTLE INC LOS ANGELES CA		03/22/2017
218289	2200081457	03/16/2017	USD	6,710.00	GOLDEN STATE LABOR COMPLIANCE PALMDALE CA		04/03/2017
218290	2200081424	03/16/2017	USD	313.48	GOVERNMENT FINANCE OFFICERS ASCHICAGO IL		03/23/2017
218291	2200081423	03/16/2017	USD	2,385.49	GRAINGER PALATINE IL		03/22/2017
218292	2200081456	03/16/2017	USD	3,528.81	HACH COMPANY CHICAGO IL		03/21/2017
218293	2200081411	03/16/2017	USD	3,142.96	HARRINGTON INDUSTRIAL PLASTICSCHINO CA		03/21/2017
218294	2200081519	03/16/2017	USD	55.76	HAWES, STEPHANIE CHINO HILLS CA		03/20/2017
218295	2200081412	03/16/2017	USD	465.07	HOME DEPOT CREDIT SERVICES DES MOINES IA		03/24/2017
218296	2200081439	03/16/2017	USD	808.34	IMPRESSIONS GOURMET CATERING ONTARIO CA		03/21/2017
218297	2200081445	03/16/2017	USD	37.12	INDUSTRIAL SUPPLY COMPANY ONTARIO CA		03/21/2017
218298	2200081507	03/16/2017	USD	66.00	INLAND EMPIRE UNITED WAY RANCHO CUCAMONGA CA		03/28/2017
218299	2200081413	03/16/2017	USD	2,172.04	J G TUCKER & SON INC COVINA CA		03/21/2017
218300	2200081427	03/16/2017	USD	169.65	J J KELLER & ASSOCIATES INC CAROL STREAM IL		03/24/2017
218301	2200081516	03/16/2017	USD	64.33	JOHNSON, LINDA CHINO HILLS CA		04/03/2017
218302	2200081414	03/16/2017	USD	383.98	KAMAN INDUSTRIAL TECHNOLOGIES LOS ANGELES CA		03/20/2017
218303	2200081517	03/16/2017	USD	193.47	KING, JEFFREY L CHINO HILLS CA		04/04/2017
218304	2200081433	03/16/2017	USD	2,927.15	KONICA MINOLTA PASADENA CA		03/21/2017
218305	2200081432	03/16/2017	USD	23.93	KONICA MINOLTA BUSINESS SOLUTIPASADENA CA		03/22/2017
218306	2200081501	03/16/2017	USD	885.26	LEVEL 3 COMMUNICATIONS LLC DENVER CO		03/22/2017
218307	2200081493	03/16/2017	USD	9,754.59	LOCAL GOVERNMENT COMMISSION SACRAMENTO CA		03/24/2017
218308	2200081490	03/16/2017	USD	1,525.19	MANAGED MOBILE INC PLACENTIA CA		03/22/2017
218309	2200081524	03/16/2017	USD	200.00	MANTILLA, LAURA CHINO HILLS CA		03/17/2017
218310	2200081514	03/16/2017	USD	192.00	MARIA FRESQUEZ LAS VEGAS NV		03/20/2017
218311	2200081430	03/16/2017	USD	1,300.00	MBC APPLIED ENVIRONMENTAL SCIECOSTA MESA CA		03/21/2017
218312	2200081444	03/16/2017	USD	303.30	MIDPOINT BEARING ONTARIO CA		03/20/2017
218313	2200081422	03/16/2017	USD	1,640.11	MISSION REPROGRAPHICS RIVERSIDE CA		03/22/2017
218314	2200081434	03/16/2017	USD	325.00	MONTCLAIR CHAMBER OF COMMERCE MONTCLAIR CA		03/28/2017
218315	2200081473	03/16/2017	USD	1,069.60	MULTY INDUSTRIES PRECISION MACONTARIO CA		03/21/2017
218316	2200081522	03/16/2017	USD	32.42	NANGIA, SAPNA CHINO HILLS CA		04/03/2017
218317	2200081468	03/16/2017	USD	839.83	NESTLE WATERS NORTH AMERICA LOUISVILLE KY		03/27/2017
218318	2200081409	03/16/2017	USD	1,100.56	OFFICE DEPOT PHOENIX AZ		03/22/2017
218319	2200081495	03/16/2017	USD	4,249.50	ONTARIO MUNICIPAL UTILITIES COONTARIO CA		03/20/2017
218320	2200081512	03/16/2017	USD	287.00	PATRICK W HUNTER PHELAN CA		03/21/2017

Bank	CBB	CITIZENS BUSINESS BANK	ONTARIO CA	917610000
Bank Key	122234149			
Acct number	CHECK	231167641		

Check

Check number from to	Payment	Pmnt date	Crcy	Amount paid (FC)	Recipient/void reason code	Enca./void
218321	2200081428	03/16/2017	USD	6,807.65	POLYDYNE INC ATLANTA GA	03/21/2017
218322	2200081521	03/16/2017	USD	184.74	RACZ, JASON CHINO HILLS CA	03/31/2017
218323	2200081416	03/16/2017	USD	709.41	RAMONA TIRE & SERVICE CENTERS HEMET CA	03/27/2017
218324	2200081518	03/16/2017	USD	75.16	RILEY, STEPHANIE CHINO CA	03/17/2017
218325	2200081455	03/16/2017	USD	5,960.00	RITE-WAY ROOF CORPORATION FONTANA CA	03/22/2017
218326	2200081417	03/16/2017	USD	622.50	RMA GROUP RANCHO CUCAMONGA CA	03/23/2017
218327	2200081458	03/16/2017	USD	9,047.50	RMC WATER AND ENVIRONMENT WALNUT CREEK CA	03/22/2017
218328	2200081463	03/16/2017	USD	100.00	ROGERS, PETER J CHINO HILLS CA	03/27/2017
218329	2200081515	03/16/2017	USD	60.48	ROSALES, TIMOTEO CHINO HILLS CA	03/28/2017
218330	2200081418	03/16/2017	USD	3,761.74	ROYAL WHOLESALE ELECTRIC ORANGE CA	03/22/2017
218331	2200081448	03/16/2017	USD	16,350.00	SAN BERNARDINO COUNTY SAN BERNARDINO CA	03/30/2017
218332	2200081503	03/16/2017	USD	73.49	SHERIFF'S COURT SERVICES SAN BERNARDINO CA	04/11/2017
218333	2200081496	03/16/2017	USD	328,144.14	SO CALIF EDISON ROSEMEAD CA	03/23/2017
218334	2200081497	03/16/2017	USD	5,218.68	SO CALIF EDISON ROSEMEAD CA	03/21/2017
218335	2200081498	03/16/2017	USD	196.46	SO CALIF GAS MONTEREY PARK CA	03/28/2017
218336	2200081425	03/16/2017	USD	1,627.17	SOUTH COAST AQMD DIAMOND BAR CA	03/31/2017
218337	2200081478	03/16/2017	USD	1,200.00	STAFFING NETWORK LLC CAROL STREAM IL	03/21/2017
218338	2200081442	03/16/2017	USD	10,545.50	STATE WATER RESOURCES CNTRL BRACRAMENTO CA	03/27/2017
218339	2200081481	03/16/2017	USD	100.00	STONE, DEBRA KAYE UPLAND CA	04/05/2017
218340	2200081466	03/16/2017	USD	16,524.00	SUN WIRELESS SAN DIEGO CA	
218341	2200081488	03/16/2017	USD	1,898.48	SUPERIOR ELECTRIC MOTOR SERVICVERNON CA	03/23/2017
218342	2200081494	03/16/2017	USD	7,276.00	TH-HW SOQUEL LLC NEWPORT BEACH CA	
218343	2200081489	03/16/2017	USD	10.00	THE SHREDDERS LOS ANGELES CA	03/27/2017
218344	2200081470	03/16/2017	USD	8,965.93	THOMAS HARDER & CO INC ANAHEIM CA	03/27/2017
218345	2200081437	03/16/2017	USD	150.00	TRI STATE ENVIRONMENTAL SAN BERNARDINO CA	03/27/2017
218346	2200081483	03/16/2017	USD	2,092.39	TRIEPEI SMITH AND ASSOCIATES, IRVINE CA	03/23/2017
218347	2200081449	03/16/2017	USD	384.63	U S HEALTHWORKS MEDICAL GROUP LOS ANGELES CA	03/20/2017
218348	2200081438	03/16/2017	USD	78.70	ULTRA SCIENTIFIC NORTH KINGSTOWN RI	03/22/2017
218349	2200081509	03/16/2017	USD	243.33	US DEPARTMENT OF EDUCATION ATLANTA GA	03/27/2017
218350	2200081479	03/16/2017	USD	10,018.33	UTILIQUEST LLC ATLANTA GA	03/20/2017
218351	2200081491	03/16/2017	USD	855.01	VANTAGE TECHNOLOGY CONSULTING EL SEGUNDO CA	03/24/2017
218352	2200081461	03/16/2017	USD	1,332.54	VAUGHAN'S INDUSTRIAL REPAIR COPARAMOUNT CA	03/21/2017
218353	2200081499	03/16/2017	USD	442.85	VERIZON BUSINESS ALBANY NY	03/22/2017
218354	2200081447	03/16/2017	USD	11,635.47	VERIZON WIRELESS DALLAS TX	03/21/2017
218355	2200081420	03/16/2017	USD	5,090.44	WEST VALLEY MOSQUITO AND ONTARIO CA	03/20/2017
218356	2200081452	03/16/2017	USD	70.47	WESTERN WATER WORKS SUPPLY CO CHINO HILLS CA	03/22/2017
218357	2200081484	03/16/2017	USD	963.30	WESTMINSTER SCHOOL DISTRICT WESTMINSTER CA	03/24/2017
218358	2200081528	03/16/2017	USD	347.26	COLONIAL LIFE & ACCIDENT INSURCOLUMBIA SC	03/22/2017
218359	2200081530	03/16/2017	USD	61.44	CONSECO LIFE INSURANCE COMPANYATLANTA GA	03/27/2017
218360	2200081531	03/16/2017	USD	2,187.54	FIDELITY SECURITY LIFE INSURANCINCINNATI OH	03/21/2017
218361	2200081529	03/16/2017	USD	96.54	PERS LONG TERM CARE PROGRAM PASADENA CA	03/20/2017
218362	2200081527	03/16/2017	USD	2,692.80	WESTERN DENTAL PLAN ORANGE CA	03/23/2017
218363	2200081660	03/23/2017	USD	87.52	ACOSTA-GRIJALVA, SHARON CHINO HILLS CA	03/28/2017
218364	2200081663	03/23/2017	USD	300.00	ADAMS, JENNIFER RANCHO CUCAMONGA CA	03/29/2017

Bank		CBB		CITIZENS BUSINESS BANK		ONTARIO CA 917610000	
Bank Key		122234149					
Acct number		CHECK		231167641			
Check							
Check number from to	Payment	Pmnt date	Crcy	Amount paid (FC)	Recipient/void reason code	Enca./void	
218365	2200081580	03/23/2017	USD	9.46	AIRGAS WEST INC PASADENA CA		03/27/2017
218366	2200081591	03/23/2017	USD	14,500.00	ALL AMERICAN CRANE MAINTENANCEWALNUT CA		03/28/2017
218367	2200081622	03/23/2017	USD	9,249.84	ALLIED UNIVERSAL SECURITY SERVPASADENA CA		03/27/2017
218368	2200081621	03/23/2017	USD	2,020.00	AMP MECHANICAL INC COSTA MESA CA		04/04/2017
218369	2200081588	03/23/2017	USD	2,809.40	APPLEONE EMPLOYMENT SERVICES GLENDALE CA		04/04/2017
218370	2200081656	03/23/2017	USD	263.97	ARAMBULA, BLANCA CHINO HILLS CA		04/11/2017
218371	2200081648	03/23/2017	USD	100.00	ARMENDAREZ III, JESUS M FONTANA CA		
218372	2200081664	03/23/2017	USD	300.00	ARRIETA, HECTOR RANCHO CUCAMONGA CA		03/28/2017
218373	2200081645	03/23/2017	USD	20,847.30	BANNER BANK SACRAMENTO CA		03/28/2017
218374	2200081630	03/23/2017	USD	679.48	BERLIN PACKAGING LLC CHICAGO IL		03/29/2017
218375	2200081599	03/23/2017	USD	4,738.20	BRAGG CRANE SERVICE LONG BEACH CA		03/28/2017
218376	2200081563	03/23/2017	USD	1,190.72	BRENNER-FIEDLER & ASSOCIATES, RIVERSIDE CA		03/28/2017
218377	2200081620	03/23/2017	USD	9,635.00	BUILDING BLOCK ENTERTAINMENT WOODLAND HILLS CA		03/29/2017
218378	2200081661	03/23/2017	USD	80.00	BURKE, JERRY CHINO HILLS CA		03/28/2017
218379	2200081632	03/23/2017	USD	14,218.39	CALIFORNIA WATER TECHNOLOGIES,PASADENA CA		03/28/2017
218380	2200081564	03/23/2017	USD	101.92	CARL WARREN & COMPANY LOS ANGELES CA		03/27/2017
218381	2200081597	03/23/2017	USD	22,066.68	CAROLLO ENGINEERS INC SALT LAKE CITY UT		03/28/2017
218382	2200081619	03/23/2017	USD	2,696.24	CINTAS CORPORATION LOC#150 PHOENIX AZ		04/04/2017
218383	2200081585	03/23/2017	USD	1,555.20	CITY OF ONTARIO ONTARIO CA		03/30/2017
218384	2200081566	03/23/2017	USD	118.56	CITY RENTALS INC ONTARIO CA		03/30/2017
218385	2200081613	03/23/2017	USD	2,923.56	CS-AMSCO HUNTINGTON BEACH CA		03/28/2017
218386	2200081586	03/23/2017	USD	2,000.00	CUCAMONGA VALLEY WATER DISTRICTRANCHO CUCAMONGA CA		
218387	2200081623	03/23/2017	USD	2,350.92	DAVID WHEELER'S PEST CONTROL, NORCO CA		04/03/2017
218388	2200081612	03/23/2017	USD	39,130.50	DAVIS ELECTRIC INC YUCAIPA CA		03/28/2017
218389	2200081624	03/23/2017	USD	5,698.53	DOWNES ENERGY CORONA CA		03/28/2017
218390	2200081643	03/23/2017	USD	4,621.45	DXP ENTERPRISES INC HOUSTON TX		03/27/2017
218391	2200081657	03/23/2017	USD	36.52	ELIE, STEVE CHINO HILLS CA		04/07/2017
218392	2200081628	03/23/2017	USD	393.98	ENVIRONMENTAL SCIENCE ASSOCIATSAN FRANCISCO CA		03/28/2017
218393	2200081627	03/23/2017	USD	4,165.00	EUROFINS EATON ANALYTICAL, INCGRAPEVINE TX		03/28/2017
218394	2200081641	03/23/2017			voided by SHEATH - Printed incorrectly		03/23/2017
218395	2200081636	03/23/2017	USD	422,960.90	FERREIRA COASTAL CONSTRUCTION BRANCHBURG NJ		03/28/2017
218396	2200081568	03/23/2017	USD	923.30	FISHER SCIENTIFIC LOS ANGELES CA		03/27/2017
218397	2200081598	03/23/2017	USD	616.81	FLORENCE FILTER CORP COMPTON CA		04/03/2017
218398	2200081651	03/23/2017	USD	203.58	FRONTIER COMMUNICATIONS CORP CINCINNATI OH		03/29/2017
218399	2200081584	03/23/2017	USD	938.75	GRAINGER PALATINE IL		03/28/2017
218400	2200081569	03/23/2017	USD	170.19	HAAKER EQUIPMENT COMPANY LA VERNE CA		03/29/2017
218401	2200081609	03/23/2017	USD	152.48	HACH COMPANY CHICAGO IL		03/27/2017
218402	2200081659	03/23/2017	USD	2,135.33	HALL, JASMIN CHINO HILLS CA		03/27/2017
218403	2200081570	03/23/2017	USD	882.43	HARRINGTON INDUSTRIAL PLASTICSCHINO CA		03/28/2017
218404	2200081595	03/23/2017	USD	318.24	HAWTHORNE LIFT SYSTEMS LOS ANGELES CA		03/29/2017
218405	2200081571	03/23/2017	USD	2,968.80	HOME DEPOT CREDIT SERVICES DES MOINES IA		03/29/2017
218406	2200081611	03/23/2017	USD	8,000.00	INNOVATIVE FEDERAL STRATEGIES WASHINGTON DC		03/29/2017
218407	2200081618	03/23/2017	USD	3,422.00	INTEGRATED DESIGN SERVICES INCIRVINE CA		03/27/2017
218408	2200081583	03/23/2017	USD	3,702.12	INTERSTATE BATTERY SYSTEM ALTA LOMA CA		03/31/2017

Bank		CBB		CITIZENS BUSINESS BANK		ONTARIO CA 917610000	
Bank Key		122234149					
Acct number		CHECK		231167641			
Check							
Check number from to	Payment	Pmnt date	Crcy	Amount paid (FC)	Recipient/void reason code	Enca./void	
218409	2200081594	03/23/2017	USD	636,497.63	J F SHEA CONSTRUCTION INC WALNUT CA	03/28/2017	
218410	2200081572	03/23/2017	USD	11,805.37	J R FILANC CONSTRUCTION CO. INCESCONDIDO CA	03/28/2017	
218411	2200081654	03/23/2017	USD	127.33	JOHNSON, LINDA CHINO HILLS CA	04/03/2017	
218412	2200081644	03/23/2017	USD	396,098.78	KEMP BROS CONSTRUCTION INC SANTA FE SPRINGS CA	03/28/2017	
218413	2200081625	03/23/2017	USD	280.00	KIM'S MASTER AUTO REPAIR CHINO CA	04/04/2017	
218414	2200081593	03/23/2017	USD	2,936.21	KONICA MINOLTA BUSINESS SOLUTIPASADENA CA	03/27/2017	
218415	2200081633	03/23/2017	USD	167.77	LINDSAY ENGINEERING, INC. CAMARILLO CA	03/29/2017	
218416	2200081652	03/23/2017	USD	87.72	LOPEZ, MARK CHINO HILLS CA	03/30/2017	
218417	2200081653	03/23/2017	USD	95.66	MALEKI, NASRIN CHINO HILLS CA	04/03/2017	
218418	2200081640	03/23/2017	USD	2,311.29	MANAGED MOBILE INC PLACENTIA CA	03/28/2017	
218419	2200081600	03/23/2017	USD	90.95	MIDPOINT BEARING ONTARIO CA	03/27/2017	
218420	2200081589	03/23/2017	USD	1,335.84	MISCO WATER FOOTHILL RANCH CA	03/30/2017	
218421	2200081581	03/23/2017	USD	834.50	MISSION REPROGRAPHICS RIVERSIDE CA	03/29/2017	
218422	2200081655	03/23/2017	USD	51.57	MORGAN-PERALES, LISA CHINO HILLS CA	03/27/2017	
218423	2200081635	03/23/2017	USD	700.00	MSO TECHNOLOGIES INC THOUSAND OAKS CA	03/30/2017	
218424	2200081662	03/23/2017	USD	60.43	MYKITTA, RICK CHINO HILLS CA	04/03/2017	
218425	2200081617	03/23/2017	USD	1,206.35	NATIONAL CONSTRUCTION RENTALS PACOIMA CA	03/28/2017	
218426	2200081646	03/23/2017	USD	66,634.11	NEW MILLENNIUM CONSTRUCTION CHINO HILLS CA	03/28/2017	
218427	2200081590	03/23/2017	USD	16.44	O-RINGS & THINGS FONTANA CA	03/31/2017	
218428	2200081567	03/23/2017	USD	1,833.27	OFFICE DEPOT PHOENIX AZ	03/29/2017	
218429	2200081649	03/23/2017	USD	49.64	ONTARIO MUNICIPAL UTILITIES COONTARIO CA	03/28/2017	
218430	2200081626	03/23/2017	USD	36,837.67	PAMCO MACHINE WORKS INC RANCHO CUCAMONGA CA	03/28/2017	
218431	2200081606	03/23/2017	USD	612.29	PANTHER PROTECTION ORANGE CA	03/29/2017	
218432	2200081573	03/23/2017	USD	161.63	PATTON SALES CORP ONTARIO CA	03/28/2017	
218433	2200081582	03/23/2017	USD	756.37	PETE'S ROAD SERVICE FULLERTON CA	03/29/2017	
218434	2200081658	03/23/2017	USD	115.13	PIVOVAROFF, JASON CHINO HILLS CA	03/28/2017	
218435	2200081639	03/23/2017	USD	31,320.00	PLANETBIDS INC WOODLAND HILLS CA	03/27/2017	
218436	2200081610	03/23/2017	USD	87.88	PLUMBERS DEPOT INC HAWTHORNE CA	03/30/2017	
218437	2200081631	03/23/2017	USD	951.71	PMC ENGINEERING LLC DANBURY CT	03/28/2017	
218438	2200081608	03/23/2017	USD	2,093.97	PONTON INDUSTRIES INC YORBA LINDA CA	04/03/2017	
218439	2200081574	03/23/2017	USD	2,284.39	RAMONA TIRE & SERVICE CENTERS HEMET CA	04/03/2017	
218440	2200081575	03/23/2017	USD	356.00	RAYNE WATER CONDITIONING COVINA CA	03/27/2017	
218441	2200081565	03/23/2017	USD	6.73	RBM LOCK & KEY ONTARIO CA	03/30/2017	
218442	2200081601	03/23/2017	USD	1,288.31	RED WING SHOE STORE UPLAND CA	03/30/2017	
218443	2200081602	03/23/2017	USD	225.00	RED WING SHOES SAN BERNARDINO CA	04/05/2017	
218444	2200081605	03/23/2017	USD	210.76	RESTEK CORP LANCASTER PA	03/28/2017	
218445	2200081576	03/23/2017	USD	240.00	RMA GROUP RANCHO CUCAMONGA CA	03/31/2017	
218446	2200081596	03/23/2017	USD	6,480.00	RMS ENGINEERING & DESIGN CORONA DEL MAR CA	03/28/2017	
218447	2200081577	03/23/2017	USD	6,219.47	ROYAL WHOLESALE ELECTRIC ORANGE CA	03/29/2017	
218448	2200081647	03/23/2017	USD	1,514.29	SC INDUSTRIAL INC RANCHO CUCAMONGA CA	03/28/2017	
218449	2200081615	03/23/2017	USD	322.93	SKALAR INC BUFORD GA	03/31/2017	
218450	2200081578	03/23/2017	USD	200.56	SMART & FINAL LOS ANGELES CA	03/31/2017	
218451	2200081650	03/23/2017	USD	1,063.80	SO CALIF EDISON ROSEMEAD CA	03/28/2017	
218452	2200081629	03/23/2017	USD	1,200.00	STAFFING NETWORK LLC ITASCA IL	03/29/2017	

Bank		CBB		CITIZENS BUSINESS BANK		ONTARIO CA 917610000	
Bank Key		122234149					
Acct number		CHECK		231167641			
Check							
Check number from to	Payment	Pmnt date	Crcy	Amount paid (FC)	Recipient/void reason code	Enca./void	
218453	2200081616	03/23/2017	USD	14,286.00	STANTEC CONSULTING INC CHICAGO IL	03/27/2017	
218454	2200081642	03/23/2017	USD	3,221.41	STOTZ EQUIPMENT MONICLAIR CA	03/29/2017	
218455	2200081637	03/23/2017	USD	42,554.27	SUPERIOR ELECTRIC MOTOR SERVICVERNON CA	03/29/2017	
218456	2200081614	03/23/2017	USD	545,414.72	SWRCB ACCOUNTING OFFICE SACRAMENTO CA	03/29/2017	
218457	2200081604	03/23/2017	USD	83,194.06	TOM DODSON & ASSOCIATES SAN BERNARDINO CA	03/28/2017	
218458	2200081634	03/23/2017	USD	350.00	TRIPEPI SMITH AND ASSOCIATES, IRVINE CA	04/05/2017	
218459	2200081603	03/23/2017	USD	1,091.59	U S HOSE INC ONTARIO CA	03/30/2017	
218460	2200081592	03/23/2017	USD	4,518.68	USA BLUE BOOK GURNEE IL	03/30/2017	
218461	2200081607	03/23/2017	USD	44,252.19	W A RASIC CONSTRUCTION CO INC LONG BEACH CA	03/28/2017	
218462	2200081638	03/23/2017	USD	4,999.00	WATER ISAC WASHINGTON DC	03/31/2017	
218463	2200081579	03/23/2017	USD	1,994.31	WAXIE SANITARY SUPPLY LOS ANGELES CA	03/29/2017	
218465	2200081678	03/23/2017	USD	276,080.47	FACILITY SOLUTIONS GROUP INC PLACENTIA CA	04/03/2017	
218466	2200081687	03/23/2017	USD	1,417.41	THERMO ELECTRON NORTH AMERICA ATLANTA GA	03/29/2017	
218467	2200081682	03/23/2017	USD	4,421.17	TOM DODSON & ASSOCIATES SAN BERNARDINO CA	03/28/2017	
218468	2200081684	03/23/2017	USD	297.00	U S HEALTHWORKS MEDICAL GROUP LOS ANGELES CA	03/27/2017	
218469	2200081686	03/23/2017	USD	511.81	URIMAGE BLOOMINGTON CA	03/28/2017	
218470	2200081681	03/23/2017	USD	1,025.28	USA BLUE BOOK GURNEE IL	03/28/2017	
218471	2200081683	03/23/2017	USD	1,917.51	VERIZON WIRELESS DALLAS TX	03/29/2017	
218472	2200081690	03/23/2017	USD	58,571.77	VIRAMONTES EXPRESS INC CORONA CA	04/13/2017	
218473	2200081688	03/23/2017	USD	20,240.00	WALLACE & ASSOCIATES CONSULTINPARK CITY UT	03/28/2017	
218474	2200081679	03/23/2017	USD	858.82	WATER EDUCATION FOUNDATION SACRAMENTO CA	03/31/2017	
218475	2200081680	03/23/2017	USD	67.50	WESTERN ANALYTICAL LABORATORIECHINO CA	03/31/2017	
218476	2200081689	03/23/2017	USD	2,700.00	WILD WONDERS CARLSBAD CA		
218477	2200081685	03/23/2017	USD	1,134.28	WORLDWIDE EXPRESS ALBANY NY	03/28/2017	
218478	2200081873	03/30/2017	USD	445.00	ADVANCED CHEMICAL TECHNOLOGY IRANCHO CUCAMONGA CA	04/05/2017	
218479	2200081827	03/30/2017	USD	407.62	AIRGAS WEST INC PASADENA CA	04/03/2017	
218480	2200081836	03/30/2017	USD	5,888.91	ALL AMERICAN CRANE MAINTENANCEWALNUT CA	04/04/2017	
218481	2200081874	03/30/2017	USD	12,358.00	ALLIED UNIVERSAL SECURITY SERVPASADENA CA	04/03/2017	
218482	2200081889	03/30/2017	USD	1,575.00	ALS ENVIRONMENTAL HOUSTON TX	04/06/2017	
218483	2200081904	03/30/2017	USD	239.14	AMERICAN HERITAGE LIFE INSURANDALLAS TX	04/10/2017	
218484	2200081866	03/30/2017	USD	593.92	AMERICAN PRINTING & PROMOTIONSEASTVALE CA	04/04/2017	
218485	2200081833	03/30/2017	USD	2,043.20	APPLEBONE EMPLOYMENT SERVICES GLENDALE CA	04/05/2017	
218486	2200081921	03/30/2017	USD	300.00	ARNOLD, CARL RANCHO CUCAMONGA CA	04/04/2017	
218487	2200081847	03/30/2017	USD	32.00	ASSOC SAN BERNARDINO CNTY SPECSAN BERNARDINO CA		
218488	2200081877	03/30/2017	USD	1,648.48	AUTOZONE INC ATLANTA GA	04/05/2017	
218489	2200081811	03/30/2017	USD	3,576.39	BEAR STATE PUMP & EQUIPMENT COONTARIO CA	04/07/2017	
218490	2200081900	03/30/2017	USD	172.48	BREIG, ANNA VICTORVILLE CA	04/06/2017	
218491	2200081842	03/30/2017	USD	30,864.94	CALIF URBAN WATER CONSERVATIONSACRAMENTO CA	04/05/2017	
218492	2200081834	03/30/2017	USD	172.00	CALIF WATER ENVIRONMENT ASSOC OAKLAND CA	04/10/2017	
218493	2200081882	03/30/2017	USD	17,853.57	CALIFORNIA WATER TECHNOLOGIES,PASADENA CA	04/04/2017	
218494	2200081812	03/30/2017	USD	5,734.14	CALTROL INC LOS ANGELES CA	04/03/2017	
218495	2200081911	03/30/2017	USD	98.42	CARL H TAYLOR III CRYSTAL RIVER FL	04/07/2017	
218496	2200081837	03/30/2017	USD	92.41	CEM CORP CHICAGO IL	04/03/2017	
218497	2200081835	03/30/2017	USD	723.00	CHINO BASIN WATER CONSERVATIONMONTCLAIR CA	04/10/2017	

Bank		CBB	CITIZENS BUSINESS BANK		ONTARIO CA 917610000	
Bank Key		122234149				
Acct number		CHECK	231167641			
Check						
Check number from to	Payment	Pmnt date	Crcy	Amount paid (FC)	Recipient/void reason code	Enca./void
218498	2200081865	03/30/2017	USD	3,297.87	CINTAS CORPORATION LOC#150 PHOENIX AZ	04/05/2017
218499	2200081851	03/30/2017	USD	1,040.06	CINTAS FIRST AID & SAFETY LOCCINCINNATI OH	04/06/2017
218500	2200081896	03/30/2017	USD	2,617.25	CITY OF CHINO CHINO CA	04/03/2017
218501	2200081813	03/30/2017	USD	22.55	CITY RENTALS INC ONTARIO CA	04/11/2017
218502	2200081880	03/30/2017	USD	938.03	COMMUNICATIONS USA INC. ESCONDIDO CA	04/04/2017
218503	2200081814	03/30/2017	USD	8,803.70	COUNTY SANITATION DISTRICTS OFWHITTIER CA	04/04/2017
218504	2200081857	03/30/2017	USD	3,057.98	CS-AMSCO HUNTINGTON BEACH CA	04/03/2017
218505	2200081897	03/30/2017	USD	190.06	CUCAMONGA VALLEY WATER DISTRICTLOS ANGELES CA	04/04/2017
218506	2200081875	03/30/2017	USD	27,000.00	DAVID T WASDEN INC RIVERSIDE CA	04/12/2017
218507	2200081922	03/30/2017	USD	300.00	DAVIS, GEORGE RANCHO CUCAMONGA CA	04/06/2017
218508	2200081885	03/30/2017	USD	5,319.97	FERREIRA COASTAL CONSTRUCTION BRANCHBURG NJ	04/04/2017
218509	2200081816	03/30/2017	USD	1,044.07	FISHER SCIENTIFIC LOS ANGELES CA	04/03/2017
218510	2200081817	03/30/2017	USD	5,874.18	FLO SYSTEMS INC ANAHEIM HILLS CA	04/06/2017
218511	2200081832	03/30/2017	USD	144.80	FONTANA HERALD NEWS FONTANA CA	04/04/2017
218512	2200081894	03/30/2017	USD	1,577.46	FRONTLINE SENSORS & SYSTEMS INWILMINGTON CA	04/06/2017
218513	2200081831	03/30/2017	USD	998.37	GENERAL BOTTLE INC LOS ANGELES CA	04/05/2017
218514	2200081818	03/30/2017	USD	24,193.63	GIERLICH MITCHELL INC CYPRESS CA	04/04/2017
218515	2200081830	03/30/2017	USD	1,153.90	GRAINGER PALATINE IL	04/04/2017
218516	2200081855	03/30/2017	USD	2,358.42	HACH COMPANY CHICAGO IL	04/03/2017
218517	2200081819	03/30/2017	USD	2,654.83	HARRINGTON INDUSTRIAL PLASTICSCHINO CA	04/04/2017
218518	2200081903	03/30/2017	USD	472.96	HOBBS, DIANA APPLE VALLEY CA	04/05/2017
218519	2200081820	03/30/2017	USD	666.16	HOME DEPOT CREDIT SERVICES DES MOINES IA	04/06/2017
218520	2200081901	03/30/2017	USD	472.96	HORNE, WILLIAM YUCCA VALLEY CA	04/04/2017
218521	2200081906	03/30/2017	USD	41.00	INLAND EMPIRE UNITED WAY RANCHO CUCAMONGA CA	04/07/2017
218522	2200081871	03/30/2017	USD	1,150.00	JB'S POOLS & PONDS INC UPLAND CA	04/04/2017
218523	2200081917	03/30/2017	USD	92.05	JONES, KYLE CHINO HILLS CA	
218524	2200081895	03/30/2017	USD	587.50	KELLY ASSOCIATES MANAGEMENT GRFULLERTON CA	04/04/2017
218525	2200081839	03/30/2017	USD	290.93	KONICA MINOLTA PASADENA CA	04/04/2017
218526	2200081838	03/30/2017	USD	18.46	KONICA MINOLTA BUSINESS SOLUTIPASADENA CA	04/03/2017
218527	2200081893	03/30/2017	USD	5,954.30	LAW OFFICE OF KATHY M GANDARA RANCHO CUCAMONGA CA	04/04/2017
218528	2200081850	03/30/2017	USD	21,482.80	LEE & RO INC CITY OF INDUSTRY CA	04/04/2017
218529	2200081909	03/30/2017	USD	281.00	LEGALSHIELD ADA OK	04/10/2017
218530	2200081923	03/30/2017	USD	1,923.78	LORENZ, ANA RANCHO CUCAMONGA CA	04/05/2017
218531	2200081888	03/30/2017	USD	795.34	MANAGED MOBILE INC PLACENTIA CA	04/03/2017
218532	2200081912	03/30/2017	USD	192.00	MARIA FRESQUEZ LAS VEGAS NV	04/03/2017
218533	2200081881	03/30/2017	USD	1,500.00	MICHAEL J KOLODISNER LAGUNA HILLS CA	
218534	2200081843	03/30/2017	USD	132.70	MIDPOINT BEARING ONTARIO CA	03/31/2017
218535	2200081858	03/30/2017	USD	638.83	MIKE BUBALO CONSTRUCTION CO INBALDWIN PARK CA	04/05/2017
218536	2200081902	03/30/2017	USD	746.37	MILLER, ELMER L BLUE JAY CA	
218537	2200081924	03/30/2017	USD	300.00	MONTES, LILIA RANCHO CUCAMONGA CA	04/05/2017
218538	2200081863	03/30/2017	USD	1,894.73	MOORE FENCE COMPANY INC PERRIS CA	04/05/2017
218539	2200081919	03/30/2017	USD	205.00	NANGIA, SAPNA CHINO HILLS CA	04/03/2017
218540	2200081861	03/30/2017	USD	211.55	NATIONAL CONSTRUCTION RENTALS PACOIMA CA	04/04/2017
218541	2200081828	03/30/2017	USD	175.00	NATIONAL FIRE PROTECTION ASS'NMANCHESTER NH	04/12/2017

Bank		CBB	CITIZENS BUSINESS BANK		ONTARIO CA 917610000	
Bank Key		122234149				
Acct number		CHECK	231167641			
Check						
Check number from to	Payment	Pmnt date	Crcy	Amount paid (FC)	Recipient/void reason code	Enca./void
218542	2200081913	03/30/2017	USD	246.00	OAKDEN, LISA CHINO HILLS CA	04/05/2017
218543	2200081815	03/30/2017	USD	780.71	OFFICE DEPOT PHOENIX AZ	04/04/2017
218544	2200081854	03/30/2017	USD	275.00	OLSON HAGEL & FISHBURN LLP SACRAMENTO CA	04/07/2017
218545	2200081914	03/30/2017	USD	245.62	PADDA, KAWAL CHINO HILLS CA	
218546	2200081853	03/30/2017	USD	2,005.20	PALM AUTO DETAIL INC COLTON CA	04/06/2017
218547	2200081892	03/30/2017	USD	4,357.14	PATCHETT & ASSOCIATES CARLSBAD CA	04/03/2017
218548	2200081910	03/30/2017	USD	287.00	PATRICK W HUNTER PHELAN CA	04/06/2017
218549	2200081908	03/30/2017	USD	96.54	PERS LONG TERM CARE PROGRAM PASADENA CA	04/03/2017
218550	2200081829	03/30/2017	USD	1,009.44	PETTY CASH EXPENDITURES CHINO CA	04/03/2017
218551	2200081918	03/30/2017	USD	115.00	PIVOVAROFF, JASON CHINO HILLS CA	03/31/2017
218552	2200081920	03/30/2017	USD	69.87	PRICE, COURTNEY CHINO HILLS CA	04/03/2017
218553	2200081890	03/30/2017	USD	30,130.05	PRIORITY BUILDING SERVICES LLCBREA CA	04/04/2017
218554	2200081852	03/30/2017	USD	3,510.00	PUMP CHECK RIVERSIDE CA	04/03/2017
218555	2200081915	03/30/2017	USD	54.00	QUIROZ, OSCAR CHINO HILLS CA	04/12/2017
218556	2200081821	03/30/2017	USD	4,308.96	RAMONA TIRE & SERVICE CENTERS HEMET CA	04/05/2017
218557	2200081822	03/30/2017	USD	110.50	RAYNE WATER CONDITIONING COVINA CA	04/03/2017
218558	2200081844	03/30/2017	USD	225.00	RED WING SHOE STORE CORONA CA	04/03/2017
218559	2200081823	03/30/2017	USD	18,306.00	RMA GROUP RANCHO CUCAMONGA CA	04/06/2017
218560	2200081824	03/30/2017	USD	4,584.35	ROYAL WHOLESALE ELECTRIC ORANGE CA	04/03/2017
218561	2200081862	03/30/2017	USD	1,516.49	RSD LAKE FOREST CA	04/04/2017
218562	2200081868	03/30/2017	USD	327.79	SAFE-ENTRY TECHNICAL INC RANCHO CUCAMONGA CA	04/05/2017
218563	2200081849	03/30/2017	USD	3,419.98	SAN BERNARDINO COUNTY SAN BERNARDINO CA	04/06/2017
218564	2200081872	03/30/2017	USD	909.39	SCOTT SAFETY PALATINE IL	04/06/2017
218565	2200081905	03/30/2017	USD	368.90	SHERIFF'S COURT SERVICES SAN BERNARDINO CA	
218566	2200081898	03/30/2017	USD	26,199.65	SO CALIF EDISON ROSEMEAD CA	04/05/2017
218567	2200081899	03/30/2017	USD	362.65	SO CALIF GAS MONTEREY PARK CA	04/04/2017
218568	2200081883	03/30/2017	USD	48.49	SPORT PINS INTERNATIONAL INC UPLAND CA	04/04/2017
218569	2200081878	03/30/2017	USD	1,950.00	STAFFING NETWORK LLC CAROL STREAM IL	04/04/2017
218570	2200081859	03/30/2017	USD	11,188.00	STANTEC CONSULTING INC CHICAGO IL	04/03/2017
218571	2200081891	03/30/2017	USD	617.58	STORETRIEVE LLC MONTEBELLO CA	04/04/2017
218572	2200081867	03/30/2017	USD	11,691.37	SUN WIRELESS SAN DIEGO CA	04/05/2017
218573	2200081886	03/30/2017	USD	16,926.13	SUPERIOR ELECTRIC MOTOR SERVICVERNON CA	04/11/2017
218574	2200081845	03/30/2017	USD	3,505.95	TELEDYNE INSTRUMENTS INC CHICAGO IL	04/04/2017
218575	2200081860	03/30/2017	USD	43,973.00	THE AUSTIN COMPANY CLEVELAND OH	04/04/2017
218576	2200081887	03/30/2017	USD	40.00	THE SHREDDERS LOS ANGELES CA	04/06/2017
218577	2200081916	03/30/2017	USD	117.72	TOMLINSON, BILL CHINO HILLS CA	04/04/2017
218578	2200081870	03/30/2017	USD	1,500.00	TOTALFUNDS BY HASLER TAMPA FL	04/05/2017
218579	2200081840	03/30/2017	USD	150.00	TRI STATE ENVIRONMENTAL SAN BERNARDINO CA	04/07/2017
218580	2200081884	03/30/2017	USD	2,022.33	TRIPEPI SMITH AND ASSOCIATES, IRVINE CA	04/05/2017
218581	2200081846	03/30/2017	USD	142.23	U S HOSE INC ONTARIO CA	04/04/2017
218582	2200081841	03/30/2017	USD	205.70	ULTRA SCIENTIFIC NORTH KINGSTOWN RI	04/06/2017
218583	2200081825	03/30/2017	USD	277.50	UNDERGROUND SERVICE ALERT/SC CORONA CA	04/07/2017
218584	2200081876	03/30/2017	USD	1,544.92	UPS PROTECTION INC ANAHEIM CA	04/03/2017
218585	2200081907	03/30/2017	USD	243.33	US DEPARTMENT OF EDUCATION ATLANTA GA	04/11/2017

Inland Empire Util.Agency
 Chino, CA
 Company code 1000

Check Register

04/17/2017 / 12:29:48
 User: PJACKSON
 Page: 14

Bank	CBB	CITIZENS BUSINESS BANK		ONTARIO CA 917610000		
Bank Key	122234149					
Acct number	CHECK	231167641				
Check						
Check number from to	Payment	Pmnt date	Crcy	Amount paid (FC)	Recipient/void reason code	Enca./void
218586	2200081879	03/30/2017	USD	9,578.33	UTILIQUEST LLC ATLANTA GA	04/03/2017
218587	2200081864	03/30/2017	USD	5,981.50	VAUGHAN'S INDUSTRIAL REPAIR COPARAMOUNT CA	04/04/2017
218588	2200081848	03/30/2017	USD	783.95	VERIZON WIRELESS DALLAS TX	04/05/2017
218589	2200081826	03/30/2017	USD	4,150.91	WAXIE SANITARY SUPPLY LOS ANGELES CA	04/04/2017
218590	2200081869	03/30/2017	USD	16,992.92	WESTIN ENGINEERING INC RANCHO CORDOVA CA	04/05/2017
218591	2200081925	03/30/2017	USD	300.00	WILLIAMS, DEREK RANCHO CUCAMONGA CA	04/07/2017
218592	2200081856	03/30/2017	USD	317.36	WORLDWIDE EXPRESS ALBANY NY	04/05/2017
* Payment method Check			USD	6,436,452.99		

Inland Empire Util. Agency
 Chino, CA
 Company code 1000

Check Register

04/17/2017 / 12:29:48
 User: PJACKSON
 Page: 15

Bank	CBB	CITIZENS BUSINESS BANK		ONTARIO CA 917610000		
Bank Key	122234149					
Acct number	CHECK	231167641				
Separate Check						
Check number from to	Payment	Pmnt date	Crcy	Amount paid (FC)	Recipient/void reason code	Enca./void
218135	2200081172	03/02/2017	USD	6,684.20	FERREIRA COASTAL CONSTRUCTION BRANCHBURG NJ	03/07/2017
218136	2200081173	03/02/2017	USD	11,314.14	FERREIRA COASTAL CONSTRUCTION BRANCHBURG NJ	03/07/2017
218464	2200081587	03/23/2017	USD	2,819.84	CUCAMONGA VALLEY WATER DISTRICTRANCHO CUCAMONGA CA	03/31/2017
* Payment method Separate Check			USD	20,818.18		

Check number from to	Payment	Pmnt date	Crcy	Amount paid (FC)	Recipient/void reason code	Enca./void
**			USD	√6,457,271.17		

Bank	CBB	CITIZENS BUSINESS BANK	ONTARIO CA 917610000
Bank Key	122234149		
Acct number	WCOMP	231159290	

Checks created manually

Check number from to	Payment	Pmnt date	Crcy	Amount paid (FC)	Recipient/void reason code	Enca./void
04740	2200081532	03/01/2017	USD	77.53	YORK RISK SERVICES GROUP INC RANCHO CUCAMONGA CA	03/07/2017
04741	2200081533	03/08/2017	USD	77.53	YORK RISK SERVICES GROUP INC RANCHO CUCAMONGA CA	03/09/2017
04742	2200081534	03/08/2017	USD	382.70	YORK RISK SERVICES GROUP INC RANCHO CUCAMONGA CA	03/16/2017
04743	2200081535	03/08/2017	USD	301.76	YORK RISK SERVICES GROUP INC RANCHO CUCAMONGA CA	03/16/2017
04744	2200081536	03/08/2017	USD	187.20	YORK RISK SERVICES GROUP INC RANCHO CUCAMONGA CA	03/15/2017
04745	2200081537	03/08/2017	USD	48.00	YORK RISK SERVICES GROUP INC RANCHO CUCAMONGA CA	03/15/2017
04746	2200081538	03/15/2017	USD	75.00	YORK RISK SERVICES GROUP INC RANCHO CUCAMONGA CA	03/15/2017
04747	2200081795	03/22/2017	USD	103.48	YORK RISK SERVICES GROUP INC RANCHO CUCAMONGA CA	03/27/2017
04748	2200081796	03/22/2017	USD	551.04	YORK RISK SERVICES GROUP INC RANCHO CUCAMONGA CA	03/27/2017
04749	2200081797	03/22/2017	USD	146.57	YORK RISK SERVICES GROUP INC RANCHO CUCAMONGA CA	03/27/2017
04750	2200081798	03/22/2017	USD	240.46	YORK RISK SERVICES GROUP INC RANCHO CUCAMONGA CA	03/27/2017
04751	2200081799	03/22/2017	USD	217.67	YORK RISK SERVICES GROUP INC RANCHO CUCAMONGA CA	03/29/2017
04752	2200081800	03/22/2017	USD	14.52	YORK RISK SERVICES GROUP INC RANCHO CUCAMONGA CA	03/30/2017
04753	2200081801	03/22/2017	USD	1,794.25	YORK RISK SERVICES GROUP INC RANCHO CUCAMONGA CA	04/10/2017
04754	2200081953	03/29/2017	USD	95.25	YORK RISK SERVICES GROUP INC RANCHO CUCAMONGA CA	03/31/2017
04755	2200081954	03/29/2017	USD	208.45	YORK RISK SERVICES GROUP INC RANCHO CUCAMONGA CA	03/31/2017
04756	2200081955	03/29/2017	USD	312.50	YORK RISK SERVICES GROUP INC RANCHO CUCAMONGA CA	04/10/2017
04757	2200081956	03/29/2017	USD	15.00	YORK RISK SERVICES GROUP INC RANCHO CUCAMONGA CA	04/10/2017
04758	2200081957	03/29/2017	USD	15.00	YORK RISK SERVICES GROUP INC RANCHO CUCAMONGA CA	04/10/2017
04759	2200081958	03/29/2017	USD	15.00	YORK RISK SERVICES GROUP INC RANCHO CUCAMONGA CA	04/10/2017
04760	2200081959	03/29/2017	USD	92.17	YORK RISK SERVICES GROUP INC RANCHO CUCAMONGA CA	04/10/2017
04761	2200082065	03/31/2017	USD	118.76	YORK RISK SERVICES GROUP INC RANCHO CUCAMONGA CA	04/05/2017
* Payment method Checks created manually			USD	5,089.84		

Check	Payee / Description		Amount
ACH	ICMA RETIREMENT TRUST 457 P/R 5 3/3 Deferred Comp Ded	HR 0051100	15,362.31
			- - - - -
	ICMA RETIREMENT TRUST 457	\$	15,362.31
ACH	LINCOLN NATIONAL LIFE INS CO P/R 5 3/3 Deferred Comp Ded	HR 0051100	24,218.46
			- - - - -
	LINCOLN NATIONAL LIFE INS CO	\$	24,218.46
ACH	ICMA RETIREMENT TRUST 401 P/R 5 3/3 Exec Deferred Comp	HR 0051100	8,372.97
			- - - - -
	ICMA RETIREMENT TRUST 401	\$	8,372.97
ACH	AQUA BEN CORPORATION DAFT-4,600 Lbs Polymer 748E RP1-18,400 Lbs Polymer 750A	35412 35413	4,064.33 24,695.27
			- - - - -
	AQUA BEN CORPORATION	\$	28,759.60
ACH	NAPA GENUINE PARTS COMPANY Battery, Bat Test, Core Deposit, Fuses Battery, Core Deposit, Bat Tester 2 Filters	214697 214654 214571	193.22 176.00 234.30
			- - - - -
	NAPA GENUINE PARTS COMPANY	\$	603.52
ACH	UNIVAR USA INC CCWRP-11,826 Lbs Sodium Bisulfite TP1-13,091 Lbs Sodium Bisulfite TP1-13,345 Lbs Sodium Bisulfite TP1-13,473 Lbs Sodium Bisulfite TP1-13,324 Lbs Sodium Bisulfite TP1-12,563 Lbs Sodium Bisulfite TP1-13,232 Lbs Sodium Bisulfite TP1-13,248 Lbs Sodium Bisulfite CCWRP-13,337 Lbs Sodium Bisulfite RP5-13,148 Lbs Sodium Bisulfite	LA512949 LA515216 LA511540 LA511463 LA509971 LA512952 LA512951 LA515225 LA515226 LA512950	2,553.54 2,826.74 2,881.67 2,909.32 2,877.07 2,712.72 2,857.22 2,860.60 2,879.79 2,839.15
			- - - - -
	UNIVAR USA INC	\$	28,197.82
ACH	MARK IV COMMUNICATIONS INC HQB-Install Category 6 Cable	21389	584.08
			- - - - -
	MARK IV COMMUNICATIONS INC	\$	584.08
ACH	MCMMASTER-CARR SUPPLY CO Jet Pumps, Couplings, Ends, Connectors	15086537	765.03
			- - - - -
	MCMMASTER-CARR SUPPLY CO	\$	765.03
ACH	ALFA LAVAL INC RP1-Centrifuge Repair and Training Servi	276760223	43,980.16
			- - - - -
	ALFA LAVAL INC	\$	43,980.16
ACH	INVENSYS SYSTEMS INC		

Check	Payee / Description		Amount
	RP5-Calibration Plug for 871EC	93512099	1,387.97
	RP5-Calibration Plug for 871EC	93509002	1,387.97
	Inv-Intelligent Transmitters	93510561	3,350.65
			- - - - -
	INVENSYS SYSTEMS INC	\$	6,126.59
ACH	OLIN CORP		
	RP4-2,510 Gals Sodium Hypochlorite	2290171	1,430.70
	RP4-2,526 Gals Sodium Hypochlorite	2276313	1,439.82
	CCWRP-2,984 Gals Sodium Hypochlorite	2276781	1,700.88
	CCWRP-3,014 Gals Sodium Hypochlorite	2276782	1,717.98
	RP4-2,506 Gals Sodium Hypochlorite	2277042	1,428.42
	CCWRP-3,000 Gals Sodium Hypochlorite	2278217	1,710.00
	TP1-4,858 Gals Sodium Hypochlorite	2278218	2,769.06
	RP5-4,936 Gals Sodium Hypochlorite	2278728	2,813.52
	TP1-4,570 Gals Sodium Hypochlorite	2271917	2,604.90
	RP4-2,504 Gals Sodium Hypochlorite	2278729	1,427.28
	TP1-4,972 Gals Sodium Hypochlorite	2271659	2,834.04
	TP1-4,934 Gals Sodium Hypochlorite	2279301	2,812.38
	TP1-4,920 Gals Sodium Hypochlorite	2279937	2,804.40
	RP4-4,598 Gals Sodium Hypochlorite	2272056	2,620.86
	CCWRP-2,976 Gals Sodium Hypochlorite	2279938	1,696.32
	TP1-5,052 Gals Sodium Hypochlorite	2287028	2,879.64
	RP4-Retain Credit f/840 Gals Sodium Hypo	2274697	478.80-
	RP4-2,512 Gals Sodium Hypochlorite	2280223	1,431.84
	TP1-4,932 Gals Sodium Hypochlorite	2280888	2,811.24
	RP4-2,510 Gals Sodium Hypochlorite	2281506	1,430.70
	RP5-5,012 Gals Sodium Hypochlorite	2282007	2,856.84
	RP4-3,038 Gals Sodium Hypochlorite	2283350	1,731.66
	RP4-2,490 Gals Sodium Hypochlorite	2284509	1,419.30
	RP5-4,880 Gals Sodium Hypochlorite	2285059	2,781.60
	RP2-1,814 Gals Sodium Hypochlorite	2285570	1,033.98
	RP4-3,478 Gals Sodium Hypochlorite	2286399	1,982.46
	RP5-4,960 Gals Sodium Hypochlorite	2288484	2,827.20
	RP4-2,472 Gals Sodium Hypochlorite	2288485	1,409.04
	TP1-4,948 Gals Sodium Hypochlorite	2289016	2,820.36
	TP1-4,882 Gals Sodium Hypochlorite	2289401	2,782.74
	TP1-5,010 Gals Sodium Hypochlorite	2289658	2,855.70
	TP1-4,932 Gals Sodium Hypochlorite	2272665	2,811.24
	TP1-4,882 Gals Sodium Hypochlorite	2273874	2,782.74
	TP1-4,972 Gals Sodium Hypochlorite	2274249	2,834.04
	RP4-2,540 Gals Sodium Hypochlorite	2274478	1,447.80
	TP1-4,932 Gals Sodium Hypochlorite	2275144	2,811.24
	TP1-4,960 Gals Sodium Hypochlorite	2274477	2,827.20
	RP4-2,488 Gals Sodium Hypochlorite	2251829	1,418.16
	RP5-4,938 Gals Sodium Hypochlorite	2278219	2,814.66
	TP1-4,952 Gals Sodium Hypochlorite	2270626	2,822.64
	CCWRP-3,018 Gals Sodium Hypochlorite	2281504	1,720.26
	TP1-4,922 Gals Sodium Hypochlorite	2270018	2,805.54
	CCWRP-3,008 Gals Sodium Hypochlorite	2283097	1,714.56
	TP1-4,996 Gals Sodium Hypochlorite	2276314	2,847.72
	CCWRP-4,952 Gals Sodium Hypochlorite	2289402	2,822.64
	CCWRP-3,010 Gals Sodium Hypochlorite	2284507	1,715.70
	CCWRP-5,004 Gals Sodium Hypochlorite	2286108	2,852.28
	TP1-4,914 Gals Sodium Hypochlorite	2276780	2,800.98
	TP1-4,988 Gals Sodium Hypochlorite	2286398	2,843.16
	TP1-4,936 Gals Sodium Hypochlorite	2276783	2,813.52
	TP1-4,938 Gals Sodium Hypochlorite	2276784	2,814.66
	TP1-4,974 Gals Sodium Hypochlorite	2277633	2,835.18

Check	Payee / Description		Amount
	RP2-1,792 Gals Sodium Hypochlorite	2268206	1,021.44
	CCWRP-3,006 Gals Sodium Hypochlorite	2287739	1,713.42
	TP1-4,986 Gals Sodium Hypochlorite	2281505	2,842.02
	TP1-4,974 Gals Sodium Hypochlorite	2282511	2,835.18
	TP1-4,996 Gals Sodium Hypochlorite	2283098	2,847.72
	TP1-4,960 Gals Sodium Hypochlorite	2286107	2,827.20
	TP1-4,860 Gals Sodium Hypochlorite	2283351	2,770.20
	TP1-4,824 Gals Sodium Hypochlorite	2283352	2,749.68
	TP1-4,988 Gals Sodium Hypochlorite	2283892	2,843.16
	TP1-4,932 Gals Sodium Hypochlorite	2284508	2,811.24
	TP1-4,886 Gals Sodium Hypochlorite	2285569	2,785.02
	TP1-4,958 Gals Sodium Hypochlorite	2290170	2,826.06
	TP1-5,016 Gals Sodium Hypochlorite	2272223	2,859.12
	RP5-4,922 Gals Sodium Hypochlorite	2273298	2,805.54
	RP4-2,644 Gals Sodium Hypochlorite	2273299	1,507.08
	CCWRP-2,996 Gals Sodium Hypochlorite	2274250	1,707.72
			- - - - -
	OLIN CORP	\$	157,293.78
ACH	GK & ASSOCIATES INC		
	46-2054-12/16 Prof Svcs	16-090	18,544.00
	46-2054-12/16 Prof Svcs	16-089	14,560.00
	46-2054-12/16 Prof Svcs	16-088	12,800.00
	46-2054-12/16 Prof Svcs	16-087	14,640.00
			- - - - -
	GK & ASSOCIATES INC	\$	60,544.00
ACH	TRIBOLOGIK CORPORATION		
	Oil Analysis	29057	90.00
	Oil Analysis	29056	30.00
	Oil Analysis	29058	270.00
	Oil Analysis	29060	180.00
			- - - - -
	TRIBOLOGIK CORPORATION	\$	570.00
ACH	JC LAW FIRM		
	1/17 Santa Ana River	00187	400.00
	1/17 Watermaster	00183	2,200.00
	1/17 IEUA vs RP1 Ontario Airport Plume	00184	120.00
	12/16 General Legal	00178	35,735.00
	1/17 General Legal	00186	60,736.45
	12/16 IEUA vs SAWPA	00179	450.00
	12/16 IEUA vs RP1 Ontario Airport Plume	00176	420.00
	12/16 Watermaster	00175	4,860.00
	12/16 Regional Contract	00146	3,720.00
	12/16 IEUA vs Martin	00174	930.00
	1/17 IEUA vs Martin	00182	5,825.00
	1/17 Regional Contract	00190	4,345.00
	1/17 United Water Works vs Mike Bubalo C	00189	175.00
	1/17 IEUA vs SAWPA	00188	120.00
	12/16 United Water Works vs Mike Bubalo	00180	400.00
	1/17 RCA Legal	00185	90.00
			- - - - -
	JC LAW FIRM	\$	120,526.45
ACH	IEUA EMPLOYEES' ASSOCIATION		
	P/R 5 3/3 Employee Ded	HR 0051100	186.00
			- - - - -
	IEUA EMPLOYEES' ASSOCIATION	\$	186.00

Check	Payee / Description	Amount
ACH	IEUA SUPERVISORS UNION ASSOCIA P/R 5 3/3 Employee Ded HR 0051100	375.00
	IEUA SUPERVISORS UNION ASSOCIAS	375.00
ACH	IEUA GENERAL EMPLOYEES ASSOCIA P/R 5 3/3 Employee Ded HR 0051100	1,169.10
	IEUA GENERAL EMPLOYEES ASSOCIAS	1,169.10
ACH	IEUA PROFESSIONAL EMPLOYEES AS P/R 5 3/3 Employee Ded HR 0051100	540.00
	IEUA PROFESSIONAL EMPLOYEES ASS	540.00
ACH	DISCOVERY BENEFITS INC P/R 5 3/3 Cafeteria Plan HR 0051100	3,178.86
	DISCOVERY BENEFITS INC \$	3,178.86
ACH	AQUA BEN CORPORATION DAFT-2,300 Lbs Polymer 748E 35433 2,032.17 RP1-20,700 Lbs Polymer 750A 35434 27,782.17 RP1-23,000 Lbs Polymer 750A 35454 20,321.65	
	AQUA BEN CORPORATION \$	50,135.99
ACH	NAPA GENUINE PARTS COMPANY Cabin Air Filter,Oil Filter,Fuel Filter, 215777 472.40 Filters, DELO 15W40 215776 947.88	
	NAPA GENUINE PARTS COMPANY \$	1,420.28
ACH	SANTA ANA WATERSHED January 2017 Truck Discharge 8994 1,036.20 January 2017 Service 9001 144,582.98	
	SANTA ANA WATERSHED \$	145,619.18
ACH	UNIVAR USA INC CCWRP-13,730 Lbs Sodium Bisulfite LA292179 2,836.13 Credit f/Frt Chg - Inv #LA292179 LA358985 81.01- CCWRP-13,075 Lbs Sodium Bisulfite LA501965 2,910.95 Credit f/Frt Chg - Inv #LA501965 LA358986 81.01-	
	UNIVAR USA INC \$	5,585.06
ACH	MCMaster-CARR SUPPLY CO 22 Elastic Mesh Cargo Nets 16483051 435.84 Natural Gas Totalizer 15757718 637.05 Never Drop Toggle Anchors 16314296 70.55	
	MCMaster-CARR SUPPLY CO \$	1,143.44
ACH	PARSONS WATER & INFRASTRUCTURE EN13016-10/28-1/27 Prof Svcs 1702A342 16,767.50	
	PARSONS WATER & INFRASTRUCTURE\$	16,767.50

Check	Payee / Description	Amount
ACH	PEST OPTIONS INC January 2017 Weed Abatement Services 270973.1	2,920.48
	PEST OPTIONS INC \$	2,920.48
ACH	WEST COAST ADVISORS 2/17 Prof Svcs 10645	9,800.00
	WEST COAST ADVISORS \$	9,800.00
ACH	SHELL ENERGY NORTH AMERICA LP CCWRP/TP/RWPS-1/1-1/31 14950 Tlphn 10/1- 2046 1/17 24,549.55 RP2/RP5-1/1-1/31 16400 El Prado Rd 10/1 2044 1/17 6,113.75 RP1-1/1-1/31 2450 Phila St 10/1-10/31 A 2042 1/17 75,439.34	106,102.64
	SHELL ENERGY NORTH AMERICA LP \$	106,102.64
ACH	SOLAR STAR CALIFORNIA V LLC RP5/TP5/HQA/B-1/1-1/31 6075 Kimball Ave M0614-1077409 7,070.75 RP1-1/1-1/31 2450 Phila St M0616-1077411 2,123.30 RP1-1/1-1/31 2450 Phila St M0615-1077410 11,294.19 CCWRP/TP/RWPS-1/1-1/31 14950 Telephone A M0613-1077408 4,924.72	25,412.96
	SOLAR STAR CALIFORNIA V LLC \$	25,412.96
ACH	IEUA EMPLOYEES' ASSOCIATION P/R DIR 03 Employee Ded HR 0052200 12.00	12.00
	IEUA EMPLOYEES' ASSOCIATION \$	12.00
ACH	ICMA RETIREMENT TRUST 457 P/R 6 3/17/17 Deferred Comp Ded HR 0052300 15,320.90	15,320.90
	ICMA RETIREMENT TRUST 457 \$	15,320.90
ACH	LINCOLN NATIONAL LIFE INS CO P/R 6 3/17/17 Deferred Comp Ded HR 0052300 24,196.78	24,196.78
	LINCOLN NATIONAL LIFE INS CO \$	24,196.78
ACH	ICMA RETIREMENT TRUST 401 P/R 6 3/17/17 Exec Deferred Comp HR 0052300 8,556.64	8,556.64
	ICMA RETIREMENT TRUST 401 \$	8,556.64
ACH	AQUA BEN CORPORATION RP1-18,400 Lbs Polymer 750A 35459 24,695.27 DAFT-2,300 Lbs Polymer 748E 35458 2,032.17	26,727.44
	AQUA BEN CORPORATION \$	26,727.44
ACH	LASER LINE HQA-Svc HP 9250C 29342 189.95 RP1-MCB Room Svc HP5550 29351 139.95 HQB-Svc HP 3800DTN,Transfer Belt 29321 429.05	758.95
	LASER LINE \$	758.95

Check	Payee / Description	Amount
ACH	UNIVAR USA INC	
	TP1-13,384 Lbs Sodium Bisulfite LA514769	2,889.96
	PradoLS-13,222 Lbs Sodium Bisulfite LA515229	2,854.96
	TP1-13,420 Lbs Sodium Bisulfite LA515320	2,897.86
	RP5-13,175 Lbs Sodium Bisulfite LA516102	2,844.79
	TP1-13,007 Lbs Sodium Bisulfite LA516471	2,808.66
	TP1-13,107 Lbs Sodium Bisulfite LA517609	2,830.11
	CCWRP-13,321 Lbs Sodium Bisulfite LA517987	2,876.41
	TP1-13,107 Lbs Sodium Bisulfite LA519189	2,830.11
		- - - - -
	UNIVAR USA INC \$	22,832.86
ACH	WESTERN MUNICIPAL WATER DISTRI	
	WR16011-1/1/17-1/31/17 50 Sprinkler Nozz IEUA-1314	180.00
	3/16-9/16 SARCCUP Project Cost Sharing - IN8126	3,869.35
		- - - - -
	WESTERN MUNICIPAL WATER DISTRI\$	4,049.35
ACH	AGRICULTURAL RESOURCES	
	4/17 Wtr Quality Consult 4/17 WTR QLTY	3,500.00
		- - - - -
	AGRICULTURAL RESOURCES \$	3,500.00
ACH	CHINO BASIN DESALTER AUTHORITY	
	CDPH-Chino III Expnasion Prjcts Inv#12-G 327 ✓	15,129,684.60
		- - - - -
	CHINO BASIN DESALTER AUTHORITY\$	15,129,684.60
ACH	INVENSYS SYSTEMS INC	
	Inv-PH/ORP Sensors 93525108	2,801.59
		- - - - -
	INVENSYS SYSTEMS INC \$	2,801.59
ACH	SUNGARD AVAILABILITY SERVICES	
	3/17 Disaster Recovery Svc 152640767	4,152.00
		- - - - -
	SUNGARD AVAILABILITY SERVICES \$	4,152.00
ACH	OLIN CORP	
	TP1-4,940 Gals Sodium Hypochlorite 2296168	2,815.80
	CCWRP-4,964 Gals Sodium Hypochlorite 2292293	2,829.48
	RP4-2,504 Gals Sodium Hypochlorite 2292292	1,427.28
	TP1-4,986 Gals Sodium Hypochlorite 2292291	2,842.02
	TP1-4,962 Gals Sodium Hypochlorite 2291803	2,828.34
	RP5-4,966 Gals Sodium Hypochlorite 2291298	2,830.62
	TP1-4,950 Gals Sodium Hypochlorite 2290778	2,821.50
	CCWRP-2,988 Gals Sodium Hypochlorite 2290777	1,703.16
	TP1-5,000 Gals Sodium Hypochlorite 2292514	2,850.00
	TP1-4,972 Gals Sodium Hypochlorite 2293144	2,834.04
	TP1-4,880 Gals Sodium Hypochlorite 2295343	2,781.60
	CCWRP-4,950 Gals Sodium Hypochlorite 2295345	2,821.50
	TP1-4,968 Gals Sodium Hypochlorite 2295609	2,831.76
	RP5-4,992 Gals Sodium Hypochlorite 2295610	2,845.44
		- - - - -
	OLIN CORP \$	37,062.54
ACH	DAVE'S PLUMBING	
	16 Water Softener Removal 5127	3,920.00
	WR16017-2/2017 Replace PRV, Adjustment P 5126	5,718.30

Check	Payee / Description	Amount
	DAVE'S PLUMBING	\$ 9,638.30
ACH	KAMBRIAN CORPORATION IS17030-75" Smart TV WIFI 13741	2,250.52
	KAMBRIAN CORPORATION	\$ 2,250.52
ACH	IEUA EMPLOYEES' ASSOCIATION P/R 6 3/17/17 Employee Ded HR 0052300	186.00
	IEUA EMPLOYEES' ASSOCIATION	\$ 186.00
ACH	IEUA SUPERVISORS UNION ASSOCIA P/R 6 3/17/17 Employee Ded HR 0052300	360.00
	IEUA SUPERVISORS UNION ASSOCIA\$	360.00
ACH	IEUA GENERAL EMPLOYEES ASSOCIA P/R 6 3/17/17 Employee Ded HR 0052300	1,194.10
	IEUA GENERAL EMPLOYEES ASSOCIA\$	1,194.10
ACH	IEUA PROFESSIONAL EMPLOYEES AS P/R 6 3/17/17 Employee Ded HR 0052300	480.00
	IEUA PROFESSIONAL EMPLOYEES AS\$	480.00
ACH	DISCOVERY BENEFITS INC P/R 6 3/17/17 Cafeteria Plan HR 0052300	3,178.86
	DISCOVERY BENEFITS INC	\$ 3,178.86
ACH	PREFERRED BENEFIT INSURANCE 3/17 Agency Dental Plan EIA20224	15,194.60
	PREFERRED BENEFIT INSURANCE	\$ 15,194.60
ACH	DISCOVERY BENEFITS INC February 2017 Admin Fees 0000734821-IN	171.00
	DISCOVERY BENEFITS INC	\$ 171.00
ACH	CHINO BASIN DESALTER AUTHORITY CDA-EN16021.90-IEUA Contrib # 9—Proj C1 RSTRCTD CNTRB	145,746.50
	CHINO BASIN DESALTER AUTHORITY\$	145,746.50
ACH	AQUA BEN CORPORATION DAFT-2,300 Lbs Polymer 748E 35484	2,032.17
	RP1-20,700 Lbs Polymer 750A 35485	27,782.17
	AQUA BEN CORPORATION	\$ 29,814.34
ACH	LASER LINE HQA-Svc Ricoh Aficio SP C410 29376	159.95
	HQ-Svc Ricoh AFICIO SP C410 Blck Phtcndc 29380	159.95
	HQB-Svc HP P3015,Toner Cartridge,Cassett 29572	276.85

Check	Payee / Description		Amount
	LASER LINE	\$	596.75
ACH	NAPA GENUINE PARTS COMPANY		
	Filters	216513	106.55
	Filters, Delo 15W40 Oil	216514	85.35
		- - - - -	-
	NAPA GENUINE PARTS COMPANY	\$	191.90
ACH	UNIVAR USA INC		
	TP1-11,575 Lbs Sodium Bisulfite	LA520945	2,499.32
		- - - - -	-
	UNIVAR USA INC	\$	2,499.32
ACH	MCMaster-CARR SUPPLY CO		
	SS Square Shoulder Rod End	19210149	74.00
	SS Rotary Shaft, SS Oversized Washer	19102047	77.18
		- - - - -	-
	MCMaster-CARR SUPPLY CO	\$	151.18
ACH	ALFA LAVAL INC		
	2 Pumps, 1 Valve	277010970	4,420.97
		- - - - -	-
	ALFA LAVAL INC	\$	4,420.97
ACH	INLAND EMPIRE REGIONAL		
	2/17 Biosolids	90019728	291,311.90
	2Q15,3Q15,4Q15,1Q16 EnerNOC Energy Reba 2,3,4Q15 - 1Q		12,938.99
		- - - - -	-
	INLAND EMPIRE REGIONAL	\$	304,250.89
ACH	SUNGARD AVAILABILITY SERVICES		
	4/17 Disaster Recovery Svc	152642491	4,152.00
		- - - - -	-
	SUNGARD AVAILABILITY SERVICES	\$	4,152.00
ACH	OLIN CORP		
	CCWRP-2,992 Gals Sodium Hypochlorite	2293807	1,705.44
	RP4-3,502 Gals Sodium Hypochlorite	2297367	1,996.14
	RP5-4,904 Gals Sodium Hypochlorite	2297366	2,795.28
	CCWRP-4,950 Gals Sodium Hypochlorite	2296729	2,821.50
	RP5-4,972 Gals Sodium Hypochlorite	2294336	2,834.04
	RP2-1,792 Gals Sodium Hypochlorite	2294337	1,021.44
	TP1-4,950 Gals Sodium Hypochlorite	2294834	2,821.50
	RP2-1,760 Gals Sodium Hypochlorite	2297368	1,003.20
	TP1-4,912 Gals Sodium Hypochlorite	2297932	2,799.84
	CCWRP-3,010 Gals Sodium Hypochlorite	2298521	1,715.70
	RP4-2,492 Gals Sodium Hypochlorite	2293809	1,420.44
	TP1-4,994 Gals Sodium Hypochlorite	2298754	2,846.58
	TP1-4,964 Gals Sodium Hypochlorite	2298522	2,829.48
	TP1-4,936 Gals Sodium Hypochlorite	2299311	2,813.52
	TP1-4,936 Gals Sodium Hypochlorite	2293808	2,813.52
		- - - - -	-
	OLIN CORP	\$	34,237.62
ACH	DAVE'S PLUMBING		
	2 Water Softener Removal-3/2017	5131	490.00
		- - - - -	-
	DAVE'S PLUMBING	\$	490.00

Check	Payee / Description	Amount
ACH	RUBY CANYON ENGINEERING 2/15 Greenhouse Gas Inventory Verificati RCE 17-033	3,150.00
	RUBY CANYON ENGINEERING \$	3,150.00
ACH	SIEMENS INDUSTRY INC Hydroranger 5601346973	1,667.90
	SIEMENS INDUSTRY INC \$	1,667.90
ACH	ESTRADA, JIMMIE J Reim Monthly Health Prem HEALTH PREM	472.96
	ESTRADA, JIMMIE J \$	472.96
ACH	LICHTI, ALICE Reim Monthly Health Prem HEALTH PREM	172.48
	LICHTI, ALICE \$	172.48
ACH	MORASSE, EDNA Reim Monthly Health Prem HEALTH PREM	172.48
	MORASSE, EDNA \$	172.48
ACH	NOWAK, THEO T Reim Monthly Health Prem HEALTH PREM	472.96
	NOWAK, THEO T \$	472.96
ACH	SONNENBURG, ILSE Reim Monthly Health Prem HEALTH PREM	172.48
	SONNENBURG, ILSE \$	172.48
ACH	DYKSTRA, BETTY Reim Monthly Health Prem HEALTH PREM	172.48
	DYKSTRA, BETTY \$	172.48
ACH	MUELLER, CAROLYN Reim Monthly Health Prem HEALTH PREM	172.48
	MUELLER, CAROLYN \$	172.48
ACH	GRIFFIN, GEORGE Reim Monthly Health Prem HEALTH PREM	172.48
	GRIFFIN, GEORGE \$	172.48
ACH	CANADA, ANGELA Reim Monthly Health Prem HEALTH PREM	172.48
	CANADA, ANGELA \$	172.48
ACH	CUPERSMITH, LEIZAR Reim Monthly Health Prem HEALTH PREM	172.48
	CUPERSMITH, LEIZAR \$	172.48

Check	Payee / Description	Amount
ACH	DELGADO-ORAMAS JR, JOSE Reim Monthly Health Prem	HEALTH PREM 300.48
	DELGADO-ORAMAS JR, JOSE	\$ 300.48
ACH	GRANGER, BRANDON Reim Monthly Health Prem	HEALTH PREM 150.24
	GRANGER, BRANDON	\$ 150.24
ACH	GADDY, CHARLES L Reim Monthly Health Prem	HEALTH PREM 150.24
	GADDY, CHARLES L	\$ 150.24
ACH	BAKER, CHRIS Reim Monthly Health Prem	HEALTH PREM 22.24
	BAKER, CHRIS	\$ 22.24
ACH	WEBB, DANNY C Reim Monthly Health Prem	HEALTH PREM 128.00
	WEBB, DANNY C	\$ 128.00
ACH	HUMPHREYS, DEBORAH E Reim Monthly Health Prem	HEALTH PREM 150.24
	HUMPHREYS, DEBORAH E	\$ 150.24
ACH	MOUAT, FREDERICK W Reim Monthly Health Prem	HEALTH PREM 150.24
	MOUAT, FREDERICK W	\$ 150.24
ACH	MORGAN, GARTH W Reim Monthly Health Prem	HEALTH PREM 128.00
	MORGAN, GARTH W	\$ 128.00
ACH	ALLINGHAM, JACK Reim Monthly Health Prem	HEALTH PREM 22.24
	ALLINGHAM, JACK	\$ 22.24
ACH	MAZUR, JOHN Reim Monthly Health Prem	HEALTH PREM 437.19
	MAZUR, JOHN	\$ 437.19
ACH	RUDDER, LARRY Reim Monthly Health Prem	HEALTH PREM 22.24
	RUDDER, LARRY	\$ 22.24
ACH	INTERLICCHIA, RANDY Reim Monthly Health Prem	HEALTH PREM 128.00

Check	Payee / Description	Amount
	INTERLICCHIA, RANDY	\$ 128.00
ACH	HAMILTON, MARIA Reim Monthly Health Prem	HEALTH PREM 128.00
	HAMILTON, MARIA	\$ 128.00
ACH	PICENO, TONY Reim Monthly Health Prem	HEALTH PREM 172.48
	PICENO, TONY	\$ 172.48
ACH	RAMOS, CAROL Reim Monthly Health Prem	HEALTH PREM 22.24
	RAMOS, CAROL	\$ 22.24
ACH	FISHER, JAY Reim Monthly Health Prem	HEALTH PREM 128.00
	FISHER, JAY	\$ 128.00
ACH	KING, PATRICK Reim Monthly Health Prem	HEALTH PREM 22.24
	KING, PATRICK	\$ 22.24
ACH	HOWARD, ROBERT JAMES Reim Monthly Health Prem	HEALTH PREM 22.24
	HOWARD, ROBERT JAMES	\$ 22.24
ACH	DIETZ, JUDY Reim Monthly Health Prem	HEALTH PREM 128.00
	DIETZ, JUDY	\$ 128.00
ACH	DAVIS, GEORGE Reim Monthly Health Prem	HEALTH PREM 150.24
	DAVIS, GEORGE	\$ 150.24
ACH	MONZAVI, TAGHI Reim Monthly Health Prem	HEALTH PREM 22.24
	MONZAVI, TAGHI	\$ 22.24
ACH	PETERSEN, KENNETH Reim Monthly Health Prem	HEALTH PREM 172.48
	PETERSEN, KENNETH	\$ 172.48
ACH	TRAUTERMAN, HELEN Reim Monthly Health Prem	HEALTH PREM 172.48
	TRAUTERMAN, HELEN	\$ 172.48
ACH	TIEGS, KATHLEEN Reim Monthly Health Prem	HEALTH PREM 874.37

Check	Payee / Description	Amount
	TIEGS, KATHLEEN	\$ 874.37
ACH	DIGGS, GEORGE Reim Monthly Health Prem	HEALTH PREM 772.02
	DIGGS, GEORGE	\$ 772.02
ACH	HAYES, KENNETH Reim Monthly Health Prem	HEALTH PREM 472.96
	HAYES, KENNETH	\$ 472.96
ACH	HUNTON, STEVE Reim Monthly Health Prem	HEALTH PREM 150.24
	HUNTON, STEVE	\$ 150.24
ACH	RODRIGUEZ, LOUIS Reim Monthly Health Prem	HEALTH PREM 150.24
	RODRIGUEZ, LOUIS	\$ 150.24
ACH	VARBEL, VAN Reim Monthly Health Prem	HEALTH PREM 573.89
	VARBEL, VAN	\$ 573.89
ACH	CLIFTON, NEIL Reim Monthly Health Prem	HEALTH PREM 445.89
	CLIFTON, NEIL	\$ 445.89
ACH	DELGADO, FRANCOIS Reim Monthly Health Prem	HEALTH PREM 128.00
	DELGADO, FRANCOIS	\$ 128.00
ACH	WELLMAN, JOHN THOMAS Reim Monthly Health Prem	HEALTH PREM 573.89
	WELLMAN, JOHN THOMAS	\$ 573.89
ACH	SPEARS, SUSAN Reim Monthly Health Prem	HEALTH PREM 20.62
	SPEARS, SUSAN	\$ 20.62
ACH	TROXEL, WYATT Reim Monthly Health Prem	HEALTH PREM 172.48
	TROXEL, WYATT	\$ 172.48
ACH	CORLEY, WILLIAM Reim Monthly Health Prem	HEALTH PREM 437.19
	CORLEY, WILLIAM	\$ 437.19
ACH	CALLAHAN, CHARLES	

Check	Payee / Description	Amount
	Reim Monthly Health Prem	HEALTH PREM 342.34
	CALLAHAN, CHARLES	\$ 342.34
ACH	LESNIAKOWSKI, NORBERT Reim Monthly Health Prem	HEALTH PREM 172.48
	LESNIAKOWSKI, NORBERT	\$ 172.48
ACH	VER STEEG, ALLEN J Reim Monthly Health Prem	HEALTH PREM 470.34
	VER STEEG, ALLEN J	\$ 470.34
ACH	HACKNEY, GARY Reim Monthly Health Prem	HEALTH PREM 437.19
	HACKNEY, GARY	\$ 437.19
ACH	CAREL, LARRY Reim Monthly Health Prem	HEALTH PREM 22.24
	CAREL, LARRY	\$ 22.24
ACH	TOL, HAROLD Reim Monthly Health Prem	HEALTH PREM 322.01
	TOL, HAROLD	\$ 322.01
ACH	BANKSTON, GARY Reim Monthly Health Prem	HEALTH PREM 471.54
	BANKSTON, GARY	\$ 471.54
ACH	ATWATER, RICHARD Reim Monthly Health Prem	HEALTH PREM 128.00
	ATWATER, RICHARD	\$ 128.00
ACH	FIESTA, PATRICIA Reim Monthly Health Prem	HEALTH PREM 450.01
	FIESTA, PATRICIA	\$ 450.01
ACH	DIGGS, JANET Reim Monthly Health Prem	HEALTH PREM 900.02
	DIGGS, JANET	\$ 900.02
ACH	CARAZA, TERESA Reim Monthly Health Prem	HEALTH PREM 158.95
	CARAZA, TERESA	\$ 158.95
ACH	ANDERSON, JOHN Reim Monthly Health Prem	HEALTH PREM 472.96
	ANDERSON, JOHN	\$ 472.96

Check	Payee / Description	Amount
ACH	SANTA CRUZ, JACQUELYN Reim Monthly Health Prem	HEALTH PREM 779.40
	SANTA CRUZ, JACQUELYN	\$ 779.40
ACH	HECK, ROSELYN Reim Monthly Health Prem	HEALTH PREM 22.24
	HECK, ROSELYN	\$ 22.24
ACH	SOPICKI, LEO Reim Monthly Health Prem	HEALTH PREM 300.48
	SOPICKI, LEO	\$ 300.48
ACH	HERNANDEZ, BENJAMIN Reim Monthly Health Prem	HEALTH PREM 322.01
	HERNANDEZ, BENJAMIN	\$ 322.01
ACH	GOSE, ROSEMARY Reim Monthly Health Prem	HEALTH PREM 128.00
	GOSE, ROSEMARY	\$ 128.00
ACH	KEHL, BARRETT Reim Monthly Health Prem	HEALTH PREM 128.00
	KEHL, BARRETT	\$ 128.00
ACH	RITCHIE, JANN Reim Monthly Health Prem	HEALTH PREM 128.00
	RITCHIE, JANN	\$ 128.00
ACH	LONG, ROCKWELL DEE Reim Monthly Health Prem	HEALTH PREM 445.89
	LONG, ROCKWELL DEE	\$ 445.89
ACH	FATTAHI, MIR Reim Monthly Health Prem	HEALTH PREM 128.00
	FATTAHI, MIR	\$ 128.00
ACH	VERGARA, FLORENTINO Reim Monthly Health Prem	HEALTH PREM 300.48
	VERGARA, FLORENTINO	\$ 300.48
ACH	WARMAN, RALPH Reim Monthly Health Prem	HEALTH PREM 172.48
	WARMAN, RALPH	\$ 172.48
ACH	ROGERS, SHIRLEY Reim Monthly Health Prem	HEALTH PREM 175.48
	ROGERS, SHIRLEY	\$ 175.48

Check	Payee / Description	Amount
ACH	WALL, DAVID Reim Monthly Health Prem	HEALTH PREM 286.95
	WALL, DAVID	\$ 286.95
ACH	CHUNG, MICHAEL Reim Monthly Health Prem	HEALTH PREM 150.24
	CHUNG, MICHAEL	\$ 150.24
ACH	ADAMS, PAMELA Reim Monthly Health Prem	HEALTH PREM 172.48
	ADAMS, PAMELA	\$ 172.48
ACH	BLASINGAME, MARY Reim Monthly Health Prem	HEALTH PREM 1,019.78
	BLASINGAME, MARY	\$ 1,019.78
ACH	ANDERSON, KENNETH Reim Monthly Health Prem	HEALTH PREM 22.24
	ANDERSON, KENNETH	\$ 22.24
ACH	MOE, JAMES Reim Monthly Health Prem	HEALTH PREM 22.24
	MOE, JAMES	\$ 22.24
ACH	POLACEK, KEVIN Reim Monthly Health Prem	HEALTH PREM 746.06
	POLACEK, KEVIN	\$ 746.06
ACH	ELROD, SONDRAL Reim Monthly Health Prem	HEALTH PREM 286.95
	ELROD, SONDRAL	\$ 286.95
ACH	FRAZIER, JACK Reim Monthly Health Prem	HEALTH PREM 171.77
	FRAZIER, JACK	\$ 171.77
ACH	HOAK, JAMES Reim Monthly Health Prem	HEALTH PREM 128.00
	HOAK, JAMES	\$ 128.00
ACH	DEZHAM, PARIVASH Reim Monthly Health Prem	HEALTH PREM 171.77
	DEZHAM, PARIVASH	\$ 171.77
ACH	FOLEY III, DANIEL J. Reim Monthly Health Prem	HEALTH PREM 158.95

Check	Payee / Description	Amount
	FOLEY III, DANIEL J.	\$ 158.95
ACH	CLEVELAND, JAMES Reim Monthly Health Prem	HEALTH PREM 128.00
	CLEVELAND, JAMES	\$ 128.00
ACH	LANGNER, CAMERON Reim Monthly Health Prem	HEALTH PREM 238.70
	LANGNER, CAMERON	\$ 238.70
ACH	HAMILTON, LEANNE Reim Monthly Health Prem	HEALTH PREM 158.95
	HAMILTON, LEANNE	\$ 158.95
ACH	HOOSHMAND, RAY Reim Monthly Health Prem	HEALTH PREM 128.00
	HOOSHMAND, RAY	\$ 128.00
ACH	SCHLAPKOHL, JACK Reim Monthly Health Prem	HEALTH PREM 128.00
	SCHLAPKOHL, JACK	\$ 128.00
ACH	POOLE, PHILLIP Reim Monthly Health Prem	HEALTH PREM 171.77
	POOLE, PHILLIP	\$ 171.77
ACH	ADAMS, BARBARA Reim Monthly Health Prem	HEALTH PREM 150.24
	ADAMS, BARBARA	\$ 150.24
ACH	RUESCH, GENECE Reim Monthly Health Prem	HEALTH PREM 481.35
	RUESCH, GENECE	\$ 481.35
ACH	VANDERPOOL, LARRY Reim Monthly Health Prem	HEALTH PREM 471.54
	VANDERPOOL, LARRY	\$ 471.54
ACH	AMBROSE, JEFFREY Reim Monthly Health Prem	HEALTH PREM 573.89
	AMBROSE, JEFFREY	\$ 573.89
ACH	MERRILL, DIANE Reim Monthly Health Prem	HEALTH PREM 286.95
	MERRILL, DIANE	\$ 286.95
ACH	HOUSER, ROD Reim Monthly Health Prem	HEALTH PREM 620.58

Check	Payee / Description	Amount
	HOUSER, ROD	\$ 620.58
ACH	RUSSO, VICKI Reim Monthly Health Prem	HEALTH PREM 158.95
	RUSSO, VICKI	\$ 158.95
ACH	HUSS, KERRY Reim Monthly Health Prem	HEALTH PREM 445.89
	HUSS, KERRY	\$ 445.89
ACH	BINGHAM, GREGG Reim Monthly Health Prem	HEALTH PREM 618.06
	BINGHAM, GREGG	\$ 618.06
ACH	CHARLES, DAVID Reim Monthly Health Prem	HEALTH PREM 128.00
	CHARLES, DAVID	\$ 128.00
ACH	YEBOAH, ERNEST Reim Monthly Health Prem	HEALTH PREM 128.00
	YEBOAH, ERNEST	\$ 128.00
ACH	ALVARADO, ROSEMARY Reim Monthly Health Prem	HEALTH PREM 309.19
	ALVARADO, ROSEMARY	\$ 309.19
ACH	BARELA, GEORGE Reim Monthly Health Prem	HEALTH PREM 128.00
	BARELA, GEORGE	\$ 128.00
ACH	FETZER, ROBERT Reim Monthly Health Prem	HEALTH PREM 746.06
	FETZER, ROBERT	\$ 746.06
ACH	SPAETH, ERIC Reim Monthly Health Prem	HEALTH PREM 158.95
	SPAETH, ERIC	\$ 158.95
ACH	DAVIS, MARTHA Reim Monthly Health Prem	HEALTH PREM 158.95
	DAVIS, MARTHA	\$ 158.95
ACH	ICMA RETIREMENT TRUST 457 P/R 7 3/31/17 Deferred Comp Ded	HR 0052400 15,352.03
	ICMA RETIREMENT TRUST 457	\$ 15,352.03
ACH	LINCOLN NATIONAL LIFE INS CO	

Check	Payee / Description		Amount
	P/R 7 3/31/17 Deferred Comp Ded	HR 0052400	24,058.58
	LINCOLN NATIONAL LIFE INS CO	\$	24,058.58
ACH	ICMA RETIREMENT TRUST 401		
	P/R 7 3/31/17 Exec Deferred Comp	HR 0052400	7,978.79
	ICMA RETIREMENT TRUST 401	\$	7,978.79
ACH	AQUA BEN CORPORATION		
	DAFT-2,300 Lbs Polymer 748E	35508	2,032.17
	RP1-20,700 Lbs Polymer 750A	35509	27,782.17
	AQUA BEN CORPORATION	\$	29,814.34
ACH	UNIVAR USA INC		
	TP1-11,769 Lbs Sodium Bisulfite	LA521517	2,541.29
	TP1-11,422 Lbs Sodium Bisulfite	LA520947	2,466.34
	RP5-11,741 Lbs Sodium Bisulfite	LA520946	2,535.29
	CCWRP-11,431 Lbs Sodium Bisulfite	LA520598	2,468.34
	UNIVAR USA INC	\$	10,011.26
ACH	INLAND EMPIRE REGIONAL		
	Reimburement f/Pynt on LSL invoice 19829 1800000050		2,425.00
	INLAND EMPIRE REGIONAL	\$	2,425.00
ACH	OLIN CORP		
	RP4-3,500 Gals Sodium Hypochlorite	2295344	1,995.00
	CCWRP-3,008 Gals Sodium Hypochlorite	2301662	1,714.56
	TP1-4,912 Gals Sodium Hypochlorite	2301663	2,799.84
	TP1-4,932 Gals Sodium Hypochlorite	2301922	2,811.24
	RP4-2,494 Gals Sodium Hypochlorite	2301923	1,421.58
	TP1-4,942 Gals Sodium Hypochlorite	2302512	2,816.94
	RP2-1,762 Gals Sodium Hypochlorite	2301229	1,004.34
	TP1-4,922 Gals Sodium Hypochlorite	2301228	2,805.54
	RP4-3,010 Gals Sodium Hypochlorite	2300630	1,715.70
	RP5-4,890 Gals Sodium Hypochlorite	2300629	2,787.30
	CCWRP-3,030 Gals Sodium Hypochlorite	2299985	1,727.10
	RP4-2,536 Gals Sodium Hypochlorite	2298523	1,445.52
	OLIN CORP	\$	25,044.66
ACH	GK & ASSOCIATES INC		
	16-2054-1/17 Prof Svcs	17-002	13,440.00
	46-2054-1/17 Prof Svcs	17-001	20,496.00
	16-2054-1/17 Prof Svcs	17-004	20,862.00
	46-2054-1/17 Prof Svcs	17-003	15,288.00
	GK & ASSOCIATES INC	\$	70,086.00
ACH	DAVE'S PLUMBING		
	5 Water Softener Removal 3/2017	5133	1,225.00
	DAVE'S PLUMBING	\$	1,225.00
ACH	WEST COAST ADVISORS		
	3/17 Prof Svcs	10671	9,800.00

Check	Payee / Description	Amount
	WEST COAST ADVISORS	\$ 9,800.00
ACH	TRIBOLOGIK CORPORATION	
	Oil Analysis 30599	120.00
	Oil Analysis 30600	60.00
	TRIBOLOGIK CORPORATION	\$ 180.00
ACH	JC LAW FIRM	
	2/17 Watermaster 00204	8,525.00
	2/17 IEUA vs Martin 00203	720.00
	2/17 IEUA vs Mwembu 00202	180.00
	2/17 IEUA vs SAWPA SARCCUP 00209	6,604.40
	2/17 General Legal 00207	48,021.45
	2/17 IEUA vs RP1 Ontario Airport Plume 00205	90.00
	2/17 Regional Contract 00211	10,585.00
	2/17 Santa Ana River 00208	150.00
	2/17 United Water Works vs Mike Bubalo C 00210	175.00
	2/17 RCA Legal 00206	1,000.00
	JC LAW FIRM	\$ 76,050.85
ACH	SHELL ENERGY NORTH AMERICA LP	
	RP1-2/1-2/28 2450 Phila St 11/1-11/30 A 2042 2/17	60,043.81
	RP2/RP5-2/1-2/28 16400 El Prado Rd 11/1 2044 2/17	4,927.75
	CCWRP/TP/RWPS-12/1-12/31 14950 Tlphn 9/1 2046 2/17	20,249.70
	SHELL ENERGY NORTH AMERICA LP	\$ 85,221.26

Grand Total Payment Amount: \$ 17,094,448.96

Check	Payee / Description			Amount
Wire	EMPLOYMENT DEVELOPMENT DEPARTM			
	P/R 6 3/17/17 Taxes	HR	0052300	50,674.16
	P/R 3 3/17/17 Taxes	HR	0052300	10,053.82
				- - - - -
	EMPLOYMENT DEVELOPMENT DEPARTM\$			60,727.98
Wire	INTERNAL REVENUE SERVICE			
	P/R 6 3/17/17 Taxes	HR	0052300	306,022.50
				- - - - -
	INTERNAL REVENUE SERVICE		\$	306,022.50
Wire	BANK OF AMERICA NT&SA			
	P/R 6 3/17/17 EFT Direct Deposit		031717	690,463.77
				- - - - -
	BANK OF AMERICA NT&SA		\$	690,463.77
Wire	EMPLOYMENT DEVELOPMENT DEPARTM			
	P/R 5 3/3 Taxes	HR	0051100	50,855.71
	P/R 5 3/3 Taxes	HR	0051100	10,092.25
				- - - - -
	EMPLOYMENT DEVELOPMENT DEPARTM\$			60,947.96
Wire	INTERNAL REVENUE SERVICE			
	P/R 5 3/3 Taxes	HR	0051100	308,375.42
				- - - - -
	INTERNAL REVENUE SERVICE		\$	308,375.42
Wire	BANK OF AMERICA NT&SA			
	P/R 5 3/3/17 EFT Direct Deposit		030317	687,551.08
				- - - - -
	BANK OF AMERICA NT&SA		\$	687,551.08
Wire	BANK OF AMERICA NT&SA			
	P/R 03 DIR 3/10/17 EFT Direct Deposit		031017 DIR	2,603.91
				- - - - -
	BANK OF AMERICA NT&SA		\$	2,603.91
Wire	EMPLOYMENT DEVELOPMENT DEPARTM			
		HR	0052200	537.00
				- - - - -
	EMPLOYMENT DEVELOPMENT DEPARTM\$			537.00
Wire	INTERNAL REVENUE SERVICE			
		HR	0052200	3,461.87
				- - - - -
	INTERNAL REVENUE SERVICE		\$	3,461.87
Wire	INTERNAL REVENUE SERVICE			
	P/R 7 3/31/17 Taxes	HR	0052400	295,843.65
				- - - - -
	INTERNAL REVENUE SERVICE		\$	295,843.65
Wire	EMPLOYMENT DEVELOPMENT DEPARTM			
	P/R 7 3/31/17 Taxes	HR	0052400	9,777.35
	P/R 7 3/31/17 Taxes	HR	0052400	47,116.46
				- - - - -
	EMPLOYMENT DEVELOPMENT DEPARTM\$			56,893.81

Check	Payee / Description	Amount
Wire	BANK OF AMERICA NT&SA P/R 7 3/31/17 EFT Direct Deposit 033117	683,912.31 - - - - - BANK OF AMERICA NT&SA \$ 683,912.31
Wire	STATE DISBURSEMENT UNIT P/R 6 3/17/17 HR 0052300 198.00 P/R 6 3/17/17 HR 0052300 1,145.06	- - - - - STATE DISBURSEMENT UNIT \$ 1,343.06
Wire	PUBLIC EMPLOYEE'S RETIREMENT S P/R 6 3/17/17 Deferred Comp Ded HR 0052300 20,787.65	- - - - - PUBLIC EMPLOYEE'S RETIREMENT S\$ 20,787.65
Wire	STATE DISBURSEMENT UNIT P/R 5 3/3 HR 0051100 1,145.06 P/R 5 3/3 HR 0051100 198.00	- - - - - STATE DISBURSEMENT UNIT \$ 1,343.06
Wire	PUBLIC EMPLOYEE'S RETIREMENT S P/R 5 3/3 Deferred Comp Ded HR 0051100 20,686.32	- - - - - PUBLIC EMPLOYEE'S RETIREMENT S\$ 20,686.32
Wire	PUBLIC EMPLOYEES RETIREMENT SY P/R 5 3/3 PERS Adj P/R 5 3/3 CR 11.27- P/R 5 3/3 PERS HR 0051100 271,706.22	- - - - - PUBLIC EMPLOYEES RETIREMENT SY\$ 271,694.95
Wire	STATE BOARD OF EQUALIZATION 2/17 Sales Tax Deposit 23784561 2/17 9,277.00	- - - - - STATE BOARD OF EQUALIZATION \$ 9,277.00
Wire	PUBLIC EMPLOYEES RETIREMENT SY P/R 6 3/17 Emp (3) /Empr PERS Match Cont PR 6 3/17 CR 12.11- P/R 6 3/17/17 PERS HR 0052300 272,346.81	- - - - - PUBLIC EMPLOYEES RETIREMENT SY\$ 272,334.70
Wire	PUBLIC EMPLOYEE'S RETIREMENT S P/R 7 3/31/17 Deferred Comp Ded HR 0052400 20,754.58	- - - - - PUBLIC EMPLOYEE'S RETIREMENT S\$ 20,754.58
Wire	PUBLIC EMPLOYEES' RETIREMENT S 3/17 Health Ins-Retirees, Board, Employees 2230 3/17 250,966.09	- - - - - PUBLIC EMPLOYEES' RETIREMENT S\$ 250,966.09
Wire	SUMITOMO MITSUI BANKING CORP 08B 1/1/17-3/31/17 LOC Fees NY-091282 031 43,774.74	- - - - - SUMITOMO MITSUI BANKING CORP \$ 43,774.74

Check	Payee / Description	Amount
Wire	METROPOLITAN WATER DISTRICT January 2017 Water Purchase	8922 1,049,361.99
	METROPOLITAN WATER DISTRICT	\$ 1,049,361.99

Grand Total Payment Amount: \$ 5,119,665.40


CONSENT
CALENDAR
ITEM


3C


Date: May 17, 2017

To: The Honorable Board of Directors

Through: Finance and Administration Committee (05/10/17)

From:  P. Joseph Grindstaff
General Manager

Submitted by:  Christina Valencia
Chief Financial Officer/Assistant General Manager

 Javier Chagoyen-Lazaro
Manager of Finance and Accounting

Subject: Treasurer's Report of Financial Affairs Report

RECOMMENDATION

It is recommended that the Board of Directors approve the Treasurer's Report of Financial Affairs for the month ended March 31, 2017.

BACKGROUND

The Treasurer's Report of Financial Affairs for the month ended March 31, 2017 is submitted in a format consistent with State requirements. The monthly report denotes investment transactions that have been executed in accordance with the criteria stated in the Agency's Investment Policy (Resolution No. 2016-5-1), with the exception of the purchase of medium term notes which exceeded the maximum surplus funds limit by 0.8 percent as of March 31, 2017.

Maximum Limit Exceeded

The Agency's Investment Policy sets the maximum investment limit for medium term notes at 10 percent of the portfolio value (Section 8N), lower than the 30 percent established under California Government Code (CGC) Section 53601 (Section K). During the month of March, the Agency purchased two medium term notes which increased the investment share from 8.2 percent to 11.2 percent (\$13.6 million) of the Agency surplus funds portfolio (\$122.1 million) as of March 31, 2017.

While the Agency's Investment Policy acknowledges that from time to time certain situations may arise during which strict adherence to an inflexible investment policy may be overly restrictive (Section 11), it allows for the Board of Directors, on a case by case basis, to modify or waive

provisions or restrictions within the constraints of the CGC 53601 et seq., any provisions or restrictions of the Agency's Investment Policy.

Staff will continue to monitor the medium-term note ratio and the expected portfolio outcome. Staff expects the fluidity of cash flow activities will evolve in a manner that will warrant gradual decrease in the medium-term note ratio until the 10 percent allowable threshold is achieved. Consistent with the Agency's Investment Policy, staff seeks to maintain the preservation of capital, liquidity and attain return on investment when investing.

Staff recommends the Board approve the medium-term notes investment as of March 31, 2017 and allow for these investments to be held until maturity. Additional checks and balances have been implemented prior to investing surplus funds to verify maximum investment limits and prevent any violation in the future.

For the month of March, total cash, investments, and restricted deposits of \$151,727,836 reflects a decrease of \$1,439,413 compared to the total reported for February 2017. The decrease was attributed mainly to higher capital project and debt service payments partially offset by property tax receipts and contract reimbursement and grant receipts. The average days of cash on hand for the month ended March 31, 2017 decreased from 286 days to 278 days due to higher disbursements and lower unrestricted cash available. Average days of cash on hand is calculated using the monthly ending balance of unrestricted cash and cash equivalents divided by disbursements associated with operating expenses, debt service, and capital expenditures as recorded in the Agency's cash flow. New connection fees collected and held by member agencies are excluded from the days of cash on hand calculation.

The Agency's investment portfolio average rate in March 2017 was 1.041%, an increase of 0.146% compared to the average yield of 0.895% reported in February 2017. The increase can be attributed to the gradual but steady increase in yield from various instruments currently in place and new investments purchased for the month of March 2017.

The Financial Affairs report is consistent with the *Agency's Business Goal of Fiscal Responsibility* in providing financial reporting that accounts for cash and investment activities to fund operating requirements and to optimize investment earnings.

PRIOR BOARD ACTION

None.

IMPACT ON BUDGET

The interest earned on the Agency's investment portfolio increases the Agency's reserves.

Attachment: March 2017 Treasurer's Report of Financial Affairs

TREASURER'S REPORT OF FINANCIAL AFFAIRS

For the Month Ended March 31, 2017



All investment transactions have been executed in accordance with the criteria stated in the Agency's Investment Policy (Resolution No. 2016-5-1) adopted by the Inland Empire Utilities Agency's Board of Directors during its regular meeting held on May 18, 2016.

The funds anticipated to be available during the next six-month period are expected to be sufficient to meet all foreseen expenditures during the period.

* A Municipal Water District

INLAND EMPIRE UTILITIES AGENCY
Cash and Investment Summary

Month Ended
 March 31, 2017

	March	February
<u>Cash, Bank Deposits, and Bank Investment Accounts</u>	\$898,780	\$612,766
<u>Investments</u>		
Citizens Business Bank (CBB) Repurchase (Sweep)	\$9,383,403	\$28,400,049
Local Agency Investment Fund (LAIF)	28,053,985	24,053,985
CalTrust	16,099,820	16,102,963
California Asset Management Program (CAMP)	18,124,469	18,110,794
Certificates of Deposit	3,385,000	2,900,000
Municipal Bonds	996,971	996,865
Commercial Paper	1,988,852	0
Medium Term Notes	13,604,412	10,597,908
U.S. Treasury Notes	1,990,342	0
U.S. Government Sponsored Entities	28,427,021	21,430,302
Total Investments	\$122,054,275	\$122,592,866
Total Cash and Investments Available to the Agency	\$122,953,055	\$123,205,632
<u>Restricted Deposits</u>		
Restricted Bank Investment Deposits	\$0	\$4,000,000
Debt Service Accounts	2,551,435	2,544,750
CCRA Deposits Held by Member Agencies	16,502,928	13,721,498
OPEB (CERBT) Account	9,518,507	9,514,328
Escrow Deposits	201,911	181,041
Total Restricted Deposits	\$28,774,781	\$29,961,617
Total Cash, Investments, and Restricted Deposits	\$151,727,836	\$153,167,249

INLAND EMPIRE UTILITIES AGENCY
Cash and Investment Summary

Month Ended
March 31, 2017

Cash, Bank Deposits, and Bank Investment Accounts

CBB Demand Account (Offset by CBB Sweep Balance)	\$321,256
CBB Workers' Compensation Account	61,592
Bank of America (BoFA) Payroll Account	54,132
BoFA Payroll Taxes Account	405,483
Subtotal Demand Deposits	<u>\$842,463</u>

Other Cash and Bank Accounts

Petty Cash	\$2,250
Subtotal Other Cash	<u>\$2,250</u>

US Bank Pre-Investment Money Market Account

\$54,067

Total Cash and Bank Accounts

\$898,780

Investments

CBB Repurchase (Sweep) Investments

Freddie Mac	9,383,403
Subtotal CBB Repurchase (Sweep)	<u>\$9,383,403</u>

Local Agency Investment Fund (LAIF)

LAIF Non-Restricted Fund	\$28,053,985
Subtotal Local Agency Investment Fund	<u>\$28,053,985</u>

CalTrust

Short Term	\$10,137,584
Medium Term - Restricted	5,962,236
Subtotal CalTrust	<u>\$16,099,820</u>

California Asset Management Program (CAMP)

Pool	\$18,124,469
Subtotal CAMP	<u>\$18,124,469</u>

INLAND EMPIRE UTILITIES AGENCY

Cash and Investment Summary

Month Ended
March 31, 2017

Investments Continued

Certificates of Deposit

Brokered Certificates of Deposit	\$3,385,000
Subtotal Certificates of Deposit	\$3,385,000

Commercial Paper

Natixis NY Branch	\$1,988,852
Subtotal Commercial Paper	\$1,988,852

Municipal Bonds

State and Local Municipal Bonds	\$996,971
Subtotal State Municipal Bonds	\$996,971

Medium Term Notes

John Deere Capital Corp.	1,000,440
Toyota Motor Credit Corp.	2,000,000
JP Morgan Chase & Co.	999,605
Johnson & Johnson	2,016,162
Microsoft	2,065,708
Exxon Mobil	2,511,516
Wells Fargo Bank N.A.	3,010,981
Subtotal Medium Term Notes	\$13,604,412

U.S. Treasury Notes

Treasury Note	\$1,990,342
Subtotal U.S. Treasury Notes	\$1,990,342

U.S. Government Sponsored Entities

Fannie Mae Bank	\$3,749,596
Freddie Mac Bank	8,483,959
Federal Farm Credit Bank	13,195,437
Federal Home Loan Bank	2,998,029
Subtotal U.S. Government Sponsored Entities	\$28,427,021

Total Investments

\$122,054,275

INLAND EMPIRE UTILITIES AGENCY
Cash and Investment Summary

Month Ended
 March 31, 2017

Restricted Deposits

Debt Service Reserves

08B Debt Service Accounts	\$2,544,734
10A Debt Service Accounts	16
17A Debt Service Accounts	6,685
	\$2,551,435
Subtotal Debt Service Reserves	\$2,551,435

CCRA Deposits Held by Member Agencies

City of Chino	\$2,614,765
Cucamonga Valley Water District	2,618,752
City of Fontana	2,077,352
City of Montclair	561,571
City of Ontario	3,602,594
City of Chino Hills	4,526,152
City of Upland	501,742
	\$16,502,928
Subtotal CCRA Deposits Held by Member Agencies	\$16,502,928

CalPERS

OPEB (CERBT) Account	\$9,518,507
	\$9,518,507
Subtotal CalPERS Accounts	\$9,518,507

Escrow Deposits

Kemp Brothers Construction	\$201,911
	\$201,911
Subtotal Escrow Deposits	\$201,911

Total Restricted Deposits

\$28,774,781

Total Cash, Investments, and Restricted Deposits as of March 31, 2017

\$151,727,836

Total Cash, Investments, and Restricted Deposits as of 03/31/17

\$151,727,836

Less: Total Cash, Investments, and Restricted Deposits as of 02/28/17

153,167,249

Total Monthly Increase (Decrease)

(\$1,439,413)

INLAND EMPIRE UTILITIES AGENCY

Cash and Investment Summary

Month Ended
March 31, 2017

	Credit Rating @ Purchase		CHANGES IN Credit Rating		Par Amount	Cost Basis Amount	Term (Days)	March Amortization	March Value	% Coupon	% Yield to Maturity	Maturity Date	Market Value
	S&P	Moody's	S&P	Moody's									
Cash, Bank Deposits, and Bank Investment Accounts													
Citizens Business Bank (CBB)													
Demand Account*					\$321,256	\$321,256	N/A	N/A	\$321,256		N/A	N/A	\$321,256
Workers' Compensation Account					61,592	61,592	N/A	N/A	61,592		N/A	N/A	61,592
Subtotal CBB Accounts					<u>\$382,848</u>	<u>\$382,848</u>			<u>\$382,848</u>				<u>\$382,848</u>
Bank of America (BofA)													
Payroll Checking					\$54,132	\$54,132	N/A	N/A	\$54,132		N/A	N/A	\$54,132
Payroll Tax Checking					405,483	405,483	N/A	N/A	405,483		N/A	N/A	405,483
Subtotal B of A Accounts					<u>\$459,615</u>	<u>\$459,615</u>			<u>\$459,615</u>		N/A		<u>\$459,615</u>
US Bank (USB)													
Federated Automated MMA					\$54,067	\$54,067	N/A	N/A	\$54,067	0.10%	N/A		\$54,067
Subtotal USB Account					<u>\$54,067</u>	<u>\$54,067</u>			<u>\$54,067</u>	0.10%			<u>\$54,067</u>
Petty Cash					<u>\$2,250</u>	<u>\$2,250</u>	N/A	N/A	<u>\$2,250</u>		N/A	N/A	<u>\$2,250</u>
Total Cash, Bank Deposits and Bank Investment Accounts					<u>\$898,780</u>	<u>\$898,780</u>			<u>\$898,780</u>				<u>\$898,780</u>
<i>*Negative demand checking balance is offset by the Daily Repurchase (Sweep) Account balance</i>													
Investments													
CBB Daily Repurchase (Sweep) Accounts													
FHLMC					\$9,383,403	\$9,383,403	N/A	N/A	\$9,383,403	0.50%	N/A		\$9,383,403
Subtotal CBB Repurchase Accounts					<u>\$9,383,403</u>	<u>\$9,383,403</u>			<u>\$9,383,403</u>	0.50%			<u>\$9,383,403</u>
LAIF Accounts													
Non-Restricted Funds					\$28,053,985	\$28,053,985	N/A	N/A	\$28,053,985	0.821%	N/A		\$28,053,985
Subtotal LAIF Accounts					<u>\$28,053,985</u>	<u>\$28,053,985</u>			<u>\$28,053,985</u>	0.821%			<u>\$28,053,985</u>
CALTRUST Accounts													
Short-Term					\$10,137,584	\$10,137,584	N/A	N/A	\$10,137,584	1.03%	N/A		\$10,137,584
Medium-Term (Self Insurance Reserves)					5,962,236	5,962,236	N/A	N/A	5,962,236	1.24%	N/A		5,962,236
Subtotal CalTrust Accounts					<u>\$16,099,820</u>	<u>\$16,099,820</u>			<u>\$16,099,820</u>	1.108%			<u>\$16,099,820</u>
CAMP Accounts													
Short-Term					\$18,124,469	\$18,124,469	N/A	N/A	\$18,124,469	0.89%	N/A		\$18,124,469
Subtotal CAMP Accounts					<u>\$18,124,469</u>	<u>\$18,124,469</u>			<u>\$18,124,469</u>	0.89%			<u>\$18,124,469</u>

INLAND EMPIRE UTILITIES AGENCY

Cash and Investment Summary

Month Ended
March 31, 2017

	Credit Rating @ Purchase		CHANGES IN Credit Rating		Par Amount	Cost Basis Amount	Term (Days)	March Amortization	March Value	% Coupon	% Yield to Maturity	Maturity Date	Market Value
	S&P	Moody's	S&P	Moody's									
Investments (continued)													
Brokered Certificates of Deposit (CDs)													
Comenity Capital Bank	N/A				\$240,000	\$240,000	731		\$240,000	1.15%	1.15%	07/13/17	\$240,166
Discover Bank	N/A				240,000	240,000	552		240,000	1.15%	1.15%	07/17/17	240,276
Medallion Bank	N/A				240,000	240,000	733		240,000	1.20%	1.20%	07/17/17	240,163
Sallie Mae Bank	N/A				248,000	248,000	743		248,000	1.15%	1.15%	11/06/17	248,464
Key Bank National Association	N/A				248,000	248,000	732		248,000	1.10%	1.10%	11/13/17	248,481
Capital One Bank	N/A				240,000	240,000	916		240,000	1.35%	1.35%	01/16/18	240,696
Goldman Sachs Bank USA	N/A				240,000	240,000	916		240,000	1.39%	1.40%	01/16/18	240,792
BMW Bank of North America	N/A				240,000	240,000	915		240,000	1.39%	1.40%	01/17/18	240,790
American Express Bank	N/A				240,000	240,000	1097		240,000	1.69%	1.70%	07/16/18	240,686
American Express Centurion	N/A				240,000	240,000	1097		240,000	1.69%	1.70%	07/16/18	240,686
Ally Bank	N/A				243,000	243,000	722		243,000	1.45%	1.45%	03/11/19	242,599
Wells Fargo Bank	N/A				242,000	242,000	729		242,000	1.55%	1.55%	03/15/19	242,044
HSBC Bank USA, NA Step	N/A				244,000	244,000	1827		244,000	1.25%	2.51%	07/29/20	244,300
Synchrony Bank	N/A				240,000	240,000	1827		240,000	2.22%	2.25%	10/02/20	243,182
Subtotal Brokered CDs					\$3,385,000	\$3,385,000		\$0	\$3,385,000		1.50%		\$3,393,325
US Treasury Note													
US Treasury Note					\$2,000,000	\$1,990,000	808	342	\$1,990,342	1.13%	1.35%	05/31/19	\$1,992,660
Subtotal US Treasuries					\$2,000,000	\$1,990,000		\$342	\$1,990,342		1.35%		\$1,992,660
U.S. Government Sponsored Entities													
Federal Farm Credit Bank (<i>Sinking Fund Reserves 201</i>)	AA+	Aaa			\$5,195,000	\$5,199,431	447	(303)	\$5,196,620	0.75%	0.68%	09/13/17	\$5,190,065
Federal Home Loan Bank	AA+	Aaa			1,000,000	1,000,380	713	(16)	1,000,346	1.25%	1.23%	01/18/19	999,570
Federal Farm Credit Bank	AA+	Aaa			3,000,000	3,000,000	1,079		3,000,000	1.15%	1.15%	02/22/19	2,984,760
Freddie Mac Bond	AA+	Aaa			1,000,000	1,003,132	1,023	(95)	1,002,186	1.25%	1.14%	03/15/19	999,100
Federal Farm Credit	AA+	Aaa			1,500,000	1,499,411	720	3	1,499,414	1.40%	1.42%	03/27/19	1,499,790
Federal Farm Credit	AA+	Aaa			1,500,000	1,499,400	720	3	1,499,403	1.40%	1.42%	03/27/19	1,499,790
Federal Home Loan Bank	AA+	Aaa			2,000,000	1,997,600	801	83	1,997,683	1.38%	1.43%	05/24/19	2,000,100
Freddie Mac Bond	AA+	Aaa			2,000,000	2,000,000	798		2,000,000	1.55%	1.55%	06/06/19	2,001,040
Federal Farm Credit Bank	AA+	Aaa			2,000,000	2,000,000	1,460		2,000,000	1.52%	1.52%	06/24/19	2,006,160
Freddie Mac Bond	AA+	Aaa			1,500,000	1,500,000	1,080		1,500,000	1.15%	1.15%	07/26/19	1,478,805
Fannie Mae Step Bond	AA+	Aaa			1,500,000	1,500,000	1,080		1,500,000	0.89%	1.33%	07/26/19	1,487,340
Fannie Mae Bond	AA+	Aaa			900,000	899,460	1,153	14	899,596	1.25%	1.25%	08/23/19	891,495
Fannie Mae Bond	AA+	Aaa			1,350,000	1,350,000	1,157		1,350,000	1.25%	1.25%	08/26/19	1,336,865
Freddie Mac Bond	AA+	Aaa			3,000,000	2,972,928	1,359	618	2,981,773	1.25%	1.50%	10/02/19	2,983,260
Freddie Mac Bond	AA+	Aaa			1,000,000	1,000,000	1,093		1,000,000	1.63%	1.63%	01/28/20	998,710
Subtotal U.S. Gov't Sponsored Entities					\$28,445,000	\$28,421,742		\$307	\$28,427,021		1.24%		\$28,356,849

(As of August 2011, all US GSE's have been downgraded to AA+ Rating by S&P)

INLAND EMPIRE UTILITIES AGENCY

Cash and Investment Summary

Month Ended
March 31, 2017

	Credit Rating @ Purchase		CHANGES IN Credit Rating		Par Amount	Cost Basis Amount	Term (Days)	March	March	% Coupon	% Yield to Maturity	Maturity	Market
	S&P	Moody's	S&P	Moody's				Amortization	Value			Date	Value
Commercial Paper													
Natixis NY Branch	A-	A2			\$2,000,000	\$1,986,877	182	1,976	\$1,988,852	1.29%	1.31%	09/05/17	\$1,988,460
Subtotal Commercial Paper					\$2,000,000	\$1,986,877		1,976	\$1,988,852		1.31%		\$1,988,460
Municipal Bonds													
San Diego Redevelopment Agency	AA	N/R			\$1,000,000	\$996,800	934	\$106	\$996,971	1.63%	1.75%	09/01/19	\$990,480
Subtotal State and Local Municipal Bonds					\$1,000,000	\$996,800		\$106	\$996,971		1.75%		\$990,480
Medium Term Notes													
John Deere Capital Corp	A	A2			\$1,000,000	\$1,004,000	1,754	(71)	\$1,000,440	1.20%	1.11%	10/10/17	\$999,280
Wells Fargo Bank	AA-	Aa3			1,500,000	1,502,565	301	(84)	1,502,481	1.65%	1.44%	01/22/18	1,499,160
Toyota Motor Credit Corp	AA-	Aa3			2,000,000	2,000,000	1,045		2,000,000	1.10%	1.10%	04/25/18	1,982,500
JP Morgan Chase & Co	A-	A3			1,000,000	999,000	1,037	30	999,605	1.63%	1.66%	05/15/18	999,690
Johnson & Johnson	AAA	Aaa			2,000,000	2,027,480	1,044	(816)	2,016,162	1.64%	1.16%	12/05/18	2,010,160
Microsoft	AAA	Aaa			2,050,000	2,076,691	1,045	(792)	2,065,708	1.63%	1.16%	12/06/18	2,058,590
Exxon Mobil	AA+	Aaa			1,000,000	1,005,750	763	(234)	1,005,275	1.71%	1.43%	03/01/19	1,001,720
Exxon Mobil	AA+	Aaa			1,500,000	1,506,285	712	(44)	1,506,241	1.82%	1.59%	03/15/19	1,505,700
Wells Fargo Bank	AA-	Aa2			1,500,000	1,511,655	1,061	(336)	1,508,500	1.75%	1.48%	05/24/19	1,495,260
Subtotal Medium Term Notes					\$13,550,000	\$13,633,426		(2,346)	\$13,604,412		1.32%		\$13,552,060
Total Investments					\$122,041,677	\$122,075,522			\$122,054,275				\$121,935,511
<i>(Source of Investment Market Value: US Bank)</i>													
Restricted Deposits													
Debt Service and Arbitrage Accounts													
08B Debt Service Accounts					\$2,544,734	\$2,544,734	N/A	N/A	\$2,544,734		0.19%		\$2,544,734
10A Debt Service Accounts					16	16	N/A	N/A	16		0.13%		16
17A Debt Service Accounts					6,685	6,685	N/A	N/A	6,685		0.15%		6,685
Total Debt Service Accounts					\$2,551,435	\$2,551,435			\$2,551,435		0.19%		\$2,551,435

INLAND EMPIRE UTILITIES AGENCY

Cash and Investment Summary

Month Ended
March 31, 2017

	Credit Rating @ Purchase		CHANGES IN Credit Rating		Par	Cost Basis	Term	March	March	% Coupon	% Yield to Maturity	Maturity	Market
	S&P	Moody's	S&P	Moody's	Amount	Amount	(Days)	Amortization	Value			Date	Value
CCRA Deposits Held by Member Agencies													
City of Chino					\$2,614,765	\$2,614,765	N/A	N/A	\$2,614,765		N/A	N/A	\$2,614,765
Cucamonga Valley Water District					2,618,752	2,618,752	N/A	N/A	2,618,752		N/A	N/A	2,618,752
City of Fontana					2,077,352	2,077,352	N/A	N/A	2,077,352		N/A	N/A	2,077,352
City of Montclair					561,571	561,571	N/A	N/A	561,571		N/A	N/A	561,571
City of Ontario					3,602,594	3,602,594	N/A	N/A	3,602,594		N/A	N/A	3,602,594
City of Chino Hills					4,526,152	4,526,152	N/A	N/A	4,526,152		N/A	N/A	4,526,152
City of Upland					501,742	501,742	N/A	N/A	501,742		N/A	N/A	501,742
<i>Subtotal CCRA Deposits Held by Member Agencies</i>					<u>\$16,502,928</u>	<u>\$16,502,928</u>			<u>\$16,502,928</u>				<u>\$16,502,928</u>
Reported total as of February 2017, excluding Ontario & net of received capital call proceeds from Montclair.													
CalPERS Deposits													
OPEB (CERBT) Account					<u>\$9,000,000</u>	<u>\$9,000,000</u>	N/A	N/A	<u>\$9,518,507</u>		N/A	N/A	<u>\$9,518,507</u>
Subtotal CalPERS Deposits					<u>\$9,000,000</u>	<u>\$9,000,000</u>			<u>\$9,518,507</u>				<u>\$9,518,507</u>
Escrow Deposits													
Kemp Brothers Construction Escrow					<u>\$201,911</u>	<u>\$201,911</u>	N/A	N/A	<u>\$201,911</u>		N/A	N/A	<u>\$201,911</u>
Subtotal Escrow Deposits					<u>\$201,911</u>	<u>\$201,911</u>			<u>\$201,911</u>				<u>\$201,911</u>
Total Restricted Deposits					<u>\$28,249,589</u>	<u>\$28,249,589</u>			<u>\$28,774,781</u>				<u>\$28,768,096</u>
Total Cash, Investments, and Restricted Deposits as of March 31, 2017					<u>\$151,190,046</u>	<u>\$151,223,891</u>			<u>\$151,727,836</u>				<u>\$151,602,387</u>

INLAND EMPIRE UTILITIES AGENCY
Cash and Investment Summary

Month Ended
 March 31, 2017

March Purchases

No.	Date	Transaction	Investment Security	Type	Par Amount Purchased	Investment Yield
1	03/03/17	Purchased	Federal Home Loan Bank	GSE	\$2,000,000	1.375%
2	03/03/17	Purchased	US Treasury	Treasury	2,000,000	1.125%
3	03/03/17	Purchased	Natixis NY Branch	CP	2,000,000	1.307%
4	03/06/17	Purchased	Freddie Mac	GSE	2,000,000	1.550%
5	03/09/17	Purchased	Ally Bank	CD	243,000	1.450%
6	03/15/17	Purchased	Wells Fargo Bank	CD	242,000	1.550%
7	03/21/17	Purchased	Wells Fargo Bank	MTN	1,500,000	1.650%
8	03/23/17	Purchased	Exxon Mobil Corporation	MTN	1,500,000	1.819%
9	03/27/19	Purchased	Federal Farm Credit Bank	GSE	1,500,000	1.400%
10	03/27/19	Purchased	Federal Farm Credit Bank	GSE	1,500,000	1.400%
Total Purchases					<u>\$ 14,485,000</u>	

March Investment Maturities, Calls & Sales

No.	Date	Transaction	Investment Security	Par Amount Matured/Sold	Investment Yield to Maturity
Total Maturities, Calls & Sales				<u>\$ -</u>	

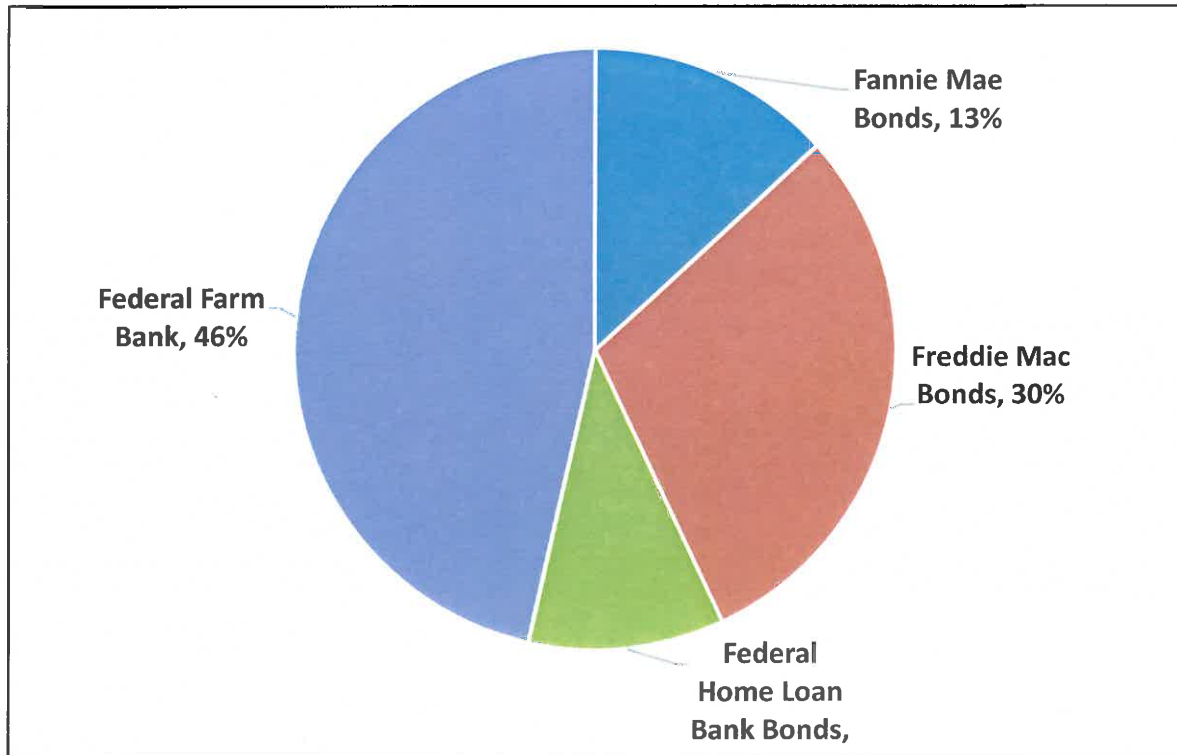
INLAND EMPIRE UTILITIES AGENCY
Cash and Investment Summary

Month Ended
 March 31, 2017

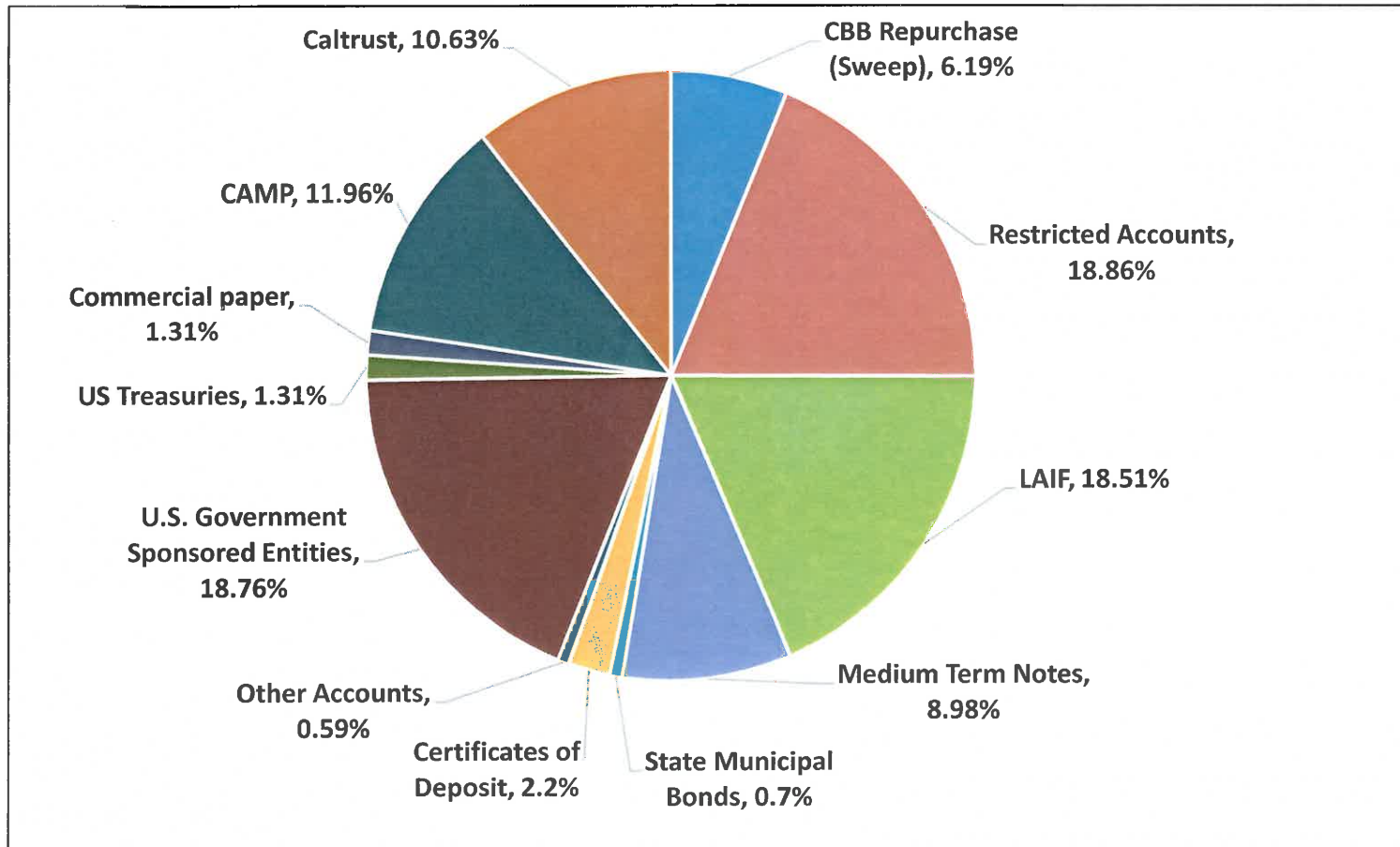
<u>Directed Investment Category</u>	<u>Amount Invested</u>	<u>Yield</u>
CBB Repurchase (Sweep)	\$9,383,403	0.500%
LAIF	28,053,985	0.821%
CalTrust	16,099,820	1.108%
CAMP	18,124,469	0.890%
Medium Term Notes	13,604,412	1.319%
Municipal Bonds	996,971	1.753%
Commercial Paper	1,988,852	1.307%
US Treasury Notes	1,990,342	1.352%
U.S. Government Sponsored Entities	28,427,021	1.240%
	\$118,669,275	1.028%
Bank Deposit and Investment Accounts		
Various Banks - Brokered Certificates of Deposit	\$3,385,000	1.503%
	\$3,385,000	1.503%
Total Investment Portfolio	\$122,054,275	
Investment Portfolio Rate of Return		1.041%
<u>Restricted/Transitory/Other Accounts</u>	<u>Amount Invested</u>	<u>Yield</u>
CCRA Deposits Held by Member Agencies	\$16,502,928	N/A
CalPERS OPEB (CERBT) Account	9,518,507	N/A
US Bank - 2008B Debt Service Accounts	2,544,734	0.190%
US Bank - 2010A Debt Service Accounts	16	0.130%
US Bank - 2017A Debt Service Accounts	6,685	0.150%
US Bank - Pre-Investment Money Market Account	54,067	0.100%
Citizens Business Bank - Demand Account	321,256	N/A
Citizens Business Bank - Workers' Compensation Account	61,592	N/A
Other Accounts*	461,865	N/A
Escrow Account	201,911	N/A
	\$29,673,561	
Total Restricted/Transitory/Other Accounts		
Average Yield of Other Accounts		0.189%
Total Agency Directed Deposits	\$151,727,836	

* Note: Bank of America Payroll Deposits used as compensating balances for bank services.

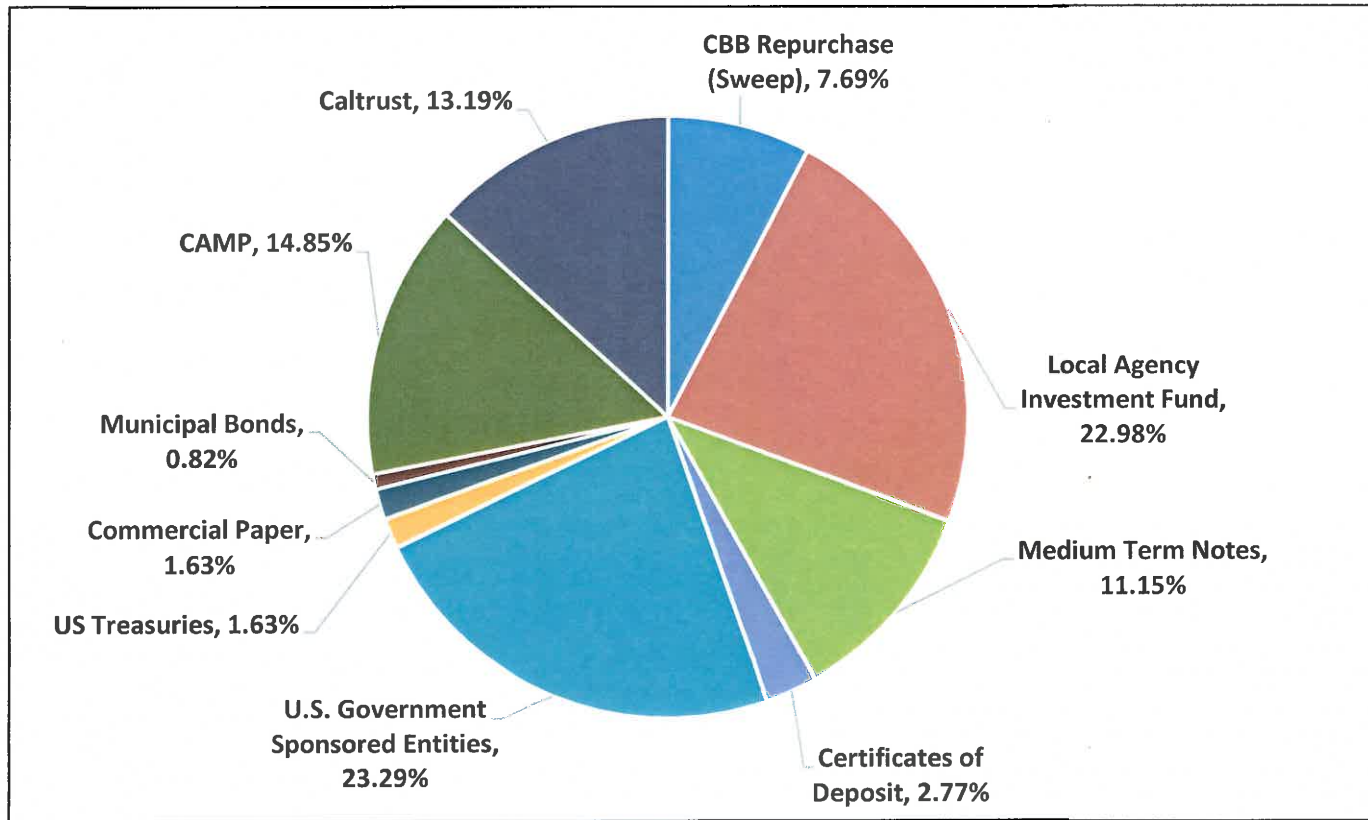
Inland Empire Utilities Agency
Treasurer's Report of Financial Affairs
For the Month Ended March 31, 2017
U.S. Government Sponsored Entities Portfolio
\$28,427,021



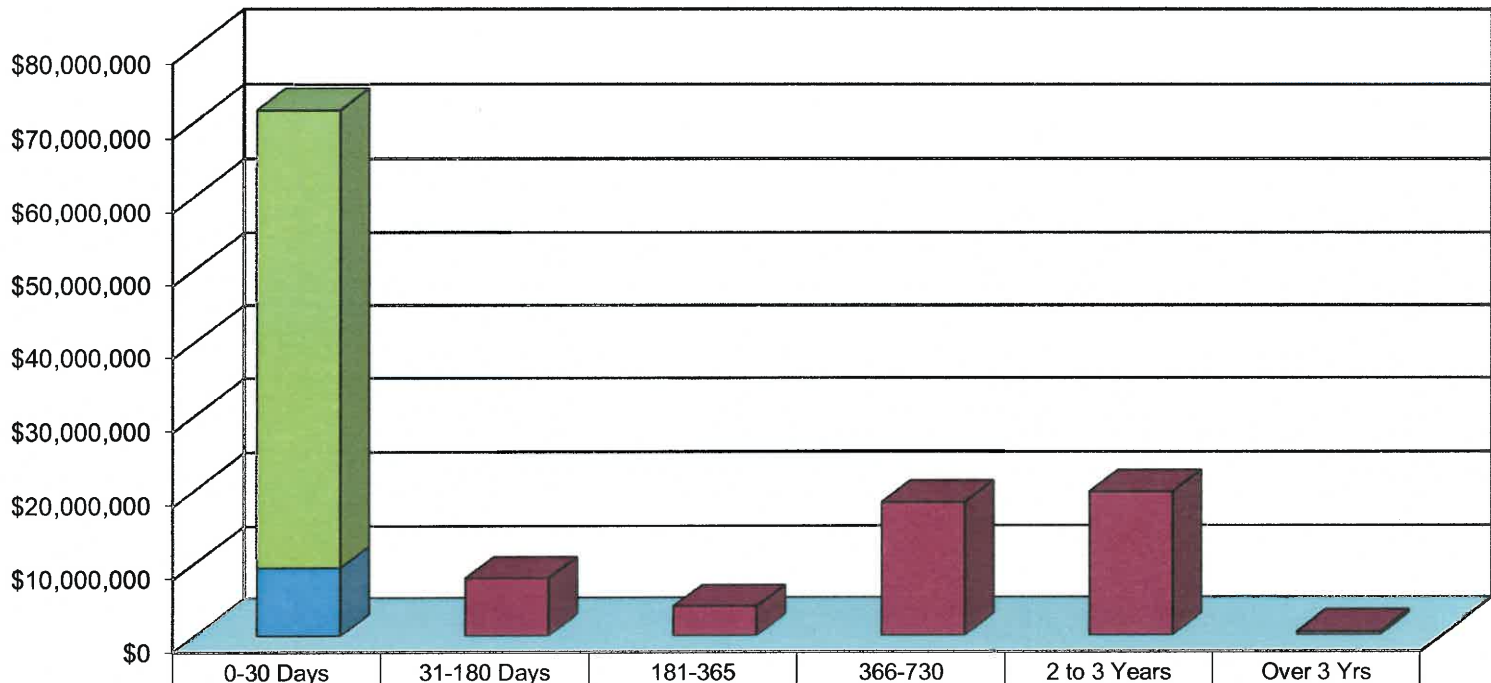
Inland Empire Utilities Agency
Treasurer's Report of Financial Affairs
For the Month Ended March 31, 2017
Agency Investment Portfolio (Net of Escrow Accounts)
\$151,525,925



Inland Empire Utilities Agency
Treasurer's Report of Financial Affairs
For the Month Ended March 31, 2017
Unrestricted Agency Investment Portfolio
\$122,054,275

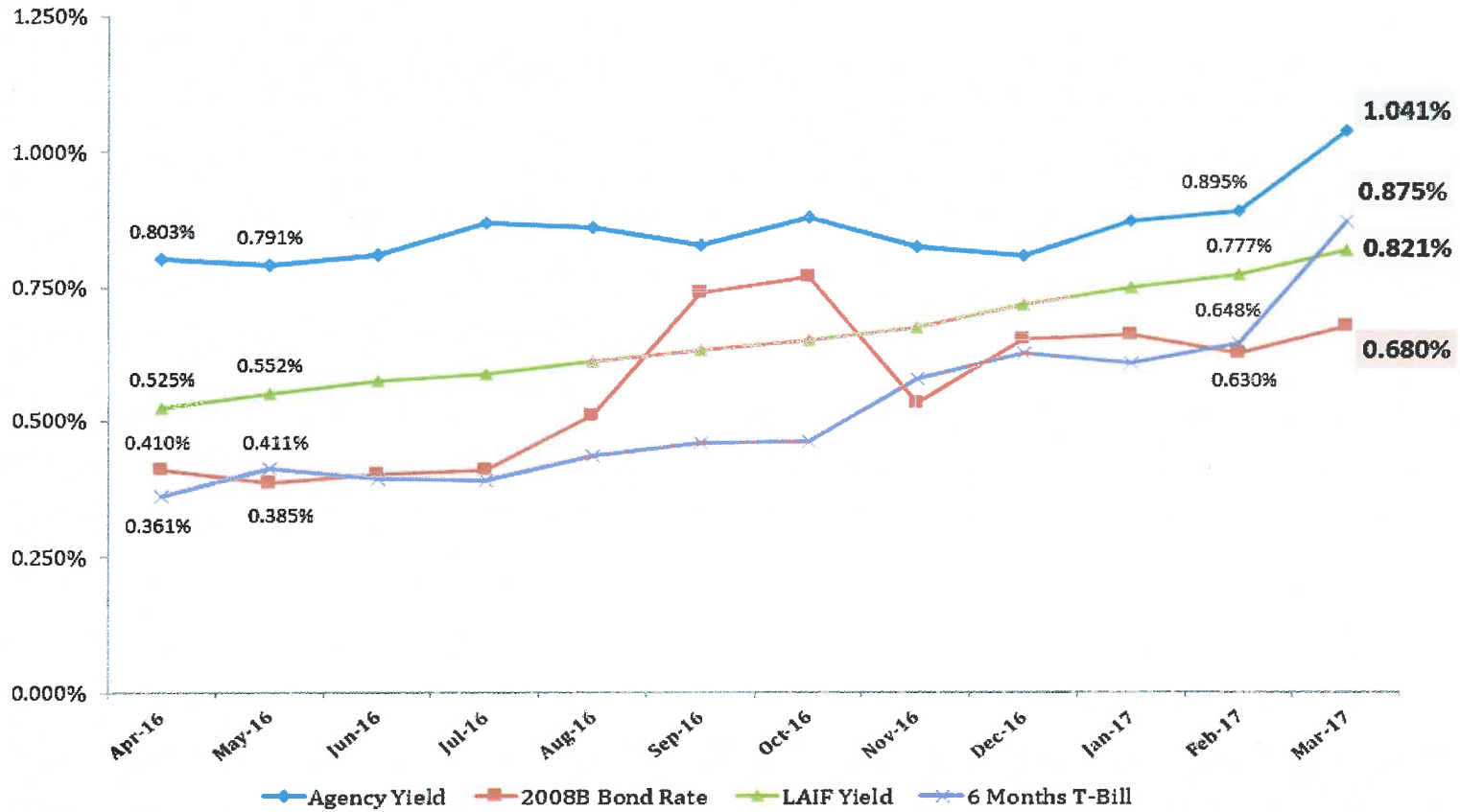


Inland Empire Utilities Agency
Treasurer's Report of Financial Affairs
For the Month Ended March 31, 2017
Agency Investment Portfolio Maturity Distribution (Unrestricted)
\$122,054,275



	0-30 Days	31-180 Days	181-365 Days	366-730 Days	2 to 3 Years	Over 3 Yrs
■ LAIF + CalTrust+CAMP	\$62,278,274					
■ Checking+Sweep	\$9,383,403					
■ GSE+CD+MTN+MUNI		\$7,905,472	3,958,921	18,319,340	\$19,724,865	484,000
□ Percent	58.71%	6.48%	3.24%	15.01%	16.16%	0.40%

**Inland Empire Utilities Agency
Treasurer's Report of Financial Affairs
For the Month Ended March 31, 2017
Agency Investment Portfolio Yield Comparison**



Treasurer's Report of Financial Affairs for March 31, 2017

Board Meeting



Report of Financial Affairs

Liquidity

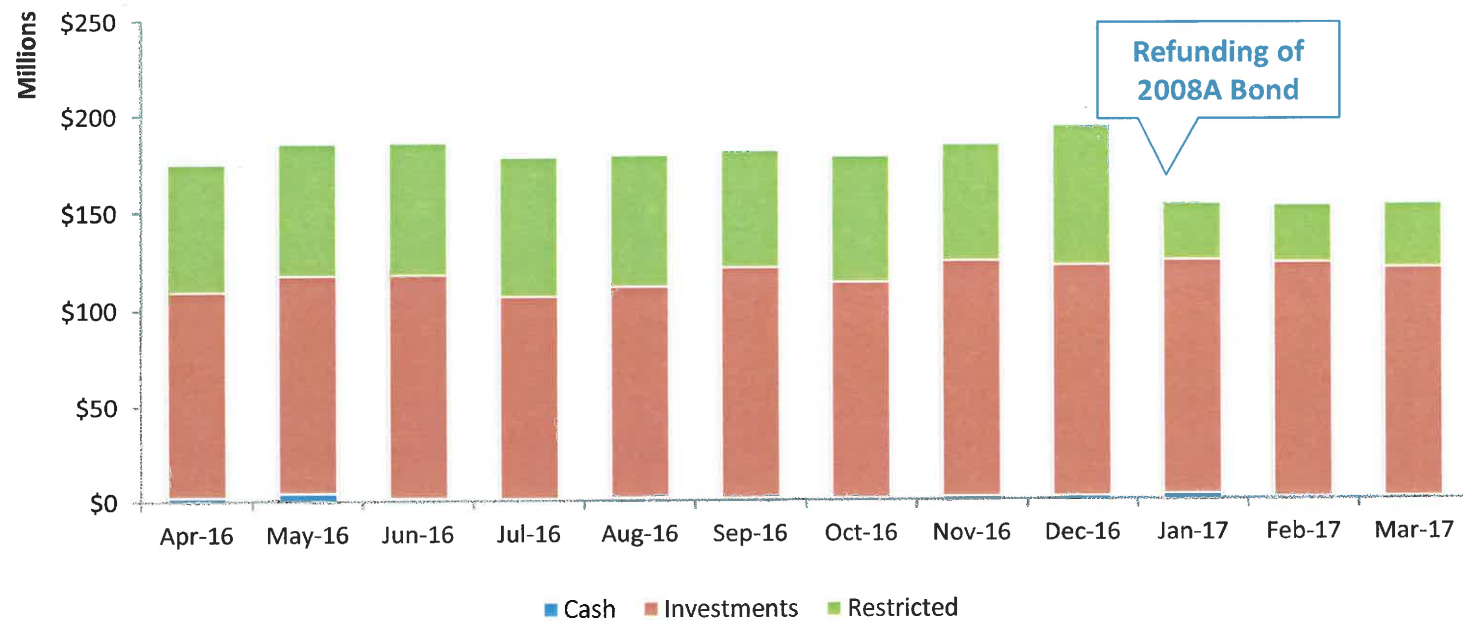
Description	March 2017 (\$ million)	February 2017 (\$ million)	Increase (Decrease) (\$ million)
Total Cash, Investments, and Restricted Deposits	\$151.7	\$153.1	(\$1.4)
Total Investment Portfolio (Unrestricted)	\$122.1	\$122.6	(\$0.5)
Investment Portfolio Yield	1.041%	0.895%	0.146%
Weighted Average Duration (years)	0.98	0.72	0.26
Average Cash on Hand (days)	278	286	(8)

Portfolio

Term	Description	Allowable Threshold (\$ million)	Investment Value (\$ million)	Yield	Portfolio % (Unrestricted)
Short Term, Under 1 Year:	LAIF	\$65	\$28.1	0.821%	23.0%
	CalTrust	\$20	\$16.1	1.10%	13.2%
	Citizens Business - Sweep	40%	\$9.4	0.50%	7.7%
	CAMP	\$20	\$18.1	0.89%	14.8%
	Brokered CD's	30%	\$2.0	1.24%	1.6%
	US Treasury Note	n/a	\$2.0	1.35%	1.6%
	*Medium Term Notes	10%	\$2.5	1.31%	2.1%
	Municipal Bond	10%	\$1.0	1.75%	0.8%
	Commercial paper	25%	\$2.0	1.31%	1.7%
	US Government Securities	n/a	\$5.2	0.68%	4.1%
1 to 3 Years:	Brokered CDs	30%	\$0.9	1.60%	0.8%
	US Government Securities	n/a	\$23.2	1.37%	19.1%
	*Medium Term Notes	10%	\$11.1	1.32%	9.1%
Over 3 Years:	Brokered CDs	30%	\$0.5	2.38%	0.4%
		TOTAL	\$122.1		100%

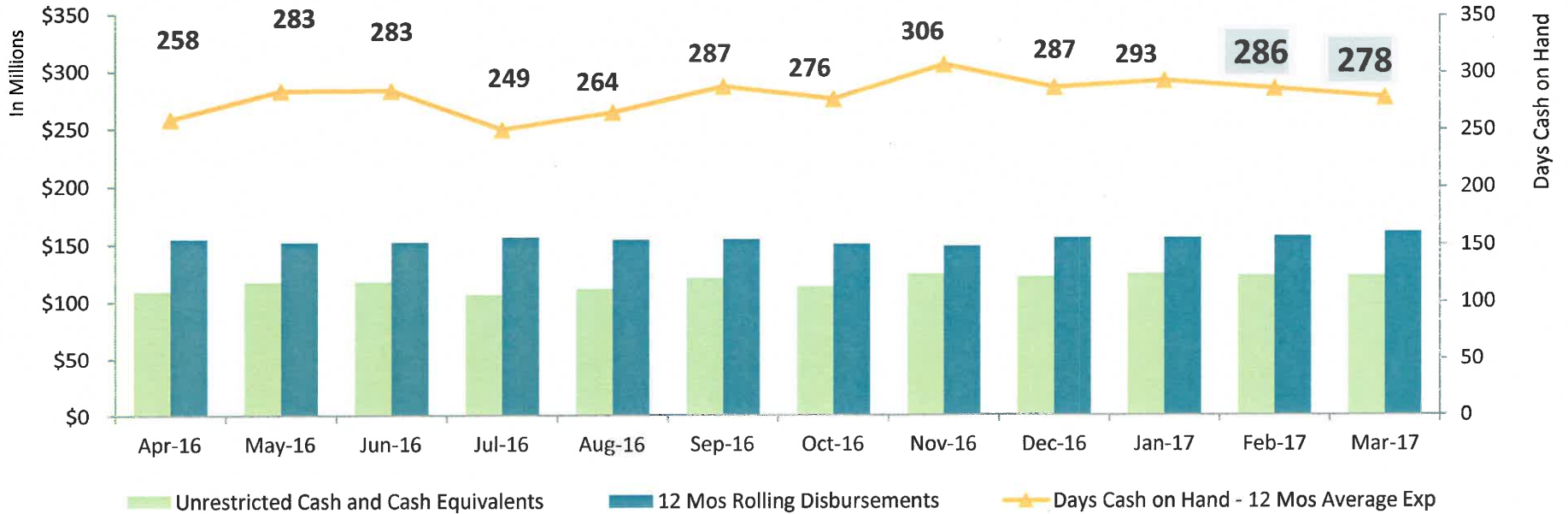
*Medium Term Notes total portfolio was 11.15%

Cash, Investments, and Restricted Deposits

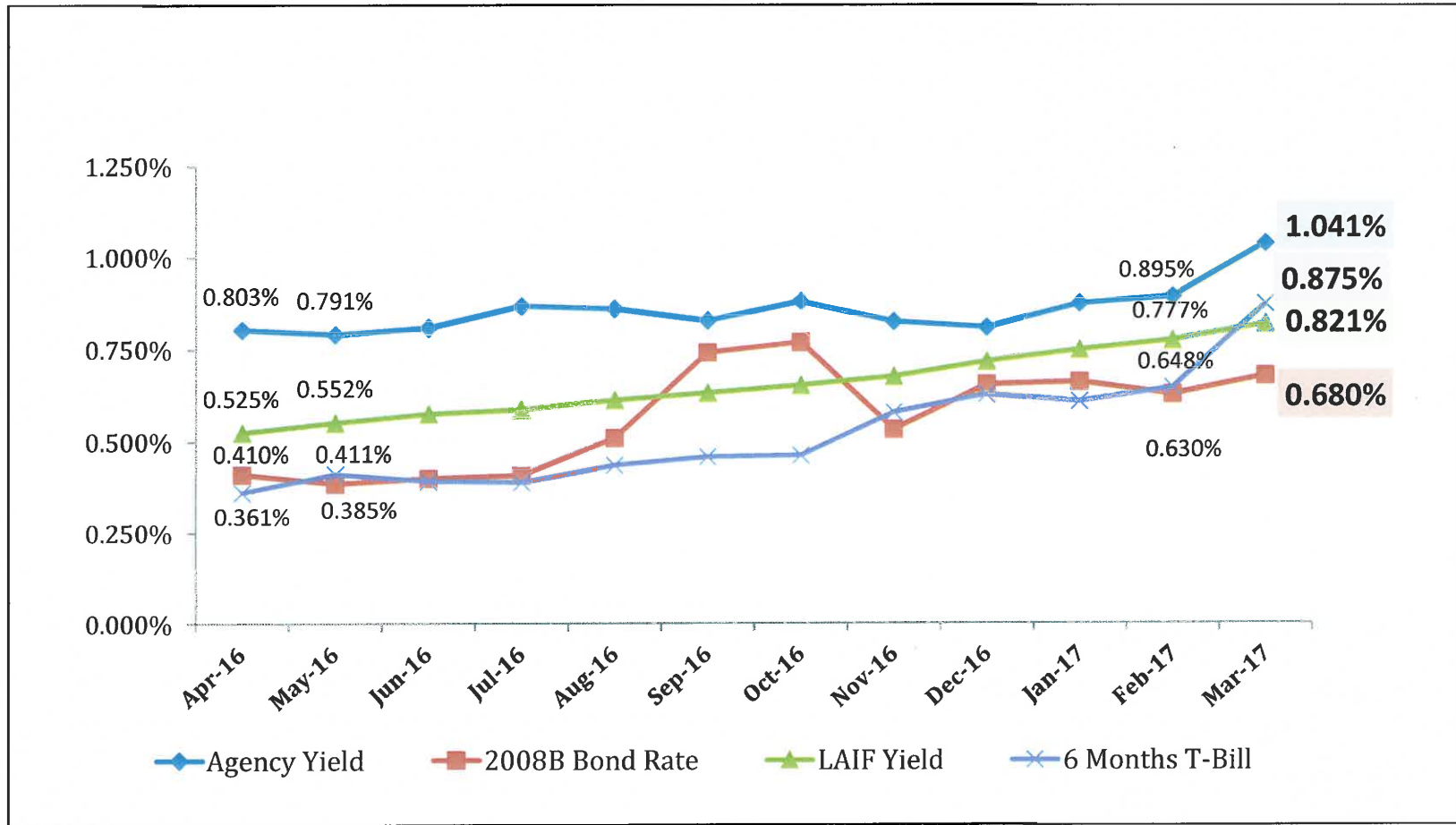


Days Cash on Hand 12 Months Rolling Average

Days Cash on Hand - 12 Mos Rolling



Month End Portfolio Yield Composition





Questions?

The Treasurer's Report of Financial Affairs is consistent with the Agency's business goal of fiscal responsibility

CONSENT
CALENDAR
ITEM

3D

Date: May 17, 2017

To: The Honorable Board of Directors

From: *for* P. Joseph Grindstaff *JD*
General Manager

Submitted by: *CV* Christina Valencia
Chief Financial Officer/Assistant General Manager

JCL #882 Javier Chagoyen-Lazaro
Manager of Finance and Accounting

Subject: Adoption of Resolution No. 2017-5-4, Declaring its Intent to Adopt the Fiscal Years 2017/18 and 2018/19 Budgets for All Agency Programs

RECOMMENDATION

It is recommended that the Board of Directors:

1. Adopt Resolution No. 2017-5-4, declaring its intent to adopt the Fiscal Years (FYs) 2017/18 and 2018/19 budgets for the Agency's Regional Wastewater, Recycled Water, Non-Reclaimable Wastewater, and Water Resources programs and fixing time and place of hearing thereon for Fiscal Year 2017/18; and
2. Set a hearing date, and direct staff to distribute the Resolution to the appropriate agencies in compliance with the Regional Sewage Service Contract.

BACKGROUND

Pursuant to the Regional Sewage Service Contract (Regional Contract), each year the Agency's Board of Directors is required to adopt a Resolution of Intent (Resolution) to adopt the annual budget for its Regional Wastewater program, which is comprised of the Regional Wastewater Operations and Maintenance fund and the Regional Wastewater Capital Improvement fund, and establish a time and place for a public hearing to receive public comments. Copies of the Resolution will be distributed to the contracting member agencies in accordance with the Regional Contract.

Staff recommends that the Board of Directors' meeting of June 21, 2017, be established as a public hearing date for the Agency's FYs 2017/18 and 2018/19 proposed budget for the Regional Wastewater, Recycled Water, and Water Resources programs, as well as the FYs 2017/18 and 2018/19 proposed budget and rates for the Non-Reclaimable Wastewater program.

Adoption of Resolution No. 2017-5-4

May 17, 2017

Page 2

Since March 2017, the Agency has facilitated a budget workshop with the Agency's Board and presented the Regional Wastewater, Recycled Water, and Recharge Water programs to member agencies, stakeholders, and Regional Committees. Member agencies and other stakeholders have been actively engaged in reviewing and evaluating the proposed budget. A budget and rates workshop is scheduled for the Non-Reclaimable Wastewater System industries to provide an overview of the proposed rates for FYs 2017/18 and FY 2018/19.

Final recommendations to approve the budget for the Regional Wastewater and Recycled Water Program by the Regional Committees is scheduled for May 25 and June 1, 2017, respectively. The Agency's Board is scheduled to adopt the biennial budget (FYs 2017/18 and 2018/19) for all programs on June 21, 2017.

The presentation of the resolution for the Intent to Adopt the Regional Budget is consistent with the Agency's business goal of *Fiscal Responsibility* in relation to budget planning, and to *Business Practices* in relation to regional and community relations by providing notification of the pending budget approval.

PRIOR BOARD ACTION

On May 20, 2015, the Board adopted Resolution No. 2015-5-3, declaring its intent to adopt FYs 2015/16 and 2016/17 Budgets for All Agency Programs, and set a hearing date of June 17, 2015.

IMPACT ON BUDGET

None.

Attachment: Resolution No. 2017-5-4

RESOLUTION NO. 2017-5-4

RESOLUTION OF THE BOARD OF DIRECTORS OF INLAND EMPIRE UTILITIES AGENCY*, SAN BERNARDINO COUNTY, CALIFORNIA, DECLARING ITS INTENT TO ADOPT BUDGETS FOR THE REGIONAL SEWAGE, RECYCLED WATER, NON-RECLAIMABLE WASTEWATER, AND WATER RESOURCES PROGRAMS AND FIXING TIME AND PLACE OF HEARING THEREON

WHEREAS, pursuant to the Chino Basin Regional Sewage Service Contract, this Board of Directors shall adopt its resolution of intent to adopt budgets for its Regional Sewage Program and fix a time and place of hearing thereon.

WHEREAS, this Board of Directors shall also adopt its resolution to hold a public hearing to receive public comments on the proposed Fiscal Years 2017/18 and 2018/19 budget for the Recycled Water, Non-Reclaimable Wastewater, and Water Resources Programs.

NOW THEREFORE, the Board of Directors of the Inland Empire Utilities Agency* does hereby RESOLVE, DETERMINE, AND ORDER as follows:

Section 1: That the Board of Directors hereby declares its intent to adopt Regional Sewage and said proposed budgets for Fiscal Years 2017/18 and 2018/19,

Section 2: That the Board of Directors hereby fixes a time and place for hearing on said proposed budgets as follows:

Date	Time	Place
<u>June 21, 2017</u>	<u>10:00 a.m.</u>	Office of the Agency 6075 Kimball Ave. Chino, CA 91708

Section 3: That the Secretary is hereby authorized and directed to distribute copies of this resolution. The draft program budget of the Regional Sewage Recycled Water, Non-Reclaimable Wastewater, Water Resources will be distributed following review by the Board of Directors.

Section 4: Upon adoption of this resolution, Resolution No. 2015-5-3 is hereby rescinded in its entirety.

ADOPTED this 17th day of May, 2017.

President of the Inland Empire
Utilities Agency* and of the Board
of Directors thereof

ATTEST:

Secretary/Treasurer of the Inland
Empire Utilities Agency* and of the
Board of Directors thereof

(SEAL)

* A Municipal Water District

STATE OF CALIFORNIA)
COUNTY OF)SS
SAN BERNARDINO)

I, Jasmin A. Hall, Secretary/Treasurer of the Inland Empire Utilities Agency*,
DO HEREBY CERTIFY that the foregoing Resolution being No. 2017-5-4 was adopted at
a regular Board Meeting on May 17, 2017 of said Agency by the following vote:

AYES:

NOES:

ABSTAIN:

ABSENT:

Jasmin A. Hall
Secretary/Treasurer

(SEAL)

* A MUNICIPAL WATER DISTRICT

CONSENT
CALENDAR
ITEM


3E





Date: May 17, 2017

To: The Honorable Board of Directors

Through: Engineering, Operations, and Water Resources Committee (5/10/2017)

From: P. Joseph Grindstad 
General Manager

Submitted by: Chris Berch 
Executive Manager of Engineering/Assistant General Manager

Shaun J. Stone 
Manager of Engineering

Subject: Chino Basin Watermaster Cost Sharing Agreements

RECOMMENDATION

It is recommended that the Board of Directors:

1. Approve Amendment No. 3 of Task Order No. 1 with Chino Basin Watermaster (Watermaster) for the design of multiple basin improvements under the Recharge Master Plan Update (RMPU) projects;
2. Approve Amendment No. 1 of Task Order No. 2 with Watermaster for the design and construction of the RMPU's Lower Day Basin improvements;
3. Approve Amendment No. 2 of Task Order No. 8 with Watermaster for the design and construction of the RMPU's San Sevaine Basin improvements;
4. Approve Task Order No. 9 with Watermaster for the design and construction of the RMPU's Wineville/Jurupa/RP-3 Basins;
5. Approve Task Order No. 10 with Watermaster for the design and construction of the RMPU's Victoria Basin improvements;
6. Approve Task Order No. 11 with Watermaster for the design and construction of the RMPU's Montclair Basin improvements;
7. Approve Task Order No. 12 with Watermaster for the design and construction of the RMPU's CSI Basin improvements; and
8. Authorize the General Manager to finalize and execute these task order amendments and new task orders subject to non-substantive changes.

Chino Basin Watermaster Cost Sharing Agreements

May 17, 2017

Page 2 of 4

BACKGROUND

In 2013, IEUA and Watermaster approved the amendment to the 2010 RMPU. This comprehensive planning document listed 11 groundwater recharge improvements that would increase stormwater and recycled water recharge into the Chino Basin groundwater system. In August 2014, a Master Agreement was executed to define the roles and responsibilities in managing and funding the implementation of the RMPU projects and other recharge improvement projects. This was followed by the approval of the following RMPU related task orders (TO):

- Task Order No. 1 (TO1) - Implement and budget the design efforts of the RMPU projects: CSI Basin, Wineville/Jurupa/RP-3 Basins, Sierra Basin, Declez Basin, Victoria Basin, Turner Basin, Ely Basin, Lower San Sevaine Basin, and Montclair Basin (RW15003).
- Task Order No. 2 (TO2) - Implement and budget the design/construction efforts of the RMPU project: Lower Day Basin Improvements (RW15004).
- Task Order No. 8 (TO8) - Implement and budget the design/construction efforts of the RMPU project: San Sevaine Basin Improvements (EN13001).

In November 2016, the preliminary design reports (PDR) for the projects under TO1 and TO2 were completed. Immediately following this, Watermaster approved and validated the following RMPU projects for final design, bid, and construction: CSI Basin, Wineville/Jurupa/RP-3 Basins, Victoria Basin, Montclair Basin, Lower Day Basin, and San Sevaine Basin.

IEUA and Watermaster agreed to develop new and amended task orders to reflect the recent findings and decisions made towards the RMPU projects. The following table summarizes the proposed amendments and new task orders:

Task Order	Description	Total Budget	Available Grants	Watermaster's Share	IEUA's Share
TO1 (Amend. 3)	Defers Ely Basin, Turner Basin, and Declez Basin with Lower San Sevaine Basin, Sierra Basin, and East Declez Basin. Reduces the total TO budget with the consolidated cost on the final expenses of the deferred projects and the separated projects which were shifted into an individual new TOs	\$497,000	-	\$497,000	-
TO2 (Amend. 1)	Increase scope and budget of Lower Day after approving the PDR design recommendation. Also adjust the cost share to account for additional grant funding.	\$4,008,000	\$1,125,000	\$2,883,000	-
TO8 (Amend. 2)	Adjust the cost share to account for additional grant funding for the San Sevaine Basin project.	\$6,460,000	\$1,125,000	\$2,667,500	\$2,667,500
TO9 (new)	Separately implement the design/construction of approved RMPU project: Wineville/Jurupa/RP-3 Basins. Also apply received grants to the cost share.	\$16,482,900	\$8,541,450	\$7,554,135	\$387,315
TO10 (new)	Separately implement design/construction of approved RMPU project: Victoria Basin	\$168,800	-	\$84,400	\$84,400
TO11 (new)	Separately implement design/construction of approved RMPU project: Montclair Basin	\$1,788,100	-	\$1,788,100	-
TO12 (new)	Separately implement design/construction of approved RMPU project: CSI Basin	\$966,000	-	\$966,000	-
Total for proposed amendments and task orders		\$30,370,800	\$10,791,450	\$16,440,135	\$3,139,215

IEUA's Contracts and Procurement Department reviewed the proposed task orders and amendments and provided comments that were incorporated into the final agreement language.

The new and amended task orders between IEUA and Watermaster for the continued implementation of the RMPU projects with *IEUA's Business Goal of Water Reliability* specifically the Groundwater Recharge Objective where IEUA will maximize groundwater recharge projects in the region through strategic, cost-effective partnerships and development.

PRIOR BOARD ACTION

On June 15, 2016, the Board of Directors approved the second amendment to Task Order No. 1 of the 2014 Master Agreement with Watermaster. This TO deferred the proposed East Declez Expansion from the RMPU list and accounts for the cost associated in completing the East Declez feasibility study.

On April 15, 2015, the Board of Directors approved the first amendments to Task Order Nos. 1 and 8 of the 2014 Master Agreement with Watermaster. TO1 amendment deferred Lower San Sevaine Basin and Sierra Basin and includes East Declez Expansion as part of the RMPU list of projects for design. TO8 amendment increased the project scope and budget to reflect the approved preliminary design recommendation for the San Sevaine Basin RMPU project.

On August 20, 2014, the Board of Directors approved the Task Order No.1, Task Order No. 2, and Task Order No. 8 under the 2014 Master Agreement between Inland Empire Utilities Agency and Chino Basin Watermaster. These TOs authorized the implementation of the select RMPU projects.

On July 16, 2014, the Board of Directors approved the Master Cost Sharing Agreement (Master Agreement) between Inland Empire Utilities Agency and Chino Basin Watermaster.

IMPACT ON BUDGET

These new and amended task orders are a part of multiple budgeted capital projects (EN13001, RW15003, RW15004, and EN18007) within the Recharge Funds and Recycled Water Funds. All project budgets are within the approved Fiscal Year and Ten Year Capital Improvement Plan.

The total for these amendments and task orders are \$30.3 million with \$10.8 million in available grants, where Watermaster's share is \$16.4 million and IEUA's share is \$3.1 million.

Attachments:

1. Amendment No. 3 to Task Order No. 1

<https://dl.dropbox.com/s/lqb45il8rx8n15j/17128%20Attachment%20No.%201%20CBWM%20Cost%20Sharing%20Agreement%20Amendments%205-2017%203rd%20Amend%20to%20TO%20No%201.pdf?dl=0>

Chino Basin Watermaster Cost Sharing Agreements

May 17, 2017

Page 4 of 4

2. Amendment No. 1 to Task Order No. 2

<https://dl.dropbox.com/s/9iohh5f0lc4dejc/17128%20Attachment%20No.%202%20CBWM%20Cost%20Sharing%20Agreement%20Amendments%205-2017%201st%20Amend%20to%20TO%20%202.pdf?dl=0>

3. Amendment No. 2 to Task Order No. 8

<https://dl.dropbox.com/s/pfv29gjr9sd5h/17128%20Attachment%20No.%203%20CBWM%20Cost%20Sharing%20Agreement%20Amendments%205-2017%202nd%20Amend%20to%20TO%20No%208.pdf?dl=0>

4. Task Order No. 9

<https://dl.dropbox.com/s/7m7minc7v8i1rlx/17128%20Attachment%20No.%204%20CBWM%20Cost%20Sharing%20Agreement%20Amendments%205-2017%20Task%20Order%20No.%209.pdf?dl=0>

5. Task Order No. 10

<https://dl.dropbox.com/s/hh39jhtyh37kz8/17128%20Attachment%20No.%205%20CBWM%20Cost%20Sharing%20Agreement%20Amendments%205-2017%20Task%20Order%20No.%2010.pdf?dl=0>

6. Task Order No. 11

<https://dl.dropbox.com/s/x6n5kw18afb005e/17128%20Attachment%20No.%206%20%20CBWM%20Cost%20Sharing%20Agreement%20Amendments%205-2017%20Task%20Order%20No.%2011.pdf?dl=0>

7. Task Order No. 12



<https://dl.dropbox.com/s/8dqv2i3bwzxnari/17128%20Attachment%20No.%207%20CBWM%20Cost%20Sharing%20Agreement%20Amendments%205-2017%20Task%20Order%20No.%2012.pdf?dl=0>

PIG:CB:SJS:ji

IEUA/CBWM

New and Amended Task Orders

Recharge Master Plan Update (RMPU)



Amendment/Task Order Overview

- Authorize the following new and amended task orders for the RMPU projects:

Task Order	Description	Total Budget	Available Grants	Watermaster's Share	IEUA's Share
TO1 (Amend. 3)	Reduces the total budget and scope due to deferred projects and separated task orders	\$497,000	-	\$497,000	-
TO2 (Amend. 1)	Increase scope and budget of Lower Day	\$4,008,000	\$1,125,000	\$2,883,000	-
TO8 (Amend. 2)	Adjust the cost share due to grant funding	\$6,460,000	\$1,125,000	\$2,667,500	\$2,667,500
TO9 (new)	Separate design and construction of Wineville/Jurupa/RP-3 Basins	\$16,482,900	\$8,541,450	\$7,554,135	\$387,315
TO10 (new)	Separate design and construction of Victoria Basin	\$168,800	-	\$84,400	\$84,400
TO11 (new)	Separate design and construction of Montclair Basin	\$1,788,100	-	\$1,788,100	-
TO12 (new)	Separate design and construction of CSI Basin	\$966,000	-	\$966,000	-
Total		\$30,370,800	\$10,791,450	\$16,440,135	\$3,139,215

- The above Task Orders are a part of an executed Master Agreement between Watermaster/IEUA on the implementation and cost sharing of multiple recharge improvement projects

Overview of Task Order Changes

Re-defined Scope

Completed Preliminary Design

- Nov 2016
- Stantec and Scheevel Eng.

Refined scope and budget

Deferred Projects

Identified insufficient stormwater benefit

- East Declez, Ely Basin, Turner, and Declez Basin

Basin property not available

- Lower San Sevaine Basin and Sierra basin

Available Grants

Previous Task Orders included \$750K in grants

Adding over \$10.15 M in grants

\$10.9 M total in grants

- \$8.5 M SWRCB
- \$1.0 M USBR

Watermaster's share \$16.4M

IEUA's share \$3.2M

- Watermaster's Pool Member Board to approve on May 25

Recommendation

- Approve and Authorize the execution of the following:
 - a. Task Order No. 1 (Amendment No. 3) – RMPU Design Project
 - b. Task Order No. 2 (Amendment No. 1) – Lower Day Basin
 - c. Task Order No. 8 (Amendment No. 2) – San Sevaine Basin
 - d. Task Order No. 9 (new) – Wineville/Jurupa/RP-3 Basins
 - e. Task Order No. 10 (new) – Victoria Basin
 - f. Task Order No. 11 (new) – Montclair Basin
 - g. Task Order No. 12 (new) – CSI Basin
- Authorize the General Manager to finalize and execute these task order amendments and new task orders subject to non-substantive changes.

The approval to amend and execute these new task orders are consistent with IEUA's **Business Goal of Water Reliability** specifically the Groundwater Recharge Objective where IEUA will maximize groundwater recharge projects in the region through strategic, cost-effective partnerships and development.


**CONSENT
CALENDAR
ITEM**


3F


Date: May 17, 2017

To: The Honorable Board of Directors

Through: Engineering, Operations, and Water Resources Committee (5/10/2017)

From: P. Joseph Grinds 
General Manager

Submitted by: Chris Berch 
Executive Manager of Engineering/Assistant General Manager

Shaun J. Stone 
Manager of Engineering

Subject: RP-1 Consulting Services Award - 1158 Recycled Water Pump Station

RECOMMENDATION

It is recommended that the Board of Directors:

1. Award a consulting engineering services contract for the RP-1 1158 Recycled Water Pump Station Upgrades, Project No. EN14042, to Stantec for the not-to-exceed amount of \$428,000; and
2. Authorize the General Manager to execute the consulting engineering services contract.

BACKGROUND

The 2015 Recycled Water Program Strategy concluded that the Regional Water Recycling Plant No. 1 (RP-1) 1158 Zone pumps are inadequate to meet the existing recycled water demands in the northern service area. In 2016, IEUA retained the engineering services of Stantec to perform a feasibility study to define the existing 1158 Zone pump system limitations and provide recommendations for improvement. The results of the study indicated that the existing system is undersized and needs to be expanded to meet the recycled water demands in the northern service area.

The RP-1 1158 Recycled Water Pump Station Project will achieve the following objectives:

1. Replace the existing four 400 HP pumps with four new 700 HP pumps.
2. Perform condition assessment of the existing wet well structure.

3. Perform necessary upgrades to energize the four new larger pumps.
4. Provide surge protection upgrades by replacing the existing surge tank with a new one.

On February 7, 2017, IEUA staff advertised the Request for Proposals for consulting engineering services for the project on *PlanetBids*. On March 21, 2017, IEUA received proposals from Stantec and RMC. The proposals were reviewed by a selection committee of IEUA staff from Engineering and Construction Management, Maintenance and Operations, and the City of Ontario. Based on the project team qualifications and experience, understanding of the project scope, and ability to meet the project schedule, the committee unanimously concurred that Stantec was the most qualified firm to do the work.

The following table is the anticipated project cost:

Description	Estimated Cost
Project Development	\$150,000
Consultant Engineer	\$428,000
Design Services (~ 5%)	\$125,000
Construction Services (~ 10%)	\$250,000
Construction	\$2,500,000
Contingency (~ 10%)	\$250,000
Total Project Cost	\$3,703,000
Total Project Budget	\$4,000,000

The following is the project schedule:

Project Milestone	Date
Consultant Contract Award	May 2017
Design Completion	May 2018
Construction Contract Award	September 2018
Construction Completion	November 2019

The RP-1 1158 Recycled Water Pump Station Upgrades is consistent with *IEUA's Business Goal of Water Reliability* to develop and implement an integrated water resource management plan that promotes cost-effective, reliable, efficient, and sustainable water use along with economic growth within the IEUA Service Area.

PRIOR BOARD ACTION

None.

IMPACT ON BUDGET

If approved, the consulting engineering services contract award for the RP-1 1158 Recycled Water Pump Station, Project No. EN14042, for the not-to-exceed amount of \$428,000 is within the total project budget of \$4,000,000 in the Recycled Water (WC) Fund.

RP-1 Consulting Services Award - 1158 Recycled Water Pump Station

May 17, 2017

Page 3 of 3

Attachment:

Consultant Contract

<https://dl.dropbox.com/s/tqxwugpw91ez4pn/17127%20Attachment%20RP-1%201158%20RWPS%20Upgrades%20Design%20Contract%20Award%205-2017.pdf?dl=0>

PJG:CB:SS:nm

RP-1 1158 Recycled Water Pump Station Upgrades
Consultant Contract Award
Project No. EN14042
May 17, 2017
Board Meeting



Regional Water Recycling Plant No. 1 Project Location



Project Background

- Recycled Water (RW) Program Strategy
 - Increasing RW demand in the northern service area
- Feasibility Study indicated pump system limitations and required upgrades
- Inadequate existing pump capacity to meet the RW demand



RP-1 Recycled Water Pump Station



Non-operational surge tank

Project Scope

- Replace the existing 400 horse power (HP) pumps with four new 700 HP pumps
- Perform condition assessment of the existing wet well structure
- Perform necessary upgrades to the electrical system
- Provide additional surge protection upgrades



Consultant Selection

- Evaluation and selection committee
 - IEUA Engineering and Construction Management, Maintenance and Operations, and City of Ontario
- Justification for selecting Stantec
 - Qualifications and experience
 - Understanding of the project scope
 - Ability to meet the project schedule
- Two proposals received on March 21, 2017

Proposals Received

RMC
Stantec

Project Budget and Schedule

Milestone	Date
Project Development	\$150,000
Consultant Engineer	\$428,000
Design Services (~5%)	\$125,000
Construction Services (10%)	\$250,000
Construction	\$2,500,000
Contingency (~10%)	\$250,000
Total Project Cost	\$3,703,000
Total Project Budget	\$4,000,000

Milestone	Date
Consultant Contract Award	May 2017
Design Completion	May 2018
Construction Contract Award	Sept 2018
Construction Completion	Nov 2019

Recommendation

- Award a consulting engineering services contract for the RP-1 1158 Recycled Water Pump Station Upgrades, Project No. EN14042, to Stantec for the not-to-exceed amount of \$428,000; and
- Authorize the General Manager to execute the consultant engineering services contract.

The RP-1 1158 Recycled Water Pump Station Upgrades Project is consistent with IEUA's **Business Goal of Water Reliability** to develop and implement an integrated water resource management plan that promotes cost-effective, reliable, efficient, and sustainable water use along with economic growth within the IEUA Service Area.


CONSENT
CALENDAR
ITEM


3G


Date: May 17, 2017

To: The Honorable Board of Directors

Through: Engineering, Operations, and Water Resources Committee (5/10/2017)

From: P. Joseph Grindstad 
General Manager

Submitted by: Chris Berch 
Executive Manager of Engineering/Assistant General Manager

Shaun J. Stone 
Manager of Engineering

Subject: RP-1 Construction Contract Award - Piping Replacement

RECOMMENDATION

It is recommended that the Board of Directors:

1. Award a construction contract for the RP-1 thickened waste activated sludge (TWAS) Piping Replacement, Project No. EN15013, to J.F. Shea Construction, Inc., in the amount of \$242,492; and
2. Authorize the General Manager to execute the construction contract.

BACKGROUND

Regional Water Recycling Plant No. 1 (RP-1) TWAS pipeline line has had several failures and has reached the end of its useful life. In addition, other sludge handling lines require modification to eliminate flow restrictions within the system. Operations and Maintenance staff also indicated the need for additional cleanouts and flush connections to facilitate the cleaning and maintenance of known problems areas within the piping system.

The project will provide a permanent below grade high-density polyethylene pipeline to transfer thickened sludge from the dissolved air floatation thickeners to the digesters and will install the necessary cleanouts to provide for enhanced operation and maintenance.

Bidder's Name	Total Price
J.F. Shea Construction, Inc.	\$242,492
Genesis Construction	\$262,613
S.C.W. Contracting	\$326,515
W.A. Rasic	\$332,888
Ferreira Construction Company	\$415,258
Engineer's Estimate	\$288,000

J.F. Shea Construction, Inc. was the lowest responsive and responsible bidder with a bid price of \$242,492. J.F. Shea Construction has performed several successful projects for IEUA in the past, showing good workmanship and responsiveness.

The following table is the anticipated project cost:

Description	Estimated Cost
Design	\$53,000
IEUA Design Support Services	\$90,000
Underground Investigation	\$42,000
Construction Services (~ 10%)	\$24,000
Construction	\$242,492
Construction Contingency (~ 15%)	\$36,000
Total Project Cost	\$487,492
Total Project Budget	\$500,000

The following is the project schedule:

Project Milestone	Date
Construction Contract Award	May 2017
Construction Completion	December 2017

The RP-1 TWAS Piping Replacement Project is consistent with *IEUA's Business Goal of Wastewater Management* specifically the Asset Management objective that IEUA will ensure the regional sewer system and treatment facilities are well maintained, upgraded to meet evolving requirements, sustainably managed, and can accommodate changes in regional water use.

PRIOR BOARD ACTION

None.

RP-1 Construction Contract Award - Piping Replacement
May 17, 2017
Page 3 of 3

IMPACT ON BUDGET

If approved, the construction award for the RP-1 TWAS Piping Replacement, Project No. EN15013, in the amount of \$242,492 will be within the total project budget of \$500,000 within the Regional Wastewater Operations and Maintenance (RO) Fund.

Attachment:

Construction Contract

<https://dl.dropbox.com/s/q978o5dap42c4ba/17125%20Attachment%20RP-1%20TWAS%20Piping%20Replacement%20Construction%20Contract%20Award%205-2017.pdf?dl=0>

PJG:CB:SS:mp

RP-1 Piping Replacement Contract Award Project No. EN15013 Board Meeting



Regional Water Recycling Plant No. 1



Project Background

- RP-1 above grade temporary thickened waste activated sludge (TWAS) line needs to be replaced
- Pipeline restrictions in sludge line



TWAS Line to be Replaced

Project Scope

- Installation of new below grade pipeline between processes to include:
 - Install additional cleanouts for ease of maintenance
 - Install utility water flush connections
 - Install air relief valves and pressure safety discs
- Modification of existing piping at digester area to eliminate bottleneck issues
- Removal of unnecessary pipes and components



Plant No. 2 Basement Piping



Bottleneck at Digester Area

Contractor Selection

- Five proposals received on April 13, 2017:

Proposals Received

Bidder's Name	Total Price
J.F. Shea Construction, Inc.	242,492
Genesis Construction	262,613
S.C.W Contracting	326,515
W.A. Rasic Construction	332,888
Ferreira Coastal Construction Company	415,258
Engineer's Estimate	\$288,000

Project Budget and Schedule

Description	Estimated Cost
Design	\$53,000
IEUA Design Support Services	\$90,000
Underground Investigation	\$42,000
Construction Services (~10%)	\$24,000
Construction	\$242,492
Contingency (~15%)	\$36,000
Total Project Cost	\$487,492
Total Project Budget	\$500,000

Milestone	Date
Construction Contract Award	May 2017
Construction Completion	December 2017

Recommendation

- Award the construction contract for the RP-1 TWAS Piping Replacement, Project No. EN15013, to J.F. Shea, in the amount of \$242,492; and
- Authorize the General Manager to execute the contract.

The RP-1 TWAS Piping Replacement Project is consistent with **IEUA's Business Goals of Wastewater Management** specifically the Asset Management objective that IEUA will ensure the regional sewer system and treatment facilities are well maintained, upgraded to meet evolving requirements, sustainably managed, and can accommodate changes in regional water use..


**CONSENT
CALENDAR
ITEM**


3H


Date: May 17, 2017

To: The Honorable Board of Directors

Through: Engineering, Operations, and Water Resources Committee (5/10/17)
Finance and Administration Committee (5/10/2017)

From: P. Joseph Grindstaff 
General Manager

Submitted by: Chris Berch 
Executive Manager of Engineering/Assistant General Manager

Shaun J. Stone 
Manager of Engineering

Subject: RP-1 and RP-4 Construction Contract Award - Safety Improvements

RECOMMENDATION

It is recommended that the Board of Directors:

1. Award a construction contract for the RP-1 and RP-4 Safety Improvements, Project No. EN17052, to Ferreira Construction, Inc., in the amount of \$635,376;
2. Approve a total project budget amendment in the amount of \$189,000 for Project No. EN17052; and
3. Authorize the General Manager to execute the construction contract and budget amendment.

BACKGROUND

Regional Plant No. 1 (RP-1) and Regional Plant No. 4 (RP-4) Safety Improvements include two projects requested by Facilities Management, Maintenance, and Safety staff related to plant access and safety. The RP-1 portion of the project will widen the existing ingress/egress road so large trucks can safely deliver chemicals and supplies to RP-1. Additionally, the project will provide safe access to the warehouse and to the proposed bleach disinfection storage facility. The RP-4 portion of the project will complete the construction of the block wall along the south property line north of the San Bernardino County West Valley Detention Facility.

On March 29, 2017, IEUA advertised a request for bids to the prequalified contractors on the under \$2,000,000 list. Eight contractors participated in the job walk on April 5, 2017. On April 13, 2017, the following bids were received:

Bidder's Name	Total Price
Ferreira Construction Company	\$635,376
S.C.W. Contracting	\$638,120
W.A. Rasic	\$745,000
Engineer's Estimate	\$650,000

Ferreira Construction Company was the lowest responsive and responsible bidder with a bid price of \$635,376. Ferreira Construction Company has performed several successful projects for IEUA in the past, showing good workmanship and responsiveness.

The following table is the anticipated project cost:

Description	Estimated Cost
Design	\$167,000
Construction Services (~ 8%)	\$50,000
Construction	\$635,376
Construction Contingency (~ 15%)	\$95,000
Total Project Cost	\$947,376
Current Total Project Budget	\$760,000
Budget Amendment	\$189,000

Based on project final scope of work, bid results, and the anticipated total project cost, staff is requesting a total project budget amendment in the amount of \$189,000 for the RP-1 and RP-4 Safety Improvements, Project No. EN17052. Projected expenditures for Fiscal Year 2016/17 is within the current, approved fiscal year budget of \$760,000.

The following is the project schedule:

Project Milestone	Date
Construction Contract Award	May 2017
Construction Completion	December 2017

The project is consistent with *IEUA's Business Goal of Work Environment* specifically the Safety Objective where IEUA will promote and ensure a safe and healthy work environment, exceeding industry best practices in support of achieving the CalOSHA Star Voluntary Protection Program (CAL/VPP) certification.

PRIOR BOARD ACTION

None.

IMPACT ON BUDGET

If approved, the construction award for the RP-1 and RP-4 Safety Improvements, Project No. EN17052, in the amount of \$635,376 will be supported by the revised total project budget of \$949,000 within the Regional Wastewater Operations and Maintenance (RO) Fund. An estimated amount of \$200,000 will be spent on the project this fiscal year, with the remaining project costs to be spent in the future fiscal year. The future year's funding will be re-appropriated accordingly during the Fiscal Year 2017/18 review of the Ten-Year Capital Improvement Plan.

Attachment:
Construction Contract

<https://dl.dropbox.com/s/461vto7ehxp8s5w/17126%20Attachment%20RP-1%20RP-4%20Safety%20Improvements%20Construction%20Contract%20Award%205-2017.pdf?dl=0>

PJG:CB:SS:mp

RP-1 and RP-4 Safety Improvements Construction Contract Award Project No. EN17052 Board Meeting



Regional Water Recycling Plants Nos. 1 and 4



Project Background

- RP-1
 - RP-1 ingress/egress requires widening and associated improvements
 - Large delivery trucks require wider turn radius and more direct access
- RP-4
 - Existing wall requires completion to full height for security and aesthetics




Wash Water Basin Wall to be Modified



Stem Wall to be Completed to Full Height

Project Scope

- Regional Plant No. 1
 - Modifications to wash water basin wall for road widening
 - Relocate existing utilities
 - Install traffic markings and protective bollards
- Regional Plant No. 4
 - Construct full height iron fence
 - Grading and drainage improvements
 - Re-surface affected areas
 - Remove temporary fence



RP 1 Existing Truck Route



RP 4 Stem Wall

Contractor Selection

- Three proposals received on April 13, 2017:

Proposals Received

Bidder's Name	Total Price
Ferreira Coastal Construction Company	\$635,376
S.C.W. Contracting	\$638,120
W.A. Rasic	\$745,000
Engineer's Estimate	\$650,000

Project Budget and Schedule

Description	Estimated Cost
Design	\$167,000
Construction Services (8%)	\$50,000
Construction	\$635,376
Contingency (15%)	\$95,000
Total Project Cost	\$947,376
Current Total Project Budget	\$760,000
Requested Budget Amendment	\$189,000

Milestone	Date
Construction Contract Award	May 2017
Construction Completion	December 2017

Recommendation

- Award a construction contract for the RP-1 and RP-4 Safety Improvements, Project No. EN17052, to Ferreira Construction, Inc., in the amount of \$635,376;
- Approve a total project budget amendment in the amount of \$189,000 for Project No. EN17052; and
- Authorize the General Manager to execute the construction contract and budget amendment.

The RP-1 and RP-4 Safety Improvement Project is consistent with **IEUA's Business Goal of Work Environment** specifically the Safety Objective where IEUA will promote and ensure a safe and healthy work environment, exceeding industry best practices in support of achieving the CalOSHA Star Voluntary Protection Program (CAL/VPP) certification.


**CONSENT
CALENDAR
ITEM**


31


Date: May 17, 2017

To: The Honorable Board of Directors

Through: Engineering, Operations, and Water Resources Committee

From: P. Joseph Grindstaff
General Manager 

Submitted by: Chris Berch 
Executive Manager of Engineering/Assistant General Manager

Shaun J. Stone 
Manager of Engineering

Subject: SCADA Enterprise System Consultant Contract Amendment

RECOMMENDATION

It is recommended that the Board of Directors:

1. Amend the consulting engineering services contract for the SCADA Enterprise System Project No. EN13016, to Westin Engineering, Inc. in the amount of \$389,020; and
2. Authorize the General Manager to execute the consulting engineering services contract subject to non-substantive changes.

BACKGROUND

The existing Supervisory Control & Data Acquisition (SCADA) System network is comprised of a wide variety of equipment which is located at various facilities throughout IEUA's service area. The future state of the SCADA Systems is based on the concept of an Enterprise SCADA System with a seamless and transparent access from any of IEUA's SCADA Systems portals, including the facilities, recycled water, and groundwater recharge systems. The SCADA master plan prepared a road map for a migration from the existing Foxboro Invensys Distributed Control System (DCS) to a Rockwell Automation Enterprise PlantPax SCADA system. The SCADA Enterprise System will maintain the highest levels of operability, serviceability, reliability, and risk mitigation for current and long-term operations.

In May 2013, Westin Engineering, Inc. (Westin) was awarded a contract to provide engineering consulting services for the SCADA migration of CCWRF, RP-1, RP-4, and RP-5. To date, Westin has completed the pre-design work for RP-4 and RP-5, as well as the full design at CCWRF, which was the first facility to successfully complete migration to the PlantPAX system in March 2016. In July 2016, Westin’s contract was amended to revise the scope of work without a budget modification. This scope modification was intended to focus Westin’s efforts on critical tasks that were identified during the CCWRF migration, while shifting other tasks internally to IEUA staff.

The most cost-intensive item that was modified from the scope of work was the responsibility for authoring Process Control Narratives (PCNs) for each remaining facility. PCNs are documents that detail the step-by-step process for programming a single piece of equipment, including the operation, maintenance, and alarming requirements. Due to the large number of processes at each plant, authoring these documents is a significant effort and requires a working knowledge of the wastewater treatment process. The July 2016, contract amendment intended to shift the responsibility of authoring PCNs from Westin’s scope to IEUA’s Technical Services department.

From July 2016 to March 2017, Technical Services staff generated the PCN documentation for RP-5 and initiated work on the PCNs for RP-1 and RP-4. Following the dissolution and reassignment of the Technical Services department, IEUA no longer has the internal resources available to satisfy this project’s requirement. Westin provided a proposal to author the remaining PCNs for RP-1 and RP-4 and identified consulting staff that has the necessary knowledge of the treatment plant to accomplish the task in a timely manner. Using the labor accounting from the RP-5 PCN generation, Westin’s proposal compares favorably to the cost and schedule forecasts if IEUA staff maintained the PCN generation responsibility. The costs for Westin to generate the PCNs are marginally higher (within 2% of forecasted IEUA labor costs), but contracting this work is estimated to save approximately eight months on the project schedule. The proposal also includes additional review of RP-5 PCNs, as well as a credit for PCN review that was included in the original contract scope.

Below are the projected engineering consulting costs for the project:

Description	Cost
Original Approved Contract Amount	\$1,926,650
Proposed Contract Amendment	\$389,020
Total Project Design Cost	\$2,315,670
Total Construction Cost	\$11,584,330
Total Project Budget	\$13,900,000

The overall project schedule is as follows:

Milestone	Date
Consultant Contract Amendment	May 2017
RP-5 Design Completion	February 2018
RP-1 Design Completion	November 2018
RP-4 Design Completion	April 2019

The SCADA Enterprise System project is consistent with the *IEUA's Business Goal of Business Practices* that strives to apply best industry practices in all processes to maintain or improve the quality and value of the services we provide to our member agencies and the public.

PRIOR BOARD ACTION

On July 18, 2012, the Board of Directors adopted the SCADA Master Plans.

On May 15, 2013, the Board of Directors approved the Consulting Engineering Services Contract Award for the SCADA Enterprise System, Project No. EN13016, to Westin Engineering, Inc.

IMPACT ON BUDGET

If approved, the consulting engineering services contract amendment for the SCADA Enterprise System, Project No. EN13016, for a net increase of \$389,020 will be within the total project budget of \$13,900,000 in the Regional Operations (RO) Fund.


Attachment

Consultant Contract Amendment

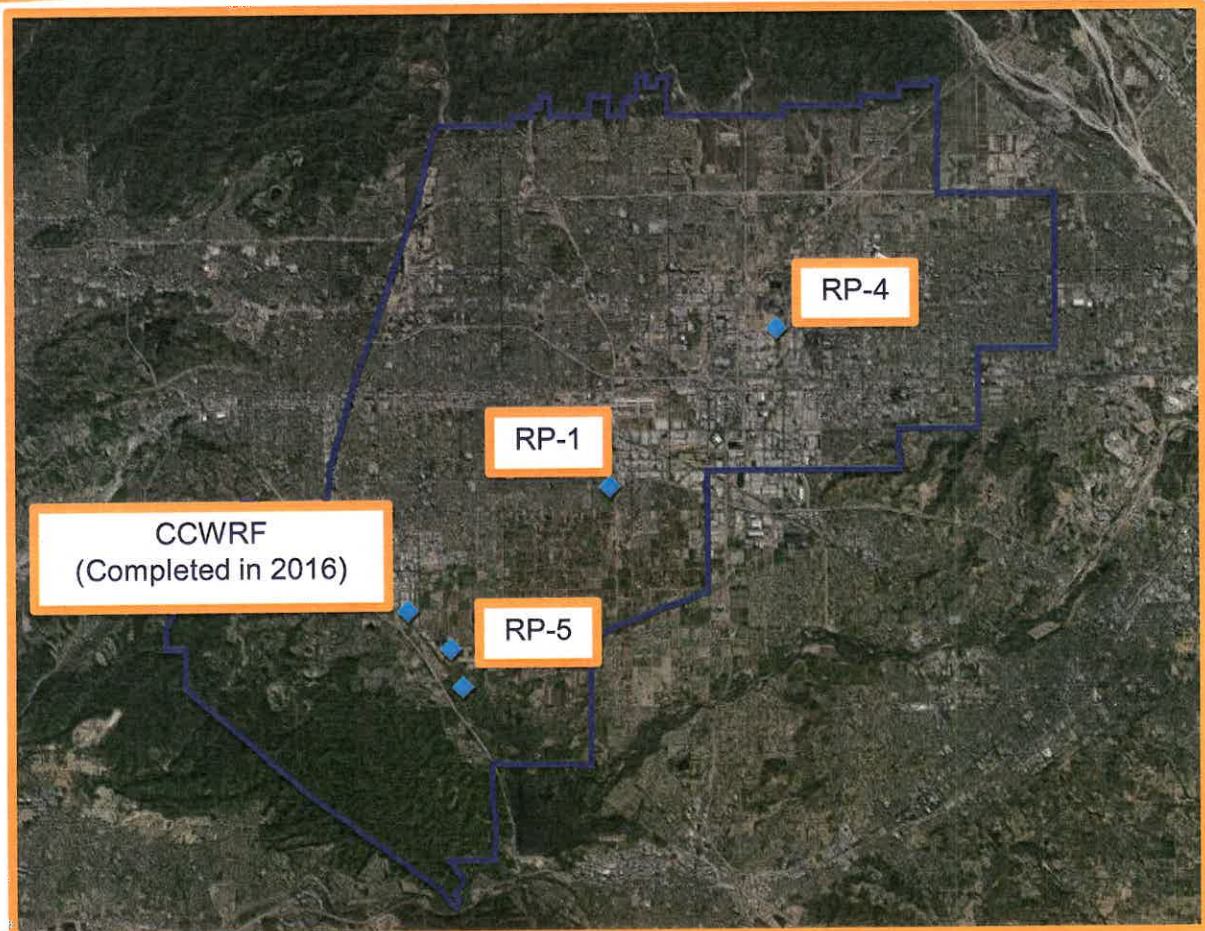
<https://dl.dropbox.com/s/91kzvedqc8wj8s9/17123%20Attachment%20SCADA%20Consultant%20Amendment%205-2017.pdf?dl=0>

PJG:CB:SS:jp

SCADA Enterprise System Consultant Contract Amendment Project No. EN13016 May 2017 Board Meeting



Project Location




Project Background

- Standardize Plant Control Systems at IEUA facilities
 - Migrate Foxboro DCS to Rockwell PlantPAx
- All process equipment to be reprogrammed to Rockwell standards
- Westin Engineering under contract to complete pre-design and design work for all facilities

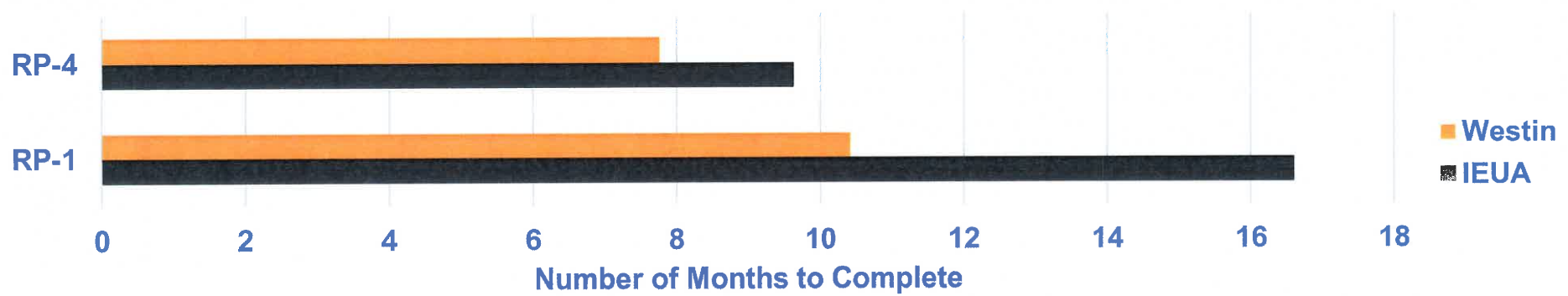


Project Scope

- Process Control Narratives (PCNs) are required for programming equipment
 - Process controls
 - Alarms
 - Operating ranges
- PCN generation not in Westin's scope
 - IEUA Technical Service staff responsible for generating PCNs at RP-5
- Proposed amendment to shift PCN generation responsibility to Westin



Project Budget and Schedule Impacts



Project Budget and Schedule

Description	Cost
Original Approved Contract Amount	\$1,926,650
Proposed Contract Amendment	\$389,020
Total Project Design Cost	\$2,315,670
Total Construction Cost	\$11,584,330
Total Project Budget	\$13,900,000

Project Milestone	Date
Consultant Contract Amendment	May 2017
RP-5 Design Completion	February 2018
RP-1 Design Completion	November 2018
RP-4 Design Completion	April 2019

Recommendation

- Amend the consulting engineering services contract for the SCADA Migration Project No. EN13016, to Westin Engineering, Inc. for the not-to-exceed amount of \$389,020
- Authorize the General Manager to execute the consulting engineering services contract subject to non-substantive changes


The SCADA Enterprise System Project is consistent with the **IEUA's Business Goal of Business Practices** that strives to apply best industry practices in all processes to maintain or improve the quality and value of the services we provide to our member agencies and the public.


**ACTION
ITEM**


4A

Date: May 17, 2017

To: The Honorable Board of Directors

From:  P. Joseph Grindstaff
General Manager

Submitted by: Christina Valencia 
Chief Financial Officer/AGM

Sharmeen Bhojani 
Manager of Human Resources

Subject: Adoption of Resolutions to Amend the Memoranda of Understandings and Salary Matrices/Schedules for Reorganization and Unit Modification

RECOMMENDATION

It is recommended that the Board of Directors adopt Resolution Nos. 2017-5-5 and 2017-5-6 to amend the Supervisors' Unit, General Unit and the Professional Unit Memoranda of Understandings (MOUs) and the Personnel Manual and to amend salary matrices/schedules for all groups to reflect the new classifications and unit modifications.

BACKGROUND

The proposed reorganization plan calls for streamlining management of the Agency's technology solutions, integrating the Grants and Records Management sections into the new External Affairs and Policy Development Division, enhancing the Finance Division for critical succession planning, and expanding the Safety section under the Human Resources Department to support efforts to further promote the Agency's safety program.

In order to accomplish these goals, it is recommended that the Board approve new classifications and reclassifications, while working within the parameters of the Agency's current number of 290 authorized full-time positions.

An overview of the proposed modifications is outlined as follows:

New classifications to more effectively meet key initiatives such as succession planning, evolving technologies, cyber security, and a more robust safety program:

New Classification	Division	Reporting to	Proposed Salary Range
Chief Information Technology Officer	Agency Management	General Manager	192
Chief Financial Officer	Finance and Administration	Executive Manager of Finance and Administration/AGM	192
Manager of Grants	External Affairs and Policy Development	Executive Manager of External Affairs and Policy Development/AGM	190
Manager of Integrated Systems Services	Agency Management	Chief Information Technology Officer	190
Deputy Manager of Grants	External Affairs and Policy Development	Manager of Grants	188
Deputy Manager of Safety	Finance and Administration	Manager of Human Resources	188

Reclassifications of existing positions:

Current Title	Proposed Title	Current Salary Range	Proposed Salary Range
Chief Financial Officer/AGM	Executive Manager of Finance and Administration/AGM	196	No change
Supervising Contracts and Programs Administrator	Contracts and Procurement Supervisor	SU 99	SU 101 Increase of 10%

Under the General Manager's discretionary authority, the following groups will be transferred between divisions to streamline operations:

Department	Transfer From	Transfer To
Business Information Services	Finance and Administration	Agency Management
Integrated Systems Services	Operations and Maintenance	Agency Management
Grants	Engineering, Planning and Science	External Affairs and Policy Development
Records Management	Finance and Administration	External Affairs and Policy Development

Details of the proposed modifications are outlined as follows:

Agency Management

Currently, the General Manager's direct reports include the Chief Financial Officer/AGM, Executive Manager of Engineering/AGM, Executive Manager of Operations/AGM, Executive Manager of Policy Development/AGM, and Manager of External Affairs.

The Agency's technology efforts are housed under two separate divisions: the Manager of Business Information Systems (BIS) reports to the CFO/AGM and the Deputy Manager of Integrated Systems Services (ISS) reports to the Executive Manager of Operations/AGM. Although both departments are separate, constant communication and coordination between the departments is imperative to appropriately design, implement, and maintain the Agency's information systems.

A proposal is being made to create a Chief Information Technology Officer (CITO) position. The CITO will lead the organization's information systems management efforts to evaluate and address changing needs and evolving technology, including cyber security. The position will be instrumental in identifying industry best practices for enhancing service delivery, implementing business improvements and Agency focused technology solutions, and developing and monitoring cyber security strategies to improve the security of the Agency's many information systems. The CITO will oversee both the BIS and ISS departments. A Manager of ISS classification is proposed with compensation equivalent to the Manager of BIS; and with both Managers directly reporting to the CITO. The implementation of this change will enhance communication, information sharing, coordinated operational decisions, succession planning, and overall service.

Another proposed change to Agency Management includes the transfer of Records Management from the Finance and Administration Division to the External Affairs and Policy Development Division; and the transfer of the Grants Department from the Engineering Division to the External Affairs and Policy Development Division. Since Records Management and Grants frequently interact with external stakeholders, being a part of the External Affairs and Policy Development Division will provide for effective integration of community outreach and education to ensure uniform communication from the Agency, as well as support policy development to optimize funding opportunities.

As part of the Agency's succession planning, the proposed changes also include the creation of the Manager of Grants and the Deputy Manager of Grants classifications. Additionally, staffing and organizational structure modifications are being proposed to better meet current and future grant and low-interest loan identification, award and compliance, and potential increases in funding opportunities available, such as drought, Proposition 1 and infrastructure funding available under the new federal administration.

Finance Division

A proposal is being made to create a Chief Financial Officer (CFO) position, separate from the current CFO/AGM role. The incumbent CFO/AGM would be reclassified to Executive Manager of Finance and Administration/AGM and would oversee the CFO position. This would support succession planning efforts and allow the Executive Manager of Finance and Administration/AGM more time to focus on the Agency's administrative strategies.

With the Agency's goal of achieving the Cal/OSHA Star VPP (Voluntary Protection Program) Certification, additional resources are needed in the Safety arena. The VPP is designed to recognize employers and their employees who have implemented safety and health programs that go above and beyond Cal/OSHA standards to effectively prevent and control occupational hazards. This is the highest designation in workplace safety. In order to have all the required elements in place for this program, a proposal is being made to create the position of Deputy Manager of Safety, who will report to the Manager of Human Resources. This position will provide the expertise and leadership in the safety arena and augment the existing safety team to ensure a robust program that meets more rigorous safety standards.

Another change includes the reclassification of the incumbent Supervising Contracts and Programs Administrator. In the past, the Agency had two positions; one assigned to oversee Contracts and one assigned to oversee Procurement. With the retirement of the supervisor overseeing the Procurement area, a recommendation is being made to change the incumbent's title to Contracts and Procurement Supervisor, combine the contracts and procurement roles, and compensate the employee accordingly to account for the additional duties. Additionally, this proposed change was based upon the results of a recent job classification audit conducted by the Human Resources Department. The job analysis determined that the incumbent is performing duties that are beyond the scope of the current classification; therefore, a recommendation is being made to change the title and increase the salary range by 10% retroactive to September 29, 2016 (date job analysis request was filed).

Unit Modifications

Last year, the Agency received a request to modify the Supervisors' Unit to allow the transfer of three members from the Professional and General Units to the Supervisors' Unit per the agreement of the parties during the classification and compensation negotiations. In addition to granting the request, staff also notified the Units that employees currently assigned to the Supervisors' Unit who do not have any supervisory responsibilities would be transferred to the Professional Unit pursuant to the Employer-Employee Relations Resolution, Section 2.7. Staff has advised all affected units of these changes and consulted with the Supervisors' Unit. As a result, staff is recommending the following modifications be adopted by the Board:

Current Title	Proposed Title	Salary Range	Unit Modification
Supervising Management Analyst	Senior Management Analyst	182	Transfer from Supervisors' Unit to Professional Unit
Supervising Warehouse Systems and Inventory	Senior Inventory Analyst	182	
Materials Management Supervisor	Materials Specialist	182	
Construction Project Manager – PE	Current title Construction Project Manager - PE	186	
Vacant	Inventory Resource Coordinator	181 as recommended by the class and comp study	
Facilities Program Supervisor	Current title Facilities Program Supervisor	183 current salary range	Transfer from Professional Unit to Supervisors' Unit
Supervisor – Environmental Compliance & Energy	Current title Supervisor – Environmental Compliance & Energy	188 current salary range	
Collection System Supervisor	Current title Collection System Supervisor	182 current salary range	Transfer from General Unit to Supervisors' Unit

Upon the Board's approval, all new classifications will be effective retroactive to April 24, 2017 and all unit modifications will be effective May 21, 2017.

PRIOR BOARD ACTION

On November 16, 2016, the Board approved an update to the units and the salary matrix/schedule for all groups.

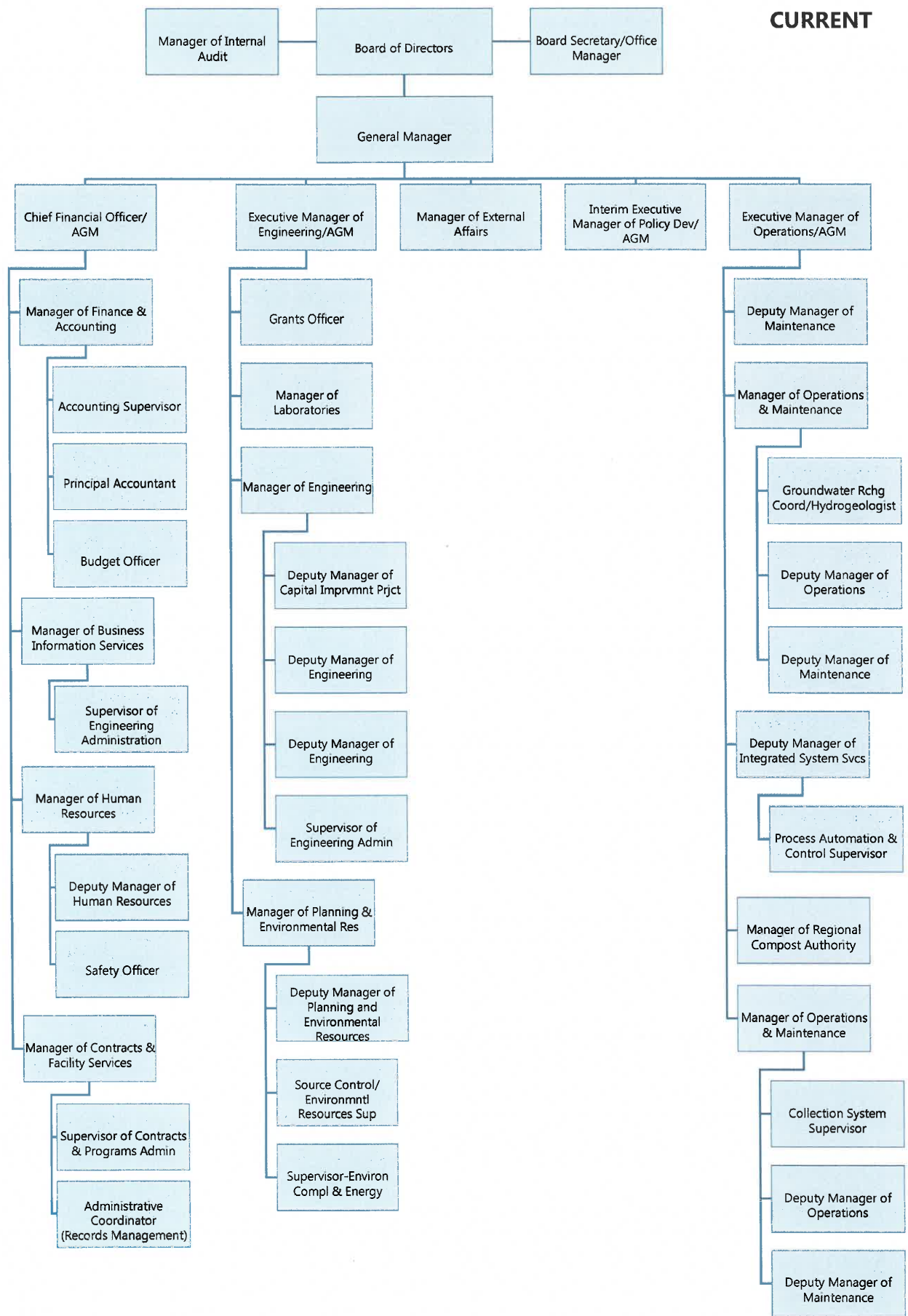
On July 20, 2016, the Board approved an update to the units and the salary matrix/schedule for all groups.

IMPACT ON BUDGET

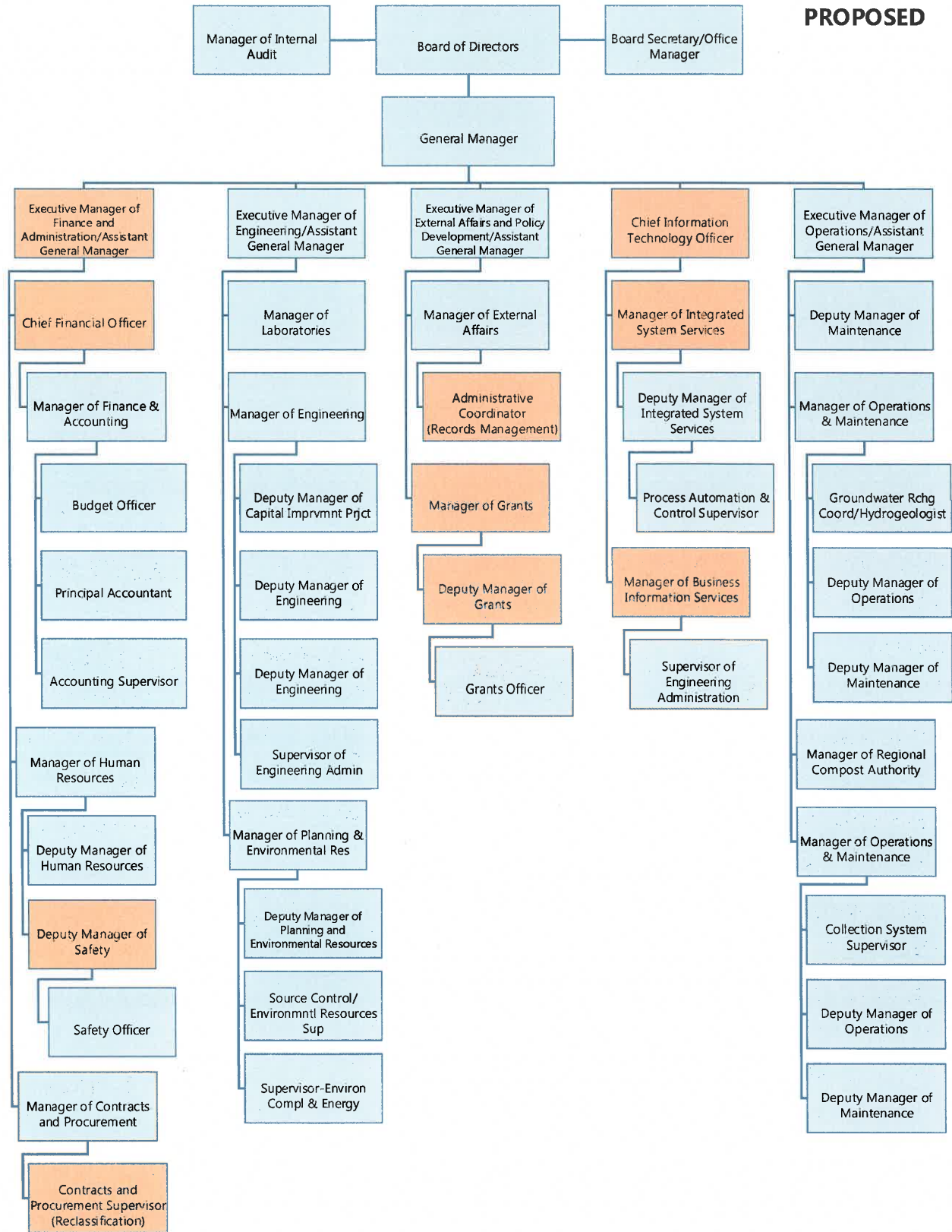
If approved, funding for all the proposed new classifications will be appropriated as part of employment costs under the Administrative Services (GG) fund. The estimated annual fiscal impact of the proposed changes is \$499,472, of which \$477,851 is related to the new classifications, compared with the annual average compensation cost of existing vacant positions; \$19,021 is related to the proposed reclassification; and \$2,600 is related to unit modifications. There is no change to the 290 authorized full-time positions.

Attachment 1: Current Organizational Chart
Attachment 2: Proposed Organizational Chart

CURRENT




PROPOSED



Note: This organizational chart does not reflect all of the positions at the Agency and is being used to illustrate the proposed changes.

Amend Salary Matrices for Re-Organization and Unit Modification

Board Meeting

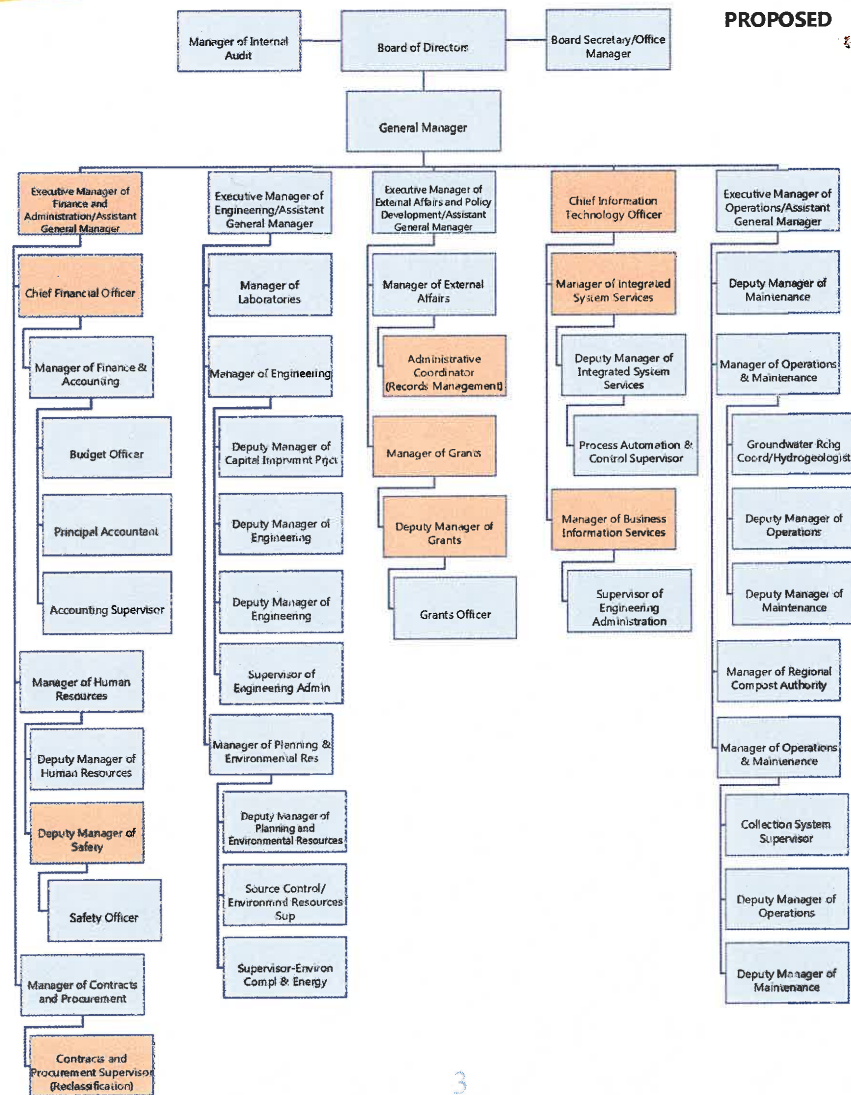


New Classifications to More Effectively Meet Key Initiatives

- Succession planning
- Evolving technologies and cyber security risks
- A more robust safety program to meet *Cal/OSHA Star VPP rigorous standards

New Classification	Division	Reporting to
Chief Information Technology Officer	Agency Management	General Manager
Chief Financial Officer	Finance and Administration	Executive Manager of Finance and Administration/AGM
Manager of Integrated Systems Services	Agency Management	Chief Information Technology Officer
Manager of Grants	External Affairs and Policy Development	Executive Manager of External Affairs and Policy Development/AGM
Deputy Manager of Grants	External Affairs and Policy Development	Manager of Grants
Deputy Manager of Safety	Finance and Administration	Manager of Human Resources

Proposed Organizational Structure



FY 2017/18 Budget Impact of the Proposed Changes


New Classifications		FY 2017/18 Budget impact
	Chief Information Technology Officer (CITO)	\$ 121,467
	Chief Financial Officer (CFO)	\$ 121,467
	Manager of Grants	\$ 51,109
	Manager of Information Systems Services	\$ 26,804
	Deputy Manager of Grants	\$ 91,904
	Deputy Manager of Safety	\$ 65,100
	Subtotal net (1)	*\$ 477,851
Reclassifications		
	Contracts and Procurement Supervisor	\$ 19,021
	Subtotal net (2)	\$ 19,021
	Unit Modifications (3)	\$ 2,600
Net impact on FY 2017/18 budget (1) + (2) + (3)		\$ 499,472

*Assumes full employment costs for 12 month period, net of the annual average compensation of vacant positions.

Recommendation

- Adopt Resolution 2017-5-5 amending the Supervisors' Unit MOU and salary matrix/schedule.
- Adopt Resolution 2017-5-6 amending the MOUs and salary matrices/schedules for all other units.

Questions?



RESOLUTION NO. 2017-5-5

**RESOLUTION OF THE BOARD OF DIRECTORS OF THE
INLAND EMPIRE UTILITIES AGENCY*, SAN
BERNARDINO COUNTY, CALIFORNIA, AMENDING THE
SUPERVISORS' UNIT MEMORANDUM OF
UNDERSTANDING AND THE SALARY
MATRIX/SCHEDULE**

WHEREAS, the Agency has classification and unit changes for the Supervisors' Unit Memorandum of Understanding and the salary schedule/matrix as a result of a reorganization and unit modification, and

WHEREAS, the Agency now desires to update the salary and classification information to comply with the California Code of Regulations (CCR) §570.5, and

NOW, THEREFORE, the Board of Directors of the Inland Empire Utilities Agency* does hereby **RESOLVE, DETERMINE AND ORDER** as follows:

Section 1: The salary schedule/matrix is hereby adopted and set forth in Exhibit "1" of this resolution.

Section 2: The salary information contained in Exhibit "1" shall be effective as of April 24, 2017.

ADOPTED the 17th day of May, 2017.

Steve Elie
President of the Inland Empire
Utilities Agency* and of the
Board of Directors thereof

ATTEST:

Jasmin A. Hall
Secretary/Treasurer of the Inland Empire
Utilities Agency* and of the
Board of Directors thereof

STATE OF CALIFORNIA)
COUNTY OF) SS
SAN BERNARDINO)

I, Jasmin A. Hall, Secretary/Treasurer of the Inland Empire Utilities Agency*, DO
HEREBY CERTIFY that the foregoing Resolution being No. 2017-5-5, was adopted at a regular
Board Meeting on May 17, 2017, of said Agency by the following vote:

AYES:

NOES:

ABSTAIN:

ABSENT:

Jasmin A. Hall
Secretary/Treasurer

*A Municipal Water District

**SUPERVISORS' UNIT
SALARY MATRIX
Effective April 24, 2017**

Exhibit 1

CLASSIFICATION TITLE	SALARY RANGES
Accounting Supervisor	SU 099
Administrative Coordinator	SU 098
Business Systems Supervisor	SU 100
Collection System Supervisor	SU 182
Compost Facility Superintendent	SU 101
Construction Project Manager	SU 100
Contracts and Procurement Supervisor ²	SU 101
Facilities Program Supervisor	SU 183
Groundwater Recharge Coordinator/Hydrogeologist	SU 104
Maintenance Supervisor	SU 101
Operations Supervisor ¹	SU 100
Process Automation & Controls Supervisor	SU 101
Senior Chemist	SU 100
Senior Water Resources Analyst	SU 098
Source Control/Environmental Resources Supervisor	SU 104
Supervisor - Environmental Compliance & Energy	SU 188
Supervisor of Engineering Administration	SU 100

1. Non-Exempt Classification

2. This classification title and range is retro-active back to September 29, 2016

**SUPERVISORS' UNIT
SALARY MATRIX
Effective April 24, 2017**

Exhibit 1

Range	Step	Hourly	Bi-weekly	Monthly	Annual
SU088					
	1	24.2428	1,939.43	4,202.09	50,425
	2	24.8489	1,987.91	4,307.14	51,686
	3	25.4702	2,037.61	4,414.83	52,978
	4	26.1068	2,088.55	4,525.18	54,302
	5	26.7595	2,140.76	4,638.31	55,660
	6	27.4284	2,194.27	4,754.26	57,051
	7	28.1143	2,249.14	4,873.14	58,478
	8	28.8170	2,305.36	4,994.95	59,939
	9	29.5374	2,362.99	5,119.81	61,438
SU089					
	1	25.4551	2,036.41	4,412.22	52,947
	2	26.0916	2,087.33	4,522.54	54,270
	3	26.7438	2,139.50	4,635.59	55,627
	4	27.4123	2,192.98	4,751.47	57,018
	5	28.0977	2,247.81	4,870.26	58,443
	6	28.8001	2,304.01	4,992.02	59,904
	7	29.5201	2,361.61	5,116.82	61,402
	8	30.2581	2,420.65	5,244.74	62,937
	9	31.0147	2,481.18	5,375.88	64,511
SU090					
	1	26.7284	2,138.27	4,632.93	55,595
	2	27.3967	2,191.74	4,748.77	56,985
	3	28.0816	2,246.53	4,867.47	58,410
	4	28.7837	2,302.69	4,989.17	59,870
	5	29.5034	2,360.27	5,113.92	61,367
	6	30.2409	2,419.27	5,241.75	62,901
	7	30.9968	2,479.74	5,372.78	64,473
	8	31.7717	2,541.74	5,507.09	66,085
	9	32.5659	2,605.27	5,644.76	67,737
SU091					
	1	28.0633	2,245.07	4,864.31	58,372
	2	28.7650	2,301.20	4,985.94	59,831
	3	29.4842	2,358.73	5,110.59	61,327
	4	30.2212	2,417.70	5,238.35	62,860
	5	30.9767	2,478.14	5,369.30	64,432
	6	31.7511	2,540.09	5,503.53	66,042
	7	32.5448	2,603.58	5,641.10	67,693
	8	33.3585	2,668.68	5,782.14	69,386
	9	34.1925	2,735.40	5,926.70	71,120

**SUPERVISORS UNIT
SALARY MATRIX
Effective April 24, 2017**

Exhibit 1

Range	Step	Hourly	Bi-weekly	Monthly	Annual
SU092	1	29.4678	2,357.42	5,107.74	61,293
	2	30.2045	2,416.36	5,235.45	62,825
	3	30.9596	2,476.77	5,366.33	64,396
	4	31.7336	2,538.69	5,500.50	66,006
	5	32.5269	2,602.15	5,637.99	67,656
	6	33.3401	2,667.21	5,778.95	69,347
	7	34.1736	2,733.89	5,923.43	71,081
	8	35.0280	2,802.24	6,071.51	72,858
	9	35.9037	2,872.30	6,223.31	74,680
SU093	1	30.9404	2,475.23	5,363.00	64,356
	2	31.7139	2,537.11	5,497.08	65,965
	3	32.5066	2,600.53	5,634.48	67,614
	4	33.3193	2,665.54	5,775.34	69,304
	5	34.1523	2,732.18	5,919.73	71,037
	6	35.0062	2,800.50	6,067.74	72,813
	7	35.8812	2,870.50	6,219.41	74,633
	8	36.7782	2,942.26	6,374.89	76,499
	9	37.6977	3,015.81	6,534.26	78,411
SU094	1	32.4877	2,599.01	5,631.19	67,574
	2	33.3000	2,664.00	5,772.00	69,264
	3	34.1325	2,730.60	5,916.29	70,996
	4	34.9857	2,798.86	6,064.19	72,770
	5	35.8603	2,868.83	6,215.79	74,589
	6	36.7569	2,940.55	6,371.19	76,454
	7	37.6758	3,014.06	6,530.47	78,366
	8	38.6177	3,089.41	6,693.73	80,325
	9	39.5831	3,166.65	6,861.07	82,333
SU095	1	34.1123	2,728.99	5,912.80	70,954
	2	34.9652	2,797.21	6,060.63	72,728
	3	35.8392	2,867.14	6,212.13	74,546
	4	36.7351	2,938.81	6,367.42	76,409
	5	37.6535	3,012.28	6,526.61	78,319
	6	38.5950	3,087.60	6,689.79	80,278
	7	39.5597	3,164.78	6,857.02	82,284
	8	40.5488	3,243.90	7,028.46	84,342
	9	41.5625	3,325.00	7,204.17	86,450

**SUPERVISORS UNIT
SALARY MATRIX
Effective April 24, 2017**

Exhibit 1

Range	Step	Hourly	Bi-weekly	Monthly	Annual
SU096					
	1	35.8174	2,865.39	6,208.34	74,500
	2	36.7128	2,937.03	6,363.56	76,363
	3	37.6307	3,010.46	6,522.66	78,272
	4	38.5714	3,085.71	6,685.71	80,229
	5	39.5357	3,162.86	6,852.86	82,234
	6	40.5242	3,241.93	7,024.19	84,290
	7	41.5374	3,322.99	7,199.81	86,398
	8	42.5758	3,406.06	7,379.81	88,558
	9	43.6402	3,491.22	7,564.31	90,772
SU097					
	1	37.6080	3,008.64	6,518.72	78,225
	2	38.5484	3,083.87	6,681.72	80,181
	3	39.5121	3,160.97	6,848.76	82,185
	4	40.4998	3,239.98	7,019.96	84,240
	5	41.5124	3,320.99	7,195.48	86,346
	6	42.5502	3,404.02	7,375.37	88,504
	7	43.6140	3,489.12	7,559.76	90,717
	8	44.7045	3,576.36	7,748.78	92,985
	9	45.8220	3,665.76	7,942.48	95,310
SU098					
	1	39.4892	3,159.13	6,844.79	82,137
	2	40.4764	3,238.11	7,015.91	84,191
	3	41.4882	3,319.06	7,191.29	86,295
	4	42.5255	3,402.04	7,371.08	88,453
	5	43.5887	3,487.09	7,555.37	90,664
	6	44.6785	3,574.28	7,744.27	92,931
	7	45.7955	3,663.64	7,937.88	95,255
	8	46.9403	3,755.23	8,136.32	97,636
	9	48.1139	3,849.11	8,339.75	100,077
SU099					
	1	41.4390	3,315.12	7,182.75	86,193
	2	42.4749	3,398.00	7,362.32	88,348
	3	43.5368	3,482.95	7,546.39	90,557
	4	44.6253	3,570.02	7,735.05	92,821
	5	45.7409	3,659.27	7,928.42	95,141
	6	46.8843	3,750.75	8,126.62	97,519
	7	48.0565	3,844.52	8,329.79	99,957
	8	49.2578	3,940.62	8,538.02	102,456
	9	50.4892	4,039.14	8,751.46	105,018

**SUPERVISORS UNIT
SALARY MATRIX
Effective April 24, 2017**

Exhibit 1

Range	Step	Hourly	Bi-weekly	Monthly	Annual
SU100					
	1	43.5353	3,482.83	7,546.13	90,554
	2	44.6237	3,569.89	7,734.77	92,817
	3	45.7393	3,659.14	7,928.15	95,138
	4	46.8829	3,750.63	8,126.36	97,516
	5	48.0549	3,844.39	8,329.51	99,954
	6	49.2563	3,940.50	8,537.76	102,453
	7	50.4877	4,039.02	8,751.20	105,014
	8	51.7498	4,139.98	8,969.97	107,640
	9	53.0437	4,243.49	9,194.23	110,331
SU101					
	1	45.7122	3,656.98	7,923.45	95,081
	2	46.8549	3,748.39	8,121.52	97,458
	3	48.0262	3,842.10	8,324.54	99,894
	4	49.2270	3,938.16	8,532.68	102,392
	5	50.4577	4,036.62	8,746.01	104,952
	6	51.7191	4,137.53	8,964.64	107,576
	7	53.0121	4,240.97	9,188.77	110,265
	8	54.3373	4,346.99	9,418.47	113,022
	9	55.6958	4,455.66	9,653.94	115,847
SU102					
	1	47.9976	3,839.81	8,319.59	99,835
	2	49.1978	3,935.82	8,527.62	102,331
	3	50.4276	4,034.21	8,740.78	104,889
	4	51.6883	4,135.06	8,959.30	107,512
	5	52.9806	4,238.44	9,183.30	110,200
	6	54.3051	4,344.41	9,412.89	112,955
	7	55.6626	4,453.01	9,648.19	115,778
	8	57.0542	4,564.34	9,889.40	118,673
	9	58.4806	4,678.45	10,136.64	121,640
SU103					
	1	50.3976	4,031.81	8,735.59	104,827
	2	51.6576	4,132.61	8,953.98	107,448
	3	52.9490	4,235.92	9,177.83	110,134
	4	54.2727	4,341.82	9,407.27	112,887
	5	55.6296	4,450.37	9,642.46	115,710
	6	57.0202	4,561.62	9,883.51	118,602
	7	58.4458	4,675.66	10,130.60	121,567
	8	59.9069	4,792.55	10,383.86	124,606
	9	61.4047	4,912.38	10,643.48	127,722

**SUPERVISORS UNIT
SALARY MATRIX
Effective April 24, 2017**

Exhibit 1

Range	Step	Hourly	Bi-weekly	Monthly	Annual
SU104					
	1	52.9175	4,233.40	9,172.38	110,069
	2	54.2405	4,339.24	9,401.69	112,820
	3	55.5964	4,447.71	9,636.71	115,641
	4	56.9864	4,558.92	9,877.65	118,532
	5	58.4110	4,672.88	10,124.58	121,495
	6	59.8713	4,789.70	10,377.69	124,532
	7	61.3680	4,909.44	10,637.12	127,645
	8	62.9022	5,032.17	10,903.04	130,837
	9	64.4749	5,157.99	11,175.65	134,108
SU182					
	1	41.6909	3,335.27	7,226.42	86,717
	2	42.7331	3,418.65	7,407.08	88,885
	3	43.8014	3,504.11	7,592.25	91,107
	4	44.8965	3,591.72	7,782.06	93,385
	5	46.0189	3,681.51	7,976.61	95,719
	6	47.1694	3,773.55	8,176.03	98,112
	7	48.3486	3,867.89	8,380.42	100,565
	8	49.5574	3,964.59	8,589.94	103,079
	9	50.7962	4,063.70	8,804.68	105,656
SU183					
	1	43.7772	3,502.18	7,588.05	91,057
	2	44.8718	3,589.74	7,777.77	93,333
	3	45.9936	3,679.48	7,972.22	95,667
	4	47.1434	3,771.47	8,171.52	98,058
	5	48.3219	3,865.75	8,375.80	100,510
	6	49.5300	3,962.40	8,585.19	103,022
	7	50.7683	4,061.46	8,799.84	105,598
	8	52.0374	4,162.99	9,019.82	108,238
	9	53.3384	4,267.07	9,245.33	110,944
SU188					
	1	55.8669	4,469.35	9,683.59	116,203
	2	57.2635	4,581.08	9,925.68	119,108
	3	58.6951	4,695.61	10,173.82	122,086
	4	60.1624	4,812.99	10,428.15	125,138
	5	61.6665	4,933.32	10,688.86	128,266
	6	63.2082	5,056.66	10,956.09	131,473
	7	64.7884	5,183.08	11,230.00	134,760
	8	66.4081	5,312.65	11,510.74	138,129
	9	68.0684	5,445.47	11,798.52	141,582

RESOLUTION NO. 2017-5-6

RESOLUTION OF THE BOARD OF DIRECTORS OF THE INLAND EMPIRE UTILITIES AGENCY*, SAN BERNARDINO COUNTY, CALIFORNIA, AMENDING THE PROFESSIONAL UNIT AND GENERAL UNIT MEMORANDUMS OF UNDERSTANDING AND THE SALARY SCHEDULE/MATRIX FOR THE UNREPRESENTED, EXECUTIVE MANAGEMENT, LABORATORY UNIT, OPERATORS' ASSOCIATION, PROFESSIONAL UNIT AND GENERAL UNIT

WHEREAS, the Agency has classification and unit changes for the Professional Unit and the General Unit Memorandums of Understanding and the consolidated salary matrix for the Unrepresented, Executive Management, Laboratory Unit, Operators' Association, Professional Unit and General Unit employees as a result of a reorganization and unit modification, and

WHEREAS, the Agency now desires to update the salary and classification information to comply with the California Code of Regulations (CCR) §570.5, and

NOW, THEREFORE, the Board of Directors of the Inland Empire Utilities Agency* does hereby RESOLVE, DETERMINE AND ORDER as follows:

Section 1: The salary schedule/matrix is hereby adopted and set forth in Exhibit "1" of this resolution.

Section 2: The salary information contained in Exhibit "1" shall be effective as of April 24, 2017.

ADOPTED the 17th day of May, 2017.

Steve Elie
President of the Inland Empire
Utilities Agency* and of the
Board of Directors thereof

ATTEST:

Jasmin A. Hall
Secretary/Treasurer of the Inland Empire
Utilities Agency* and of the
Board of Directors thereof

STATE OF CALIFORNIA)
COUNTY OF) SS
SAN BERNARDINO)

I, Jasmin A. Hall, Secretary/Treasurer of the Inland Empire Utilities Agency*, DO
HEREBY CERTIFY that the foregoing Resolution being No. 2017-5-6, was adopted at a regular
Board Meeting on May 17, 2017, of said Agency by the following vote:

AYES:

NOES:

ABSTAIN:

ABSENT:

Jasmin A. Hall
Secretary/Treasurer

*A Municipal Water District

Salary Matrix
Effective April 24, 2017

EXHIBIT 1

CLASSIFICATION TITLE	Salary Range	Unit	FLSA
Accountant I	173	UN	Exempt
Accountant II	175	PR	Exempt
Accounting Technician I	169	UN	Non-exempt
Accounting Technician I	170	GU	Non-exempt
Accounting Technician II	173	GU	Non-exempt
Administrative Assistant I	171	GU	Non-exempt
Administrative Assistant I (confidential)	171	UN	Non-exempt
Administrative Assistant II	174	PR	Non-exempt
Administrative Assistant II (confidential)	174	UN	Non-exempt
Assistant Engineer	179	UN	Exempt
Associate Engineer	182	UN	Exempt
Biologist ¹	181	LB	Exempt
Board Secretary/Office Manager	188	UN	Exempt
Budget Officer	186	UN	Exempt
Business Systems Analyst I	179	PR	Exempt
Business Systems Analyst II	181	PR	Exempt
CAD Designer	178	UN	Non-exempt
Chemist	181	LB	Exempt
Chief Financial Officer	192	UN	Exempt
Chief Information Technology Officer	192	UN	Exempt
Collection System Operator I	171	GU	Non-exempt
Collection System Operator II	175	GU	Non-exempt
Collection System Operator III	177	GU	Non-exempt
Compost Operator	174	GU	Non-exempt
Compost Sales Representative	181	PR	Exempt
Compost Worker	170	GU	Non-exempt
Construction Project Inspector	180	UN	Non-exempt
Construction Project Manager - PE	186	PR	Exempt
Contracts Administrator I	177	PR	Exempt
Contracts Administrator II	180	PR	Exempt
Control Systems Analyst I	180	GU	Non-exempt
Control Systems Analyst II	182	GU	Non-exempt
Deputy Manager of Capital Improvement Projects	188	UN	Exempt
Deputy Manager of Construction Management	188	UN	Exempt
Deputy Manager of Engineering	189	UN	Exempt
Deputy Manager of Grants	188	UN	Exempt
Deputy Manager of Human Resources	188	UN	Exempt
Deputy Manager of Integrated Systems Services	188	UN	Exempt
Deputy Manager of Maintenance	188	UN	Exempt
Deputy Manager of Operations	188	UN	Exempt
Deputy Manager of Planning & Environmental Resources	189	UN	Exempt
Deputy Manager of Safety	188	UN	Exempt
Electrical & Instrumentation Technician I	176	GU	Non-exempt

Salary Matrix
Effective April 24, 2017

EXHIBIT 1

CLASSIFICATION TITLE	Salary Range	Unit	FLSA
Electrical & Instrumentation Technician II	179	GU	Non-exempt
Electrical & Instrumentation Technician III	181	GU	Non-exempt
Electrical & Instrumentation Technician III ²	182	GU	Non-exempt
Electrical & Instrumentation Technician IV	182	GU	Non-exempt
Engineering Services Analyst	182	PR	Exempt
Engineering Services Specialist	179	UN	Exempt
Engineering Technician	175	GU	Non-exempt
Environmental Resources Planner I	179	UN	Exempt
Environmental Resources Planner II	182	UN	Exempt
Executive Assistant	178	UN	Exempt
Executive Manager of Engineering/Assistant General Manager	196	EX	Exempt
Executive Manager of External Affairs and Policy Development/AGM	196	EX	Exempt
Executive Manager of Finance & Administration/Assistant General Manager	196	EX	Exempt
Executive Manager of Operations/Assistant General Manager	196	EX	Exempt
External Affairs Analyst	180	UN	Exempt
External Affairs Specialist I	171	UN	Exempt
External Affairs Specialist I (Y-Rated) ³	202	UN	Exempt
External Affairs Specialist II	177	UN	Exempt
Facilities Specialist	177	PR	Exempt
Facilities Specialist - Landscape	177	UN	Exempt
Financial Analyst I	179	PR	Exempt
Financial Analyst II	181	PR	Exempt
General Manager	203	EX	Exempt
GIS Specialist	178	UN	Exempt
Grants Administrator	179	PR	Exempt
Grants Officer	186	UN	Exempt
Human Resources Analyst I	177	UN	Exempt
Human Resources Analyst II	179	UN	Exempt
Human Resources Officer	183	UN	Exempt
Human Resources Technician	171	UN	Non-exempt
HVAC Technician	177	GU	Non-exempt
Industrial Engine Technician I	177	GU	Non-exempt
Industrial Engine Technician II	181	GU	Non-exempt
Information Systems Analyst I	179	PR	Exempt
Information Systems Analyst II	181	PR	Exempt
Intern	001	N/A	Non-exempt
Internal Auditor	179	UN	Exempt
Inventory Resources Coordinator	181	PR	Exempt
Laboratory Assistant	172	LB	Non-exempt
Laboratory Scientist I	177	LB	Non-exempt
Laboratory Scientist II	179	LB	Non-exempt
Maintenance Planner	181	GU	Non-exempt
Maintenance Specialist	201	UN	Exempt

Salary Matrix
Effective April 24, 2017

EXHIBIT 1

CLASSIFICATION TITLE	Salary Range	Unit	FLSA
Manager of Business Information Services	190	UN	Exempt
Manager of Contracts & Procurement	190	UN	Exempt
Manager of Engineering	192	UN	Exempt
Manager of External Affairs	190	UN	Exempt
Manager of Finance & Accounting	190	UN	Exempt
Manager of Grants	190	UN	Exempt
Manager of Human Resources	190	UN	Exempt
Manager of Integrated Systems Services	190	UN	Exempt
Manager of Internal Audit	190	UN	Exempt
Manager of Laboratories	190	UN	Exempt
Manager of Operations & Maintenance	192	UN	Exempt
Manager of Planning & Environmental Resources	192	UN	Exempt
Manager of Regional Compost Authority	190	UN	Exempt
Manager of Technical Services	190	UN	Exempt
Materials Specialist	182	PR	Exempt
Mechanic I	172	GU	Non-exempt
Mechanic I ⁴	173	GU	Non-exempt
Mechanic II	176	GU	Non-exempt
Mechanic III	179	GU	Non-exempt
Mechanic IV	181	GU	Non-exempt
Network Administrator	183	PR	Exempt
Office Assistant (confidential)	166	UN	Non-exempt
Office Assistant	166	GU	Non-exempt
Operations Specialist	179	UN	Exempt
Pretreatment & Source Control Inspector I	174	GU	Non-exempt
Pretreatment & Source Control Inspector II	177	GU	Non-exempt
Principal Accountant	186	UN	Exempt
Procurement Specialist I ⁵	174	PR	Non-exempt
Procurement Specialist II	175	PR	Non-exempt
Project Manager I	184	PR	Exempt
Project Manager II	185	PR	Exempt
Records Specialist	173	GU	Non-exempt
Recycled Water Distribution Operator	179	OP	Non-exempt
Risk Specialist	174	UN	Non-exempt
RW/Groundwater Recharge Systems Maintenance Technician	176	GU	Non-exempt
RW/Groundwater Recharge Operations & Maintenance Specialist	179	UN	Exempt
Safety Analyst	178	UN	Exempt
Safety Officer	183	UN	Exempt
Senior Accountant	179	PR	Exempt
Senior Associate Engineer	184	UN	Exempt
Senior Associate Engineer - PE	185	UN	Exempt
Senior Compost Operations & Maintenance Technician	181	GU	Non-exempt
Senior Construction Project Inspector	182	UN	Exempt

Salary Matrix
Effective April 24, 2017

EXHIBIT 1

CLASSIFICATION TITLE	Salary Range	Unit	FLSA
Senior Engineer	187	PR	Exempt
Senior Environmental Resources Planner	184	UN	Exempt
Senior External Affairs Specialist	180	UN	Exempt
Senior Financial Analyst	183	PR	Exempt
Senior Information Systems Analyst	182	PR	Exempt
Senior Internal Auditor	182	UN	Exempt
Senior Inventory Analyst	182	PR	Exempt
Senior Management Analyst	182	PR	Exempt
Senior Operations Specialist	184	UN	Exempt
Senior Project Manager	187	PR	Exempt
Senior Pretreatment & Source Control Inspector	180	GU	Non-exempt
Senior Wastewater Treatment Plant Operator	181	OP	Non-exempt
Senior Water Plant Operator	181	OP	Non-exempt
Senior Water Resources Analyst	182	PR	Exempt
Systems Administrator	181	PR	Exempt
Technology Specialist I	178	GU	Non-exempt
Technology Specialist II	180	GU	Non-exempt
Technology Specialist III	182	GU	Non-exempt
Warehouse Technician	171	GU	Non-exempt
Wastewater Treatment Plant Operator I	174	OP	Non-exempt
Wastewater Treatment Plant Operator II	176	OP	Non-exempt
Wastewater Treatment Plant Operator III	178	OP	Non-exempt
Wastewater Treatment Plant Operator IV, V	180	OP	Non-exempt
Wastewater Treatment Plant Operator-in-Training	171	OP	Non-exempt
Water Plant Operator I	174	OP	Non-exempt
Water Plant Operator II	176	OP	Non-exempt
Water Plant Operator III	178	OP	Non-exempt
Water Plant Operator IV, V	180	OP	Non-exempt

Notes:

1. Incumbent Biologist in this position prior to 7/1/01 shall be non-exempt.
2. Salary range for incumbent Senior Electrical & Instrumentation Tech employee reclassified to Electrical & Instrumentation Technician III .
3. The Y-Rated salary for this position is reflective of the incumbent in the position effective 11/1/14 formerly classified as CIP Coordinator.
4. Salary range for incumbent Plant Maintenance Technician II employees reclassified to Mechanic I.
5. Incumbent Procurement Specialist I in this position prior to 3/15/15 shall be exempt.

**Unrepresented, Executive, General Unit, Laboratory Unit, Operators' Association,
and Professional Unit Salary Matrix
Effective April 24, 2017**

EXHIBIT 1

Range/Step	Hourly	Bi-Weekly	Monthly	Annually
165				
1	18.1975	1,455.80	3,154.23	37,851
2	18.6524	1,492.19	3,233.08	38,797
3	19.1186	1,529.49	3,313.90	39,767
4	19.5967	1,567.73	3,396.76	40,761
5	20.0865	1,606.92	3,481.66	41,780
6	20.5887	1,647.10	3,568.71	42,825
7	21.1034	1,688.27	3,657.93	43,895
8	21.6310	1,730.48	3,749.37	44,992
9	22.1718	1,773.75	3,843.11	46,117
166				
1	19.1061	1,528.49	3,311.72	39,741
2	19.5837	1,566.69	3,394.50	40,734
3	20.0733	1,605.86	3,479.37	41,752
4	20.5751	1,646.01	3,566.35	42,796
5	21.0895	1,687.16	3,655.51	43,866
6	21.6167	1,729.34	3,746.90	44,963
7	22.1571	1,772.57	3,840.56	46,087
8	22.7110	1,816.88	3,936.58	47,239
9	23.2788	1,862.30	4,034.99	48,420
167				
1	20.0609	1,604.87	3,477.23	41,727
2	20.5624	1,644.99	3,564.15	42,770
3	21.0764	1,686.12	3,653.25	43,839
4	21.6034	1,728.27	3,744.59	44,935
5	22.1435	1,771.48	3,838.20	46,058
6	22.6971	1,815.76	3,934.16	47,210
7	23.2645	1,861.16	4,032.52	48,390
8	23.8462	1,907.69	4,133.33	49,600
9	24.4423	1,955.38	4,236.66	50,840
168				
1	21.0621	1,684.96	3,650.76	43,809
2	21.5886	1,727.09	3,742.02	44,904
3	22.1283	1,770.27	3,835.58	46,027
4	22.6815	1,814.52	3,931.46	47,178
5	23.2485	1,859.88	4,029.74	48,357
6	23.8298	1,906.39	4,130.51	49,566
7	24.4256	1,954.04	4,233.76	50,805
8	25.0362	2,002.89	4,339.61	52,075
9	25.6621	2,052.96	4,448.09	53,377
169				
1	22.1137	1,769.10	3,833.04	45,997
2	22.6666	1,813.33	3,928.87	47,146
3	23.2332	1,858.65	4,027.08	48,325
4	23.8141	1,905.13	4,127.77	49,533

**Unrepresented, Executive, General Unit, Laboratory Unit, Operators' Association,
and Professional Unit Salary Matrix
Effective April 24, 2017**

EXHIBIT 1

Range/Step	Hourly	Bi-Weekly	Monthly	Annually
5	24.4093	1,952.75	4,230.95	50,771
6	25.0197	2,001.57	4,336.74	52,041
7	25.6451	2,051.61	4,445.15	53,342
8	26.2862	2,102.90	4,556.28	54,675
9	26.9433	2,155.47	4,670.18	56,042
170				
1	23.2201	1,857.60	4,024.81	48,298
2	23.8005	1,904.04	4,125.42	49,505
3	24.3955	1,951.64	4,228.55	50,743
4	25.0054	2,000.43	4,334.27	52,011
5	25.6305	2,050.44	4,442.62	53,311
6	26.2713	2,101.70	4,553.69	54,644
7	26.9281	2,154.25	4,667.54	56,010
8	27.6013	2,208.11	4,784.23	57,411
9	28.2914	2,263.31	4,903.84	58,846
171				
1	24.3810	1,950.48	4,226.04	50,712
2	24.9906	1,999.24	4,331.70	51,980
3	25.6153	2,049.22	4,439.98	53,280
4	26.2556	2,100.45	4,550.98	54,612
5	26.9121	2,152.97	4,664.77	55,977
6	27.5849	2,206.79	4,781.38	57,377
7	28.2745	2,261.96	4,900.92	58,811
8	28.9813	2,318.51	5,023.43	60,281
9	29.7059	2,376.47	5,149.02	61,788
172				
1	25.6009	2,048.07	4,437.48	53,250
2	26.2409	2,099.27	4,548.43	54,581
3	26.8970	2,151.76	4,662.14	55,946
4	27.5693	2,205.55	4,778.68	57,344
5	28.2586	2,260.69	4,898.16	58,778
6	28.9651	2,317.21	5,020.62	60,247
7	29.6892	2,375.13	5,146.12	61,753
8	30.4315	2,434.52	5,274.79	63,297
9	31.1922	2,495.38	5,406.65	64,880
173				
1	26.8797	2,150.38	4,659.15	55,910
2	27.5516	2,204.13	4,775.62	57,307
3	28.2405	2,259.24	4,895.02	58,740
4	28.9465	2,315.72	5,017.39	60,209
5	29.6701	2,373.61	5,142.82	61,714
6	30.4118	2,432.95	5,271.39	63,257
7	31.1722	2,493.77	5,403.17	64,838
8	31.9515	2,556.12	5,538.27	66,459
9	32.7503	2,620.03	5,676.72	68,121

**Unrepresented, Executive, General Unit, Laboratory Unit, Operators' Association,
and Professional Unit Salary Matrix**

EXHIBIT 1

Effective April 24, 2017

Range/Step	Hourly	Bi-Weekly	Monthly	Annually
174				
1	28.2215	2,257.72	4,891.73	58,701
2	28.9271	2,314.16	5,014.02	60,168
3	29.6503	2,372.02	5,139.38	61,673
4	30.3916	2,431.33	5,267.88	63,215
5	31.1514	2,492.11	5,399.57	64,795
6	31.9301	2,554.41	5,534.55	66,415
7	32.7284	2,618.27	5,672.92	68,075
8	33.5466	2,683.73	5,814.74	69,777
9	34.3852	2,750.82	5,960.11	71,521
175				
1	29.6308	2,370.46	5,136.00	61,632
2	30.3716	2,429.72	5,264.40	63,173
3	31.1308	2,490.46	5,396.00	64,752
4	31.9091	2,552.73	5,530.91	66,371
5	32.7068	2,616.55	5,669.19	68,030
6	33.5245	2,681.96	5,810.91	69,731
7	34.3626	2,749.01	5,956.19	71,474
8	35.2217	2,817.73	6,105.09	73,261
9	36.1022	2,888.18	6,257.72	75,093
176				
1	31.1115	2,488.92	5,392.66	64,712
2	31.8893	2,551.14	5,527.48	66,330
3	32.6865	2,614.92	5,665.66	67,988
4	33.5036	2,680.29	5,807.29	69,688
5	34.3412	2,747.30	5,952.47	71,430
6	35.1998	2,815.98	6,101.30	73,216
7	36.0797	2,886.38	6,253.82	75,046
8	36.9817	2,958.54	6,410.16	76,922
9	37.9063	3,032.50	6,570.42	78,845
177				
1	32.6678	2,613.43	5,662.42	67,949
2	33.4845	2,678.76	5,803.98	69,648
3	34.3217	2,745.74	5,949.09	71,389
4	35.1798	2,814.38	6,097.82	73,174
5	36.0592	2,884.74	6,250.27	75,003
6	36.9607	2,956.86	6,406.52	76,878
7	37.8848	3,030.78	6,566.69	78,800
8	38.8318	3,106.55	6,730.85	80,770
9	39.8026	3,184.21	6,899.11	82,789
178				
1	34.2999	2,744.00	5,945.32	71,344
2	35.1575	2,812.60	6,093.96	73,128
3	36.0364	2,882.91	6,246.32	74,956
4	36.9374	2,954.99	6,402.47	76,830

**Unrepresented, Executive, General Unit, Laboratory Unit, Operators' Association,
and Professional Unit Salary Matrix**

EXHIBIT 1

Effective April 24, 2017

Range/Step	Hourly	Bi-Weekly	Monthly	Annually
5	37.8608	3,028.86	6,562.53	78,750
6	38.8073	3,104.58	6,726.60	80,719
7	39.7775	3,182.20	6,894.77	82,737
8	40.7719	3,261.75	7,067.14	84,806
9	41.7912	3,343.29	7,243.81	86,926
179				
1	36.0163	2,881.30	6,242.82	74,914
2	36.9167	2,953.33	6,398.89	76,787
3	37.8396	3,027.16	6,558.86	78,706
4	38.7856	3,102.85	6,722.83	80,674
5	39.7552	3,180.42	6,890.91	82,691
6	40.7491	3,259.93	7,063.18	84,758
7	41.7678	3,341.43	7,239.76	86,877
8	42.8120	3,424.96	7,420.75	89,049
9	43.8823	3,510.59	7,606.27	91,275
180				
1	37.8166	3,025.33	6,554.88	78,659
2	38.7621	3,100.97	6,718.77	80,625
3	39.7312	3,178.49	6,886.73	82,641
4	40.7244	3,257.95	7,058.89	84,707
5	41.7425	3,339.40	7,235.36	86,824
6	42.7860	3,422.88	7,416.24	88,995
7	43.8557	3,508.46	7,601.65	91,220
8	44.9521	3,596.17	7,791.70	93,500
9	46.0760	3,686.08	7,986.50	95,838
181				
1	39.7054	3,176.43	6,882.26	82,587
2	40.6981	3,255.84	7,054.33	84,652
3	41.7155	3,337.24	7,230.69	86,768
4	42.7583	3,420.66	7,411.44	88,937
5	43.8273	3,506.19	7,596.74	91,161
6	44.9230	3,593.84	7,786.66	93,440
7	46.0461	3,683.69	7,981.33	95,776
8	47.1972	3,775.78	8,180.85	98,170
9	48.3771	3,870.17	8,385.37	100,624
182				
1	41.6909	3,335.27	7,226.42	86,717
2	42.7331	3,418.65	7,407.08	88,885
3	43.8014	3,504.11	7,592.25	91,107
4	44.8965	3,591.72	7,782.06	93,385
5	46.0189	3,681.51	7,976.61	95,719
6	47.1694	3,773.55	8,176.03	98,112
7	48.3486	3,867.89	8,380.42	100,565
8	49.5574	3,964.59	8,589.94	103,079
9	50.7962	4,063.70	8,804.68	105,656

**Unrepresented, Executive, General Unit, Laboratory Unit, Operators' Association,
and Professional Unit Salary Matrix**

EXHIBIT 1

Effective April 24, 2017

Range/Step	Hourly	Bi-Weekly	Monthly	Annually
183				
1	43.7772	3,502.18	7,588.05	91,057
2	44.8718	3,589.74	7,777.77	93,333
3	45.9936	3,679.48	7,972.22	95,667
4	47.1434	3,771.47	8,171.52	98,058
5	48.3219	3,865.75	8,375.80	100,510
6	49.5300	3,962.40	8,585.19	103,022
7	50.7683	4,061.46	8,799.84	105,598
8	52.0374	4,162.99	9,019.82	108,238
9	53.3384	4,267.07	9,245.33	110,944
184				
1	45.9647	3,677.17	7,967.21	95,607
2	47.1138	3,769.10	8,166.39	97,997
3	48.2916	3,863.33	8,370.55	100,447
4	49.4989	3,959.92	8,579.82	102,958
5	50.7364	4,058.91	8,794.31	105,532
6	52.0048	4,160.38	9,014.16	108,170
7	53.3050	4,264.40	9,239.52	110,874
8	54.6375	4,371.00	9,470.50	113,646
9	56.0036	4,480.28	9,707.28	116,487
185				
1	48.2615	3,860.92	8,365.32	100,384
2	49.4680	3,957.44	8,574.46	102,893
3	50.7046	4,056.37	8,788.80	105,466
4	51.9723	4,157.78	9,008.53	108,102
5	53.2716	4,261.73	9,233.74	110,805
6	54.6034	4,368.27	9,464.59	113,575
7	55.9685	4,477.48	9,701.20	116,414
8	57.3677	4,589.41	9,943.73	119,325
9	58.8019	4,704.15	10,192.33	122,308
186				
1	50.6760	4,054.08	8,783.83	105,406
2	51.9429	4,155.43	9,003.43	108,041
3	53.2414	4,259.31	9,228.51	110,742
4	54.5725	4,365.80	9,459.23	113,511
5	55.9368	4,474.95	9,695.71	116,349
6	57.3353	4,586.82	9,938.11	119,257
7	58.7686	4,701.49	10,186.55	122,239
8	60.2378	4,819.02	10,441.22	125,295
9	61.7438	4,939.50	10,702.26	128,427
187				
1	53.2084	4,256.67	9,222.78	110,673
2	54.5385	4,363.08	9,453.34	113,440
3	55.9020	4,472.16	9,689.67	116,276
4	57.2995	4,583.96	9,931.92	119,183

**Unrepresented, Executive, General Unit, Laboratory Unit, Operators' Association,
and Professional Unit Salary Matrix**

EXHIBIT 1

Effective April 24, 2017

Range/Step	Hourly	Bi-Weekly	Monthly	Annually
5	58.7320	4,698.56	10,180.21	122,163
6	60.2004	4,816.03	10,434.73	125,217
7	61.7053	4,936.43	10,695.59	128,347
8	63.2480	5,059.84	10,962.99	131,556
9	64.8292	5,186.33	11,237.06	134,845
188				
1	55.8669	4,469.35	9,683.59	116,203
2	57.2635	4,581.08	9,925.68	119,108
3	58.6951	4,695.61	10,173.82	122,086
4	60.1624	4,812.99	10,428.15	125,138
5	61.6665	4,933.32	10,688.86	128,266
6	63.2082	5,056.66	10,956.09	131,473
7	64.7884	5,183.08	11,230.00	134,760
8	66.4081	5,312.65	11,510.74	138,129
9	68.0684	5,445.47	11,798.52	141,582
189				
1	58.6599	4,692.79	10,167.72	122,013
2	60.1265	4,810.12	10,421.93	125,063
3	61.6296	4,930.37	10,682.47	128,190
4	63.1704	5,053.63	10,949.53	131,394
5	64.7496	5,179.97	11,223.27	134,679
6	66.3683	5,309.47	11,503.84	138,046
7	68.0275	5,442.20	11,791.44	141,497
8	69.7283	5,578.26	12,086.24	145,035
9	71.4715	5,717.72	12,388.40	148,661
190				
1	61.5919	4,927.35	10,675.93	128,111
2	63.1317	5,050.54	10,942.83	131,314
3	64.7100	5,176.80	11,216.40	134,597
4	66.3277	5,306.22	11,496.80	137,962
5	67.9860	5,438.88	11,784.23	141,411
6	69.6856	5,574.84	12,078.83	144,946
7	71.4277	5,714.22	12,380.80	148,570
8	73.2134	5,857.07	12,690.33	152,284
9	75.0437	6,003.50	13,007.58	156,091
191				
1	64.6711	5,173.69	11,209.65	134,516
2	66.2878	5,303.03	11,489.89	137,879
3	67.9450	5,435.60	11,777.14	141,326
4	69.6437	5,571.49	12,071.57	144,859
5	71.3847	5,710.78	12,373.35	148,480
6	73.1694	5,853.55	12,682.70	152,192
7	74.9986	5,999.89	12,999.76	155,997
8	76.8736	6,149.89	13,324.76	159,897
9	78.7955	6,303.64	13,657.88	163,895

**Unrepresented, Executive, General Unit, Laboratory Unit, Operators' Association,
and Professional Unit Salary Matrix**

EXHIBIT 1

Effective April 24, 2017

Range/Step	Hourly	Bi-Weekly	Monthly	Annually
192				
1	67.9059	5,432.47	11,770.35	141,244
2	69.6036	5,568.29	12,064.62	144,775
3	71.3437	5,707.50	12,366.24	148,395
4	73.1272	5,850.18	12,675.38	152,105
5	74.9555	5,996.44	12,992.28	155,907
6	76.8293	6,146.34	13,317.07	159,805
7	78.7501	6,300.01	13,650.01	163,800
8	80.7187	6,457.50	13,991.25	167,895
9	82.7368	6,618.94	14,341.04	172,093
193				
1	71.3006	5,704.05	12,358.77	148,305
2	73.0831	5,846.64	12,667.73	152,013
3	74.9102	5,992.81	12,984.43	155,813
4	76.7829	6,142.63	13,309.03	159,708
5	78.7025	6,296.20	13,641.77	163,701
6	80.6700	6,453.60	13,982.81	167,794
7	82.6868	6,614.94	14,332.38	171,989
8	84.7540	6,780.32	14,690.69	176,288
9	86.8728	6,949.83	15,057.96	180,696
194				
1	74.8677	5,989.42	12,977.07	155,725
2	76.7394	6,139.15	13,301.50	159,618
3	78.6579	6,292.63	13,634.03	163,608
4	80.6243	6,449.94	13,974.88	167,699
5	82.6400	6,611.20	14,324.26	171,891
6	84.7060	6,776.48	14,682.37	176,188
7	86.8236	6,945.89	15,049.42	180,593
8	88.9942	7,119.53	15,425.66	185,108
9	91.2190	7,297.52	15,811.30	189,736
195				
1	78.6115	6,288.92	13,625.99	163,512
2	80.5767	6,446.14	13,966.64	167,600
3	82.5913	6,607.30	14,315.82	171,790
4	84.6560	6,772.48	14,673.70	176,084
5	86.7724	6,941.79	15,040.55	180,487
6	88.9417	7,115.34	15,416.57	184,999
7	91.1653	7,293.22	15,801.98	189,624
8	93.4444	7,475.55	16,197.03	194,364
9	95.7805	7,662.44	16,601.96	199,224
196				
1	82.5404	6,603.23	14,307.01	171,684
2	84.6040	6,768.32	14,664.69	175,976
3	86.7190	6,937.52	15,031.30	180,376
4	88.8870	7,110.96	15,407.09	184,885

**Unrepresented, Executive, General Unit, Laboratory Unit, Operators' Association,
and Professional Unit Salary Matrix**

EXHIBIT 1

Effective April 24, 2017

Range/Step	Hourly	Bi-Weekly	Monthly	Annually
5	91.1091	7,288.73	15,792.25	189,507
6	93.3869	7,470.96	16,187.07	194,245
7	95.7216	7,657.73	16,591.74	199,101
8	98.1146	7,849.16	17,006.52	204,078
9	100.5674	8,045.39	17,431.69	209,180
197				
1	86.6670	6,933.36	15,022.28	180,267
2	88.8336	7,106.69	15,397.83	184,774
3	91.0545	7,284.36	15,782.78	189,393
4	93.3309	7,466.47	16,177.35	194,128
5	95.6641	7,653.13	16,581.78	198,981
6	98.0558	7,844.46	16,996.34	203,956
7	100.5072	8,040.58	17,421.25	209,055
8	103.0199	8,241.59	17,856.78	214,281
9	105.5953	8,447.63	18,303.19	219,638
198				
1	90.9997	7,279.98	15,773.29	189,279
2	93.2747	7,461.97	16,167.61	194,011
3	95.6066	7,648.52	16,571.80	198,862
4	97.9968	7,839.74	16,986.10	203,833
5	100.4466	8,035.73	17,410.75	208,929
6	102.9578	8,236.63	17,846.02	214,152
7	105.5318	8,442.54	18,292.18	219,506
8	108.1701	8,653.61	18,749.48	224,994
9	110.8743	8,869.95	19,218.21	230,619
199				
1	97.8269	7,826.15	16,956.67	203,480
2	100.2726	8,021.80	17,380.58	208,567
3	102.7794	8,222.35	17,815.09	213,781
4	105.3489	8,427.91	18,260.47	219,126
5	107.9827	8,638.61	18,716.99	224,604
6	110.6822	8,854.58	19,184.92	230,219
7	113.4493	9,075.94	19,664.54	235,974
8	116.2855	9,302.84	20,156.15	241,874
9	119.1926	9,535.41	20,660.05	247,921
200				
1	105.1631	8,413.04	18,228.26	218,739
2	107.7922	8,623.37	18,683.97	224,208
3	110.4870	8,838.96	19,151.08	229,813
4	113.2492	9,059.93	19,629.85	235,558
5	116.0804	9,286.43	20,120.60	241,447
6	118.9824	9,518.59	20,623.61	247,483
7	121.9570	9,756.56	21,139.21	253,671
8	125.0059	10,000.47	21,667.69	260,012
9	128.1310	10,250.48	22,209.37	266,512

**Unrepresented, Executive, General Unit, Laboratory Unit, Operators' Association,
and Professional Unit Salary Matrix**

EXHIBIT 1

Effective April 24, 2017

Range/Step	Hourly	Bi-Weekly	Monthly	Annually
201				
1	55.6958	4,455.66	9,653.94	115,847
202				
1	42.9806	3,438.45	7,449.97	89,400
203				
1	139.8935	11,191.48	24,248.20	290,978
001				
1	11.0000			
2	12.0000			
3	13.0000			
4	14.0000			
5	15.0000			
6	16.0000			


**ACTION
ITEM**


4B


Date: May 17, 2017

To: The Honorable Board of Directors

Through: Engineering, Operations, and Water Resources Committee (5/10/17)
Finance and Administration Committee (5/10/17)

From: P. Joseph Grindstaff 
General Manager

Submitted by: Chris Berch 
Executive Manager of Engineering/Assistant General Manager

Shaun J. Stone 
Manager of Engineering

Subject: RP-5 Expansion Consultant Contract Amendment

RECOMMENDATION

It is recommended that the Board of Directors:

1. Approve a consulting engineering services contract amendment for the design of the RP-5 Liquids Expansion and Solids Treatment Facility, Project Nos. EN19001 and EN19006, to Parsons Water & Infrastructure, Inc. for the not-to-exceed amount of \$17,993,680; and
2. Authorize the General Manager to execute the consulting engineering services contract amendment.

BACKGROUND

On January 20, 2016, IEUA Board of Directors approved the consulting engineering services contract award for the RP-1/RP-5 Expansion Preliminary Design Report (PDR) to Parsons Water & Infrastructure Inc. (Parsons) for the not-to-exceed amount of \$2,431,598. The major objectives for the PDR included evaluating the requirements for the RP-1 Liquids and Solids Capacity Recovery, RP-5 Liquids Expansion, and RP-5 Solids Treatment Facility. IEUA and the Parsons project team promptly began working on the PDR, which resulted in three Board Workshops conducted in May 2016, October 2016, and February 2017. Additionally, the project team provided updates to the Engineering, Operations, and Biosolids Management Committee in April 2016, August 2016, and November 2016 and conducted multiple staff workshops over the 14-month preliminary project phase. Based upon the collaborative efforts of the Board of Directors,

Agency staff, and Parsons project team throughout the development of the PDR, the RP-1/RP-5 Expansion Preliminary Design Report was completed and approved on March 19, 2017.

Based upon the major recommendations of the PDR, the RP-5 Liquids Expansion, Project No. EN19001, is recommended to consist of the following major items:

- Expanded Influent Pump Station.
- Headworks improvements including: bar screens, vortex grit chamber, fine screens for Membrane Bio Reactor (MBR), and a screenings/grit building.
- Two primary clarifiers and four new primary clarifier covers.
- Improvements to the existing aeration basin including new aeration diffusers, mixed liquor pumps, and air headers.
- Demolish two secondary clarifiers and construct a 30 million gallons per day (MGD) MBR system for improved water quality.
- UV disinfection system for improved water quality.
- Centralized odor control system for solids and liquids to meet the objectives of the IEUA's Business Goals.
- Emergency overflow and storm water system.
- New Mountain Avenue Lift Station and modify the City of Chino Hills Butterfield Ranch Pump Station.

The RP-5 Solids Treatment Facility, Project No. EN19006, is recommended to consist of the following:

- Rotary drum thickening building for primary and secondary solids thickening.
- Phased digestion including acid phase digesters, methane digesters, and digested sludge storage.
- Provide digested sludge storage.
- Centrifuge dewatering building, biosolids cake storage, and centrate equalization.
- Digester gas treatment, digester gas flaring, and emissions control systems for the existing Renewable Energy Efficiency Project (REEP) engines.
- Food waste receiving station and digestate transfer pump station at RP-5 Solids Handling Facility.

The project costs for the RP-5 Liquids Expansion and RP-5 Solids Treatment Facility are approximately \$160,000,000 and \$165,000,000, respectively, with a total estimated project cost of \$325,000,000.

Throughout the development of the PDR, Parsons has performed extremely well in meeting project milestones and has fostered a cohesive project team. The Parsons project team has worked diligently to complete the PDR in an extremely tight schedule of 14 months to ensure the project can continue through design, construction, and full operational start-up before the completion of the raising of the Prado Dam Spillway in early 2023. They have conducted multiple staff workshops and compiled three different series of technical memoranda packages as part of the creation of the PDR, always meeting or exceeding staff's expectations. Additionally, Parsons has

maintained the contract budget for the project only requiring two minor contract amendments amounting to a total of \$55,989 for additional work requested by IEUA.

During the contract award of the PDR, staff discussed with the Board of Directors the intention of amending Parsons' contract to complete the RP-5 Expansion design if Parsons performed well as the design consultant for the PDR. As noted, Parsons has performed extremely well in the development of the PDR and has been an outstanding partner on this challenging project. Therefore, staff believes that it is in the best interest of IEUA to amend the existing contract with Parsons to complete the final design. As a design consultant, Parsons has an intrinsic knowledge of the PDR, an established and committed project team, a successful project history, and does not have to go through a project "learning curve" as another consultant would.

On January 12, 2017, IEUA staff issued a Request for Proposal (RFP) to Parsons for consulting engineering services for the design of the RP-5 Liquids Expansion and Solids Treatment Facility as an amendment to their existing contract for the RP-1 and RP-5 Expansion PDR. On March 9, 2017, IEUA received an excellent proposal from Parsons, meeting all the requirements and requested scope of work as detailed in the RFP. The Parsons' fee proposal envelope was opened and a fee of \$21,289,859 was presented. This fee was higher than anticipated. IEUA and Parsons entered negotiations to decrease the fee for the requested scope of work. Multiple productive meetings and teleconferences were conducted to collaboratively reach a plan to reduce the overall fee estimate. This plan focused on the following key points:

- Maintain all major scope items as described in the PDR.
- Deferment of project components not immediately required.
- Streamline project management and meetings to reduce cost.
- Parsons to provide a discount of their hourly rates.

With this strategy, the Parsons' fee proposal was reduced to \$17.99M, a reduction of \$3.30M or 15.5% of the original fee proposal. Additionally, representatives from all the member agencies were invited to review Parsons' proposal.

During the February Committee meetings, IEUA staff discussed a validation methodology to verify fee negotiations. Staff completed a survey of the scopes of work and the design costs from the recent comparable plant expansions in California, which included:

- City of Riverside's Water Quality Control Plant Expansion
- City of Visalia's Water Conservation Plant Improvements
- Eastern Municipal Water District's Temecula Valley Regional Water Reclamation Facility Expansion
- Elsinore Valley Municipal Water District's Regional Water Reclamation Facility Expansion
- Fresno Yosemite International Airport's Recycled Water Facility
- Irvine Ranch Water District's Michelson Water Reclamation Plant Expansion (Liquids and Solids)
- Western Municipal Water District's Treatment Plant Expansion

This survey covered major designs from Albert A. Webb Associates, Black & Veatch, CDM Smith, CH2M, HDR, and Parsons conducted between 2006 and 2017. To normalize each of the

expansions for comparison, IEUA staff analyzed two common industry metrics: the cost per design sheet (adjusted for inflation) and the total design cost versus construction cost (as a percentage). The results of the survey are shown in the table on the following page:

Table 1: Parsons' Fee Comparison to Survey Average

Firm	Cost Per Sheet	% of Construction
Survey Average	\$13,652	8.2%
Parsons	\$11,723	7.4%

Additionally, to remain consistent with the above approach, it is staff's intention to amend Parsons' contract at the conclusion of the final design to include engineering services during construction, an estimated amendment value of \$5,500,000 to \$8,000,000, contingent upon excellent performance throughout the final design.

The RP-5 Liquids Expansion and Solids Treatment Facility projects are consistent with *IEUA's Business Goal of Wastewater Management* specifically the Water Quality objective that IEUA will ensure that systems are planned, constructed, and managed to protect public health, the environment, and meet anticipated regulatory requirements.

PRIOR BOARD ACTION

On January 20, 2016, the Board of Directors approved the consulting engineering services contract award for the RP-1/RP-5 Expansion PDR to Parsons Water & Infrastructure Inc. for the not-to-exceed amount of \$2,431,598.

IMPACT ON BUDGET

The approved TYCIP budgets for Project No. EN19001, RP-5 Liquids Treatment Expansion, and Project No. EN19006, RP-5 Solids Treatment Facility, are \$125,000,000 and \$136,000,000, respectively. With the recommendations provided in the PDR, the total project budget for the RP-5 Liquids Treatment Expansion will increase to \$160,000,000 in the FY 2017/2018 TYCIP. In addition, the total project budget for the RP-5 Solids Treatment Facility will increase to \$165,000,000 in the FY 2017/18 TYCIP. Parsons' design fee is within the estimates created for these budgets.

Attachments:

1. Consultant Contract
<https://dl.dropbox.com/s/jcka1sp2eu8a28d/17122%20Attachment%20No.%201%20RP-5%20Expansion%20Design%20Contract%20Amendment%205-2017.pdf?dl=0>
2. Consultant Contract Amendment
<https://dl.dropbox.com/s/s4edmhj7s4lfhee/17122%20Attachment%20No.%202%20RP-5%20Expansion%20Design%20Contract%20Amendment%205-2017.pdf?dl=0>

PJG:CB:SS:jm

RP-5 Liquids Expansion and Solids Treatment Facility Consultant Contract Amendment Project Nos. EN19001 and EN19006

Board Meeting



Project Location



Project Background

- Objective to create standardization for all facility expansions
- Wastewater Facilities Master Plan (2015)
- Preliminary Design Report (PDR) started January 2016
 - 40+ project meetings, staff workshops, Committee updates, and Board workshops
- PDR completed in March 2017



Project Scope



RP-5 Liquids Expansion and Solids Facility

Membrane Bio-Reactor



Ultraviolet Disinfection



Rotary Drum Thickening



Phased Digestion



Centrifuge Dewatering



Amendment Negotiations

- Request for Proposal (RFP) for amendment issued to Parsons on: January 12, 2017
- Proposal received from Parsons on: March 9, 2017

Original Fee Proposal
\$21.29M

- Negotiations conducted from March 10th through April 7th
 - Streamlining of project management
 - Deferment of project components not immediately required
 - All major scope items maintained as described in PDR
 - Discount of Parsons' Fee

Revised Fee Proposal
\$17.99M

- Reduction of fee of \$3.30M (15.5%)

Recent Major Expansion Cost Analysis

- Agencies Surveyed: City of Riverside, City of Visalia, Eastern Municipal Water District, Elsinore Valley Municipal Water District, Fresno Airport, Irvine Ranch Water District, and Western Municipal Water District
- Design Firms Surveyed: A.A. Webb, Black & Veatch, CDM, CH2M, HDR, & Parsons

Parsons' Fee Comparison to Survey Average

Firm	Cost Per Sheet ¹	Design as % of Const.
Survey Average	\$13,652	8.2%
Parsons	\$11,723	7.4%

¹ Adjusted for Inflation

Project Budget and Schedule

Description	Estimated Cost
Project Development	\$9,200
Consultant Engineer	\$17,993,680
IEUA Design Support Services (4%)	\$10,760,000
Construction Services (8%)	\$21,520,000
Construction (with 30% Contingency)	\$269,000,000
Total Project Cost:	\$319,282,880
Total Project Budget:	\$325,000,000*

* Total Budget for EN19001 & EN19006 as included in FY 2017/2018 TYCIP

Milestone	Date
Consultant Contract Amendment	May 2017
Design Completion	June 2019
Construction Contract Award	December 2019
Construction Completion	December 2022

Recommendation

- Approve the consultant contract amendment for the design of the RP-5 Liquids Expansion and Solids Treatment Facility, Project Nos. EN19001 and EN19006, to Parsons Water & Infrastructure, Inc. for the not-to-exceed amount of \$17,993,680; and
- Authorize the General Manager to execute the consultant engineering services contract amendment.

The RP-5 Liquids Expansion and Solids Treatment Facility Projects are consistent with the **IEUA's Business Goal of Wastewater Management** specifically the Water Quality objective that IEUA will ensure that systems are planned, constructed, and managed to protect public health, the environment, and meet anticipated regulatory requirements.


**INFORMATION
ITEM**


5A


Date: May 17, 2017

To: The Honorable Board of Directors

Through: Finance and Administration Committee (5/10/17)

From:  P. Joseph Grindstaff
General Manager

Submitted by:  Christina Valencia
Chief Financial Officer/Assistant General Manager

 Javier Chagoyen-Lazaro
Manager of Finance and Accounting

Subject: Review of Proposed Biennial Budget for Fiscal Years 2017/18 and 2018/19 for Administrative Services, Water Resources, and Non-Reclaimable Wastewater Funds

RECOMMENDATION

This is an information item for the Board of Directors to review and provide comments.

BACKGROUND

A review of the proposed biennial budget for Fiscal Years (FYs) 2017/18 and 2018/19 for Regional Wastewater, Recycled Water, and Recharge Water Funds and the Ten Year Capital Improvement Plan (TYCIP) was presented to the Board of Directors on April 19, the Regional Technical Committee on April 27 and the Regional Policy Committee on May 4, 2017.

This review is on the proposed biennial budget for the Administrative Service, Water Resources, and Non-Reclaimable Wastewater funds. Key areas of focus over the next two years are as follows:

- **Succession planning** – Over 30 percent of the Agency's workforce is eligible for retirement over the next five years. Essential to the transfer of knowledge and expertise to the next generation of employees is timely recruitment. Included in the proposed biennial budget is the set-up of an estimated ten-full time equivalent (FTE) succession planning pool for recruitment of critical positions throughout the Agency;

- **Manage Reserves** – Continue to receive transfer support from the agency’s program to sustain regional water resources initiatives (such as Santa Ana River Conservation and Conjunctive Use Program (SARCCUP), Integrated Resources Plan (IRP) Phase II drought resiliency projects) not fully funded by the adopted rates;
- **Optimize low interest debt** – Continue to secure low cost financing to finance capital expansion and improvement of Agency’s facilities to meet anticipated growth and increased service demands; and
- **Transparency** – Continue to provide a platform for transparent communication and timely reporting.

FYs 2017/18 and 2018/19 Key Budget Assumptions

The proposed biennial budget for FYs 2017/18 and 2018/19 provides a five-year projection in expenditures, and revenues. The major assumptions for the proposed biennial budget for the Administrative Service, Water Resources, and Non-Reclaimable Wastewater funds includes: increased employment cost to support succession planning and higher pension costs due to a reduction in the CalPERS discount rate, and 3.5 percent cost of living adjustment partially offset by employee’s pick up of an additional 1 percent of the employer paid member contribution (EPMC). Also includes is an adjustment of 3 percent on operations and maintenance (O&M) costs. There is no change in the allocation of property taxes amongst the various funds as approved by the Board in 2015. An estimated 3 percent increase in property tax receipts is assumed for each year. Revenues in the Water Resource fund are based on the multi-year rates and fees adopted in June 2016 (see Appendix Table A3). The key assumptions are summarized on Appendix Table A2.

Administrative Service Fund

The Administrative Services fund accounts for total employment costs and agency-wide expenses, such as; general and administrative contract services, including legal, external auditing, landscaping, janitorial, computer hardware and applications support. The majority of these operations and maintenance (O&M) costs are allocated to other Agency funds, the Inland Empire Regional Composting Authority (IERCA) and Chino Basin Desalter Authority (CDA). The IERCA composter and CDA Desalter 1 facilities are operated by Agency staff.

The Administrative Services fund also accounts for agency-wide capital acquisitions such as computers, printers, copiers and pooled vehicles. Capital expenditures are primarily supported by inter-fund transfers (contributions) from the Regional Wastewater Capital, Regional Wastewater Operations & Maintenance, and Recycled Water funds and wastewater connection fees.

Expenses and Other Uses of Funds

The total net operating and capital budget for FYs 2017/18 and 2018/19 are \$3.9 million and \$4.1 million, respectively (Table 1).

Table 1: Expenses and Other Uses of Funds- Administrative Services Fund

Major Uses of Funds (\$Millions)	FY 2017/18	FY 2018/19	Key Assumptions
Gross Operating Expenses	\$62.3	\$63.7	Includes employment, professional fees & services, materials supplies, and project costs
Capital Improvement Plan (CIP)	2.4	0.9	Projects summarized in Table 3.
Allocation	(58.8)	(61.0)	Estimated 96% of total expenses in the Administrative Services fund are supported by other funds through allocation
Total	\$5.9	\$3.6	

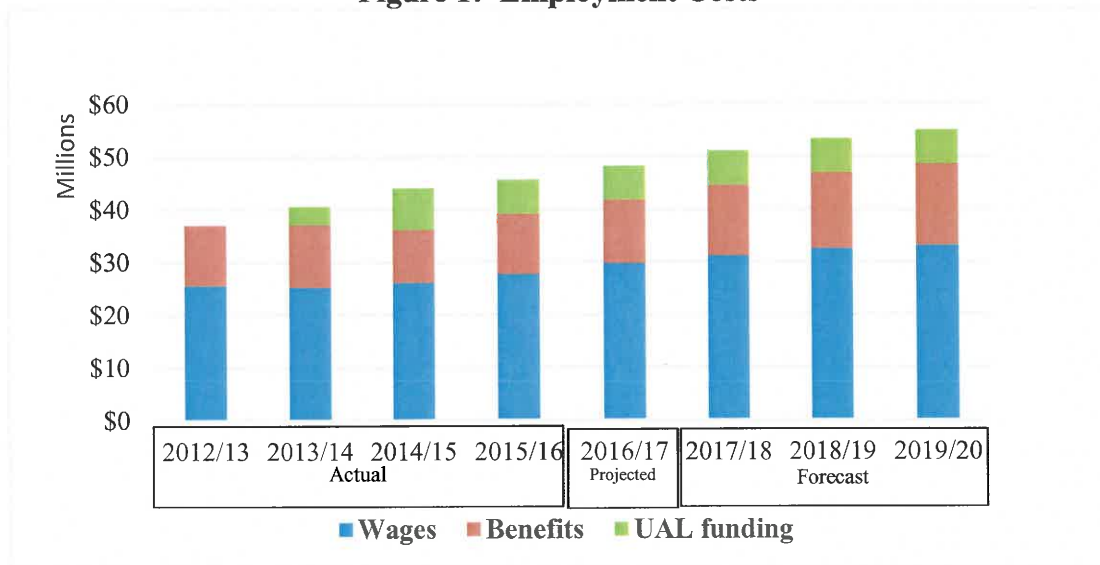
Employment Costs

Total employment costs for FY 2017/18 are projected to be \$51.1 million, 7% or \$3.2 million higher compare to projected for FY 2016/17, as shown in Figure 1. Included in the proposed FY 2017/18 employment budget is a cost of living adjustment (COLA) of 3.5 percent partially offset by the final 1 percent employee pick up of employer paid member contribution (EPMC). The EPMC is the employee’s contribution portion paid to CalPERS to support future retirement benefits. Effective July 1, 2018, all employees will be paying 100% of the EPMC previously paid by the Agency. Fiscal Year 2017/18 is the final year of the five-year Memorandums of Understanding (MOUs) negotiated with the various employee bargaining units in 2013. The proposed employment budget of \$53.4 million for FY 2018/19 includes and estimated COLA 2 percent for wages and 7 percent in benefits reflecting the estimated increases in CalPERS rates.

Over the next 5 years, approximately 30 percent of the current workforce is eligible for retirement. The proposed staffing plan for FYs 2017/18 and 2018/19 includes a succession planning pool of ten positions to support timely recruitment of critical positions across the organization. There is no change in the 290 FTE level currently authorized. Included in the 290 FTE staffing level is the reclassification of vacant positions, subject to Board approval, to more effectively support the areas of technology, finance, grants administration, and enhancement of the Agency’s safety program.

Employment cost also includes \$6.5 million for each fiscal year in contributions toward the unfunded liabilities for CalPERS retirement and other post-employment benefits.

Figure 1: Employment Costs



UAL- unfunded accrued liability

Approximately 96 percent of total operations and maintenance (O&M) costs (\$51 million in employment expense and \$7.8 million O&M expenses) from the Administrative Services fund are allocated to other Agency funds based on resource and service requirements. As shown on Table 2.

Table 2: FY 2017/18 Total Cost Allocation (excludes projects)

Fund	Dollar \$ in Millions	Percentage
Regional Wastewater Capital	\$7.5	12.3%
Regional Wastewater Operations	32.5	53.2%
Recycled Water	6.4	10.4%
Non-Reclaimable Wastewater	3.0	4.8%
Water Resources	3.2	5.2%
Recharge Water	0.8	1.3%
Inland Empire Regional Compost Authority	3.8	6.3%
Chino Basin Desalter Authority	1.6	2.6%
Total	\$58.8	96.1%

Over the next two years, projects in the Administrative Services fund account for \$3.3 million, or roughly 40 percent of the \$7.5 million planned for the next 10 years. A summary of the major capital projects budgeted in the Administrative Services fund is provided in Table 3.

Table 3: Major Projects – Administrative Services Fund

Major Capital Projects (\$Millions)	FY 2017/18	FY 2018/19	FY 2019/20 to FY 2021/22	TYCIP Total
Agency-wide Vehicle Replacement	\$0.5	\$0.5	\$0.8	\$2.6
SAP Roadmap & Strategy Enhancements	0.2	0.3	0.9	2.5
Conference Rooms Audio Visual Upgrades	0.4	0.0	0.0	0.4
RP-1 Training Room	0.4	0.0	0.0	0.4
BizNet Network Infrastructure Replacement Project	0.3	0.0	0.0	0.3
All Other Capital Projects	0.6	0.1	0.6	1.3
Total	\$2.4	\$0.9	\$2.3	\$7.5

The funding sources for the projects in the Administrative Services fund are primarily inter-fund transfers from the Regional Wastewater Capital, Recycled Water and Non-Reclaimable Wastewater funds, and wastewater and water connections fees as shown in Table 4 – Revenue & Other Funding Sources.

Revenue and Other Sources of Funds

Total funding sources for the Administrative Services fund are projected to be \$7.1 million in FY 2017/18 and \$4.7 million in FY 2018/19 as summarized in Table 4. These funding sources support O&M costs net of the allocation to other Agency funds reported in Table 1.

Table 4 Major Revenues & Other Funding Sources - Administrative Services Fund

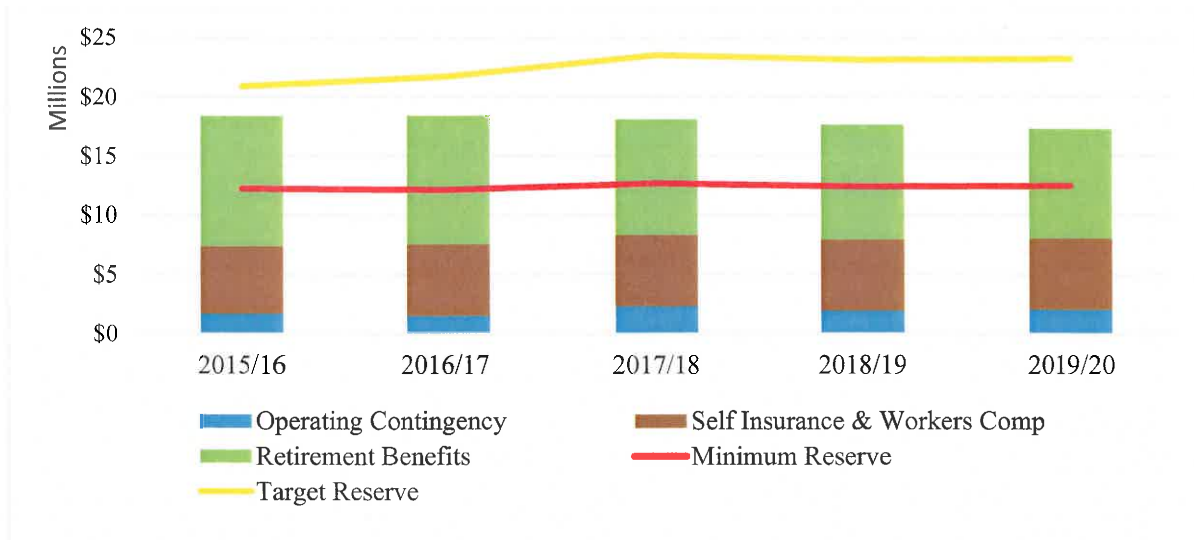
Major Funding Sources (\$Millions)	FY 2017/18	FY 2018/19	Key Assumptions
Property Tax	\$2.0	\$2.0	Effective 2015, the allocation is fixed at \$2 million per year

Major Funding Sources (\$Millions)	FY 2017/18	FY 2018/19	Key Assumptions
Project Cost Support	2.1	0.7	Inter-fund transfers from the Regional Wastewater Capital, Recycled Water, and Non-Reclaimable Wastewater funds
Connection Fees & Interest Income	1.5	0.5	Wastewater and water connections fees and interest earned on fund reserve balance
Total	\$7.1	\$4.7	

Reserve Balance

The ending fund balance for FYs 2017/18 and 2018/19 is estimated at \$18.1 million and \$17.6 million as reported in Figure 2. Reserves support the Agency’s self-insurance programs, employee retirement obligations, including pension and other post-employment benefits (OPEB), and the operating contingency as mandated by bond covenants.

Figure 2: Reserve Balance by Type - Administrative Services Fund



Water Resources Program

The Water Resources fund records costs and revenues associated with providing regional water resources and water use efficiency programs. These programs include management and distribution of imported water supplies, development, and implementation of regional water use efficiency initiatives, water resource planning, and support for regional water supply programs including recycled water, groundwater recharge, and storm water management. Rates and fees for the Water Resources were restructured starting in FY 2016/17 to more equitably recover program costs.

Expenses and Other Uses of Funds

Total expenses and other uses of funds for the Water Resources fund are projected at \$46.0 million and \$50.3 million for FYs 2017/18 and 2018/19 as summarized in Table 5.

Table 5: Major Expenses and Other Uses of Funds - Water Resources Fund

Major Uses of Funds (\$Millions)	FY 2017/18	FY 2018/19	Key Assumptions
Program Cost	\$3.0	\$3.2	Agency's employment, materials supplies, professional fees, utilities and other operating costs.
Projects	5.8	8.1	Major projects summarized in Table 8
Readiness to Serve (RTS) Fees	3.0	3.0	MWD Readiness to Serve fees net of property tax assessments
MWD Water Purchases	34.2	36.0	Based on 50,000 AF per year and MWD projected Tier 1 rates; \$695/AF FY 2018 and \$738/AF FY 2019.
Total	\$46.0	\$50.3	

MWD Potable Imported Water Purchases

FYs 2017/18 and 2018/19 pass through purchases of MWD imported deliveries are projected at \$34.2 million and \$36.0 million, respectively, based on deliveries of 50,000 AF per year.

Projects

A total of \$52.5 million in project costs are proposed over the next ten years, projects in the Water Resources fund are primarily driven by Santa Ana River Conservation and Conjunctive Use Program (SARCCUP), approximately 62 percent of the total project. Water Use Efficiency programs, Local Supply Resilience projects and the Integrated Water Resource Plan are other major projects, which includes: water planning documents, water bank projects, residential retrofit program, education and outreach, and water smart programs. Total projects of \$5.8 million are projected in FY 2017/18 and \$8.1 million in FY 2018/19 as summarized in Table 6.

Table 6: Major Projects - Water Resources Fund

Major Projects (\$ Millions)	FY 2017/18	FY 2018/19	FY 2019/20 to FY 2021/22	TYCIP Total
Santa Ana River Conservation and Conjunctive Use Program (SARCCUP)	\$3.0	\$6.0	\$23.5	\$32.5
Water Use Efficiency and Reliability Programs	1.0	1.0	3.0	10.0
Water Bank	0.6	0.2	0.2	1.0
Water Resources Planning Documents	0.6	0.3	0.3	2.0
Local Supply Resilience Projects	0.3	0.1	0.3	1.2
All other projects	0.3	0.5	1.8	5.8
Total Projects	\$5.8	\$8.1	\$29.1	\$52.5

Revenues and Other Sources of Funds

The Water Resources program has budgeted total revenues and other funding sources of \$44.8 million and \$50.2 million for FYs 2017/18 and 2018/19, respectively. Included in total revenues are the pass-through sales of MWD imported water, monthly meter equivalent unit (MEU) charges, partial recovery of MWD RTS fees, property tax receipts, grants and reimbursements for the projects, water connection fee transfers from the Recycled Water fund, and interest income (Table 7).

Table 7: Major Revenues & Funding Sources - Water Resources Fund

Major Funding Sources (\$ Millions)	2017/18	2018/19	Key Assumptions
MWD Water Sales	\$34.2	\$36.0	Based on 50,000 AF per year and MWD projected Tier 1 rates; \$695/AF FY 2018 and \$738/AF FY 2019.
Meter Equivalent Unit (MEU) monthly charges	4.4	4.6	Support program costs, including regional water use efficiency programs. Based on 388,625 MEUs per month in FY 2017/18.
MWD RTS Fees Pass Through	0.9	1.4	Assumes recovery of 30 percent (2018) and 45 percent (2019) based on approved 7-year phase-in.
Property Tax Receipts	\$2.4	\$2.9	Support RTS fees not recovered by pass through charges and program costs.

Major Funding Sources (\$ Millions)	2017/18	2018/19	Key Assumptions
Grants/Rebates	2.2	4.4	Continue to leverage grants to support water use efficiency projects.
Connection Fees	0.3	0.4	Transfer of water connections from the Recycled Water fund to support water use efficiency projects.
Other	0.4	0.5	Interest and other reimbursements.
Total	\$44.8	\$50.2	

Imported Water Rates

On June 15, 2016, changes in the imported water rate structure were adopted to more sustainably support the Water Resources program costs and provide for a more equitable recovery of these costs. Some of the significant changes included:

- Monthly meter equivalent unit (MEU) charges to support program costs based on meter size consistent with member water agencies structure.
- Removal of direct costs associated with the Santa Ana River Conservation and Conjunctive Use Program (SARCCUP), Integrated Water Resources Plan (IRP) Phase II projects, and purchases of supplemental water supplies from program costs to be supported by the MEU charges. The intended primary funded sources include grants, contributions and property taxes.
- Seven-year phased implementation of the MWD readiness-to-serve (RTS) ten year rolling average (TYRA) direct charge to member agencies.
- Use of property taxes to support the RTS TYRA fees not recovered through direct charges during the seven-year implementation period.
- Forgiveness of \$4.3 million inter-fund loan from the Administrative Services fund issued in FY 2015/16 to support expansion of drought related conservation programs.
- Allocation of property tax receipts to the Water Resources fund in excess of \$13.7 million from the Regional Wastewater Operations and Maintenance, Recycled Water and Administration funds.

Review of Proposed Biennial Budget for FYs 2017/18 and 2018/19 Administrative Services, Water Resources, and Non-Reclaimable Wastewater Funds

May 17, 2017

Page 10 of 25

The significant changes reflected in the current rates are summarized in Table 8.

Table 8: Adopted Multi-Year Water Rates

	FY 2016/17	FY 2017/18	FY 2018/19	FY 2019/20	FY 2020/21	FY 2021/22	FY 2022/23
RTS Recovery	15% ~\$7.82	30% ~\$14.58	45% ~\$22.47	60% ~\$31.63	75% ~\$42.73	90% ~\$53.93	100% ~\$61.38
Meter Equivalent Units (MEU)	\$0.90	\$0.95	\$0.99	\$1.04	Adjustments based on CPI		

Property Tax

Starting in FY 2014/15, a portion of property taxes was re-allocated from the Administrative Services fund to the Water Resources fund to support program costs not covered by existing rates and charges. In addition to the \$5.8 million of property tax reallocated to date (\$1.5 million in FY 2014/15 and \$4.3 million in FY 2015/16), beginning in FY 2016/17, the Board approved re-allocation of property tax receipts from the Regional Wastewater Operations and Maintenance, Recycled Water and Administration Service funds in excess of \$13.7 million to the Water Resources fund. Property taxes in the Water Resources fund will support the seven-year phased implementation of the RTS and regional water resources initiatives not supported by the adopted rates, such as SARCCUP, water banks, local resilience projects and supplemental water purchases. Deficit in property tax support for FY 2016/17 RTS is covered by the reserve balance (Table 9).

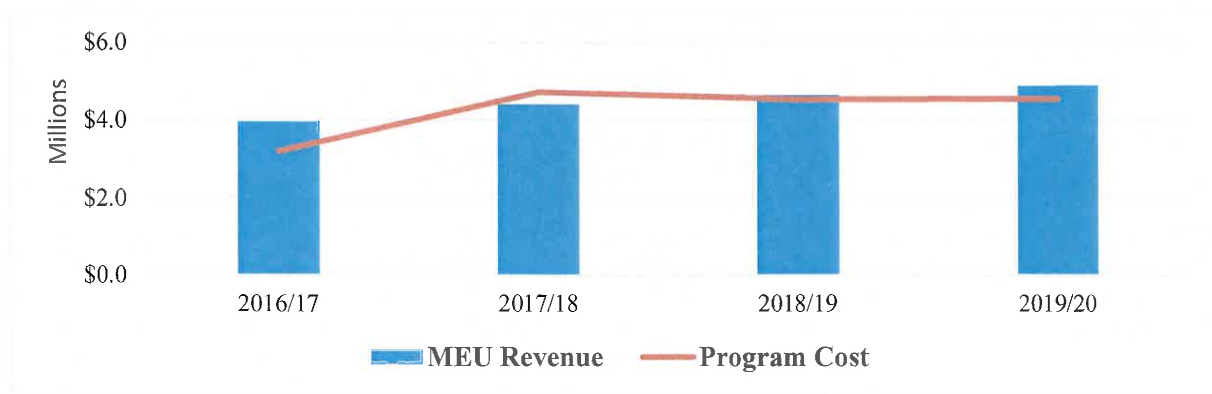
Table 9: Projected Property Tax Allocation to Water Resources Fund

\$ Millions	FY 2016/17	FY 2017/18	FY 2018/19	FY 2019/20	FY 2020/21	FY 2021/22	Total
Total Property Tax Allocation	\$2.0	\$2.4	\$3.0	\$3.2	\$3.6	\$3.9	\$18.1
Property taxes needed to support shortfall in RTS direct recovery *\$.7 million from Reserves	\$2.7*	\$2.1	\$1.7	\$1.2	\$0.8	\$0.3	\$8.1
Property taxes available to support water resource projects not supported by rates	-	\$0.3	\$1.3	\$2.0	\$2.8	\$3.6	\$10.0

Meter Equivalent Unit (MEU) Rate

MEU charges support the Water Resource fund program costs. These include the Agency’s regional conservation and water use efficiency programs, employment costs, professional fees, and office and administration expenses. As shown in Figure 3, MEU revenue averages about \$4 million per year. Lower execution of water efficiency projects in FY 2016/17 accounts for lower program cost.

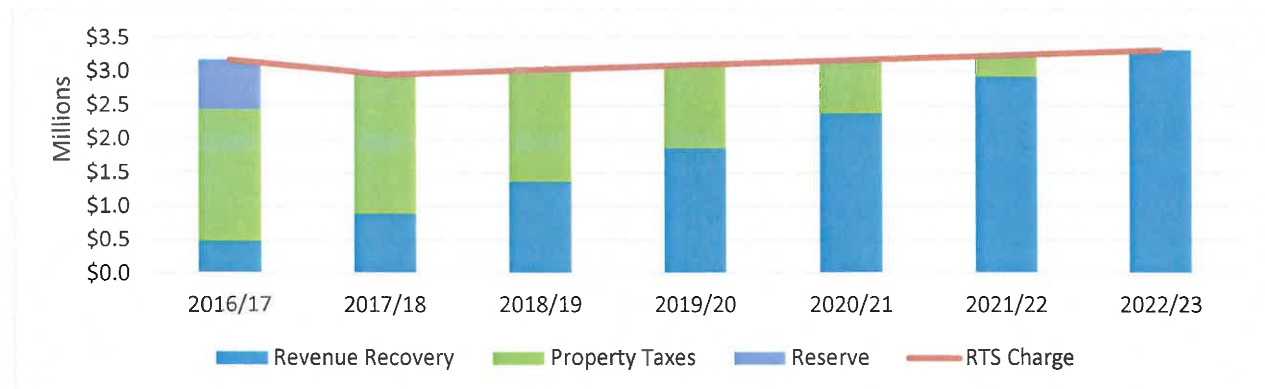
Figure 3: Meter Equivalent Unit Cost of Service



RTS Recovery

MWD bills RTS based on water use over a ten-year rolling average (TYRA). The Agency adopted this methodology in 2016 which shifted recovery of RTS pass through fees amongst the water member agencies. To mitigate the fiscal impact, the Board approved the member agencies request to phase-in the RTS recovery over seven (7) years in alignment with the implementation of the proposed recycled water surcharge for use over entitlement. The RTS fees not recovered through the TYRA direct charge during the seven-year implementation period will be supported by property taxes (Figure 4).

Figure 4: Recovery of MWD Readiness to Serve Pass-Through Fees

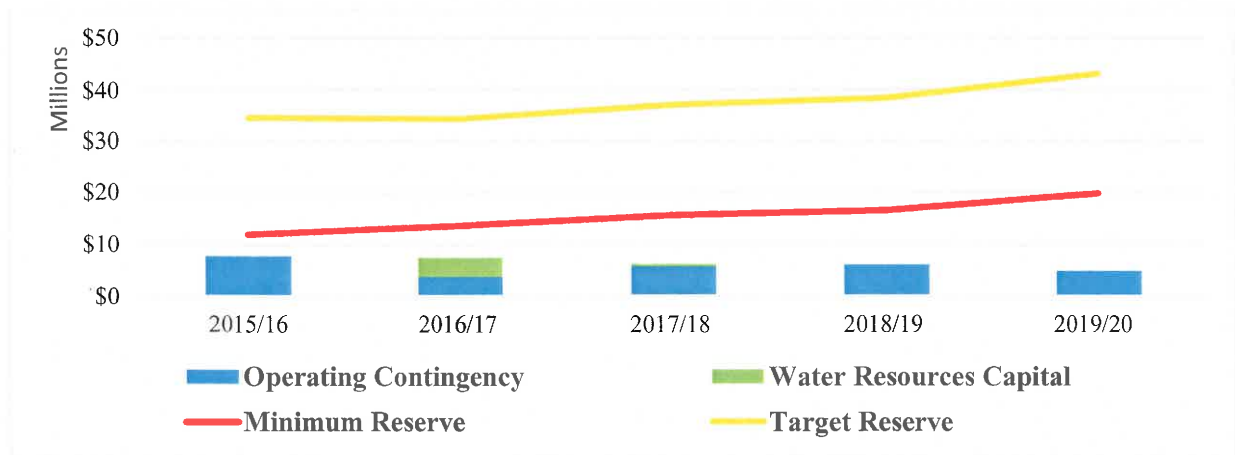


Based on current assumptions, \$8.8 million in property taxes will be needed to support the RTS recovery shortfall during the seven-year phased implementation (Table 9 and Figure 4).

Reserve Balance

The Water Resources fund estimated ending fund balances for FYs 2017/18 and 2018/19 is \$6.2 million and \$6.0 million, respectively. As shown in Figure 5, the fund balance is projected to decline slightly over the ensuing three fiscal years. A primary driver is the use of property taxes to support the shortfall in RTS fees which would have otherwise been available to support SARCCUP and other regional water resources initiatives beginning in FY 2017/18.

Figure 5: Water Resources Fund Reserve Balance



Non-Reclaimable Wastewater Fund

The Non-Reclaimable Wastewater fund records the transactions for the acquisition, construction, expansion, replacement, and operation of the Agency’s non-reclaimable wastewater system sewer lines, interceptors, and appurtenant facilities. The primary funding source for the Non-Reclaimable Wastewater fund are the pass-through rates from the Sanitation District of Los Angeles County (SDLAC) for the north system and the Santa Ana Watershed Project Authority (SAWPA) for the south system.

Pass-through rates were established in 2005 to more equitably recover the cost from north and south customers, as well as provide a more sustainable financing structure. The FY 2017/18 “pass-through” rates are still pending, subject to SDLAC and SAWPA’s final adoption and approval of their rates in May 2017. The Agency will facilitate a workshop in May for the Non-Reclaimable Wastewater System (NRWS) industries to provide an overview of the proposed rates and budget for FY 2017/18.

The Agency and SDLAC entered an agreement dating back to 1966 under which SDLAC agreed to accept the Agency’s industrial wastewater flows from the NRWS. This agreement that was set

to expire in May 2018 and was replaced by the new NRWS Wastewater Disposal Agreement between the Agency and SDLAC effective July 1, 2014. The ability to acquire wastewater discharge rights as capacity units (CU) and connect to the system will also be more attractive to new industries as they now have the option to purchase or lease discharge rights rather than make a mandatory purchase as required under the prior agreement. The key terms of the new agreement included the following:

- 30- year term with up to four additional five year extensions for a total of up to 50 years
- 15,000 initial baseline capacity units for IEUA to be allocated amongst current customers
- Adjustment of IEUA baseline CU allocation based on industries’ exceedance of their historical maximum CU usages based on actual flow and strength data will be allowed until June 30, 2018
- Additional capacity after June 30, 2018 shall be purchased or leased

The Agency determines and notifies users of their required CU for the upcoming fiscal year based on data from the previous calendar year. The CU will be determined by the summation of individual CU components of flow, Chemical Oxygen Demand (COD), Total Suspended Solids (TSS) using the CU equation.

Expenses and Other Uses of funds

Total expenses and other uses of funds are budgeted at \$12.9 million and \$13.6 million in FYs 2017/18 and 2018/19. As reported in Table 10, the major expenses in the Non-Reclaimable Wastewater fund are the operating “pass-through” fees from SDLAC and SAWPA which account for 50 percent of the proposed budget. These fees are subject to change with the adoption of rates by SDLAC and SAWPA in May 2017.

Table 10: Major Expenses and Other Uses of Funds - Non-Reclaimable Wastewater Fund

Major Uses of Funds (\$ Millions)	FY 2017/18	FY 2018/19	Key Assumptions
Operating Fees	\$6.8	\$7.0	SDLAC and SAWPA pass through fees.
Capital Improvement Plan (CIP)	1.8	2.5	Major capital projects summarized in Table 10.
Administration & Operations	3.5	3.5	Agency employment, chemicals, materials supplies, professional fees, utilities and other operating costs.
Debt Service	0.8	0.6	Principal and interest payments for the Inland Empire Brine Line loan and share of 2017A Bonds.
Total	\$12.9	\$13.6	

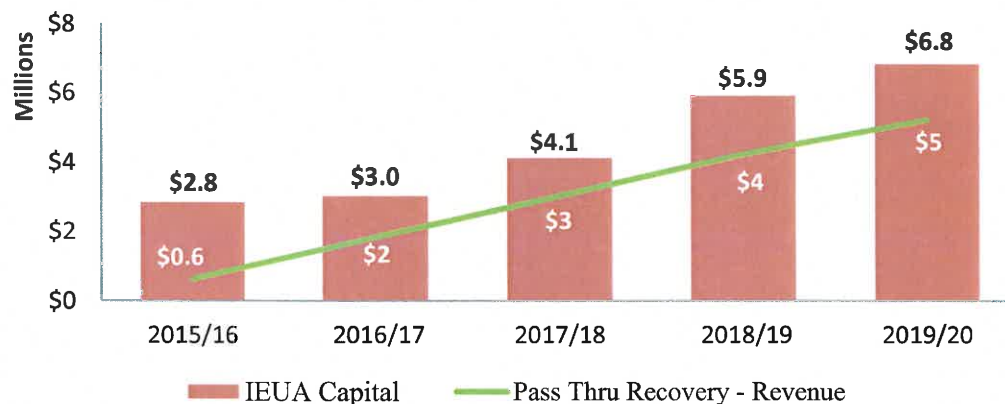
A total of \$1.8 million in capital project costs is budgeted in FY 2017/18 and \$2.5 million is projected in FY 2018/19 (Table 11). The proposed capital project budget includes \$0.7 million per year for the Agency’s share of SDLAC capital charges funded through the state revolving fund (SRF) loan for a total of \$4.4 million and is supported by the Non-Reclaimable Wastewater fund reserves.

Table 11: Major Projects - Non-Reclaimable Wastewater Fund

Major Projects (\$ Millions)	FY 2017/18	FY 2018/19	FY 2019/20 to FY 2021/22	TYCIP Total
SBCFCD NRW Easement	\$0.6	-	-	\$0.6
Philadelphia Pump Station Upgrades	0.2	-	-	0.2
NRW Manhole Upgrade	0.2	0.2	0.6	2.0
East End Flowmeter Replacement	0.1	1.2	0.5	1.8
San Bernardino Lift Station Facility Improvement		0.4	0.2	0.6
SDLAC Capital Replacement 4Rs SRF Installment	0.7	0.7	0.8	4.4
Major Projects	\$1.8	\$2.5	\$2.1	\$9.6

For the past years, recovery of the Agency’s capital expenditures have been deferred until the outstanding SDLAC relocation, reconstruction, repair, and replacement (4Rs) capital costs were fully paid in FY 2015/16. In the same year, the Agency started to recover its deferred capital costs, as shown in Figure 6. Full recovery of the Agency’s capital cost is projected to be reached in FY 2021/22.

Figure 6: Recovery of Cumulative Capital Expenditures



Debt Service

Debt service costs remain minimal in FY 2017/18 and FY 2018/19; \$0.8 million and \$0.6 million projected over the next two years. These include principal and interest for the Santa Ana Watershed Project Authority (SAWPA) note payable and the Non-Reclaimable Wastewater Fund’s share of 2017A Revenue Bonds. Debt service costs are recovered from both north and south system customers.

Revenues and Other Sources of Funds

The Non-Reclaimable Wastewater program has budgeted total revenues and other funding sources of \$12.4 million and \$12.9 million for FYs 2017/18 and 2018/19, respectively. The primary funding source for the Non-Reclaimable Wastewater fund are the pass-through rates from the Sanitation District of Los Angeles County (SDLAC) for the north system and the Santa Ana Watershed Project Authority (SAWPA) for the south system. These are subject to change with the adoption of rates by SDLAC and SAWPA in May 2017. Revenues also include fees for agency program charges, capacity fees (CIP), wastewater connection fees transferred from Regional Wastewater Capital Improvement fund, and interest income (Table 12).

Table 12: Major Revenues & Funding Sources - Non-Reclaimable Wastewater Fund

Major Funding Sources (\$ Millions)	FY 2017/18	FY 2018/19	Key Assumptions
Volumetric Fees	\$2.1	\$2.2	Monthly pass-thru charges based on adopted fees and metered wastewater flow.
Excess User Fees	4.0	4.1	Pass-thru fees for wastewater strength composition*.
Agency Program Charges	4.9	5.0	Program support, operational and capacity surcharges
Capacity Fees	0.8	0.8	Monthly fee charged to the holders of capacity rights in the southern system from industries, Regional program, and CIP fees to cover for the debt costs.
Other	0.6	0.8	Wastewater connection fee transfers from the Regional Wastewater Capital fund and interest earned on reserve balance.
Total	\$12.4	\$12.9	

*Strength charges are calculated on Total Suspended Solids (TSS), Chemical Oxygen Demand (COD) and Biochemical Oxygen Demand (BOD)

FY 2017/18 Agency “pass-through” rates are still pending, subject to SDLAC and SAWPA’s final adoption and approval of their rates in May 2017. In May 2017, Agency staff will facilitate a workshop for the Non-Reclaimable Wastewater System (NRWS) industries to provide an overview of the proposed rates for FY 2017/18. Listed in Table 13 are the pass-through rates for FY 2016/17 for the north and south systems.

Table 13: Non-Reclaimable Wastewater North & South Pass-Through Rates

Rate Description	Current FY 2016/17
North System	13,505 CU
Flow/mg	\$915
COD/klb	\$210
TSS/klb	\$436
Peak/mg	\$348
CU Purchase	\$4,172
CU Lease	\$208.60/CU/Yr.
South System	
Capacity/CU	\$368.76
Flow/mg	\$858.00
BOD/klb	\$307.00
TSS/klb	\$429.00

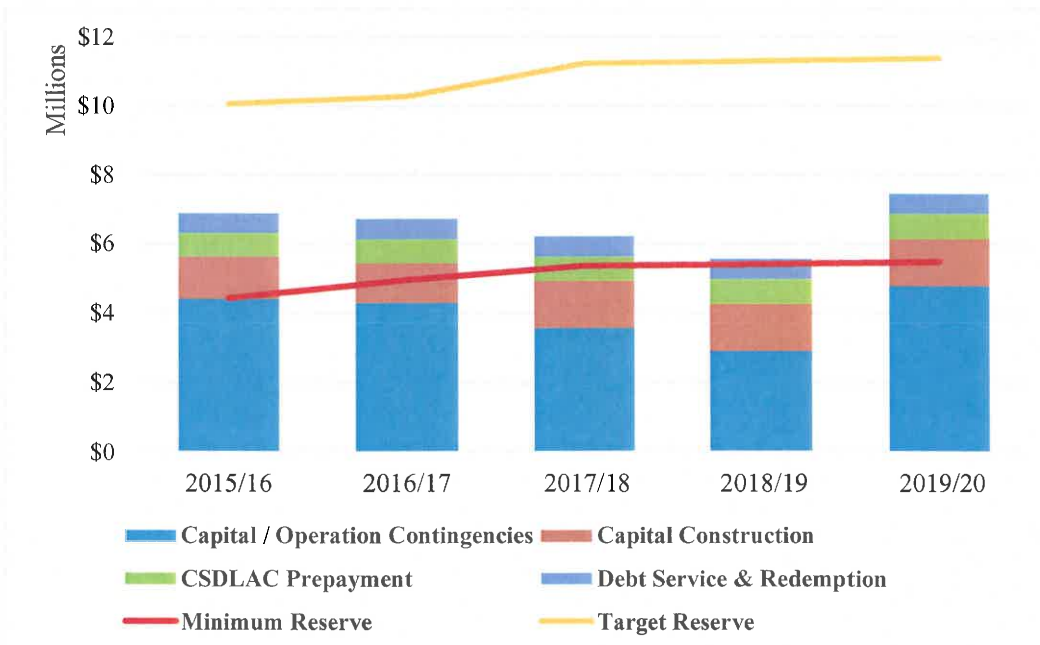
In addition to the pass-through rates which fully recover operating and capital costs from SDLAC and SAWPA, the Agency collects agency program charges based on the number of capacity units from the NRW industries in the north system. A 50 percent operating surcharge on the volumetric, capacity and strength charges for non-recycled water users is collected from NRW industries in the south system. The Agency’s program charges and operating surcharge support the Agency’s program costs.

To promote the use of recycled water throughout the Agency’s service, the NRW recycled water users on both north and south system will only pay 50 percent of the Agency’s direct recycled water rate and will be decreased by 5 percent each fiscal year thereafter until it sunsets on June 30, 2024. The FY 2014/15 Agency’s direct recycled water rate of \$890.04 per million gallons (mg) will serve as the baseline. The recycled water credit for FY 2017/18 is \$311.52 per million gallon.

Reserve Balance

The Non-Reclaimable Wastewater ending fund balance for FY 2017/18 is estimated at \$6.2 million, and \$5.6 million for FY 2018/19. A total of \$15 million in inter-fund loan have been issued to the Recycled Water fund. The increase in fund balance starting in FY 2019/20 as shown in Figure 7 is due to the start of the loan repayment from Recycled Water fund (Appendix Table A5).

Figure 7: Non-Reclaimable Wastewater Fund Reserve Balance by Type



Conclusion

Over the next two fiscal years, key areas of focus will be timely recruitment of critical personnel to ensure transfer of knowledge and expertise to the next generation of Agency employees, continued transition from corrective to preventive/predictive maintenance to more cost-effectively maintain the Agency’s aging facilities and infrastructure, and continued emphasis on water conservation community education and outreach, water management, and supply development to enhance water sustainability and support economic development throughout the region.

As the Non-Reclaimable Wastewater System (NRWS) rates are being finalized, the respective rates and budget will be brought back to the Board for review and approval in June 2017.

Attached in the Appendix section are the Sources and Uses of Fund reports of the Agency’s Administrative Services, Water Resources, and Non-Reclaimable Wastewater programs. The proposed budget for these programs is consistent with the IEUA Business Goals of *Fiscal Responsibility, Water Reliability, Wastewater Management, Environmental Stewardship and Business Practices*.

PRIOR BOARD ACTION

None.

IMPACT ON BUDGET

None.

Attachments:

Appendix A – Sources and Uses of Funds: Administrative Services, Water Resources, and Non-Reclaimable Wastewater program

Appendix Table A1 – Acronyms

Appendix Table A2 – Key assumptions for FYs 2017/18 and 2018/19 budget

Appendix Table A3 - Adopted Rates for Water Resources Fund

Appendix Table A4 – Inter-fund loan repayment schedule

Appendix Table A5 – Major projects for FYs 2017/18 and 2018/19, and Total Ten Year Budget

Review of Proposed Biennial Budget for FYs 2017/18 and 2018/19 Administrative Services, Water Resources, and Non-Reclaimable Wastewater Funds

May 17, 2017

Page 19 of 25

Appendix A

**INLAND EMPIRE UTILITIES AGENCY
FISCAL YEARS 2017/18 and FISCAL YEAR 2018/19 BIENNIAL BUDGET
ADMINISTRATIVE SERVICES (GG) FUND - SOURCES AND USES OF FUNDS (In Thousands)**

	2015/2016	2016/2017	2017/2018	2018/2019	2019/2020	2020/2021	2021/2022
	ACTUAL	PROJECTED ACTUAL	PROPOSED BUDGET	PROPOSED BUDGET	FORECAST		
REVENUES							
Property Tax	\$1,943	\$1,972	\$1,972	\$1,972	\$1,972	\$1,972	\$1,972
Cost Reimbursement from JPA	1,370	1,439	1,473	1,502	1,532	1,563	1,594
Interest Revenue	118	88	129	166	198	228	253
TOTAL REVENUES	\$3,431	\$3,500	\$3,574	\$3,640	\$3,703	\$3,763	\$3,820
OTHER FINANCING SOURCES							
Other Revenues	\$360	\$2	\$2	\$2	\$2	\$2	\$2
TOTAL OTHER FINANCING SOURCES	\$360	\$2	\$2	\$2	\$2	\$2	\$2
EXPENSES							
Employment Expenses	(\$642)	\$1,504	\$1,545	\$1,577	\$1,609	\$1,643	\$1,680
Contract Work/Special Projects	399	921	1,136	179	437	400	400
Utilities	406	430	772	787	808	832	857
Operating Fees	6	18	21	21	21	21	21
Professional Fees and Services	2,631	4,237	4,847	4,906	4,788	4,894	5,013
Office and Administrative expenses	1,744	1,817	2,320	2,485	2,440	2,794	2,577
Biosolids Recycling	21	28	28	28	29	30	31
Materials & Supplies	653	515	674	593	617	636	654
Other Expenses	(1,472)	(6,050)	(6,322)	(6,338)	(6,299)	(6,456)	(6,625)
TOTAL EXPENSES	\$3,747	\$3,421	\$5,021	\$4,236	\$4,449	\$4,794	\$4,608
CAPITAL PROGRAM							
Capital Expansion & Construction	\$918	\$2,308	\$2,398	\$873	\$1,350	\$500	\$400
TOTAL CAPITAL PROGRAM	\$918	\$2,308	\$2,398	\$873	\$1,350	\$500	\$400
DEBT SERVICE							
Financial Expenses	\$27	\$27	\$31	\$32	\$33	\$34	\$36
TOTAL DEBT SERVICE	\$27	\$27	\$31	\$32	\$33	\$34	\$36
TRANSFERS IN (OUT)							
Capital Contribution	\$384	\$1,519	\$988	\$454	\$637	\$301	\$240
Capital - Connection Fees Allocation	527	770	1,378	410	697	195	156
One Water	6	19	32	9	16	5	4
TOTAL INTERFUND TRANSFERS IN (OUT)	\$918	\$2,308	\$3,534	\$1,052	\$1,787	\$900	\$800
FUND BALANCE							
Net Income (Loss)	\$17	\$54	(\$340)	(\$447)	(\$341)	(\$664)	(\$422)
Beginning Fund Balance July 01	\$18,340	\$18,357	\$18,410	\$18,070	\$17,623	\$17,282	\$16,618
ENDING FUND BALANCE AT JUNE 30	\$18,357	\$18,410	\$18,070	\$17,623	\$17,282	\$16,618	\$16,196
RESERVE BALANCE SUMMARY							
Operating Contingency	\$1,673	\$1,511	\$2,311	\$1,918	\$2,025	\$2,197	\$2,104
Self-Insurance Program	5,675	6,000	6,000	6,000	6,000	6,000	6,000
Employee Retirement Benefit	11,008	10,900	9,759	9,704	9,257	8,421	8,092
ENDING BALANCE AT JUNE 30	\$18,357	\$18,410	\$18,070	\$17,623	\$17,282	\$16,618	\$16,196

Review of Proposed Biennial Budget for FYs 2017/18 and 2018/19 Administrative Services,
 Water Resources, and Non-Reclaimable Wastewater Funds
 May 17, 2017
 Page 20 of 25

INLAND EMPIRE UTILITIES AGENCY
FISCAL YEAR 2017/18 and FY 2018/19 BIENNIAL BUDGET
WATER RESOURCES (WW) FUND - SOURCES AND USES OF FUNDS (In Thousands)

	2015/2016	2016/2017	2017/2018	2018/2019	2019/2020	2020/2021	2021/2022
	ACTUAL	ACTUAL	PROPOSED BUDGET	PROPOSED BUDGET	FORECAST		
REVENUES							
User Charges	\$5,314	\$4,553	\$5,312	\$6,020	\$6,763	\$7,395	\$8,052
Contract Cost reimbursement	0	483	390	400	400	400	400
Interest Revenue	40	43	54	68	53	66	106
Water Sales	18,654	\$27,429	\$34,168	36,040	38,250	\$40,710	42,980
TOTAL REVENUES	\$24,008	\$32,507	\$39,924	\$42,529	\$45,467	\$48,571	\$51,538
OTHER FINANCING SOURCES							
Property Tax - Debt and Capital	\$4,295	\$1,956	\$2,425	\$2,909	\$3,241	\$3,579	\$3,925
Grants	1,393	204	2,194	4,351	10,861	6,146	0
Other Revenues	27	0	0	0	0	0	0
TOTAL OTHER FINANCING SOURCES	\$5,715	\$2,159	\$4,619	\$7,260	\$14,101	\$9,725	\$3,925
EXPENSES							
Employment Expenses	\$2,252	\$2,244.0	\$2,462	\$2,467	\$2,471	\$2,510	\$2,625
Contract Work/Special Projects	3,268	1,833	5,829	8,140	17,140	10,200	1,700
Operating Fees	3,592	3,185	2,968	3,038	3,110	3,183	3,259
Professional Fees and Services	195	221	242	242	248	251	255
Office and Administrative expenses	38	50	60	60	60	60	60
MWD Water Purchases	18,653	27,429	34,167	36,040	38,250	40,710	42,980
Other Expenses	229	294	290	291	290	296	303
TOTAL EXPENSES	\$28,227	\$35,256	\$46,018	\$50,278	\$61,569	\$57,210	\$51,182
CAPITAL PROGRAM							
TOTAL CAPITAL PROGRAM	\$0	\$0	\$0	\$0	\$0	\$0	\$0
DEBT SERVICE							
TOTAL DEBT SERVICE	\$0	\$0	\$0	\$0	\$0	\$0	\$0
TRANSFERS IN (OUT)							
One Water	\$295	\$245	\$264	\$371	\$774	\$459	\$77
TOTAL INTERFUND TRANSFERS IN (OUT)	\$295	\$245	\$264	\$371	\$774	\$459	\$77
FUND BALANCE							
Net Income (Loss)	\$1,791	(\$343)	(\$1,212)	(\$119)	(\$1,226)	\$1,544	\$4,358
Beginning Fund Balance July 01	5,906	7,698	7,355	6,142	6,023	4,797	6,341
ENDING FUND BALANCE AT JUNE 30	\$7,698	\$7,355	\$6,143	\$6,023	\$4,797	\$6,341	\$10,699
RESERVE BALANCE SUMMARY							
Operating Contingency	\$7,698	\$3,672	\$5,679	\$6,023	\$4,797	\$6,341	\$5,096
Supplemental Water Resources	0	3,682	464	0	0	0	5,603
ENDING BALANCE AT JUNE 30	\$7,698	\$7,355	\$6,143	\$6,023	\$4,797	\$6,341	\$10,699

Review of Proposed Biennial Budget for FYs 2017/18 and 2018/19 Administrative Services,
Water Resources, and Non-Reclaimable Wastewater Funds

May 17, 2017

Page 21 of 25

INLAND EMPIRE UTILITIES AGENCY
FISCAL YEAR 2017/18 and FISCAL YEAR 2018/19 BIENNIAL BUDGET
NC FUND - SOURCES AND USES OF FUNDS (In Thousands)

	2015/2016	2016/2017	2017/2018	2018/2019	2019/2020	2020/2021	2021/2022
	ACTUAL	PROJECTED ACTUAL				FORECAST	
REVENUES							
User Charges	\$11,083	\$10,532	\$11,880	\$12,199	\$12,324	\$12,657	\$12,996
Interest Revenue	65	90	143	180	190	180	180
TOTAL REVENUES	\$11,148	\$10,622	\$12,023	\$12,379	\$12,514	\$12,837	\$13,176
OTHER FINANCING SOURCES							
Other Revenues	\$592	\$156	\$100	\$100	\$100	\$100	\$100
Sale of Capacity	215	0	0	0	0	0	0
Loan Transfer from Internal Fund	0	0	0	0	2,000	2,000	2,000
TOTAL OTHER FINANCING SOURCES	\$807	\$156	\$100	\$100	\$2,100	\$2,100	\$2,100
EXPENSES							
Employment Expenses	\$1,931	\$2,179	\$2,391	\$2,395	\$2,399	\$2,438	\$2,549
Contract Work/Special Projects	21	22	125	100	100	100	100
Utilities	78	76	71	73	75	78	80
Operating Fees	5,635	6,562	6,785	6,989	7,199	7,415	7,637
Chemicals	48	130	130	134	138	142	146
Professional Fees and Services	63	143	130	133	136	139	143
Office and Administrative expenses	0	0	23	24	24	25	26
Biosolids Recycling	0	25	25	26	27	27	28
Materials & Supplies	56	104	104	107	110	114	117
Other Expenses	67	450	471	472	471	481	495
TOTAL EXPENSES	\$7,899	\$9,691	\$10,255	\$10,453	\$10,679	\$10,959	\$11,321
CAPITAL PROGRAM							
CSDLAC 4Rs SRF Loan	\$673	\$689	\$705	\$721	\$737	\$0	\$0
Capital Expansion/Construction	490	177	1,094	1,802	923	200	200
TOTAL CAPITAL PROGRAM	\$1,163	\$866	\$1,799	\$2,523	\$1,660	\$200	\$200
DEBT SERVICE							
Financial Expenses	(\$8)	\$2	\$0	\$1	\$0	\$0	\$0
Interest	450	411	341	307	280	268	253
Principal	159	158	455	294	305	317	332
TOTAL DEBT SERVICE	\$601	\$571	\$796	\$602	\$585	\$585	\$585
TRANSFERS IN (OUT)							
Capital Contribution	(\$13)	(\$52)	(\$34)	(\$15)	(\$21)	(\$10)	(\$8)
Operation support	0	0	(39)	(6)	(15)	(14)	(14)
Connection Fee	123	246	293	456	245	72	72
TOTAL INTERFUND TRANSFERS IN (OUT)	\$110	\$194	\$220	\$435	\$209	\$48	\$50
FUND BALANCE							
Net Income (Loss)	2,401	(156)	(507)	(664)	1,899	3,241	3,221
Beginning Fund Balance July 01	\$4,502	\$6,903	\$6,747	\$6,240	\$5,576	\$7,475	\$10,716
ENDING FUND BALANCE AT JUNE 30	\$6,903	\$6,747	\$6,240	\$5,576	\$7,475	\$10,716	\$13,937
RESERVE BALANCE SUMMARY							
Capital / Operation Contingencies	\$4,420	\$4,316	\$3,575	\$2,912	\$4,794	\$6,596	\$9,817
Capital Construction	1,226	1,140	1,358	1,358	1,358	3,535	3,535
CSDLAC Prepayment	673	689	705	721	738	0	0
Debt Service	584	602	602	585	585	585	585
ENDING BALANCE AT JUNE 30	\$6,903	\$6,747	\$6,240	\$5,576	\$7,475	\$10,716	\$13,937

Appendix Table A1: Acronyms

Acronyms	
4Rs	Relocation, Reconstruction, Repair and Replacement
AF	Acre Foot
BOD	Biochemical Oxygen Demand
CALPERS	California Public Employee Retirement System
CDA	Chino Basin Desalter Authority
CIP	Capital Improvement Plan
COD	Chemical Oxygen Demand
COLA	Cost of Living Adjustment
CPI	Consumer Price Index
CU	Capacity Units
EPMC	Employer Paid Member Contribution (CALPERS employee contribution rate)
FTE	Full Time Equivalent
FY	Fiscal Year (July 1 st through June 30 th)
GG	Administrative Services Fund
GWR	Groundwater Recharge
IERCA	Inland Empire Regional Composting Authority
IERC	Inland Empire Regional Composter
IRP	Integrated Resources Plan
klb	kilo pound (per thousand pound)
M	Million
MEU	Meter Equivalent Unit. One MEU 5/8" or 3/4" meter size.
mg	million gallons
MWD	Southern California Metropolitan Water District
NC	Non-Reclaimable Wastewater Fund
NRW	Non-Reclaimable Wastewater Fund
NRWS	Non-Reclaimable Wastewater System
O&M	Operations & Maintenance
OPEB	Other Post Employee Benefit
PERS	Public Employee Retirement System
R&R	Replacement & Rehabilitation
RC	Regional Wastewater Capital Improvement Program
RO	Regional Wastewater Operations and Maintenance Program
RTS	Readiness-to-Serve
RW	Recharge Water Fund
SDLAC	Sanitation District of Los Angeles County
SARCCUP	Santa Ana River Conservation and Conjunctive Use Program
SAWPA	Santa Ana Watershed Project Authority
SRF	State Revolving Fund
SWP	State Water Project
UAL	Unfunded Accrued Liability
TSS	Total Suspended Solids
TYCIP	Ten Year Capital Improvement Plan
TYRA	Ten Year Rolling Average
WC	Recycled Water Fund
WATER RESOURCES	Water Resources Fund

Appendix Table A2: Key Assumptions for FYs 2017/18 and 2018/19 Budget

Revenues and Other Funding Sources	Expenses and Other Uses of Funds								
<p>3% increase in property tax receipts</p> <p>Property tax allocation to;</p> <ul style="list-style-type: none"> • Administrative Services fund fixed at \$2 million per year, • Water Resources fund \$2.5 M FY 2017/18 and \$2.9 M FY 2018/19 	<p>3% average CPI for O&M budget</p> <p>Increase in employment costs to support;</p> <ul style="list-style-type: none"> • Succession planning • Higher pension costs due a reduction in the CalPERS discount rate • 3.5% COLA effective July 1, 2017 partially offset by employee pick up of an additional 1% of EPMC. Effective July 1 2017, employees will be funding 100% of EPMC previously paid by the Agency <p>Continue funding of long term retirement obligations</p>								
<p>Water Resource fund rates and fees based on the multi-year rates adopted in June 2016 (see Appendix A3)</p> <p>MWD imported water sales @ 50,000 acre-feet per year</p> <table border="0" data-bbox="215 1220 716 1289"> <tr> <td>FY 2017/18</td> <td>\$34.2 million</td> </tr> <tr> <td>FY 2018/19</td> <td>\$36.0 million</td> </tr> </table> <p>SARCCUP supported by grants and contributions</p>	FY 2017/18	\$34.2 million	FY 2018/19	\$36.0 million	<p>MWD imported water purchases @ 50,000 acre-feet per year</p> <table border="0" data-bbox="810 1220 1310 1289"> <tr> <td>FY 2017/18</td> <td>\$34.2 million</td> </tr> <tr> <td>FY 2018/19</td> <td>\$36.0 million</td> </tr> </table>	FY 2017/18	\$34.2 million	FY 2018/19	\$36.0 million
FY 2017/18	\$34.2 million								
FY 2018/19	\$36.0 million								
FY 2017/18	\$34.2 million								
FY 2018/19	\$36.0 million								
<p>Non-Reclaimable Wastewater fund rates are based on pass-through rates from CSDLAC (North system) and SAWPA (South system)</p>									

Appendix Table A3: Adopted Rates for Water Resources Fund

Fiscal Year	2016/17	2017/18	2018/19	2019/20	2020/21	2021/22	2022/23
*RTS TYRA 7YR Phase In (Estimated rate per AF)	15% ~\$7.82	30% ~\$14.58	45% ~\$22.47	60% ~\$31.63	75% ~\$42.73	90% ~\$53.93	100% ~\$61.38
**MEU rate: \$/MEU	\$0.90	\$0.95	\$0.99	\$1.04	Adjustments based on CPI		

* RTS TYRA – Readiness to Serve Ten Year Rolling Average, consistent with MWD cost allocation methodology.
 ** MEU – Meter Equivalent Unit size 5/8” or ‘3/4”.

Appendix Table A4: Inter-Fund Loan Repayment Schedule

Inter Fund Loans Issued	Due to	Loan Amount (\$Millions)	Repayment Schedule
FY 2007/08	Non-Reclaimable Wastewater (NRW) Fund	\$9.0	2016/17-17/18 \$4.0 2018/19-19/20 \$2.0 2020/21 \$3.0 Total \$9.0
FY 2007/08	Regional Wastewater Capital (RC) Fund	3.0	2022/23 \$1.0 2023/24-2024/25 \$2.0 Total \$3.0
FY 2009/10	Non-Reclaimable Wastewater (NRW) Fund	6.0	2020/21 \$2.0 2021/22 \$3.0 2022/23 \$1.0 Total \$6.0
FY 2014/15	Regional Wastewater Capital Improvement (RC) Fund	10.5	2022/23 \$1.0 2023/24 \$5.0 2024/25 \$4.5 Total \$10.5
Total	Grand Total	\$28.5	\$28.5

Appendix Table A5: Major Projects in FYs 2017/18 and 2018/19

Projects (\$Thousands)	FY 2017/18 Proposed	FY 2018/19 Proposed	Total Ten Year Budget
Administrative Services Fund			
Headquarters Roofing Replacement	\$936	\$104	\$1,040
Agency-Wide Vehicle Replacement	500	500	2,550
Conference Rooms Audio Visual Upgrades	375	15	390
RP-1 Training Room	375	0	375
BizNet Network Infrastructure Replacement	240	0	240
HCM Phase 2 Position Budgeting & Control	206	0	206
SAP Roadmap & Strategy	150	300	2,500
Security Camera Purchase & Installation HQA & HQB	113	0	113
Total Administrative Services Fund Major Projects	\$2,895	\$919	\$7,414
Water Resources Fund			
SAWPA Action Team Conjunctive Use (SARCCUP)	\$3,000	\$6,000	\$32,500
Water Bank	660	150	960
Water Resources Planning Documents	500	250	2,040
Residential Pressure Regulation Program	300	0	300
Large Landscape Retrofit Program	200	0	200
Free Sprinkler Nozzle Voucher Program	200	0	200
Residential Small Site Controller Upgrade Program	200	0	200
Total Water Resources Fund Major Projects	\$5,060	\$6,400	\$36,400
Non-Reclaimable Wastewater			
NRW Easement	\$560	0	\$560
Philadelphia Pump Station Pump 3 Improvements	250	0	250
San Bernardino Lift Station Facility Improvements	0	420	600
NRW East End Flowmeter Replacement	84	1,182	1,809
NRWS Manhole Upgrades	200	200	2,000
Philadelphia Lift Station Force Main Improvements	0	0	6,000
Total Non-Reclaimable Wastewater Fund	\$1,094	\$1,802	\$11,219

Fiscal Years 2018 – 2019

Biennial Budget Overview

Administrative Services, Water Resources, and Non-Reclaimable Wastewater Funds



Focus over the next two years

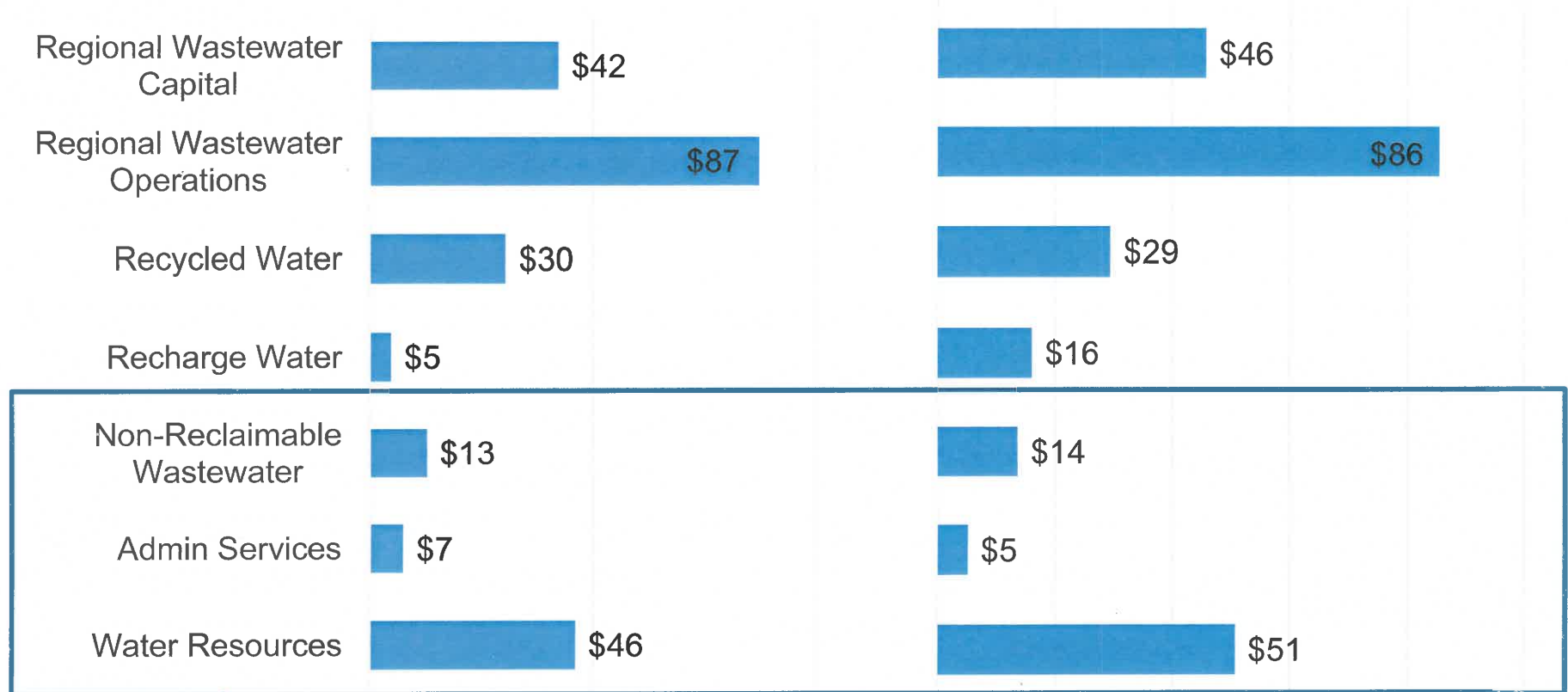
- “Ramp-Up” succession planning
- Optimize grants and low interest debt to support capital expansion and improvements
- Transition from corrective to preventive maintenance
- Upkeep of Agency assets to ensure level of service delivery
- Sustainable cost containment
- Transparent communication and timely reporting

Administrative Services, Water Resources, and Non-Reclaimable Wastewater Programs

~30% of Total Proposed Budget

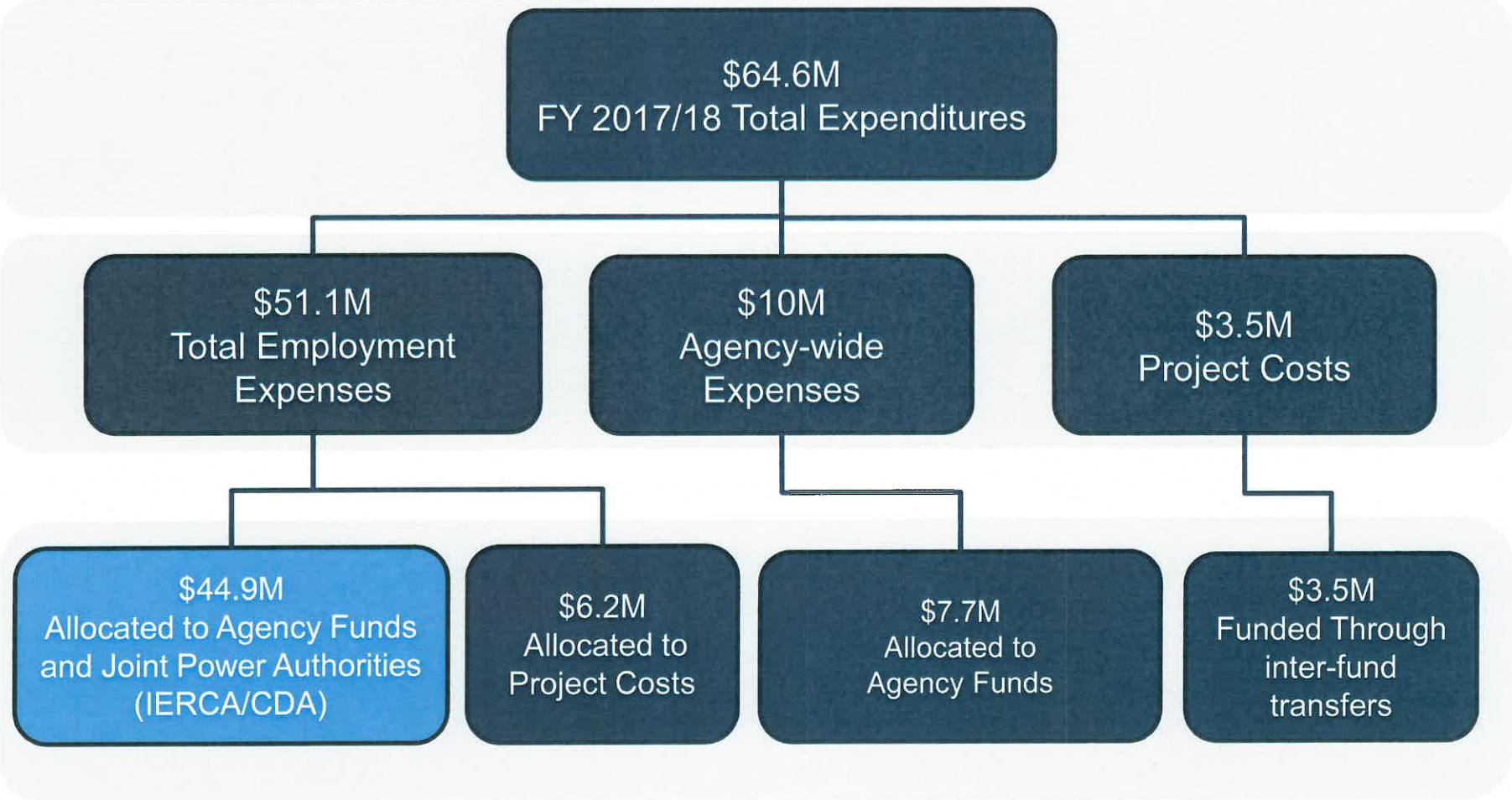
FY 2017/18 Operating and Capital Budget
\$230M

FY 2018/19 Operating and Capital Budget
\$247M



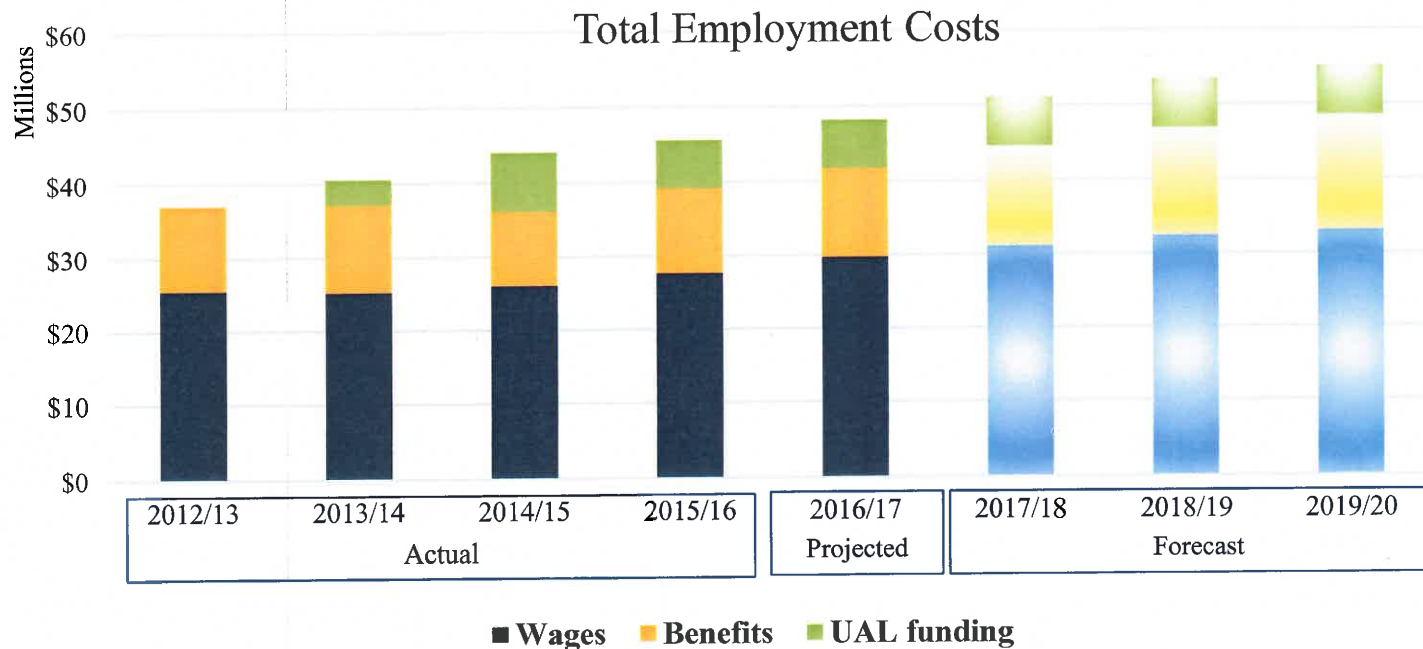
Millions

Administrative Service Fund Cost Allocation Overview



Estimated 30% of workforce may retire over the next 5 years

- No change in the 290 FTE authorized staffing level
- Ramp-up succession planning beginning in FY 2018
 - ❖ Establish a succession planning pool of 10 positions
- Continue contributions to Unfunded Accrued Liabilities



FTE: Full Time Equivalent Employee

UAL: Unfunded Accrued Liabilities (employee retirement obligations)

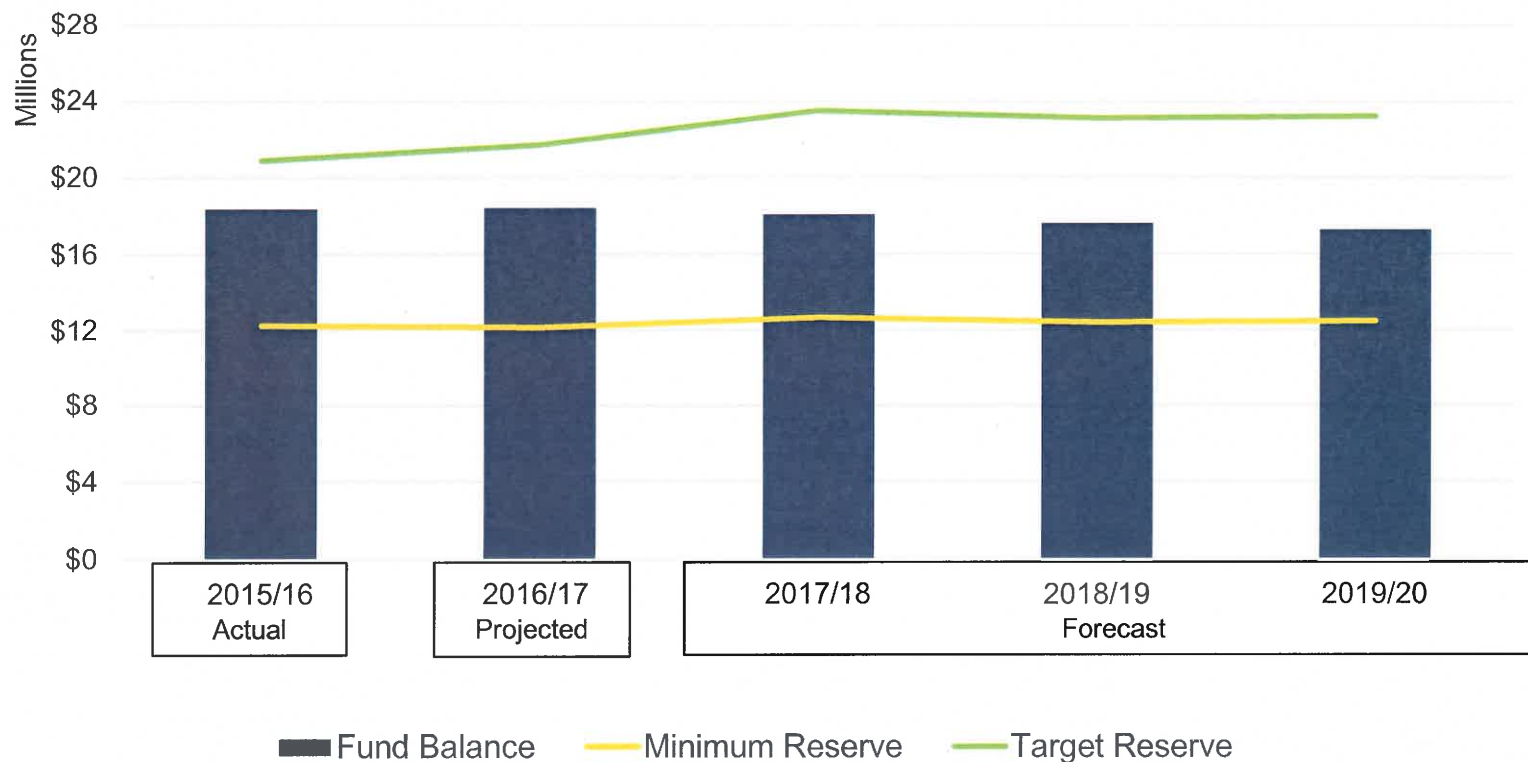
96% Allocation to Other Agency Funds

- \$2.3 million or 4% remains in the Administrative Services fund and supported by property taxes.

Fund	Dollar \$ in Millions	Percentage
Regional Wastewater Capital	\$7.5	12.3%
Regional Wastewater Operations	32.5	53.2%
Recycled Water	6.4	10.4%
Non-Reclaimable Wastewater	3.0	4.8%
Water Resources	3.2	5.2%
Recharge Water	0.8	1.3%
Inland Empire Regional Compost Authority	3.8	6.3%
Chino Basin Desalter Authority	1.6	2.6%
Total	\$58.8	96.1%

Administrative Services Fund Fund Reserve

- Supports the Agency's self-insurance programs, employee retirement long term obligations and mandated operating contingency.



Water Resources Fund Major Initiatives

- Integrated Resources Plan
- Delivery of imported water supplies
- Regional Water Use Efficiency Programs
- Local Supply Resilience Projects
- Santa Ana River Conservation and Conjunctive Use Program (SARCCUP)
- California Urban Water Conservation Council
- California Data Collaborative



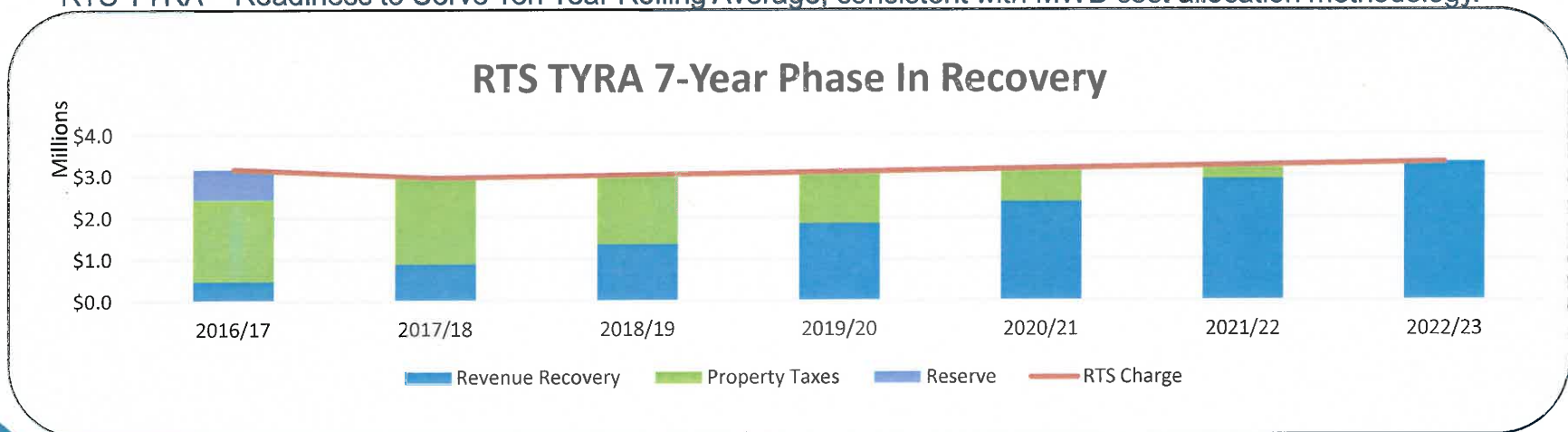
Water Resources Fund Readiness to Serve (RTS) Obligation

RTS fees are pass-through charges from Metropolitan Water District (MWD);

- 7 year phase-in recovery beginning in FY 2016/17
- Shortfall supported by property taxes and fund reserves

	2016/17	2017/18	2018/19	2019/20	2020/21	2021/22	2022/23
RTS TYRA 7YR Phase In (Estimated rate per AF)	15% ~\$7.82	30% ~\$14.58	45% ~\$22.47	60% ~\$31.63	75% ~\$42.73	90% ~\$53.93	100% ~\$61.38

RTS TYRA – Readiness to Serve Ten Year Rolling Average, consistent with MWD cost allocation methodology.

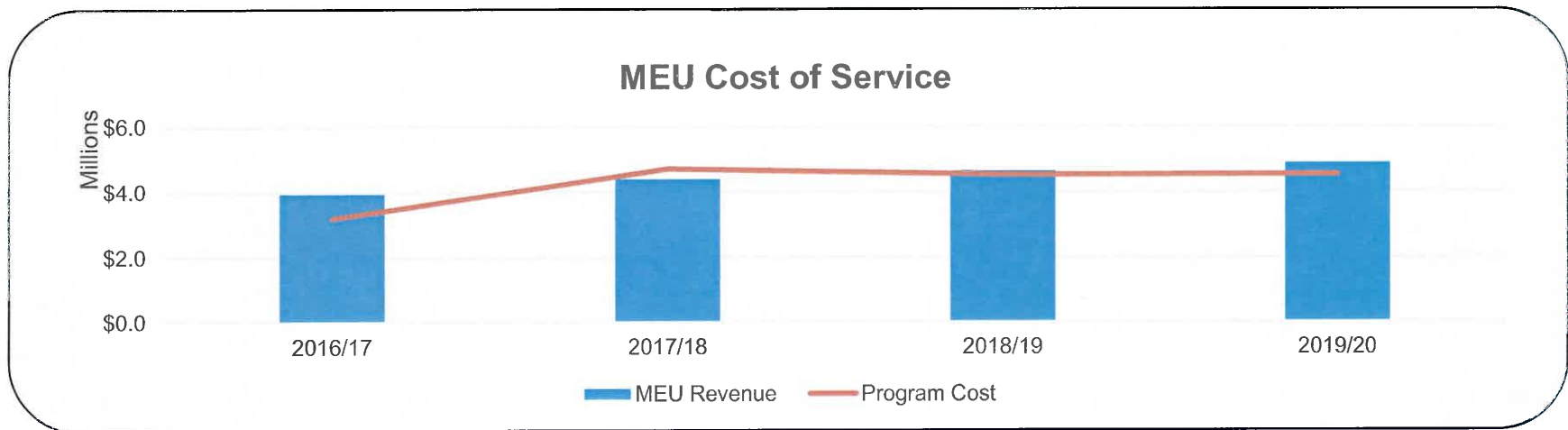


Water Resources Fund Program Costs

- MEU rate supports regional water use efficiency projects and program support costs.
- **Not supported by MEU rate** are direct costs associated with Santa Ana River Conservation and Conjunctive Use Program (SARCCUP), Water bank project, and purchases of supplemental water supplies.

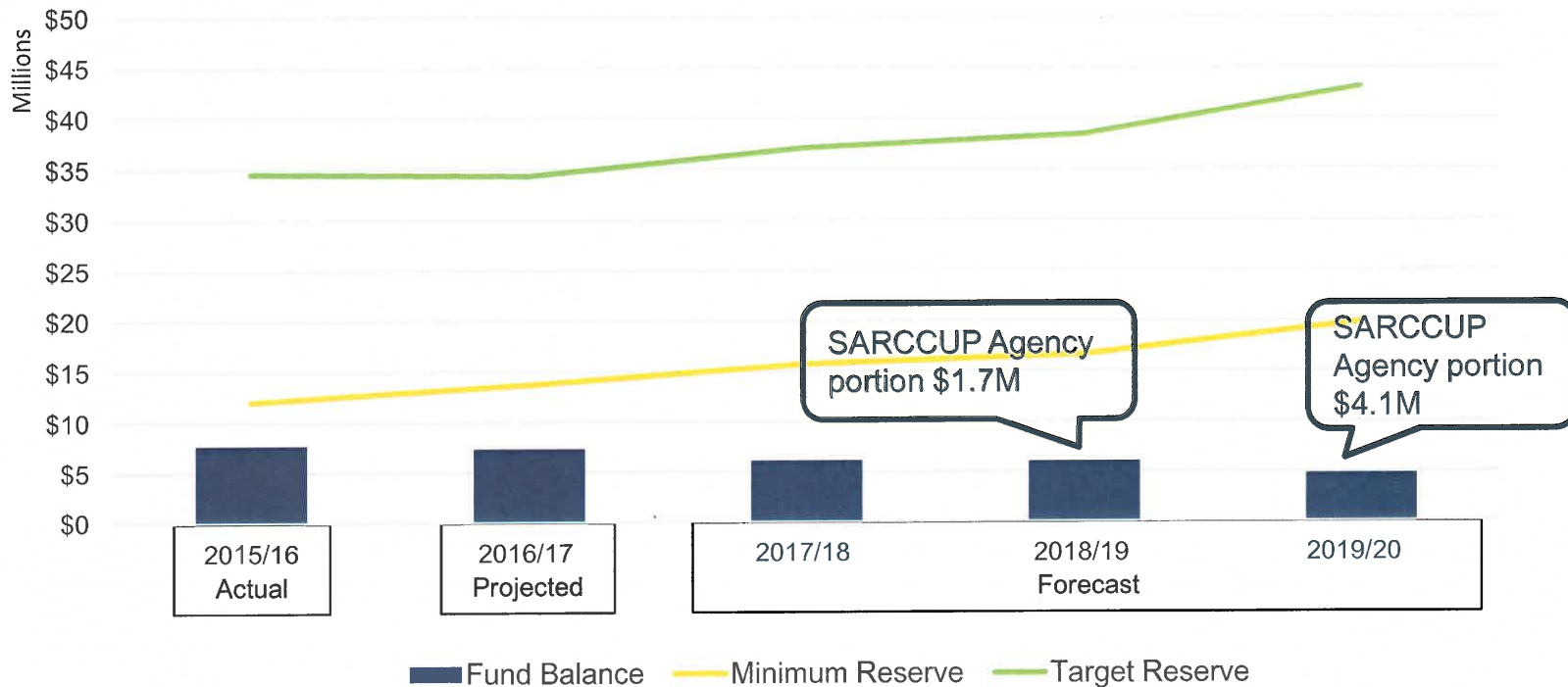
	2016/17	2017/18	2018/19	2019/20	2020/21	2021/22	2022/23
MEU rate: \$/MEU	\$0.90	\$0.95	\$0.99	\$1.04	Adjustments based on CPI		

MEU- Meter equivalent unit size 5/8" or 3/4"



Water Resources Program Fund Reserve

- \$8.8 million in property taxes to support 7 year phase in of RTS TYRA
- \$6.7 million estimated Agency share of SARCCUP project costs



Next Steps

Timeline	IEUA Finance Committee/Board	Regional Technical/Policy Committees
Budget Workshop	March 1	
Fiscal Years 2017/18-2018/19 Biennial Budget Overview	March 8 March 15	March 30 April 6
Review of proposed O&M budget for Regional Wastewater, Recycled Water, and Recharge Water programs and Ten Year Capital Improvement Plan (TYCIP) FYs 2018-2027	April 19	April 27 May 4
Review of proposed budget for Non-reclaimable Wastewater, Water Resources, and Administrative Services programs	May 10 May 17	
Recommendation for the proposed budget for the Regional Wastewater and Recycled Water funds		May 25 June 1
Final review and approval of proposed biennial O&M budget and TYCIP.	June 14 June 21	


The proposed biennial budget and TYCIP is consistent with the Agency's business goal of fiscal responsibility to plan multi-year budgets and rate requirements to maintain fiscal stability for IEUA and the member agencies.

INFORMATION
ITEM

5B

Engineering and Construction Management Project Updates

Board Meeting



EN11031 – RP-5 Flow Equalization

- Contractor: SCW Contracting
- Current Contract (Construction): \$945 K
- Total Project Budget: \$3.4 M
- Project Completion: June 2017
- Percentage Complete: 15%
- Scope of Work:
 - Install level transmitters
 - Replace chemical pumps
 - Concrete repair and coating at chemical facility
- Current Activities:
 - Chemical pump removal and replacement
 - Chemical facility concrete repair and coating
- Focus Points:
 - Install and test new pumps



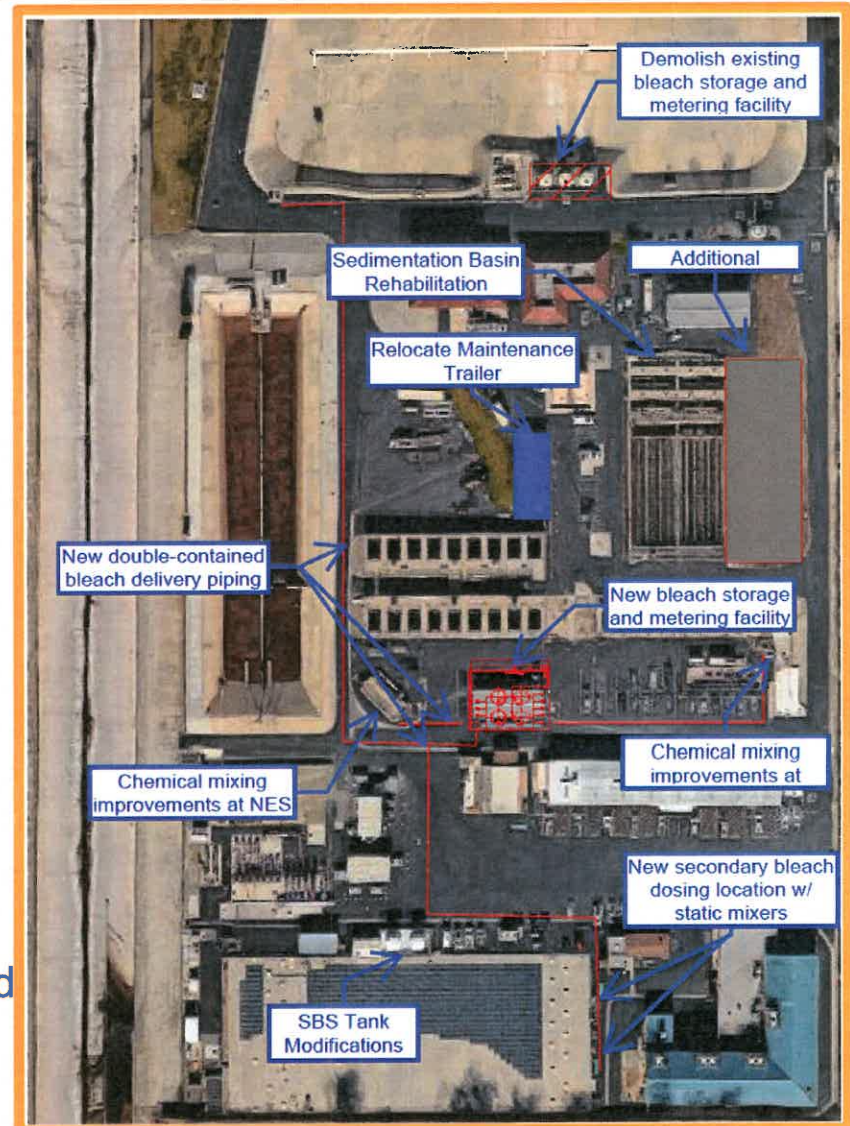
Replace Existing SHS Pumps



Inlet Structure

EN11039 – RP-1 Disinfection Pump Improvements

- Design Engineer: Carollo Engineers
- Current Contract (Design): \$498 K
- Total Project Budget: \$1.3 M
- Project Completion: August 2018
- Percentage Complete: 30%
- Scope of Work:
 - Chemical containment area relocation
 - New chemical feed systems
 - New/upgraded chemical dosing locations
- Current Activities:
 - 30% Design submittal received
 - Beginning 50% design
 - Potholing and surveying
- Focus Points:
 - 50% Design Development, site survey , and underground investigation




EN14019 – RP-1 Headworks Primary and Secondary Upgrades

- Design Engineer: RMC Water and Environment
- Current Contract (Design): \$819 K
- Total Project Budget: \$10.4 M
- Project Completion: October 2018
- Percentage Complete: 85%
- Scope of Work:
 - Rehabilitate the grit removal systems
 - Install submersible scum pumps and mixer
 - Design a bypass for System C flow meter
- Current Activities:
 - Final design complete
 - Advertise to bid
- Focus Points:
 - Improve the quality of I& C drawings




Grit Processing Equipment




Corroded Concrete

EN14047 – SCADA Control Upgrades

- Contractor: Trimax
- Current Contract (Construction): \$251 K
- Total Project Budget: \$932 K
- Project Completion: June 2017
- Percentage Complete: 85%
- Scope of Work:
 - Replace rubber dam system and controllers at five recharge basins
 - Upgrade remote interface system
- Current Activities:
 - Import upgraded SCADA application onto IEUA server
 - Conduct testing
- Focus Points:
 - Finalize programming and testing of new interface screens
 - Coordinate the controller change overs at rubber dam sites



San Sevaine Turnout Control Panel



Turner Basin Control Panel

EN15012 – RP-1 Primary Effluent Conveyance Improvements

- Design Engineer: Stantec Consulting
- Current Contract (Design): 461 K
- Total Project Budget: \$1.8 M
- Project Completion: May 2019
- Percentage Complete: 2%
- Scope of Work:
 - Rehabilitation primary effluent system
 - Corrosion protection
 - Wet well decommissioning pre-design
 - Analysis for improvement of foul air system
- Current Activities:
 - Preliminary Design Report
- Focus Points:
 - Resolve discrepancy between Primary Clarifier Effluents Theoretical HGL and the field data



Exposed Rebar In Grating At Support Beam




IPS Wet Well Concrete Corrosion

EN16047 – HQ Parking Lot

- Contractor: W.A. Rasic
- Current Contract (Construction): \$264 K
- Total Project Budget: \$443 K
- Project Completion: September 2018
- Percentage Complete: 96%
- Scope of Work:
 - Remove 59 ash trees
 - Replace 24 slabs (49 parking stalls)
 - Grind 85 lf of raised pavement
 - Clean 7,000 sf of permeable concrete
- Current Activities:
 - Pouring concrete on remaining slabs
 - Preparing to clean permeable concrete
- Focus Points:
 - Special Construction, Striping and Marking, Project Close-out



Slab Pour



Recently Poured Slabs and Removed Ash Trees


**INFORMATION
ITEM**


5D


Date: May 17, 2017

To: The Honorable Board of Directors

Through: Finance and Administration Committee (5/10/17)

From:  P. Joseph Grindstaff
General Manager

Submitted by:  Christina Valencia
Chief Financial Officer/Assistant General Manager

 Javier Chagoyen-Lazaro
Manager of Finance and Accounting

Subject: FY 2017/18 Adopted Budget for Inland Empire Regional Composting Authority

RECOMMENDATION

The FY 2017/18 Adopted Budget for the Inland Empire Regional Composting Authority is submitted as an informational item for the Board to review and file.

BACKGROUND

Annually, the Inland Empire Regional Composting Authority (IERCA) prepares a budget for operating expenses and capital expenditures. The budget is presented to the IERCA Board for adoption prior to June 30 of each year, pursuant to the Joint Powers Authority (JPA). The IERCA Board adopted the FY 2017/18 budget on May 1, 2017.

Revenues

Total revenues and other funding sources are budgeted at \$9.7 million, an increase of \$1.2 million from the FY 2016/17 projected actual. An increase in the tipping fee from \$55 per wet ton of biosolids to \$56 per wet ton was proposed for FY 2017/18. Total wet tons of biosolids are projected to remain at 145,000, resulting in tipping fees of \$8.1 million. Compost sales and deliveries are estimated at \$500,000. A capital call of \$1.0 million, carried forward from the current fiscal year, is included in the FY 2017/18 budget to support capital project spending. If executed, this call will be funded equally by IEUA and Sanitation District No. 2 of Los Angeles County (SDLAC). The call of \$0.5 million from IEUA will be supported by the Regional Wastewater Capital (RC) fund.

Expenses

Total operating expenses are budgeted at \$7.9 million, approximately \$540,000 higher than the \$7.4 million projected for the current fiscal year. Employment costs, projected for 25 full time equivalent (FTE) positions for FY 2017/18, comprise nearly 50% of total operating costs. Total employment costs are budgeted at \$3.9 million and include IEUA labor costs of \$3.8 million and SDLAC labor costs and other contract labor of \$0.1 million. Other significant operating costs include: utilities \$1.3 million, materials and supplies \$1.1 million, professional fees and services \$974 thousand, and biofilter media replacement of \$250 thousand. Capital expenditures are budgeted at \$2.6 million, an increase of approximately \$1.8 million from the current year projected actual. This increase is primarily for capital replacement projects, including \$1 million for IERCA Trommel Screen Improvements.

Reserves

Total fund balance is estimated to decrease from \$4.3 million projected at the end of the current fiscal year to \$3.4 million at the end of FY 2017/18 due to higher capital replacement costs. The estimated ending fund balance is designated as follows: \$1.9 million for operating contingency (based on a minimum of 3 months budgeted operating costs), \$770,000 for biofilter media replacement, \$494,000 for capital replacement and construction, and \$200,000 for liability insurance.

Please refer to the attached copies of the IERCA Board letter, proposed budget, and presentation dated May 1, 2017.

PRIOR BOARD ACTION

None.

IMPACT ON BUDGET

None.


Attachments:

Attachment A – IERCA Board Letter

Attachment B – Schedules A – C, FY 2017/18 IERCA Adopted Budget

Attachment C – FY 2017/18 IERCA Budget Presentation



Date: May 1, 2017
To: Honorable Board of Directors
From:  Christina Valencia
Treasurer
Subject: Adoption of IERCA Budget for Fiscal Year 2017/18

RECOMMENDATION

It is recommended that the Board of Directors;

1. Adopt the Inland Empire Regional Composting Authority (IERCA) budget for fiscal year 2017/18;
2. Increase the tipping fee rate from \$55 to \$56 per wet ton effective July 1, 2017; and
3. Approve a capital call of \$1,000,000 to be shared equally by the Inland Empire Utilities Agency (IEUA) and the Sanitation District No. 2 of Los Angeles County (SDLAC) to support capital improvement project costs, as needed.

BACKGROUND

Pursuant to the Inland Empire Regional Composting Authority Joint Powers Agreement (JPA), an annual operating and capital budget is to be presented and adopted by the JPA Board prior to June 30 each year. The proposed FY 2017/18 budget is based on the following key assumptions:

Revenues

- Increase tipping fee from \$55 to \$56 per wet ton,
- Maintain the estimated biosolids receipts of 145,000 tons, and
- Carry forward \$1,000,000 capital call to support capital expenditures.

O&M Expenses

- Maintain authorized staffing at 25 full time equivalent (FTEs) positions,
- Assume \$0.125/kWh rate for electricity purchased from the grid and \$0.1354/kWh rate for solar power.

Capital Improvement Plan (CIP)

The proposed FY 2017/18 capital improvement plan for of \$2.6 million is funded by a combination of reserves, capital call and tipping fees. A summary of the CIP is shown below in Table 1.

Table 1: Capital Improvement Plan

(S Thousands)	Actual 2015/16	Adopted Budget 2016/17	Amended Budget 2016/17	Projected Actual 2016/17	Proposed 2017/18
Capital Improvements/Construction	\$829	\$1,239	\$1,276	\$764	\$2,608
Replacement & Rehabilitation	1	350	350	50	0
Total	\$830	\$1,589	\$1,626	\$814	\$2,608

The increase of \$37,000 between the FY 2016/17 adopted and amended budget is due open encumbrances carried forward from the prior fiscal year. Cumulative project costs for FY 2016/17 projects are within the respective total project budget.

FY 2017/18 Budget Summary

The following section summarizes the proposed FY 2017/18 budget for total revenues, expenses, and capital expenditures.

Total revenues in FY 2017/18 are \$9.7 million, as shown in Table 2 below. An increase of approximately \$1.2 million is projected for total revenues in FY 2017/18 to the \$8.5 million of FY 2016/17 projected actual. The increase is primarily due to the proposed capital call and tipping fee increase.

Table 2: FY 2017/18 Revenues

<u>REVENUES</u>	<u>\$ 000's</u>	<u>\$/Ton</u>	<u>Assumptions</u>
Tipping Fees	\$8,120	\$56	Based on 145,000 wet tons per year @ a rate of \$56.00/ton
Contributed Capital	1,000		Capital call equally shared by IEUA and SDLAC. The last capital call was made in FY 2012/13 for \$1,000,000 to support capital process improvements.
Compost Sales/ Organics Waste Recycling/Compost Deliveries	500		100% sales of compost products compost delivery service and green waste recycling.
Biosolids Administration Fees	25		Tipping fee surcharge paid by third party biosolids suppliers
Interest Income & Other Revenues	15		Assumes 0.5% annual interest rate.
Total Revenues	\$9,660		

Total operating expenses of \$7.9 million proposed for FY 2017/18 are approximately \$543,000 higher than current fiscal year projected actual of \$7.4 million. The higher O&M budget is

primarily due to higher materials and supplies and biofilter media replacement reserve. A summary of the FY 2017/18 operating expenses is reported in Table 3.

Table 3: FY 2017/18 Expenses

OPERATING EXPENSES	\$ 000's	Assumptions
Employment	\$3,897	25 FTEs and operations support provided by IEUA/SDLAC
Materials & Supplies	1,375	Includes facility maintenance supplies, fuel, and biofilter media replacement reserve
Utilities	1,251	Includes power purchases from the grid and solar renewable energy
Professional Services	973	Includes compost transport and contracted services
Office & Administration	55	Includes employee training, memberships and office supplies
Other Expenses	391	Includes leases/rental and financial expenses, insurance, operating fees (Non-Reclaimable Wastewater charges, permits and licenses.)
Total Expenses	\$7,942	

The FY 2017/18 project CIP budget of \$2.6 million represents an increase of approximately \$1.8 million compared to the FY 2016/17 projected actual. The additional amount is driven by higher replacement and rehabilitation (R&R) requirements and additional facility improvements. Details on the FY 2017/18 projects are available in Table 4.

Table 4: FY 2017/18 Capital Projects

CAPITAL PROJECTS	\$ 000's	Project Description
		Capital R&R
Trommel Screen Improvements	\$1,000	Replace and repair trommel screens including a new drive system, frame overhaul, and new drum.
Transition Air Duct Improvements	525	Modify transition air duct to ensure air is contained and the structure is sound.
Capital Replacement	500	Unplanned facility and equipment rehabilitation and replacement.
MCC HVAC Improvements	200	Replacement of existing air conditioning units to keep the facility operational without impacting productivity or quality of compost.
Building Improvements	150	Improvements to create additional warehouse storage, office space for maintenance staff, and assess reconfiguration of conference room.
Network Infrastructure Replacement	133	Replacement of network infrastructure including SCADA software and hardware and BizNet workstations.
Ventilation Improvements	100	Replacement of corroded air supply fans.
Total Capital R&R Budget	\$2,608	

Fund Balance

Based on the proposed budget, the total ending fund balance is estimated to be \$3.4 million at the end of FY 2017/18, a decrease of approximately \$890,000 from the projected ending balance at the end of the current fiscal year. The decrease is primarily due to higher R&R costs partially supported by the proposed capital call. The capital call will be exercised as needed to support execution of the proposed CIP budget.

Designation of Fund Balance

Maintaining an adequate fund balance is essential in ensuring the JPA’s ability to support day-to-day operations and near term operating and capital requirements. Table 5 below summarizes the proposed designation for the estimated fund balance of \$3.4 million at the end of FY 2017/18, along with the intended funding sources.

Table 5: FY 2017/18 Fund Balance

Fund Balance Category	Description	Estimated Ending Balance as of 6/30/2018 (\$Thousands)	Funding Source
Operating Contingency	Equal to three months of operating expenses to address unplanned events.	\$1,923	
BioFilter Replacement	Annual deposits build to support full replacement every 5 years.	770	Tipping fees
Insurance Liability	Self-insurance program.	200	
Capital Replacement/Construction	Projected R&R costs over the next 5 years averages about \$9.67 per wet ton. Approximately \$0.73 per wet ton is covered by the proposed tipping fee of \$56.	494	Reserves, Capital Call and Tipping Fees
Total		\$3,387	

PRIOR BOARD ACTION

The Board adopted the FY 2016/17 budget on May 2, 2016.

IMPACT ON BUDGET

None.

**Inland Empire Regional Composting Authority
Schedule A Summary**

	Actual 2014/15	Actual 2015/16	Adopted 2016/17	Amended 2016/17	Proj. Actual 2016/17	Proposed 2017/18	Forecast			
							2018/19	2019/20	2020/21	2021/22
Rate Per Ton	\$54.00	\$54.00	\$55.00	\$55.00	\$55.00	\$56.00	\$57.00	\$58.00	\$60.00	\$61.00
Actual/Projected Tonnage	145,540	147,893	145,000	145,000	145,455	145,000	145,000	145,000	145,000	145,000
Revenues										
Contributed Capital	\$0	\$0	(\$1,000,000)	(\$1,000,000)	\$0	(\$1,000,000)	(\$1,000,000)	(\$1,000,000)	(\$1,000,000)	\$0
Biosolids Recycling (Tipping Fees)	(7,922,761)	(8,045,513)	(7,975,000)	(7,975,000)	(8,000,000)	(8,120,000)	(8,265,000)	(8,410,000)	(8,700,000)	(8,845,000)
Biosolids Recycling Admin Fees	(300)	(5,516)	(25,000)	(25,000)	(21,000)	(25,000)	(25,000)	(25,000)	(25,000)	(25,000)
Compost Delivery Svs	(167,589)	(173,717)	(200,000)	(200,000)	(115,000)	(150,000)	(150,000)	(150,000)	(150,000)	(150,000)
Compost Sales	(407,252)	(377,860)	(350,000)	(350,000)	(300,000)	(350,000)	(350,000)	(360,500)	(371,315)	(382,454)
Energy/Cap Rebates	(1,695)	(354)	(12,000)	(12,000)	(28,941)	-	-	-	-	-
Interest Income	(15,960)	(14,766)	(10,000)	(10,000)	(10,000)	(10,000)	(10,000)	(10,000)	(10,000)	(10,000)
Grants & Subsidies	-	(50,000)	-	-	(10,070)	-	-	-	-	-
Draw on Biofilter Reserve	-	-	-	-	-	-	-	-	(1,000,000)	-
Other Non Operating Revenues	(15,047)	(7,573)	(5,000)	(5,000)	(1,805)	(5,000)	(5,000)	(5,000)	(5,000)	(5,000)
Total Revenues Available for Expenses	(\$8,530,604)	(\$8,675,298)	(\$9,577,000)	(\$9,577,000)	(\$8,486,816)	(\$9,660,000)	(\$9,805,000)	(\$9,960,500)	(\$11,261,315)	(\$9,417,454)
Expenses										
Labor	\$3,477,139	\$3,429,389	\$3,619,831	\$3,636,611	\$3,807,500	\$3,897,500	\$3,976,175	\$4,056,445	\$4,138,343	\$4,221,902
Office & Administration	43,560	39,385	47,960	47,960	48,100	54,654	56,394	58,074	59,795	61,619
Professional Fees & Services	945,838	881,913	891,600	945,177	968,047	973,500	1,010,705	1,041,026	1,072,257	1,104,425
Materials & Supplies/O&M Projects	1,077,806	861,276	1,073,100	1,125,171	934,700	1,124,600	1,158,338	1,193,088	1,228,881	1,265,747
Bio Filter Media Replacement	719,792	-	250,000	250,000	32,400	250,000	257,500	265,225	1,000,000	281,377
Insurance	159,160	153,073	165,000	165,000	144,476	157,500	162,225	167,092	172,104	177,268
Operating Fees	77,952	71,079	91,800	91,800	114,500	118,500	122,055	125,717	129,488	133,373
Utilities	1,164,936	1,387,050	1,251,630	1,251,630	1,244,500	1,250,680	1,288,200	1,326,846	1,366,652	1,407,651
Leases & Rentals	92,958	91,554	115,000	115,000	105,000	115,000	118,450	122,003	125,664	129,433
Financial Expenses	241,333	16,509	100	100	-	100	100	100	100	100
Total Expenses	\$8,000,473	\$6,931,229	\$7,506,021	\$7,628,449	\$7,399,223	\$7,942,034	\$8,150,142	\$8,355,616	\$9,293,284	\$8,782,896
Capital Projects										
Capital Replacement Project	\$2,916,757	\$829,376	\$1,238,500	\$1,275,634	\$764,354	\$2,608,000	\$1,100,000	\$1,700,000	\$1,100,000	\$500,000
Capital Expansion Projects	1,051,029	1,211	350,000	350,000	50,000	-	-	-	-	-
Total Capital Projects	\$3,967,786	\$830,587	\$1,588,500	\$1,625,634	\$814,354	\$2,608,000	\$1,100,000	\$1,700,000	\$1,100,000	\$500,000
Net Profit/(Loss)	(\$3,437,655)	\$913,481	\$482,479	\$322,917	\$273,239	(\$890,034)	\$554,858	(\$95,116)	\$868,031	\$134,559
Reserves										
Beginning Reserve Balance	\$6,527,729	\$3,090,074	\$3,856,095	\$4,003,555	\$4,003,555	\$4,276,794	\$3,386,760	\$3,941,618	\$3,846,502	\$4,714,533
Ending Reserve Balance	\$3,090,074	\$4,003,555	\$4,338,574	\$4,326,472	\$4,276,794	\$3,386,760	\$3,941,618	\$3,846,502	\$4,714,533	\$4,849,092
Operating Contingency (3mths Expenses)	\$2,666,824	\$1,732,807	\$1,814,005	\$1,844,612	\$1,841,706	\$1,923,009	\$1,973,161	\$2,022,598	\$2,073,321	\$2,125,380
Replacement Reserve - BioFilter	200,000	624,840	345,000	697,340	697,567	770,067	973,067	1,176,067	379,067	582,067
Insurance Liability (Risk Mgmt)	200,000	200,000	200,000	200,000	200,000	200,000	200,000	200,000	200,000	200,000
Capital Replacement & Construction	23,249	1,445,908	1,979,569	1,584,521	1,537,522	493,685	795,391	447,837	2,062,145	1,941,645
Total Reserve Balance	\$3,090,074	\$4,003,555	\$4,338,574	\$4,326,472	\$4,276,794	\$3,386,760	\$3,941,618	\$3,846,502	\$4,714,533	\$4,849,092

Inland Empire Regional Composting Authority
Schedule B Detail

Cost Center	Cost Element	Actual	Actual	Adopted	Amended	Proj. Actual	Proposed	Forecast			
		2014/15	2015/16	2016/17	2016/17	2016/17	2017/18	2018/19	2019/20	2020/21	2021/22
Tonage/Rate											
	Tons	145,540	147,893	145,000	145,000	145,455	145,000	145,000	145,000	145,000	145,000
	O&M Cost per ton	\$ 54.97	\$ 46.87	\$ 51.77	\$ 52.61	\$ 50.87	\$ 54.77	\$ 56.21	\$ 57.62	\$ 57.20	\$ 60.57
	Biofilter Media Replacement Reserve		\$ 1.50	\$ 0.50	\$ 0.50	\$ 0.50	\$ 0.50	\$ 1.40	\$ 1.40	\$ 1.40	\$ 1.40
	Capital Expansion Cost per Ton			\$ 2.41	\$ 2.41	\$ 0.34	\$ -	\$ -	\$ -	\$ -	\$ -
	Capital Replacement Cost per Ton	\$ 27.26	\$ 5.62	\$ 8.54	\$ 8.80	\$ 5.25	\$ 17.99	\$ 7.59	\$ 11.72	\$ 7.59	\$ 3.45
	Total Cost Per Ton	\$ 82.23	\$ 53.98	\$ 63.22	\$ 64.32	\$ 56.97	\$ 73.26	\$ 65.19	\$ 70.75	\$ 66.18	\$ 65.42
	Member Contributions	\$ -	\$ -	\$ 6.90	\$ 6.90	\$ -	\$ 6.90	\$ 6.90	\$ 6.90	\$ 6.90	\$ -
	CIP Funded by Reserves			\$ 4.06	\$ 4.31	\$ 5.60	\$ 11.09	\$ 0.69	\$ 4.83	\$ 0.69	\$ 3.45
	Rate Per Ton	\$ 82.23	\$ 53.98	\$ 52.27	\$ 53.11	\$ 51.37	\$ 55.27	\$ 57.61	\$ 59.02	\$ 58.60	\$ 61.97
	Adopted Rate Per Ton	\$ 54.00	\$ 54.00	\$ 55.00	\$ 55.00	\$ 55.00	\$ 56.00	\$ 57.00	\$ 58.00	\$ 60.00	\$ 61.00
Revenues											
211112	406000 Compost Delivery Svcs	(167,589)	(173,717)	(200,000)	(200,000)	(115,000)	(150,000)	(150,000)	(150,000)	(150,000)	(150,000)
211112	406200 Compost Sales	(407,252)	(377,860)	(350,000)	(350,000)	(300,000)	(350,000)	(350,000)	(360,500)	(371,315)	(382,454)
	<i>409360 NRW Prof Svcs</i>										
	Service Charges	(574,841)	(551,576)	(550,000)	(550,000)	(415,000)	(500,000)	(500,000)	(510,500)	(521,315)	(532,454)
200112	404010 Biosolids Recycling (<i>Tipping Fees</i>)	(7,922,761)	(8,045,513)	(7,975,000)	(7,975,000)	(8,000,000)	(8,120,000)	(8,265,000)	(8,410,000)	(8,700,000)	(8,845,000)
200112	409920 Biosolids Recycling Admin Fees	(300)	(5,516)	(25,000)	(25,000)	(21,000)	(25,000)	(25,000)	(25,000)	(25,000)	(25,000)
	Sales	(7,923,061)	(8,051,029)	(8,000,000)	(8,000,000)	(8,021,000)	(8,145,000)	(8,290,000)	(8,435,000)	(8,725,000)	(8,870,000)
211112	412030 Energy/Cap Rebates	(1,695)	(354)	(12,000)	(12,000)	(28,941)	-	-	-	-	-
	Other Revenues	(1,695)	(354)	(12,000)	(12,000)	(28,941)	-	-	-	-	-
	Operating Revenues	(8,499,597)	(8,602,959)	(8,562,000)	(8,562,000)	(8,464,941)	(8,645,000)	(8,790,000)	(8,945,500)	(9,246,315)	(9,402,454)
211112	480110 Interest Income	(15,960)	(14,766)	(10,000)	(10,000)	(10,000)	(10,000)	(10,000)	(10,000)	(10,000)	(10,000)
211112	483010 Contributed Capital	-	-	(1,000,000)	(1,000,000)	-	(1,000,000)	(1,000,000)	(1,000,000)	(1,000,000)	-
211112	484030 Grants & Subsidies	-	(50,000)	-	-	(10,070)	-	-	-	-	-
	Draw on Reserves for Biofilter Reserve	-	-	-	-	-	-	-	-	(1,000,000)	-
211112	499010 Other Non Operating Revenues	(15,047)	(7,573)	(5,000)	(5,000)	(1,805)	(5,000)	(5,000)	(5,000)	(5,000)	(5,000)
	Non Operating Revenues	(31,007)	(72,339)	(1,015,000)	(1,015,000)	(21,875)	(1,015,000)	(1,015,000)	(1,015,000)	(2,015,000)	(15,000)
	TOTAL REVENUES	(8,530,604)	(8,675,298)	(9,577,000)	(9,577,000)	(8,486,816)	(9,660,000)	(9,805,000)	(9,960,500)	(11,261,315)	(9,417,454)
Expenses											
Office & Administration											
211112	511120 Employee Training and Seminars - Dept Sp	2,255	998	7,500	7,500	6,000	10,000	10,300	10,609	10,927	11,255
211112	511220 Travel Costs - Mileage Reimbursement	12,494	10,020	9,800	9,800	9,800	10,000	10,400	10,700	11,000	11,360
211112	511230 Travel Costs - Transportation	1,569	1,127	1,000	1,000	2,400	1,000	1,030	1,061	1,093	1,125
211112	511240 Travel Costs - Meals	430	353	310	310	810	300	309	318	328	338
211112	511250 Travel Costs - Lodging	2,288	1,279	2,500	2,500	4,500	2,000	2,060	2,122	2,185	2,251
211112	511290 Travel Costs - Other	231	179	200	200	300	200	206	212	219	225
211112	511330 Safety Awards	100	140	240	240	240	240	247	255	262	270
211112	512010 Office Supplies-General	6,801	10,227	8,000	8,000	6,500	8,000	8,240	8,487	8,742	9,004

**Inland Empire Regional Composting Authority
Schedule B Detail**

Cost Center	Cost Element	Actual	Actual	Adopted	Amended	Proj. Actual	Proposed	Forecast			
		2014/15	2015/16	2016/17	2016/17	2016/17	2017/18	2018/19	2019/20	2020/21	2021/22
211112	512210 Forms, Printing and Copying costs	427	236	360	360	100	360	371	382	393	405
211112	512350 Postage and Delivery Charges	1,268	685	500	500	500	500	515	530	546	563
211112	513010 Meeting Expenses	2,044	2,552	3,000	3,000	3,000	3,000	3,090	3,183	3,278	3,377
211112	513020 Conference Expenses	2,095	-	2,000	2,000	1,300	1,000	1,030	1,061	1,093	1,125
211112	514010 Memberships - Agency Wide	10,300	11,125	11,000	11,000	11,000	15,000	15,450	15,914	16,391	16,883
211112	514110 Subscriptions and Publications	222	198	450	450	200	450	464	477	492	506
211112	514210 Registration-DMV, Title, Permit, Applic	226	266	500	500	-	500	515	530	546	563
211112	515030 Contributions-Sponsorships	250	-	-	-	1,250	1,504	1,549	1,596	1,643	1,693
211112	519510 Othr Admin Expense	186	-	200	200	200	200	206	212	219	225
211112	519530 Fines & Penalties	375	-	400	400	-	400	412	424	437	450
Office & Administration Expenses		43,560	39,385	47,960	47,960	48,100	54,654	56,394	58,074	59,795	61,619
Materials & Supplies											
211112	512110 Operating Supplies - General	23,928	27,528	12,000	12,000	10,000	12,000	12,360	12,731	13,113	13,506
211112	512140 Uniform / Throw Rugs	18,094	20,757	17,000	17,000	20,000	20,000	20,600	21,218	21,855	22,510
211112	512160 Laboratory Supplies	1,616	1,668	5,000	5,000	2,500	5,000	5,150	5,305	5,464	5,628
211112	512170 Operations & Maintenance Supplies	405,860	452,599	475,000	513,164	500,000	575,000	592,250	610,017	628,318	647,167
211112	512190 Disaster Preparedness Supplies	-	-	100	100	100	100	103	106	109	113
211112	512410 Fuel	159,030	97,131	200,000	200,000	150,000	200,000	206,000	212,180	218,545	225,102
211112	512440 Industrial Gases	-	50	-	-	-	-	-	-	-	-
211112	512450 Fleet Parts & Supplies	2,620	56	2,000	2,000	500	1,000	1,030	1,061	1,093	1,125
211112	512610 Equipment/Furniture - Office - Low Value	108	-	-	-	-	-	-	-	-	-
211112	512660 Equipment - Small Tools/Equip.< \$2000	5,472	846	2,000	2,000	1,500	1,500	1,545	1,591	1,639	1,688
211112	512710 Equipment Maintenance & Supplies	232,349	237,446	320,000	333,906	250,000	300,000	309,000	318,270	327,818	337,653
211112	512910 Other Materials & Supplies	222,383	23,195	40,000	40,000	100	10,000	10,300	10,609	10,927	11,255
211112	512920 Biofilter Media Replacement	719,792	-	250,000	250,000	32,400	250,000	257,500	265,225	1,000,000	281,377
211112	O&M Projects	6,346	-	-	-	-	-	-	-	-	-
Materials & Supplies		1,797,598	861,276	1,323,100	1,375,171	967,100	1,374,600	1,415,838	1,458,313	2,228,881	1,547,124
Insurance											
211112	517010 Insurance Premiums - Liability	38,560	30,447	35,000	35,000	33,476	37,500	38,625	39,784	40,977	42,207
211112	517210 Insurance Premiums - Casualty	120,600	122,626	130,000	130,000	111,000	120,000	123,600	127,308	131,127	135,061
Insurance		159,160	153,073	165,000	165,000	144,476	157,500	162,225	167,092	172,104	177,268
Professional Fees & Services											
211112	520110 External Audit Services	4,049	-	5,000	5,000	5,000	5,000	5,150	5,305	5,464	5,628
211112	520210 Legal Fees - General	15,024	3,762	8,500	8,500	5,000	5,000	5,150	5,305	5,464	5,628
211112	520230 Legal Fees - Litigation	-	-	5,000	5,000	-	5,000	5,150	5,305	5,464	5,628
211112	520920 Professional Services - Engineering	-	1,000	-	-	-	-	-	-	-	-
211112	520960 Internet Services	10	-	-	-	-	-	-	-	-	-
211112	520980 Professional Services - Other	-	8,703	-	-	-	-	-	-	-	-
211112	521010 Contract Labor	89,268	11,563	62,000	78,780	35,000	35,000	36,050	37,132	38,245	39,393
211112	521015 Contract Labor_IEUA	3,359,606	3,378,754	3,525,831	3,525,831	3,750,000	3,825,000	3,901,500	3,979,530	4,059,121	4,140,303
212112	521018 Contract Labor-LACSD	16,258	21,237	25,000	25,000	12,500	25,000	25,750	26,522	27,318	28,138
211112	521030 Contract Burden	12,008	17,836	7,000	7,000	10,000	12,500	12,875	13,261	13,659	14,069
211112	521050 Contract Materials	520	-	3,000	3,000	1,400	1,000	1,030	1,061	1,093	1,125
211112	521080 Other Contractual Services	888,202	831,014	820,000	873,517	900,000	900,000	927,000	954,810	983,454	1,012,958
211112	521110 Outside Svc's-Lndscaping/Weed/Pest Cntro	7,864	7,421	8,500	8,500	13,000	13,000	13,390	13,792	14,205	14,632
211112	521120 Outside Services - Security	13,646	13,646	25,000	25,000	21,000	21,000	21,630	22,279	22,947	23,636

Inland Empire Regional Composting Authority
Schedule B Detail

Cost Center	Cost Element	Actual	Actual	Adopted	Amended	Proj. Actual	Proposed	Forecast			
		2014/15	2015/16	2016/17	2016/17	2016/17	2017/18	2018/19	2019/20	2020/21	2021/22
211112	521130 Outside Services - Janitorial	10,369	12,081	11,600	11,560	12,647	13,500	13,905	14,322	14,752	15,194
211112	521220 Laboratory Services - Outside	6,153	4,286	5,000	5,100	10,000	10,000	10,300	10,609	10,927	11,255
211112	521410 Computer Systems Maintenance	-	-	-	-	-	-	8,000	8,240	8,487	8,742
	Prof. fees & Services	4,422,978	4,311,303	4,511,431	4,581,788	4,775,547	4,871,000	4,986,880	5,097,472	5,210,600	5,326,327
Operating Fees											
211112	519310 Operating Permits, Licenses & Fees	11,430	15,911	20,000	20,000	22,000	22,000	22,660	23,340	24,040	24,761
211112	540110 Wastewater-Volumetric Fees	8,279	9,638	10,000	10,000	6,500	6,500	6,695	6,896	7,103	7,316
211112	540210 Strength Charges-BOD/COD	12,488	13,921	17,500	17,500	35,000	35,000	36,050	37,131	38,245	39,393
211112	540220 Strength Charges-TSS	13,323	3,209	4,500	4,500	10,000	10,000	10,300	10,609	10,927	11,255
211112	540223 Strength Charges-TSS Discrepancy Charge	7,441	3,805	5,000	5,000	10,000	10,000	10,300	10,609	10,927	11,255
211112	540320 Monthly Capacity Charge-Regional	5,070	-	-	-	5,000	5,000	5,150	5,305	5,464	5,628
211112	540330 Capital Improv Proj (CIP) Fees	19,921	24,595	34,800	34,800	26,000	30,000	30,900	31,827	32,782	33,765
	Operating Fees	77,952	71,079	91,800	91,800	114,500	118,500	122,055	125,717	129,488	133,373
Utilities											
211112	545110 Electricity	906,078	1,184,375	1,000,000	1,000,000	1,000,000	1,000,000	1,030,000	1,060,900	1,092,727	1,125,509
211112	545220 Solar Power	224,396	182,036	230,180	230,180	225,000	230,180	237,085	244,198	251,524	259,070
211112	545310 Cell Phone Accessories	174	-	250	250	200	200	206	212	219	225
211112	545311 Cell Phone Expenses	7,050	9,107	6,900	6,900	7,000	7,500	7,725	7,957	8,195	8,441
211112	545320 Telephone	1,009	187	300	300	300	300	309	318	328	338
211112	545360 Disposal Service	22,835	7,495	10,000	10,000	8,000	8,500	8,755	9,018	9,288	9,567
211112	545370 Water	3,393	3,850	4,000	4,000	4,000	4,000	4,120	4,244	4,371	4,502
	Utilities	1,164,936	1,387,050	1,251,630	1,251,630	1,244,500	1,250,680	1,288,200	1,326,846	1,366,652	1,407,651
Leases / Rentals											
211112	512730 Equipment Rental (Non Lease)	21,810	20,186	30,000	30,000	30,000	30,000	30,900	31,827	32,782	33,765
211112	547110 Building / Trailer Leases	71,148	71,368	85,000	85,000	75,000	85,000	87,550	90,176	92,882	95,668
	Lease/Rentals	92,958	91,554	115,000	115,000	105,000	115,000	118,450	122,003	125,664	129,433
	Operating Expenses	7,759,141	6,914,720	7,505,921	7,628,349	7,399,223	7,941,934	8,150,042	8,355,516	9,293,184	8,782,796
Financial Expenses											
211112	551010 Bank Service Charges / Fees	94	1	100	100	-	100	100	100	100	100
211112	580020 Loss on Sale of Asset	237,166	12,508	-	-	-	-	-	-	-	-
211112	580050 Bad Debt Expense	4,073	4,000	-	-	-	-	-	-	-	-
	Financial Expenses	241,333	16,509	100	100	-	100	100	100	100	100
	Non-Operating Expenses	241,333	16,509	100	100	-	100	100	100	100	100
Capital Projects											
	Capital Replacement Projects	2,916,757	829,376	1,238,500	1,275,634	764,354	2,608,000	1,100,000	1,700,000	1,100,000	500,000
	Capital Expansion Projects	1,051,029	1,211	350,000	350,000	50,000	-	-	-	-	-
	Capital Projects	3,967,786	830,587	1,588,500	1,625,634	814,354	2,608,000	1,100,000	1,700,000	1,100,000	500,000
	TOTAL EXPENSES	11,968,259	7,761,817	9,094,521	9,254,083	8,213,577	10,550,034	9,250,142	10,055,616	10,393,284	9,282,896
	Net Profit/(Loss)	(3,437,655)	913,481	482,479	322,917	273,239	(890,034)	554,858	(95,116)	868,031	134,559

**Inland Empire Regional Composting Authority
Schedule C Projects**

Project No.	Project Title	Actual	Actual	Adopted	Amended	Proj. Actual	Proposed	Forecast				
		2014/15	2015/16	2016/17	2016/17	2016/17	2017/18	2018/19	2019/20	2020/21	2021/22	
Capital Projects												
Capital Replacement												
	<i>Completed & Closed Projects</i>	2,644,964	173,969	-	-	-	-	-	-	-	-	-
RA11001	RCA Capital Replacement	271,406	439,415	-	1	4,994	-	-	-	-	-	-
RA14003	IERCF Receiving Pit	387	142,435	150,000	185,390	53,360	-	-	-	-	-	-
RA16001	Fire Sprinkler Improvements	-	-	200,000	200,000	200,000	-	-	-	-	-	-
RA16002	IERCA ControlNet Replacement	-	51,205	-	-	-	-	-	-	-	-	-
RA16005	IERCF Workstation Replacement	-	22,353	-	1,743	2,216	-	-	-	-	-	-
RA17001	IERCF Transition Air Duct Improvements	-	-	-	-	75,000	525,000	-	-	-	-	-
RA17002	IERCF Replace Printers	-	-	4,700	4,700	4,700	-	-	-	-	-	-
RA17003	IERCF Replace VM Host Servers	-	-	44,800	44,800	43,493	-	-	-	-	-	-
RA17004	IERCF Replace Network Switches	-	-	25,000	25,000	16,601	-	-	-	-	-	-
RA17005	IERCF UPS Replacement	-	-	14,000	14,000	13,990	-	-	-	-	-	-
RA17007	IERCF Building Improvements	-	-	100,000	100,000	50,000	150,000	-	-	-	-	-
RA17009	MCC HVAC Improvements	-	-	200,000	200,000	-	200,000	-	-	-	-	-
RA17101	RCA Capital Replacement	-	-	500,000	500,000	300,000	-	-	-	-	-	-
RA18001	IERCF Network Infrastructure Replacement	-	-	-	-	-	133,000	-	-	-	-	-
RA18003	IERCF Ventilation Improvements	-	-	-	-	-	100,000	750,000	-	-	-	-
RA18101	RCA Capital Replacement	-	-	-	-	-	500,000	250,000	500,000	500,000	500,000	500,000
RA19001	IERCF Pugmill Improvements	-	-	-	-	-	-	100,000	-	-	-	-
RA19002	IERCF Trommel Screen Improvements	-	-	-	-	-	1,000,000	-	-	-	-	-
RA19003	IERCF Front End Loader Replacement	-	-	-	-	-	-	-	600,000	-	-	-
RA20003	IERCF Belt Conveyor Improvements	-	-	-	-	-	-	-	300,000	300,000	-	-
RA20004	IERCF Misc Fan Improvements	-	-	-	-	-	-	-	300,000	300,000	-	-
Total Capital Replacement Projects		2,916,757	829,376	1,238,500	1,275,634	764,354	2,608,000	1,100,000	1,700,000	1,100,000	500,000	
Capital Expansion												
RA15001	IERCF Baghouse Improvements	1,051,029	1,211	350,000	350,000	50,000	-	-	-	-	-	-
Total Capital Expansion Projects		1,051,029	1,211	350,000	350,000	50,000	-	-	-	-	-	-
Total Capital Projects		3,967,786	830,587	1,588,500	1,625,634	814,354	2,608,000	1,100,000	1,700,000	1,100,000	500,000	
O&M Projects												
RA12009	IERCF Structure Protection	6,098	-	-	-	-	-	-	-	-	-	-
RA12011	IERCF Lighting Syste	248	-	-	-	-	-	-	-	-	-	-
Total O&M Projects (included in Materials & Supplies)		6,346	-	-	-	-	-	-	-	-	-	-
Total Projects		3,974,132	830,587	1,588,500	1,625,634	814,354	2,608,000	1,100,000	1,700,000	1,100,000	500,000	



FY 2017/18 PROPOSED BUDGET

MAY 1, 2017

Key Assumptions

2

- Increase tipping fee from \$55 to \$56 / wet ton
- Carry forward \$1,000,000 capital call to support proposed capital improvement plan
- Maintain staffing level at 25 FTEs
- Timely upkeep of assets to support level of service



FY 2017/18 Proposed Budget



(\$ in Thousands)	FY 2015/16 Actuals	FY 2016/17 Projected	FY 2017/18 Proposed	FY 2018/19 Forecast
<i>Tipping fee per wet ton, based on 145,000 wet tons</i>	\$54.00	\$55.00	\$56.00	\$57.00
Operating Revenues	\$8,603	\$8,465	\$8,645	\$8,790
Operating Expenses	6,915	7,399	7,942	8,150
Net Operating Increase (Decrease)	1,688	1,066	703	640
Other Funding Sources	72	22	1,015	1,015
Other Uses of Funds	846	814	2,608	1,100
Net Non-Operating Increase (Decrease)	(774)	(792)	(1,593)	(85)
Total Net Change	914	273	(890)	555
Beginning Reserve Balance	3,090	4,004	4,277	3,387
Ending Reserve Balance	\$4,004	\$4,277	\$3,387	\$3,942



Capital Improvement Plan

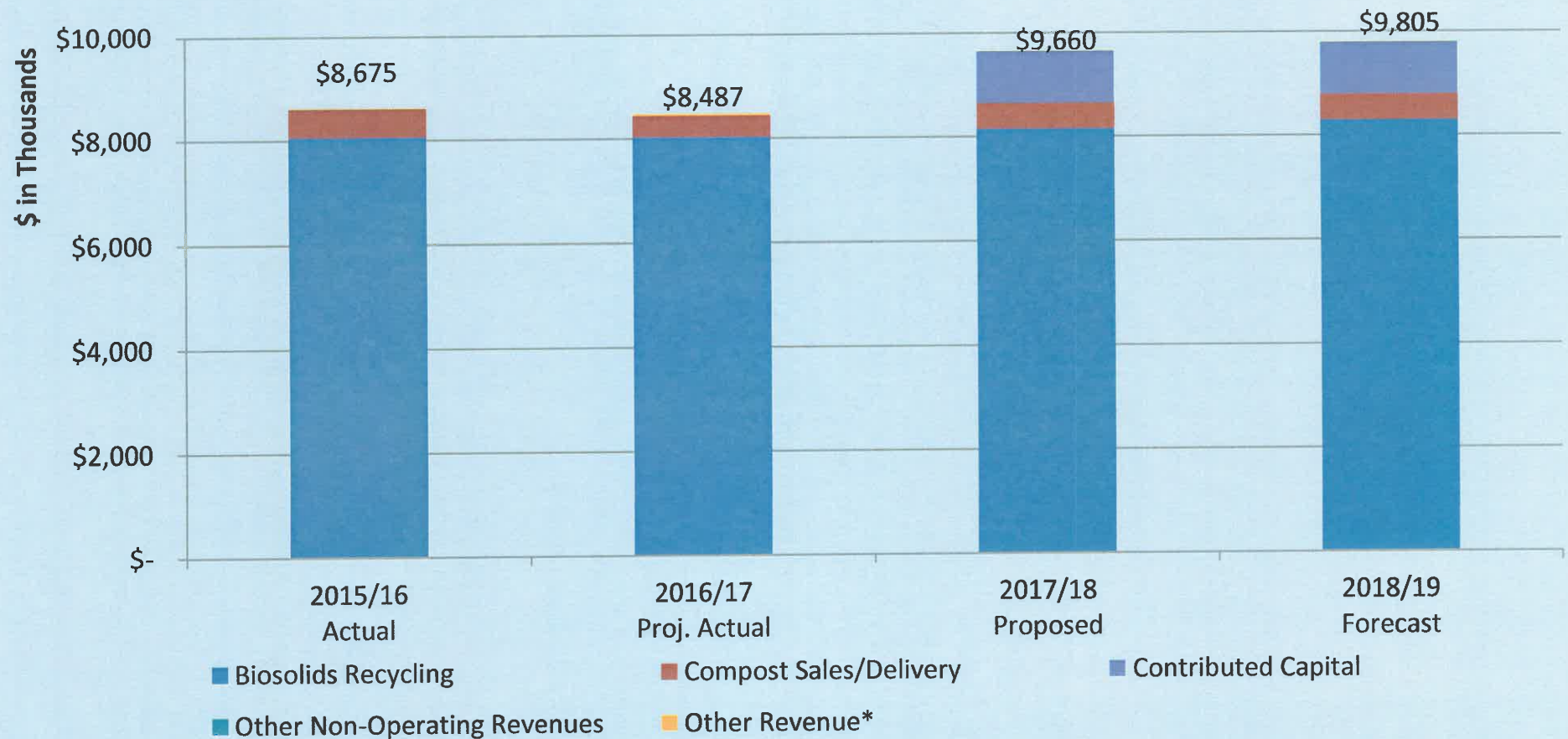


Project Description (\$ in Thousands)	FY 2015/16 Actuals	FY 2016/17 Projected	FY 2017/18 Proposed	FY 2018/19 Forecast
Trommel Screen Improvements	\$0	\$0	\$1,000	\$0
Transition Air Duct Improvements	0	75	525	0
Capital Replacement & Rehabilitation (R&R)	439	300	500	250
MCC HVAC Improvements	0	0	200	0
Building Improvements	0	50	150	0
Network Infrastructure Replacement	0	0	133	0
Ventilation Improvements	0	0	100	750
Fire Sprinkler Improvements	0	200	0	0
Other Projects	390	139	0	100
Total Capital Replacement	\$829	\$764	\$2,608	\$1,100
Baghouse Improvements	1	50	0	0
Total Capital Expansion	\$1	\$50	\$0	\$0
Total Capital	\$830	\$814	\$2,608	\$1,100

Revenue



Increase due to proposed \$1,000,000 capital call

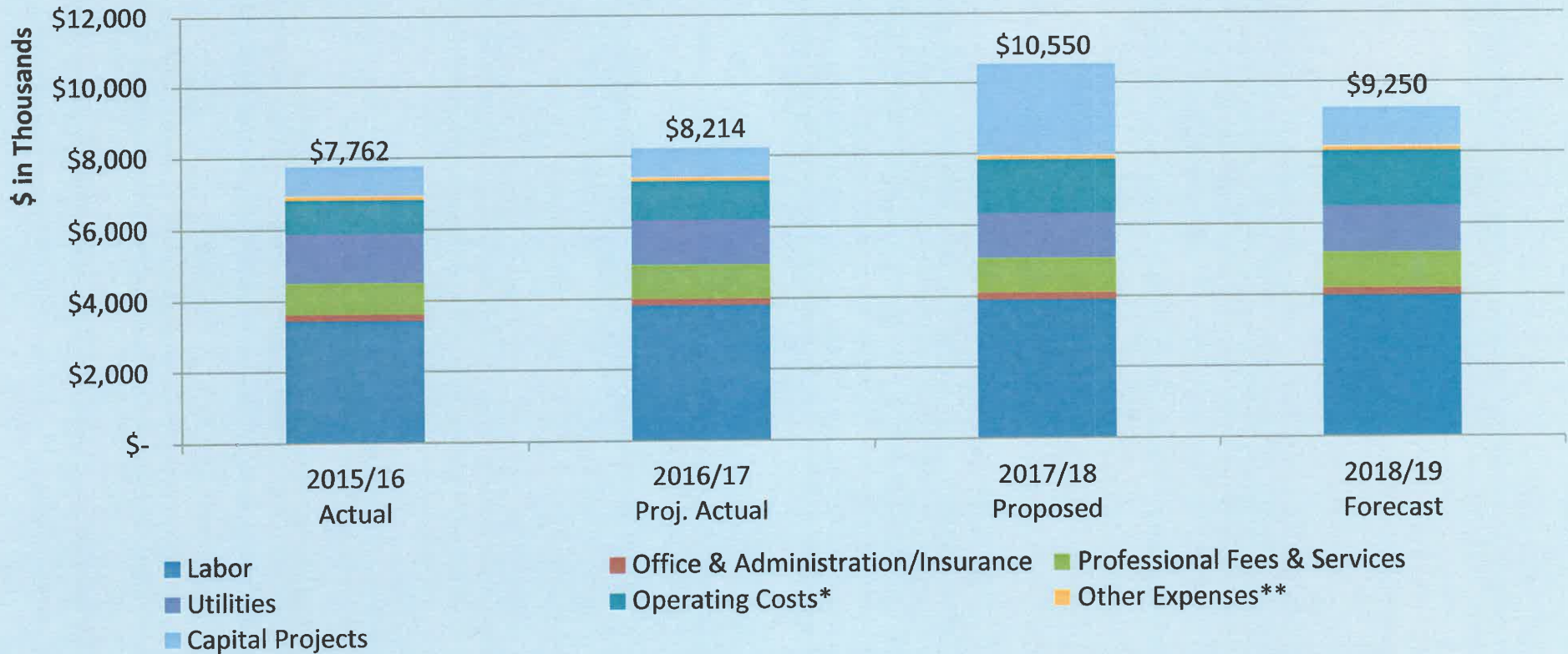


* Other Revenues include: Interest Income; Energy Cap Rebate; Proceeds from Sales of Assets; Draw on Biofilter Reserve

Expenses



Increase in FY 2017/18 due to higher CIP



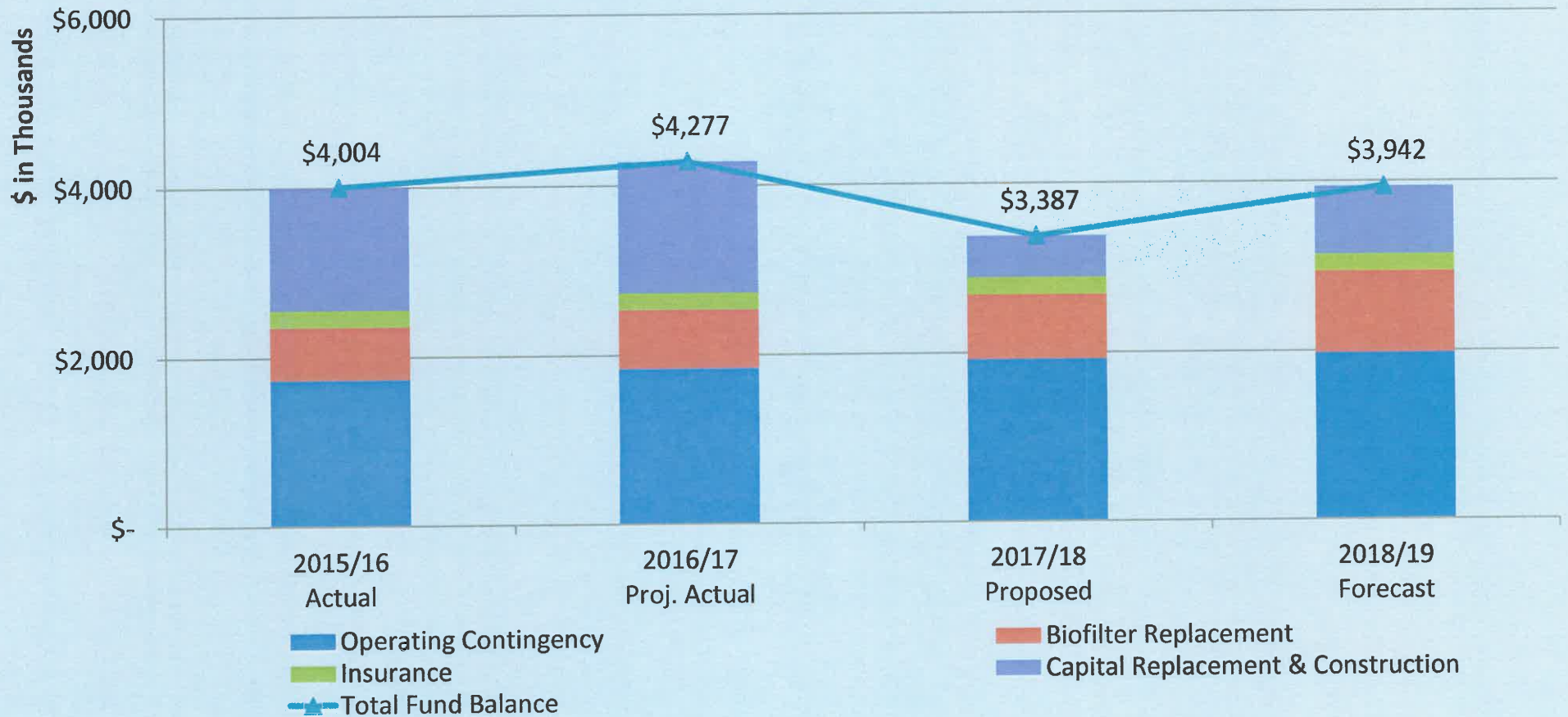
*Operating Costs include: Operating Fees; Biofilter Reserve Funding; Biofilter Replacement; Materials & Supplies

** Other Expenses include: Leases & Rentals; Financial Expenses

Total Fund Balance



Decrease in FY 2017/18 due to higher CIP





QUESTIONS?

INFORMATION
ITEM

5E

Upper SAR Habitat Conservation Plan & River Model Update FY 2016/17



Upper Santa Ana River Habitat Conservation Plan

- Currently writing the HCP and beginning Environmental analysis process
 - Covered activities effects analysis
 - Cumulative biological impacts
 - Conservation and mitigation strategy
- Initiating discussions on HCP implementation
 - Reporting responsibilities
 - Potential creation of a JPA to manage the Conservation Bank

Upper Santa Ana River Habitat Conservation Plan Schedule

	2017				2018				2019			
	Q1	Q2	Q3	Q4	Q1	Q2	Q3	Q4	Q1	Q2	Q3	Q4
Habitat Conservation Plan												
Introduction	■	■										
Covered Activities	■	■										
Plan Area and Biological Resources	■	■										
Potential Take and Impact		■	■									
Conservation Program		■	■									
Implementation			■									
Monitoring and Adaptive Management			■									
Funding			■	■								
Alternatives			■									
Administrative Drafts (2)	■	■	■	■	■	■						
Public Draft (60-day review period)						■	■					
Final								■	■			
USFWS Consultation & Decision								■	■	■		
EIS/EIR												
NOI and Public Scoping		■	■									
Administrative Drafts (2)				■	■	■						
Public Draft (60-day review period)						■	■					
Final								■	■			
Record of Decision										■		

Santa Ana River Model

Develop an Integrated Santa Ana River (SAR) Model to:

- Predict the SAR flow (groundwater and surface water interaction)
- Provide biological effects analysis of HCP Covered Activities and proposed projects that may have cumulative long-term effects on SAR
- Capability to analyze any future projects not currently in the HCP
- Study to be cost shared equally by:
 - Inland Empire Utilities Agency (IEUA),
 - Orange County Water District (OCWD),
 - San Bernardino Valley Municipal Water District (Valley District), and
 - Western Municipal Water District (WMWD)
- Geoscience – selected as the consultant
- Cost share: \$245,003 (IEUA/CBWM cost share TBD)


Santa Ana River Model

- Issues to consider moving forward:
 - Integration with results from the Prado Adaptive Management Plan

INFORMATION
ITEM

5F








California Data Collaborative Membership Update



California Data Collaborative Overview

- Created Jan 2016 by water agencies for water agencies
- Goal: Leverage modern data science to ensure water reliability
- 501(c)3 Non Profit




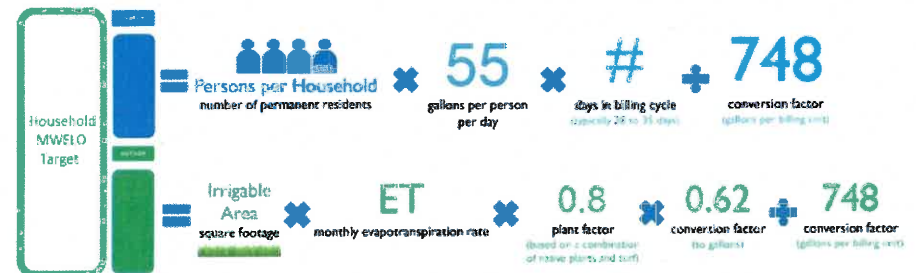
Founding Members:	Partners:
       	               
New Members:	
      	

Model & Inform Statewide Water Use Efficiency Policy

- Analyzed Gov. Brown's May 2016 Long-Term Water Use Efficiency framework
- Outdoor imagery analysis to develop outdoor landscape area estimates
- Collaboration with:



*The Graduate University of
The Claremont Colleges*

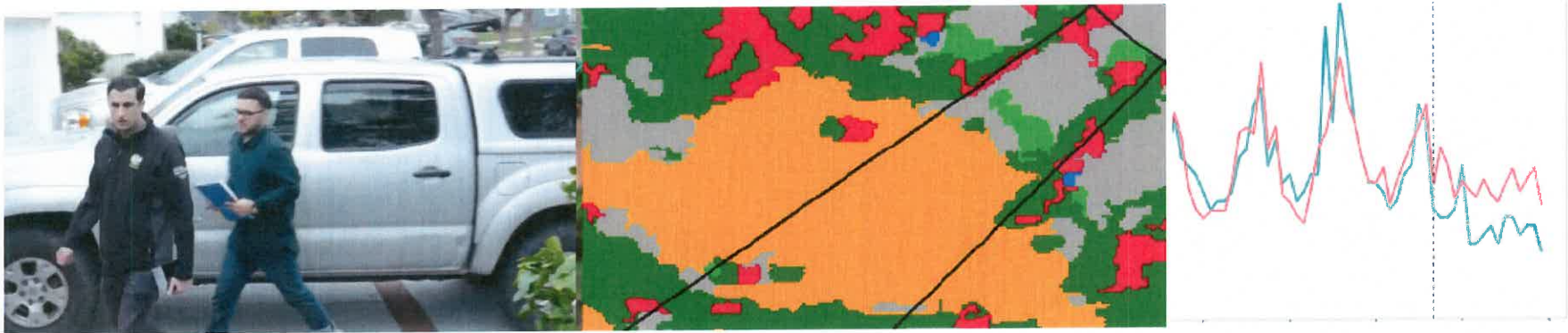


Integrate Data Across Utilities

- Developed a cloud-based secure infrastructure
 - Data “clean up”
 - Identified and evaluated gaps
 - Automated monthly use/billing data uploads
- Data can be easily shared with researchers
 - Requires GM’s signed consent
- Partners’ data incorporated into all dashboards and tools

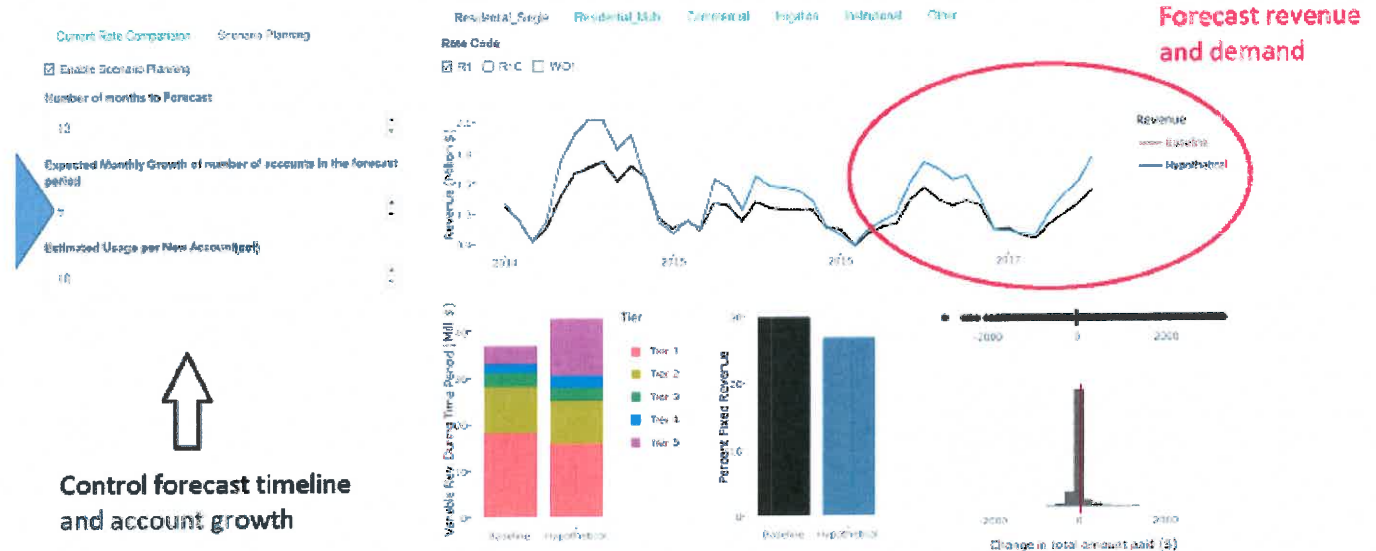
Data-Driven Demand Management

- Turf-grass rebate program evaluation
 - Analysis of customer participation/\$
 - Aerial imagery analysis of spill-over participation
 - Partnering with CivicSpark Water Fellows for customer preference survey



Support Revenue Stability

- Interactive rate modeling tool
 - Changes in revenue as compared to existing structure
 - Enables side-by-side comparison of Tiered Rates vs. Flat Rates vs. Budget Based Rates structures
 - Highlights which customer classes would be impacted by proposed changes



Accomplishments & Next Steps

- Data infrastructure architecture built
- Rates model deployed
- Modeled Statewide water use efficiency targets for the State
- Turf program econometric evaluation published
- Hosted CA Water Data Conference at Stanford
- Recognition:
 - White House 2016 Water Summit
 - Featured in Harper's Magazine
 - Participated in CA Senate Panel for open and transparent data re: SB272 (Hertzberg)
- Moving from start up to annual membership, effective June 2017

INFORMATION
ITEM

5G

Date: May 17, 2017

To: The Honorable Board of Directors

From: *for* P. Joseph Grindstaff
General Manager *OK*

Submitted by: Kathy Besser *Kathy*
Executive Manager of External Affairs and Policy Development / AGM

Subject: Public Outreach and Communication

RECOMMENDATION

This is an informational item for the Board of Directors to receive and file.

BACKGROUND

May (Water Awareness Month)

- May 4, IERCF 10 Year Anniversary Celebration, IERCF 12645 6th Street, Rancho Cucamonga, 11:00 a.m.
- May 7-13, International Compost Awareness Week
- May 10, Compost Giveaway, IEUA HQA Parking Lot, 9:00 a.m. – 2:00 p.m.
- May 10, Townsend Junior High, Garden in Every School[®] Dedication, 15359 Ilex Drive, Chino Hills. 5:30 p.m.
- May 19-21, MWD Solar Cup Competition, Lake Skinner

July (Smart Irrigation Month)

- July 19, Employee Appreciation Picnic, Location TBD, 11:30 a.m. – 3:00 p.m.

Outreach/Education - Civic Publications Newspaper Campaign

- IEUA is working with Civic Publications to update the KickWaterWaste.com micro-site.
- IEUA is working with Civic Publications to distribute an Earth Day email blast on Monday, April 17. The average “open rate” for an email from an unknown source is 8%. From that email, the average “click thru rate”- from that email to the website is 2-3% on average. The Agency had an open rate of 27.9% with a “click thru” rate of 39.9%.
- An Earth Day spadea ad ran in the Daily Bulletin on Sunday, April 16. The spadea highlighted the upcoming Earth Day event, the water softener removal program as well as the *Kick the Habit* summer messaging tips.

Media and Outreach

- IEUA is continuing to run banner ads through *Fontana Herald News* and *La Opinión* newspapers.
- Staff has developed summer messaging tips that align with the Governor's Executive Order B-40-17.
- A *Kick the Habit* ad will run in the Champion Newspaper's *Parenting Issue* on May 27.
- Staff has developed a movie theater ad to run mid-May through early September that focuses on making water-use efficiency a way of life. This ad will run in Harkins Theater (Chino Hills), Victoria Gardens (Rancho Cucamonga), Ontario Palace (Ontario), and Ontario Mills (Ontario).
- In April, 26 posts were published to the IEUA Facebook page and 26 tweets were sent on the @IEUAWater Twitter handle.
- The top three Facebook posts, based on reach and engagement, in the month of April were:
 - 4/4: Earth Day 2017 Promo Video #4 – 'Environmental Exhibits'
 - 4/10: Earth Day 2017 Promo Video #5 – 'Info Booths'
 - 4/12: #WildlifeWednesday - A Ruddy Duck at the #ChinoCreekWetlands
- IEUA provided automatic water softener removal rebate bill inserts to the cities of Upland (21,200) and Chino (16,200).

Education and Outreach Updates

- Staff developed outreach messaging for *National Prescription Drug Take Back Day* that took place on Saturday, April 29.
- Staff developed outreach messaging for Water Awareness Month, including ad placement and social media outlets.
- Staff is continuing to book Water Discovery field trips for the current school year as well as the summer program year. To date, staff has scheduled and provided field trips to approximately 3,851 students from October 1, 2016 through June 29, 2017.
- Staff has begun scheduling site inspections for the qualifying 2017/2018 Garden in Every School® Mini-Grant schools. Staff will be visiting 12 schools with existing water-wise gardens. After site inspections take place and recommendations are made, schools will receive \$1,000 to go toward purchasing garden materials.
- Approximately 2,000 students, teachers and chaperones attended Earth Day on April 19. Staff is putting together post-field trip packets for each school participant that will include certificates for the students, their group photos, evaluation forms, and post-quizzes for the students. Approximately, 1,700 community members attended the community Earth Day event on April 20.
- The "Water is Life" student art poster contest winning posters were featured on banners and displayed during both student and community day for the Agency's Earth Day event. Staff is working on scheduling assembly or class presentations for student winners. Winners will receive a certificate and gift card to Barnes and Noble book store.
- Staff has ordered shirts and sweatshirts for Solar Cup team members to wear on race weekend. The Solar Cup Competition will take place May 19 through May 21.

PRIOR BOARD ACTION

None.

IMPACT ON BUDGET

The above-mentioned activities are budgeted in the FY 2016/17 Administrative Service Fund, External Affairs Services budget. The Garden in Every School® program expenses are budgeted in the Water Resources Fund.

INFORMATION
ITEM

5H

Innovative Federal Strategies LLC

Comprehensive Government Relations

MEMORANDUM

To: Joe Grindstaff, Kathy Besser

From: Letitia White, Jean Denton, Christian Rodrick

Date: April 28, 2017

Re: April Monthly Legislative Update

Congress Passes Short-Term Continuing Resolution to Fund the Government for One Week

After being unable to come to an agreement on a long-term omnibus and with funding for the government set to lapse at midnight on April 28th, the House of Representatives passed a short-term continuing resolution (CR) to fund the government for seven days, preventing a government shutdown. More than 380 members of Congress voted in favor of the legislation.

In the Senate, the CR passed by unanimous consent despite objections from Senate Minority Leader Chuck Schumer [D-NY] only a day earlier. Schumer argued that policy riders still being negotiated in the omnibus are a major issue and that Republicans need to drop demands for “poison pill” policy provisions. He added that Majority Leader Mitch McConnell [R-KY] had been “cooperative and extremely helpful” but Democrats want to work on the remaining hurdles to a long-term deal before they could agree to pass the short-term CR.

The CR’s passage through the Senate sent the bill to President Trump’s desk for signature, avoiding a partial government shutdown and a major embarrassment on his 100th day in office. Congressional negotiators will now work through the weekend to finalize the remaining issues in the long-term omnibus for the remainder of FY17.

Senate Republicans “Go Nuclear,” Change Rules, Confirm Gorsuch

On April 7th, Senate Republicans handed President Trump his first major victory by confirming Neil Gorsuch to the Supreme Court of the United States. After being unable to secure the 60 votes necessary to confirm a presidential nominee to the Supreme Court, Senate Majority Leader McConnell changed the rules that govern the United States Senate to allow for confirmation by a simple majority.

Senate Republicans expressed disappointment over having to change the rules, but argued that Democrats left them no choice. Senator John McCain [R-AZ] had tried to forge a bipartisan deal to avert the rule change but gave up after Democrats said they had enough votes to block Gorsuch. “I fear today’s action will irreparably damage the uniqueness of the Senate, and along with it, any hope of restoring meaningful bipartisanship,” McCain said in a statement after the votes Thursday. “The Democrats’ unprecedented, partisan filibuster of the nomination of Judge Gorsuch unfortunately left me with no other choice than to vote to change the rules.”

Innovative Federal Strategies LLC

It remains to be seen whether Democrats will retaliate for the rule change by slowing down work in the full Senate or in committees.

Justice Gorsuch was sworn in on April 10th as the 101st Associate Justice of the Supreme Court. Justice Anthony Kennedy administered the oath at a ceremony at the White House. At the event President Donald Trump delivered remarks, stating “I got it done in the first 100 days.” Justice Gorsuch heard his first case on April 17th.

Trump Administration Looks to Withhold Funding for Sanctuary Cities

The Trump Administration asked lawmakers working on an omnibus spending bill for Fiscal Year 2017 to include a provision withholding federal funding from states and localities that shield undocumented immigrants from deportation. The “sanctuary cities” rider requested by White House Budget Director Mick Mulvaney would have blocked federal grants from flowing to cities that do not comply with federal law regarding immigration enforcement. It appears unlikely that such a provision will be included in whatever version of the omnibus appropriations package is finalized.

Mulvaney’s request comes amid escalating debate surrounding illegal immigration in the United States, one of President Trump’s signature campaign issues. Only weeks before, California’s State Senate passed a bill to make California a sanctuary state. Additionally, on April 25th U.S. District Court Judge William Orrick agreed with the counties of San Francisco and Santa Clara, both of which sued the Trump administration for trying to prevent them from getting more than \$1 billion in federal grants, that those grants can’t legally be withheld. The ruling is applicable nationwide, and should the administration choose to appeal the ruling, it would appear before the 9th circuit court.

Trump Team Continues to Talk Infrastructure

On April 20th, President Donald Trump’s Office of Management and Budget Director Mick Mulvaney discussed the Administration’s upcoming trillion-dollar infrastructure plan at an event sponsored by the Institute for International Finance on Thursday. Despite early discussions arguing for money coming from “public-private partnerships” Mulvaney now says President Trump will propose spending about \$200 billion in taxpayer dollars as part of the upcoming plan. Discussing how the administration hopes to leverage private capital, he stated there might be a “5-to-1 sort of leverage ratio on that.” Trump has consistently said he wants to invest \$1 trillion over 10 years by leveraging private capital.

DJ Gribbin, President Trump’s special assistant on infrastructure policy, in a forum hosted by the Wall Street Journal also discussed the administration’s hope to “leverage private capital” and offer more federal spending. During the discussions, he also stated that the plan has a “very broad” definition of infrastructure that includes veteran’s hospitals and privatizing the air traffic control system.

In an interview with the New York Times, President Trump also expressed a willingness to “issue a tremendous amount of government debt” to finance the upcoming project. The President’s revised prospective comes from his belief the United States can borrow money so cheaply now because of low interest rates that it makes sense to borrow the money. “We are

Innovative Federal Strategies LLC

borrowing very inexpensively,” Trump told the New York Times. “When you can borrow so inexpensively, you don’t have to do the public/private thing.”

When asked if the total federal commitment could be \$200 billion or \$300 billion Trump answered quickly, “No. More than that. Much more than that.”

Infrastructure could be one of the areas where President Trump is able to find bi-partisan common ground after running on a promise to pour money into U.S. roads, airports and other public works but he has so far disclosed few details about the plan. The proposal is “in its early discussions” and won’t be ready until the fall, after the administration works on some of its other priorities including tax reform and healthcare, Mulvaney said. Still, there is some possibility that the administration will combine infrastructure spending with one of its other priorities to expedite their agenda.

“Probably use it with something else that’s a little bit harder to get approved, in order to get that approved,” Trump said during an appearance in Kenosha, Wisconsin, on Tuesday. “But infrastructure is coming and it’s coming fast.”

Alan Mikkelsen named Bureau of Reclamation Deputy Commissioner

U.S. Secretary of the Interior Ryan Zinke and Bureau of Reclamation Acting Commissioner David Murillo announced the appointment of Alan Mikkelsen as the Bureau of Reclamation’s Deputy Commissioner on April 20th. Mikkelsen, of Montana, has extensive experience in mediation and facilitation as the owner of a consulting business which focuses on work with Native American tribes and water users in the west He has represented various public and private natural resource clients where he consulted on land acquisition, management, wildlife, timber and agricultural issues, and has represented various irrigation districts before the U.S. Congress. He served as the treasurer for the National Water Resources Association while representing Montana on NWRA's Board of Directors. Additionally, Mikkelsen previously served as former Congressman Denny Rehberg’s Chief of Staff and as the executive director of the Flathead Joint Board of Control.

“Alan Mikkelsen is a westerner who has decades of experience in all things water issues to include irrigation projects, Tribal water compacts, conservation, and even a long-term fishing guide,” said Secretary Zinke. “His decades of experience working to conserve water and improve water infrastructure in government and private sectors will be a huge asset as we work to strengthen water security and quality in the west.”

"Alan's extensive experience working with various stakeholders in the western United States will be a great asset for Reclamation," said Acting Commissioner David Murillo.

Outlook for May

After passing a short-term CR to punt the FY17 appropriation deadline from April 28th to May 5th, Congress will have one more week to pass a long term deal to fund the government and avoid a government shutdown. Congressional negotiators are said to be very close to reaching a deal on a long-term omnibus to fund the government for the rest of FY17 and are likely to pass it before the May 5th deadline. Majority Leader McConnell, speaking from the Senate floor on the

Innovative Federal Strategies LLC

27th stated “Colleagues, it's my understanding that the four corners who are working on the omnibus appropriation are very, very close to agreement. [But] we still need a few days to process the larger bill.” Some of the disputes Congress will still have to resolve include border security, fiduciary rules for retirement investment advisers, and Puerto Rico Medicaid money.

House Republicans are expected to again try and pass health-care legislation to repeal and replace Former President Barack Obama’s signature legislation, the Affordable Care Act, or Obamacare. House Republicans were under intense pressure from the White House to vote on the stalled Obamacare repeal bill at the end of April. After an amendment offered by Representative Tom MacArthur [R-NJ] was said to be a compromise by moderates and hard-line members of the “Freedom Caucus,” talks of a vote before the end of April were renewed, however house Majority Leader Kevin McCarthy declared there would be no vote at least until May, telling reporters, “When we have the votes, we’ll vote on it.”

Much of Washington’s attention will be spent abroad in the coming weeks, specifically on North Korea and its dictator Kim Jong-Un. The House of Representatives will take up H.R. 1644 which will add new sanctions to the country’s shipping industry. Additionally, Secretary of State Rex Tillerson will use his first visit to the UN Security council to show North Korea that the world is united against its ambition of developing nuclear weapons and the missiles capable of delivering them. These efforts come amidst escalating tension with the nation as President Donald Trump recently said he sees the chance of a “major, major conflict” with North Korea, should China not be able to control its neighbor.

In other State Department related news, Rex Tillerson is said to seek a 9% cut, or 2,300 U.S. Diplomats and civil servants, to the department workforce. The Trump administration is also considering a major restructuring of U.S. foreign assistance, per a document obtained by Devex.com, a website focused on global development. The document provides details on how the proposed 28.7 percent State Department and U.S. Agency for International Development cuts in Trump’s fiscal 2018 “skinny budget” might be implemented.

May is also expected to see the release of a complete fiscal 2018 budget from the Trump Administration. The President’s previously released “skinny budget” created waves in Washington, D.C. due to its large proposed cuts in domestic programs. The President’s complete budget request will shed more details on the proposed reductions and will give Congress a starting point for FY 18 budget negotiations.

**INFORMATION
ITEM**

51



April 28, 2017

To: Inland Empire Utilities Agency
From: Michael Boccadoro
Beth Olhasso
RE: April Legislative Report

Overview:

With the \$58.2 billion transportation package passed in early April, members shifted attention to amending bills and finding the votes necessary to get bills out of policy committee ahead of the April 28 policy committee deadline.

The Governor released trailer bill language to implement short and long-term water efficiency standards, while the water community continued to advance their own proposals on the topic. Proposition 218, and water financing bills were also amended providing a better look at these measures as they move through the process.

California's Third District Court of Appeals recently upheld the cap-and-trade auction system by a split 2-1 vote. As the state moves to reach the new greenhouse gas (GHG) reduction goals, the cap-and-trade program is a key tool the state will likely use to reduce emissions. The case has been appealed to the California Supreme Court and there is legislation moving through the process to extend authorization of the program by a two-thirds vote of the Legislature. Should that authorization occur, the court case will become moot.

The Southern California Water Committee released a new report exposing the consequences of decades of water cuts caused by environmental regulations. Not surprisingly, California's San Joaquin Valley and Southern California regions are taking the hardest hit, to the tune of an average of 1.3 million acre-feet of water each year. That is roughly enough water to sustain more than 10 million Southern California residents for a full year.

The debate over operation of Aliso Canyon natural gas storage facility continues at the Legislature, California Public Utilities Commission (CPUC), Division of Oil, Gas and Geothermal Resources (DOGGR) and in the media. SoCal Gas has certified that they have completed comprehensive testing and demonstrated that the Aliso Canyon storage facility is safe to resume injection operations, but many parties insist the storage facility remain closed until a Root Cause Analysis is complete. There are efforts in the Legislature and the courts to prohibit use of the facility until the analysis is complete.

As early as May 1, the California Public Utilities Commission (CPUC) could restart the Self Generation Incentive Program (SGIP) with a \$249 million budget, with the majority of the funds allocated to incentives for energy storage systems. The program was halted last year to deal with issues related to some companies "gaming" the system.

A California appeals court recently said the state's low-carbon fuel standards (LCFS) regulations relied on a baseline level of nitrogen oxide (NOx) emissions that is too low, and it ordered the California Air Resources Board (CARB) to revise its calculations, for ethanol and biodiesel although it left the program intact during the revision process.

The California Energy Commission (CEC) has initiated a proceeding to develop and adopt the 2017 Integrated Energy Policy Report. The 2017 IEPR will focus on the implementation of SB 350 to reduce GHG emissions and increase procurement of renewable electricity. The IEOR will also implement provisions of SB 1383 to provide recommendations for the development and use of renewable gas, including biomethane and biogas.

Inland Empire Utilities Agency Status Report – April 2017

Cap-and-Trade Program Upheld

California's Third District Court of Appeals recently upheld the cap-and-trade auction system by a split 2-1 vote. The California Chamber of Commerce and the Morning Star Packing Company assert that CARB does not have the legal authority under AB 32 to raise revenue for the state beyond the costs necessary to administer the cap-and-trade program, and that the auctioning of carbon allowances constitutes an illegal tax under Proposition 13 because it was not authorized by a two-thirds vote of the Legislature.

The decision affirms a 2013 superior court ruling that found that "charges" collected from businesses under cap-and-trade are not a tax, but are "valuable, tradable commodities, conferring on the holder the privilege to pollute."

The dissent argued that "given that the auction program is, for Morning Star and businesses that are similarly situated, compulsory if they are to remain in business in California and that the auction program creates, in actual effect, general revenue, I can only conclude that the program is a tax in 'something else' clothing and that the auction program, not having been passed by a 2/3 vote in the Legislature, violates Proposition 13."

The Chamber and Morning Star have already appealed the ruling to the California Supreme Court.

Cap-and-Trade Authorization Bills

While the legal challenge to cap-and-trade moves through the court system, there are several pieces of Legislation aimed at authorizing extension of the cap-and-trade program by a two-thirds vote. AB 151 (Burke, D-Inglewood) and AB 378 (C. Garcia, D-Bell Gardens) both address the continuation of the cap-and-trade program.

As the bills move through the process, there is a growing movement among environmental justice advocates to end the offset program altogether. They contend that the cap-and-trade program has failed to lower pollution in disadvantaged communities.

There is serious discussion in the Legislature and at CARB about lowering the offset cap and restricting the number of free allowances allocated to companies to meet their compliance obligations.

Both bills passed out of the Assembly Natural Resources Committee and await hearing in Appropriations Committee.

Southern California Water Committee Releases Report on Consequences of Regulation in the Delta

The Southern California Water Committee released a new report exposing the consequences of decades of water cuts caused by environmental regulations. Not surprisingly, California's San Joaquin Valley and Southern California regions are taking the hardest hit, to the tune of an average of 1.3 million acre-feet of water each year. That is roughly enough water to sustain more than 10 million Southern California residents for a full year.

The study's findings, completed by UC Berkley economist Dr. David Sunding, includes \$15.8 billion in additional water supply and conservation investments for urban customers; \$5 billion in lost farm worker compensation and \$3 billion in lost net farm income; and a loss of 21,279 jobs statewide annually, including 11,025 farm jobs. The costs to urban communities include more than \$5 billion to make up for water cutbacks since 2000, and an expected \$10.1 billion over the next 30 years if water cutbacks continue.

The economic impacts analyzed in the report are a result of environmental regulations including the Salmon and Smelt Biological Opinions, State Water Resources Control Board Decision 1641 (related to salinity levels in the Delta), and the impending implementation of the Sustainable Ground Water Management Act.

Aliso Canyon Update

The debate over operation of Aliso Canyon natural gas storage facility continues at the Legislature, California Public Utilities Commission (CPUC), Division of Oil, Gas and Geothermal Resources (DOGGR) and in the media. As reported in previous reports, SoCal Gas has certified that they have completed comprehensive testing and have demonstrated that the Aliso Canyon storage facility is safe to resume injection operations. As part of the State's Comprehensive Safety Review, DOGGR and the CPUC will determine if SoCal Gas is authorized to resume injection operations. In contrast, a Root Cause Analysis still being conducted will determine the specific mode and mechanics that caused the failure in the casing at the well site. There is a Legislative effort to prohibit injection until the Root Cause Analysis is completed. Los Angeles County has also filed a lawsuit to prohibit injection until the Root Cause Analysis is complete.

Additionally, LA County has also commissioned an analysis to determine the feasibility of not using Aliso Canyon gas withdrawals to meet summer electric peaks, or demand during the winter of 2017-2018. The analysis, authored by EES Consulting out of Washington State, uses existing studies undertaken by DOGGR and SoCal Gas. While the studies concluded that Aliso Canyon is needed to avoid curtailments during summer heat waves, EES found the contrary. They found

that given the successful implementation of demand-response, energy storage and generation of hydropower after the wet winter, Aliso Canyon may not be needed.

The EES study will likely become the focal point of LA County's lawsuit as well as the legislation moving through the legislative process.

CPUC Doubles SGIP Program Funds

As early as May 1, the California Public Utilities Commission (CPUC) could restart the Self Generation Incentive Program (SGIP) with a \$249 million budget, with a majority of funding allocated to incentives for energy storage systems. The program was halted last year to deal with concerns related to some companies "gaming" the system.

SGIP provides rebates for qualifying distributed energy systems installed on the customer's side of the utility meter. Qualifying technologies include wind turbines, waste heat to power technologies, pressure reduction turbines, internal combustion engines, microturbines, gas turbines, fuel cells, and advanced energy storage systems. The re-started program increases the cap on fuel cell projects to 5 MW.

LCFS Program Headed for Revisions

A California appeals court recently said the state's low-carbon fuel standards (LCFS) regulations relied on a baseline level of nitrogen oxide (NOx) emissions that is too low, and it ordered the California Air Resources Board (CARB) to revise its calculations, for ethanol and biodiesel although it left the program intact during the revision process.

Holding that CARB had failed to comply with CEQA's requirement to analyze the degree to which NOx emissions from biodiesel fuels had been and would be impacted by the implementation of the LCFS rules, the Court found that CARB's failure to properly define the scope of the project caused CARB to use an improper baseline against which NOx emissions could be measured. As a result, the Court concluded that CARB's analysis of NOx emissions from biodiesel fuel was deficient under CEQA, and the environmental analysis was inadequate as an informational document disclosing the entirety of the project's impacts.

The Court of Appeal froze the carbon intensity (CI) targets for diesel and biodiesel fuel provisions at 2017 levels, until CARB has completed its corrective action by conducting its baseline analysis and until the trial court has approved this analysis.

The decision ensures that the LCFS markets will continue to function essentially unchanged, though it remains to be seen how the LCFS credit prices will react as a result of this case.

Finally, a comment in the Court of Appeal's opinion raises the possibility that the entire LCFS regulatory scheme could become subject to extreme political pressure and perhaps further legal challenge. The Court stated that "the public is entitled to know that ARB and [its governing] Board were willing to accept the risk of higher levels of NOx emissions, with the attendant increase in smog and human health impacts, in exchange for lower overall emissions of greenhouse gases to combat global warming." Although the Court did not address the potential implications of this comment, a finding that ARB had accepted higher NOx emissions in the

name of improved overall greenhouse gas emissions could subject the entire LCFS regulatory regime to pressure from groups arguing it violates AB 32, the state's overarching climate change mitigation statute.

2017 IEPR

The California Energy Commission (CEC) has initiated a proceeding to develop and adopt the 2017 Integrated Energy Policy Report. Statute requires the CEC to “conduct assessments and forecasts of all aspects of energy industry supply, production, transportation, delivery and distribution, demand, and prices.” These assessments and forecasts are used to develop recommendations for energy policies that conserve state resources, protect the environment, provide reliable energy, enhance the state's economy, and protect public health and safety. The CEC includes these energy policy recommendations in its biennial Integrated Energy Policy Report that is issued in odd-numbered years.

The 2017 IEPR will focus on the implementation of SB 350 to reduce GHG emissions and increase procurement of renewable electricity. This will include discussion of integrated resource plan development to reduce GHG emissions by doubling projected future energy efficiency savings by 2030, developing renewable resources to serve 50 percent of California electricity needs by 2030, and advancing zero-and near-zero vehicles and infrastructure in the transportation sector. The 2017 IEPR will also develop a new energy demand forecast with more advanced analytical tools to better reflect California's evolving energy system.

In addition, the IEPR will implement provisions SB 1383 which requires the CEC, in consultation with CARB and CPUC, to develop recommendations for the development and use of renewable gas, including biomethane and biogas. Part of this discussion will include evaluating a renewable gas standard as a tool to get more biomethane into the pipeline.

Evaluating energy reliability issues in Southern California will also be included. The loss of power from San Onofre, retiring of once-through-cooling plants, and reliability issues stemming from the moratorium on Aliso Canyon natural gas injection will all be included in the report.

These, and other policy measures will be discussed in workshops throughout 2017 with a draft report expected in October and the final report and adoption expected in early 2018.

Legislative Update

The Legislature was in full swing working towards the April 28 policy committee deadline. Spot bills have been amended with substantive language, and members are working hard to move their bills out of committees.

Water Financing Bills

Both Senators Hertzberg (D- Van Nuys) and Monning (D- Carmel) have bills that would create a fund for clean drinking water. SB 623 (Monning), sponsored by the Community Water Center, creates the “Safe, Affordable Drinking Water Fund” will likely be amended to include an assessment to address nitrate contamination. SB 778 (Hertzberg) funds third-party administrators in disadvantaged communities to run failing water systems. No funding source is identified yet.

Both bills passed out of the Senate Environmental Quality Committee as “works in progress” with bi-partisan support. As they move through the process they will likely be amended again to add more detail and are sure to be among the most significant water policy bills of the year. Recent polling has shown that a majority of Californians support some sort of fee to provide safe, clean and affordable drinking water for all Californians.

Water Use Efficiency Legislation

With the drought officially over in all but four counties in California and the State Water Resources Control Board (SWRCB) rescinding mandatory conservation measures, attention has turned to establishing long-term water use efficiency standards.

The Brown Administration released a final report on “Making Conservation a Way of Life” in early April. Shortly after, the Governor released budget trailer bill language to establish a process for creating long-term water use efficiency standards. Many in the water community are concerned with the proposed legislation because it deviates from the final report in that it leaves broad authority for the SWRCB to develop the efficiency standards. There are several other aspects of the trailer bill that have caused the water community to be generally concerned.

The water community, under the leadership of the Association of California Water Agencies (ACWA) have developed their own legislation to establish short and long-term efficiency standards. Finally, Assemblymember Laura Friedman (D-Burbank), a former MWD director, introduced three bills that put the Governor’s trailer bill language into policy bills that will move through the normal policy bill process. A breakdown of the legislation follows:

AB 869 (Rubio) prohibits a retail water supplier from having to reduce recycled water use at any time. AB 869 is sponsored by several retail agencies in San Diego County.

AB 968 (Rubio) is ACWA’s long-term efficiency standards language. The bill aims to mirror the draft “Making Conservation a Way of Life” report but also excludes recycled water from efficiency standards.

AB 1654 (Rubio) is ACWA’s “short term” efficiency measures bill. This bill amends the Urban Water Management Plan Act and prohibits the State Water Resources Control Board from requiring conservation in a water shortage situation if an agency has identified drought proof supplies in their UWMP.

AB 1668 (Friedman) includes the Governor’s language on short-term water management planning.

AB 1669 (Friedman) includes the Governor’s language on urban water conservation standards and use reporting.

All the bills were heard in the Assembly Water, Parks and Wildlife Committee and were all passed out of the committee. While Assemblymember Rubio’s bills enjoyed bipartisan support, Assemblymember Friedman’s bills struggled, especially with Republicans who shared the

concerns of the numerous water agencies testifying in opposition. The bills now go to the Appropriations Committee

It is unclear how this issue will be resolved. With conflicting policy between the two authors, a consensus will need to be reached. Additionally, a budget trailer bill continues to be in play. The Governor and leadership will need to decide how they wish to proceed with this issue.

Proposition 218 Reform

Senator Bob Hertzberg has introduced two bills to address Proposition 218 reform. The bills pick up where the 2016 ACWA effort left off. SB 231 is sponsored by the California Water Foundation and addresses stormwater, specifically how to finance stormwater capture, cleanup and reuse in rates. The bill ran into a little trouble from many California cities worried that the bill might add onto the already onerous new MS4 permit requirements. The bill passed off the Senate floor with 23 votes, just two over the minimum needed.

SCA 4 is a constitutional amendment that would address lifeline and conservation rates. The Association of California Water Agencies (ACWA) has agreed to sponsor SCA 4, and has been working out the final details about what article of the California Constitution the language should be inserted into. There is still disagreement between the author's office and ACWA, with ACWA wanting complete transparency by putting it in Article 13, consistent with Proposition 218. Hertzberg's office prefers it to be in Article 10, to help the bill gain votes by avoiding Proposition 218. The compromise position seems to be using article 17, an empty article of the constitution. Since the bill is a Constitutional Amendment, it is not subject to the typical legislative deadlines.

Recycled Water

The WaterReuse bill (AB 574, Quirk) which would re-define specific categories of recycled water is moving along without any opposition. It passed out of Water, Parks and Wildlife on the consent calendar and is now in Appropriations Committee where it must pass out before the May 26 deadline.

The following is a list of bills WCA initially selected for IEUA to track.

INFORMATION
ITEM

5J

Agricultural Resources

635 Maryland Avenue, N.E.
Washington, D.C. 20002-5811
(202) 546-5115
dweiman@agriculturalresources.org

April 30, 2017

Legislative Report

TO: Joe Grindstaff
General Manager, Inland Empire Utility Agency

FR: David M. Weiman
Agricultural Resources
LEGISLATIVE REPRESENTATIVE, IEUA

SU: Legislative Report, April 2017

State of Affairs

- * Deadline for funding federal Departments and Agencies pushed into early May. Major issues in conflict are resolved – some 150 contentious legislative riders still pending at month’s end (to be addressed the first week of May).
- * No one wants a Federal shut-down (and all parties fear it).
- * Last of Cabinet positions – USDA and Labor are now confirmed.
- * Nominations from Administration for Sub-cabinet positions at DOI, Commerce, NOAA, USDA, EPA, Army Corps – little progress.
- * Very first of sub-cabinet positions now announced, David Bernhardt, to serve as Deputy Secretary, Department of the Interior.
- * House Health Care “Repeal and Replace” bill was withdrawn after facing certain defeat (House Rs split). Leadership announced it would be set-aside indefinitely. Ten days later, House leaders began rewriting the health care bill internally (within the House R Conference). Reconsideration by the full House was then announced to be on again, off again (more than once). Health care still unresolved, still controversial and still pending. Main sticking point – whether or not to provide for “pre-existing conditions.”
- * When Health Care (ACA) faltered, the President and House announced that instead of health care, they would shift priorities – and take up tax reform first.
- * President Trump, through Treasury Secretary Mnuchin, unveiled a “Tax Change” (as distinguished from “Tax Reform” proposal – a single-page list of principles.

- * As previously reported, Rep. Ryan Zinke (R-MT) finally confirmed as Interior Secretary in early March. He has spent much of his time visiting Western States – including CA and a meeting with Governor Brown.
- * Initial Administration Budget Recommendations submitted to Congress (detailed recommendations are scheduled to be submitted in May) – Domestic programs are proposed for major reductions (reported last month).
- * Infrastructure legislation remains an item of frequent mention and discussion, but to date, there is no proposal and, it's not moving.
- * Executive Orders and Administrative Directives. The Administration is stripping all internet and programmatic references Climate Change at EPA, DOI and other Departments and agencies.

People

- * **Dan Kish** to Speaker's office. Dan Kish was the staff director for the House Rs in the early 90's. He returned to the Hill as Speaker Ryan's senior staff on natural resources and the environment.
- * **Kiel Weaver** also to the Speaker's Office. Kiel served as Staff Director, Subcommittee on Water and Power, House Natural Resources Committee. Worked for Chairmen Radanovich, Young, Pombo and Fleming and Bishop. Weaver had been rumored to be named as Commissioner, BuRec and also as Assistant Secretary of the Interior for Water and Science.
- * **Alan Mikkelsen**. Deputy Commissioner, Bureau of Reclamation. From Montana. Worked with Zinke and has a background in water.

End of Wet Season Snow Pack

- * Final DWR Snow Survey – Overall – 196% of normal (stunning – by any standard or measuring).
- * Concern – with warm temperatures and a fast melt (preliminary indications) California could experience selected flooding.
- * Federal and State officials are actively monitoring the snow pack and the flooding threat.

Health Care (“Repeal & Replace”), Tax Reform and Infrastructure

- * Health care (ACA or “Obamacare), tax reform and infrastructure are politically, financially and programmatically intertwined.
- * The House, in February, March and now April, was unable to bring a “repeal and replace” health care bill to the floor. Tax provisions in the health care bill were considered essential (and therefore linked) to/for the Tax Reform package.
- * After House Rs pulled the health care bill, the President and House leadership announced

that health care would be set-aside and they would, instead, turn to tax reform.

- * Later in April, they announced that a revised “repeal and replace” would be reconsidered, but the month came to a close without a bill being called up.
- * Meanwhile, Chairman Brady, at House Ways and Means, announced that he was starting the Tax Reform process and would begin meeting with Committee Democrats.
- * Brady also announced that he would follow an aggressive hearing and markup schedule.
- * A week or so later, the Administration (having gone back and forth on the legislative agenda – health care or tax reform), announced the Trump Tax Reform legislative policy.
- * The Trump plan was a one-page list of principles, announced by Treasury Secretary Mnuchin.
- * It differed from the House Plan. Among other elements, it calls for the corporate rate to be 15% (House is at 20%).
- * President Trump, to make matters even more confusing, suggested that Tax Reform and Infrastructure be legislatively merged.
- * Lack of certainty – constantly changing agenda – contributed to on-going confusion.

Municipal Tax Deductibility

- * The Trump Plan gets rid of almost everything in the Tax Code except the mortgage deduction and deductions for charity.
- * It is not confirmed, but believed (based on statements from the Administration) that the muni-bond deductibility provision in the 100-year provision in the tax code will be repealed (notwithstanding assurances from President Trump that he supported it).
- * The Municipal Bond for America Coalition continues to support the provision and is actively working to protect it.
- * More confusing, Chairman Brady, when he announced the Committee’s schedule and the House leadership bill, signaled that the muni bond would be protected.
- * At close of April, with regard to this tax provision, the Administration and Committee appear to have different positions (still be to be clarified).

Energy Independence Executive Order

- * President Trump has issued a series of Executive Orders (EO)

- * The EO on Energy Independence directed the following:
 - Directs the Environmental Protection Agency to review and, if appropriate, suspend, revise, or rescind the Clean Power Plan and related rulemakings;
 - Disbands the Obama administration’s Interagency Working Group on the Social Cost of Carbon;
 - Lifts the Obama administration’s coal leasing moratorium on federal lands;
 - Directs the Department of Interior to review, and if appropriate, suspend, revise, or rescind Obama administration regulations restricting oil and gas exploration on federal lands;
 - Overturns Obama’s climate policy executive orders; and,
 - Directs executive agencies to “review all existing regulations, orders, guidance documents, policies, and any other similar agency actions ... that potentially burden the development or use of domestically produced energy resources, with particular attention to oil, natural gas, coal, and nuclear energy resources.”
 - In addition, Trump approved permits for the Dakota Access Pipeline and Keystone XL Pipeline

Drought – Water Conditions

- * Key report – the lack of one. According to the Drought Monitor, there are mild drought conditions in Southern San Joaquin Valley and the coastal areas of
- * DWR Monthly Snow Surveys remain strong. As indicated, the threat of late Spring flooding is the new concern.

Looking Towards May

- * The FY 2017 CR deadline was legislatively pushed from April 28 to May 5.
- * Congress either puts together a funding bill (for May to September 30, completing the FY 2017) or a shut down could occur if there is no agreement.
- * OMB is scheduled to submit detailed budget recommendations for all Departments and Agencies for FY 2018 (next fiscal year beginning October 1, 2017 and going through September 30, 2018).

#

INFORMATION
ITEM

5K



CALIFORNIA STRATEGIES, LLC

Date: April 28, 2017
To: Inland Empire Utilities Agency
From: John Withers, Jim Brulte
Re: April Activity Report

California Strategies is honored to provide consulting services to the Inland Empire Utilities Agency. In addition to our regular monthly meeting with the Senior Staff of the Agency, we continue to be available to members of the Senior Staff and Board Members throughout the year to deliver advice, answer questions or provide services consistent with the mission of IEUA.

Here is our monthly activity report:

- Participated in our monthly meeting with the Senior Staff of the Agency
- Discussed federal infrastructure program and the best way for IEUA to impact the plan.
- Discussed and agreed to participate in a broader meeting (scheduled for May 8) to discuss timing and steps toward adoption of the regional contract by the end of December.
- Discussed the plan presented by the City of Fontana that supposedly had other city's support. Some of the proposals conflicted with existing law and many did NOT have the support of other cities in the region.
- Discussed and agreed to the following items to be discussed/tasked at the May 8 meeting:
 1. Need for a written plan
 2. Need for clear individual assignments
 3. Determination of items to be discussed with public works staff
 4. Determination of items to be discussed with city managers
 5. Need to determine the third-party stakeholders
- Reviewed the discussion of the Little Hoover Commission's February 23rd meeting regarding consolidation of special districts.
- Reached out to members of the Little Hoover Commission to assess their understanding of the status and seriousness of the discussion,

INFORMATION
ITEM

5L

Federal Legislation of Significance

Bill Number	Sponsor	Title and/or Summary	Summary/Status																
H.R. 2028	Sen. Mitch McConnell (R-KY)	FY17 Continuing Resolution Package	<p>A continuing resolution funding the federal government was passed by the House and Senate in early December and was signed into law on December 10, 2016. The CR provides funding for all federal agencies except for Military Construction and Veterans Affairs through April 28, 2017.</p> <p>In March the House of Representatives passed the FY17 Defense Spending bill. Speaker Paul Ryan (R-WI) then announced that the House would not be taking up any more individual spending bills and it would be up to Majority leader Mitch McConnell (R-KY) to figure out how to package the remaining spending bills before the current CR expires.</p> <p>On April 28th, The Congress passed a 7-day CR, preventing a government shutdown from occurring until May 5th and giving congressional negotiators an opportunity to finish an omnibus package for the rest of FY 17</p>																
		FY17 Energy and Water Development and Related Agencies Appropriations legislation	<p>As the House and Senate Appropriations Committee staff renew efforts to produce a FY17 Energy and Water Bill it is helpful to review what progress was made with the legislation in 2016.</p> <table border="1" data-bbox="863 938 1980 1094"> <thead> <tr> <th>Program</th> <th>President' Budget</th> <th>House Report</th> <th>Senate Report</th> </tr> </thead> <tbody> <tr> <td>Title XVI</td> <td>\$21.5 million</td> <td>\$24 million</td> <td>\$21.5 million</td> </tr> <tr> <td>WaterSMART</td> <td>\$23.4 million</td> <td>\$24 million</td> <td>\$23.4 million</td> </tr> <tr> <td>Western Drought</td> <td>\$0</td> <td>\$0</td> <td>\$100 million</td> </tr> </tbody> </table> <p>It is anticipated that this could be one of the first FY17 bills completed this spring. We will continue to push for additional funding for the WaterSMART and Title XVI grants, and work to ensure that additional discretionary funding is included in the final agreement. If discretionary funding is included, we will work again this year to request that the funding be used to supplement all of the programs under the WaterSMART umbrella so that more money is available for individual grants when individual awards are made.</p>	Program	President' Budget	House Report	Senate Report	Title XVI	\$21.5 million	\$24 million	\$21.5 million	WaterSMART	\$23.4 million	\$24 million	\$23.4 million	Western Drought	\$0	\$0	\$100 million
Program	President' Budget	House Report	Senate Report																
Title XVI	\$21.5 million	\$24 million	\$21.5 million																
WaterSMART	\$23.4 million	\$24 million	\$23.4 million																
Western Drought	\$0	\$0	\$100 million																
H.R. 23	Rep. David Valadao (R-CA)	Gaining Responsibility on Water Act of 2017	<p>Among other things the legislation would require regulators to comply with the Bay-Delta Accord. The measure has been referred to the House Committee on Natural Resources and the Committee on Agriculture. At this time, it is our understanding that</p>																

			there isn't much of an appetite to revisit California drought legislation after just including language in the Water Resource Development Act passed at the end of 2016.
	Rep. Bill Shuster (R-PA) /Sens. Jim Inhofe (R-WY) and Kamala Harris (D-CA)	Infrastructure Package	<p>Congressional hearings continue on the topic of an infrastructure package. During February both the House Transportation and Infrastructure Committee and the Senate Environment and Public Works Committee held a hearings on modernizing the nation's infrastructure. The Senate Commerce, Science and Transportation Committee is scheduled to hold a hearing on infrastructure access issues on March 1. We anticipate that both the House and Senate will continue to get feedback from stakeholders throughout the country as they continue to consider crafting an infrastructure package.</p> <p>While discussions continue the Republican leadership has indicated that the legislation will likely not gain momentum until Congress concludes action regarding the Affordable Care Act and tax reform legislation.</p>
	Rep. Ken Calvert (R-CA) / Sen. Lisa Murkowski (R-AK)	FY17 Interior, Environment, and Related Agencies Appropriations legislation	<p>As House-Senate negotiators work to conference the FY17 Interior Appropriations legislation we will be monitoring provisions included in the House passed bill. In addition to the normal funding, the legislation included provisions aimed at curbing the environmental agenda of the Obama Administration. Those provisions include:</p> <ul style="list-style-type: none"> • prohibiting the implementation of the "waters of the United States" regulatory definition (currently on hold by the courts); • prohibiting EPA from implementing new greenhouse gas regulations for new or existing power plants; • eliminating funding for greenhouse gas "New Source Performance Standards"; • prohibiting EPA from changing the definition of "fill materials"; • prohibitions on new methane requirements; and • prohibitions on changes to the "stream buffer rule". <p>The Senate bill, which passed out of the Senate Appropriations Committee along party lines also included a prohibition to the implementation of the "waters of the United States" regulatory definition. The Senate legislation has not been considered on the floor.</p>
H.R. 1663	Rep. Grace Napolitano (D-CA) / Rep. Rob Wittman (R/VA)	Water Resources Research Amendments Act	This legislation would extend a Federal-State partnership aimed at addressing state and regional water problems, promoting distribution and application of research results, and providing training and practical experience for water-related scientists and engineers. H.R. 1663 would authorize \$9,000,000 annually over five years for grants to

			<p>water resources research institutes and require two-to-one matching with non-federal funds. It would also promote exploration of new ideas, expand research to reduce energy consumption, and bolster reporting and accountability requirements.</p> <p>The bill has been introduced in the House Committee on Natural Resources and no actions have yet been scheduled on it.</p>
H.R. 497/ S.357	Rep. Paul Cook/ Sen. Dianne Feinstein	Santa Ana River Wash Plan Land Exchange Act	<p>This bill directs the Department of the Interior: (1) to quitclaim to the San Bernardino Valley Water Conservation District in California approximately 327 acres of identified federal land administered by the Bureau of Land Management, and (2) in exchange for such land, to accept from the Conservation District a conveyance of approximately 310 acres of its land.</p> <p>The Bill is scheduled for a hearing in front of the Federal Lands subcommittee of the House Natural Resources Committee. The bill has bipartisan, bicameral support.</p> <p>On April 27th HR 497 passed through the House Natural Resources Committee by unanimous consent, setting the bill up for a vote before the full House.</p>
S. 32	Sen. Dianne Feinstein	California Desert Protection and Recreation Act	<p>This bill would designate important wilderness in the California desert and protect lands for recreation, wildlife and tourism. Aspects of the bill include:</p> <ul style="list-style-type: none"> • Mandate study and protection of Native American cultural trails along the Colorado River. • Designate 230,000 acres of additional wilderness area between the Avawatz Mountains near Death Valley to Imperial County's Milpitas Wash. • Add 43,000 acres to Death Valley and Joshua Tree national parks. • Create a 75,000-plus acre special management area at Imperial County's Vinagre Wash. • Designate Inyo County's Alabama Hills as a National Scenic Area. • Prohibit new mining claims on 10,000 acres in Imperial County considered sacred by the Quechan Tribe. <p>Additionally, the bill protects 140,000 acres of existing off-road vehicle riding areas from mining, energy development, military base expansion or other decisions that would close them to vehicle use.</p>

INFORMATION
ITEM

5M

State Legislation

Bill Number	Sponsor	Title and/or Summary	Summary/Status	IEUA Position
AB 574	Quirk	Potable Reuse	<p>Current law required the State Department of Public Health to develop and adopt uniform water recycling criteria for surface water augmentation, as defined, by December 31, 2016, if a specified expert panel found that the criteria would adequately protect public health health. Current law defined the terms “direct potable reuse,” “indirect potable reuse for groundwater recharge,” and “surface water augmentation” for these purposes. This bill would remove certain references to “direct potable reuse,” “indirect potable reuse for groundwater recharge,” and “surface water augmentation,” and would instead specify the four different types of potable reuse projects as “groundwater augmentation,” “reservoir augmentation,” “raw water augmentation,” and “treated water augmentation.”</p>	<p>SUPPORT</p> <p>Assm. Appropriations</p>
AB 791	Frazier	Sacramento-San Joaquin Delta: State Water Project and federal Central Valley Project: new conveyance facility.	<p>The Sacramento-San Joaquin Delta Reform Act of 2009 prohibits construction of a new Delta conveyance facility from being initiated until the persons or entities that contract to receive water from the State Water Project and the federal Central Valley Project or a joint powers authority representing those entities have made arrangements or entered into contracts to pay for certain costs required for the construction, operation, and maintenance of the facility and full mitigation of property tax or assessments levied for land used in the construction, location, mitigation, or operation of the facility. This bill would require, before a water contractor enters into a contract to pay for these costs, that the lead agency provide the breakdown of costs for each water contractor entering into a contract and what benefits each contractor will receive based on the proportion it has financed of the proposed conveyance project.</p>	<p>OPPOSE</p> <p>Assm. Appropriations</p>

AB 792	Frazier	Sacramento-San Joaquin Delta: Delta Plan: certification of consistency.	The Sacramento-San Joaquin Delta Reform Act of 2009 establishes the Delta Stewardship Council and requires the council to develop, adopt, and commence implementation of a comprehensive management plan for the Delta, known as the Delta Plan. The act requires a state or local public agency that proposes to undertake a covered action to prepare and submit to the council a written certification of consistency with the Delta Plan before undertaking that action. This bill would prohibit the council from granting a certification of consistency with the Delta Plan until the board has completed its update of a specified water quality control plan.	OPPOSE 2 Year Bill
AB 793	Frazier	Sacramento-San Joaquin Delta: financing.	Would declare it to be state policy that the existing state of the Sacramento-San Joaquin Delta is recognized and defined as an integral component of California's water infrastructure. The bill would state that the maintenance and repair of the Delta are eligible for the same forms of financing as other water collection and treatment infrastructure and would specify the maintenance and repair activities that are eligible are limited to certain cleanup and abatement-related restoration and conservation activities.	OPPOSE 2 Year Bill
SB 231	Hertzberg	Local government: fees and charges.	Articles XIIC and XIID of the California Constitution generally require that assessments, fees, and charges be submitted to property owners for approval or rejection after the provision of written notice and the holding of a public hearing. Current law, the Proposition 218 Omnibus Implementation Act, prescribes specific procedures and parameters for local jurisdictions to comply with Articles XIIC and XIID of the California Constitution and defines terms for these purposes. This bill would define the term "sewer" for these purposes. The bill would also make findings and declarations relating to the definition of the term "sewer" for these purposes.	SUPPORT Assembly Desk

AB 1668	Friedman	Water Conservation: guidelines	Creates a new drought response plan by making numerous changes to water supply planning and drought planning to incorporate climate change, enhance water supply analysis, and strengthen the enforceability of urban water management plans (UWMP) and drought contingency planning	WATCH Assembly Appropriations
AB 1669	Friedman	Urban water conservation standards and use reporting	Requires the State Water Resources Control Board (SWRCB) in consultation with the Department of Water Resources (DWR) to adopt long-term standards for urban water conservation and water use by May 20, 2021	WATCH Assembly Appropriations
AB 968	Rubio	Urban water use: water efficiency	Establishes a new 2025 water use efficiency requirement for urban retail water suppliers	WATCH Assembly Appropriations
AB 1654	Rubio	Water Shortage: Urban Water Management Planning	Creates a new drought response plan by recasting the requirements of a water shortage contingency analysis (WSCA), and creates a new annual water supply reporting requirement for urban water suppliers	WATCH Assembly Appropriations
AB 869	Rubio	Sustainable water use and demand reduction: recycled water	Excludes, from the calculation of any water use or water efficiency target established after 2020, recycled water, as specified, delivered within the service area of an urban retail or wholesale water supplier	WATCH Assembly Appropriations

**AGENCY
REPRESENTATIVES'
REPORTS**

6A



S A W P A

SANTA ANA WATERSHED PROJECT AUTHORITY
11615 Sterling Avenue, Riverside, California 92503 • (951) 354-4220

REGULAR COMMISSION MEETING **TUESDAY, MAY 16, 2017 – 9:30 A.M.**

AGENDA

1. **CALL TO ORDER/PLEDGE OF ALLEGIANCE** (Susan Lien Longville, Chair)

2. **ROLL CALL**

3. **PUBLIC COMMENTS**

Members of the public may address the Commission on items within the jurisdiction of the Commission; however, no action may be taken on an item not appearing on the agenda unless the action is otherwise authorized by Government Code §54954.2(b).

4. **GOVERNMENT FINANCE OFFICERS ASSOCIATION (GFOA) ACHIEVEMENT AWARDS – FYE JUNE 30, 2016**

- **Certificate of Achievement for Excellence in Financial Reporting.** This award is the highest form of recognition in governmental accounting and financial reporting, and its attainment represents a significant accomplishment by a government and its management.

5. **CONSENT CALENDAR**

All matters listed on the Consent Calendar are considered routine and non-controversial and will be acted upon by the Commission by one motion as listed below.

A. **APPROVAL OF MEETING MINUTES: MAY 2, 2017**

Recommendation: Approve as posted.

B. **TREASURER'S REPORT – APRIL 2017**

Recommendation: Approve as posted.

6. **CLOSED SESSION**

A. **CONFERENCE WITH LEGAL COUNSEL – EXISTING LITIGATION PURSUANT TO GOVERNMENT CODE SECTION 54956.9(d)(1)**

Name of Case: Spiniello Companies v. Charles King Company, Inc., Santa Ana Watershed Project Authority, The Ohio Casualty Insurance Company (Superior Court of Los Angeles BC616589)

B. **PURSUANT TO GOVERNMENT CODE SECTION 54957 – PERSONNEL MATTERS**

General Manager

7. **NEW BUSINESS**

A. **EXECUTIVE SEARCH UPDATE**

Presenter: Susan Lien Longville

Recommendation: Receive and file.

- B. PROP 84 PROJECTS STATUS UPDATE – ALL ROUNDS**
Presenter: Nicole D. Weideman
Recommendation: Receive and file.
- C. FYE 2018 AND FYE 2019 SAWPA BUDGET (CM#2017.66)**
Presenter: Karen Williams
Recommendation: Adopt the FYE 2018 and FYE 2019 Budget as presented, approve the hiring of the new Brine Line Pipeline Operator II position that is included in the budget, and direct each member agency to: (1) Notice the consideration of the FYE 2018 and 2019 SAWPA Budget on their next Board of Directors Meeting Agenda; (2) Approve by Board Resolution (pursuant to the Joint Powers Authority Agreement) the FYE 2018/19 SAWPA Budget; and, (3) Provide SAWPA with a certified copy of the signed Board Resolution.
- D. INLAND EMPIRE BRINE LINE RATE RESOLUTION (CM#2017.67)**
Presenter: Rich Haller
Recommendation: Adopt Resolution No. 2017.8 establishing the new Inland Empire Brine Line rates to be effective July 1, 2017 (Fiscal Year 2018).
- E. INLAND EMPIRE BRINE LINE REACH V REHABILITATION AND IMPROVEMENT PROJECT – PHASE 1**
Presenter: David Ruhl
Recommendation: Receive and file.
- F. OCS D INVITATION – BOAT INSPECTION TOUR OF OCEAN OUTFALL**
Presenter: Celeste Cantú
Recommendation: Discussion regarding invitation from OCS D to the SAWPA Commission to participate in a boat inspection tour of the ocean outfall on June 5, June 6, or June 13; Commissioners will meet at OCS D at 9:00 a.m.
- G. DISADVANTAGED COMMUNITIES INVOLVEMENT PROGRAM: GRANT AGREEMENT AND SUB-AGREEMENT EXECUTION (CM#2017.69)**
Presenter: Mike Antos
Recommendation: Adopt Resolution No. 2017.9 authorizing the General Manager, or designee, to execute the Disadvantaged Community Involvement Program Grant Agreement 4600011889, and associated sub-agreements.
- H. DISADVANTAGED COMMUNITIES INVOLVEMENT PROGRAM: HOMELESSNESS & WATER SYMPOSIUM (CM#2017.70)**
Presenter: Mike Antos
Recommendation: Receive and file.
- I. PAUL REDVERS BROWN, INC. CONSULTING SERVICES (CM#2017.71)**
Presenter: Susan Lien Longville
Recommendation: (1) Discuss and consider contracting with Paul Redvers Brown, Inc.; (2) approve Task Order No. PRB100-02 with Paul Redvers Brown Inc. in an amount not to exceed \$11,600, to advise the Commission moving forward on framing the issue of the Joint Powers Authority Agreement.

J. RETIREMENT FROM PUBLIC SERVICE CELEBRATION – JUNE 22 2017

Presenter: Susan Lien Longville

Recommendation: Discussion and approval of proposed budget for the June 22, 2017 retirement event celebrating Celeste Cantú's forty years of public service.

8. INFORMATIONAL REPORTS

Recommendation: Receive and file the following oral/written reports/updates.

A. CASH TRANSACTIONS REPORT – MARCH 2017

Presenter: Karen Williams

B. INTER-FUND BORROWING – MARCH 2017 (CM#2017.64)

Presenter: Karen Williams

C. PERFORMANCE INDICATORS/FINANCIAL REPORTING – MARCH 2017 (CM#2017.65)

Presenter: Karen Williams

D. AUDIT COMMUNICATION LETTER FOR FYE JUNE 30, 2017 – WHITE NELSON DIEHL EVANS LLP

Presenter: Karen Williams

E. OWOW PLAN UPDATE 2018 STATUS (CM#2017.68)

Presenter: Mike Antos

F. STATUS REPORT – 2017 OWOW CONFERENCE (May 25 | Ontario Convention Center)

Presenter: Celeste Cantú

G. STATUS REPORT – JOAQUIN ESQUIVEL RECEPTION (May 25 | Galleano Winery)

Presenter: Celeste Cantú

H. GENERAL MANAGER'S REPORT

I. STATE LEGISLATIVE REPORT

Presenter: Celeste Cantú

J. CHAIR'S COMMENTS/REPORT

K. COMMISSIONERS' COMMENTS

L. COMMISSIONERS' REQUEST FOR FUTURE AGENDA ITEMS

9. ADJOURNMENT

PLEASE NOTE:

Americans with Disabilities Act: Meeting rooms are wheelchair accessible. If you require any special disability related accommodations to participate in this meeting, please contact (951) 354-4220 or kberry@sawpa.org. 48-hour notification prior to the meeting will enable staff to make reasonable arrangements to ensure accessibility for this meeting. Requests should specify the nature of the disability and the type of accommodation requested.

Materials related to an item on this agenda submitted to the Commission after distribution of the agenda packet are available for public inspection during normal business hours at the SAWPA office, 11615 Sterling Avenue, Riverside, and available at www.sawpa.org, subject to staff's ability to post documents prior to the meeting.

Declaration of Posting

I, Kelly Berry, Clerk of the Board of the Santa Ana Watershed Project Authority declare that on Thursday, May 11, 2017, a copy of this agenda has been uploaded to the SAWPA website at www.sawpa.org and posted in SAWPA's office at 11615 Sterling Avenue, Riverside, California.

/s/

Kelly Berry, CMC

2017 SAWPA Commission Meetings/Events

First and Third Tuesday of the Month

(NOTE: Unless otherwise noticed, all Commission Workshops/Meetings begin at **9:30 a.m.** and are held at SAWPA.)

January 1/3/17 Commission Workshop 1/10/17 Special Commission Meeting 1/17/17 Regular Commission Meeting	February 2/7/17 Commission Workshop 2/21/17 Regular Commission Meeting
March 3/7/17 Commission Workshop 3/21/17 Regular Commission Meeting	April 4/4/17 Commission Workshop 4/18/17 Regular Commission Meeting
May 5/2/17 Commission Workshop 5/9 – 5/12/17 ACWA Spring Conference, Monterey 5/16/17 Regular Commission Meeting 5/25/17 OWOW Conference [Ontario Convention Center]	June 6/6/17 Commission Workshop 6/20/17 Regular Commission Meeting
July 7/4/17 No Meeting (Independence Day) 7/18/17 Regular Commission Meeting	August 8/1/17 Commission Workshop 8/15/17 Regular Commission Meeting
September 9/5/17 Commission Workshop 9/19/17 Regular Commission Meeting	October 10/3/17 Commission Workshop 10/17/17 Regular Commission Meeting
November 11/7/17 Commission Workshop 11/21/17 Regular Commission Meeting 11/28 – 12/1/17 ACWA Fall Conference, Anaheim	December 12/5/17 Commission Workshop 12/19/17 Regular Commission Meeting



S A W P A

SANTA ANA WATERSHED PROJECT AUTHORITY
11615 Sterling Avenue, Riverside, California 92503 • (951) 354-4220

NOTICE OF REGULAR MEETING OF THE PROJECT AGREEMENT 22 COMMITTEE

Interregional Landscape Water Demand Reduction Program

Committee Members:

Joe Grindstaff, General Manager, Inland Empire Utilities Agency
Doug Headrick, General Manager, San Bernardino Valley Municipal Water District
Paul D. Jones, General Manager, Eastern Municipal Water District, Chair
Michael Markus, General Manager, Orange County Water District, Vice Chair
John Rossi, General Manager, Western Municipal Water District

THURSDAY, APRIL 27, 2017 – 8:00 A.M.

AGENDA

1. **CALL TO ORDER** (Paul D. Jones, Chair)

2. **PUBLIC COMMENTS**

Members of the public may address the Committee on items within the jurisdiction of the Committee; however, no action may be taken on an item not appearing on the agenda unless the action is otherwise authorized by Government Code §54954.2(b).

3. **APPROVAL OF MEETING MINUTES: FEBRUARY 23, 2017**

Recommendation: Approve as posted.

4. **COMMITTEE DISCUSSION ITEMS**

A. **EMERGENCY DROUGHT GRANT PROGRAM BUDGET UPDATE (PA22#2017.4)**

Presenter: Ian Achimore

Recommendation: Receive and file.

B. **CONSERVATION-BASED WATER RATES PROJECT MILESTONE AND UPDATES (PA22#2017.5)**

Presenter: Ian Achimore

Recommendation: (1) Waive the March 31, 2017 retail water agency agreement milestone for a draft rate study to be provided to the water agencies' boards for the following entities: (a) Cucamonga Valley Water District, (b) City of Garden Grove; (2) Receive and file an update on the California Data Collaborative's Rate Comparison Tool; and, (3) Receive and file an update on the Conservation-Based Water Rates Outreach Project.

C. AERIAL MAPPING PROJECT VEGETATION CLASSIFICATION METHODOLOGY AND LESSONS LEARNED-(PA22#2017.6)

Presenter: Dean Unger

Recommendation: Receive and file.

D. USE OF PROJECTED SAVINGS FOR THE EMERGENCY DROUGHT GRANT PROGRAM (PA22#2017.7)

Presenter: Rick Whetsel

Recommendation: Authorize staff to develop a scope of work and budget and issue a Request for Proposals (RFP) for the following projects to provide additional technical support to water retailers' compliance with new State water use efficiency requirements using remaining available grant funds: (1) Develop an on-line web application and cloud services to provide water retailers access to aerial imagery and landscape measurement data; and, (2) Provide water retailers in the Santa Ana River and Upper Santa Margarita watersheds meter geocoding and North American Industry Classification System (NAICS) coding services.

E. METROPOLITAN WATER DISTRICT REGIONAL TURF REMOVAL PROGRAM (PA22#2017.8)

Recommendation: Receive and file.

5. FUTURE AGENDA ITEMS

6. ADJOURNMENT

PLEASE NOTE:

Americans with Disabilities Act: Meeting rooms are wheelchair accessible. If you require any special disability related accommodations to participate in this meeting, please contact (951) 354-4220 or kberry@sawpa.org. Notification at least 48 hours prior to the meeting will enable staff to make reasonable arrangements to ensure accessibility for this meeting. Requests should specify the nature of the disability and the type of accommodation requested.

Materials related to an item on this agenda submitted to the Commission after distribution of the agenda packet are available for public inspection during normal business hours at the SAWPA office, 11615 Sterling Avenue, Riverside, and available at www.sawpa.org, subject to staff's ability to post documents prior to the meeting.

Declaration of Posting

I, Kelly Berry, Clerk of the Board of the Santa Ana Watershed Project Authority declare that on Thursday, April 20, 2017, a copy of this agenda has been uploaded to the SAWPA website at www.sawpa.org and posted in SAWPA's office at 11615 Sterling Avenue, Riverside, California.

/s/

Kelly Berry, CMC

2017 Project Agreement 22 Committee Regular Meetings

Fourth Thursday of Every Month

(Note: All meetings begin at 8:00 a.m., unless otherwise noticed, and are held at SAWPA.)

January 1/26/17 Regular Committee Meeting	February 2/23/17 Regular Committee Meeting
March 3/23/17 Regular Committee Meeting [cancelled]	April 4/27/17 Regular Committee Meeting
May 5/25/17 Regular Committee Meeting	June 6/22/17 Regular Committee Meeting
July 7/27/17 Regular Committee Meeting	August 8/24/17 Regular Committee Meeting
September 9/28/17 Regular Committee Meeting	October 10/26/17 Regular Committee Meeting
November 11/16/17* Regular Committee Meeting*	December 12/28/17 Regular Committee Meeting

*Meeting date adjusted due to conflicting holiday.

**AGENCY
REPRESENTATIVES'
REPORTS**

6B



THE METROPOLITAN WATER DISTRICT
OF SOUTHERN CALIFORNIA

MWD MEETING AGENDA

TELECONFERENCE PARTICIPATION:
Monterey Marriott
350 Calle Principal
Monterey, CA 93940

Board Meeting - Revision 2 Meeting with Board of Directors

May 9, 2017

12:00 p.m. -- Board Room

MWD Headquarters Building

700 N. Alameda Street

Los Angeles, CA 90012

1. Call to Order

- (a) Invocation: James K. Lee, Desktop Services and Help Desk Team Manager, Information Technology Group
- (b) Pledge of Allegiance: Director Donald Dear, West Basin Municipal Water District

2. Roll Call

3. Determination of a Quorum

4. Opportunity for members of the public to address the Board on matters within the Board's jurisdiction. (As required by Gov. Code § 54954.3(a))

5. OTHER MATTERS

- A. Approval of the Minutes of the Meeting for April 11, 2017. (A copy has been mailed to each Director) Any additions, corrections, or omissions

Draft Minutes

- B. Report on Directors' events attended at Metropolitan expense for month of April
- C. Approve committee assignments
- D. Chairman's Monthly Activity Report

6. DEPARTMENT HEADS' REPORTS

- A. General Manager's summary of Metropolitan's activities for the month of April

6A Report

- B. General Counsel's summary of Legal Department activities for the month of April

6B Report

- C. General Auditor's summary of activities for the month of April

6C Report

- D. Ethics Officer's summary of activities for the month of April

6D Report

7. CONSENT CALENDAR ITEMS — ACTION

- 7-1 Adopt CEQA determination and authorize the amendment of the contract with Macias Gini O'Connell, LLP to increase the maximum amount payable by \$324,715, from \$915,096 to \$1,239,811 and extend the term by one year for external audit services. (A&E)

7-1 Board Letter and Attachment

- 7-2 Adopt CEQA determination and authorize increase in change order authority for the contract to replace valves at the Collis Avenue Valve Structure (Appropriation No. 15441). (E&O)

7-2 Board Letter and Attachment

7-2 Presentation

- 7-3 Adopt CEQA determination and appropriate \$350,000; and authorize preliminary design to replace the wastewater system at Lake Mathews (Appropriation No. 15495). (E&O)

7-3 Board Letter and Attachments

7-3 Presentation

- 7-4 Adopt CEQA determination and appropriate \$1.2 million; and authorize design and procurement to rehabilitate Service Connection A-06 on the East Orange County Feeder No. 2 (Appropriation No. 15480). (E&O)

7-4 Board Letter and Attachments

7-4 Presentation

- 7-5 Adopt CEQA determination and authorize increase of \$160,000 to an amount not to exceed \$235,000 for contract with GeoPentech, Inc. to continue monitoring the groundwater basin lying westerly of Diamond Valley Lake, commonly referred to as the Domenigoni Basin and to assist with development of a groundwater management plan. (L&C)

7-5 Board Letter

7-5 Presentation

(END OF CONSENT CALENDAR)

8. OTHER BOARD ITEMS — ACTION

- 8-1 Adopt CEQA determination and approve the introduction by title only of an Ordinance Determining That The Interests Of The District Require The Use Of Revenue Bonds In The Aggregate Principal Amount Of \$400,000,000 To Finance A Portion Of Capital Expenditures.

8-1 Board Letter and Attachment

- 8-2 Adopt CEQA determination and adopt resolution to continue Metropolitan's Water Standby Charge for fiscal year 2017/18. (F&I)

8-2 Board Letter and Attachments

8-2 Presentation

- 8-3 Adopt CEQA determination and appropriate \$10.39 million; award \$1,219,809 contract to CopperTop Enterprises, Inc. to construct four houses at Hinds and Eagle Mountain Pumping Plants; award \$1,219,809 contract to CopperTop Enterprises, Inc. to construct another four houses at Iron Mountain and Gene Pumping Plants; and authorize: (1) design to add two new desert houses; (2) construction to refurbish approximately 89 desert houses; and (3) design to improve short-term accommodations at two pumping plants (Appropriation No. 15495) (E&O) [Revised Subject]

8-3 Board Letter and Attachments

8-3 Presentation

- 8-4 Adopt CEQA determination and appropriate \$10.2 million; and award \$9,134,398 procurement contract to Northwest Pipe Company to provide steel liner pipe for the Second Lower Feeder (Appropriation No. 15497). (E&O)

8-4 Board Letter and Attachments

8-5 Presentation

- 8-5 Adopt CEQA determination and appropriate \$2 million; and authorize: 1) agreement with Johnson Controls, Inc. to maintain Metropolitan's physical security system in an amount not-to-exceed \$3.8 million; and 2) agreement with Johnson Controls, Inc. for upgrades to the physical security system in an amount not-to-exceed \$1.5 million (Appropriation No. 15499). (E&O)

8-5 Board Letter and Attachment

8-5 Presentation

- 8-6 Adopt CEQA determination and adopt resolution to declare a "Condition 1 - Water Supply Watch". (WP&S)

8-6 Board Letter and Attachments

8-6 Presentation

- 8-7 Adopt CEQA determination and adopt Legislative Priorities Related to Implementing the Governor's Executive Order B-37-16, "Making Water Conservation a California Way of Life." (C&L) (Subject revised)

8-7 Board Letter and Attachments

8-7 Presentation

- 8-8 Adopt CEQA determination and approve entering into 2017-2021 Memorandum of Understanding between The Metropolitan Water District of Southern California and the Association of Confidential Employees. (OP&T) [To be distributed at meeting] [Conference with Labor Negotiators; to be heard in closed session pursuant to Gov. Code 54957.6. Agency representative Stephen Lem, Manager of Labor Relations and EEO Investigations Section. Employee organizations: the Association of Confidential Employees] (ADDED)

9. BOARD INFORMATION ITEMS

- 9-1 Renewal Status of Metropolitan's Property and Casualty Insurance Program. (F&I)

9-1 Board Letter and Attachment

9-1 Presentation

10. OTHER BOARD MATTERS

- 10-1 Board and Committee Room Emergency Evacuation Procedures

10-1 Presentation

11. FUTURE AGENDA ITEMS

12. ADJOURNMENT

REVISED: Date of Notice: May 4, 2017

NOTE: At the discretion of the committee, all items appearing on this agenda, whether or not expressly listed for action, may be deliberated and may be subject to action by the committee.

This committee reviews items and makes a recommendation for final action to the full Board of Directors. Final action will be taken by the Board of Directors. Agendas for the meeting of the Board of Directors may be obtained from the Board Executive Secretary. This committee will not take any final action that is binding on the Board, even when a quorum of the Board is present.

Writings relating to open session agenda items distributed to Directors less than 72 hours prior to a regular meeting are available for public inspection at Metropolitan's Headquarters Building and on Metropolitan's Web site <http://www.mwdh2o.com>.

Requests for a disability related modification or accommodation, including auxiliary aids or services, in order to attend or participate in a meeting should be made to the Board Executive Secretary in advance of the meeting to ensure availability of the requested service or accommodation.

**AGENCY
REPRESENTATIVES'
REPORTS**

6C



Regional Sewerage Program Policy Committee Meeting

AGENDA **Thursday, May 4, 2017** **4:00 p.m.**

Location

Inland Empire Utilities Agency
Boardroom
6075 Kimball Avenue
Chino, CA 91710

Call to Order and Roll Call

Pledge of Allegiance

Public Comment

Changes/Additions/Deletions to the Agenda

- 1. Technical Committee Report** (*Oral*)
- 2. Action Item**
 - A. Approval of the April 6, 2017 Meeting Minutes
 - B. RP-5 Expansion Consultant Contract Amendment
- 3. Informational Items**
 - A. Regional Contract Update/Renewal (*Oral*)
 - B. Review of TYCIP and IEUA Regional Budgets: FY2017/18 & 18/19
- 4. Receive and File**
 - A. Energy Management Planning Update
 - B. Building Activity Update
 - C. Recycled Water Distribution – Operations Summary
 - D. Engineering Project Updates
- 5. Other Business**
 - A. IEUA General Manager's Update
 - B. Committee Member Requested Agenda Items for Next Meeting
 - C. Committee Member Comments
 - D. Next Meeting – June 1, 2017

6. Adjournment

DECLARATION OF POSTING

I, Laura Mantilla, Executive Assistant of the Inland Empire Utilities Agency, A Municipal Water District, hereby certify that a copy of this agenda has been posted by 5:30 p.m. in the foyer at the Agency's main office, 6075 Kimball Avenue, Building A, Chino, CA on Monday, May 1, 2017.

Laura Mantilla

**AGENCY
REPRESENTATIVES'
REPORTS**

6D

**CHINO BASIN WATERMASTER
WATERMASTER BOARD MEETING**

11:00 a.m. – April 27, 2017

WITH

*Mr. James Curatalo – Chair
Mr. Robert DiPrimio – Vice-Chair*

At The Offices Of

Chino Basin Watermaster
9641 San Bernardino Road
Rancho Cucamonga, CA 91730

AGENDA

CALL TO ORDER

PLEDGE OF ALLEGIANCE

PUBLIC COMMENTS

AGENDA - ADDITIONS/REORDER

I. CONSENT CALENDAR

Note: All matters listed under the Consent Calendar are considered to be routine and non-controversial and will be acted upon by one motion in the form listed below. There will be no separate discussion on these items prior to voting unless any members, staff, or the public requests specific items be discussed and/or removed from the Consent Calendar for separate action.

A. MINUTES

1. Minutes of the Watermaster Board Special Meeting held March 3, 2017
2. Minutes of the Watermaster Board Special Meeting held March 16, 2017
3. Minutes of the Watermaster Board Meeting held March 23, 2017

B. FINANCIAL REPORTS

1. Cash Disbursements for the month of February 2017
2. Watermaster VISA Check Detail for the month of February 2017
3. Combining Schedule for the Period July 1, 2016 through February 28, 2017
4. Treasurer's Report of Financial Affairs for the Period February 1, 2017 through February 28, 2017
5. Budget vs. Actual Report for the Period July 1, 2016 through February 28, 2017

C. WATER TRANSACTION

Notice of Water Transaction: The purchase of 3,000.000 acre-feet of water from Cucamonga Valley Water District by Fontana Water Company. This purchase is made from Cucamonga Valley Water District's storage account.

D. APPLICATION FOR RECHARGE

Notice of Application for Recharge: On February 15, 2017 Fontana Water Company submitted an Application for Recharge for 500.000 acre-feet to be recharged into the Vulcan Basin.

II. BUSINESS ITEMS
NONE

III. REPORTS/UPDATES

A. LEGAL COUNSEL REPORT

1. Safe Yield Reset
2. Rules and Regulations Update

B. ENGINEER REPORT

1. SGMA Annual Reporting, Maximum Benefit Annual Report, Diversion Permit Annual Report, and SB88 Compliance
2. Ground-Level Monitoring and Prado Basin Habitat Sustainability Programs
3. RMPU Project Support and MPI Analysis on SAWCo Recharge Application
4. Model Update and Required Demonstrations
5. Supplemental Water Recharge Procedures

C. CFO REPORT

1. FY 2017/18 Budget

D. GM REPORT

1. FY 2016/17 Second Interim Organization Performance Report
2. SGMA Update
3. Santa Ana River Watershed Status Report
4. Website Update
5. Other

IV. INFORMATION

1. Cash Disbursements for March 2017
2. Ground-Level Monitoring Status Report (Quarterly)
3. South Archibald and Chino Airport Plumes Status Report (Quarterly)
4. RMPU Status Report (Quarterly)
5. Santa Ana River Watershed Status Report (Quarterly)

V. BOARD MEMBER COMMENTS

VI. OTHER BUSINESS

VII. CONFIDENTIAL SESSION - POSSIBLE ACTION

Pursuant to Article 2.6 of the Watermaster Rules & Regulations, a Confidential Session may be held during the Watermaster committee meeting for the purpose of discussion and possible action.

1. Safe Yield Reset
2. GM Performance Evaluation

VIII. FUTURE MEETINGS AT WATERMASTER

- | | | | |
|---------|-----|------------|--|
| 4/25/17 | Tue | 1:00 p.m. | FY 17/18 Budget Workshop #1 |
| 4/25/17 | Tue | 3:00 p.m. | Prado Basin Habitat Sustainability Committee |
| 4/27/17 | Thu | 11:00 a.m. | Watermaster Board |
| 5/02/17 | Tue | 1:00 p.m. | FY 17/18 Budget Workshop #2 |
| 5/11/17 | Thu | 9:00 a.m. | Appropriative Pool |


5/11/17	Thu	11:00 a.m.	Non-Agricultural Pool
5/11/17	Thu	1:30 p.m.	Agricultural Pool
5/18/17	Thu	8:00 a.m.	Appropriative Pool Strategic Planning (Confidential Session Only)
5/18/17	Thu	9:00 a.m.	Advisory Committee
5/18/17	Thu	9:30 a.m.	Recharge Investigations and Projects Committee (RIPCom)
5/23/17	Tue	9:00 a.m.	Groundwater Recharge Coordinating Committee (GRCC)
5/25/17	Thu	11:00 a.m.	Watermaster Board

All Watermaster meeting dates can be found on our website at the "View Schedules" button on the Home Page, and also accessible at this link: <http://www.cbwm.org/calendar.pdf>

ADJOURNMENT

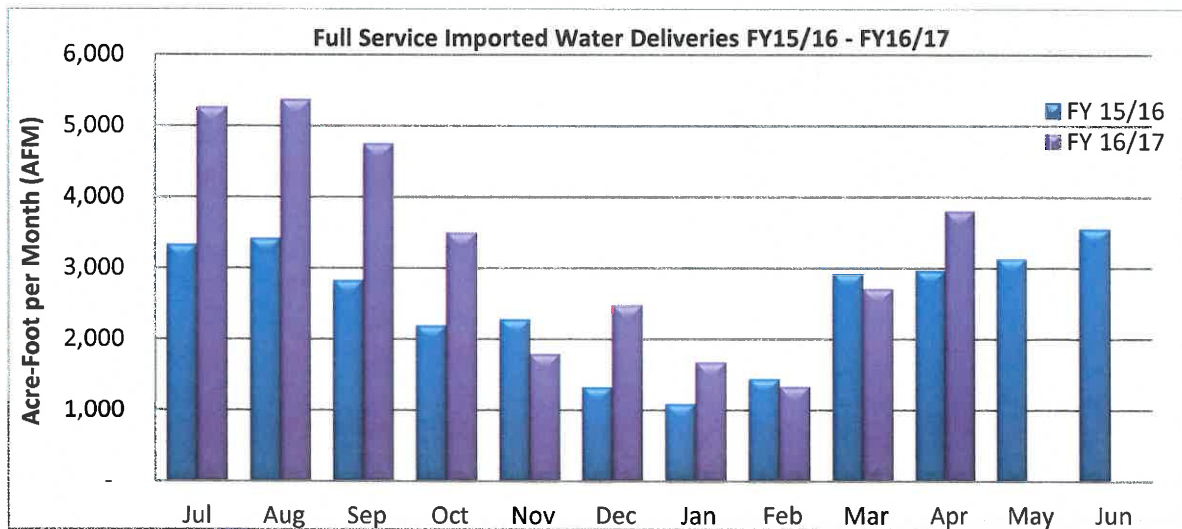
**GENERAL
MANAGER'S
REPORT**



Date: May 17, 2017
 To: The Honorable Board of Directors
 From: P. Joseph Grindstaff, General Manager 
 Subject: General Manager's Report Regarding Agency Activities

IMPORTED WATER

For FY2016/17, the full service imported water deliveries for the month of April were higher compared to FY2015/16.



WASTEWATER

The Agency-wide average wastewater influent flow for the month of March 2017 was 46.4 million gallons per day (mgd), which is a 1.1 mgd decrease from the February 2017 total influent flow.

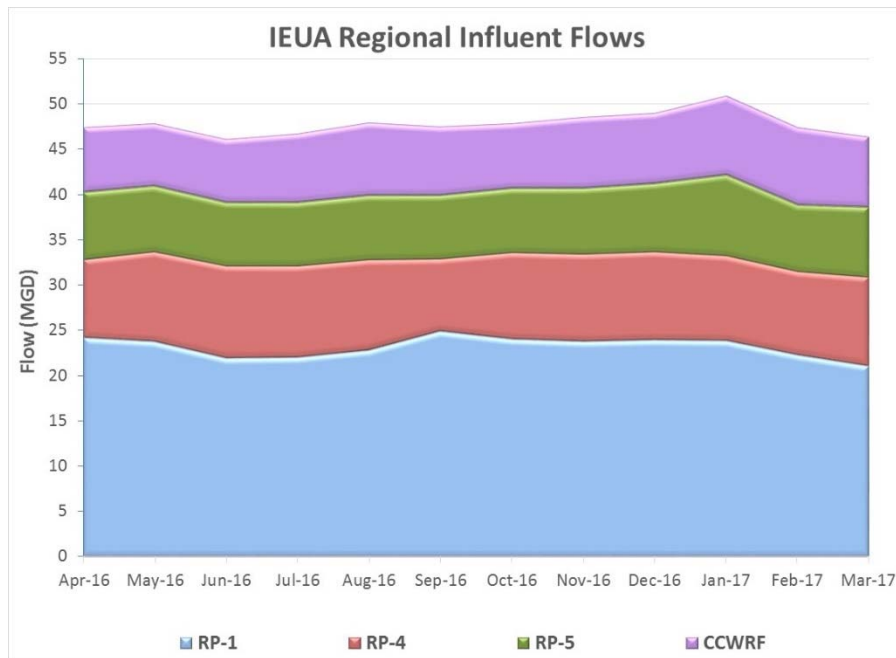
During March 2017, four effluent grab samples were collected for trihalomethanes (THMs) analysis at CCWRF's effluent monitoring location, M-004. The analyses resulted in a monthly average of 55 µg/L for Chlorodibromomethane, which exceeded the average monthly limit of 34 µg/L; and a monthly average of 51 µg/L for Dichlorobromomethane, which exceeded the average monthly limit of 46 µg/L. IEUA staff has conducted an extensive source control investigation to determine the source of the bromide, which is a precursor for THM formation. One source was a popsicle manufacturer which has now changed cleaning products. There is one additional potential source who source control staff are working with. We believe these changes will bring the plant back into compliance.

With regards to air quality compliance, there were no reportable incidents in April.

General Manager's Report Regarding Agency Activities

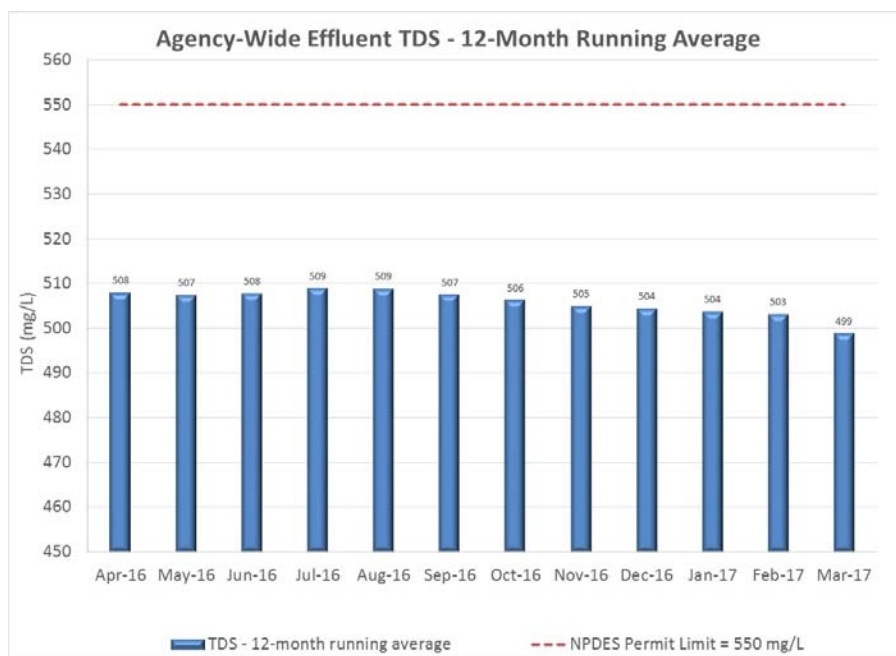
May 17, 2017

Page 2 of 17



The discharge permit effluent limit for total inorganic nitrogen (TIN) is 8 mg/L. The 12-month running average TIN value for March 2017 was 5.9 mg/L.

The discharge permit effluent limit for total dissolved solids (TDS) is 550 mg/L. The 12-month running average TDS value for March 2017 was 499 mg/L.



General Manager's Report Regarding Agency Activities

May 17, 2017

Page 3 of 17

IERCF UPDATE

Operational Comments – Facility throughput for April averaged approximately 76% of permitted capacity at an average of 347 tons per day of biosolids and 100 tons per day of amendments (based on a 30-day month). There was a reduction in throughput to allow for a cleaning and maintenance day. The facility is operating well with no violations or lost time incidents.

Facility Biosolids Throughput

POTW	WET TONS MONTH	WET TONS YEAR TO DATE
LACSD	4,597.44	20,255.32
IEUA	4,827.41	21,742.91
OCSO	986.69	4,129.26
TOTAL	10,411.54	46,127.49

Compost Sales – Sales in April were slower than last year due to a sluggish start to the spring season in both the agriculture and landscape markets. Sales are anticipated to increase during the months of May and June. Compost inventory in the storage facility is 10,714 cubic yards of finished material.

Monthly Sales Summary

CUBIC YARD	\$/CUBIC YARD	TOTAL REVENUE
14,887.63	\$2.46	\$36,561.10

Fiscal Year-To-Date Sales Summary

MONTH	TOTAL YARDS 2016/2017	TOTAL YARDS 2015/2016	TOTAL REVENUE 2016/2017	TOTAL REVENUE 2015/2016
July	14,898.82	21,389.25	\$27,554.05	\$34,657.16
August	13,973.73	16,919.04	\$32,185.36	\$30,461.07
September	28,277.42	16,750.02	\$25,161.07	\$24,655.71
October	33,118.70	27,394.30	\$30,402.44	\$33,401.74
November	36,746.25	29,056.62	\$26,452.12	\$25,280.90
December	27,866.97	17,653.19	\$26,088.79	\$28,476.77
January	7,965.39	14,298.49	\$11,934.94	\$22,085.28
February	14,371.47	12,426.08	\$20,070.21	\$28,926.15
March	22,580.72	16,748.45	\$36,895.88	\$33,493.58
April	14,887.63	26,638.72	\$36,561.10	\$36,945.87
TOTAL	214,687.10	199,274.16	\$273,305.96	\$298,384.23
AVERAGE	21,468.71	19,927.42	\$27,330.60	\$29,838.42

GROUNDWATER RECHARGE

Groundwater Recharge – March 2017

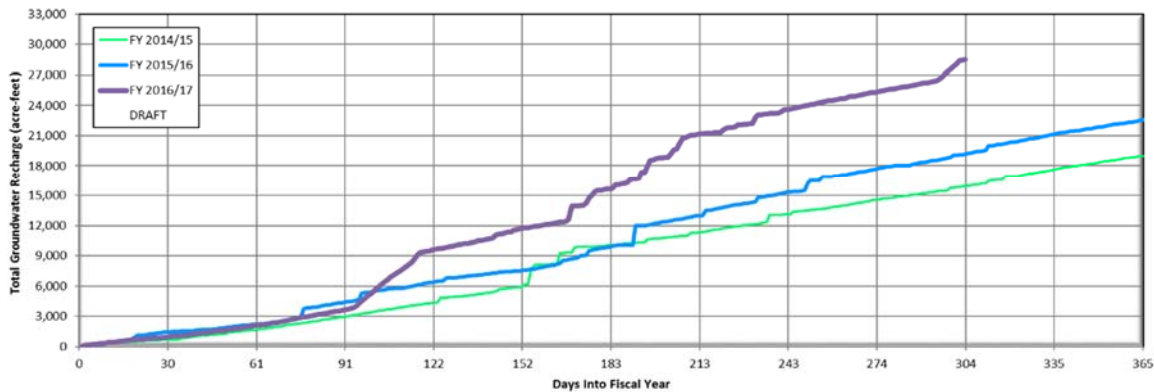
During March 2017, recycled water recharge totaled 1,598 acre-feet, which is the highest monthly recycled water recharge total for the program to date. There was no imported water recharge from MWD. There was 498 acre-feet of water imported to the Chino Basin from San Antonio Water Company and recharged in MZ-1. There were three small rain events in March bringing approximately 0.14 inches of rain and 93 acre-feet of recharge. Combined rain fall and miscellaneous runoff recharge totaled 136 acre-feet.

Groundwater Recharge – April 2017 (preliminary)

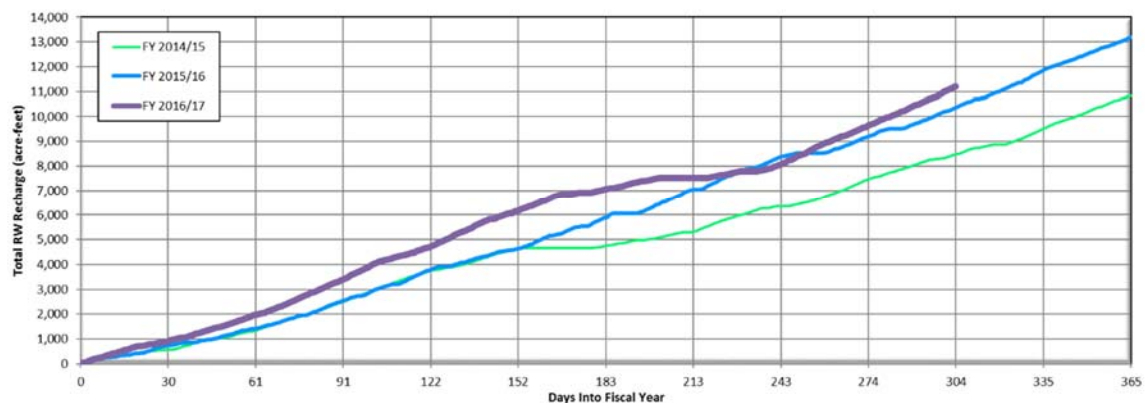
During April 2017, recycled water recharge totaled 1,541 acre-feet, which is the second highest monthly recycled water recharge total for the program to date. There was 1,550.5 acre-feet of imported water recharge purchased by Watermaster from MWD. There was 209 acre-feet of water imported to the Chino Basin from San Antonio Water Company and recharged in MZ-1. There was one small rain event in April bringing a total of approximately 0.04 inches of rain. Combined rain fall capture and miscellaneous runoff totaled 80 acre-feet.

Monthly summaries of recharge by recharge site for the Chino Basin Groundwater Recharge Operations can be found at <http://www.ieua.org/category/reports/groundwater-recharge-reports>.

Total Groundwater Recharge – April 2017



Recycled Water Delivered to Groundwater Recharge – April 2017



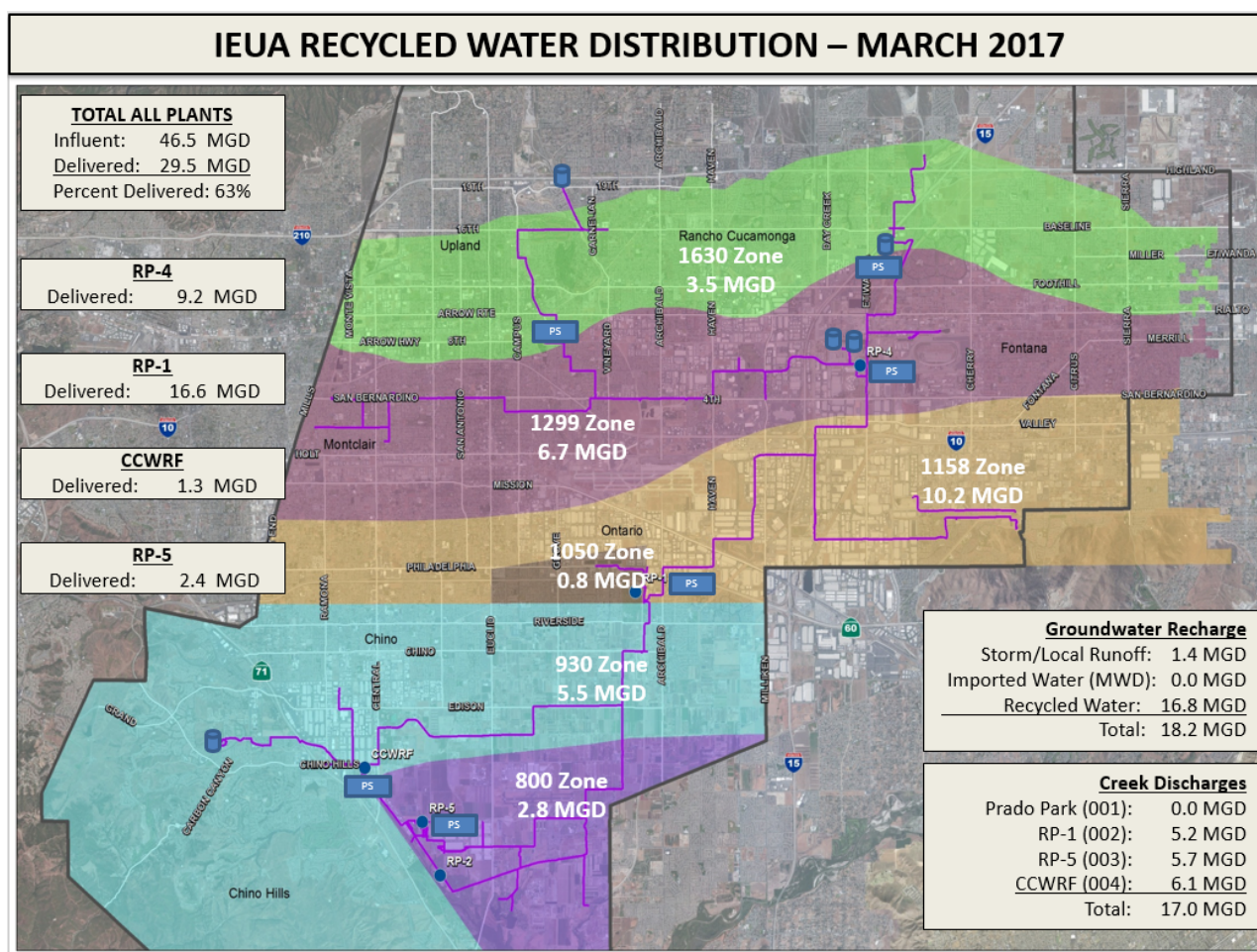
RECYCLED WATER

RW Distribution – March 2017

During March 2017, 63% (29.5 MGD) of IEUA recycled water supply (46.5 MGD) was delivered into the distribution system for both direct use customers (12.7 MGD) and groundwater recharge (16.8 MGD). Plant discharge to creeks feeding the Santa Ana River averaged 17.0 MGD.

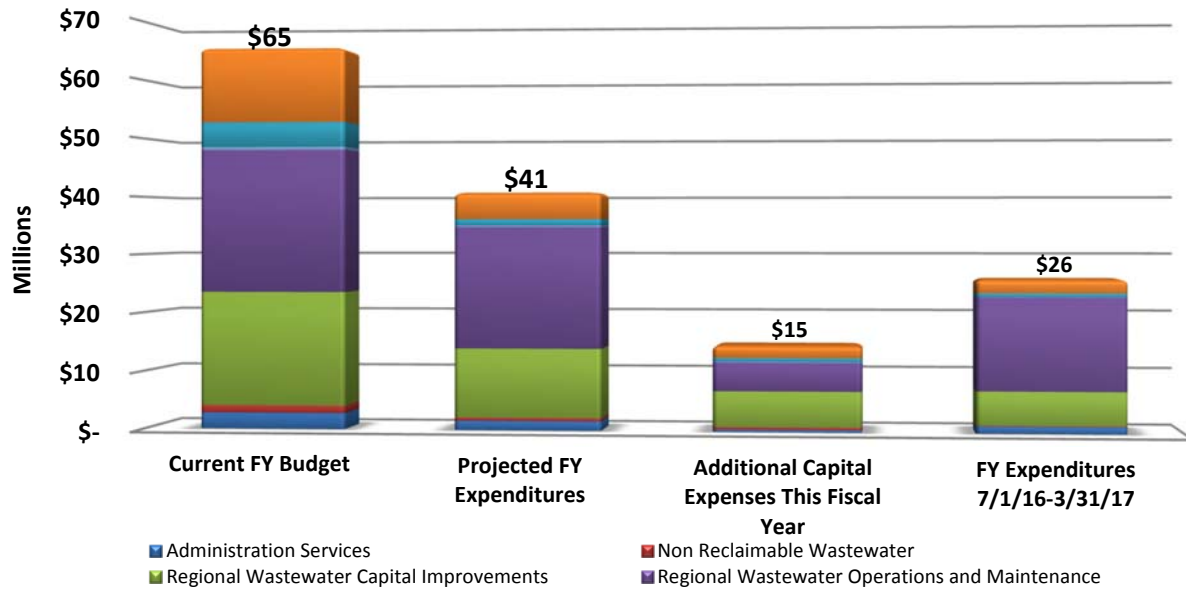
RW Distribution – April 2017 (Preliminary)

During April 2017, 81% (37.3 MGD) of IEUA recycled water supply (46.2 MGD) was delivered into the distribution system for both direct use customers (20.6 MGD) and groundwater recharge (16.7 MGD). Plant discharge to creeks feeding the Santa Ana River averaged 8.9 MGD.



ENGINEERING DESIGN & CONSTRUCTION

Engineering and Construction Management FY 16/17 Budget Status Update



Project Budget Variance > \$500,000						
	Project	Description	(A) FY 16/17 Forecast \$	(B) FY 16/17 Budget \$	(B-A) Variance (FY Budget - FY Forecast) \$	Reason for Variance
1	EN11031	RP-5 Flow Equalization and Effluent Monitoring	955,511	1,465,000	509,489	The project scope was reduced in consideration of the RP-5 Expansion Project, which will address or modify some of the project components.
2	EN13001	San Sevaine Basin Improvements	884,855	3,085,000	2,200,145	The final design and construction phases were delayed due to an extended time frame in obtaining regulatory permits.
3	EN13016	SCADA Enterprise System	862,430	1,504,652	642,221	The initiation of Phase II of the SCADA Enterprise project was delayed when the delivery method was re-evaluated for the remaining facilities to take advantage of potential grant funds and accelerate the overall project timeline. Due to this delay, the FY 2016/17 spending will be lower than originally budgeted
4	EN14019	RP-1 Headworks Gate Replacement	778,829	1,440,000	661,171	The design phase is six months behind schedule. Staff is working with the consultant to improve the overall schedule.
5	EN15002	1158 Reservoir Site Cleanup	29,713	650,000	620,287	The projected expenditures depend on the scope of work determined by an environmental consulting firm. Request for Proposal for environmental consulting was issued in April 2017. The project design is dependent on the findings of the environmental evaluation.
6	EN15043	SBCFCD Recycled Water Easement	35,000	570,000	535,000	Projected expenditure depends on San Bernardino County's progress on the review/issuance of the easements.
7	EN15044	SBCFCD NRW Easement	5,000	515,000	510,000	Projected expenditure depends on San Bernardino County's progress on the review/issuance of the easements.
8	EN16028	RP-5 Expansion PDR	1,331,416	2,111,086	779,670	The project is under budget due to lower internal labor required for the project and contingency that was not required.
9	EN17018	RC Emergency O&M Projects FY 16/17	68,702	600,000	531,298	This project is budgeted for emergency projects. The budget is spent as emergencies arise.
10	EN17052	RP-1 and RP-4 Safety Improvements	177,935	760,000	582,065	Changes requested during design delayed completion of final calculations needed for permitting.
11	EN17065	RP-2 Microturbine	50,299	850,000	799,701	The contractor's bonding difficulties resulted in delaying the project kickoff, which has pushed equipment purchase to FY 2017/18.
12	EN19001	RP-5 Expansion to 30 mgd	224,329	1,250,000	1,025,671	The schedule for the RP-1 and RP-5 Expansion PDR was extended from January 2017 to March 2017 which leads into the design for the RP-5 Liquid Treatment Expansion and the RP-5 Solids Treatment Facility, EN19006. The award of the design contract for the RP-5 Liquids Expansion and RP-5 Solids Treatment Facility has been scheduled for May 2017.
13	EN19006	RP-5 SHF - RO	224,277	3,125,000	2,900,723	The schedule for the RP-1 and RP-5 Expansion PDR was extended from January 2017 to March 2017 which leads into the design for the RP-5 Liquid Treatment Expansion and the RP-5 Solids Treatment Facility, EN19006. The award of the design contract for the RP-5 Liquids Expansion and RP-5 Solids Treatment Facility has been scheduled for May 2017.
14	RW15003	RW15003 Recharge Master Plan Update Projects	1,002,346	3,100,000	2,097,654	The reduction in fiscal year spending is due to the removal of the East Decluz Project which was projected as part of the design efforts for the RMPU soft cost budget. On June 16, 2016, Watermaster and IEUA stakeholders decided to defer the East Decluz Project after the initial preliminary design study revealed a lower than expected stormwater recharge yield. The fiscal year budget originally planned to conduct over \$2,000,000 for preliminary design, CEQA, and initial land acquisition efforts.
15	RW15004	Lower Day Basin RMPU	308,015	1,155,000	846,985	The project had an extended Pre-Design phase to address the Flood Control concerns. A flow study was conducted which revealed that additional design and construction efforts are needed to meet the Flood Control District requirements.
			6,938,657	22,180,738	15,242,081	

General Manager's Report Regarding Agency Activities

May 17, 2017

Page 7 of 17

Bid and Award Look Ahead Schedule			
	Project Name	Projected Bid Opening Date	Projected Bid Award Date
	Jun-17		
1	EN13001.00 San Sevaine Basin Improvements	6-Jun-17	21-Jun-17
2	EN13016.03 SCADA Enterprise System - (Regional Water Recycling Plant No. 4 & 5)	6-Jun-17	21-Jun-17
3	San Sevaine Monitoring Well	6-Jun-17	21-Jun-17
4	EN17062.00 RP-1 RW Valve Replacement	6-Jun-17	21-Jun-17
5	CP16003.00 Headquarters Roofing Replacement	6-Jun-17	21-Jun-17
6	EN17063.00 RP-4 Anoxic Splitter Box Gates	6-Jun-17	21-Jun-17
	Jul-17		
7	EN17046.00 1630 East Pump Station Upgrades	4-Jul-17	19-Jul-17
8	EN17067.00 Declerz Monitoring Well Project	4-Jul-17	19-Jul-17
9	EP17003.00 RP-1 Training Room	4-Jul-17	19-Jul-17
	Aug-17		
10	EN14019.00 RP-1 Headworks Primary and Secondary Upgrades	1-Aug-17	16-Aug-17
11	EN17039.00 8th St. Basin RW Turnout Discharge Retrofit	1-Aug-17	16-Aug-17
12	EN17044.00 RP-1 Power Reliability Generator Control Upgrades	1-Aug-17	16-Aug-17
	Sep-17		
13	EN11039.00 RP-1 Disinfection Pump Improvements	5-Sep-17	20-Sep-17
14	WR15021.00 Napa Lateral	5-Sep-17	20-Sep-17
	Oct-17		
15	EN14043.00 RP-5 RW Pipeline Bottleneck	3-Oct-17	18-Oct-17
	Dec-17		
16	PA17006.02 RP-5 Aeration Diffuser Panel Replacement 16/17	5-Dec-17	20-Dec-17
	Jan-18		
17	EN13048.00 RP-1 Power System Upgrades	2-Jan-18	17-Jan-18
18	EN17042.00 Digester 6 and 7 Roof Repairs	2-Jan-18	17-Jan-18
	May-18		
20	EN15012.00 RP-1 Primary Effluent Conveyance Improvements	1-May-18	16-May-18
19	EN18006.00 RP-1 Flare Improvements	1-May-18	16-May-18

Fiscal Year 16/17 Capital Improvement Program

Agency-Wide														
No.	Project ID	Project Title	Budget					Contract						
			(a) Prior FY Expenditures thru 6/30/16 (\$)	(b) FY Budget 2016/17 (\$)	(c) FY 2016/17 Expenditures 7/1/16- 3/31/2017 (\$)	(d) Total Expenditures to Date thru 3/31/2017 (A + C) (\$)	(e) Total Project Budget (\$)	(f) Phase	(g) Original Contract (\$)	(h) CO's/ Amendments (\$)	(i) CO's/ Amendments (H/G) (%)	(j) Contract Completion Date	(k) Projected/ Contract Completion Date (NOC)	(l) Float (J-K)
1	EN13016	SCADA Enterprise System (EN13016.02 RP-1)	5,058,331	1,504,652	697,430	5,755,761	13,900,000	Pre-Design	1,926,650	71,271	3.70%	6/30/2020	12/15/2020	-168
2	EN17052	RP-1 and RP-4 Safety Improvements	-	760,000	165,935	165,935	760,000	Bid & Award	57,430	27,780	48.37%	6/30/2017	3/31/2017	91
3	EN16070	Agency-Wide Pumps Efficiencies Improvements	-	335,000	112,002	112,002	350,000	Construction	142,060	-	0.00%	4/30/2017	5/2/2017	-2
4	EN17034	Agency wide Lighting Improvements - Phase 2	-	1,385,000	534,694	534,694	1,400,000	Construction	1,107,583	-	0.00%	6/2/2017	6/20/2017	-18
5	EN17053	Agency wide Recycled Water Pumps Overhaul Services	-	625,000	88,637	88,637	625,000	Construction	466,319	-	0.00%	4/28/2017	5/12/2017	-14
6	EN13056	Agency-Wide HVAC Improvements- Pckg No. 2, (EN13056.01 RP-4 MCC)	885,445	192,968	237,506	1,122,951	1,131,500	Warranty	188,000	21,308	11.33%	10/20/2016	11/16/2016	-27
7	EN15032	Agency-Wide HVAC Improvements- Pckg No. 3	742,334	4,725	4,912	747,247	1,155,000	Warranty	431,216	22,909	5.31%	5/10/2016	5/10/2016	0
8	EN16013	Agency-Wide Lighting Improvements	186,129	213,945	119,775	305,904	400,000	Warranty	292,737	(12,027)	-4.11%	6/2/2017	9/29/2016	246
9	EN17004	Agency-Wide Energy Efficiency Study	91,500	5,540	4,561	96,061	1,600,000	Warranty	17,780	-	0.00%	5/31/2016	6/28/2016	-28
10	EN16018	RC Emergency O&M Projects FY 15/16	17,685	51,750	51,750	69,435	500,000	N/A	Various Emergency Projects					
11	EN16019	RO Emergency O&M Projects FY 15/16	344,200	100,626	92,216	436,416	620,000	N/A	Various Emergency Projects					
12	EN16017	WC Emergency O&M Projects FY 15/16	397,778	2,698	1,424	399,202	500,000	N/A	Various Emergency Projects					
13	EN17018	RC Emergency O&M Projects FY 16/17	-	600,000	16,202	16,202	600,000	N/A	Various Emergency Projects					
14	EN17019	RO Emergency O&M Projects FY 16/17	-	580,000	73,430	73,430	580,000	N/A	Various Emergency Projects					
15	EN17017	WC Emergency O&M Projects FY 16/17	-	500,000	93,042	93,042	500,000	N/A	Various Emergency Projects					
16	EN17016	NRWS Emergency O&M Projects FY 16/17	-	200,000	9,363	9,363	200,000	N/A	Various Emergency Projects					
17	EN17021	RC On-Call Operations and Maintenance Support	-	225,000	3,911	3,911	225,000	N/A	Various Maintenance Projects					
18	EN17022	RO On-Call Operations and Maintenance Support	-	250,000	12,828	12,828	250,000	N/A	Various Maintenance Projects					
19	EN17020	WC On-Call Operations and Maintenance Support	-	217,000	34,342	34,342	250,000	N/A	Various Maintenance Projects					
20	EN17027	RC Safety Operations and Maintenance Support	-	250,000	102	102	250,000	N/A	Various Safety Projects					
21	EN17026	RO Safety Operations and Maintenance Support	-	250,000	-	-	250,000	N/A	Various Safety Projects					
22	EN17025	WC Safety Projects Operations and Maintenance Support	-	250,000	13,169	13,169	250,000	N/A	Various Safety Projects					
23	CW17003	RC OE Projects FY 16/17	-	50,000	22,995	22,995	50,000	N/A	Various Permit Projects					
24	CW17101	NRWS OE Projects FY 16/17	-	10,000	9,979	9,979	10,000	N/A	Various Permit Projects					
25	CW17005	WC OE Projects FY 16/17	-	50,000	28,810	28,810	50,000	N/A	Various Permit Projects					
26	EN0000000018	1630 E Pump Station Battery Storage	-	45,000	3,711	3,711	45,000	N/A	N/A					
27	EN0000000019	1630 W Pump Station Battery Storage	-	45,000	1,743	1,743	45,000	N/A	N/A					
Totals			7,723,402	8,703,902	2,434,472	10,157,874	26,496,500		4,629,775	131,241				

Carbon Canyon Wastewater Regional Facility (CCWRF)														
No.	Project ID	Project Title	Budget					Contract						
			(a) Prior FY Expenditures thru 6/30/16 (\$)	(b) FY Budget 2016/17 (\$)	(c) FY 2016/17 Expenditures 7/1/16- 3/31/2017 (\$)	(d) Total Expenditures to Date thru 3/31/2017 (A + C) (\$)	(e) Total Project Budget (\$)	(f) Phase	(g) Original Contract (\$)	(h) CO's/ Amendments (\$)	(i) CO's/ Amendments (H/G) (%)	(j) Contract Completion Date	(k) Projected/ Contract Completion Date (NOC)	(l) Float (J-K)
28	EN17006	CCWRF Odor Control and Headworks Replacements	6,951	610,000	66,761	73,712	7,000,000	Pre-Design	3,631,892	-	0.00%	5/31/2019	5/31/2019	0
29	EN17072	CCWRF Airduct Modifications	-	50,000	2,617	2,617	50,000	Design	5,799	-	0.00%	5/1/2017	5/1/2017	0
30	EN17051	CCWRF Valve Replacement	-	250,000	24,354	24,354	250,000	Construction	178,809	-	0.00%	6/15/2017	6/16/2017	-1
31	EN0000000017	CCWRF Battery Storage	-	63,000	2,550	2,550	63,000	N/A	N/A					
Totals			6,951	973,000	96,281	103,232	7,363,000		3,816,500	-				
Chino Desalter Authority (CDA)														
No.	Project ID	Project Title	Budget					Contract						
			(a) Prior FY Expenditures thru 6/30/16 (\$)	(b) FY Budget 2016/17 (\$)	(c) FY 2016/17 Expenditures 7/1/16- 3/31/2017 (\$)	(d) Total Expenditures to Date thru 3/31/2017 (A + C) (\$)	(e) Total Project Budget (\$)	(f) Phase	(g) Original Contract (\$)	(h) CO's/ Amendments (\$)	(i) CO's/ Amendments (H/G) (%)	(j) Contract Completion Date	(k) Projected/ Contract Completion Date (NOC)	(l) Float (J-K)
32	EN16021	TCE Plume Cleanup	1,089,754	7,481,073	8,054,280	9,144,034	12,000,000	Project Evaluation	CDA Managed Project					
Totals			1,089,754	7,481,073	8,054,280	9,144,034	12,000,000		-	-				
Collections														
No.	Project ID	Project Title	Budget					Contract						
			(a) Prior FY Expenditures thru 6/30/16 (\$)	(b) FY Budget 2016/17 (\$)	(c) FY 2016/17 Expenditures 7/1/16- 3/31/2017 (\$)	(d) Total Expenditures to Date thru 3/31/2017 (A + C) (\$)	(e) Total Project Budget (\$)	(f) Phase	(g) Original Contract (\$)	(h) CO's/ Amendments (\$)	(i) CO's/ Amendments (H/G) (%)	(j) Contract Completion Date	(k) Projected/ Contract Completion Date (NOC)	(l) Float (J-K)
33	EN17050	Septic Conversion PDR	-	200,000	-	-	1,000,000	Project Evaluation	Contract Has Not Been Awarded Yet					
34	EN22002	NRW East End Flowmeter Replacement	3,325	175,000	29,753	33,077	300,000	Pre-Design	213,554	-	0.00%	10/14/2019	10/10/2019	4
35	EN13028	Preserve Lift Station	19,774	100,000	9,666	29,440	100,000	Bid and Award	Contract Managed by Developer					
36	EN15042	SBCFCD Sewer Easement	415	275,000	-	415	302,500	Land Acquisition	Not Applicable					
37	EN15044	SBCFCD NRW Easement	338	515,000	-	338	565,000	Land Acquisition	Not Applicable					
38	EN17014	NRWS Manhole Upgrades - 16/17	-	350,000	79,775	79,775	350,000	Construction	82,511		0.00%	9/16/2017	9/16/2017	0
39	EN17015	Collection System Upgrades 16/17	-	500,000	21,755	21,755	500,000	Construction	202,227		0.00%	9/16/2017	9/16/2017	0
40	EN16071	San Bernardino Avenue Gravity Sewer	203,227	1,300,000	864,449	1,067,676	1,500,000	Project Acceptance	992,240	117,653	11.86%	2/27/2017	4/19/2017	-51
41	EN13018	Montclair Diversion Structure Retrofit	1,068,186	176,394	135,768	1,203,954	3,030,095	Warranty	557,565	(14,665)	-2.63%	7/17/2016	7/15/2016	2
Totals			1,295,264	3,591,394	1,141,166	2,436,430	7,647,595		2,048,097	102,988				

Groundwater Recharge														
No.	Project ID	Project Title	Budget				Contract							
			(a) Prior FY Expenditures thru 6/30/16 (\$)	(b) FY Budget 2016/17 (\$)	(c) FY 2016/17 Expenditures 7/1/16- 3/31/2017 (\$)	(d) Total Expenditures to Date thru 3/31/2017 (A + C) (\$)	(e) Total Project Budget (\$)	(f) Phase	(g) Original Contract (\$)	(h) CO's/ Amendments (\$)	(i) CO's/ Amendments (H/G) (%)	(j) Contract Completion Date	(k) Projected/ Contract Completion Date (NOC)	(l) Float (J-K)
42	EN17038	GWR Level Transmitter Upgrades	-	200,000	-	-	200,000	Cancelled	Project has been cancelled					
43	RW15003	Recharge Master Plan Update Projects	622,207	3,100,000	602,346	1,224,553	7,490,500	Pre-Design	768,950	9,434	1.23%	12/29/2017	2/9/2018	-42
44	RW15004	Lower Day Basin RMPU	205,693	1,155,000	53,015	258,707	2,480,000	Pre-Design	38,720	32,500	83.94%	10/21/2016	6/21/2017	-243
45	EN17067	Declez Monitoring Well Project	-	165,000	26,198	26,198	165,000	Design	Contract Has Not Been Awarded Yet					
46	EN13001	San Savaine Basin Improvements	535,568	3,085,000	184,855	720,423	6,295,000	Permit	358,828	4,734	1.32%	4/20/2019	6/22/2019	-63
47	EN14047	GWR and RW SCADA Control Upgrades	233,626	455,263	285,536	519,162	932,000	Construction	250,988	-	-	1/23/2017	4/18/2017	-85
Totals			1,597,094	8,160,263	1,151,950	2,749,044	17,562,500		1,417,486	46,668				
Headquarters														
No.	Project ID	Project Title	Budget				Contract							
			(a) Prior FY Expenditures thru 6/30/16 (\$)	(b) FY Budget 2016/17 (\$)	(c) FY 2016/17 Expenditures 7/1/16- 3/31/2017 (\$)	(d) Total Expenditures to Date thru 3/31/2017 (A + C) (\$)	(e) Total Project Budget (\$)	(f) Phase	(g) Original Contract (\$)	(h) CO's/ Amendments (\$)	(i) CO's/ Amendments (H/G) (%)	(j) Contract Completion Date	(k) Projected/ Contract Completion Date (NOC)	(l) Float (J-K)
48	EN16012	CIPO Enhancements	-	175,000	-	-	175,000	Project Evaluation	Contract Has Not Been Awarded Yet					
49	EN17023	HQ Drainage Investigations	-	50,000	-	-	50,000	Project Evaluation	Ongoing Monitoring Requirements					
50	EN16048	As-Built Database Upgrades	24,599	150,000	11,518	36,117	200,000	Pre-design	In House Database					
51	CP16003	Headquarters Roofing Replacement	9,822	450,000	47,361	57,183	450,000	Design	In-House Design - Construction Contract Has Not Been Awarded Yet					
52	EN16049	Conference Rooms Audio Visual Upgrades	72,777	626,453	560,461	633,238	1,349,230	Construction	831,890	97,190	11.68%	2/7/2018	1/23/2018	15
53	EN16047	HQ Parking Lot FY15/16	50,765	415,000	72,993	123,757	443,000	Construction	264,138	19,720	7.47%	5/15/2017	5/10/2017	5
54	EN16055	Headquarters Back Up Generator	48,950	400,000	160,217	209,167	449,000	Construction	178,777	-	0.00%	2/13/2017	5/15/2017	-91
55	EN15052	Primavera Enhancements	116,435	201	201	116,636	178,400	Construction	80,000	-	0.00%	12/30/2016	12/30/2016	0
56	EN16068	Main Office Permit Office	18,068	293,000	106,988	125,055	312,000	Warranty	52,890	20,809	39.34%	11/23/2016	12/15/2016	-22
Totals			341,416	2,559,654	959,738	1,301,154	3,606,630		1,407,695	137,719				

General Manager's Report Regarding Agency Activities
 May 17, 2017
 Page 11 of 17

Recycled Water															
No.	Project ID	Project Title	Budget					Contract							
			(a) Prior FY Expenditures thru 6/30/16 (\$)	(b) FY Budget 2016/17 (\$)	(c) FY 2016/17 Expenditures 7/1/16- 3/31/2017 (\$)	(d) Total Expenditures to Date thru 3/31/2017 (A + C) (\$)	(e) Total Project Budget (\$)	(f) Phase	(g) Original Contract (\$)	(h) CO's/ Amendments (\$)	(i) CO's/ Amendments (H/G) (%)	(j) Contract Completion Date	(k) Projected/ Contract Completion Date (NOC)	(l) Float (J-K)	
57	EN12016	North CIM Lateral	14,631	450,000	1,582	16,212	450,000	On Hold	Contract Has Not Been Awarded						
58	EN17007	930 To 800 West CCWRF PRV	5,481	100,000	263	5,744	600,000	On-hold	Contract Has Not Been Awarded						
59	EN17041	Orchard Recycled Water Turnout Improvements	-	25,000	-	-	125,000	Project Evaluation	Contract Has Not Been Awarded						
60	EN17049	Baseline RWPL Extension	-	300,000	10,819	10,819	5,000,000	Project Evaluation	Contract Has Not Been Awarded						
61	EN15002	1158 Reservoir Site Cleanup	3,805	650,000	9,713	13,518	1,300,000	Project Evaluation	Contract Has Not Been Awarded						
62	EN16034	RW Pressure Sustaining Valve Installation	18,098	341,300	9,126	27,223	850,000	Project Evaluation	Contract Has Not Been Awarded						
63	WR15021	Napa Lateral	60,019	500,000	39,771	99,790	6,050,000	Pre-Design	Contract Has Not Been Awarded						
64	EN17039	8th St. Basin RW Turnout Discharge Retrofit	-	58,000	15,363	15,363	275,000	Design	23,430	-	0.00%	12/29/2017	12/29/2017	0	
65	EN17046	1630 East Pump Station Upgrades	-	100,000	13,369	13,369	300,000	Design	14,057	-	0.00%	6/30/2017	6/29/2017	1	
66	EN17011	RW Hydraulic Modeling	-	100,000	30,665	30,665	100,000	Modeling	Not Applicable						
67	EN15043	SBCFCD Recycled Water Easement	534,759	570,000	-	534,759	1,210,000	Land Acquisition	Not Applicable						
68	EN12014	East Avenue 1630 E RWP Relocation	504,666	388,148	13,915	518,580	890,108	Construction	480,000	28,134	5.86%	City of Rancho Cucamonga Project			
69	EN15055	1630 W. Recycled Water Pump Station - Surge Tank Installation	546,124	1,150,000	735,392	1,281,516	1,400,000	Close Out	729,000	38,636	5.30%	10/14/2016	1/27/2017	-105	
70	EN17057	Wineville A.C. for the Electrical Panel at RP-3	-	15,000	12,059	12,059	15,000	Warranty	15,000	-	0.00%	10/31/2016	10/24/2016	7	
71	EN13045	Wineville RW Extension Segment B	10,786,069	71,692	67,935	10,854,004	11,865,300	Warranty	8,900,000	241,113	2.71%	7/25/2015	12/3/2015	-131	
Totals			12,473,652	4,819,140	959,970	13,433,622	30,430,408		10,161,487	307,883					

General Manager's Report Regarding Agency Activities
 May 17, 2017
 Page 12 of 17

Regional Water Recycling Plant No. 1 (RP-1)														
No.	Project ID	Project Title	Budget				Contract							
			(a) Prior FY Expenditures thru 6/30/16 (\$)	(b) FY Budget 2016/17 (\$)	(c) FY 2016/17 Expenditures 7/1/16- 3/31/2017 (\$)	(d) Total Expenditures to Date thru 3/31/2017 (A + C) (\$)	(e) Total Project Budget (\$)	(f) Phase	(g) Original Contract (\$)	(h) CO's/ Amendments (\$)	(i) CO's/ Amendments (H/G) (%)	(j) Contract Completion Date	(k) Projected/ Contract Completion Date (NOC)	(l) Float (J-K)
72	EN17077	SBLS Emergency Diversion	-	25,000	-	-	25,000	Project Evaluation	Contract Has Not Been Awarded					
73	EN17080	System Cathodic Protection Improvements	-	10,000	-	-	10,000	Project Evaluation	Contract Has Not Been Awarded					
74	EN17082	RP-1 Mechanical Restoration and Upgrades	-	15,000	-	-	15,000	Project Evaluation	Contract Has Not Been Awarded					
75	EN14042	RP-1 1158 RWPS Upgrades	75,543	475,000	68,521	144,064	4,000,000	Consultant Contract Award	Contract Has Not Been Awarded					
76	EN17042	Digester 6 and 7 Roof Repairs	-	400,000	30,495	30,495	3,800,000	Design	1,750,200	-	0.00%	7/24/2019	7/24/2019	0
77	EN19003	RP-1 Parallel Outfall Pipeline from RP-1 to Riverside Dr	7,031	200,000	40,626	47,656	5,700,000	Consultant Contract Award	Contract Has Not Been Awarded					
78	EN17059	RP-1 Iron Sponges Installation	-	300,000	14,440	14,440	500,000	Construction	319,900	-	0.00%	12/31/2017	12/31/2017	0
79	EN17044	RP-1 Power Reliability Building Controls Upgrades	-	350,000	72,942	72,942	1,500,000	Pre-Design	67,000	-	0.00%	6/30/2017	5/18/2017	43
80	EN18006	RP-1 Flare Improvements	-	600,000	67,623	67,623	4,000,000	Pre-Design	378,030	-	0.00%	3/14/2019	3/14/2019	0
81	EN15012	RP-1 East Primary Effluent Pipe Rehab	13,547	500,000	62,538	76,085	1,885,000	Pre-Design	461,483	-	0.00%	4/16/2020	4/16/2020	0
82	EN11039	TP-1 Disinfection Pump Improvements	95,367	225,000	85,127	180,494	1,288,302	Design	99,336	398,324	400.99%	6/30/2018	6/30/2018	0
83	EN14019	RP-1 Headworks Gate Replacement	243,916	1,440,000	456,829	700,745	10,440,000	Design	723,151	96,294	13.32%	5/1/2018	5/1/2018	0
84	EN0000000015	RP-1 Battery Storage	-	68,000	7,911	7,911	68,000	Design	N/A					
85	EP17003	RP-1 Training Room	-	200,000	21,141	21,141	200,000	Design	16,795	8,200	48.83%	6/30/2017	6/30/2017	0
86	EN13048	RP-1 Power System Upgrades	292,963	200,000	85,743	378,707	1,599,000	Design	269,380	205,825	76.41%	6/30/2019	6/30/2019	0
87	EN15013	RP-1 TWAS and Primary Effluent Piping Replacement 2014	19,700	120,000	165,480	185,180	500,000	Bid & Award	56,000	30,475	54.42%	2/7/2017	4/18/2017	-70
88	EN17047	RP-1 Dewatering Silo/Conveyor Safety Improvement Repairs	-	231,000	7,626	7,626	231,000	Construction	143,372	-	0.00%	7/31/2017	8/10/2017	-10
89	EN17048	RP-1 Dewatering Vertical Conveyor Repairs	-	375,000	12,643	12,643	375,000	Construction	249,303	-	0.00%	7/31/2017	8/10/2017	-10
90	EN16024	RP-1 Mixed Liquor Return Pumps	567,463	2,850,000	1,967,150	2,534,613	6,636,000	Construction	4,888,000	-	0.00%	1/19/2018	1/18/2018	1
91	EN17040	RP-1 Aeration Basin Panel Repairs	-	200,000	85,797	85,797	200,000	Construction	1,745,000	-	0.00%	1/19/2018	3/9/2018	-49
92	EN17062	RP-1 RW Valve Replacement	-	80,000	40,340	40,340	80,000	Construction	66,050	-	0.00%	5/5/2017	6/12/2017	-38
93	EN16025	RP-1 Expansion PDR	220,836	450,000	362,374	583,210	1,500,000	Project Acceptance	451,288	-	0.00%	3/20/2017	3/31/2017	-11
94	EN16051	RP-1 Utility Water Flow Meter	71,330	260,000	190,967	262,296	331,400	Warranty	127,584	16,315	12.79%	11/23/2016	12/15/2016	-22
		Totals	1,607,695	9,574,000	3,846,315	5,454,010	44,883,702		11,811,872	755,433				

Regional Water Recycling Plant No. 2 (RP-2)

No.	Project ID	Project Title	Budget					Contract						
			(a) Prior FY Expenditures thru 6/30/16 (\$)	(b) FY Budget 2016/17 (\$)	(c) FY 2016/17 Expenditures 7/1/16- 3/31/2017 (\$)	(d) Total Expenditures to Date thru 3/31/2017 (A + C) (\$)	(e) Total Project Budget (\$)	(f) Phase	(g) Original Contract (\$)	(h) CO's/ Amendments (\$)	(i) CO's/ Amendments (H/G) (%)	(j) Contract Completion Date	(k) Projected/ Contract Completion Date (NOC)	(l) Float (J-K)
95	EN17065	Microturbine Design-Build	-	850,000	5,299	5,299	2,210,000	Design	1,876,809	-	0.00%	12/31/2017	1/15/2018	-15
96	EN14012	RP-2 Drying Beds Rehabilitation	1,231,986	285,000	277,266	1,509,252	1,753,400	Warranty	193,961	32,322	16.66%	12/15/2016	11/16/2016	29
Totals			1,231,986	1,135,000	282,565	1,514,551	3,963,400		2,070,770	32,322				

Regional Water Recycling Plant No. 4 (RP-4)

No.	Project ID	Project Title	Budget					Contract						
			(a) Prior FY Expenditures thru 6/30/16 (\$)	(b) FY Budget 2016/17 (\$)	(c) FY 2016/17 Expenditures 7/1/16- 3/31/2017 (\$)	(d) Total Expenditures to Date thru 3/31/2017 (A + C) (\$)	(e) Total Project Budget (\$)	(f) Phase	(g) Original Contract (\$)	(h) CO's/ Amendments (\$)	(i) CO's/ Amendments (H/G) (%)	(j) Contract Completion Date	(k) Projected/ Contract Completion Date (NOC)	(l) Float (J-K)
97	EN17032	RP-4 Outfall Repair from Mission Blvd to RP-1	-	50,000	-	-	5,300,000	On-Hold	Contract Has Not Been Awarded					
98	EN17110	RP-4 Process Improvements	63	280,000	23,202	23,266	5,200,000	Project Evaluation	1,288,858	-	0.00%	6/30/2020	6/30/2020	0
99	EN17043	RP4 Primary Clarifier Rehab	-	400,000	22,880	22,880	1,900,000	Project Evaluation	-	-	0.00%	6/30/2020	6/30/2020	0
100	EN0000000016	RP-4 Battery Storage	-	77,000	7,324	7,324	77,000	Design	N/A					
101	EN17063	RP-4 Anoxic Splitter Box Gates	-	60,000	6,560	6,560	60,000	Bid & Award	Contract Has Not Been Awarded					
102	EN14018	RP-4 Disinfection System Retrofit	391,899	1,000,000	90,821	482,720	2,675,745	Construction	1,839,400	-	0.00%	12/31/2017	2/15/2018	-46
Totals			391,962	1,867,000	150,788	542,750	15,212,745		3,128,258	-				

General Manager's Report Regarding Agency Activities

May 17, 2017

Page 14 of 17

Regional Water Recycling Plant No. 5 (RP-5)															
No.	Project ID	Project Title	Budget					Contract							
			(a) Prior FY Expenditures thru 6/30/16 (\$)	(b) FY Budget 2016/17 (\$)	(c) FY 2016/17 Expenditures 7/1/16- 3/31/2017 (\$)	(d) Total Expenditures to Date thru 3/31/2017 (A + C) (\$)	(e) Total Project Budget (\$)	(f) Phase	(g) Original Contract (\$)	(h) CO's/ Amendments (\$)	(i) CO's/ Amendments (H/G) (%)	(j) Contract Completion Date	(k) Projected/ Contract Completion Date (NOC)	(l) Float (J-K)	
103	EN19001	RP-5 Expansion to 30 mgd	-	1,250,000	4,329	4,329	125,000,000	Not Started	Project Has Not Started						
104	EN19006	RP-5 SHF - RO	-	3,125,000	4,277	4,277	136,000,000	Not Started	Project Has Not Started						
105	EN16028	RP-5 Expansion PDR	712,311	2,111,086	1,021,416	1,733,726	2,823,400	Pre-Design	1,980,310	55,989	2.83%	3/20/2017	3/31/2017	-11	
106	EN14043	RP-5 RW Pipeline Bottleneck	56,637	600,000	131,947	188,584	2,755,000	Design	201,987	35,900	17.77%	8/24/2019	9/25/2019	-32	
107	EN13012	Magnolia Channel Monitoring Maintenance	87,611	10,000	-	87,611	192,242	Monitoring	Ongoing Monitoring Requirements						
108	EN11031	RP-5 Flow Equalization and Effluent Monitoring	422,173	1,465,000	205,511	627,684	3,397,200	Construction	945,029	-	0.00%	6/5/2017	6/15/2017	-10	
109	EN15008	Water Quality Laboratory	1,502,545	7,000,000	4,969,779	6,472,324	24,645,000	Construction	17,460,000	67,052	0.38%	8/6/2018	8/6/2018	0	
110	EN17060	1299 Recycled water Pumps Replacement	-	100,000	228	228	100,000	Construction	Equipment Purchase Only						
111	EN16132	Magnolia Channel Spillway Improvements	162,787	390,564	373,020	535,807	734,000	Warranty	280,891	36,903	13.14%	11/23/2016	10/28/2016	26	
Totals			2,944,063	16,051,650	6,710,506	9,654,569	295,646,842		20,868,217	195,843					
Overall Totals			30,703,241	64,916,077	25,788,029	56,491,271	464,813,322		61,360,157	1,710,097					

Emergency Projects

April 2017 Emergency Projects						
Contractor	Task Order Description	Details of the Circumstances/Cause of Emergency	Scope of Repair	Location	Date of Award	Not-to-Exceed /Estimate
W.A. Rasic Construction	Sink Hole Over the Westside Interceptor Sewer	After investigation of the issue(s), it was determined that the street had settled around the MH from three root causes: "Aligatored" asphalt, a thin paving section outside of the MH & sewer trench limits (City problem) and Loose 3/4" crushed rock placed around the MH, which allowed the fines in the soil above to migrate downward during the recent heavy rains, causing a subsidence effect	Excavate and repair a sink hole near a MH on the Westside Interceptor sewer in Chino Ave., just east of East End Ave. in the City of Chino.	Agency-Wide	4/7/2017	9,350
W.A. Rasic Construction	Marlay Ave. Drop MH Repair	The MH at the intersection of Marlay Ave. and Industry Ave. in Fontana was constructed as an internal drop MH with poor construction methods. The top of the pipe (the 33" Fontana Interceptor Sewer) was not cut away allowing access by our collection crews at this location. Secondly, the drop was installed with cast iron pipe with a flange that had started to deteriorate and break away from the wall of the MH. This allowed the flow to discharge outside of the pipe and onto the shelf and pond within the MH structure. The emergency fixed the problem.	Make internal repairs to a modified drop MH and rechanneling the bottom of a second MH at two locations in IEUA's collection system that are difficult to access by our maintenance crews	Agency-Wide	4/20/2017	5,000
					Total	14,350

General Manager's Report Regarding Agency Activities

May 17, 2017

Page 16 of 17

FY16/17 Emergency Projects									
	Project ID	Contractor	Task Order Description (Details of Circumstance and Cause of the Emergency)	Location	TO #	Original Not-to-Exceed /Estimate	Actual Cost thru 3/31	Date of Award	Status
CDA									
1	CDA00000012	W.A. Rasic Construction	Raw Water Line Repair	CDA	TO-035	8,000	156	7/18/2016	Complete
Collection									
2	EN17018.01	W.A. Rasic Construction	Grove Ave. Manhole Repair	COLL	TO-036	5,618	8,875	8/11/2016	Complete
CCWRF									
3	EN17019.09	Ferreira Construction	Primary Clarifier Light Fixture Removal	CCWRF	TO-018	3,700	52	2/9/2017	Active
RP-1									
4	EN17017.01	Ferreira Construction	RP-1 Flow Meter Replacement	RP-1	TO-09	60,000	64,791	7/26/2016	Complete
5	EN17019.05	W.A. Rasic Construction	DAFT Sludge Line Repair	RP-1	TO-041	35,000	15,493	12/21/2016	Complete
6	EN17019.07	David T. Wasden	RP-1 Hyperchlorite Leak Repair	RP-1	TO-04	3,500	759	3/3/2017	Complete
7	EN17019.08	Trautwein	RP-1 12" Hot Water Loop Leak/Repair	RP-1	TO-04	9,495	1,606	3/22/2017	Complete
RP-2									
8	EN17019.01	W.A. Rasic Construction	RP-2 Underground Pipe Leak	RP-2	TO-037	5,500	8,944	9/12/2016	Complete
RP-4									
9	EN17019.03	W.A. Rasic Construction	RP-4 Raw Screening Area	RP-4	TO-039	12,500	12,400	11/9/2016	Complete
10	EN17019.06	W.A. Rasic Construction	RP-4 Raw Screening Area	RP-4	TO-042	35,000	493.81	2/16/2017	Active
RP-5									
11	EN17019.02	Ferreira Construction	RP-5 Repair an existing SS Pump Guide Rail	RP-5	TO-010	25,000	24,181	9/15/2016	Complete
Agency-Wide									
12	EN17016.01	W.A. Rasic Construction	Monte Vista Ave ARVA Repair	Agency-wide	TO-040	10,000	7,691	11/10/2016	Complete
13	EN17017.02	Ferreira Construction	Street Subsidence and Blow off repair	Agency-Wide	TO-011	21,902	17,953	10/18/2016	Complete
14	EN17017.03	Ferreira Construction	Valve Shear Pine Replacement on a Buried RW Line	Agency-Wide	TO-012	6,209	6,442	10/19/2016	Complete
15	EN17019.04	Ferreira Construction	6" DAFT Sludge Line Tapping Sleeve Repair	Agency-Wide	TO-014	3,658	7,214	11/28/2016	Complete
16	EN17018.02	W.A. Rasic Construction	Mission Blvd Sink Hole (Ontario)	Agency-Wide	TO-043	50,000	4,727	2/24/2017	Active
17	EN17016.02	David T. Wasden	Mission Ave. Sewer Collapse and Repair	Agency-Wide	TO-05	18,088	506	3/21/2017	Complete
18	EN17018.03	Ferreira Construction	Westside Interceptor Relief Sewer- Backfill/Subgrade Investigation	Agency-Wide	TO-17	7,226	2,600	3/22/2017	Complete
19	EN17018.04	W.A. Rasic Construction	Sink Hole Over the Westside Interceptor Sewer	Agency-Wide	TO-044	9,350	0	4/7/2017	Complete
20	EN17018.05	W.A. Rasic Construction	Marlay Ave. Drop MH Repair	Agency-Wide	TO-045	5,000	0	4/20/2017	Active
					Totals	334,746	184,885		

GRANTS UPDATE

Board Activities:

Since the last General Manager’s report, the following items were processed through the IEUA Board Meeting:

1. The Board adopted Resolution No. 2017-4-2, authorizing IEUA to enter into a financial assistance agreement with the U.S. Department of Interior – Bureau of Reclamation (USBR) for the WaterSMART Grants: Water Marketing Strategy Grants for Fiscal Year 2017; and authorized the General Manager to execute the financial assistance agreement, any amendments, and any grant related documents thereto.
2. The Board adopted Resolution No. 2017-4-5, commending the IEUA team members, including five members of the Grants Department staff, for their outstanding leadership in helping to develop a viable and innovative solution, and for their responsible manner in helping to secure grant funding for the South Archibald Plume Cleanup Project.

Grant/Loan Applications in Process:

1. SWRCB: SRF Loan Application for Monte Vista Water District Recycled Water Project
2. SWRCB: SRF Loan Application for Chino Basin Water Master RMPU Planning and Construction Project
3. SWRCB: SRF Loan Application for the RP-1/RP-5 Construction Project

Grant/Loan Agreement Negotiation:

Grants staff have been negotiating grant and State Revolving Fund Loan agreements for the following seven recycled water capital improvement projects:

#	Project Name	Total Project Cost	Green Project Reserve Grant	State Revolving Fund Loan
1	San Sevaine Basin Improvements	\$ 6,460,000	\$ 2,500,000	\$ 3,960,000
2	Napa Lateral	\$ 6,050,000	\$ 2,500,000	\$ 3,550,000
3	RP-1 1158 PS Upgrades	\$ 4,000,000	\$ 2,000,000	\$ 2,000,000
4	RP-5 RW Pipeline Bottleneck	\$ 2,755,000	\$ 1,377,500	\$ 1,377,500
5	Pressure Sustaining Valve Installation	\$ 850,000	\$ 425,000	\$ 425,000
6	RP-1 Parallel Outfall Pipeline	\$ 5,700,000	\$ 2,500,000	\$ 3,200,000
7	Baseline Extension (Village of Heritage)	\$ 5,417,417	\$ 2,500,000	\$ 2,917,417
	Total	\$ 31,232,417	\$ 13,802,500	17,429,917

Grant Reimbursements Processed and Reporting Activities:

SWRCB – Central Area Wineville Recycled Water Project invoice was submitted to the State for \$3,947,797 (\$417,069 for SRF Loan and \$3,530,728 for Prop 1 Grant).